



## PATRIOTS TRAVEL TO ATLANTA FOR CLASH WITH FALCONS

### MEDIA SCHEDULE

#### TUESDAY, OCTOBER 4

No Media Availability

#### WEDNESDAY, OCTOBER 5

10:45 – 11:10 a.m. Coach Belichick Press Conf.  
(in Media Workroom)

11:10 – 11:55 a.m. Open Locker Room

11:40 – 11:55 a.m. Tom Brady Media Availability  
Approx. 12:30 p.m. Media Availability at Practice  
TBA Jim Mora Conference Call  
TBA Falcons Player Conf. Call

#### THURSDAY, OCTOBER 6

10:45 – 11:10 a.m. Coach Belichick Press Conf.  
(in Media Workroom)

11:10 – 11:55 a.m. Open Locker Room

Approx. 12:30 p.m. Media Availability at Practice

#### FRIDAY, OCTOBER 7

10:30 – 11:00 a.m. Coach Belichick Press Conf.  
(in Media Workroom)

11:00 – 11:45 a.m. Open Locker Room

Approx. 12:00 p.m. Media Availability at Practice

#### SATURDAY, OCTOBER 8

Travel to Atlanta – No Media Availability

#### SUNDAY, OCTOBER 9

1:00 p.m. Patriots at Atlanta Falcons

### 2005 PATRIOTS SCHEDULE

|                 |                |      |       |
|-----------------|----------------|------|-------|
| Thurs., Sept. 8 | Oakland        | W    | 30-20 |
| Sun., Sept. 18  | at Carolina    | L    | 17-27 |
| Sun., Sept. 25  | at Pittsburgh  | W    | 23-20 |
| Sun., Oct. 2    | San Diego      | L    | 17-41 |
| Sun., Oct. 9    | at Atlanta     | 1:00 | CBS   |
| Sun., Oct. 16   | at Denver      | 4:15 | CBS   |
| Sun., Oct. 23   | BYE WEEK       |      |       |
| Sun., Oct. 30   | Buffalo        | 8:30 | ESPN  |
| Mon., Nov. 7    | Indianapolis   | 9:00 | ABC   |
| Sun., Nov. 13   | at Miami       | 1:00 | CBS   |
| Sun., Nov. 20   | New Orleans    | 1:00 | Fox   |
| Sun., Nov. 27   | at Kansas City | 1:00 | CBS   |
| Sun., Dec. 4    | N.Y. Jets      | 4:15 | CBS   |
| Sun., Dec. 11   | at Buffalo     | 1:00 | CBS   |
| Sat., Dec. 17   | Tampa Bay      | 1:30 | Fox   |
| Mon., Dec. 26   | at N.Y. Jets   | 9:00 | ABC   |
| Sun., Jan. 1    | Miami          | 1:00 | CBS   |

### AFC EAST STANDINGS

| Teams                    | W        | L        | T        | Pct.        | PF        | PA         |
|--------------------------|----------|----------|----------|-------------|-----------|------------|
| Miami Dolphins .....     | 2        | 1        | 0        | .667        | 68        | 51         |
| <b>NEW ENGLAND .....</b> | <b>2</b> | <b>2</b> | <b>0</b> | <b>.500</b> | <b>87</b> | <b>108</b> |
| Buffalo Bills .....      | 1        | 3        | 0        | .250        | 48        | 69         |
| New York Jets .....      | 1        | 3        | 0        | .250        | 47        | 73         |

### NEW ENGLAND PATRIOTS (2-2) at ATLANTA FALCONS (3-1)

Sunday, October 9, 2005 ★ Georgia Dome (71,228) ★ 1:00 p.m. EDT

For the second time in a three-week span, the Patriots will square off against a 2004 conference finalist when they play the Atlanta Falcons, a team that advanced to last season's NFC Championship Game. This week's game against the 2004 NFC South champions also marks the third consecutive week in which New England will play a defending division champion. Last week, the Patriots suffered their second loss of the season, dropping a 41-17 decision to the 2004 AFC West champion San Diego Chargers. The previous week, New England had claimed a 23-20 victory over the Pittsburgh Steelers, the 2004 AFC North champions and a 2004 AFC finalist.

This week's game promises to provide another tough test for the Patriots, as the Falcons have produced solid results on both sides of the ball so far in 2005. Atlanta's rushing attack is the top-ranked ground unit in the NFL, averaging 208 rushing yards per game. Meanwhile, Atlanta's defense has allowed an average of just 14.3 points per game and has already recorded 17 sacks on the season.

### BROADCAST INFORMATION

**TELEVISION:** This week's game will be televised to a regional audience by CBS and can be seen in Boston on WBZ Channel 4. **Jim Nantz** will handle play-by-play duties and will be joined by analyst **Phil Simms**. **Bonnie Bernstein** will provide sideline reports throughout the game.

**RADIO:** WBCN 104.1 FM is the flagship station for the Patriots Rock Radio Network. A complete listing of the network's 36 stations can be found in this press release. Play-by-play broadcaster **Gil Santos** is in his 29th season as the voice of the Patriots and will call the action along with Patriots Hall of Famer **Gino Cappelletti**. Santos and Cappelletti are celebrating their 22nd season as a broadcast tandem.

**NATIONAL RADIO:** This week's game will be broadcast nationally by Westwood One/CBS Radio Sports. **Dave Sims** and **Jack Ham** will call the game.

### BOUNCING BACK

The Patriots have not lost back-to-back regular-season games since December, 2002. Their streak of 37 consecutive weeks without back-to-back losses is the longest current streak in the NFL and the longest such mark in franchise history. The post-merger NFL record for consecutive weeks without two straight losses is 60, set by the San Francisco 49ers from 1995-99. The last time the Patriots had a losing streak was when they dropped a game at Tennessee (24-7, 12/16/02) and followed that with a home loss to the N.Y. Jets (30-14, 12/22/02). Below is a list of the longest current streaks without back-to-back defeats.

### LONGEST ACTIVE STREAKS W/O BACK-TO-BACK REG. SEASON LOSSES

| Team                       | Weeks    | Last Consec. Losses |
|----------------------------|----------|---------------------|
| New England Patriots ..... | 37 ..... | Dec., 2002          |
| Pittsburgh Steelers .....  | 27 ..... | Oct./Nov., 2003     |
| Indianapolis Colts .....   | 13 ..... | Oct. 2004           |

### PATRIOTS MEDIA WEB SITE

The Patriots' media-only Web site, located at <http://media.patriots.com>, will be updated for registered users throughout the season with all the latest media information, schedules, rosters and press releases. In addition to up-to-date information, the site's archives allow access to all of the Patriots media materials dating back to the 2002 season.

### MEDIA RELATIONS CONTACTS

|                              |  |   |              |
|------------------------------|--|---|--------------|
| <b>Stacey James</b> .....    | Exec. Director of Media Relations..... | <a href="mailto:staceyj@patriots.com">staceyj@patriots.com</a> ..   | 508-384-9105 |
| <b>Casey O'Connell</b> ..... | Asst. Director of Media Relations..... | <a href="mailto:caseyo@patriots.com">caseyo@patriots.com</a> ..     | 508-384-9111 |
| <b>Michelle Murphy</b> ..... | Media Relations Coordinator .....      | <a href="mailto:michelle@patriots.com">michelle@patriots.com</a> .. | 508-384-9119 |
| <b>Jared Puffer</b> .....    | Media Relations Assistant .....        | <a href="mailto:jaredp@patriots.com">jaredp@patriots.com</a> ..     | 508-384-9195 |







# PATRIOTS VS. FALCONS

## SERIES HISTORY

The Patriots and the Atlanta Falcons will clash this week for the first time since 2001 and for the 11th time in team history. New England last faced the Falcons in a 24-10 victory at the Georgia Dome on Nov. 4, 2001. The Patriots and Falcons have been infrequent opponents, meeting this week for just the third time in 10 seasons. Prior to the 2001 meeting, the previous time the teams met was on Nov. 8, 1998, when Atlanta came



in to Foxboro Stadium and scored 41 points in a 41-10 victory en route to a berth in Super Bowl XXXIII. New England was victorious in the last meeting between the teams in 2001, but prior to that had suffered four straight losses to the Falcons, dating back to 1986. The series began in 1972, when the Patriots claimed a 21-20 victory at Schaefer Stadium on Carl Garrett's fourth-quarter touchdown run.

### Overall Record – Falcons 6, Patriots 4

| Date     | Result | Score | H/A | Stadium                       |
|----------|--------|-------|-----|-------------------------------|
| 09/24/72 | W      | 21-20 | H   | Schaefer Stadium              |
| 12/04/77 | W      | 16-10 | A   | Atlanta-Fulton County Stadium |
| 09/14/80 | L      | 21-37 | H   | Schaefer Stadium              |
| 10/30/83 | L      | 13-24 | A   | Atlanta-Fulton County Stadium |
| 11/02/86 | W      | 25-17 | H   | Sullivan Stadium              |
| 10/15/89 | L      | 15-16 | A   | Atlanta-Fulton County Stadium |
| 11/29/92 | L      | 0-34  | A   | Georgia Dome                  |
| 10/01/95 | L      | 17-30 | A   | Georgia Dome                  |
| 11/08/98 | L      | 10-41 | H   | Foxboro Stadium               |
| 11/04/01 | W      | 24-10 | A   | Georgia Dome                  |

## SERIES BREAKDOWN

|  |                           |
|--|---------------------------|
| Overall Record .....                     | 4-6                       |
| Home Record .....                        | 2-2                       |
| Schaefer/Sullivan/Foxboro Stadium.....   | 2-0                       |
| Gillette Stadium .....                   | 0-0                       |
| Away Record.....                         | 2-4                       |
| Atlanta-Fulton County Stadium.....       | 1-2                       |
| Georgia Dome.....                        | 1-2                       |
| Bill Belichick vs. Atlanta Falcons ..... | 1-1 (1-0 with NE)         |
| Jim Mora vs. New England Patriots .....  | 0-0                       |
| Total Points .....                       | Falcons 239, Patriots 162 |
| Current Streak .....                     | Patriots, 1 win           |

## TALE OF THE TAPE

| 2005 Regular Season      | New England | Atlanta    |
|--------------------------|-------------|------------|
| Record                   | 2-2         | 3-1        |
| Divisional Standings     | 2nd         | 2nd        |
| Total Yards Gained       | 1,397       | 1,313      |
| Total Offense (Rank)     | 349.3 (10)  | 328.3 (16) |
| Rush Offense             | 66.3 (32)   | 209.0 (1)  |
| Pass Offense             | 283.0 (3)   | 119.3 (30) |
| Points Per Game          | 21.8        | 21.5       |
| Total Yards Allowed      | 1,288       | 1,198      |
| Total Defense (Rank)     | 322.0 (21)  | 299.5 (13) |
| Rush Defense             | 114.5 (23)  | 112.3 (22) |
| Pass Defense             | 207.5 (17)  | 187.3 (9)  |
| Points Allowed/Game      | 27.0        | 14.3       |
| Possession Avg.          | 29:47       | 29:46      |
| Sacks Allowed/Yards Lost | 6/55        | 8/57       |
| Sacks Made/Yards         | 7/53        | 17/114     |
| Passing TD/Int (off.)    | 4/4         | 4/2        |
| Passing TD/Int (def.)    | 7/1         | 4/4        |
| Total Touchdowns Scored  | 10          | 10         |
| Penalties Against/Yards  | 33/312      | 25/252     |
| Punts/Avg.               | 22/44.0     | 21/41.8    |
| Turnover Differential    | -5          | +4         |

## CONNECTIONS

- Patriots special teams captain **Larry Izzo** and Falcons running back **Warrick Dunn** took part in an NFL-sponsored USO tour to visit troops stationed overseas in the spring of 2005. They helped to open the Pat Tillman USO Center at Bagram Air Base in Afghanistan when went on to visit troops in Baghdad, Kuwait and Qatar.
- Patriots defensive lineman **Richard Seymour**, fullback **Patrick Pass** and tight end **Benjamin Gaston** all played their college football at the University of Georgia in Athens, Ga., about an hour and a half east of Atlanta.
- Patriots fullback **Patrick Pass** attended Tucker High School in Tucker, Ga., a suburb of Atlanta located northeast of the city.
- Patriots cornerback **Tyrone Poole** grew up in LaGrange, Ga., located about an hour and a half southeast of Atlanta. Poole and his family currently keep their permanent home in Atlanta.
- Falcons fullback **Fred McCrary** was a member of the Patriots in 2003, playing in six games with three starts for the Super Bowl XXXVIII champions.
- Falcons cornerback **Christian Morton** was drafted by the Patriots in the seventh round (233rd overall) of the 2004 NFL Draft, but was released prior to the 2004 season.
- Falcons safety **Omar Lowe** was a member of the Patriots in 2004, playing in three games while spending much of the season on the practice squad.
- Patriots defensive lineman **Marquise Hill** and cornerback **Randall Gay** both played on the same Louisiana State defense as Falcons defensive tackle **Chad Lavalais**, with all three players entering the NFL in 2004. Patriots defensive end **Jarvis Green** also played with the trio for the Tigers in 2001 and 2002.
- Falcons running back **T.J. Duckett** attended Michigan State from 1998-2001, during which time Patriots quarterbacks coach **Josh McDaniels** (1999-2000) and Patriots wide receivers coach **Brian Daboll** (1998-99) were graduate assistants on the Spartans coaching staff.
- Patriots tight ends coach **Pete Mangurian** was a member of the Falcons coaching staff from 2001-03. He served as Atlanta's offensive line coach (2001), offensive line/wide receivers coach (2002) and offensive coordinator (2003). Mangurian was on the same coaching staff as Falcons special teams coordinator **Joe DeCamillis** and Falcons strength and conditioning coach **Al Miller** for 13 seasons with Denver (1988-92), the N.Y. Giants (1993-96) and Atlanta (1997, 2001-03).
- Patriots special teams coach **Brad Seely** was the offensive line coach at the University of the Pacific in 1983, the same season in which Falcons defensive coordinator **Ed Donatell** served as Pacific's defensive backs coach.
- Patriots assistant strength and conditioning coach **Harold Nash** and Falcons quarterbacks coach **Mike Johnson** were teammates with the Shreveport Pirates of the Canadian Football League from 1994-95. Nash played defensive back and Johnson was a quarterback.
- Falcons quarterbacks coach **Mike Johnson** was the San Diego Chargers quarterbacks coach in 2001, when Patriots quarterback **Doug Flutie** was San Diego's starting signal caller.
- Falcons offensive line coach **Jeff Jagodzinski** was the offensive coordinator/offensive line coach at Boston College from 1997-98.
- Falcons running backs coach **Ollie Wilson** is a native of Worcester, Mass. and attended Springfield College in Springfield, Mass. He served as the offensive coordinator at Northeastern University for seven seasons (1976-82).



THREE-TIME SUPER BOWL CHAMPIONS





# PATRIOTS VS. FALCONS

## THE LAST MEETING: PATRIOTS 24, FALCONS 10

November 4, 2001 ★ Georgia Dome (Att: 44,229)

|                             | 1 | 2  | 3 | 4 | Final |
|-----------------------------|---|----|---|---|-------|
| <b>New England Patriots</b> | 0 | 17 | 7 | 0 | — 24  |
| <b>Atlanta Falcons</b>      | 7 | 0  | 0 | 3 | — 10  |

The Patriots were 3-4 and coming off a loss at Denver when they traveled to the Georgia Dome to face the Atlanta Falcons in Week Eight of the 2001 season. The 24-10 victory was the first win in a 7-1 stretch by the Patriots to close out the year, as they finished 11-5 on their way to winning Super Bowl XXXVI.

Seven Patriots players collected a total of nine sacks against the Falcons, the second highest total in franchise history. Patriots rookie Richard Seymour collected his first career sack in the second quarter, and Falcons quarterback Chris Chandler was knocked out of the game by an Anthony Pleasant sack late in the third quarter. Rookie quarterback Michael Vick, who replaced Chandler, was sacked three times in nine pass attempts.

Patriots quarterback Tom Brady, in his sixth career start, completed 21 of 33 pass attempts for 250 yards and all three Patriots touchdowns. The first-year starter posted a 124.4 quarterback rating in the game. Running back Antowain Smith contributed 117 yards rushing, becoming the first Patriots back to surpass 100 yards in a game since the 1999 season.

The teams traded punts in the first quarter before Antowain Smith squandered a 52-yard drive with a fumble at the Falcons' 15-yard line. After trading punts with the Patriots again, the Falcons started the scoring when Chandler hit former Patriot wide receiver Shawn Jefferson for a 19-yard touchdown.

The Patriots answered early in the second quarter, tying the game 7-7 when Brady completed a 75-yard drive with a 4-yard touchdown pass to running back Kevin Faulk. On the Falcons' second offensive play after the score, Otis Smith intercepted Chandler at the Falcons' 26-yard line, but the Patriots failed to capitalize on the field position, committing three penalties on the ensuing drive and forcing a long field goal attempt. Adam Vinatieri, who had never missed an indoor field goal in 22 previous attempts, extended his streak by nailing a 48-yarder to give the Patriots a 10-3 lead. After another Falcons punt, the Patriots began a drive at their own 11-yard line with 2:53 remaining in the second quarter. Brady drove the Patriots to Atlanta's 15-yard line, where he hit Mark Edwards for a touchdown with 21 seconds remaining in the half. Falcons kicker Jay Feely missed a 58-yard field goal attempt as time expired in the half.

With the score 17-7, the teams again traded punts in the third quarter before Feely missed a 49-yard field goal. Neither team could generate much offense as both teams traded punts. After three Smith rushes, Brady connected with wide receiver Troy Brown on a 44-yard touchdown to extend the lead to 24-7.

With Vick at quarterback, the Falcons offense started the fourth quarter with a 60-yard drive, including a 35-yard scramble by the rookie. The Patriots defense held at the 3-yard line, forcing a Feely field goal. After a Patriots punt, the Falcons, down 24-10, attempted to convert on a fourth down play, but safety Lawyer Milloy sacked Vick for a 7-yard loss and a turnover on downs. The Patriots offense went three and out, punting back to the Falcons, who again turned the ball over on fourth down on an incomplete pass by Vick. Getting the ball back with 4:11 left in the game, the Patriots offense earned two first downs to run out the clock.

## PASSING PERFORMANCES

Tom Brady will start against the Atlanta Falcons for the second time in his career, while Michael Vick is slated to record his first career start against the Patriots. Vick's only previous appearance against New England was when he relieved an injured Chris Chandler as a rookie in 2001.

### Tom Brady vs. Atlanta Falcons (1-0)

| Date     | A  | C  | Yd  | %    | TD | I | Rating | W/L | Score |
|----------|----|----|-----|------|----|---|--------|-----|-------|
| 11/07/01 | 31 | 21 | 250 | .677 | 3  | 0 | 124.4  | W   | 24-10 |

### Michael Vick vs. New England Patriots (0-0)

| Date     | A | C | Yd | %    | TD | I | Rating | W/L           | Score |
|----------|---|---|----|------|----|---|--------|---------------|-------|
| 11/07/01 | 9 | 2 | 56 | .222 | 0  | 0 | 53.0   | Did Not Start |       |

## PATRIOTS IN DOMES

The Patriots will play in a dome for the first and only time this season when they travel to Atlanta's Georgia Dome. The Patriots have won eight consecutive dome games. New England has not lost a dome game since Thanksgiving Day, 2000 when the Detroit Lions rolled to a 34-9 win at the Pontiac Silverdome. The dome domination includes both of New England's recent Super Bowl victories, at the Louisiana Superdome (SB XXXVI) and at Reliant Stadium in Houston (SB XXXVIII).

### PATRIOTS DOME GAMES IN BELICHICK ERA

|          |                       |        |       |          |
|----------|-----------------------|--------|-------|----------|
| 11/07/04 | ..... at St. Louis    | .....W | ..... | 40-22    |
| 02/01/04 | ..... * Carolina      | .....W | ..... | 32-39    |
| 11/30/03 | ..... at Indianapolis | .....W | ..... | 38-34    |
| 11/23/03 | ..... at Houston      | .....W | ..... | 23-20 OT |
| 11/28/02 | ..... at Detroit      | .....W | ..... | 20-12    |
| 02/03/02 | ..... \$ St. Louis    | .....W | ..... | 20-17    |
| 11/04/01 | ..... at Atlanta      | .....W | ..... | 24-10    |
| 10/21/01 | ..... at Indianapolis | .....W | ..... | 38-17    |
| 11/23/00 | ..... at Detroit      | .....L | ..... | 9-34     |
| 10/22/00 | ..... at Indianapolis | .....L | ..... | 23-30    |

\*-Super Bowl XXXVIII at Houston  
\$-Super Bowl XXXVI at New Orleans

## PATRIOTS VS. NFC SOUTH

The Patriots play each of the teams from the NFC South this season as part of the NFL's schedule rotation that was implemented in 2002. New England lost its first game against the division, dropping a 27-17 decision at Carolina in Week Two. Following that loss, the Patriots have won eight of their last nine games and 12 of their last 14 games against NFC opposition, including each of the last two Super Bowls. The Patriots hold an all-time mark of 16-13 (including postseason) against the four teams that make up the NFC South.

## THIS WEEK IN PATRIOTS HISTORY October 3 – October 9

**October 8, 1967:** In a game moved to San Diego due to the 1967 World Series at Fenway Park, the Boston Patriots and San Diego Chargers fight to a 31-31 tie. It was the ninth tie in franchise history, and the Patriots have not tied a game since. New England is currently working on a 577-game streak without a tie.

**October 6, 1974:** The Patriots improve to 4-0 on the season with a 42-3 win over the Baltimore Colts at Schaefer Stadium. The 39-point victory is the fourth-largest in team history.

**October 6, 1996:** The Patriots score the most points by a New England team since 1984 and gain a 46-38 shootout win over the Baltimore Ravens at Memorial Stadium. To date, the 46 points are the most scored by a Patriots team in 20 years.

**October 5, 2003:** The Patriots defeat the Tennessee Titans 38-30 at Gillette Stadium to kick off their 15-game winning streak en route to a Super Bowl XXXVIII win.



THREE-TIME SUPER BOWL CHAMPIONS







# LAST WEEK: CHARGERS 41, PATRIOTS 17

## CHARGERS 41, PATRIOTS 17

October 2, 2005 ★ Gillette Stadium (Att: 68,756)

|                             | 1 | 2  | 3  | 4  | Final |
|-----------------------------|---|----|----|----|-------|
| <b>San Diego Chargers</b>   | 3 | 14 | 14 | 10 | — 41  |
| <b>New England Patriots</b> | 7 | 10 | 0  | 0  | — 17  |

The Patriots suffered their second loss of the season, dropping to 2-2 as the San Diego Chargers ended New England's 21-game home winning streak. The teams were tied at 17 midway through the third quarter, but San Diego made a late-game surge that netted 24 unanswered points to take the victory. New England allowed the Chargers to accumulate 431 total net yards, the most by a Patriots opponent since Cincinnati totaled 478 net yards on Dec. 12, 2004.

## HOME LOSS

With the Patriots' 41-17 loss at Gillette Stadium, New England's 21-game home winning streak, and the NFL's longest current home winning streak, came to an end. Before the loss to San Diego, the last time the Patriots fell at home was on Dec. 22, 2002 in a 30-17 loss to the New York Jets. Despite the defeat, the Patriots have recorded a 25-4 (.862) all-time record at Gillette Stadium, including regular-season and postseason contests. In an interesting similarity, the Patriots' overall winning streak set during the 2003 and 2004 seasons also reached 21 games before it was snapped at Pittsburgh on Oct. 31, 2004.

## POINTS ALLOWED

The 41 points scored by the Chargers were the most points allowed by a Patriots defense in nearly seven full years, dating back to Nov. 8, 1998, when New England was handed a 41-10 defeat by the Atlanta Falcons. Since that time, however, the Patriots have scored at least 41 points against opponents five times, including a 42-15 win over Cleveland and a 41-27 victory over Pittsburgh in last season's AFC Championship Game.

## PASS CATCHER

Patrick Pass led all receivers in the game with eight receptions, setting a new career high. Pass' previous career high was five catches, set against the New York Jets on Dec. 26, 2004 and against the San Francisco 49ers on Jan. 2, 2005. Pass' eight catches against San Diego were for 55 yards, also setting a career best.

## HUNDRED-YARD RUSHER

San Diego's LaDainian Tomlinson ran for 134 yards, marking just the second time in the last 16 regular-season and playoff games that the Patriots have allowed an opponent to top the century mark on the ground. The last player to do it was San Francisco's Kevan Barlow, who racked up 103 yards in the 2004 season finale on Jan. 2, 2005. Tomlinson's 134 yards were the most by a Patriot opponent since Indianapolis' Edgerrin James totaled 144 yards on 30 carries in the 2004 season opener on Sept. 9, 2004.

## COREY SCORES

Corey Dillon scored his team-leading fifth touchdown of the season on a 1-yard run in the first quarter to give the Patriots a 7-3 lead. The touchdown was the 62nd of Dillon's career and his 17th since joining the Patriots prior to the 2004 season. Dillon's 17 touchdown runs in a Patriots uniform ties him with John Stephens for ninth on the team's all-time list. Dillon and Stephens are one score behind Mosi Tatupu, who ranks eighth on the all-time rushing touchdown list with 18 career rushing scores.

## THE DWIGHT STUFF

Tim Dwight scored his second touchdown of the season on a 30-yard scoring reception in the second quarter, giving the Patriots a 14-10 lead. Dwight, who joined the Patriots as a free agent prior to the 2005 season after spending four years in San Diego, scored his second touchdown in as many games in Foxborough, having also scored in the season opener against the Oakland Raiders on Sept. 8. Dwight has now grabbed 16 career touchdown passes, and his two receiving scores so far this year are his most since 2002, when he also had two touchdown catches.

## KNOTTED AT THE HALF

The Patriots and Chargers were tied at halftime (17-17). The last time the Patriots lost a game in which they were tied at halftime was also against San Diego, on Sept. 29, 2002. In that game, the teams were tied at 14 at the half, but the Chargers went on to win, 21-14. Since that game (the last meeting between the teams), the Patriots had won six consecutive games in which they were tied at halftime.

## HUNDRED YARD RECEIVER LOSS

San Diego's Antonio Gates caught 108 yards worth of passes on six receptions. The last time New England lost a game in which an opponent had a 100-yard receiver was on Oct. 27, 2002. In that game, Denver's Ed McCaffery had 116 yards on eight catches and Denver won, 24-16. Since that game, the Patriots had won 11 consecutive games when an opponent caught 100 yards worth of passes, including two this season.

## RARE MISS

Adam Vinatieri missed a 37-yard field goal wide right to end the Patriots' first possession of the game. The miss ended Vinatieri's streak of 34 consecutive regular-season field goals of 46 yards or fewer. Prior to the Chargers game, the last time the two-time Pro Bowler missed a field goal from closer than 46 yards was in the 2003 season finale, missing a 24-yarder in against Buffalo on Dec. 27, 2003.

## BIG TIME BETHEL

Bethel Johnson recorded a 54-yard kickoff return to the San Diego 47-yard line in the second quarter, setting up a 30-yard touchdown pass from Tom Brady to Tim Dwight two plays later. The kickoff return was the seventh return of 50 or more yards in Johnson's 3-year career. The 54-yard return was the longest for the Patriots since Johnson's 93-yard kickoff return for a touchdown at Cleveland on Dec. 4, 2004.

## SILVER UNIFORMS

The Patriots wore their silver jerseys for the first and only time in the 2005 season. New England donned its silver duds for the fourth time since the alternate uniform made its debut in the 2003 season, and suffered its first loss in silver. Silver had served the Patriots well in the past, as New England had won all three previous games in which it wore silver, including two shutouts. The jerseys made their debut on Nov. 16, 2003 in the Patriots' 12-0 victory over Dallas at Gillette Stadium. They returned the following month in New England's snowy 12-0 AFC East-clinching victory over Miami in Foxborough on Dec. 7, 2003. Last season, the jerseys made their one and only appearance in the Patriots' 35-28 victory over Cincinnati on Dec. 12, 2004 in Foxborough, a win that also clinched the AFC East crown.



THREE-TIME SUPER BOWL CHAMPIONS





# PATRIOTS NEWS & NOTES

## THE KRAFT ERA

Since Robert Kraft purchased the team in 1994, the Patriots have experienced one of the most dramatic turnarounds in the history of sports. In just 11 seasons of ownership, he has transformed one of the league's least successful clubs into what many observers view as a model NFL franchise. In the five seasons immediately preceding his purchase (1989-93), the Patriots were a moribund team, winning just 19 of 80 games (.311 pct.) and recording the worst record in the NFL over that span. When he bought the franchise on Jan. 21, 1994, Kraft announced his intention to bring a championship to New England, a tall order considering the team's previous success rate. But under Kraft's leadership, the Patriots have won five division titles, four conference crowns and three Super Bowl championships. **Since Kraft took ownership, the Patriots are 12-4 in the playoffs and have won more Super Bowl championships than any other team in the NFL.**



|                     | Pre-Kraft<br>1960-93 | 1989-93 | Kraft Era<br>1994-05 |
|---------------------|----------------------|---------|----------------------|
| Overall Record      | 225-276-9            | 19-61   | 121-75               |
| Winning Pct.        | .450                 | .311    | .617                 |
| Super Bowl Titles   | 0                    | 0       | 3                    |
| Conference Titles   | 1                    | 0       | 4                    |
| Division Titles     | 3                    | 0       | 5                    |
| Playoff Seasons     | 5                    | 0       | 7                    |
| Playoff Record      | 4-6                  | --      | 12-4                 |
| Home Playoff Games  | 1                    | 0       | 7                    |
| Home Playoff Record | 0-1                  | --      | 7-0                  |

## SUCCESS STORY

Since Robert Kraft purchased the team in 1994, the Patriots have been one of the NFL's elite teams. Over the first 11 years of Kraft's ownership, the Patriots have recorded the second highest win total among all NFL teams – a remarkable record considering the fact that the Patriots were a combined 19-61 (.311) in the four years immediately preceding the purchase. Since 2001, the Patriots have been the top team in the NFL, compiling a 59-18 record.

### BEST RECORDS SINCE 1994 (Incl. Postseason)

| Team                        | W          | L         | T        | Pct.        |
|-----------------------------|------------|-----------|----------|-------------|
| Green Bay Packers           | 129        | 70        | 0        | .648        |
| Pittsburgh Steelers         | 120        | 73        | 1        | .621        |
| Denver Broncos              | 118        | 73        | 0        | .618        |
| <b>New England Patriots</b> | <b>121</b> | <b>75</b> | <b>0</b> | <b>.617</b> |
| Philadelphia Eagles         | 105        | 77        | 1        | .577        |

### SUPER BOWL CHAMPIONSHIPS SINCE 1994 SEASON

|                                   |          |
|-----------------------------------|----------|
| <b>New England Patriots</b> ..... | <b>3</b> |
| Denver Broncos.....               | 2        |
| 6 Teams.....                      | 1        |

### CONFERENCE CHAMPIONSHIPS SINCE 1994 SEASON

|                                   |          |
|-----------------------------------|----------|
| <b>New England Patriots</b> ..... | <b>4</b> |
| Denver Broncos.....               | 2        |
| Green Bay Packers.....            | 2        |
| St. Louis Rams.....               | 2        |
| 12 Teams.....                     | 1        |

## A CHAMPIONSHIP TRADITION

The Patriots are the only team from North America's four major professional sports leagues to have won three titles since 2001.

### MULTIPLE LEAGUE CHAMPIONSHIPS SINCE 2001

| Team                              | League           | Titles   |
|-----------------------------------|------------------|----------|
| <b>New England Patriots</b> ..... | <b>NFL</b> ..... | <b>3</b> |
| Los Angeles Lakers.....           | NBA.....         | 2        |

## THE HEAD COACH

### BILL BELICHICK

**Overall Record:** 101-74 (.577)  
**Regular Season:** 91-73 (.555)  
**Postseason:** 10-1 (.909)  
**With Patriots overall:** 64-29 (.688)  
**Overall since 2001:** 59-18 (.766)  
**Super Bowl Titles:** 5 (86, 90, 01, 03, 04)  
**Conf. Titles:** 6 (86, 90, 96, 01, 03, 04)  
**Division Titles:** 10 (75, 78, 86, 89, 90, 96, 98, 01, 03, 04)



Bill Belichick is now in his 31st season as an NFL coach and is the only head coach in NFL history to win three Super Bowl titles in a four-year span. Belichick owns the best postseason record in NFL history and is the winningest NFL head coach since 2001. In 2004, he directed the Patriots to their second consecutive Super Bowl title on the heels of a 14-win campaign. In addition, his 2004 squad equaled the best record in NFL history for a defending Super Bowl champion, and from 2003-04 his teams set the all-time pro football record with 21 consecutive victories. Belichick has spent more seasons in the league than any other current NFL head coach, and in that time has been a part of five Super Bowl championship teams. His overall record of 64-29 with the Patriots (including a 9-0 playoff mark in New England) gives him the most victories and the best winning percentage of any head coach in franchise history.

## WINNINGEST HEAD COACHES IN PATRIOTS HISTORY

| Coch                  | Years          | Career<br>Winning Pct. | Overall<br>W-L-T | Playoff<br>W-L |
|-----------------------|----------------|------------------------|------------------|----------------|
| <b>Bill Belichick</b> | <b>2000-05</b> | <b>.688</b>            | <b>64-29-0</b>   | <b>9-0</b>     |
| Raymond Berry         | 1984-89        | .554                   | 51-41-0          | 3-2            |
| Pete Carroll          | 1997-99        | .549                   | 28-23-0          | 1-2            |
| Chuck Fairbanks       | 1973-78        | .529                   | 46-41-0          | 0-2            |

## BELICHICK'S PATRIOTS RENAISSANCE

Any successful project requires a sound plan, and once head coach Bill Belichick implemented his design on the Patriots, his approach has given him the best record of any NFL head coach since 2001. After the team endured a 5-11 rebuilding year in his first season, the Patriots have compiled the best record in the NFL since 2001. The remarkable run includes postseason play, where Belichick and the Patriots own a perfect 9-0 record.

### NFL COACHES' RECORDS SINCE 2001

| Coch                  | Team      | W         | L         | T        | Pct.        |
|-----------------------|-----------|-----------|-----------|----------|-------------|
| <b>Bill Belichick</b> | <b>NE</b> | <b>59</b> | <b>18</b> | <b>0</b> | <b>.766</b> |
| Andy Reid             | PHI       | 57        | 21        | 0        | .731        |
| Bill Cowher           | PIT       | 49        | 22        | 1        | .688        |
| Jim Mora, Jr.         | ATL       | 15        | 7         | 0        | .682        |
| Tony Dungy            | TB/IND    | 51        | 25        | 0        | .671        |
| Wade Phillips         | ATL       | 2         | 1         | 0        | .667        |
| Nick Saban            | MIA       | 2         | 1         | 0        | .667        |

NOTE: Records include postseason games

## POSTSEASON PROWESS

Bill Belichick is the winningest head coach in NFL postseason history. With the Patriots' victory in Super Bowl XXXIX, Belichick eclipsed Vince Lombardi, the man whose name is emblazoned on the Super Bowl trophy. Coach Belichick has won nine playoff games in a row, tying the NFL-record streak set by Lombardi's Packers, who won nine straight playoff games from 1961-67.

### BEST POSTSEASON RECORDS IN NFL HISTORY

| Name                        | Team(s)             | W         | L        | Pct.        |
|-----------------------------|---------------------|-----------|----------|-------------|
| <b>Bill Belichick</b> ..... | <b>CLE/NE</b> ..... | <b>10</b> | <b>1</b> | <b>.909</b> |
| Vince Lombardi .....        | GB/WAS.....         | 9         | 1        | .900        |
| Joe Gibbs .....             | WAS .....           | 16        | 5        | .762        |



THREE-TIME SUPER BOWL CHAMPIONS





# PATRIOTS NEWS & NOTES

## SNAPSHOTS OF SUCCESS

The Patriots are in the midst of one of the most prosperous periods for any team in NFL history. The recent run of success began with a 29-26 overtime victory against the San Diego Chargers on Oct. 14, 2001, sparking a streak of 58 wins in the Patriots' last 73 games, including postseason. The Patriots entered that contest with a 1-3 record, and Tom Brady was making just the third start of his career against a 3-1 San Diego team. New England rallied back from a 26-16 deficit with less than four minutes left in the game, beginning a stretch of 13 wins in the final 15 games of the 2001 season as the Patriots won their first title in Super Bowl XXXVI. Below are some snapshots highlighting the Patriots' current winning run.

### PATRIOTS SUCCESS STREAKS (Including Postseason)

- 7 wins in last 9 games, dating to Dec. 26, 2004 (7-2, .778)
- 13 wins in last 16 games, dating to Nov. 7, 2004 (13-3, .813)
- 34 wins in last 38 games, dating to Oct. 5, 2003 (34-4, .895)
- 37 wins in last 43 games, dating to Dec. 29, 2002 (37-6, .860)
- 42 wins in last 51 games, dating to Nov. 3, 2002 (42-9, .824)
- 54 wins in last 67 games, dating to Nov. 25, 2001 (54-13, .806)
- 58 wins in last 73 games, dating to Oct. 14, 2001 (58-15, .795)

## RIISING TO THE OCCASION

Since the beginning of the 2003 season, the Patriots are 21-1 against teams with records above .500, including a 1-0 mark this season. In the 2004 regular season and playoffs, the Patriots were 10-1 against teams that finished with winning records, including a 7-1 mark against playoff teams. In 2003, the Patriots were 10-0 against teams that finished the season with a mark of better than .500, including an 8-0 mark against playoff teams.

### PATRIOTS VS. TEAMS WITH RECORDS ABOVE .500

Since start of the 2003 season

| Date     | Opponent        | W/L | Score    | Overall Record | Record v. Rest of NFL |
|----------|-----------------|-----|----------|----------------|-----------------------|
| 09/25/05 | at Pittsburgh   | W   | 23-20    | 2-1            | 2-0                   |
| 02/06/05 | Philadelphia*   | W   | 24-21    | 15-4           | 15-3                  |
| 01/23/05 | at Pittsburgh*  | W   | 41-27    | 16-2           | 15-1                  |
| 01/16/05 | Indianapolis*   | W   | 20-3     | 13-5           | 13-3                  |
| 12/26/04 | at N.Y. Jets    | W   | 23-7     | 11-7           | 11-5                  |
| 11/28/04 | Baltimore       | W   | 24-3     | 9-7            | 9-6                   |
| 11/14/04 | Buffalo         | W   | 29-6     | 9-7            | 9-5                   |
| 10/31/04 | at Pittsburgh   | L   | 20-34    | 16-2           | --                    |
| 10/24/04 | N.Y. Jets       | W   | 13-7     | 11-7           | --                    |
| 10/17/04 | Seattle         | W   | 30-20    | 9-8            | 9-7                   |
| 10/03/04 | at Buffalo      | W   | 31-17    | 9-7            | --                    |
| 09/09/04 | Indianapolis    | W   | 27-24    | 13-5           | --                    |
| 02/01/04 | Carolina*       | W   | 32-39    | 14-6           | 14-5                  |
| 01/18/04 | Indianapolis*   | W   | 24-14    | 14-5           | 14-3                  |
| 01/10/04 | Tennessee*      | W   | 17-14    | 13-5           | 13-3                  |
| 12/07/03 | Miami           | W   | 12-0     | 10-6           | 10-4                  |
| 11/30/03 | at Indianapolis | W   | 38-34    | 14-5           | --                    |
| 11/16/03 | Dallas          | W   | 12-0     | 10-6           | 10-5                  |
| 11/03/03 | at Denver       | W   | 30-26    | 10-6           | 10-5                  |
| 10/19/03 | at Miami        | W   | 19-13 ot | 10-6           | --                    |
| 10/05/03 | Tennessee       | W   | 38-30    | 13-5           | --                    |
| 09/14/03 | at Philadelphia | W   | 31-10    | 13-5           | 13-4                  |

\*-Playoffs

**Patriots vs. teams with winning records ..... 21-1 (.955)**  
**Rest of NFL vs. those teams..... 59-167 (.261)**

## BEAST OF THE EAST

New England has the best record among AFC East teams in division games since the beginning of the 2001 season (20-6).

### AFC EAST DIVISIONAL RECORDS SINCE 2001

| Team               | Division W-L Since 2001 | Team         | Division W-L Since 2001 |
|--------------------|-------------------------|--------------|-------------------------|
| New England .....  | 20-6                    | Miami .....  | 12-15                   |
| New York Jets..... | 14-13                   | Buffalo..... | 8-18                    |

## DOMINATING DUO

Tom Brady and Bill Belichick make up the NFL's winningest head coach-quarterback combination since the AFL-NFL merger 35 years ago. Brady has started 66 consecutive regular-season games for the Patriots and the team has compiled a 50-16 record in those games, dating back to Week 3 of the 2001 season. Additionally, the Patriots are 9-0 in the playoffs over that span, making the duo's overall record together 59-16.

### TOP COACH-QB COMBINATIONS SINCE 1970 MERGER

(Regular Season only, Minimum 50 games)

| Quarterback | Head Coach     | Team | W  | L  | T | Pct. |
|-------------|----------------|------|----|----|---|------|
| Tom Brady   | Bill Belichick | NE   | 50 | 15 | 0 | .759 |
| Ken Stabler | John Madden    | OAK  | 60 | 19 | 1 | .756 |
| Jim McMahon | Mike Ditka     | CHI  | 46 | 15 | 0 | .754 |
| Steve Young | George Seifert | SF   | 62 | 23 | 0 | .729 |
| John Elway  | Mike Shanahan  | DEN  | 43 | 16 | 0 | .729 |

## BOUNCING BACK

The Patriots have not lost back-to-back games since December, 2002. Their streak of 37 consecutive weeks without back-to-back losses is the longest current streak in the NFL and the longest such mark in franchise history. The post-merger NFL record for consecutive weeks without two straight losses is 60, set by the San Francisco 49ers from 1995-99. The last time the Patriots had a losing streak was when they dropped a game at Tennessee (24-7, 12/16/02), and followed that with a home loss to the N.Y. Jets (30-14, 12/22/02). Below is a list of the longest current streaks without back-to-back defeats.

### LONGEST ACTIVE STREAKS W/O BACK-TO-BACK LOSSES

| Team                       | Weeks | Last Consec. Losses |
|----------------------------|-------|---------------------|
| New England Patriots ..... | 37    | Dec., 2002          |
| Pittsburgh Steelers .....  | 28    | Oct./Nov., 2003     |

## O.T. IS THE PLACE TO BE

The Patriots have won eight straight overtime games and own the longest overtime winning streak in NFL history, including playoff games. The streak includes New England's 16-13 "Snow Bowl" win over Oakland in the 2001 Divisional Playoffs (01/19/02).

### MOST CONSECUTIVE OVERTIME VICTORIES

| Wins | Team             | Dates        |
|------|------------------|--------------|
| 8*   | New England..... | 2000-present |
| 7    | Denver.....      | 1978-1985    |
| 6    | Washington.....  | 1976-1987    |
| 6    | Pittsburgh ..... | 1994-1997    |
| 5    | Many Times       |              |

\*-Includes one playoff game

## WORKING OVERTIME

The Patriots have won their last eight overtime games (including the playoffs). New England's eight-game overtime winning streak is the longest in NFL history. New England has not lost in overtime since Buffalo won 16-13 at Foxboro Stadium on Nov. 5, 2000. Since that time, the Patriots have won eight straight, including five games in which they scored on their first possession of overtime.

### NEW ENGLAND'S OVERTIME STREAK

| DATE     | OPP       | WINNING PLAY | DRIVE INFO            | FINAL SCORE |
|----------|-----------|--------------|-----------------------|-------------|
| 11/23/03 | at HST    | 28-yd FG     | 9 plays, 76 yds; 3:39 | 23-20       |
| 10/19/03 | at MIA    | 82-yd TD     | 1-82; 0:12            | 19-13       |
| 12/29/02 | vs. MIA+  | 35-yd FG     | 7-43; 2:03            | 27-24       |
| 09/22/02 | vs. KC+   | 35-yd FG     | 9-53; 4:40            | 41-38       |
| 01/19/02 | vs. OAK+* | 23-yd FG     | 15-61; 8:29           | 16-13       |
| 12/16/01 | at BUF+   | 23-yd FG     | 8-75; 3:18            | 12-9        |
| 10/14/01 | vs. SD+   | 44-yd FG     | 6-51; 2:59            | 29-26       |
| 12/17/00 | at BUF    | 24-yd FG     | 14-83; 5:56           | 13-10       |
| 11/05/00 | vs. BUF   | 32-yd FG     | 6-52-2:50             | L, 13-16    |

\*playoffs

+NE scored on its first possession in overtime



THREE-TIME SUPER BOWL CHAMPIONS






# QB TOM BRADY NEWS & NOTES

## RECORDING SUCCESS

TOM BRADY has quarterbacked the Patriots to victories in 50 of his 66 regular-season starts during his career, compiling a .758 winning percentage and giving him the best record of any active quarterback in the NFL who has at least 20 starts under his belt. Including his 9-0 record in the playoffs, he is 59-16 (.787) as a starter.



## ACTIVE QUARTERBACKS WINNING PERCENTAGE

Minimum 20 Starts, Regular Season Only

| Quarterback, Team(s)           | W         | L         | T        | Pct.        |
|--------------------------------|-----------|-----------|----------|-------------|
| <b>Tom Brady, NE</b> .....     | <b>50</b> | <b>16</b> | <b>0</b> | <b>.758</b> |
| Donovan McNabb, PHI .....      | 59        | 24        | 0        | .711        |
| Marc Bulger, STL .....         | 28        | 12        | 0        | .700        |
| Michael Vick, ATL .....        | 26        | 13        | 1        | .663        |
| Brett Favre, GB .....          | 135       | 74        | 0        | .646        |
| Kurt Warner, STL/NYG/ARZ ..... | 40        | 22        | 0        | .645        |

## SECOND FASTEST TO 50

By virtue of the Patriots' 23-20 victory over Pittsburgh on Sept. 25, Tom Brady recorded his 50th career regular-season victory in his 65th career start, reaching the half-century mark in the second fewest games since the 1970 AFL-NFL merger. Only Oakland's Ken Stabler (62 starts) reached the milestone in fewer games than Brady. With the victory over the Steelers, Brady's regular-season record as a starter is now 50-15 (.769). Brady's regular-season winning percentage is tops among all signal callers who have started at least 40 games since the merger. Including his 9-0 mark in the playoffs, Brady's overall record stands at 59-15 (.797).

## FEWEST STARTS TO REACH 50 WINS (SINCE 1970)

| Player                 | Team      | Starts    |
|------------------------|-----------|-----------|
| Ken Stabler .....      | OAK       | 62        |
| <b>Tom Brady</b> ..... | <b>NE</b> | <b>65</b> |
| Danny White .....      | DAL       | 69        |
| Jim McMahon .....      | CHI       | 70        |
| Donovan McNabb .....   | PHI       | 71        |
| Dan Marino .....       | MIA       | 74        |

## COMEBACK KID

Tom Brady engineered his 17th career game-winning performance against Pittsburgh on Sept. 25, going 12-for-12 for 167 yards over the final 14:19 to rally the Patriots from a 13-10 deficit and claim a 23-20 victory on Adam Vinatieri's 43-yard field goal with one second left. The performance was the latest addition to a long list of late-game heroics for Brady, who has led two Super Bowl-winning drives and has also engineered late-game comebacks twice in the divisional playoffs.

## TOM BRADY'S GAME-WINNING PERFORMANCES

| Date     | Opp.   | Time Remaining |         | Passing Statistics <sup>^</sup> |     |     |    |     | Final    |
|----------|--------|----------------|---------|---------------------------------|-----|-----|----|-----|----------|
|          |        | Score          | in Reg. | Att                             | Cmp | Yds | TD | Int |          |
| 09/25/05 | at PIT | 10-13          | 14:19   | 12                              | 12  | 167 | 0  | 0   | 23-20    |
| 10/03/04 | at BUF | 17-17          | 15:00   | 4                               | 2   | 8   | 1  | 0   | 31-17    |
| 02/01/04 | CAR**  | 29-29          | 1:08    | 5                               | 4   | 47  | 0  | 0   | 32-29    |
| 01/10/04 | TEN*   | 14-14          | 15:00   | 11                              | 6   | 27  | 0  | 0   | 17-14    |
| 11/30/03 | at IND | 31-31          | 10:21   | 6                               | 3   | 31  | 1  | 0   | 38-34    |
| 11/23/03 | at HST | 13-20          | 3:11    | 14                              | 10  | 133 | 1  | 0   | 23-20 ot |
| 11/03/03 | at DEN | 23-26          | 2:51    | 4                               | 5   | 58  | 1  | 0   | 30-26    |
| 10/19/03 | at MIA | 13-13          | 15:00   | 10                              | 7   | 147 | 1  | 0   | 19-13 ot |
| 10/05/03 | TEN    | 24-27          | 4:40    | 1                               | 1   | 15  | 0  | 0   | 38-30    |
| 12/29/02 | MIA    | 13-24          | 4:59    | 13                              | 8   | 69  | 1  | 0   | 27-24 ot |
| 11/10/02 | at CHI | 19-30          | 5:16    | 14                              | 9   | 116 | 2  | 0   | 33-30    |
| 09/22/02 | KC     | 38-38          | 0:00    | 5                               | 4   | 46  | 0  | 0   | 41-38 ot |
| 02/03/02 | STL**  | 17-17          | 1:21    | 8                               | 5   | 53  | 0  | 0   | 20-17    |
| 01/19/02 | OAK*   | 3-13           | 15:00   | 27                              | 20  | 138 | 0  | 0   | 16-13 ot |
| 12/16/01 | at BUF | 6-9            | 5:57    | 13                              | 9   | 116 | 0  | 0   | 12-9 ot  |
| 12/02/01 | at NYJ | 14-16          | 15:00   | 7                               | 6   | 56  | 0  | 0   | 17-16    |
| 10/14/01 | SD     | 16-26          | 8:48    | 18                              | 13  | 130 | 1  | 0   | 29-26 ot |

<sup>^</sup>-Statistics are from the time noted until the end of the game

\* Divisional Playoffs

\*\* Super Bowl

## CAREER WINNING PERCENTAGE

TOM BRADY is the winningest quarterback in the Super Bowl Era (since 1966) among signal callers who have made at least 40 starts. He is one of just five quarterbacks in the Super Bowl Era to own a career winning percentage above 70 percent. Brady joins Roger Staubach, Joe Montana and Donovan McNabb. A list placing Brady's accomplishments in a historical perspective is below.

## WINNINGEST QUARTERBACKS OF THE SUPER BOWL ERA

Minimum 40 Starts

| Player           | Team      | Years             | W         | L         | Pct.        |
|------------------|-----------|-------------------|-----------|-----------|-------------|
| <b>Tom Brady</b> | <b>NE</b> | <b>2000-Pres.</b> | <b>50</b> | <b>16</b> | <b>.758</b> |
| Roger Staubach   | DAL       | 1969-79           | 85        | 29        | .746        |
| Joe Montana      | SF/KC     | 1979-94           | 117       | 47        | .713        |
| Donovan McNabb   | PHI       | 1999-Pres.        | 59        | 24        | .711        |

## BRADY PILES UP YARDS

Tom Brady had one of the most productive games of his career against Pittsburgh in Week Three, totaling 372 yards on 31-of-41 passing. The 372 yards marked the second-highest yardage total of his career and his highest yardage in a non-overtime game. Brady's 75.6 percent completion rate was the third highest of his career. The effort against Pittsburgh marked the 10th time in his regular-season career that Brady has exceeded 300 yards. He has also accomplished the feat twice in the playoffs.

## TOM BRADY'S TOP PASSING PERFORMANCES

(By Yardage)

| Yards            | Date            | Opp.          | W/L      | Score        |
|------------------|-----------------|---------------|----------|--------------|
| 410 .....        | 09/22/02        | vs. KC        | W        | 41-38 ot     |
| <b>372</b> ..... | <b>09/25/05</b> | <b>at PIT</b> | <b>W</b> | <b>23-20</b> |
| 364 .....        | 10/14/01        | vs. SD        | W        | 29-26 ot     |
| 354* .....       | 02/01/04        | vs. CAR       | W        | 32-29        |

\*-Super Bowl XXXVIII

(By Completion Percentage)

| Pct               | Cmp-Att      | Opp.          | Date            | W/L      | Score        |
|-------------------|--------------|---------------|-----------------|----------|--------------|
| .846 .....        | 22-26        | at BUF        | 11/03/02        | W        | 38-7         |
| .800 .....        | 16-20        | at IND        | 10/21/01        | W        | 38-17        |
| <b>.756</b> ..... | <b>31-41</b> | <b>at PIT</b> | <b>09/25/05</b> | <b>W</b> | <b>23-20</b> |
| .743 .....        | 26-35        | at IND        | 11/30/03        | W        | 38-34        |

## CLOSE CALLS

Tom Brady has compiled a sparkling 20-2 record as a starter in games where the final margin was less than a touchdown, including a 5-0 postseason record in such games. Brady and the Patriots have won one such game this season, taking a 23-20 victory in Pittsburgh on Sept. 25. Since Brady took over as the starting quarterback early in the 2001 season, the Patriots have lost just two games by less than a touchdown.

## TOM BRADY'S RECORD IN CLOSE GAMES

20-2 in games decided by six points or less

| Date     | Opp.             | Score    | Result | Margin |
|----------|------------------|----------|--------|--------|
| 09/25/05 | at PIT           | 23-20    | W      | +3     |
| 02/06/05 | PHI <sup>^</sup> | 24-21    | W      | +3     |
| 12/20/04 | at MIA           | 28-29    | L      | -1     |
| 10/24/04 | NYJ              | 13-7     | W      | +6     |
| 09/09/04 | IND              | 27-24    | W      | +3     |
| 02/01/04 | CAR <sup>^</sup> | 32-29    | W      | +3     |
| 01/10/04 | TEN*             | 17-14    | W      | +3     |
| 12/20/03 | at NYJ           | 21-16    | W      | +5     |
| 11/30/03 | at IND           | 38-34    | W      | +4     |
| 11/23/03 | at HST           | 23-20 ot | W      | +3     |
| 11/03/03 | at DEN           | 30-26    | W      | +4     |
| 10/26/03 | CLE              | 9-3      | W      | +6     |
| 10/19/03 | at MIA           | 19-13 ot | W      | +6     |
| 09/28/03 | at WAS           | 17-20    | L      | -3     |
| 12/29/02 | MIA              | 27-24 ot | W      | +3     |
| 11/10/02 | at CHI           | 33-30    | W      | +3     |
| 09/22/02 | KC               | 41-38 ot | W      | +3     |
| 02/03/02 | STL <sup>^</sup> | 20-17    | W      | +3     |
| 01/19/02 | OAK*             | 16-13 ot | W      | +3     |
| 12/16/01 | at BUF           | 12-9     | W      | +3     |
| 12/02/01 | at NYJ           | 17-16    | W      | +1     |
| 10/14/01 | SD               | 29-26 ot | W      | +3     |

<sup>^</sup>-Super Bowl

\*-Divisional Playoffs



THREE-TIME SUPER BOWL CHAMPIONS








# OFFENSE NEWS & NOTES

## PATRIOTS ALL-TIME LISTS

TROY BROWN is tied for second place in Patriots history with 490 career receptions. He ranks third in franchise history with 5,722 career receiving yards. Brown needs just one more catch to pass Ben Coates and take sole possession of second place on the all-time receptions list. He needs five more receiving yards to pass Irving Fryar and move into second place on the Patriots' all-time receiving yardage list. This season, Brown has caught 15 passes for 206 yards, increasing his production from a year ago, when he totaled 17 receptions for 184 yards on the season.



### PATRIOTS ALL-TIME RECEIVING LEADERS (BY CATCHES)

| Rk | Player, Pos.               | No         | Yds          | Avg.        | Lg         | TD        |
|----|----------------------------|------------|--------------|-------------|------------|-----------|
| 1  | Stanley Morgan, WR.....    | 534        | 10,352       | 19.4        | 76t        | 67        |
| 2  | <b>Troy Brown, WR.....</b> | <b>490</b> | <b>5,722</b> | <b>11.7</b> | <b>82t</b> | <b>25</b> |
|    | Ben Coates, TE.....        | 490        | 5,471        | 11.2        | 84t        | 50        |
| 4  | Irving Fryar, WR.....      | 363        | 5,726        | 15.8        | 80t        | 38        |

### PATRIOTS ALL-TIME RECEIVING LEADERS (BY YARDS)

| Rk | Name                       | No         | Yds          | Avg         | Lg         | TD        |
|----|----------------------------|------------|--------------|-------------|------------|-----------|
| 1  | Stanley Morgan.....        | 534        | 10,352       | 19.4        | 76t        | 67        |
| 2  | Irving Fryar.....          | 363        | 5,726        | 15.8        | 80t        | 38        |
| 3  | <b>Troy Brown, WR.....</b> | <b>490</b> | <b>5,722</b> | <b>11.7</b> | <b>82t</b> | <b>25</b> |
| 4  | Ben Coates.....            | 490        | 5,471        | 11.2        | 84t        | 50        |
| 5  | Jim Colclough.....         | 283        | 5,001        | 17.7        | 78t        | 39        |

## MOVING ON UP

COREY DILLON needs 81 yards to reach the 10,000-yard mark for his career. Dillon would become the 18th player in NFL history to achieve the feat. In his first eight NFL seasons, Dillon averaged 1,212 yards per season, a mark that ranks sixth in NFL history. The five players with a better seasonal average than Dillon are all current or future Hall of Famers: Barry Sanders (1,527), Jim Brown (1,368), Curtis Martin (1,337), Walter Payton (1,287) and Emmitt Smith (1,224).



### NFL'S ALL-TIME LEADING RUSHERS (By Yards)

| Rk  | Player              | Years        | Gms        | Att.         | Yards        | TD        |
|-----|---------------------|--------------|------------|--------------|--------------|-----------|
| --- | Emmitt Smith        | 1990-2004    | 226        | 4,409        | 18,355       | 164       |
| 14  | O.J. Simpson        | 1969-1979    | 135        | 2,404        | 11,236       | 61        |
| 15  | Ricky Watters       | 1992-2001    | 144        | 2,622        | 10,643       | 78        |
| 16  | Eddie George        | 1996-2004    | 141        | 2,865        | 10,441       | 68        |
| 17  | Ottis Anderson      | 1979-1992    | 182        | 2,562        | 10,273       | 81        |
| 18  | <b>Corey Dillon</b> | <b>1997-</b> | <b>126</b> | <b>2,283</b> | <b>9,919</b> | <b>62</b> |
| 19  | Earl Campbell       | 1978-1985    | 115        | 2,187        | 9,407        | 74        |

## CATCHIN' KEVIN


KEVIN FAULK ranks second in receptions among Patriots running backs, passing Sam Cunningham with his first reception of the game against Pittsburgh on Sept. 25. Faulk, who was drafted by the Patriots in the second round out of LSU in 1999, has 217 career receptions and trails only Tony Collins' team-record 261 receptions from the running back position. Faulk's reception total ranks 10th among all Patriots receivers.

### RECEPTIONS BY PATRIOTS RUNNING BACKS

| Player                     | Years              | Rec.       |
|----------------------------|--------------------|------------|
| 1. Tony Collins.....       | 1981-87.....       | 261        |
| 2. <b>Kevin Faulk.....</b> | <b>1999-</b> ..... | <b>217</b> |
| 3. Sam Cunningham.....     | 1973-79,81-82..... | 210        |
| 4. Larry Garron.....       | 1960-68.....       | 185        |

## TAKING AIM

ADAM VINATIERI is the most accurate kicker in franchise history and ranks sixth among the most accurate kickers in NFL history. He has recorded an 81.9 percent conversion rate (249/304) over his nine-year career. He was 31-for-33 in 2004, setting a career high for accuracy with a 93.9 percent success rate. He has connected on 96 of his last 112 regular-season kicks, good for an 85.7 percent clip. He is 6-for-8 in 2005.



### NFL ALL-TIME MOST ACCURATE KICKERS

(Minimum 100 FGM)

|    | TEAM                  | PCT.            | FGM/FGA             |
|----|-----------------------|-----------------|---------------------|
| 1. | Mike Vanderjagt       | Colts           | 87.3 199/228        |
| 2. | Phil Dawson           | Browns          | 82.6 114/138        |
| 3. | Matt Stover           | Ravens          | 82.3 353/429        |
|    | Ryan Longwell         | Packers         | 82.3 209/254        |
| 5. | David Akers           | Eagles          | 82.0 141/172        |
| 6. | <b>Adam Vinatieri</b> | <b>Patriots</b> | <b>81.9 249/304</b> |
| 7. | Olindo Mare           | Dolphins        | 81.8 198/242        |
| 8. | Jeff Wilkins          | Rams            | 81.6 231/283        |

## SCORING MACHINE

Adam Vinatieri is the second leading scorer in Patriots history, totaling 1,085 points in his nine-plus seasons with the club. He is 45 points behind Gino Cappelletti, the franchise's all-time leading scorer. Vinatieri made the team as a rookie free agent in 1996 and has scored 100 points or more in each of his first nine seasons, joining Jason Elam of the Denver Broncos as the only two kickers in NFL history to accomplish the feat. Vinatieri has kicked the most field goals in Patriots history, having tallied 249 successful boots in a Patriots uniform.

### LEADING SCORERS IN PATRIOTS HISTORY

| # | SCORING               | TD       | PAT/PATA        | 2-Pt     | FG /FGA         | PTS          |
|---|-----------------------|----------|-----------------|----------|-----------------|--------------|
| 1 | Gino Cappelletti      | 42       | 346/ 358        | 2        | 176/ 334        | 1,130        |
| 2 | <b>Adam Vinatieri</b> | <b>0</b> | <b>336/ 343</b> | <b>1</b> | <b>249/ 304</b> | <b>1,085</b> |
| 3 | John Smith            | 0        | 308/ 323        | 0        | 128/ 191        | 692          |

## AUTOMATIC ADAM

Adam Vinatieri nailed his 18th career game-winning field goal against Pittsburgh on Sept. 25, nailing a 43-yard boot with one second left in the game to give the Patriots a 23-20 victory over the Steelers. It was his first game-winning kick since hitting a 41-yarder to win Super Bowl XXXVIII on Feb. 1, 2004. Vinatieri is the only kicker in NFL history to kick a game-winning field goal in the final minute of the Super Bowl and has accomplished the feat twice, including his 48-yarder to win Super Bowl XXXVI. Out of the Patriots' six playoff wins since 2001, four were decided on game-winning boots by Vinatieri. His game-winners are listed below:

### ADAM VINATIERI'S GAME-WINNING FIELD GOALS

| Date     | Opponent       | Yds | Time       | Final Score |
|----------|----------------|-----|------------|-------------|
| 09/25/05 | at Pittsburgh  | 43  | 0:01       | 23-20       |
| 02/01/04 | Carolina*      | 41  | 0:04       | 32-29       |
| 01/10/04 | Tennessee*     | 46  | 4:06       | 17-14       |
| 11/23/03 | at Houston     | 28  | 0:41 (OT)  | 23-20       |
| 12/29/02 | Miami          | 35  | 12:57 (OT) | 27-24       |
| 09/22/02 | Kansas City    | 35  | 10:20 (OT) | 41-38       |
| 02/03/02 | St. Louis*     | 48  | 0:00       | 20-17       |
| 01/19/02 | Oakland*       | 23  | 6:31 (OT)  | 16-13       |
| 12/16/01 | at Buffalo     | 23  | 9:15 (OT)  | 12-9        |
| 10/14/01 | San Diego      | 44  | 10:55 (OT) | 29-26       |
| 12/17/00 | at Buffalo     | 24  | 0:19 (OT)  | 13-10       |
| 11/19/00 | Cincinnati     | 22  | 0:03       | 16-13       |
| 09/19/99 | Indianapolis   | 26  | 0:35       | 31-28       |
| 09/12/99 | at N.Y. Jets   | 23  | 0:03       | 30-28       |
| 12/20/98 | San Francisco  | 35  | 0:03       | 24-21       |
| 10/04/98 | at New Orleans | 27  | 0:03       | 30-27       |
| 09/14/97 | N.Y. Jets      | 34  | 6:57 (OT)  | 27-24       |
| 09/22/96 | Jacksonville   | 40  | 12:24 (OT) | 28-25       |

\*-Playoffs



THREE-TIME SUPER BOWL CHAMPIONS







# DEFENSE NEWS & NOTES

## WILLIE MAC ATTACK

WILLIE MCGINEST ranks third on the Patriots' all-time sacks list with 74.0 career sacks. He overtook Tony McGee for third place on the team's sacks list on Sept. 25, 2005 when he recorded two sacks against the Steelers in Pittsburgh. He is the Patriots' career postseason sack leader and ranks third all-time in NFL postseason history with 11.5 career postseason sacks, trailing only Bruce Smith (14.5) and Reggie White (12.0). McGinest has started 28 consecutive games for the Patriots at outside linebacker, remaining a constant veteran presence in a defense that has been forced to adjust to numerous changes. His consecutive starts streak is the longest current streak on the Patriots defense.



## PATRIOTS ALL-TIME SACK LEADERS

- |   |                                   |
|---|-----------------------------------|
| 1. Andre Tippett, 1982-93. 100.0        | 4. Tony McGee, 1974-81 .....72.5  |
| 2. Julius Adams, 1971-87....79.5        | 5. Ray Hamilton, 1973-81.....54.0 |
| 3. <b>Willie McGinest</b> , 1994-. 74.0 | 6. Chris Slade, 1993-00 .....51.0 |

## BIG-TIME BACKERS


Patriots linebackers take up four of the top eight spots on the NFL's career sacks list among active linebackers. Chad Brown, a free agent signing by the Patriots prior to the 2005 season, leads all active linebackers with 78.0 career sacks. He is trailed closely by teammate Willie McGinest, whose 74.0 career sacks have all come as a Patriot. Additionally, Rosevelt Colvin (33.5 sacks) and Mike Vrabel (30.5 sacks) rank seventh and eighth, respectively, among all active linebackers.

## ACTIVE LINEBACKERS SACKS LIST

| Rk | Player                 | Team(s)           | First Season | Sacks       |
|----|------------------------|-------------------|--------------|-------------|
| 1  | <b>Chad Brown</b>      | <b>PIT/SEA/NE</b> | <b>1993</b>  | <b>78.0</b> |
| 2  | <b>Willie McGinest</b> | <b>NE</b>         | <b>1994</b>  | <b>74.0</b> |
| 3  | Peter Boulware         | BAL               | 1997         | 68.5        |
| 4  | Junior Seau            | SD/MIA            | 1990         | 52.0        |
| 5  | Joey Porter            | PIT               | 1999         | 44.5        |
| 6  | Kenard Lang            | CLV               | 1997         | 42.0        |
| 7  | <b>Rosevelt Colvin</b> | <b>CHI/NE</b>     | <b>1999</b>  | <b>33.5</b> |
| 8  | <b>Mike Vrabel</b>     | <b>PIT/NE</b>     | <b>1997</b>  | <b>30.5</b> |
| 9  | Brian Urlacher         | CHI               | 2000         | 29.5        |

## ABLE VRABEL

In proving to be one of the NFL's most versatile players, linebacker MIKE VRABEL has made important contributions for the Patriots on offense and defense. He scored his sixth career touchdown – but his first on defense – on a 24-yard interception return against Carolina in Week Two. As a situational tight end in short-yardage situations, he caught two touchdown passes in the 2004 regular season and another in Super Bowl XXXIX. Including his 1-yard touchdown catch in Super Bowl XXXVIII, Vrabel has scored on all five of his NFL receptions, two of which came in Super Bowls. Vrabel's other touchdowns in 2004 came on a 2-yard catch at St. Louis on Nov. 7, 2004, a 1-yard score against San Francisco on Jan. 2, 2005. He also scored on a 1-yard grab at San Diego on Sept. 29, 2002. At his regular position of linebacker, he ranked second on the team in 2004 with 5.5 sacks and finished fourth on the team with 76 tackles (59 solo). In addition to Vrabel's contributions on offense and defense, he also notched five special teams tackles in 2004.



## RICHARD SEYMOUR: "BIG SEY"

Defensive lineman RICHARD SEYMOUR was named to his third consecutive Pro Bowl in 2004 and was voted a defensive captain by his teammates. He leads the Patriots with 36 tackles this season and recorded his first career multiple-sack game against Pittsburgh on Sept. 25. Last season, his 67 tackles and 5.0 sacks were tops among Patriots defensive linemen. He has recorded 229 tackles since 2002, leading all Patriots defensive linemen over that span.



## DEFENSIVE DOMINANCE

Coach Belichick's teams have always been renowned for having some of the stingiest defenses in the NFL. Since he first took on defensive coordinator responsibilities 20 seasons ago, Belichick's defenses have averaged fewer than 20 points per game 17 times. In 2004, the Patriots defense was tied for second in the NFL in allowing 16.25 points per game, a number that ranks third in franchise history. That dominating performance came on the heels of a 2003 season in which the Patriots defense set a franchise record and led the NFL by allowing 14.9 points per game. When looking at the best defensive performances in the 45-year history of the Patriots franchise, Belichick's teams from 2001, 2003 and 2004 are all ranked among the top five strongest seasons. In fact, since the NFL adopted the 16-game schedule in 1978, the years 2001, 2003 and 2004 mark the Patriots' top three stingiest defensive performances.

## FEWEST POINTS ALLOWED IN PATRIOTS HISTORY

| Year              | PPG               | Total Points     | Rec.              | Head Coach            |
|-------------------|-------------------|------------------|-------------------|-----------------------|
| <b>2003</b> ..... | <b>14.9</b> ..... | <b>238</b> ..... | <b>14-2</b> ..... | <b>Bill Belichick</b> |
| 1977.....         | 15.5.....         | 217*             | 9-5.....          | Chuck Fairbanks       |
| <b>2004</b> ..... | <b>16.3</b> ..... | <b>260</b> ..... | <b>14-2</b> ..... | <b>Bill Belichick</b> |
| 1976.....         | 16.9.....         | 236*             | 11-3.....         | Chuck Fairbanks       |
| <b>2001</b> ..... | <b>17.0</b> ..... | <b>272</b> ..... | <b>11-5</b> ..... | <b>Bill Belichick</b> |
| 1999.....         | 17.8.....         | 284.....         | 8-8.....          | Pete Carroll          |
| 1988.....         | 17.8.....         | 284.....         | 9-7.....          | Raymond Berry         |

\* 14-game season

## FANTASTIC FINISHES

One of the oldest mantras in sports is that it doesn't matter where you start a season, but it does matter where you finish it. The Patriots have done a remarkable job of finishing strong over the past two-plus seasons, as they have compiled a 39-5 (.886) record after November 1 since the 2001 season.

## PATRIOTS BEFORE AND AFTER NOV. 1, SINCE 2001

| Season        | Pre-11/1     | Post-11/1   | Totals       |
|---------------|--------------|-------------|--------------|
| 2001.....     | 3-4.....     | 11-1*       | 14-5*        |
| 2002.....     | 3-4.....     | 6-3.....    | 9-7          |
| 2003.....     | 6-2.....     | 11-0*       | 17-2*        |
| 2004.....     | 6-1.....     | 11-1*       | 17-2*        |
| 2005.....     | 2-2.....     | ??-??       | 2-2          |
| <b>Totals</b> | <b>20-12</b> | <b>39-5</b> | <b>59-18</b> |

\*-Includes Playoffs

## NFL'S BEST RECORDS AFTER NOV. 1, SINCE 2001

| Team                     | W               | L              | T              | Pct.        |
|--------------------------|-----------------|----------------|----------------|-------------|
| <b>New England</b> ..... | <b>36</b> ..... | <b>5</b> ..... | <b>0</b> ..... | <b>.878</b> |
| Philadelphia.....        | 33.....         | 11.....        | 0.....         | .750        |
| Pittsburgh.....          | 29.....         | 11.....        | 1.....         | .720        |
| Green Bay.....           | 29.....         | 12.....        | 0.....         | .707        |
| St. Louis.....           | 26.....         | 15.....        | 0.....         | .634        |
| Tennessee.....           | 23.....         | 16.....        | 0.....         | .590        |



THREE-TIME SUPER BOWL CHAMPIONS



# Gillette STADIUM™

## HOME OF THE THREE-TIME SUPER BOWL CHAMPIONS

Overall record at Gillette Stadium: 25-4



The Patriots and their fans at Gillette Stadium have established one of the biggest home-field advantages in the country. Since its Grand Opening on Sept. 9, 2002, the Patriots have compiled a 25-4 record at their privately financed, state-of-the-art stadium. Patriots fans have embraced the team's new home with unprecedented fervor, using the most fan-friendly venue in the region to express their passion for the Patriots and spur the team on to unparalleled success. In the three-plus seasons that New England has called Gillette Stadium home, the Patriots have won two AFC East titles, hosted the second AFC Championship Game in franchise history and are 3-0 in home playoff games.

### HOME SWEET HOME

The Patriots have recorded a 25-4 (.862) all-time record at Gillette Stadium, including regular-season and postseason games. New England has won 21 of its last 22 regular-season and postseason contests at home, with a 41-17 loss to San Diego on Oct. 2 breaking a team-record 21-game winning streak.

### HOME WINNING STREAK: 21 GAMES

The Patriots set a team record with 21 consecutive home victories from Dec. 29, 2002 to Sept. 8, 2005. New England did not lose at home in more than two full calendar years until the San Diego Chargers snapped the streak on Oct. 2, 2005. Below is a breakdown of the Patriots' streak.

| Date           | Opponent      | W/L | Score | Attend | Temp |
|----------------|---------------|-----|-------|--------|------|
| Dec. 29, 2002  | Miami         | W   | 27-24 | 68,436 | 40   |
| Sept. 21, 2003 | N.Y. Jets     | W   | 23-16 | 68,436 | 71   |
| Oct. 5, 2003   | Tennessee     | W   | 38-30 | 68,436 | 53   |
| Oct. 12, 2003  | N.Y. Giants   | W   | 17-6  | 68,436 | 55   |
| Oct. 26, 2003  | Cleveland     | W   | 9-3   | 68,436 | 62   |
| Nov. 16, 2003  | Dallas        | W   | 12-0  | 68,436 | 33   |
| Dec. 7, 2003   | Miami         | W   | 12-0  | 68,436 | 28   |
| Dec. 14, 2003  | Jacksonville  | W   | 27-13 | 68,436 | 25   |
| Dec. 27, 2003  | Buffalo       | W   | 31-0  | 68,436 | 42   |
| Jan. 10, 2004* | Tennessee     | W   | 17-14 | 68,436 | 4    |
| Jan. 18, 2004* | Indianapolis  | W   | 24-14 | 68,436 | 32   |
| Sept. 9, 2004  | Indianapolis  | W   | 27-24 | 68,756 | 73   |
| Oct. 10, 2004  | Miami         | W   | 24-10 | 68,756 | 64   |
| Oct. 17, 2004  | Seattle       | W   | 30-20 | 68,756 | 50   |
| Oct. 24, 2004  | N.Y. Jets     | W   | 13-7  | 68,756 | 46   |
| Nov. 14, 2004  | Buffalo       | W   | 29-6  | 68,756 | 40   |
| Nov. 28, 2004  | Baltimore     | W   | 24-3  | 68,756 | 52   |
| Dec. 12, 2004  | Cincinnati    | W   | 35-28 | 68,756 | 39   |
| Jan. 2, 2005   | San Francisco | W   | 21-7  | 68,756 | 32   |
| Jan. 16, 2005* | Indianapolis  | W   | 20-3  | 68,756 | 25   |
| Sept. 8, 2005  | Oakland       | W   | 30-20 | 68,756 | 74   |

\*-Playoffs

### HOME WINNING STREAK BY THE NUMBERS

**1,440,000**

The approximate number of fans who came through the Gillette Stadium turnstiles during the streak.

**1,000**

The approximate number of days that elapsed between home losses.

**44.8**

The average temperature, in degrees Fahrenheit, at kickoff during the Patriots' 21-game home winning streak.

**27**

The NFL record for consecutive regular-season home victories, set by the Miami Dolphins from 1971-74.

**14**

The number of different teams the Patriots defeated at Gillette Stadium during the streak (Indianapolis and Miami three times; Buffalo, N.Y. Jets and Tennessee two times each).

**11.8**

The average number of points per game the Patriots allowed their opponents to score during the 21-game home winning streak.

**11.5**

The Patriots' average margin of victory during the streak, outscoring their opponents by an aggregate total of 490-248.

**10**

The number of times the Patriots held their opponents to a single touchdown or less during the streak.

**13**

The number of victories that came by 10 points or more during the home winning streak.

**7**

The number of victories that came by seven points or fewer during the home winning streak.

**3**

The number of victories that came by just three points during the home winning streak.



THREE-TIME SUPER BOWL CHAMPIONS





# WEEK 3: PATRIOTS 23, STEELERS 20

## PATRIOTS 23, STEELERS 20

September 25, 2005 ★ Heinz Field (Att: 64,868)

|                             | 1  | 2 | 3 | 4  | Final |
|-----------------------------|----|---|---|----|-------|
| <b>New England Patriots</b> | 7  | 0 | 3 | 13 | — 23  |
| <b>Pittsburgh Steelers</b>  | 10 | 0 | 3 | 7  | — 20  |

The Patriots improved to 2-1 on the season with a dramatic victory over the Pittsburgh Steelers at Heinz Field in a rematch of the 2004 AFC Championship Game. A game-winning 43-yard field goal by Adam Vinatieri with one second left provided the difference in the game after Pittsburgh had tied the score at 20 with just 1:21 remaining in the contest. The Patriots had trailed 13-7 late in the third quarter, but rallied to take a 20-13 lead with 3:19 left.

New England's scoring came courtesy of two touchdown runs by Corey Dillon and three field goals from Vinatieri, including the game-winner. Other offensive stars for the Patriots included Tom Brady, who threw for 372 yards and completed 75.6 percent of his passes (31-of-41), and David Givens, who set career highs in both receptions (9) and receiving yards (130).

On defense, the Patriots held Pittsburgh's Ben Roethlisberger to just a 42.9 percent completion rate (12-for-28) after he entered the contest having completed 71.9 percent of his throws (23-of-32). New England also held the Steelers to just 23 percent on third down conversions (3-for-13). The Patriots outgained Pittsburgh in total net yards, 425-269, and also sacked Roethlisberger four times, two by Richard Seymour.

The game began with some quick scoring, as the Patriots took a 7-0 lead on a 4-yard touchdown run by Dillon on their first drive. But Pittsburgh tied the game with an 85-yard scoring pass from Roethlisberger to Hines Ward on the very next play from scrimmage. The Steelers added a field goal later in the first quarter to cap the first-half scoring and take a 13-10 lead into halftime before the Patriots produced their late-game heroics.

### BRADY PILES UP YARDS

Tom Brady improved to 20-2 in games decided by three points or fewer, as he totaled 372 yards on 31-of-41 passing. The 372 yards marked the second-highest yardage total of his career and his highest yardage in a non-overtime game. Brady's 75.6 percent completion rate was the third highest of his career. The Patriots signal caller exceeded the 300-yard mark for the second time in three games this season, having also accomplished the feat against Oakland in the season opener (306 yards). The effort against Pittsburgh marked the 10th time in his regular-season career that Brady exceeded 300 yards. He has also accomplished the feat twice in the playoffs.

### THE DWIGHT STUFF

Tim Dwight's 28-yard punt return in the final minute of the third quarter set up a 48-yard field goal by Adam Vinatieri that pulled the Patriots to within three points, 13-10. It was the longest punt return by a Patriot since the 2002 season, when Deion Branch rattled off a 40-yard return against the Denver Broncos on Oct. 27, 2002. The return was Dwight's second of 20-plus yards this season. He had a 27-yard return in the season opener against Oakland on Sept. 8.

### CATCHIN' KEVIN

Kevin Faulk's first reception of the game, an 8-yard grab near the end of the first quarter, was the 211th reception of his career, moving him into second place all-time among Patriots running backs. Faulk, who was drafted by the Patriots in the second round out of LSU in 1999, trails only Tony Collins' team-record 261 receptions from the running back position. With his first catch against the Steelers, Faulk passed Sam Cunningham, whose 210 receptions now rank third all-time among Patriots running backs. Faulk also moved into 10th place among all Patriots receivers.

## COMEBACK KID

Tom Brady engineered his 17th career game-winning performance, going 12-for-12 passing for 167 yards over the final 14:19 to rally the Patriots from a 13-10 deficit and claim a 23-20 victory on Adam Vinatieri's 43-yard field goal with one second left. With Pittsburgh in the lead in the fourth quarter, Brady completed all five of his passes for 76 yards, leading a 7-play, 86-yard drive that ended in a 7-yard touchdown run by Corey Dillon that made the score 17-13. After a Steelers punt, Brady completed four more passes for 54 yards as part of a 7-play, 59-yard drive that ended in a 35-yard field goal and a 20-13 lead. Pittsburgh tied the game at 20 on the ensuing possession, but Brady went to work again, completing all three of his passes for 37 more yards, leading the Patriots into range for Vinatieri to convert the game winner.

## AUTOMATIC ADAM

Adam Vinatieri nailed his 18th career game-winning field goal, a 43-yard boot with one second left in the game to give the Patriots a 23-20 victory over the Steelers. It was his first game-winning kick since hitting a 41-yarder to win Super Bowl XXXVIII on Feb. 1, 2004.

## BIG MAC ATTACK

Willie McGinest dropped Ben Roethlisberger for a 9-yard sack in the fourth quarter, moving into third place on the Patriots' all-time sacks list with his 73rd career sack. The sack moved McGinest past Tony McGee, who recorded 72.5 sacks for New England from 1974-81. McGinest, the fourth overall selection in the 1994 NFL Draft, now trails only Andre Tippett (100.0 career sacks) and Julius Adams (79.5 sacks) in the Patriots record books.

## GIVENS SETS CAREER HIGHS

David Givens caught nine passes for 130 yards, setting career highs in both receptions and receiving yards. The bulk of his work came in the second half, as he caught seven passes for 111 yards in the half, including five catches for 82 yards in the fourth quarter. His previous single-game career highs were eight catches (10/31/04 at Pittsburgh) and 120 yards (09/19/04 at Arizona). Givens has now exceeded 100 receiving yards five times in his 4-year career. He is the first Patriot to gain 100 receiving yards in 2005.

## COREY SCORES

Corey Dillon scored two rushing touchdowns, marking his second multiple-score game of the season and the 13th time in his career he has recorded two or more rushing touchdowns. Dillon's 4-yard touchdown run on New England's first offensive possession gave the Patriots a 7-0 lead, and his 7-yard scoring run in the fourth quarter gave New England a 17-13 advantage. The touchdowns give Dillon a team-high four on the season, 16 as a Patriot and 61 for his career. Dillon now ranks 10th on the Patriots' all-time list, moving past Carl Garrett and Babe Parilli (15 each).

## TWO SACKS BY "BIG SEY"

Richard Seymour had two sacks of Ben Roethlisberger, recording his first two sacks of the season and giving him 23.5 sacks for his career. Seymour's first sack of the day, in the second quarter, was for a 9-yard loss. His second sack was for an 8-yard loss and backed the Steelers up to their own 2-yard line.



THREE-TIME SUPER BOWL CHAMPIONS







# WEEK 2: PANTHERS 27, PATRIOTS 17

## PANTHERS 27, PATRIOTS 17

September 18, 2005 ★ Bank of America Stadium (Att: 73,528)

|                      | 1 | 2  | 3  | 4 | Final |
|----------------------|---|----|----|---|-------|
| New England Patriots | 7 | 0  | 10 | 0 | — 17  |
| Carolina Panthers    | 7 | 10 | 3  | 7 | — 27  |

The Patriots dropped their first game of the 2005 campaign, falling to the Panthers in Charlotte, 27-17. New England lost for just the third time in 36 games and fell to an NFC team for the first time since losing to Washington on Sept. 28, 2003.

The New England defense played solidly against the Panthers' passing attack, holding Carolina signal caller Jake Delhomme to just a 42.3 percent completion rate (11-26) and 154 yards with an interception. But Panthers running back Stephen Davis scored three touchdowns and Carolina forced two costly Patriots turnovers to provide the difference in the game.

The Patriots got on the board first, taking a 7-0 lead on a 1-yard touchdown pass from Tom Brady to Daniel Graham. The play was set up by a 71-yard catch-and-run play by Troy Brown, the longest Patriots reception in nearly two seasons. The New England lead was short-lived, however, as the Panthers offense came out firing on the ensuing drive. Delhomme completed back-to-back passes of 23 and 41 yards to set up the first of Davis' three 1-yard touchdown runs, tying the score at seven with 1:20 left in the first quarter.

In the second stanza, the Patriots appeared poised to counterpunch as Brady led a drive that reached the Panthers' 23-yard line. But following a 10-yard holding penalty, Brady was picked off by Panthers linebacker Will Witherspoon to end the scoring threat. Carolina took advantage, seizing the lead on the ensuing possession as a 51-yard field goal by John Kasay put the Panthers ahead, 10-7. With the momentum now on Carolina's side, the Panthers stopped the Patriots' next offensive possession, setting up a Patriots punt that was returned by Chris Gamble for a 76-yard gain that gave Carolina possession on the New England 13-yard line. Four plays later, Davis' second 1-yard scoring scamper gave the Panthers a 17-7 lead that they took into halftime.

Carolina got the ball to begin the second half and used another long Kasay field goal (52 yards) to take a 20-7 lead. The Patriots then set into motion a sequence of events that got them back into the game, as a 45-yard field goal by Adam Vinatieri made the score 20-10, and a 24-yard interception return for a touchdown by Mike Vrabel cut the gap to 20-17 with 6:08 left in the third quarter. New England stopped the Panthers' next offensive bid to get the ball back with a chance to tie or take the lead, but the Panthers' Mike Rucker sacked Brady and caused a fumble that was recovered by Julius Peppers at the Patriots' 12-yard line. Five plays later, Davis plunged into the end zone for a third time to make the score 27-17 with 14 seconds elapsed in the final quarter.

Neither team could move the ball into its opponent's territory for much of the final quarter until the Patriots broke onto Carolina's side of the field with around three minutes to play, trailing by 10 points. New England made it as far as the Carolina 32-yard line, but a fumble by Benjamin Watson with 2:17 left in the game was recovered by the Panthers' Dan Morgan. Carolina was able to keep the ball and run out the clock to score the victory.

## 100 TOUCHDOWNS FOR BRADY

Tom Brady threw the 100th touchdown pass of his regular-season career in the first quarter when he hooked up with Daniel Graham on a 1-yard scoring toss. Brady is the fourth quarterback in Patriots history to achieve the feat, joining Steve Grogan (182), Drew Bledsoe (166) and Vito "Babe" Parilli (132). Brady achieved the milestone in his 64th career regular-season start.

## ABLE VRABEL

Mike Vrabel returned an interception 24 yards for a touchdown in the third quarter, recording the first defensive touchdown of his career. On offense, Vrabel has scored five career receiving touchdowns (3 in the regular season, 2 in the playoffs) on five career receptions while lining up as a tight end in goal-line situations. The play marked the first time the Patriots have recorded an interception return for a touchdown since Asante Samuel recorded a 34-yard scoring return against Cincinnati on Dec. 12, 2004 at Gillette Stadium. In 2004, the Patriots scored four defensive touchdowns (3 fumble returns, 1 interception return), and in 2003, New England led the NFL with six defensive touchdowns. The Patriots have now scored 11 defensive touchdowns in their last 32 regular season games, dating back to week three of the 2003 season. The Patriots fell to 16-3 in their last 19 games when scoring on defense, dating back to 1999.

## LONG BALL

Troy Brown hauled in a 71-yard pass from Tom Brady in the first quarter, setting up the Patriots' first touchdown on the next play. For Brown, the catch was the second longest reception of his 13-year career, and it was the longest reception by a Patriot since Brown hauled in an 82-yard touchdown in overtime to best the Miami Dolphins on Oct. 19, 2003. It was the longest non-scoring catch of Brown's career and the third longest completion of Brady's career. Brown is the third leading receiver in Patriots history and needs seven catches to pass Ben Coates for second place on the all-time receptions list and 73 yards to pass Irving Fryar for second place on the all-time receiving yardage list.

## TRAILING AT HALFTIME

The Patriots trailed at halftime, marking the first time they faced a halftime deficit since Oct. 31, 2004, when they trailed the Pittsburgh Steelers 24-10. New England had either led or was tied at the half in 13 consecutive games (10 regular season and three playoff contests). In 2004, the Patriots trailed at the half just twice, in the Pittsburgh game and in the season opener against Indianapolis (trailed 17-14 in a game eventually won).

## RARE PICK

Tom Brady threw a second quarter interception to Will Witherspoon that ended a streak of 157 consecutive passes without an interception, including last year's playoffs. Brady did not throw a pick in the 2004 playoffs (81 postseason attempts), and did not throw an interception in last week's season opener against Oakland. Prior to the Panthers game, the last time Brady was picked off was in the first quarter of the 2004 regular-season finale against the San Francisco 49ers on Jan. 2, 2005.

## SECOND QUARTER STREAK OVER

The Patriots did not score in the second quarter, ending a streak of 25 consecutive games in which they had put points on the board in the second quarter (including six playoff games). The last time New England was blanked in the second quarter was on Dec. 7, 2003 at Gillette Stadium against the Miami Dolphins. The Patriots scored in the second quarter in every game of the 2004 regular season and also in every game in the 2003 and 2004 playoffs.

## GOLDEN GRAHAM

Daniel Graham hauled in his first touchdown reception of the season on a 1-yard grab from Tom Brady in the first quarter. The touchdown was the 13th of Graham's career. The 2002 first-round draft choice ranks fourth on the team in terms of career touchdowns in a Patriots uniform, trailing only Troy Brown (28), Kevin Faulk (19) and Corey Dillon (15). In 2004, Graham tied for the team lead with seven receiving touchdowns.



THREE-TIME SUPER BOWL CHAMPIONS





# WEEK 1: PATRIOTS 30, RAIDERS 20

## PATRIOTS 30, RAIDERS 20

September 8, 2005 ★ Gillette Stadium (Att: 68,756)

|                             | 1  | 2 | 3 | 4 | Final |
|-----------------------------|----|---|---|---|-------|
| <b>Oakland Raiders</b>      | 7  | 7 | 0 | 6 | — 20  |
| <b>New England Patriots</b> | 10 | 7 | 6 | 7 | — 30  |

The Patriots began the 2005 season with a steady 30-20 victory over the Oakland Raiders in a nationally-televised Thursday night matchup at Gillette Stadium. The win was the New England's 21st consecutive home triumph. The Patriots unveiled their Super Bowl XXXIX championship banner as part of a star-studded pregame show before getting to work.

A pair of former Super Bowl MVPs came up big for the Patriots on offense, as Tom Brady topped 300 yards for the ninth time in his regular-season career and Deion Branch led New England with seven catches for 99 yards. Branch and newcomer Tim Dwight each grabbed first-half touchdown passes and running back Corey Dillon ran into the end zone twice in the second half for his 12th career multiple rushing touchdown game.

On defense, the Patriots' biggest play of the night came in the third quarter with New England clinging to a 17-14 lead. On the play, Jarvis Green sacked Oakland's Kerry Collins for a 13-yard loss, causing Collins to fumble on the play. The ball shot into the air and nose tackle Vince Wilfork grabbed it to give the Patriots possession on the Oakland 20-yard line. Three plays later, Dillon charged for an 8-yard touchdown, giving the Patriots a solid 23-14 lead.

## 100th WIN FOR BELICHICK

The victory over the Raiders marked the 100th overall victory as a head coach for Bill Belichick. The Patriots head coach is now 90-71 in the regular season and 10-1 in the playoffs for an overall mark of 100-72 in his career. Belichick is 63-27 overall as head coach of the Patriots. Belichick joins eight other active coaches in the 100-win club (Marty Schottenheimer, Bill Parcells, Joe Gibbs, Bill Cowher, Mike Holmgren, Mike Shanahan, Dick Vermeil and Dennis Green) and is the 33rd head coach in NFL history to record 100 overall wins. Belichick and Parcells are the only coaches to have earned their 100th career win with the Patriots. Parcells earned his 100th overall win in the Patriots' 1994 season finale.

## TOM TERRIFIC

With 306 passing yards, Tom Brady notched the ninth 300-yard passing game of his regular-season career. He also has had two 300-yard games in the playoffs. The last time he threw for over 300 yards was at Kansas City on Nov. 22, 2004, when he notched 315 yards. Against the Raiders, Brady had a 105.8 passer rating, marking the 27th time he has achieved a rating of 100.0 or better in his regular-season and playoff career. The Patriots are now 27-0 in games when Brady posts a rating of 100.0 or better.

## DOUBLE-DIP FOR DILLON

Corey Dillon ran for two touchdowns, marking the 12th multiple rushing touchdown game of his career. Last season, Dillon ran into the end zone twice in three games, with his last two-touchdown performance coming on Dec. 5, 2004 at Cleveland.

## MILLER TIME

Patriots punter Josh Miller dropped back-to-back punts inside the Raiders' 5-yard line in the third quarter. His first punt of the second half was a 48-yard bomb that bounced just in front of the goal line and spun back to the 4-yard line, where it was downed by Larry Izzo. Miller's next punt was a 49-yard boot that bounced around deep in Raiders territory and was downed by Randall Gay at the 4-yard line.

## CAPTAINS TAKE THE FIELD

The Patriots' 2005 captains were on the field for the opening coin toss. The offensive captains are Tom Brady (fourth season as a captain) and Troy Brown (fourth season). The defensive captains are Rodney Harrison (third season), Richard Seymour (third season) and Mike Vrabel (first season). The special teams captain is Larry Izzo (fifth season).

## THE DWIGHT STUFF ON PUNT RETURNS

Tim Dwight made a splash with his first punt return as a Patriot, gaining 27 yards on a first-quarter return. It was the longest punt return by a Patriot since the 2002 season, when Deion Branch rattled off a 40-yard return against the Denver Broncos on Oct. 27, 2002. In 2003, the longest punt return was a 23-yard scamper by Troy Brown (09/21/03 vs. N.Y. Jets). In 2004, the longest punt return was also a 23-yarder by Brown (12/26/04).

## TOUCHDOWN TIM

Tim Dwight caught his first touchdown pass as a Patriot, scurrying around the edge to snare a 5-yard pass from Brady to give the Patriots a 17-14 lead in the second quarter. Last season with the San Diego Chargers, Dwight had just two receptions while playing in 12 games. Tonight's score was the 14th career touchdown grab for the eighth-year veteran.

## BIG BENJAMIN

Benjamin Watson caught two passes for 55 yards on the Patriots' first drive, leading to a 26-yard field goal by Adam Vinatieri. As a rookie last season, the former first-round draft choice played in one game, the season-opener against Indianapolis) and had two catches for 16 yards.

## QUICK HITS

- Mike Vrabel dropped Kerry Collins for a 6-yard sack late in the third quarter. It was the Patriots' first sack of the season.
- Adam Vinatieri had an extra point blocked in the third quarter. It was the first point after miss for Vinatieri since Nov. 16, 2003, when he had a PAT blocked against Dallas.

## OPENING DRIVES

The Patriots allowed the Raiders to score a touchdown on their opening drive, marking the first time in 37 games that New England had allowed an opening-drive touchdown. The streak included six playoff games and dated back to the 2003 season opener (at Buffalo, 09/07/03). In the 2004 regular season and playoffs (a total of 19 games), the Patriots allowed opponents only six points on their first offensive possession, a mark that led the NFL.

## BRANCHING OUT

Deion Branch picked up right where he left off last year, catching the Patriots' first touchdown of the season on an 18-yard grab from Tom Brady in the first quarter. For Branch, the Super Bowl XXXIX MVP, it was his 10th career touchdown catch, and for Brady, the MVP of Super Bowls XXXVI and XXXVIII, it was his 98th career scoring pass.

## LONG BALL

The Raiders took a 14-10 lead in the second quarter on a 73-yard bomb from Kerry Collins to Randy Moss. It was the longest play from scrimmage the Patriots have allowed since Dec. 4, 2000, when Kansas City's Elvis Grbac connected with Derrick Alexander on an 81-yard touchdown pass at Foxboro Stadium.



THREE-TIME SUPER BOWL CHAMPIONS





# PATRIOTS IN THE COMMUNITY

## PATRIOTS RETURN TO OTIS AIR NATIONAL GUARD BASE

Several New England Patriots returned to Otis Air National Guard Base on Cape Cod on Tuesday, Sept. 20, delivering boxes of t-shirts and children's toys to the families displaced to the base in the aftermath of Hurricane Katrina. Patriots players Kevin Faulk, Jarvis Green, Eric Alexander, Bethel Johnson and Daniel Graham, along with assistant strength and conditioning coach, Harold Nash, drove to the base to deliver the goods and meet with the over 700 people currently staying at the base.

The week before, Faulk, Johnson, Alexander, Nash and Don Davis delivered a truckload of clothing and shoes, which had been collected from the entire team, to the first group of 200 people who had arrived at the base. Faulk, who hails from Carencro, Louisiana and attended LSU, encouraged his teammates to clean out their closets and bring gently used clothing items to the stadium. The entire team brought in bags and boxes of shoes, men's clothes, women's clothes and baby clothes to be donated to the families. From there, Faulk packed up a truck with the thousands of items to transport them to the base. They were met with such appreciation from the evacuees that Faulk organized the return trip.

The Patriots contingent spent several hours with the evacuees, signing autographs and posing for pictures. In addition to Faulk, Green, Alexander and Nash also have ties to the Gulf region; Green and Alexander attended LSU and Nash is a native of New Orleans and attended Louisiana-Lafayette.



**Kevin Faulk led a group of Patriots to Otis ANG Base to deliver clothing to Hurricane Katrina evacuees on Monday, Sept. 12 and Tuesday, Sept. 20.**

## UPCOMING EVENTS

**Oct. 4 – NFL High School Day:** Several New England Patriots players will team up with Roxbury's John D. O'Bryant High School football team to serve dinner to guests from **5-6 p.m.** at the **Pine Street Inn**. The initiative is in honor of the annual NFL High School Football Day, on which all 32 NFL teams partner with local high schools to celebrate community service. In addition to serving dinner, the players will be making sandwiches and packaging boxed meals, which will be delivered to homeless individuals around Boston that evening via the Pine Street Inn van.

**Oct. 8 – Punt, Pass and Kick Sectional Competition:** The Patriots will host the sectional NFL Punt, Pass and Kick competition at Gillette Stadium. The participants will be several of the high scorers from the preliminary PPK competitions that were held this summer during Patriots training camp.

**Oct. 11 – Matt Light Donation:** Matt Light, in conjunction with the Matt Light Foundation, will present a \$25,000 check to Children's Hospital Boston to fund a 3-D echocardiography system for the hospital. The system is a non-invasive imaging technique used by cardiac specialists to identify heart problems. The press conference will take place at **11:30 a.m.** Please contact Andrea Duggan at Children's Hospital Boston at (617) 355-6420 or 8938 for more information.

**Oct. 11 – Men's Health Day at Gillette Stadium:** The public is invited to *Men's Health Day* for free fitness advice, nutrition analysis, cancer screening, blood pressure analysis and much more. The free event will be held on Tuesday, Oct. 11 at Gillette Stadium in Foxborough from 2:00-8:00 PM. Participating are some of Boston's leading health organizations, including The Dana-Farber Cancer Institute, Boston Medical Center, The American Heart Association, The American Red Cross, The American Cancer Society and The American Diabetes Association.

**Oct. 18 – Hometown Huddle:** The Patriots and the United Way of Massachusetts Bay will collaborate for a home rehabilitation project for elderly residents in the Jamaica Plain section of Boston, Mass. Several New England Patriot players and cheerleaders will participate in all minor aspects of the home repairs.

THE NEW ENGLAND PATRIOTS

## Charitable Foundation



THREE-TIME SUPER BOWL CHAMPIONS







# BROADCAST INFORMATION

## PATRIOTS ALL ACCESS

**P**atriots All Access, an Emmy Award-winning one-hour magazine show, airs weekly throughout the season on WCVB-TV Channel 5 in Boston. Indicative of its name, Patriots All Access provides viewers exclusive, behind-the-scenes access and weekly in-depth features on Patriots players and personnel. WCVB's Mike Lynch hosts the program and is joined by head coach Bill Belichick for a weekly chalk talk and also by a Patriots player of the week. Another weekly segment takes a look at what Patriots players do off the field. The show also offers game previews, reviews and comprehensive analysis of every Patriots game.



### WCVB-TV Channel 5

**Patriots All Access**.....Saturdays at 7:00 p.m and Sundays at 10:00 a.m.

## TOTALLY PATRIOTS



**T**otally Patriots, a youth-oriented football show, is making its debut for the 2005 season, airing each Sunday morning on WCVB, Channel 5 in Boston. The show, hosted by Kerry Connolly, is geared towards young fans and includes a health and fitness segment as well as a weekly football tips feature with Patriots Hall of Fame linebacker Andre Tippett and a current Patriots player. Other features and segments emphasize the importance of an active lifestyle and let young football players hear directly from the pros. Check your local listings for other times and locations.

### WCVB-TV Channel 5

**Totally Patriots**.....Sundays at 11:00 a.m.

## WBCN PATRIOTS ROCK RADIO NETWORK

For the 11th consecutive season, WBCN was proud to be the flagship station for the Patriots Rock Radio Network. Every Patriots game was heard on WBCN (104.1 FM) and its network of 36 stations throughout all six New England states. Longtime broadcast tandem Gil Santos and Gino Cappelletti call all of the action in static-free stereo sound.



**FLAGSHIP STATION**  
**WBCN**  
**Boston ★ 104.1 FM**



### MASSACHUSETTS

|      |             |          |
|------|-------------|----------|
| WBSM | Fairhaven   | 1420 AM  |
| WSAR | Fall River  | 1480 AM  |
| WGAW | Gardner     | 1340 AM  |
| WPVQ | Greenfield  | 95.3 FM  |
| WBEC | Pittsfield  | 1420 AM  |
| WBEC | Pittsfield  | 95.7 FM  |
| WAQY | Springfield | 102.1 FM |
| WXTK | Cape Cod    | 95.1 FM  |
| WWFX | Worcester   | 100.1 FM |

### MAINE

|      |           |          |
|------|-----------|----------|
| WEBB | Augusta   | 98.5 FM  |
| WNSX | Bangor    | 97.7 FM  |
| WHOU | Houlton   | 100.1 FM |
| WBLM | Portland  | 102.9 FM |
| WFZX | Searsport | 101.7 FM |

### CONNECTICUT

|      |            |          |
|------|------------|----------|
| WCCC | Hartford   | 106.9 FM |
| WMOS | New London | 104.7 FM |
| WINY | Putnam     | 1350 AM  |

### NEW HAMPSHIRE

|      |            |          |
|------|------------|----------|
| WKXL | Concord    | 1450 AM  |
| WSHK | Dover      | 105.3 FM |
| WSAK | Hampton    | 102.1 FM |
| WTPL | Hillsboro  | 107.7 FM |
| WVRR | Lebanon    | 101.7 FM |
| WFEA | Manchester | 1370 AM  |
| WWHQ | Meredith   | 101.5 FM |
| WPKQ | N. Conway  | 103.7 FM |

### RHODE ISLAND

|      |            |         |
|------|------------|---------|
| WSKO | Providence | 790 AM  |
| WSKO | Providence | 99.7 FM |

### VERMONT

|      |              |          |
|------|--------------|----------|
| WBTN | Bennington   | 1370 AM  |
| WKVT | Brattleboro  | 92.7 FM  |
| WEAV | Burlington   | 960 AM   |
| WXZO | Burlington   | 96.7 FM  |
| WMXR | Woodstock    | 93.9 FM  |
| WMOO | Derby        | 92.1 FM  |
| WEXP | Rutland      | 101.5 FM |
| WSTJ | St Johnsbury | 1340 AM  |
| WSNO | Waterbury    | 1450 AM  |

## PATRIOTS MONDAY ON WEEI

Sports Radio WEEI has the exclusive rights to broadcast "Patriots Monday" from Gillette Stadium every week during the season. The daylong programming lineup offers fans unique access from head coach Bill Belichick and quarterback Tom Brady along with appearances by other star players.

### Sports Radio WEEI

850 AM (Boston) and 103.7 FM (Providence)

### Time (Mondays)

6:00 – 10:00 a.m.  
10:00 a.m. – 2:00 p.m.  
2:00 – 6:00 p.m.

### Show

Dennis and Callahan  
Dale and Holley  
The Big Show

### Guest(s)

Tom Brady  
Stars of the Week  
Coach Belichick

## PATRIOTS FOOTBALL WEEKLY ON WB56

Join the editorial staff of Patriots Football Weekly for a half-hour Patriots extravaganza every Saturday night during the football season on WLVI-TV (WB56). The ultimate studio sports show for the ultimate Patriots fan is patterned like the official team newspaper, aiming to be confrontational and opinionated as the reporters dish about what's ahead for the team, give opponent analysis and offer insider information they've learned from working in the trenches at Gillette Stadium.

### WLVI-TV Channel 56

**Patriots Football Weekly** ..... Every Saturday night at Midnight

## PATRIOTS.COM

The official Web site of the New England Patriots offers fans an exciting lineup of daily features and is one of the most advanced and exciting Web sites in all of sports. **Patriots Video News** is a streaming video show broadcast daily on Patriots.com, giving Patriots fans interviews and analysis that picks up where the newspapers and TV reports leave off. **Patriots.com Radio** features six hours of original daily programming beginning at noon ET and allows fans to interact with hosts and guests via phone and email. Besides these features, the site offers daily news updates, press releases, live coverage of all press conferences and much more.

## TELEVISION RATINGS

Historically, the Patriots have been at or near the top of the weekly television ratings for the 2.4 million homes in the Boston market. Below is a historical perspective to show the Patriots' consistent popularity in the Boston market.

### 2005 RATINGS: BOSTON TV MARKET

| Date  | Opponent      | Net. | Boston TV | Rtg / Share |
|-------|---------------|------|-----------|-------------|
| 09/08 | Oakland       | ABC  | WCVB 5    | 23.3 / 44   |
| 09/18 | at Carolina   | CBS  | WBZ 4     | 22.3 / 50   |
| 09/25 | at Pittsburgh | CBS  | WBZ 4     | 29.9 / 52   |
| 10/02 | San Diego     | CBS  | WBZ4      | 21.0 / 43   |

### RATINGS HISTORY

| Season                      | Rating / Share |
|-----------------------------|----------------|
| 2004 Regular Season Average | 31.2 / 56      |
| 2004 Postseason Average     | 48.9 / 70      |
| 2003 Regular Season Average | 26.8 / 51      |
| 2003 Postseason Average     | 47.0 / 72      |
| 2002 Regular Season Average | 28.5 / 53      |
| 2001 Regular Season Average | 24.7 / 48      |
| 2001 Postseason Average     | 47.4 / 73      |

**Note:** Each ratings point represents one percent of the 2.4 million homes in the Boston TV market.



**THREE-TIME SUPER BOWL CHAMPIONS**





# 2005 OFFENSIVE STATISTICS

WON 2, LOST 2

|               |                  |        |
|---------------|------------------|--------|
| 09/08 W 30-20 | Oakland          | 68,756 |
| 09/18 L 17-27 | at Carolina      | 73,528 |
| 09/25 W 23-20 | at Pittsburgh    | 64,868 |
| 10/02 L 17-41 | San Diego        | 68,756 |
| 10/09         | at Atlanta       |        |
| 10/16         | at Denver        |        |
| 10/30         | Buffalo          |        |
| 11/07         | Indianapolis     |        |
| 11/13         | at Miami         |        |
| 11/20         | New Orleans      |        |
| 11/27         | at Kansas City   |        |
| 12/04         | New York Jets    |        |
| 12/11         | at Buffalo       |        |
| 12/17         | Tampa Bay        |        |
| 12/26         | at New York Jets |        |
| 01/01         | Miami            |        |

|                    |         |         |
|--------------------|---------|---------|
|                    | N.E.    | Opp.    |
| TOTAL FIRST DOWNS  | 78      | 76      |
| Rushing            | 17      | 26      |
| Passing            | 54      | 38      |
| Penalty            | 7       | 12      |
| 3rd Down: Made/Att | 22/57   | 19/52   |
| 3rd Down Pct.      | 38.6    | 36.5    |
| 4th Down: Made/Att | 1/2     | 0/0     |
| 4th Down Pct.      | 50.0    | 0.0     |
| POSSESSION AVG.    | 29:47   | 30:14   |
| TOTAL NET YARDS    | 1397    | 1288    |
| Avg. Per Game      | 349.3   | 322.0   |
| Total Plays        | 260     | 245     |
| Avg. Per Play      | 5.4     | 5.3     |
| NET YARDS RUSHING  | 265     | 458     |
| Avg. Per Game      | 66.3    | 114.5   |
| Total Rushes       | 95      | 121     |
| NET YARDS PASSING  | 1132    | 830     |
| Avg. Per Game      | 283.0   | 207.5   |
| Sacked/Yards Lost  | 6/55    | 7/53    |
| Gross Yards        | 1187    | 883     |
| Att./Completions   | 159/99  | 117/60  |
| Completion Pct.    | 62.3    | 51.3    |
| Had Intercepted    | 4       | 1       |
| PUNTS/AVERAGE      | 22/44.0 | 24/44.5 |
| NET PUNTING AVG.   | 22/34.6 | 24/36.7 |
| PENALTIES/YARDS    | 33/312  | 34/279  |
| FUMBLES/BALL LOST  | 6/4     | 3/2     |
| TOUCHDOWNS         | 10      | 13      |
| Rushing            | 5       | 5       |
| Passing            | 4       | 7       |
| Returns            | 1       | 1       |

| * SCORE BY PERIODS | Q1 | Q2 | Q3 | Q4 | OT | PTS |
|--------------------|----|----|----|----|----|-----|
| TEAM               | 31 | 17 | 19 | 20 | 0  | 87  |
| OPPONENTS          | 27 | 31 | 20 | 30 | 0  | 108 |

| * SCORING | TD-Ru | Pa | Rt | K-PAT | FG    | S    | PTS   |
|-----------|-------|----|----|-------|-------|------|-------|
| Dillon    | 5     | 5  | 0  | 0     |       | 0    | 30    |
| Vinatieri | 0     | 0  | 0  | 0     | 9/10  | 6/ 8 | 0 27  |
| Dwight    | 2     | 0  | 2  | 0     |       | 0    | 12    |
| Branch    | 1     | 0  | 1  | 0     |       | 0    | 6     |
| Graham    | 1     | 0  | 1  | 0     |       | 0    | 6     |
| Vrabel    | 1     | 0  | 0  | 1     |       | 0    | 6     |
| TEAM      | 10    | 5  | 4  | 1     | 9/10  | 6/ 8 | 0 87  |
| OPPONENTS | 13    | 5  | 7  | 1     | 12/12 | 6/ 8 | 0 108 |

2-Pt. Conversions: TEAM 0-0, OPPONENTS 0-1

**SACKS:** McGinest 2.0, Seymour 2.0, Green 1.0, Vrabel 1.0, Colvin 0.5, Wilfork 0.5, TEAM 7.0, OPPONENTS 6.0

| * RUSHING | No. | Yds | Avg | Long | TD |
|-----------|-----|-----|-----|------|----|
| Dillon    | 73  | 223 | 3.1 | 29   | 5  |
| Faulk     | 14  | 28  | 2.0 | 4    | 0  |
| Pass      | 2   | 11  | 5.5 | 6    | 0  |
| Brady     | 5   | 3   | 0.6 | 4    | 0  |
| Cassel    | 1   | 0   | 0.0 | 0    | 0  |
| TEAM      | 95  | 265 | 2.8 | 29   | 5  |
| OPPONENTS | 121 | 458 | 3.8 | 19   | 5  |

| * RECEIVING | No. | Yds  | Avg  | Long | TD |
|-------------|-----|------|------|------|----|
| Givens      | 22  | 283  | 12.9 | 30   | 0  |
| Branch      | 22  | 243  | 11.0 | 29   | 1  |
| T. Brown    | 15  | 206  | 13.7 | 71   | 0  |
| Faulk       | 13  | 116  | 8.9  | 23   | 0  |
| Pass        | 9   | 69   | 7.7  | 14   | 0  |
| Watson      | 5   | 95   | 19.0 | 35   | 0  |
| Dwight      | 5   | 78   | 15.6 | 30t  | 2  |
| Dillon      | 5   | 76   | 15.2 | 25   | 0  |
| Graham      | 2   | 18   | 9.0  | 17   | 1  |
| Johnson     | 1   | 3    | 3.0  | 3    | 0  |
| TEAM        | 99  | 1187 | 12.0 | 71   | 4  |
| OPPONENTS   | 60  | 883  | 14.7 | 85t  | 7  |

| * INTERCEPTIONS | No. | Yds | Avg  | Long | TD |
|-----------------|-----|-----|------|------|----|
| Vrabel          | 1   | 24  | 24.0 | 24t  | 1  |
| Wilfork         | 0   | 0   | ---  | ---  | 0  |
| TEAM            | 1   | 24  | 24.0 | 24t  | 1  |
| OPPONENTS       | 4   | 46  | 11.5 | 41t  | 1  |

| * PUNTING | No. | Yds  | Avg  | Net  | TB | In | Lg | B |
|-----------|-----|------|------|------|----|----|----|---|
| Miller    | 21  | 969  | 46.1 | 34.6 | 1  | 4  | 57 | 1 |
| TEAM      | 22  | 969  | 44.0 | 34.6 | 1  | 4  | 57 | 1 |
| OPPONENTS | 24  | 1067 | 44.5 | 36.7 | 4  | 7  | 58 | 0 |

| * PUNT RETURNS | Ret | FC | Yds | Avg  | Long | TD |
|----------------|-----|----|-----|------|------|----|
| Dwight         | 10  | 1  | 107 | 10.7 | 28   | 0  |
| T. Brown       | 0   | 4  | 0   | ---  | ---  | 0  |
| TEAM           | 10  | 5  | 107 | 10.7 | 28   | 0  |
| OPPONENTS      | 15  | 0  | 187 | 12.5 | 76   | 0  |

| * KICKOFF RETURNS | No. | Yds | Avg  | Long | TD |
|-------------------|-----|-----|------|------|----|
| Hobbs             | 11  | 279 | 25.4 | 37   | 0  |
| Johnson           | 8   | 212 | 26.5 | 54   | 0  |
| Faulk             | 3   | 65  | 21.7 | 26   | 0  |
| TEAM              | 22  | 556 | 25.3 | 54   | 0  |
| OPPONENTS         | 18  | 415 | 23.1 | 44   | 0  |

| * FIELD GOALS | 1-19  | 20-29      | 30-39                | 40-49      | 50+ |
|---------------|-------|------------|----------------------|------------|-----|
| Vinatieri     | 0/ 0  | 2/ 2       | 1/ 2                 | 3/ 3       | 0/1 |
| TEAM          | 0/ 0  | 2/ 2       | 1/ 2                 | 3/ 3       | 0/1 |
| OPPONENTS     | 0/ 0  | 2/ 2       | 1/ 1                 | 1/ 2       | 2/3 |
| Vinatieri:    | (26G) | (45G)      | (53N, 48G, 35G, 43G) | (37N, 24G) |     |
| OPPONENTS:    | (43N) | (51G, 52G) | (33G, 52N, 24G)      | (42G, 21G) |     |

| * PASSING | Att | Cmp | Yds  | Cmp% | Yds/Att | TD | TD% | Int | Int% | Long | Sack/Lost | Rating |
|-----------|-----|-----|------|------|---------|----|-----|-----|------|------|-----------|--------|
| Brady     | 155 | 97  | 1172 | 62.6 | 7.56    | 4  | 2.6 | 3   | 1.9  | 71   | 6/ 55     | 86.3   |
| Cassel    | 4   | 2   | 15   | 50.0 | 3.75    | 0  | 0.0 | 1   | 25.0 | 12   | 0/ 0      | 19.8   |
| TEAM      | 159 | 99  | 1187 | 62.3 | 7.47    | 4  | 2.5 | 4   | 2.5  | 71   | 6/ 55     | 83.0   |
| OPPONENTS | 117 | 60  | 883  | 51.3 | 7.55    | 7  | 6.0 | 1   | 0.9  | 85t  | 7/ 53     | 92.6   |



THREE-TIME SUPER BOWL CHAMPIONS





# 2005 DEFENSIVE STATISTICS

Tackle Statistics Based on Coaches' Film Review

| DEFENSIVE STATISTICS |     |     |     |       |      |     |    |    |    |   | SP. TEAMS |    |    |    |    | FUMBLES - LOST (6-4)  |      |      |      |   |
|----------------------|-----|-----|-----|-------|------|-----|----|----|----|---|-----------|----|----|----|----|-----------------------|------|------|------|---|
| Name                 | TT  | UT  | A   | S/ YL | Int/ | Yds | PD | FF | FR |   | TT        | UT | A  | FF | FR | Own                   |      |      |      |   |
|                      |     |     |     |       |      |     |    |    |    |   |           |    |    |    |    | No.                   | Lost | Rec. | O.B. |   |
| Richard Seymour      | 36  | 19  | 17  | 2.0   | 17.0 | -   | -  | 2  | -  | - | 0         | 0  | 0  | -  | -  | Kevin Faulk           | 2    | 2    | 0    | 0 |
| Chad Brown           | 26  | 19  | 7   | -     | -    | -   | -  | -  | -  | - | 0         | 0  | 0  | -  | -  | Tom Brady             | 1    | 1    | 0    | 0 |
| Monty Beisel         | 26  | 15  | 11  | -     | -    | -   | -  | 1  | -  | - | 2         | 2  | 0  | -  | -  | Benjamin Watson       | 1    | 1    | 0    | 0 |
| Mike Vrabel          | 22  | 18  | 4   | 1.0   | 6.0  | 1   | 24 | 2  | -  | - | 1         | 1  | 0  | -  | -  | Bethel Johnson        | 1    | 0    | 1    | 0 |
| Eugene Wilson        | 20  | 10  | 10  | -     | -    | -   | -  | 3  | -  | 1 | 2         | 1  | 1  | -  | -  | Tim Dwight            | 1    | 0    | 1    | 0 |
| Vince Wilfork        | 19  | 10  | 9   | 0.5   | 4.0  | -   | -  | -  | -  | 1 | 0         | 0  | 0  | -  | -  | Totals                |      |      |      |   |
| Jarvis Green         | 17  | 12  | 5   | 1.0   | 13.0 | -   | -  | -  | 1  | - | 0         | 0  | 0  | -  | -  | 6                     | 4    | 2    | 0    |   |
| Ty Warren            | 17  | 7   | 10  | -     | -    | -   | -  | -  | -  | - | 0         | 0  | 0  | -  | -  |                       |      |      |      |   |
| Rodney Harrison      | 16  | 7   | 9   | -     | -    | -   | -  | 1  | -  | - | 3         | 2  | 1  | -  | -  |                       |      |      |      |   |
| Willie McGinest      | 15  | 14  | 1   | 2.0   | 9.0  | -   | -  | 2  | -  | - | 0         | 0  | 0  | -  | -  |                       |      |      |      |   |
| Rosevelt Colvin      | 13  | 10  | 3   | 0.5   | 4.0  | -   | -  | -  | -  | - | 0         | 0  | 0  | -  | -  |                       |      |      |      |   |
| Guss Scott           | 12  | 9   | 3   | -     | -    | -   | -  | -  | -  | - | 5         | 2  | 3  | -  | -  |                       |      |      |      |   |
| Asante Samuel        | 10  | 6   | 4   | -     | -    | -   | -  | 3  | -  | - | 0         | 0  | 0  | -  | -  |                       |      |      |      |   |
| Duane Starks         | 8   | 4   | 4   | -     | -    | -   | -  | 2  | -  | - | 0         | 0  | 0  | -  | -  |                       |      |      |      |   |
| Ellis Hobbs          | 4   | 2   | 2   | -     | -    | -   | -  | -  | -  | - | 2         | 1  | 1  | -  | -  |                       |      |      |      |   |
| Mike Wright          | 3   | 2   | 1   | -     | -    | -   | -  | -  | -  | - | 0         | 0  | 0  | -  | -  |                       |      |      |      |   |
| Randall Gay          | 2   | 2   | 0   | -     | -    | -   | -  | 1  | -  | - | 3         | 2  | 1  | -  | -  |                       |      |      |      |   |
| Chad Scott           | 2   | 2   | 0   | -     | -    | -   | -  | -  | -  | - | 0         | 0  | 0  | -  | -  |                       |      |      |      |   |
| Matt Chatham         | 2   | 0   | 2   | -     | -    | -   | -  | -  | -  | - | 6         | 2  | 4  | -  | -  |                       |      |      |      |   |
| Tyrone Poole         | 1   | 1   | 0   | -     | -    | -   | -  | -  | -  | - | 0         | 0  | 0  | -  | -  |                       |      |      |      |   |
| Don Davis            | 0   | 0   | 0   | -     | -    | -   | -  | -  | -  | - | 8         | 0  | 8  | -  | -  |                       |      |      |      |   |
| Bethel Johnson       | 0   | 0   | 0   | -     | -    | -   | -  | -  | -  | - | 4         | 3  | 1  | -  | 1  |                       |      |      |      |   |
| Wesly Mallard        | 0   | 0   | 0   | -     | -    | -   | -  | -  | -  | - | 3         | 2  | 1  | -  | -  |                       |      |      |      |   |
| Larry Izzo           | 0   | 0   | 0   | -     | -    | -   | -  | -  | -  | - | 3         | 2  | 1  | -  | -  |                       |      |      |      |   |
| Patrick Pass         | 0   | 0   | 0   | -     | -    | -   | -  | -  | -  | - | 2         | 1  | 1  | -  | -  |                       |      |      |      |   |
| Michael Stone        | 0   | 0   | 0   | -     | -    | -   | -  | -  | -  | - | 2         | 0  | 2  | -  | -  |                       |      |      |      |   |
| Benjamin Watson      | 0   | 0   | 0   | -     | -    | -   | -  | -  | -  | - | 1         | 1  | 0  | -  | -  |                       |      |      |      |   |
| Dan Klecko           | 0   | 0   | 0   | -     | -    | -   | -  | -  | -  | - | 1         | 0  | 1  | -  | -  |                       |      |      |      |   |
| Tully Banta-Cain     | 0   | 0   | 0   | -     | -    | -   | -  | -  | -  | - | 1         | 0  | 1  | -  | -  |                       |      |      |      |   |
| Lonie Paxton         | 0   | 0   | 0   | -     | -    | -   | -  | -  | -  | - | 1         | 0  | 1  | -  | -  |                       |      |      |      |   |
| Tim Dwight           | 0   | 0   | 0   | -     | -    | -   | -  | -  | -  | - | 0         | 0  | 0  | -  | 1  |                       |      |      |      |   |
| Totals               | 271 | 169 | 102 | 7.0   | 53.0 | 1   | 24 | 17 | 1  | 2 | 50        | 22 | 28 | 0  | 2  |                       |      |      |      |   |
|                      |     |     |     |       |      |     |    |    |    |   |           |    |    |    |    | BLOCKED KICKS         |      |      |      |   |
|                      |     |     |     |       |      |     |    |    |    |   |           |    |    |    |    | XP FG P               |      |      |      |   |
|                      |     |     |     |       |      |     |    |    |    |   |           |    |    |    |    | Totals 0 0 0          |      |      |      |   |
|                      |     |     |     |       |      |     |    |    |    |   |           |    |    |    |    | MISC. OFFENSIVE STATS |      |      |      |   |
|                      |     |     |     |       |      |     |    |    |    |   |           |    |    |    |    | Tkl Ast FF FR         |      |      |      |   |
|                      |     |     |     |       |      |     |    |    |    |   |           |    |    |    |    | Troy Brown 1 0 0 0    |      |      |      |   |
|                      |     |     |     |       |      |     |    |    |    |   |           |    |    |    |    | Matt Light 1 0 0 0    |      |      |      |   |
|                      |     |     |     |       |      |     |    |    |    |   |           |    |    |    |    | Kevin Faulk 1 0 0 0   |      |      |      |   |
|                      |     |     |     |       |      |     |    |    |    |   |           |    |    |    |    | Deion Branch 1 0 0 0  |      |      |      |   |
|                      |     |     |     |       |      |     |    |    |    |   |           |    |    |    |    | Dan Koppen 1 0 0 0    |      |      |      |   |
|                      |     |     |     |       |      |     |    |    |    |   |           |    |    |    |    | Logan Mankins 1 0 0 0 |      |      |      |   |
|                      |     |     |     |       |      |     |    |    |    |   |           |    |    |    |    | Totals 6 0 0 0        |      |      |      |   |

| BLOCKED KICKS |          |          |          |
|---------------|----------|----------|----------|
|               | XP       | FG       | P        |
| <b>Totals</b> | <b>0</b> | <b>0</b> | <b>0</b> |

| MISC. OFFENSIVE STATS |          |          |          |          |
|-----------------------|----------|----------|----------|----------|
|                       | Tkl      | Ast      | FF       | FR       |
| Troy Brown            | 1        | 0        | 0        | 0        |
| Matt Light            | 1        | 0        | 0        | 0        |
| Kevin Faulk           | 1        | 0        | 0        | 0        |
| Deion Branch          | 1        | 0        | 0        | 0        |
| Dan Koppen            | 1        | 0        | 0        | 0        |
| Logan Mankins         | 1        | 0        | 0        | 0        |
| <b>Totals</b>         | <b>6</b> | <b>0</b> | <b>0</b> | <b>0</b> |

## LEGEND

|                                    |                                    |
|------------------------------------|------------------------------------|
| TT- Total Tackles                  | PD- Pass Defensed                  |
| UT- Unassisted Tackles             | FF- Forced Fumbles                 |
| A- Assists                         | FR- Fumbles Recovered              |
| S/Yds- Sacks/Yards Lost            | Tack. T.O. - Tackles off Turnovers |
| I/Ret.- Interceptions/Return Yards | O.B. - Out of Bounds               |



THREE-TIME SUPER BOWL CHAMPIONS







# HOW THE 2005 PATRIOTS WERE BUILT

| <b>YEAR</b> | <b>DRAFTEES (27)</b>  | <b>AS OF OCTOBER 3, 2005<br/>VETERAN FREE AGENTS (15)</b>  | <b>WAIVERS (1) /<br/>TRADES (2)</b> | <b>ROOKIE AND FIRST-YEAR<br/>FREE AGENTS (8)</b> |
|-------------|---|--|-------------------------------------|--|
| <b>1993</b> | Troy Brown (8)  |  |                                     |  |
| <b>1994</b> | Willie McGinest (1)   |  |                                     |  |
| <b>1995</b> |   |  |                                     |  |
| <b>1996</b> |   |  |                                     | Adam Vinatieri (fa)                              |
| <b>1997</b> |   |  |                                     |  |
| <b>1998</b> |   |  |                                     |  |
| <b>1999</b> | Kevin Faulk (2)   |  |                                     |  |
| <b>2000</b> | Tom Brady (6b)<br>Patrick Pass (7b)   |  | Matt Chatham (fa) (cw-STL)          | Lonie Paxton (fa)                                |
| <b>2001</b> | Richard Seymour (1)<br>Matt Light (2)   | Larry Izzo (fa) (MIA)<br>Mike Vrabel (3) (PIT)   |                                     | Tom Ashworth (fa)<br>Stephen Neal (fa)           |
| <b>2002</b> | Daniel Graham (1)<br>Deion Branch (2)<br>Jarvis Green (4b)<br>David Givens (7b)   | Christian Fauria (2) (SEA)   |                                     | Russ Hochstein (5)                               |
| <b>2003</b> | Ty Warren (1)<br>Eugene Wilson (2a)<br>Bethel Johnson (2b)<br>Dan Klecko (D4a)<br>Asante Samuel (4b)<br>Dan Koppen (5)<br>Tully Banta-Cain (7b) | Rosevelt Colvin (4) (CHI)<br>Don Davis (fa) (STL)<br>Brandon Gorin (7) (SD)<br>Tyrone Poole (1) (DEN)  |                                     | Gene Mruczkowski (fa)                            |
| <b>2004</b> | Vince Wilfork (1a)<br>Benjamin Watson (1b)<br>Marquise Hill (2)<br>Guss Scott (3)   | Josh Miller (fa) (PIT)   | Corey Dillon (2) (tr-CIN)           | Randall Gay (fa)                                 |
| <b>2005</b> | Logan Mankins (1)<br>Ellis Hobbs (3a)<br>Nick Kaczur (3b)<br>James Sanders (4)<br>Matt Cassel (7a)  | Monty Beisel (4) (KC)<br>Chad Brown (2) (SEA)<br>Tim Dwight (4) (SD)<br>Doug Flutie (11) (SD)<br>Chad Scott (1) (PIT)<br>Michael Stone (2) (STL)<br>Amos Zereoue (3) (OAK) | Duane Starks (1) (tr-ARZ)           | Mike Wright (fa)                                 |

## INJURED RESERVE (3)

Ryan Claridge (D5-05)  
Rodney Harrison (FA-03)  
Michael McGrew (FA-05)

## RESERVE/PUP (1)

Tedy Bruschi (D3-96)

^ Restricted Free Agent

(#) - indicates round drafted

(fa) - indicates non-drafted free agents



THREE-TIME SUPER BOWL CHAMPIONS





# UNOFFICIAL 2005 DEPTH CHART

Unofficial depth chart compiled by Patriots Media Relations, October 3, 2005

## OFFENSE

|  |                                |                                  |
|--|--------------------------------|----------------------------------|
| <b>WR:</b> 83 Deion Branch (4/4/0/0)         | 86 Tim Dwight (4/0/0/0)        | 81 Bethel Johnson (2/0/0/2)      |
| <b>LT:</b> <u>77 Nick Kaczur (4/1/0/0)</u>   | 76 Brandon Gorin (0/0/1/3)     | 72 Matt Light (3/3/0/1)*         |
| <b>LG:</b> <u>70 Logan Mankins (4/4/0/0)</u> | 71 Russ Hochstein (4/0/0/0)    |                                  |
| <b>C:</b> 67 Dan Koppen (4/4/0/0)            | 64 Gene Mruczkowski (0/0/0/1)* |                                  |
| <b>RG:</b> 61 Stephen Neal (4/4/0/0)         | 71 Russ Hochstein (4/0/0/0)    |                                  |
| <b>RT:</b> 68 Tom Ashworth (4/4/0/0)         | 76 Brandon Gorin (0/0/1/3)     |                                  |
| <b>TE:</b> 82 Daniel Graham (4/4/0/0)        | 88 Christian Fauria (4/2/0/0)  | 84 Benjamin Watson (4/3/0/0)     |
| <b>WR:</b> 87 David Givens (4/3/0/0)         | 80 Troy Brown (4/0/0/0)        |                                  |
| <b>QB:</b> 12 Tom Brady (4/4/0/0)            | 2 Doug Flutie (0/0/4/0)        | <u>16 Matt Cassel (1/0/0/3)*</u> |
| <b>RB:</b> 28 Corey Dillon (4/4/0/0)         | 31 Amos Zereoue (1/0/0/0)      | 33 Kevin Faulk (3/0/0/1)*        |
| <b>FB:</b> 35 Patrick Pass (4/0/0/0)         |                                |                                  |

## DEFENSE

|  |                                    |                             |
|--|------------------------------------|-----------------------------|
| <b>LE:</b> 94 Ty Warren (4/4/0/0)        | 90 Dan Klecko (3/0/0/1)            | 91 Marquise Hill (2/0/0/2)* |
| <b>NT:</b> 75 Vince Wilfork (4/4/0/0)    | <u>99 Mike Wright (3/0/1/0)</u>    | 90 Dan Klecko (3/0/0/1)     |
| <b>RE:</b> 93 Richard Seymour (4/4/0/0)  | 97 Jarvis Green (4/1/0/0)          |                             |
| <b>OLB:</b> 50 Mike Vrabel (4/4/0/0)     | 48 Tully Banta-Cain (2/0/0/2)      | 58 Matt Chatham (4/0/0/0)   |
| <b>ILB:</b> 52 Monty Beisel (4/4/0/0)    | 53 Larry Izzo (4/0/0/0)            |                             |
| <b>ILB:</b> 98 Chad Brown (4/3/0/0)      | 51 Don Davis (4/0/0/0)             |                             |
| <b>OLB:</b> 55 Willie McGinest (4/4/0/0) | 59 Rosevelt Colvin (4/0/0/0)       |                             |
| <b>LCB:</b> 22 Asante Samuel (4/4/0/0)   | <u>27 Ellis Hobbs (4/0/0/0)</u>    | 38 Tyrone Poole (1/1/0/3)*  |
| <b>RCB:</b> 23 Duane Starks (3/2/0/1)    | 30 Chad Scott (3/0/0/1)            | 21 Randall Gay (2/1/0/2)*   |
| <b>FS:</b> 26 Eugene Wilson (4/4/0/0)    | <u>36 James Sanders (0/0/0/4)*</u> |                             |
| <b>SS:</b> 29 Guss Scott (4/1/0/0)       | 24 Michael Stone (1/0/0/0)         |                             |

## SPECIAL TEAMS

|  |                                 |
|--|---------------------------------|
| <b>K:</b> 4 Adam Vinatieri (4/0/0/0)   | 8 Josh Miller (4/0/0/0)         |
| <b>P:</b> 8 Josh Miller (4/0/0/0)      | 4 Adam Vinatieri (4/0/0/0)      |
| <b>H:</b> 8 Josh Miller (4/0/0/0)      | 12 Tom Brady (4/4/0/0)          |
| <b>PR:</b> 86 Tim Dwight (4/0/0/0)     | 80 Troy Brown (4/0/0/0)         |
| <b>KR:</b> 81 Bethel Johnson (2/0/0/2) | <u>27 Ellis Hobbs (4/0/0/0)</u> |
| <b>LS:</b> 66 Lonie Paxton (4/0/0/0)   | 71 Russ Hochstein (4/0/0/0)     |

\*- Player was inactive for last week's game  
Rookie and first-year players are underlined

## PATRIOTS PRONUNCIATION GUIDE

|                        |            |                        |               |
|------------------------|------------|------------------------|---------------|
| Monty Beisel.....      | BYE-zul    | Bethel Johnson .....   | BETH-ull      |
| Matt Cassel .....      | CASTLE     | Nick Kaczur .....      | KÄ-zur        |
| Christian Fauria ..... | FOUR-ee-ay | Dan Koppen.....        | COPE-en       |
| Marquise Hill .....    | mar-KEESE  | Gene Mruczkowski ..... | Merch-COW-ski |
| Russ Hochstein.....    | HOKE-stine | Adam Vinatieri .....   | vin-a-TERRY   |



THREE-TIME SUPER BOWL CHAMPIONS





# 2005 ALPHABETICAL ROSTER

October 3, 2005

| #  | NAME              | POS | HT   | WT  | BORN     | YR | COLLEGE               | H.S. HOMETOWN          |
|----|-------------------|-----|------|-----|----------|----|-----------------------|------------------------|
| 68 | Ashworth, Tom     | T   | 6-6  | 305 | 10/10/77 | 4  | Colorado              | Englewood, Colo.       |
| 48 | Banta-Cain, Tully | LB  | 6-2  | 250 | 08/28/80 | 3  | California            | Sunnyvale, Calif.      |
| 52 | Beisel, Monty     | LB  | 6-3  | 238 | 08/20/78 | 5  | Kansas State          | Douglass, Kan.         |
| 12 | Brady, Tom        | QB  | 6-4  | 225 | 08/03/77 | 6  | Michigan              | San Mateo, Calif.      |
| 83 | Branch, Deion     | WR  | 5-9  | 193 | 07/18/79 | 4  | Louisville            | Albany, Ga.            |
| 98 | Brown, Chad       | LB  | 6-2  | 245 | 07/12/70 | 13 | Colorado              | Altadena, Calif.       |
| 80 | Brown, Troy       | WR  | 5-10 | 196 | 07/02/71 | 13 | Marshall              | Blackville, S.C.       |
| 16 | Cassel, Matt      | QB  | 6-4  | 222 | 05/17/82 | R  | Southern California   | Northridge, Calif.     |
| 58 | Chatham, Matt     | LB  | 6-4  | 250 | 06/28/77 | 6  | South Dakota          | Sioux City, Iowa       |
| 59 | Colvin, Rosevelt  | LB  | 6-3  | 250 | 09/05/77 | 7  | Purdue                | Indianapolis, Ind.     |
| 51 | Davis, Don        | LB  | 6-1  | 235 | 12/17/72 | 10 | Kansas                | Olathe, Kan.           |
| 28 | Dillon, Corey     | RB  | 6-1  | 225 | 10/24/74 | 9  | Washington            | Seattle, Wash.         |
| 86 | Dwight, Tim       | WR  | 5-8  | 180 | 07/13/75 | 8  | Iowa                  | Iowa City, Iowa        |
| 33 | Faulk, Kevin      | RB  | 5-8  | 202 | 06/05/76 | 7  | Louisiana State       | Carencro, La.          |
| 88 | Fauria, Christian | TE  | 6-4  | 250 | 09/22/71 | 11 | Colorado              | Encino, Calif.         |
| 2  | Flutie, Doug      | QB  | 5-10 | 180 | 10/23/62 | 12 | Boston College        | Natick, Mass.          |
| 21 | Gay, Randall      | CB  | 5-11 | 186 | 05/05/82 | 2  | Louisiana State       | Brusly, La.            |
| 87 | Givens, David     | WR  | 6-0  | 215 | 08/16/80 | 4  | Notre Dame            | Humble, Texas          |
| 76 | Gorin, Brandon    | T   | 6-6  | 308 | 07/17/78 | 4  | Purdue                | Muncie, Ind.           |
| 82 | Graham, Daniel    | TE  | 6-3  | 257 | 11/16/78 | 4  | Colorado              | Denver, Colo.          |
| 97 | Green, Jarvis     | DL  | 6-3  | 290 | 01/12/79 | 4  | Louisiana State       | Donaldsonville, La.    |
| 91 | Hill, Marquise    | DE  | 6-6  | 300 | 08/07/82 | 2  | Louisiana State       | New Orleans, La.       |
| 27 | Hobbs, Ellis      | CB  | 5-9  | 188 | 05/16/83 | R  | Iowa State            | DeSoto, Texas          |
| 71 | Hochstein, Russ   | G   | 6-4  | 305 | 10/07/77 | 5  | Nebraska              | Hartington, Neb.       |
| 53 | Izzo, Larry       | LB  | 5-10 | 228 | 09/26/74 | 10 | Rice                  | Houston, Texas         |
| 81 | Johnson, Bethel   | WR  | 5-11 | 200 | 02/11/79 | 3  | Texas A&M             | Corsicana, Texas       |
| 77 | Kaczur, Nick      | T   | 6-4  | 319 | 07/28/79 | R  | Toledo                | Brantford, Ontario     |
| 90 | Klecko, Dan       | DL  | 5-11 | 275 | 01/12/81 | 3  | Temple                | Colts Neck, N.J.       |
| 67 | Koppen, Dan       | C   | 6-2  | 296 | 09/12/79 | 3  | Boston College        | Whitehall, Pa.         |
| 72 | Light, Matt       | T   | 6-4  | 305 | 06/23/78 | 5  | Purdue                | Greenville, Ohio       |
| 70 | Mankins, Logan    | OL  | 6-4  | 307 | 03/10/82 | R  | Fresno State          | Catheys Valley, Calif. |
| 55 | McGinest, Willie  | LB  | 6-5  | 270 | 12/11/71 | 12 | Southern California   | Long Beach, Calif.     |
| 8  | Miller, Josh      | P   | 6-4  | 225 | 07/14/70 | 10 | Arizona               | Rockaway, N.Y.         |
| 64 | Mruczkowski, Gene | G/C | 6-2  | 305 | 06/06/80 | 3  | Purdue                | Cleveland, Ohio        |
| 61 | Neal, Stephen     | G   | 6-4  | 305 | 10/09/76 | 4  | Cal State-Bakersfield | San Diego, Calif.      |
| 35 | Pass, Patrick     | FB  | 5-10 | 217 | 12/31/77 | 6  | Georgia               | Tucker, Ga.            |
| 66 | Paxton, Lonie     | LS  | 6-2  | 260 | 03/13/78 | 6  | Sacramento State      | Corona, Calif.         |
| 38 | Poole, Tyrone     | CB  | 5-8  | 188 | 02/03/72 | 10 | Fort Valley State     | LaGrange, Ga.          |
| 22 | Samuel, Asante    | CB  | 5-10 | 185 | 01/06/81 | 3  | Central Florida       | Ft. Lauderdale, Fla.   |
| 36 | Sanders, James    | S   | 5-10 | 207 | 11/11/83 | R  | Fresno State          | Porterville, Calif.    |
| 30 | Scott, Chad       | CB  | 6-1  | 202 | 09/06/74 | 9  | Maryland              | Capitol Heights, Md.   |
| 29 | Scott, Guss       | S   | 5-10 | 205 | 05/21/82 | 2  | Florida               | Jacksonville, Fla.     |
| 93 | Seymour, Richard  | DL  | 6-6  | 310 | 10/06/79 | 5  | Georgia               | Gadsden, S.C.          |
| 23 | Starks, Duane     | CB  | 5-10 | 174 | 05/23/74 | 8  | Miami (Fla.)          | Miami, Fla.            |
| 24 | Stone, Michael    | S   | 6-0  | 201 | 02/13/78 | 5  | Memphis               | Southfield, Mich.      |
| 4  | Vinatieri, Adam   | K   | 6-0  | 202 | 12/28/72 | 10 | South Dakota State    | Rapid City, S.D.       |
| 50 | Vrabel, Mike      | LB  | 6-4  | 261 | 08/14/75 | 9  | Ohio State            | Akron, Ohio            |
| 94 | Warren, Ty        | DL  | 6-5  | 300 | 02/06/81 | 3  | Texas A&M             | Bryan, Texas           |
| 84 | Watson, Benjamin  | TE  | 6-3  | 253 | 12/18/80 | 2  | Georgia               | Rock Hill, S.C.        |
| 75 | Wilfork, Vince    | DL  | 6-2  | 325 | 11/04/81 | 2  | Miami (Fla.)          | Boynton Beach, Fla.    |
| 26 | Wilson, Eugene    | DB  | 5-10 | 195 | 08/17/80 | 3  | Illinois              | Merrillville, Ind.     |
| 99 | Wright, Mike      | DL  | 6-4  | 295 | 03/01/82 | R  | Cincinnati            | Cincinnati, Ohio       |
| 31 | Zereoue, Amos     | RB  | 5-8  | 205 | 10/08/76 | 7  | West Virginia         | Hempstead, N.Y.        |

## PRACTICE SQUAD

|    |                   |    |      |     |          |   |                 |                            |
|----|-------------------|----|------|-----|----------|---|-----------------|----------------------------|
| 49 | Alexander, Eric   | LB | 6-2  | 240 | 02/08/82 | 2 | Louisiana State | Port Arthur, Texas         |
| 65 | Britt, Wesley     | T  | 6-8  | 314 | 11/21/81 | R | Alabama         | Cullman, Ala.              |
| 13 | Childress, Bam    | WR | 5-10 | 185 | 03/31/82 | R | Ohio State      | Warrensville Heights, Ohio |
| 60 | Krug, Ryan        | G  | 6-4  | 304 | 06/07/82 | R | Connecticut     | Pine Beach, N.J.           |
| 14 | Sam, P.K.         | WR | 6-3  | 210 | 02/26/83 | 2 | Florida State   | Buford, Ga.                |
| 92 | Thomas, Santonio  | DL | 6-4  | 308 | 07/02/81 | R | Miami (Fla.)    | Belle Glade, Fla.          |
| 41 | Ventrone, Raymond | S  | 5-10 | 200 | 10/21/82 | R | Villanova       | Pittsburgh, Pa.            |
| 74 | Yates, Billy      | G  | 6-2  | 305 | 04/15/80 | 2 | Texas A&M       | Fort Worth, Texas          |

## HEAD COACH: BILL BELICHICK

**ASSISTANTS:** Joel Collier, Assistant Secondary; Brian Daboll, Wide Receivers; Ivan Fears, Running Backs; Pepper Johnson, Defensive Line; Eric Mangini, Defensive Coordinator; Pete Mangurian, Tight Ends; Josh McDaniels, Quarterbacks; Harold Nash, Assistant Strength and Conditioning; Matt Patricia, Assistant Offensive Line; Dean Pees, Linebackers; Dante Scarnecchia, Assistant Head Coach/Offensive Line; Bryan Seely, Special Teams; Mike Woicik, Strength and Conditioning.



THREE-TIME SUPER BOWL CHAMPIONS





# 2005 NUMERICAL ROSTER

October 3, 2005

| #  | NAME             | POS | HT   | WT  | AGE | YR | COLLEGE               | HOW ACQ.     | P/S/D/I |
|----|------------------|-----|------|-----|-----|----|-----------------------|--------------|---------|
| 2  | Doug Flutie      | QB  | 5-10 | 180 | 42  | 12 | Boston College        | FA (SD)-05   | 0/0/4/0 |
| 4  | Adam Vinatieri   | K   | 6-0  | 202 | 32  | 10 | South Dakota State    | FA-96        | 4/0/0/0 |
| 8  | Josh Miller      | P   | 6-4  | 225 | 35  | 10 | Arizona               | FA (PIT)-04  | 4/0/0/0 |
| 12 | Tom Brady        | QB  | 6-4  | 225 | 28  | 6  | Michigan              | D6b-00       | 4/4/0/0 |
| 16 | Matt Cassel      | QB  | 6-4  | 222 | 23  | R  | Southern California   | D7a-05       | 1/0/0/3 |
| 21 | Randall Gay      | CB  | 5-11 | 186 | 23  | 2  | Louisiana State       | FA-04        | 2/1/0/2 |
| 22 | Asante Samuel    | CB  | 5-10 | 185 | 24  | 3  | Central Florida       | D4b-03       | 4/4/0/0 |
| 23 | Duane Starks     | CB  | 5-10 | 174 | 31  | 8  | Miami (Fla.)          | TR (ARZ)-05  | 3/2/0/1 |
| 24 | Michael Stone    | S   | 6-0  | 201 | 27  | 5  | Memphis               | FA (STL)-05  | 1/0/0/0 |
| 26 | Eugene Wilson    | DB  | 5-10 | 195 | 25  | 3  | Illinois              | D2a-03       | 4/4/0/0 |
| 27 | Ellis Hobbs      | CB  | 5-9  | 188 | 22  | R  | Iowa State            | D3a-05       | 4/0/0/0 |
| 28 | Corey Dillon     | RB  | 6-1  | 225 | 30  | 9  | Washington            | TR (CIN)-04  | 4/4/0/0 |
| 29 | Guss Scott       | S   | 5-10 | 205 | 23  | 2  | Florida               | D3-04        | 4/1/0/0 |
| 30 | Chad Scott       | CB  | 6-1  | 202 | 31  | 9  | Maryland              | FA (PIT)-05  | 3/0/0/1 |
| 31 | Amos Zereoue     | RB  | 5-8  | 205 | 29  | 7  | West Virginia         | FA-05        | 1/0/0/0 |
| 33 | Kevin Faulk      | RB  | 5-8  | 202 | 29  | 7  | Louisiana State       | D2-99        | 3/0/0/1 |
| 35 | Patrick Pass     | FB  | 5-10 | 217 | 27  | 6  | Georgia               | D7b-00       | 4/0/0/0 |
| 36 | James Sanders    | S   | 5-10 | 207 | 21  | R  | Fresno State          | D4-05        | 0/0/0/4 |
| 38 | Tyrone Poole     | CB  | 5-8  | 188 | 33  | 10 | Fort Valley State     | UFA (DEN)-03 | 1/1/0/3 |
| 48 | Tully Banta-Cain | LB  | 6-2  | 250 | 25  | 3  | California            | D7b-03       | 2/0/0/2 |
| 50 | Mike Vrabel      | LB  | 6-4  | 261 | 30  | 9  | Ohio State            | UFA (PIT)-01 | 4/4/0/0 |
| 51 | Don Davis        | LB  | 6-1  | 235 | 32  | 10 | Kansas                | UFA (STL)-03 | 4/0/0/0 |
| 52 | Monty Beisel     | LB  | 6-3  | 238 | 27  | 5  | Kansas State          | UFA (KC)-05  | 4/4/0/0 |
| 53 | Larry Izzo       | LB  | 5-10 | 228 | 31  | 10 | Rice                  | UFA (MIA)-01 | 4/0/0/0 |
| 55 | Willie McGinest  | LB  | 6-5  | 270 | 33  | 12 | Southern California   | D1-94        | 4/4/0/0 |
| 58 | Matt Chatham     | LB  | 6-4  | 250 | 27  | 6  | South Dakota          | CW-00        | 4/0/0/0 |
| 59 | Rosevelt Colvin  | LB  | 6-3  | 250 | 28  | 7  | Purdue                | UFA (CHI)-03 | 4/0/0/0 |
| 61 | Stephen Neal     | G   | 6-4  | 305 | 29  | 4  | Cal State-Bakersfield | FA-01        | 4/4/0/0 |
| 64 | Gene Mruczkowski | G/C | 6-2  | 305 | 25  | 3  | Purdue                | FA-03        | 0/0/0/1 |
| 66 | Lonie Paxton     | LS  | 6-2  | 260 | 27  | 6  | Sacramento State      | FA-00        | 4/0/0/0 |
| 67 | Dan Koppen       | C   | 6-2  | 296 | 26  | 3  | Boston College        | D5-03        | 4/4/0/0 |
| 68 | Tom Ashworth     | T   | 6-6  | 305 | 27  | 4  | Colorado              | FA-01        | 4/4/0/0 |
| 70 | Logan Mankins    | OL  | 6-4  | 307 | 23  | R  | Fresno State          | D1-05        | 4/4/0/0 |
| 71 | Russ Hochstein   | G   | 6-4  | 305 | 28  | 5  | Nebraska              | FA-03        | 4/0/0/0 |
| 72 | Matt Light       | T   | 6-4  | 305 | 27  | 5  | Purdue                | D2-01        | 3/3/0/1 |
| 75 | Vince Wilfork    | DL  | 6-2  | 325 | 24  | 2  | Miami (Fla.)          | D1a-04       | 4/4/0/0 |
| 76 | Brandon Gorin    | T   | 6-6  | 308 | 27  | 4  | Purdue                | FA-03        | 0/0/1/3 |
| 77 | Nick Kaczur      | T   | 6-4  | 319 | 26  | R  | Toledo                | D3b-05       | 4/1/0/0 |
| 80 | Troy Brown       | WR  | 5-10 | 196 | 34  | 13 | Marshall              | D8-93        | 4/0/0/0 |
| 81 | Bethel Johnson   | WR  | 5-11 | 200 | 25  | 3  | Texas A&M             | D2b-03       | 2/0/0/2 |
| 82 | Daniel Graham    | TE  | 6-3  | 257 | 25  | 4  | Colorado              | D1-02        | 4/4/0/0 |
| 83 | Deion Branch     | WR  | 5-9  | 193 | 26  | 4  | Louisville            | D2-02        | 4/4/0/0 |
| 84 | Benjamin Watson  | TE  | 6-3  | 253 | 29  | 2  | Georgia               | D1b-04       | 4/3/0/0 |
| 86 | Tim Dwight       | WR  | 5-8  | 180 | 30  | 8  | Iowa                  | FA-05        | 4/0/0/0 |
| 87 | David Givens     | WR  | 6-0  | 215 | 25  | 4  | Notre Dame            | D7b-02       | 4/3/0/0 |
| 88 | Christian Fauria | TE  | 6-4  | 250 | 34  | 11 | Colorado              | UFA (SEA)-02 | 4/2/0/0 |
| 90 | Dan Klecko       | DL  | 5-11 | 275 | 24  | 3  | Temple                | D4a-03       | 3/0/0/1 |
| 91 | Marquise Hill    | DE  | 6-6  | 300 | 23  | 2  | Louisiana State       | D2-04        | 2/0/0/2 |
| 93 | Richard Seymour  | DL  | 6-6  | 310 | 26  | 5  | Georgia               | D1-01        | 4/4/0/0 |
| 94 | Ty Warren        | DL  | 6-5  | 300 | 24  | 3  | Texas A&M             | D1-03        | 4/4/0/0 |
| 97 | Jarvis Green     | DL  | 6-3  | 290 | 26  | 4  | Louisiana State       | D4b-02       | 4/1/0/0 |
| 98 | Chad Brown       | LB  | 6-2  | 245 | 35  | 13 | Colorado              | FA (SEA)-05  | 4/3/0/0 |
| 99 | Mike Wright      | DL  | 6-4  | 295 | 23  | R  | Cincinnati            | FA-05        | 3/0/1/0 |

## RESERVE / PHYSICALLY UNABLE TO PERFORM

|    |              |    |     |     |    |    |         |       |         |
|----|--------------|----|-----|-----|----|----|---------|-------|---------|
| 54 | Tedy Bruschi | LB | 6-1 | 247 | 32 | 10 | Arizona | D3-96 | 0/0/0/0 |
|----|--------------|----|-----|-----|----|----|---------|-------|---------|

## RESERVE / INJURED

|    |                 |    |     |     |    |    |                  |            |         |
|----|-----------------|----|-----|-----|----|----|------------------|------------|---------|
| 47 | Ryan Claridge   | LB | 6-2 | 254 | 24 | R  | Nevada-Las Vegas | D5-05      | -/-/-   |
| 37 | Rodney Harrison | S  | 6-1 | 220 | 32 | 12 | Western Illinois | FA (SD)-03 | 3/3/0/0 |
| 15 | Michael McGrew  | WR | 6-2 | 201 | 23 | R  | Virginia         | FA-05      | -/-/-   |

## HEAD COACH: BILL BELICHICK

**ASSISTANTS:** Joel Collier, Assistant Secondary; Brian Daboll, Wide Receivers; Ivan Fears, Running Backs; Pepper Johnson, Defensive Line; Eric Mangini, Defensive Coordinator; Pete Mangurian, Tight Ends; Josh McDaniels, Quarterbacks; Harold Nash, Assistant Strength and Conditioning; Matt Patricia, Assistant Offensive Line; Dean Pees, Linebackers; Dante Scarnecchia, Assistant Head Coach/Offensive Line; Brad Seely, Special Teams; Mike Woicik, Strength and Conditioning.

Ages as of Oct. 9, 2005



THREE-TIME SUPER BOWL CHAMPIONS







# 2005 TRANSACTIONS

## FEBRUARY, 2005

|      |                         |                                |
|------|-------------------------|--------------------------------|
| 2/4  | Billy Yates.....        | Signed to active roster        |
| 2/12 | Eric Mangini.....       | Named Defensive Coord.         |
| 2/16 | Ike Charlton.....       | Signed                         |
|      | Lance Nimmo.....        | Signed from practice squad     |
|      | Buck Rasmussen.....     | Signed from practice squad     |
|      | Mark Bartosic.....      | Signed/allocated NFL Europe    |
|      | Ricky Bryant.....       | Signed/allocated NFL Europe    |
|      | Kory Chapman.....       | Signed/allocated NFL Europe    |
|      | Cedric James.....       | Signed/allocated NFL Europe    |
|      | Grant Steen.....        | Signed/allocated NFL Europe    |
|      | Joel Jacobs.....        | Allocated to NFL Europe        |
| 2/23 | Joel Collier.....       | Named Asst. Secondary Coach    |
|      | Harold Nash.....        | Named Asst. Str. & Cond. Coach |
|      | Earthwind Moreland..... | Released                       |
|      | Buck Rasmussen.....     | Released                       |
|      | Wilbert Brown.....      | Released                       |
|      | Zeron Flemister.....    | Released                       |
| 2/25 | Ty Law.....             | Released                       |
| 2/28 | Roman Phifer.....       | Released                       |

## MARCH, 2005

|      |                     |                          |
|------|---------------------|--------------------------|
| 3/4  | Duane Starks.....   | Acquired via Trade (ARZ) |
| 3/7  | Pete Mangurian..... | Named Tight Ends Coach   |
|      | Patrick Pass.....   | Re-Signed                |
| 3/8  | Stephen Neal.....   | Re-Signed                |
| 3/13 | Tim Dwight.....     | Signed                   |
| 3/15 | Tom Ashworth.....   | Re-Signed                |
| 3/22 | Don Davis.....      | Re-Signed                |
| 3/24 | Ethan Kelley.....   | Re-Signed                |

## APRIL, 2005

|      |  |                              |
|------|--|------------------------------|
| 4/5  | David Terrell.....   | Signed                       |
| 4/14 | Monty Beisel.....  | Signed                       |
| 4/18 | Wesly Mallard.....   | Signed                       |
| 4/23 | Logan Mankins.....   | Drafted                      |
|      | Ellis Hobbs.....   | Drafted                      |
|      | Nick Kaczur.....   | Drafted                      |
| 4/24 | James Sanders.....   | Drafted                      |
|      | Ryan Claridge.....   | Drafted                      |
|      | Matt Cassel.....   | Drafted                      |
|      | Andy Stokes.....   | Drafted                      |
| 4/26 | Chad Scott.....  | Signed                       |
| 4/29 | Doug Flutie.....   | Signed                       |
|      | DeCori Birmingham, Travis Conway, Kyle Eckel, Robbie Gould, Ryan Krug, Mike Lorenz, Matt Phillips, Andre Torrey, Raymond Ventrone and Mike Wright..... | Signed as rookie free agents |
| 4/30 | Earl Charles, Michael McGrew, Michael Rogers and Santonio Thomas.....  | Signed as rookie free agents |
|      | Rhett Kopp.....  | Signed                       |
|      | DeMarco McNeil.....  | Signed                       |

## MAY, 2005

|      |                     |                                   |
|------|---------------------|-----------------------------------|
| 5/2  | Matt Phillips.....  | Released                          |
| 5/4  | Keith Traylor.....  | Released                          |
| 5/6  | Michael Rogers..... | Released                          |
|      | Mark Bartosic.....  | Released                          |
| 5/10 | Chad Brown.....     | Signed                            |
| 5/12 | Victor Leyva.....   | Signed                            |
| 5/18 | Otis Smith.....     | Signed and placed on Res./Retired |
| 5/23 | Troy Brown.....     | Re-Signed                         |

## JUNE, 2005

|      |                     |          |
|------|---------------------|----------|
| 6/1  | Lance Nimmo.....    | Released |
|      | Chris Redman.....   | Released |
| 6/6  | Antuan Edwards..... | Signed   |
| 6/9  | Ike Charlton.....   | Released |
| 6/10 | Andy Stokes.....    | Signed   |
| 6/15 | Travis Conway.....  | Released |
|      | Mike Lorenz.....    | Released |
| 6/28 | Bryan Anderson..... | Signed   |
|      | Chad Morton.....    | Signed   |
|      | Matt Cassel.....    | Signed   |
|      | Ryan Claridge.....  | Signed   |

## JULY, 2005

|      |   |                                |
|------|---|--------------------------------|
| 7/15 | Scott Pioli.....  | Signed to a contract extension |
| 7/20 | Nick Kaczur.....  | Signed                         |
|      | James Sanders.....  | Signed                         |
| 7/22 | Ellis Hobbs.....  | Signed                         |
|      | DeCori Birmingham.....  | Released                       |
| 7/23 | Earl Charles.....   | Released                       |
| 7/24 | Bam Childress.....  | Signed                         |
|      | DeMarco McNeil.....   | Released                       |
| 7/25 | Logan Mankins.....  | Signed                         |
| 7/27 | Michael McGrew.....   | Released                       |
| 7/28 | Ted Johnson.....  | Retired                        |
|      | Rich Musinski.....  | Signed                         |
|      | Bryan Anderson, Tedy Bruschi, Tim Dwight, Chad Morton and Bethel Johnson..... | Placed on PUP list             |
|      | Ethan Kelley.....   | Placed on NFI list             |
| 7/29 | Eugene Baker.....   | Signed                         |
|      | Bryan Anderson.....   | Released                       |
| 7/31 | Jason Anderson.....   | Signed                         |

## AUGUST, 2005

|      |  |                             |
|------|--|-----------------------------|
| 8/1  | Tim Dwight.....  | Activated from PUP list     |
|      | Ethan Kelley.....  | Released                    |
|      | Jake Schifino.....   | Released                    |
| 8/2  | Mario Monds.....   | Signed                      |
| 8/3  | Tom Sverchek.....  | Signed                      |
|      | Rich Musinski.....   | Released                    |
| 8/5  | Ricky Bryant.....  | Released                    |
| 8/8  | Matt Brandt.....   | Signed                      |
|      | Andy Stokes.....   | Released                    |
| 8/9  | Matt Brandt.....   | Released                    |
| 8/14 | Mario Monds.....   | Released                    |
| 8/15 | Ifo Pili.....  | Signed                      |
|      | Ryan Claridge.....   | Placed on Reserve / Injured |
| 8/21 | Rhett Kopp.....  | Released                    |
| 8/22 | Andre' Davis.....  | Acquired via Trade (CLV)    |
| 8/24 | Eugene Baker.....  | Released                    |
| 8/25 | Antuan Edwards.....  | Released                    |
| 8/29 | Rohan Davey, Cedric Cobbs and Dexter Reid.....   | Released                    |
| 8/30 | Jason Anderson, Robbie Gould, Ryan Krug, Chad Morton, Ifo Pili, Hank Poteat and Santonio Thomas..... | Released                    |
|      | Bethel Johnson.....  | Activated from PUP list     |
|      | Michael McGrew.....  | Placed on Reserve / Injured |

## SEPTEMBER, 2005

|      |  |                              |
|------|--|------------------------------|
| 9/3  | Eric Alexander, Rodney Bailey, Kory Chapman, Bam Childress, Kyle Eckel, Joel Jacobs, Victor Leyva, Gene Mruczkowski, Jeff Roehl, P.K. Sam, Grant Steen, Tom Sverchek, David Terrell, Andre Torrey, Raymond Ventrone, Jed Weaver and Billy Yates..... | Released                     |
| 9/4  | Eric Alexander, Kory Chapman, Bam Childress, Ryan Krug, Jared Newberry, Raymond Ventrone and Billy Yates.....  | Signed to the Practice Squad |
| 9/5  | Wesley Britt.....  | Signed to the Practice Squad |
| 9/7  | Andre Torrey.....  | Signed to the Practice Squad |
|      | Raymond Ventrone.....  | Released from Practice Squad |
| 9/8  | P.K. Sam.....  | Signed to the Practice Squad |
|      | Ryan Krug.....   | Released from Practice Squad |
| 9/9  | Raymond Ventrone.....  | Signed to the Practice Squad |
|      | Andre Torrey.....  | Released from Practice Squad |
| 9/21 | Santonio Thomas.....   | Signed to the Practice Squad |
| 9/27 | Rodney Harrison.....   | Placed on Reserve / Injured  |
|      | Wesly Mallard.....   | Released                     |
| 9/28 | Gene Mruczkowski, Michael Stone and Amos Zereoue.....  | Signed                       |
|      | Andre' Davis.....  | Released                     |
|      | Ryan Krug.....   | Signed to the Practice Squad |
|      | Jared Newberry.....  | Released from Practice Squad |



THREE-TIME SUPER BOWL CHAMPIONS





# PATRIOTS IN CONTEXT

## THREE NFL TITLES OVER A FOUR-YEAR SPAN

| Team                 | Era          | Champ. Seasons   |
|----------------------|--------------|------------------|
| New England Patriots | 2001-Present | 2001, 2003, 2004 |
| Dallas Cowboys       | 1992-1995    | 1992, 1993, 1995 |
| Green Bay Packers    | 1965-1967    | 1965, 1966, 1967 |
| Chicago Bears        | 1940-1943    | 1940, 1941, 1943 |
| Green Bay Packers    | 1929-1931    | 1929, 1930, 1931 |

**NOTE:** NFL Champions have been determined as follows – First-place team in the final standings (1920-32); Winner of the NFL championship game (1933-65); Winner of the Super Bowl (1966-present).

## BACK-TO-BACK SUPER BOWL CHAMPIONS

| Team | Seasons   | Championship Game Results   |
|------|-----------|---|
| NE   | 2003-2004 | Def. Carolina in Super Bowl XXXVIII, 32-29<br>Def. Philadelphia in Super Bowl XXXIX, 24-21<br>Def. Green Bay in Super Bowl XXXII, 31-24 |
| DEN  | 1997-1998 | Def. Atlanta in Super Bowl XXXIII, 34-19<br>Def. Buffalo in Super Bowl XXVII, 52-17   |
| DAL  | 1992-1993 | Def. Buffalo in Super Bowl XXVII, 30-13<br>Def. Cincinnati in Super Bowl XXIII, 20-16   |
| SF   | 1988-1989 | Def. Denver in Super Bowl XXIV, 55-10<br>Def. Dallas in Super Bowl XIII, 35-31  |
| PIT  | 1978-1979 | Def. L.A. Rams in Super Bowl XIV, 31-19<br>Def. Minnesota in Super Bowl IX, 16-6  |
| PIT  | 1974-1975 | Def. Dallas in Super Bowl X, 21-17<br>Def. Washington in Super Bowl VII, 14-7   |
| MIA  | 1972-1973 | Def. Minnesota in Super Bowl VIII, 24-7<br>Def. Kansas City in Super Bowl I, 35-10  |
| GB   | 1966-1967 | Def. Oakland in Super Bowl II, 33-14  |

**NOTE:** There were eight back-to-back NFL champions in the pre-Super Bowl Era (1920-1965). In addition to those eight occurrences, Green Bay won three titles in a row from 1929-1931 and also won three consecutive titles from 1965-1967 (including the 1965 NFL championship game and the first two Super Bowls in 1966 and 1967). No team has won three consecutive Super Bowls.

## ALL-TIME SUPER BOWL VICTORIES

| Team                 | Titles | Championship Seasons         |
|----------------------|--------|------------------------------|
| Dallas Cowboys       | 5      | 1971, 1977, 1992, 1993, 1995 |
| San Francisco 49ers  | 5      | 1981, 1984, 1988, 1989, 1994 |
| Pittsburgh Steelers  | 4      | 1974, 1975, 1978, 1979       |
| New England Patriots | 3      | 2001, 2003, 2004             |
| Green Bay Packers    | 3      | 1966, 1967, 1996             |
| Washington Redskins  | 3      | 1982, 1987, 1991             |
| Oakland/L.A. Raiders | 3      | 1976, 1980, 1983             |
| Denver Broncos       | 2      | 1997, 1998                   |
| New York Giants      | 2      | 1986, 1990                   |
| Miami Dolphins       | 2      | 1972, 1973                   |

**NOTE:** Teams are sorted by most recent championship season

## PRO FOOTBALL'S LONGEST WINNING STREAKS

Includes postseason games

| Wins | Team                 | Years   | League |
|------|----------------------|---------|--------|
| 21   | New England Patriots | 2003-04 | NFL    |
| 18   | Denver Broncos       | 1997-98 | NFL    |
| 18   | San Francisco 49ers  | 1989-90 | NFL    |
| 18   | Miami Dolphins       | 1972-73 | NFL    |
| 18   | Cleveland Browns     | 1947-48 | AAFC   |
| 18   | Chicago Bears        | 1941-42 | NFL    |
| 18   | Chicago Bears        | 1933-34 | NFL    |
| 17   | Oakland Raiders      | 1976-77 | NFL    |

Includes teams from the NFL (1920-Present), All American Football Conference (1946-49) and American Football League (1960-69).

## NFL'S ALL-TIME BEST SINGLE-SEASON RECORDS

(Regular-season and postseason only)

| Year | Team     | Total | Reg  | Post |
|------|----------|-------|------|------|
| 1985 | Bears    | 18-1  | 15-1 | 3-0  |
| 1984 | 49ers    | 18-1  | 15-1 | 3-0  |
| 1972 | Dolphins | 17-0  | 14-0 | 3-0  |
| 2004 | Patriots | 17-2  | 14-2 | 3-0  |
| 2003 | Patriots | 17-2  | 14-2 | 3-0  |
| 1998 | Broncos  | 17-2  | 14-2 | 3-0  |
| 1991 | Redskins | 17-2  | 14-2 | 3-0  |
| 1989 | 49ers    | 17-2  | 14-2 | 3-0  |
| 1986 | Giants   | 17-2  | 14-2 | 3-0  |
| 1978 | Steelers | 17-2  | 14-2 | 3-0  |

## CLOSEST SUPER BOWL GAMES

| Season | Game    | Winner      | Loser      | Score | Margin |
|--------|---------|-------------|------------|-------|--------|
| 1990   | XXV     | NYG         | BUF        | 20-19 | 1      |
| 2004   | XXXIX   | NE          | PHI        | 24-21 | 3      |
| 2003   | XXXVIII | NE          | CAR        | 32-29 | 3      |
| 2001   | XXXVI   | NE          | STL (Rams) | 20-17 | 3      |
| 1970   | V       | BAL (Colts) | DAL        | 16-13 | 3      |
| 1988   | XXIII   | SF          | CIN        | 20-16 | 4      |
| 1978   | XIII    | PIT         | DAL        | 35-31 | 4      |
| 1975   | X       | PIT         | DAL        | 21-17 | 4      |

## MOST VICTORIES IN A TWO-YEAR SPAN

Including regular-season and playoff games

| Team | Wins | Seasons   | Year 1 | Year 2 | Record | Pct. |
|------|------|-----------|--------|--------|--------|------|
| NE   | 34   | 2003-2004 | 17-2   | 17-2   | 34-4   | .895 |
| DEN  | 33   | 1997-1998 | 16-4   | 17-2   | 33-6   | .846 |
| MIA  | 32   | 1972-1973 | 17-0   | 15-2   | 32-2   | .941 |
| CHI  | 32   | 1985-1986 | 18-1   | 14-3   | 32-4   | .889 |
| SF   | 32   | 1989-1990 | 17-2   | 15-3   | 32-5   | .865 |
| PIT  | 32   | 1978-1979 | 17-2   | 15-4   | 32-6   | .842 |

## ALL-TIME NFL POSTSEASON STANDINGS

(Minimum 10 Postseason Games, Since 1920)

| Team                 | W  | L  | Pct. |
|----------------------|----|----|------|
| Green Bay Packers    | 24 | 14 | .632 |
| New England Patriots | 16 | 10 | .615 |
| San Francisco 49ers  | 25 | 17 | .595 |
| Washington Redskins  | 22 | 15 | .595 |
| Dallas Cowboys       | 32 | 22 | .593 |

## NFL'S LONGEST POSTSEASON WINNING STREAKS

| Team                 | Consec. Wins | Seasons          |
|----------------------|--------------|------------------|
| New England Patriots | 9            | 2001, 2003-04    |
| Green Bay Packers    | 9            | 1961-62, 1965-67 |
| Denver Broncos       | 7            | 1997-98          |
| Dallas Cowboys       | 7            | 1992-94          |
| San Francisco 49ers  | 7            | 1988-90          |
| Pittsburgh Steelers  | 7            | 1974-76          |

## ALL-TIME SUPER BOWL APPEARANCES

(Since 1966)

| Team                 | Conference | No. |
|----------------------|------------|-----|
| Dallas Cowboys       | N          | 8   |
| Denver Broncos       | A          | 6   |
| New England Patriots | A          | 5   |
| Miami Dolphins       | A          | 5   |
| Pittsburgh Steelers  | A          | 5   |
| Oakland/L.A. Raiders | A          | 5   |
| San Francisco 49ers  | N          | 5   |
| Washington Redskins  | N          | 5   |

## SUPER BOWL APPEARANCES IN LAST 20 YRS

(Since 1985)

| Team                 | Conference | No. |
|----------------------|------------|-----|
| New England Patriots | A          | 5   |
| Denver Broncos       | A          | 5   |
| Buffalo Bills        | A          | 4   |
| Dallas Cowboys       | N          | 3   |
| New York Giants      | N          | 3   |
| San Francisco 49ers  | N          | 3   |

## SUPER BOWL APPEARANCES IN LAST 10 YRS

(Since 1995)

| Team                 | Conference | No. |
|----------------------|------------|-----|
| New England Patriots | A          | 4   |
| Denver Broncos       | A          | 2   |
| Green Bay Packers    | N          | 2   |
| St. Louis Rams       | N          | 2   |



THREE-TIME SUPER BOWL CHAMPIONS





# INSIDE THE NUMBERS

## VINATIERI'S AT HOME IN THE DOME

**34-for-34**

Adam Vinatieri's career field goal numbers in the regular season and playoffs in domes that have artificial turf, as the Georgia Dome does.

**38-for-42**

Vinatieri's career field goal numbers indoors (90 percent). The only domed stadium in which he has missed is Reliant Stadium in Houston, where he is 4-for-8.

**13-for-13**

Vinatieri's success rate on field goals of more than 40 yards in domes. His longest indoor field goal is 55 yards.

**44-for-44**

Vinatieri's success rate on extra points in domed stadiums, raising his overall kicking total to 82-for-86 indoors (95.3 percent).

## DOME SWEET DOME

**8**

The number of consecutive victories the Patriots have earned in games played in domed stadiums, including wins in Super Bowls XXXVI and XXXVIII. The Patriots have not lost a dome game since Thanksgiving Day, 2000 at Detroit.

**36.7**

The average number of points the Patriots have scored in their last three dome games (40, 32 and 38).

**8-0**

Tom Brady's record as a starter in dome games.

**16-6**

Tom Brady's touchdown-to-interception numbers in his career in games played indoors.

**97.4**

Tom Brady's career passer rating in games played indoors.

**4.8**

Corey Dillon's average number of yards-per-carry in his career in domes, exactly a half-yard above his overall career average (4.3). Dillon has run 213 times for 1,012 yards in 12 career indoor games.

## THE KRAFT ERA

**87-38**

The Patriots' record at home since 1994, including preseason, regular-season and postseason games.

**25-4**

The Patriots' record at Gillette Stadium, including regular-season and postseason games (.862 win pct).

**129-71**

The Patriots' record in preseason, regular-season and postseason games since 1996 (.645 win pct).

**93-55**

The Patriots' regular-season record since 1996 (.628 win pct).

**12-3**

The Patriots' postseason record since 1996 (.800 win pct).

## THE BELICHICK ERA

**64-29**

Bill Belichick's overall record as head coach of the Patriots, including the regular season and the playoffs.

**32-1**

Belichick's record with New England when his team scores 25 points or more.

**49-3**

Belichick's record with New England when his team scores 21 points or more.

## CONSECUTIVE STREAKS

**148**

Consecutive games in which Adam Vinatieri has played, the third longest streak in team history, behind only Raymond Clayborn (161) and Gino Cappelletti (152). Vinatieri has not missed a game in his 10-year career.

**66**

Consecutive games in which Tom Brady has started at quarterback, the longest consecutive starts streak on the team.

**35**

Consecutive games in which Dan Koppen has started at center, the second longest starting streak on the team.

**28**

Consecutive games in which Willie McGinest has started at outside linebacker, the longest consecutive starts streak on the Patriots defense.

**32**

Consecutive games played in which Deion Branch has recorded at least one reception.

**25**

Consecutive victories when producing a positive turnover differential.

**7**

Consecutive overtime wins (8 games including playoffs).

**247**

Consecutive Patriots games televised locally, including preseason, regular-season and postseason games.

**119**

Consecutive sellouts in Foxborough, including preseason, regular-season and postseason games.

**NOTE: All of the above streaks include regular-season games only, unless noted.**

## 2005 MILESTONES

**1**

The number of receptions needed by Troy Brown to pass Ben Coates (490 catches) for second place on the Patriots' all-time receptions list. Brown enters this week's game tied with Coates with 490 career catches.

**5**

The number of yards needed by Troy Brown to pass Irving Fryar (5,726 yards) for second place on the Patriots' all-time receiving yardage list. Brown enters this week's game with 5,722 career receiving yards.

**81**

The number of rushing yards needed by Corey Dillon to reach 10,000 yards for his career. Dillon would become the 18th player in NFL history to reach the milestone and the first to do so as a Patriot.

**45**

The number of points needed by kicker Adam Vinatieri to become the Patriots' all-time leading scorer. His current career total is 1,085 points. Gino Cappelletti (1960-70) holds the franchise record with 1,130 points.

**6**

The number of sacks needed by Willie McGinest to pass Julius Adams (79.5 sacks) for second place on the team's all-time sacks list.

**45**

The number of receptions Kevin Faulk needs to pass Tony Collins (261) for the most receptions by a running back in Patriots history.

**65**

The number of receiving yards needed by Faulk to reach 2,000 for his career. He could become just the third running back in Patriots history to achieve the milestone (Larry Garron, 2,502 and Tony Collins, 2,356).



**THREE-TIME SUPER BOWL CHAMPIONS**

