



EARLY DIVISION LEADERS TO BATTLE IN MILE HIGH CITY

MEDIA SCHEDULE

TUESDAY, OCTOBER 11

No Media Availability

WEDNESDAY, OCTOBER 12

10:45 – 11:10 a.m. Coach Belichick Press Conf.
(in Media Workroom)

11:10 – 11:55 a.m. Open Locker Room

11:40 – 11:55 a.m. Tom Brady Media Availability

Approx. 12:30 p.m. Media Availability at Practice

2:15 p.m. Al Wilson Conf. Call

2:45 p.m. Mike Shanahan Conf. Call

THURSDAY, OCTOBER 13

10:45 – 11:10 a.m. Coach Belichick Press Conf.
(in Media Workroom)

11:10 – 11:55 a.m. Open Locker Room

Approx. 12:30 p.m. Media Availability at Practice

FRIDAY, OCTOBER 14

10:30 – 11:00 a.m. Coach Belichick Press Conf.
(in Media Workroom)

11:00 – 11:45 a.m. Open Locker Room

Approx. 12:00 p.m. Media Availability at Practice

SATURDAY, OCTOBER 15

Travel to Denver – No Media Availability

SUNDAY, OCTOBER 16

4:15 p.m. Patriots at Denver Broncos

2005 PATRIOTS SCHEDULE

Thurs., Sept. 8	Oakland	W	30-20
Sun., Sept. 18	at Carolina	L	17-27
Sun., Sept. 25	at Pittsburgh	W	23-20
Sun., Oct. 2	San Diego	L	17-41
Sun., Oct. 9	at Atlanta	W	31-28
Sun., Oct. 16	at Denver	4:15	CBS
Sun., Oct. 23	BYE WEEK		
Sun., Oct. 30	Buffalo	8:30	ESPN
Mon., Nov. 7	Indianapolis	9:00	ABC
Sun., Nov. 13	at Miami	1:00	CBS
Sun., Nov. 20	New Orleans	1:00	Fox
Sun., Nov. 27	at Kansas City	1:00	CBS
Sun., Dec. 4	N.Y. Jets	4:15	CBS
Sun., Dec. 11	at Buffalo	1:00	CBS
Sat., Dec. 17	Tampa Bay	1:30	Fox
Mon., Dec. 26	at N.Y. Jets	9:00	ABC
Sun., Jan. 1	Miami	1:00	CBS

AFC EAST STANDINGS

Teams	W	L	T	Pct.	PF	PA
NEW ENGLAND3	2	0	.600	118	136
Miami Dolphins2	2	0	.500	82	71
Buffalo Bills2	3	0	.400	68	83
New York Jets2	3	0	.400	61	85

NEW ENGLAND PATRIOTS (3-2) at DENVER BRONCOS (4-1)

Sunday, Oct. 16, 2005 ★ Invesco Field at Mile High (76,125) ★ 4:15 p.m. EDT

The AFC East-leading Patriots will travel to Denver to face the AFC West-leading Broncos this week in their fourth consecutive game against a defending division champion. This week's game will conclude a stretch of four road games in five weeks – all coming against teams with records of .500 or better – and will also finish a run of four straight games against 2004 playoff teams. Following this week's contest, the Patriots will enter their bye week before returning to action with their AFC East opener against Buffalo on Oct. 30 in Foxborough.

But if they want to enjoy their bye week, the Patriots will first need to concentrate all of their energy on the Broncos, their third consecutive opponent with a running game ranked in the NFL's top three. Denver's two-pronged running attack, featuring Mike Anderson and Tatum Bell, is ranked second in the NFL averaging nearly 150 yards per game. The Broncos have won four consecutive games and have been victorious in five straight games at Invesco Field dating back to last season.

BROADCAST INFORMATION

TELEVISION: This week's game will be televised to a regional audience by CBS and can be seen in Boston on WBZ Channel 4. CBS' number one broadcasting crew will produce the game for the fourth consecutive week. **Jim Nantz** will handle play-by-play duties and will be joined by analyst **Phil Simms**. **Bonnie Bernstein** will provide sideline reports throughout the game.

RADIO: WBCN 104.1 FM is the flagship station for the Patriots Rock Radio Network. A complete listing of the network's 36 stations can be found in this press release. Play-by-play broadcaster **Gil Santos** is in his 29th season as the voice of the Patriots and will call the action along with Patriots Hall of Famer **Gino Cappelletti**. Santos and Cappelletti are celebrating their 22nd season as a broadcast tandem.

NATIONAL RADIO: This week's game will be broadcast nationally by the Sports USA Radio Network. **Larry Kahn** and **Terry Donahue** will call the game, while **Troy West** will contribute reports from the sideline.

GOING IN STRONG

Since 1996, the Patriots have compiled a 7-2 record in the week immediately preceding their bye. New England has won two straight and three of its last four pre-bye contests. Last season, the Patriots entered the bye week following a 23-12 victory over the Arizona Cardinals on Sept. 19. This season marks the second time in three years that the Patriots will have a bye week following a trip to Denver. In 2003, New England had a bye following a 30-26 victory over the Broncos in the Mile High City on Nov. 3, 2003.

PATRIOTS MEDIA WEB SITE

The Patriots' media-only Web site, located at <http://media.patriots.com>, will be updated for registered users throughout the season with all the latest media information, schedules, rosters and press releases. In addition to up-to-date information, the site's archives allow access to all of the Patriots media materials dating back to the 2002 season. The site also serves as the team's primary credentialing system.



MEDIA RELATIONS CONTACTS

Stacey James Exec. Director of Media Relations staceyj@patriots.com .. 508-384-9105

Casey O'Connell Asst. Director of Media Relations caseyo@patriots.com .. 508-384-9111

Michelle Murphy .. Media Relations Coordinator michelle@patriots.com .. 508-384-9119

Jared Puffer Media Relations Assistant jaredp@patriots.com .. 508-384-9195



THREE-TIME SUPER BOWL CHAMPIONS





PATRIOTS VS. BRONCOS

SERIES HISTORY

The Patriots and Broncos will play for the 10th time in the last 11 seasons and for the 38th time overall. New England has won three of the last five meetings in the series dating back to 1999. The teams last played on Nov. 3, 2003, and the Patriots came away with a 30-26 victory on Monday Night Football. New England has won two of the last three games it has played in Denver. The Patriots' recent run of success against Denver comes on the heels of a 10-game losing streak to the Broncos from 1984-98. The history between the teams dates back to the first days of the American Football League in 1960. The Patriots played the Broncos in the inaugural game of each franchise, a 13-10 Denver win on Sept. 9, 1960 at B.U. Field. The teams squared off twice a year in the decade prior to the AFL-NFL merger, with the Patriots taking a 10-7 advantage out of those games.



Regular Season – Broncos 22, Patriots 15

Date	Result	Score	H/A	Stadium
09/09/60	L	10-13	H	Boston University Field
10/23/60	L	24-31	A	Bears Stadium
09/16/61	W	45-17	H	Boston University Field
12/03/61	W	28-24	A	Bears Stadium
09/21/62	W	41-16	H	Boston University Field
11/11/62	W	33-29	A	Bears Stadium
09/29/63	L	10-14	A	Bears Stadium
10/18/63	W	40-21	H	Fenway Park
10/04/64	W	39-10	A	Bears Stadium
11/20/64	W	12-7	H	Fenway Park
09/24/65	L	10-27	H	Fenway Park
12/12/65	W	28-20	A	Bears Stadium
09/18/66	W	24-10	A	Bears Stadium
11/06/66	L	10-17	H	Fenway Park
09/03/67	L	21-26	A	Bears Stadium
09/29/68	W	20-17	A	Bears Stadium
11/03/68	L	14-35	H	Fenway Park
09/14/69	L	7-35	A	Mile High Stadium
12/17/72	L	21-45	A	Mile High Stadium
11/28/76	W	38-14	H	Schaefer Stadium
11/11/79	L	10-45	A	Mile High Stadium
09/29/80	W	23-14	H	Schaefer Stadium
11/04/84	L	19-26	A	Mile High Stadium
09/28/86	L	20-27	A	Mile High Stadium
12/06/87	L	20-31	A	Mile High Stadium
12/17/88	L	10-21	A	Mile High Stadium
10/27/91	L	6-9	H	Foxboro Stadium
12/01/91	L	3-20	A	Mile High Stadium
10/08/95	L	3-37	H	Foxboro Stadium
11/17/96	L	8-34	H	Foxboro Stadium
10/06/97	L	13-34	A	Mile High Stadium
09/07/98	L	21-27	A	Mile High Stadium
10/24/99	W	24-23	H	Foxboro Stadium
10/01/00	W	28-19	A	Mile High Stadium
10/28/01	L	20-31	A	Invesco Field at Mile High
10/27/02	L	16-24	H	Gillette Stadium
11/03/03	W	30-26	A	Invesco Field at Mile High

Playoffs – Broncos 1, Patriots 0

Date	Result	Score	H/A	Stadium
01/04/87*	L	17-22	A	Mile High Stadium

SERIES BREAKDOWN (Including Playoffs)

Overall Record	15-22 (0-1 playoffs)
Record in New England.....	7-8
Record in Denver	8-14 (0-1 playoffs)
Total Points in the Series	Denver 898, Patriots 766
Bill Belichick vs. Denver	2-6 (2-2 with New England)
Mike Shanahan vs. New England	6-3

TALE OF THE TAPE

2005 Regular Season	New England	Denver
Record	3-2	4-1
Divisional Standings	1st	1st
Total Yards Gained	1,879	1,564
Total Offense (Rank)	375.8 (5)	312.8 (21)
Rush Offense	81.0 (24)	148.4 (2)
Pass Offense	294.8 (4)	164.4 (26)
Points Per Game	23.6	20.2
Total Yards Allowed	1,688	1,612
Total Defense (Rank)	337.6 (23)	322.4 (18)
Rush Defense	114.8 (20)	88.2 (5)
Pass Defense	222.8 (22)	234.2 (25)
Points Allowed/Game	27.2	17.4
Possession Avg.	30:18	31:02
Sacks Allowed/Yards Lost	7/63	8/57
Sacks Made/Yards	10/67	8/62
Passing TD/Int (off.)	7/5	5/3
Passing TD/Int (def.)	10/1	6/4
Total Touchdowns Scored	14	11
Penalties Against/Yards	44/395	27/221
Punts/Avg.	28/43.9	23/44.8
Turnover Differential	-6	+6

THE LAST MEETING: PATRIOTS 30, BRONCOS 26

November 3, 2003 ★ Invesco Field at Mile High (Att: 76,203)

	1	2	3	4	Final
New England Patriots	7	6	7	10	— 30
Denver Broncos	7	10	7	2	— 26

The Patriots escaped the Mile High City with a tight 30-26 come-from-behind victory over the Denver Broncos at Invesco Field at Mile High on Monday Night Football. In a back-and-forth battle, the Patriots secured the victory on a dramatic 18-yard touchdown pass from Tom Brady to David Givens with just 30 seconds left on the clock.

The biggest play of the game took place with the Patriots facing a 24-23 deficit and a fourth-and-10 situation from their own 1-yard line with 2:51 to play in the game. Rather than punt the ball to the Broncos and give them great field position, head coach Bill Belichick elected to call for an intentional safety, as Lonie Paxton snapped the ball out of the end zone to give Denver a 26-23 lead. Denver got the ball back on the ensuing free kick, but the New England defense held strong and forced the Broncos to punt the ball, giving the Patriots the ball at their own 42-yard line with 2:15 left in the game. Brady promptly drove the Patriots 58 yards on six plays, culminating the drive with a game-clinching score to Givens with half a minute left.

The clash between the two teams went up and down throughout the first half with Denver continually holding onto the lead. Denver opened the scoring with a touchdown, then New England responded with a 66-yard touchdown from quarterback Tom Brady to wide receiver Deion Branch. The Broncos took a 10-7 lead on a field goal, but Adam Vinatieri responded with a 40-yarder to tie the score. Denver got another touchdown before New England had to settle for a 46-yard Vinatieri field goal to enter the locker room trailing 17-13 at intermission.

The Patriots came into the second half with a sense of urgency, producing 255 total net yards to the Broncos' 81. New England took the lead for the first time all night with a 6-yard Brady-to-Daniel Graham completion, making the score 20-17. After another Bronco touchdown, the Patriots were down by four, but a 28-yard Vinatieri field goal narrowed Denver's lead to one, 24-23. That scenario set up the intentional safety and the subsequent events that led to the dramatic and memorable victory that improved the Patriots to 7-2 on the season.



THREE-TIME SUPER BOWL CHAMPIONS





PATRIOTS VS. BRONCOS

CONNECTIONS

- Patriots head coach **Bill Belichick** was an assistant special teams coach and an assistant to the defensive coordinator for the Denver Broncos in 1978. While Belichick was the head coach of the Cleveland Browns he hired **Jacob Burney** as a defensive line coach. Burney is currently the defensive line/ends coach for the Broncos.
- Patriots tight end **Daniel Graham** was raised in Denver. His father, Tom, played three seasons for the Broncos. Graham played his high school football at Thomas Jefferson High in Denver and played his college football for the University of Colorado in Boulder, Colo.
- Patriots tackle **Tom Ashworth** was born in Denver and played football and baseball at Cherry Creek High in Englewood, Colo., a suburb of Denver. He played his college football at the University of Colorado.
- Patriots linebacker **Chad Brown** was a four-year starter at the University of Colorado, where he was a two-time first-team All-Big Eight Conference selection. Brown and his family have a permanent home in Lone Tree, Colo., a suburb just south of Denver.
- Patriots tight end **Christian Fauria** played at the University of Colorado, where he had 98 receptions, 1,058 yards and 12 touchdowns and was team captain as a senior. He set the Big Eight conference record for career receptions by a tight end.
- Patriots cornerback **Tyrone Poole** signed with the Broncos in 2001 and played in all 16 games at cornerback (with four starts) for the Broncos in 2002.
- Broncos wide receiver **David Terrell** was with the Patriots for 2005 training camp and was a teammate of Patriots quarterback **Tom Brady** at the University of Michigan in 1998 and 1999.
- Broncos center **Tom Nalen** was born in Foxborough, Mass., attended Foxboro High and attended Boston College.
- Broncos cornerback **Lenny Walls** played his college football at Boston College.
- Patriots center **Dan Koppen** played one year behind Broncos cornerback **Lenny Walls** at Boston College.
- Patriots quarterback **Tom Brady** and Broncos linebacker **Ian Gold** were four-year teammates at the University of Michigan.
- Patriots defensive end **Richard Seymour**, Patriots tight end **Benjamin Watson** and Patriots fullback **Patrick Pass** were all teammates of Broncos tackle **George Foster** at the University of Georgia.
- Patriots cornerback **Tyrone Poole** and Broncos guard **Steve Herndon** are both from LaGrange, Ga.
- Patriots linebacker **Willie McGinest** and Broncos safety **Marques Anderson** both attended Long Beach Polytechnic High School in Long Beach, Calif.
- Patriots assistant secondary coach **Joel Collier's** father, **Joe Collier**, was an assistant coach for the Broncos for 20 seasons from 1969-1988. Joel Collier served as a ballboy for the Broncos while growing up and went on to attend Northern Colorado University, where he was a three-year starter at inside linebacker.
- Patriots tight ends coach **Pete Mangurian** was an assistant coach for the Broncos for five seasons from 1988-92. He served as Denver's tight ends/H-Backs coach (1988-90) and also as the Broncos' offensive line coach (1991-92).
- Broncos defensive line/tackles coach **Andre Patterson** was a defensive assistant for the Patriots in 1997.
- Patriots special teams coach **Brad Seely** was a graduate assistant at Colorado State in 1979 and served as the Rams' offensive line coach in 1980. Seely also served on the New York Jets coaching staff in 1994 with Broncos defensive coordinator **Larry Coyer**.

PASSING PERFORMANCES

The Patriots have compiled a 1-2 record against the Denver Broncos in games that Tom Brady has started. The Broncos are one of just four teams against which Brady has a losing record. The others are Washington (0-1), Green Bay (0-1) and San Diego (1-2). Brady owns a record of .500 or better against 26 of the 30 NFL teams against which he has started. He has never faced the Tampa Bay Buccaneers.

Tom Brady vs. Denver (1-2)

Date	A	C	Yd	%	TD	I	Rating	W/L	Score
10/28/01	38	25	203	.658	2	4	57.1	L	20-31
10/27/02	29	15	130	.517	1	0	75.4	L	16-24
11/03/03	35	20	350	.571	3	1	108.0	W	30-26
Totals	102	60	683	.588	6	5	78.2	1-2	

Jake Plummer vs. New England (0-0)

Date	A	C	Yd	%	TD	I	Rating	W/L	Score
10/31/99									(With Arizona) Inactive due to injury
11/03/03									(With Denver) Inactive due to injury

SERIES SUPERLATIVES

Against Denver, the Patriots have produced seven 100-yard rushing performances, seven 100-yard receiving performances and three 300-yard passing performances. The Patriots' top superlative performances are listed below:

Rushing Yards	No	Yd	Avg	TD	Date
Don Calhoun	25	177	7.1	0	11/28/76
John Stephens	17	130	7.6	1	12/17/88

Receiving Yards	No	Yd	Avg	TD	Date
Jim Colcough	7	123	17.6	2	09/16/61
Jim Colcough	5	123	24.6	2	11/11/62

Passing Yards	Att	C	Yd	TD	I	Date
Babe Parilli	31	21	358	2	0	10/18/63
Tom Brady	35	20	350	3	1	11/03/03
Tony Eason	38	21	313	1	1	11/04/84

THIS WEEK IN PATRIOTS HISTORY October 10 – October 16

Four Years Ago – Oct. 14, 2001: The Patriots rallied from a 26-16 deficit with less than five minutes to go in the game to post a 29-26 overtime win against San Diego at Foxboro Stadium. The win was the first in a series of 10 wins in 12 games en route to an 11-5 record in the Patriots' first championship season.

Twelve Years Ago - Oct. 10, 1993: The Patriots beat the Phoenix Cardinals 23-21 at Sun Devil Stadium to give Bill Parcells his first win as head coach of the Patriots. Ben Coates caught a 2-yard touchdown pass from Scott Secules with 3:56 left in the game to give New England the victory, and Andre Tippett led the Patriots defense with six solo tackles and a pair of sacks.

Twenty Years Ago - Oct. 13, 1985: Patriots cornerback Raymond Clayborn established a new team record for consecutive starts when he started his 111th straight game. Clayborn celebrated the record-setting day by scoring his first professional touchdown on a 27-yard interception return in a 14-3 victory over Buffalo.

Twenty-Five Years Ago - Oct. 12, 1980: The Patriots rolled to a 34-0 shutout over the Miami Dolphins at Schaefer Stadium. It is New England's widest margin of victory over Miami and one of two shutouts the Patriots own over the Dolphins (the other coming by a 3-0 margin in the "Snow Plow Game" in 1982).

Forty-Two Years Ago - Oct. 11, 1963: The Boston Patriots played their first game in Fenway Park, notching a 20-14 victory over the Raiders.



THREE-TIME SUPER BOWL CHAMPIONS





LAST WEEK: PATRIOTS 31, FALCONS 28

PATRIOTS 31, FALCONS 28

October 9, 2005 ★ Georgia Dome (Att: 71,079)

	1	2	3	4	Final
New England Patriots	14	0	14	3	— 31
Atlanta Falcons	0	13	0	15	— 28

The Patriots improved to 3-2 on the season with a final-minute victory over the Falcons in Atlanta. In a game in which the Patriots controlled the first and third quarters and the Falcons had the better of the second and fourth quarters, New England had the final say, as a 29-yard field goal by Adam Vinatieri with 17 seconds left gave the Patriots a memorable win over a team that advanced to last season's NFC title game.

The Patriots offense had one of its most productive games in recent memory, totaling 483 net yards of offense, the most since compiling a 496-yard performance against Kansas City on Sept. 22, 2002. New England scored 31 points against a Falcons defense that had allowed an average of just 14.3 points per game in its first four contests. Additionally, the Patriots allowed just one sack against a Falcons defense that entered the game with an NFL-leading 17 sacks through the first four games.

New England controlled the first quarter, taking a 14-0 lead on a 6-yard touchdown run by Patrick Pass and a 45-yard touchdown reception by Daniel Graham. Tom Brady was a 5-for-5 in the quarter for 120 yards and a touchdown, recording a perfect 158.3 passer rating.

The second quarter saw the Falcons claw their way back into the game, scoring on a 2-yard pass from Matt Schaub to fullback Justin Griffith to cut the New England lead to 14-7. Atlanta then converted a pair of field goals in the final 1:30 of the first half to head to the locker room with the score 14-13 in favor of the Patriots.

New England began the second half with a purpose, scoring a quick touchdown on a 2-play drive that consisted of a 45-yard catch by Graham followed by a 33-yard touchdown toss to tight end Benjamin Watson that gave the Patriots a 21-13 advantage. New England once again used the big play to its advantage later on in the quarter, as Bethel Johnson hauled in a 55-yard touchdown on a high arcing throw from Brady to put New England in command, 28-13.

Just as they had in the second quarter, Atlanta used the fourth quarter to throw a counterpunch to the Patriots' attack. The Falcons cut the lead to 28-20 on a 25-yard hookup between Schaub and tight end Alge Crumpler early in the final period. The teams traded possessions before the Falcons tied the game at 28 with a 14-yard toss from Schaub to Dez White and a 2-point conversion from Schaub to Brian Finneran. That play set the stage for the dramatic finish, as New England got the ball at its own 36-yard line and used 3:35 to drive down to the Atlanta 11-yard line, putting Vinatieri in position to win the game with a final-minute boot for the second time in three weeks.

HUNDRED YARD DAY FOR DILLON

Corey Dillon ran 23 times for 106 yards, breaking the 100-yard mark for the first time this season and for the 38th time in his 9-year career. Dillon has now run for a triple-digit yardage total in 10 regular season games since joining the Patriots in 2004.

THREE HUNDRED FOR BRADY

Tom Brady threw for 350 yards (22-27, 3 TD), breaking the 300-yard mark for the third time this season and for the 11th time in his regular season career. Brady has also accomplished the feat twice in the playoffs. This season, New England's signal caller also topped 300 yards in the season opener against Oakland (306 yards) and recorded the second highest yardage total of his career at Pittsburgh in Week Three (372 yards).

PROFICIENT PASSING

Tom Brady compiled a passer rating of 140.4, completing 22 of 27 passes (81.5 percent) for 350 yards and three touchdowns. His 81.5 percent completion rate was the second highest of his career, while his passer rating of 140.4 was the fourth highest of his career. Brady once again came through in the clutch, leading a game-winning drive and improving to 21-2 in his career in games decided by three points or fewer. Brady also improved to 9-0 in his career in games played indoors. Against the Falcons, Brady was perfect in the first quarter, completing all five of his passes for 120 yards and a touchdown, adding up to a perfect 158.3 passer rating. Brady completed his first seven passes of the game and at halftime had completed eight of his 10 passes for 142 yards and a touchdown for a 152.1 passer rating.

DILLON BREAKS 10,000-YARD MARK

With his 12-yard run in the third quarter, Corey Dillon became the 18th running back in NFL history to record 10,000 or more career rushing yards. He recorded 106 yards on the day, ending the afternoon with a total of 10,025 career rushing yards, ranking 18th in the NFL record books. The ninth-year veteran averaged 1,212 yards per season in his first eight years, a mark that ranks sixth in NFL history.

THE LONGEST KICK

Michael Koenen's 58-yard field goal just before halftime was the longest field goal by a Patriots opponent in team history. Prior to that kick, the longest boot the Patriots had allowed was a 57-yarder by Philadelphia's David Akers on Sept. 14, 2003.

HEROES AGAIN

For the second time in three weeks, Tom Brady led a game-winning drive and Adam Vinatieri kicked a game winning field goal to give the Patriots a victory. After Atlanta tied the game at 28 with less than four minutes to go, New England marched down the field on an 8-play, 53-yard drive to set up a 29-yard game-winning field goal with just 17 seconds left. The boot was the 19th game-winning kick of Vinatieri's 10-year career and it capped off Brady's 18th career game-winning performance to break a tie or take the lead in the fourth quarter. The combined heroics against Atlanta marked the 11th time that a Brady-led drive produced a game-winning kick by Vinatieri.

NICE PLAY BY NEAL

Patriots guard Stephen Neal threw a big block to spring tight end Daniel Graham for his 45-yard catch-and-run touchdown in the first quarter. As Graham caught the ball from Tom Brady in the flat, Neal's hit on Falcons linebacker Demorrio Williams paved the way for Graham to elude a sure tackle and race down the sideline to the end zone. Following the block, Neal ducked to allow Graham to hurdle him and find a clear path to the score.

BIG TIME BETHEL

Bethel Johnson recorded his first touchdown of the season and the fourth receiving touchdown of his career on a 55-yard scoring grab in the third quarter to give the Patriots a 28-13 lead. The 55-yard grab was the longest of Johnson's career, besting his previous career long of 48 yards against Seattle on Oct. 17, 2004. The score was Johnson's sixth career touchdown, including two career kickoff returns for touchdowns.

PATRIOTS IN DOMES

The Patriots won their ninth consecutive indoor game in defeating the Falcons, 31-28. The game in Atlanta is the only scheduled indoor game for the Patriots this season. New England has not lost a dome game since Thanksgiving Day, 2000 when the Detroit Lions rolled to a 34-9 win at the Pontiac Silverdome.



THREE-TIME SUPER BOWL CHAMPIONS





ROBERT KRAFT: BUILDING SUCCESS

Since Robert Kraft purchased the team in 1994, the Patriots have experienced one of the most dramatic turnarounds in the history of sports. In just 11 seasons of ownership, he has transformed one of the league's least successful clubs into what many observers view as a model NFL franchise. In the five seasons immediately preceding his purchase (1989-93), the Patriots were a moribund team, winning just 19 of 80 games (.311 pct.) and recording the worst record in the NFL over that span. When he bought the franchise on Jan. 21, 1994, Kraft announced his intention to bring a championship to New England, a tall order considering the team's previous success rate. But under Kraft's leadership, the Patriots have won five division titles, four conference crowns and three Super Bowl championships. **Since Kraft took ownership, the Patriots are 12-4 in the playoffs and have won more Super Bowl championships than any other team in the NFL.**



	Pre-Kraft 1960-93	1989-93	Kraft Era 1994-05
Overall Record	225-276-9	19-61	122-75
Winning Pct.	.450	.311	.619
Super Bowl Titles	0	0	3
Conference Titles	1	0	4
Division Titles	3	0	5
Playoff Seasons	5	0	7
Playoff Record	4-6	--	12-4
Home Playoff Games	1	0	7
Home Playoff Record	0-1	--	7-0

A CHAMPIONSHIP TRADITION

The Patriots are the only team from North America's four major professional sports leagues to have won three titles since 2001. Additionally, the Patriots trail only the New York Yankees in having won three titles in the period since Robert Kraft purchased the team, and their four championship game appearances over that span also rank behind just the Yankees.

MULTIPLE LEAGUE CHAMPIONSHIPS SINCE 2001

Team	League	Titles
New England Patriots	NFL	3
Los Angeles Lakers	NBA	2

LEAGUE CHAMPIONSHIPS SINCE 1994

Team	League	Titles
New York Yankees	MLB	4
New England Patriots	NFL	3
Los Angeles Lakers	NBA	3
Chicago Bulls	NBA	3
Detroit Red Wings	NHL	3

CHAMPIONSHIP GAME/SERIES APPEARANCES SINCE 1994

Team	League	Appearances
New York Yankees	MLB	6
New England Patriots	NFL	4
Los Angeles Lakers	NBA	4
Detroit Red Wings	NHL	4

SELLOUT STREAK

In the early 1990s, the Patriots franchise appeared destined for relocation until Robert Kraft's purchase of the team rejuvenated local interest. In 1991, the team's season ticket base consisted of just 17,635 fans, barely enough to support the club. Eleven years later, the season-ticket base stands at a capped total of 61,759 and more than 50,000 fans are on a waiting list. The Patriots have sold out 119 consecutive home games (dating back to the 1994 regular-season opener) including regular-season, preseason and playoff games. Patriots fans in New England have never been faced with a TV blackout under Kraft's ownership.

SUCCESS STORY

Since Robert Kraft purchased the team in 1994, the Patriots have been one of the NFL's elite teams. Over the first 11-plus years of Kraft's ownership, the Patriots have recorded the second highest win total among all NFL teams – a remarkable record considering the fact that the Patriots were a combined 19-61 (.311) in the four years immediately preceding the purchase. Since 2001, the Patriots have been the top team in the NFL, compiling a 59-18 record.

SINCE ROBERT KRAFT PURCHASED THE TEAM IN 1994...

TOTAL VICTORIES (Incl. Postseason)

Green Bay Packers129
New England Patriots122
Pittsburgh Steelers*121
Denver Broncos119

OVERALL WINNING PERCENTAGE (Incl. Postseason)

Team	W	L	T	Pct.
Green Bay Packers129700648
Pittsburgh Steelers121731623
Denver Broncos119730620
New England Patriots122750619
Philadelphia Eagles111841569
San Francisco 49ers110840567
Kansas City Chiefs103810560

SUPER BOWL CHAMPIONSHIPS

New England Patriots3
Denver Broncos2
6 Teams1

CONFERENCE CHAMPIONSHIPS

New England Patriots4
Denver Broncos2
Green Bay Packers2
St. Louis Rams2
12 Teams1

PLAYOFF VICTORIES

New England Patriots12
Green Bay Packers10
Pittsburgh Steelers8
Philadelphia Eagles8
Denver Broncos7
San Francisco 49ers7

PLAYOFF GAMES PLAYED

Green Bay Packers18
New England Patriots16
Pittsburgh Steelers15
Philadelphia Eagles15
San Francisco 49ers13

PLAYOFF SEASONS

Green Bay Packers9
New England Patriots7
Indianapolis Colts7
Miami Dolphins7
Minnesota Vikings7
Philadelphia Eagles7
Pittsburgh Steelers7
San Francisco 49ers7

PLAYOFF WINNING PERCENTAGE

Team	W	L	Pct.
New England Patriots124750
Baltimore Ravens52714
Carolina Panthers42667
Denver Broncos74636
St. Louis/L.A. Rams64600

SINCE ROBERT KRAFT PURCHASED THE TEAM IN 1994...

SINCE ROBERT KRAFT PURCHASED THE TEAM IN 1994...



THREE-TIME SUPER BOWL CHAMPIONS





BILL BELICHICK: THE HEAD COACH

THE HEAD COACH

BILL BELICHICK

Overall Record: 102-74 (.580)

Regular Season: 92-73 (.558)

Postseason: 10-1 (.909)

With Patriots overall: 65-29 (.691)

Overall since 2001: 60-18 (.769)

Super Bowl Titles: 5 (86, 90, 01, 03, 04)

Conf. Titles: 6 (86, 90, 96, 01, 03, 04)

Division Titles: 10 (75, 78, 86, 89, 90, 96, 98, 01, 03, 04)



Bill Belichick is now in his 31st season as an NFL coach and is the only head coach in NFL history to win three Super Bowl titles in a four-year span. Belichick owns the best postseason record in NFL history and is the winningest NFL head coach since 2001. In 2004, he directed the Patriots to their second consecutive Super Bowl title on the heels of a 14-win campaign. In addition, his 2004 squad equaled the best record in NFL history for a defending Super Bowl champion, and from 2003-04 his teams set the all-time pro football record with 21 consecutive victories. Belichick has spent more seasons in the league than any other current NFL head coach, and in that time has been a part of five Super Bowl championship teams. His overall record of 64-29 with the Patriots (including a 9-0 playoff mark in New England) gives him the most victories and the best winning percentage of any head coach in franchise history.

BELICHICK'S PATRIOTS RENAISSANCE

Any successful project requires a sound plan, and once head coach Bill Belichick implemented his design on the Patriots, his approach has given him the best record of any NFL head coach since 2001. After the team endured a 5-11 rebuilding year in his first season, the Patriots have compiled the best record in the NFL since 2001. The remarkable run includes postseason play, where Belichick and the Patriots own a perfect 9-0 record.

NFL COACHES' RECORDS SINCE 2001

Coach	Team	W	L	T	Pct.
Bill Belichick	NE	60	18	0	.769
Andy Reid	PHI	57	22	0	.722
Bill Cowher	PIT	50	23	1	.682
Tony Dungy	TB/IND	51	25	0	.671
Jim L. Mora	ATL	15	8	0	.652
Mike Sherman	GB	47	28	0	.627
Mike Martz	STL	46	29	0	.613
Mike Shanahan	DEN	41	30	0	.577
Jon Gruden	OAK/TB	42	32	0	.568
John Fox	CAR	31	26	0	.544
Marvin Lewis	CIN	20	17	0	.541
Mike Holmgren	SEA	38	33	0	.535
Brian Billick	BAL	38	33	0	.535

NOTE: Records include postseason games; Minimum 16 games

POSTSEASON PROWESS

Bill Belichick is the winningest head coach in NFL postseason history. With the Patriots' victory in Super Bowl XXXIX, Belichick eclipsed Vince Lombardi, the man whose name is emblazoned on the Super Bowl trophy. Coach Belichick has won nine playoff games in a row, tying the NFL-record streak set by Lombardi's Packers, who won nine straight playoff games from 1961-67. Belichick is a perfect 9-0 in the postseason as head coach of the Patriots.

BEST POSTSEASON RECORDS IN NFL HISTORY

Head Coach	Team(s)	W	L	Pct.
Bill Belichick	CLE/NE	10	1	.909
Vince Lombardi	GB/WAS	9	1	.900
Joe Gibbs	WAS	16	5	.762

BELICHICK AT A GLANCE...

- Is the only head coach in NFL history to win three Super Bowls in a four-year span.
- Is the winningest head coach in NFL playoff history (10-1).
- Directed New England's pro football record 21-game winning streak (2003-04).
- Compiled an NFL record-tying nine-game playoff winning streak (2001-present).
- Owns the best record of any NFL coach since 2001 (60-18).
- Led the Patriots to the highest two-year victory total in NFL history (34 wins from 2003-04).
- Logged more seasons in the NFL than any other current NFL head coach (31).
- Owns more wins and a higher winning percentage than any head coach in Patriots history (65-29, .691).
- Achieved the best regular-season record by a defending Super Bowl champion (14-2, 2004).

ELITE COMPANY

Bill Belichick is one of nine NFL head coaches to win three or more championships since the league began postseason play in 1933. With the Patriots' victory in Super Bowl XXXIX, Belichick joined an exclusive club in which each of the eight other members has been enshrined in the Pro Football Hall of Fame.

HEAD COACHES WITH THREE OR MORE NFL TITLES

(Listed alphabetically)

Head Coach Championship Team(s)

Bill Belichick	New England Patriots
Paul Brown	Cleveland Browns
Weeb Ewbank	Baltimore Colts, New York Jets
Joe Gibbs	Washington Redskins
George Halas	Chicago Bears
Earl (Curly) Lambeau	Green Bay Packers
Vince Lombardi	Green Bay Packers
Chuck Noll	Pittsburgh Steelers
Bill Walsh	San Francisco 49ers

NOTE: NFL Playoffs first held in 1933.

SUPER SUCCESS

Bill Belichick is one of just four head coaches to win three championships since the Super Bowl Era began following the 1966 season. Coach Belichick joins three members of the Pro Football Hall of Fame in the exclusive club. Belichick is the only coach to win three Super Bowls in the post-1993 salary cap era.

MOST SUPER BOWL VICTORIES

Head Coach	Team	Titles	Seasons
Chuck Noll	PIT	4	1974, 1975, 1978, 1979
Bill Belichick	NE	3	2001, 2003, 2004
Joe Gibbs	WAS	3	1982, 1987, 1991
Bill Walsh	SF	3	1981, 1984, 1988

NOTE: Sorted by most recent championship. Super Bowls have determined NFL champion since 1966.

TOPS IN TEAM HISTORY

Bill Belichick is the most successful head coach in Patriots history. He has recorded more wins (65) and a higher winning percentage (.681) than any of the franchise's 13 previous head coaches.

WINNINGEST HEAD COACHES IN PATRIOTS HISTORY

Coach	Years	Career Winning Pct.	Overall W-L-T	Playoff W-L
Bill Belichick	2000-05	.691	65-29-0	9-0
Raymond Berry	1984-89	.554	51-41-0	3-2
Pete Carroll	1997-99	.549	28-23-0	1-2
Chuck Fairbanks	1973-78	.529	46-41-0	0-2



THREE-TIME SUPER BOWL CHAMPIONS





PATRIOTS NEWS & NOTES

SNAPSHOTS OF SUCCESS

The Patriots are in the midst of one of the most prosperous periods for any team in NFL history. The recent run of success began with a 29-26 overtime victory against the San Diego Chargers on Oct. 14, 2001, sparking a streak of 59 wins in the Patriots' last 74 games, including postseason. The Patriots entered that contest with a 1-3 record, and Tom Brady was making just the third start of his career against a 3-1 San Diego team. New England rallied back from a 26-16 deficit with less than four minutes left in the game, beginning a stretch of 13 wins in the final 15 games of the 2001 season as the Patriots won their first title in Super Bowl XXXVI. Below are some snapshots highlighting the Patriots' current winning run.

PATRIOTS SUCCESS STREAKS (Including Postseason)

- 8 wins in last 10 games, dating to Dec. 26, 2004 (8-2, .800)
- 14 wins in last 17 games, dating to Nov. 7, 2004 (14-3, .824)
- 35 wins in last 39 games, dating to Oct. 5, 2003 (35-4, .897)
- 38 wins in last 44 games, dating to Dec. 29, 2002 (38-6, .864)
- 43 wins in last 52 games, dating to Nov. 3, 2002 (43-9, .827)
- 55 wins in last 68 games, dating to Nov. 25, 2001 (55-13, .809)
- 59 wins in last 74 games, dating to Oct. 14, 2001 (59-15, .797)

RIISING TO THE OCCASION

Since the beginning of the 2003 season, the Patriots are 22-2 against teams with records above .500, including a 2-1 mark this season. In the 2004 regular season and playoffs, the Patriots were 10-1 against teams that finished with winning records, including a 7-1 mark against playoff teams. In 2003, the Patriots were 10-0 against teams that finished the season with a mark of better than .500, including an 8-0 mark against playoff teams.

PATRIOTS VS. TEAMS WITH RECORDS ABOVE .500 Since start of the 2003 season

Date	Opponent	W/L	Score	Overall Record	Record v. Rest of NFL
10/09/05	at Atlanta	W	31-28	3-2	3-1
09/25/05	at Pittsburgh	W	23-20	3-1	3-0
09/17/05	at Carolina	L	17-27	3-2	2-2
02/06/05	Philadelphia*	W	24-21	15-4	15-3
01/23/05	at Pittsburgh*	W	41-27	16-2	15-1
01/16/05	Indianapolis*	W	20-3	13-5	13-3
12/26/04	at N.Y. Jets	W	23-7	11-7	11-5
11/28/04	Baltimore	W	24-3	9-7	9-6
11/14/04	Buffalo	W	29-6	9-7	9-5
10/31/04	at Pittsburgh	L	20-34	16-2	--
10/24/04	N.Y. Jets	W	13-7	11-7	--
10/17/04	Seattle	W	30-20	9-8	9-7
10/03/04	at Buffalo	W	31-17	9-7	--
09/09/04	Indianapolis	W	27-24	13-5	--
02/01/04	Carolina*	W	32-39	14-6	14-5
01/18/04	Indianapolis*	W	24-14	14-5	14-3
01/10/04	Tennessee*	W	17-14	13-5	13-3
12/07/03	Miami	W	12-0	10-6	10-4
11/30/03	at Indianapolis	W	38-34	14-5	--
11/16/03	Dallas	W	12-0	10-6	10-5
11/03/03	at Denver	W	30-26	10-6	10-5
10/19/03	at Miami	W	19-13 ot	10-6	--
10/05/03	Tennessee	W	38-30	13-5	--
09/14/03	at Philadelphia	W	31-10	13-5	13-4

*-Playoffs \$-Not Including MNF (10/10/05)

Patriots vs. teams with winning records 22-2 (.917)
Rest of NFL vs. those teams..... 62-173 (.264)

BEAST OF THE EAST

New England has the best record among AFC East teams in division games since the beginning of the 2001 season (20-6).

AFC EAST DIVISIONAL RECORDS SINCE 2001

Division W-L		Division W-L	
Team	Since 2001	Team	Since 2001
New England	20-6	Miami	12-16
New York Jets.....	14-13	Buffalo.....	9-18

DOMINATING DUO

Tom Brady and Bill Belichick make up the NFL's winningest head coach-quarterback combination since the AFL-NFL merger 35 years ago. Brady has started 67 consecutive regular-season games for the Patriots and the team has compiled a 51-16 record in those games, dating back to Week 3 of the 2001 season. Additionally, the Patriots are 9-0 in the playoffs over that span, making the duo's overall record together 60-16.

TOP COACH-QB COMBINATIONS SINCE 1970 MERGER

(Regular Season only, Minimum 50 games)

Quarterback	Head Coach	Team	W	L	T	Pct.
Tom Brady	Bill Belichick	NE	51	16	0	.761
Ken Stabler	John Madden	OAK	60	19	1	.756
Jim McMahon	Mike Ditka	CHI	46	15	0	.754
Steve Young	George Seifert	SF	62	23	0	.729
John Elway	Mike Shanahan	DEN	43	16	0	.729

BOUNCING BACK

The Patriots have not lost back-to-back games since December, 2002. Their streak of 38 consecutive weeks without back-to-back losses is the longest current streak in the NFL and the longest such mark in franchise history. The post-merger NFL record for consecutive weeks without two straight losses is 60, set by the San Francisco 49ers from 1995-99. The last time the Patriots had a losing streak was when they dropped a game at Tennessee (24-7, 12/16/02), and followed that with a home loss to the N.Y. Jets (30-17, 12/22/02). Below is a list of the longest current streaks without back-to-back defeats.

LONGEST ACTIVE STREAKS W/O BACK-TO-BACK LOSSES

Team	Weeks	Last Consec. Losses
New England Patriots	38	Dec., 2002
Pittsburgh Steelers	29	Oct./Nov., 2003

O.T. IS THE PLACE TO BE

The Patriots have won eight straight overtime games and own the longest overtime winning streak in NFL history, including playoff games. The streak includes New England's 16-13 "Snow Bowl" win over Oakland in the 2001 Divisional Playoffs (01/19/02).

MOST CONSECUTIVE OVERTIME VICTORIES

Wins	Team	Dates
8*	New England.....	2000-present
7	Denver.....	1978-1985
6	Washington.....	1976-1987
6	Pittsburgh	1994-1997
5	Many Times	

*-Includes one playoff game

WORKING OVERTIME

The Patriots have won their last eight overtime games (including the playoffs). New England's eight-game overtime winning streak is the longest in NFL history. New England has not lost in overtime since Buffalo won 16-13 at Foxboro Stadium on Nov. 5, 2000. Since that time, the Patriots have won eight straight, including five games in which they scored on their first possession of overtime.

NEW ENGLAND'S OVERTIME STREAK

DATE	OPP	WINNING PLAY	DRIVE INFO	FINAL SCORE
11/23/03	at HST	28-yd FG	9 plays, 76 yds; 3:39	23-20
10/19/03	at MIA	82-yd TD	1-82; 0:12	19-13
12/29/02	vs. MIA+	35-yd FG	7-43; 2:03	27-24
09/22/02	vs. KC+	35-yd FG	9-53; 4:40	41-38
01/19/02	vs. OAK+*	23-yd FG	15-61; 8:29	16-13
12/16/01	at BUF+	23-yd FG	8-75; 3:18	12-9
10/14/01	vs. SD+	44-yd FG	6-51; 2:59	29-26
12/17/00	at BUF	24-yd FG	14-83; 5:56	13-10
11/05/00	vs. BUF	32-yd FG	6-52-2:50	L, 13-16

*playoffs

+NE scored on its first possession in overtime



THREE-TIME SUPER BOWL CHAMPIONS






QB TOM BRADY NEWS & NOTES

RECORDING SUCCESS

TOM BRADY has quarterbacked the Patriots to victories in 51 of his 67 regular-season starts during his career, compiling a .761 winning percentage and giving him the best record of any active quarterback in the NFL who has at least 20 starts under his belt. Including his 9-0 record in the playoffs, he is 60-16 (.789) as a starter.



ACTIVE QUARTERBACKS WINNING PERCENTAGE

Minimum 20 Starts, Regular Season Only

Quarterback, Team(s)	W	L	T	Pct.
Tom Brady, NE	51	16	0	.761
Donovan McNabb, PHI.....	59	25	0	.702
Marc Bulger, STL.....	28	13	0	.683
Michael Vick, ATL.....	26	13	1	.663
Brett Favre, GB.....	136	74	0	.648
Kurt Warner, STL/NYG/ARZ.....	40	22	0	.645

TOM BRADY'S RECORD AS A STARTER

	Reg. Season	Playoffs	Total
Overall:	51-16	9-0	60-16
Home:.....	28-5	4-0	32-5
Road:.....	23-11	5-0*	28-11*

By Yardage Total

Less than 200:.....	12-9	3-0	15-9
200-299:.....	29-6	4-0	33-6
300 or more:.....	10-1	2-0	12-1

Other Records

Temp. Below 35:.....	7-0	5-0	12-0
Snow:.....	2-0	3-0	5-0
Post-Nov. 1.....	30-5	9-0	39-5
Leading at Halftime:.....	37-2	7-0	44-2
Leading after 3 Qtrs:.....	42-1	6-0	48-1
Overtime:.....	6-0	1-0	7-0
Final margin <7 pts:.....	16-2	5-0	21-2
Final margin <4 pts:.....	9-2	5-0	14-2
Passer rating >100.0:.....	25-0	3-0	28-0

*-Includes three Super Bowls at neutral sites

COMEBACK KID

Tom Brady has engineered 18 career game-winning performances to lead his team to a victory from a fourth-quarter deficit or tie. He has accomplished the feat twice in 2005: at Atlanta on Oct. 9 and at Pittsburgh on Sept. 25. The performances are the latest addition to a long list of late-game heroics for Brady, who has led two Super Bowl-winning drives and has also engineered late-game comebacks twice in the divisional playoffs.

TOM BRADY'S GAME-WINNING PERFORMANCES

Date	Opp.	Score	Time Remaining		Passing Statistics^							Final
			in Reg.	Att	Cmp	Yds	TD	Int				
10/9/05 at ATL		28-28	3:52	2	2	17	0	0				31-28
9/25/05 at PIT		10-13	14:19	12	12	167	0	0				23-20
10/03/04 at BUF		17-17	15:00	4	2	8	1	0				31-17
02/01/04 CAR**		29-29	1:08	5	4	47	0	0				32-29
01/10/04 TEN*		14-14	15:00	11	6	27	0	0				17-14
11/30/03 at IND		31-31	10:21	6	3	31	1	0				38-34
11/23/03 at HST		13-20	3:11	14	10	133	1	0				23-20 ot
11/03/03 at DEN		23-26	2:51	4	5	58	1	0				30-26
10/19/03 at MIA		13-13	15:00	10	7	147	1	0				19-13 ot
10/05/03 TEN		24-27	4:40	1	1	15	0	0				38-30
12/29/02 MIA		13-24	4:59	13	8	69	1	0				27-24 ot
11/10/02 at CHI		19-30	5:16	14	9	116	2	0				33-30
09/22/02 KC		38-38	0:00	5	4	46	0	0				41-38 ot
02/03/02 STL**		17-17	1:21	8	5	53	0	0				20-17
01/19/02 OAK*		3-13	15:00	27	20	138	0	0				16-13 ot
12/16/01 at BUF		6-9	5:57	13	9	116	0	0				12-9 ot
12/02/01 at NYJ		14-16	15:00	7	6	56	0	0				17-16
10/14/01 SD		16-26	8:48	18	13	130	1	0				29-26 ot

^-Statistics are from the time noted until the end of the game * Divisional Playoffs ** Super Bowl

CAREER WINNING PERCENTAGE

TOM BRADY is the winningest quarterback in the Super Bowl Era (since 1966) among signal callers who have made at least 40 starts. He is one of just five quarterbacks in the Super Bowl Era to own a career winning percentage above 70 percent. Brady joins Roger Staubach, Joe Montana and Donovan McNabb. A list placing Brady's accomplishments in a historical perspective is below.

WINNINGEST QUARTERBACKS OF THE SUPER BOWL ERA

Minimum 40 Starts

Player	Team	Years	W	L	Pct.
Tom Brady	NE	2000-Pres.	51	16	.761
Roger Staubach	DAL	1969-79	85	29	.746
Joe Montana	SF/KC	1979-94	117	47	.713
Donovan McNabb	PHI	1999-Pres.	59	25	.702

BIG TIME PERFORMANCES

In 2005, Tom Brady has already had two of the best statistical games of his career in leading New England to victories at Atlanta (10/9) and at Pittsburgh (9/25). Against the Falcons, Brady compiled the second highest completion percentage of his career (81.5 percent on 22-27 passing). Against the Steelers, Brady's 372 yards were the second most of his career and his highest in a non-overtime game. Through five games in 2005, Brady ranks second in the NFL with 1,522 passing yards and is on pace to throw for 4,870 yards in 2005.

TOM BRADY'S TOP PASSING PERFORMANCES

(By Yardage)

Yards	Date	Opp.	W/L	Score
410	09/22/02	vs. KC	W	41-38 ot
372	09/25/05	at PIT	W	23-20
368	11/23/03	at HST	W	23-20 ot
364	10/14/01	vs. SD	W	29-26 ot
354*	02/01/04	vs. CAR	W	32-29
353	09/29/02	at SD	L	14-21
350	10/09/05	at ATL	W	31-28
350	11/03/03	at DEN	W	30-26

*-Super Bowl XXXVIII

(By Passer Rating)

Rating	Date	Opp.	W/L	Score
148.3	10/21/01	at IND	W	38-17
147.6	11/03/02	at BUF	W	38-7
143.9	11/25/01	vs. NO	W	34-17
140.4	10/09/05	at ATL	W	31-28
130.5*	01/23/05	at PIT	W	41-27

*-AFC Championship Game

(By Completion Percentage)

Pct	Cmp-Att	Opp.	Date	W/L	Score
84.6	22-26	at BUF	11/03/02	W	38-7
81.5	22-27	at ATL	10/09/05	W	31-28
80.0	16-20	at IND	10/21/01	W	38-17
75.6	31-41	at PIT	09/25/05	W	23-20
74.3	26-35	at IND	11/30/03	W	38-34

SECOND FASTEST TO 50

By virtue of the Patriots' 23-20 victory over Pittsburgh on Sept. 25, Tom Brady recorded his 50th career regular-season victory in his 65th career start, reaching the half-century mark in the second fewest games since the 1970 AFL-NFL merger. Only Oakland's Ken Stabler (62 starts) reached the milestone in fewer games than Brady.

FEWEST STARTS TO REACH 50 WINS (SINCE 1970)

Player	Team	Starts
Ken Stabler.....	OAK.....	62
Tom Brady.....	NE.....	65
Danny White.....	DAL.....	69
Jim McMahon.....	CHI.....	70
Donovan McNabb.....	PHI.....	71
Dan Marino.....	MIA.....	74



THREE-TIME SUPER BOWL CHAMPIONS






OFFENSE NEWS & NOTES

PATRIOTS ALL-TIME LISTS

TROY BROWN is the second leading receiver in Patriots history with 491 career receptions. He passed Ben Coates on the Patriots' all-time receptions list on Oct. 9 at Atlanta. Brown ranks third in franchise history with 5,722 career receiving yards. He needs just three more receiving yards to pass Irving Fryar and move into second place on the Patriots' all-time receiving yardage list. This season, Brown has caught 16 passes for 208 yards, increasing his production from a year ago, when he totaled 17 receptions for 184 yards on the season.



PATRIOTS ALL-TIME RECEIVING LEADERS (BY CATCHES)

Rk	Player, Pos.	No	Yds	Avg.	Lg	TD
1	Stanley Morgan, WR.....	534	10,352	19.4	76t	67
2	Troy Brown, WR.....	491	5,724	11.7	82t	25
3	Ben Coates, TE.....	490	5,471	11.2	84t	50
4	Irving Fryar, WR.....	363	5,726	15.8	80t	38

PATRIOTS ALL-TIME RECEIVING LEADERS (BY YARDS)

Rk	Name	No	Yds	Avg	Lg	TD
1	Stanley Morgan.....	534	10,352	19.4	76t	67
2	Irving Fryar.....	363	5,726	15.8	80t	38
3	Troy Brown, WR.....	491	5,724	11.7	82t	25
4	Ben Coates.....	490	5,471	11.2	84t	50
5	Jim Colclough.....	283	5,001	17.7	78t	39

MOVING ON UP

COREY DILLON became the 18th player in NFL history to rush for 10,000 yards when he tore off a 12-yard run at Atlanta on Oct. 9. In his first eight NFL seasons, Dillon averaged 1,212 yards per season, a mark that ranks sixth in NFL history. The five players with a better seasonal average than Dillon are all current or future Hall of Famers: Barry Sanders (1,527), Jim Brown (1,368), Curtis Martin (1,337), Walter Payton (1,287) and Emmitt Smith (1,224).



NFL'S ALL-TIME LEADING RUSHERS (By Yards)

Rk	Player	Years	Gms	Att.	Yards	TD
1	Emmitt Smith	1990-2004	226	4,409	18,355	164

14	O.J. Simpson	1969-1979	135	2,404	11,236	61
15	Ricky Watters	1992-2001	144	2,622	10,643	78
16	Eddie George	1996-2004	141	2,865	10,441	68
17	Ottis Anderson	1979-1992	182	2,562	10,273	81
18	Corey Dillon	1997-	127	2,306	10,025	62
19	Earl Campbell	1978-1985	115	2,187	9,407	74

CATCHIN' KEVIN

KEVIN FAULK ranks second in receptions among Patriots running backs, passing Sam Cunningham with his first reception of the game against Pittsburgh on Sept. 25. Faulk, who was drafted by the Patriots in the second round out of LSU in 1999, has 217 career receptions and trails only Tony Collins' team-record 261 receptions from the running back position. Faulk's reception total ranks 10th among all Patriots receivers.

RECEPTIONS BY PATRIOTS RUNNING BACKS

Player	Years	Rec.
1. Tony Collins.....	1981-87.....	261
2. Kevin Faulk.....	1999-.....	217
3. Sam Cunningham.....	1973-79,81-82.....	210
4. Larry Garron.....	1960-68.....	185

MULTIPLE MILESTONES

Against Atlanta on Oct. 9, the Patriots had a 100-yard rusher, a 100-yard receiver and a 300-yard passer in the same game for the first time in eight years. Prior to achieving the feat against the Falcons, the last time the Patriots did it was on Nov. 2, 1997, when Curtis Martin ran for 104 yards, Shawn Jefferson caught for 108 yards and Drew Bledsoe threw for 313 yards in the Patriots' 23-18 loss to the Minnesota Vikings at the Metrodome. Against the Falcons, the Patriots' milestone men were Corey Dillon (106 rushing yards), Daniel Graham (119 receiving yards), Deion Branch (107 receiving yards) and Tom Brady (350 passing yards).

TOP CATCHERS

Starting wide receivers DEION BRANCH and DAVID GIVENS are both ranked among the top seven receivers in the AFC. Branch's total of 30 catches is good for seventh in the entire NFL and ranks second in the AFC, just one catch behind Cincinnati's Chad Johnson. Additionally, both Givens and Branch are ranked in the AFC's top 10 in the receiving yardage category.

AFC RECEIVING LEADERS (By Catches)

Rk	Player	Team	Rec	Yds	Avg	TD
1	Chad Johnson	CIN	31	426	13.7	4
2	Deion Branch	NE	30	350	11.7	1
3	Rod Smith	DEN	28	309	11.0	1
4	Derrick Mason	TEN	27	278	10.3	1
5	Marvin Harrison	IND	26	284	10.9	3
6	Erron Kinney	TEN	25	204	8.2	0
7	David Givens	NE	24	297	12.4	0
8t	Eddie Kennison	KC	23	349	15.2	1
8r	Antonio Gates	SD	23	341	14.8	2

A HUNDRED FOR BRANCH

DEION BRANCH grabbed eight passes for 107 yards against Atlanta on Oct. 9, marking his first 100-yard receiving game of the year and the third time he has achieved the feat in his regular season career. The Super Bowl XXXIX Most Valuable Player has also reached the milestone three times in six career playoff games. Also against Atlanta, Branch recorded the second longest reception of his career and the longest non-scoring catch of his career when he grabbed a 51-yard pass on third-and-two in the first quarter.

BIG BENJAMIN

Tight end BENJAMIN WATSON scored the first touchdown of his career on a 33-yard grab early in the third quarter against Atlanta on Oct. 9. The catch, which came in the sixth game of the former 2004 first-round pick's career, gave the Patriots a 21-13 lead in a game they eventually won, 31-28.

CAREER HIGH FOR GRAHAM

Fourth-year tight end DANIEL GRAHAM set a career high for receiving yardage against the Falcons on Oct. 9, totaling 119 yards on five catches. Graham's previous career high was set on Oct. 26, 2003, when he caught 110 yards worth of passes (7 receptions) and was voted the AFC offensive player of the week for his efforts.

TOUCHDOWN RUN FOR PASS

PATRICK PASS recorded the first rushing touchdown of his 6-year career on a 6-yard run in the first quarter against the Falcons on Oct. 9, to giving the Patriots a 7-0 lead. Pass grew up in Tucker, Ga. (a suburb of Atlanta) and attended Tucker High School and the University of Georgia. Pass' only other NFL touchdown came on a 23-yard reception from Tom Brady on Dec. 22, 2001 against the Miami Dolphins in the final regular-season game at Foxboro Stadium.



THREE-TIME SUPER BOWL CHAMPIONS






SP. TEAMS/DEFENSE NEWS & NOTES

TAKING AIM

ADAM VINATIERI is the most accurate kicker in franchise history and ranks sixth among the most accurate kickers in NFL history. He has recorded an 81.9 percent conversion rate (249/304) over his nine-year career. He was 31-for-33 in 2004, setting a career high for accuracy with a 93.9 percent success rate. He has connected on 96 of his last 112 regular-season kicks, good for an 85.7 percent clip. He is 6-for-8 in 2005.



NFL ALL-TIME MOST ACCURATE KICKERS

(Minimum 100 FGM)

	TEAM	PCT.	FGM/FGA
1.	Mike Vanderjagt	Colts	87.3 199/228
2.	Phil Dawson	Browns	82.6 114/138
3.	Matt Stover	Ravens	82.3 353/429
	Ryan Longwell	Packers	82.3 209/254
5.	David Akers	Eagles	82.0 141/172
6.	Adam Vinatieri	Patriots	81.9 249/304
7.	Olindo Mare	Dolphins	81.8 198/242
8.	Jeff Wilkins	Rams	81.6 231/283

SCORING MACHINE

Adam Vinatieri is the second leading scorer in Patriots history, totaling 1,092 points in his nine-plus seasons with the club. He is 38 points behind Gino Cappelletti, the franchise's all-time leading scorer. Vinatieri made the team as a rookie free agent in 1996 and has scored 100 points or more in each of his first nine seasons, joining Jason Elam of the Denver Broncos as the only two kickers in NFL history to accomplish the feat. Vinatieri has kicked the most field goals in Patriots history, having tallied 250 successful boots in a Patriots uniform.

LEADING SCORERS IN PATRIOTS HISTORY

#	SCORING	TD	PAT/PATA	2-Pt	FG /FGA	PTS
1	Gino Cappelletti	42	346/ 358	2	176/ 334	1,130
2	Adam Vinatieri	0	340/ 347	1	250/ 305	1,092
3	John Smith	0	308/ 323	0	128/ 191	692

AUTOMATIC ADAM

Adam Vinatieri has nailed two game-winning field goals so far this season, bring his career total of game-winning boots to 19. Vinatieri is the only kicker in NFL history to kick a game-winning field goal in the final minute of the Super Bowl and has accomplished the feat twice, including his 48-yarder to win Super Bowl XXXVI and a 41-yarder to win Super Bowl XXXVIII. Out of the Patriots' six playoff wins in 2001 and 2003, four were decided on game-winning boots by Vinatieri. His game-winners are listed below:

ADAM VINATIERI'S GAME-WINNING FIELD GOALS

Date	Opponent	Yds	Time	Final Score
10/09/05	at Atlanta	29	0:17	31-28
09/25/05	at Pittsburgh	43	0:01	23-20
02/01/04	Carolina*	41	0:04	32-29
01/10/04	Tennessee*	46	4:06	17-14
11/23/03	at Houston	28	0:41 (OT)	23-20
12/29/02	Miami	35	12:57 (OT)	27-24
09/22/02	Kansas City	35	10:20 (OT)	41-38
02/03/02	St. Louis*	48	0:00	20-17
01/19/02	Oakland*	23	6:31 (OT)	16-13
12/16/01	at Buffalo	23	9:15 (OT)	12-9
10/14/01	San Diego	44	10:55 (OT)	29-26
12/17/00	at Buffalo	24	0:19 (OT)	13-10
11/19/00	Cincinnati	22	0:03	16-13
09/19/99	Indianapolis	26	0:35	31-28
09/12/99	at N.Y. Jets	23	0:03	30-28
12/20/98	San Francisco	35	0:03	24-21
10/04/98	at New Orleans	27	0:03	30-27
09/14/97	N.Y. Jets	34	6:57 (OT)	27-24
09/22/96	Jacksonville	40	12:24 (OT)	28-25

*-Playoffs

WILLIE MAC ATTACK

WILLIE MCGINEST ranks third on the Patriots' all-time sacks list with 75.0 career sacks and needs five more sacks to move into second place on the Patriots' all-time list. He overtook Tony McGee for third place on the team's sacks list on Sept. 25, 2005 when he recorded two sacks against the Steelers in Pittsburgh. McGinest has started 29 consecutive games for the Patriots at outside linebacker, remaining a constant veteran presence in a defense that has been forced to adjust to numerous changes.



PATRIOTS ALL-TIME SACK LEADERS

1. Andre Tippett, 1982-93.100.0	4. Tony McGee, 1974-81 72.5
2. Julius Adams, 1971-87 79.5	5. Ray Hamilton, 1973-81 54.0
3. Willie McGinest , 1994-.75.0	6. Chris Slade, 1993-00 51.0

BIG-TIME BACKERS

Patriots linebackers take up four of the top eight spots on the NFL's career sacks list among active linebackers. Chad Brown, a free agent signing by the Patriots prior to the 2005 season, leads all active linebackers with 78.0 career sacks. He is trailed closely by teammate Willie McGinest, whose 75.0 career sacks have all come as a Patriot. Additionally, Rosevelt Colvin (34.5 sacks) and Mike Vrabel (31.0 sacks) rank seventh and eighth, respectively, among all active linebackers.

ACTIVE LINEBACKERS SACKS LIST

Rk	Player	Team(s)	First Season	Sacks
1	Chad Brown	PIT/SEA/NE	1993	78.0
2	Willie McGinest	NE	1994	75.0
3	Peter Boulware	BAL	1997	68.5
4	Junior Seau	SD/MIA	1990	52.0
5	Joey Porter	PIT	1999	44.5
6	Kenard Lang	CLV	1997	42.0
7	Rosevelt Colvin	CHI/NE	1999	34.5
8	Mike Vrabel	PIT/NE	1997	31.0
9	Brian Urlacher	CHI	2000	30.5


ABLE VRABEL

In proving to be one of the NFL's most versatile players, linebacker MIKE VRABEL has made important contributions for the Patriots on offense and defense. He scored his sixth career touchdown – but his first on defense – on a 24-yard interception return against Carolina in Week Two. As a situational tight end in short-yardage situations, he caught two touchdown passes in the 2004 regular season and another in Super Bowl XXXIX. Including his 1-yard touchdown catch in Super Bowl XXXVIII, Vrabel has scored on all five of his NFL receptions, two of which came in Super Bowls.



RICHARD SEYMOUR: "BIG SEY"

Defensive lineman RICHARD SEYMOUR was named to his third consecutive Pro Bowl in 2004 and was voted a defensive captain by his teammates. He leads the Patriots with 36 tackles this season and recorded his first career multiple-sack game against Pittsburgh on Sept. 25. Last season, his 67 tackles and 5.0 sacks were tops among Patriots defensive linemen. He has recorded 229 tackles since 2002, leading all Patriots defensive linemen over that span.



THREE-TIME SUPER BOWL CHAMPIONS



Gillette STADIUM™

HOME OF THE THREE-TIME SUPER BOWL CHAMPIONS

Overall record at Gillette Stadium: 25-4



The Patriots and their fans at Gillette Stadium have established one of the biggest home-field advantages in the country. Since its Grand Opening on Sept. 9, 2002, the Patriots have compiled a 25-4 record at their privately financed, state-of-the-art stadium. Patriots fans have embraced the team's new home with unprecedented fervor, using the most fan-friendly venue in the region to express their passion for the Patriots and spur the team on to unparalleled success. In the three-plus seasons that New England has called Gillette Stadium home, the Patriots have won two AFC East titles, hosted the second AFC Championship Game in franchise history and are 3-0 in home playoff games.

HOME SWEET HOME

The Patriots have recorded a 25-4 (.862) all-time record at Gillette Stadium, including regular-season and postseason games. New England has won 21 of its last 22 regular-season and postseason contests at home, with a 41-17 loss to San Diego on Oct. 2 breaking a team-record 21-game winning streak.

HOME WINNING STREAK: 21 GAMES

The Patriots set a team record with 21 consecutive home victories from Dec. 29, 2002 to Sept. 8, 2005. New England did not lose at home in more than two full calendar years until the San Diego Chargers snapped the streak on Oct. 2, 2005. Below is a breakdown of the Patriots' streak.

Date	Opponent	W/L	Score	Attend	Temp
Dec. 29, 2002	Miami	W	27-24	68,436	40
Sept. 21, 2003	N.Y. Jets	W	23-16	68,436	71
Oct. 5, 2003	Tennessee	W	38-30	68,436	53
Oct. 12, 2003	N.Y. Giants	W	17-6	68,436	55
Oct. 26, 2003	Cleveland	W	9-3	68,436	62
Nov. 16, 2003	Dallas	W	12-0	68,436	33
Dec. 7, 2003	Miami	W	12-0	68,436	28
Dec. 14, 2003	Jacksonville	W	27-13	68,436	25
Dec. 27, 2003	Buffalo	W	31-0	68,436	42
Jan. 10, 2004*	Tennessee	W	17-14	68,436	4
Jan. 18, 2004*	Indianapolis	W	24-14	68,436	32
Sept. 9, 2004	Indianapolis	W	27-24	68,756	73
Oct. 10, 2004	Miami	W	24-10	68,756	64
Oct. 17, 2004	Seattle	W	30-20	68,756	50
Oct. 24, 2004	N.Y. Jets	W	13-7	68,756	46
Nov. 14, 2004	Buffalo	W	29-6	68,756	40
Nov. 28, 2004	Baltimore	W	24-3	68,756	52
Dec. 12, 2004	Cincinnati	W	35-28	68,756	39
Jan. 2, 2005	San Francisco	W	21-7	68,756	32
Jan. 16, 2005*	Indianapolis	W	20-3	68,756	25
Sept. 8, 2005	Oakland	W	30-20	68,756	74

*-Playoffs

HOME WINNING STREAK BY THE NUMBERS

1,440,000

The approximate number of fans who came through the Gillette Stadium turnstiles during the streak.

1,000

The approximate number of days that elapsed between home losses.

44.8

The average temperature, in degrees Fahrenheit, at kickoff during the Patriots' 21-game home winning streak.

27

The NFL record for consecutive regular-season home victories, set by the Miami Dolphins from 1971-74.

14

The number of different teams the Patriots defeated at Gillette Stadium during the streak (Indianapolis and Miami three times; Buffalo, N.Y. Jets and Tennessee two times each).

11.8

The average number of points per game the Patriots allowed their opponents to score during the 21-game home winning streak.

11.5

The Patriots' average margin of victory during the streak, outscoring their opponents by an aggregate total of 490-248.

10

The number of times the Patriots held their opponents to a single touchdown or less during the streak.

13

The number of victories that came by 10 points or more during the home winning streak.

7

The number of victories that came by seven points or fewer during the home winning streak.

3

The number of victories that came by just three points during the home winning streak.



THREE-TIME SUPER BOWL CHAMPIONS





WEEK 4: CHARGERS 41, PATRIOTS 17

CHARGERS 41, PATRIOTS 17

October 2, 2005 ★ Gillette Stadium (Att: 68,756)

	1	2	3	4	Final
San Diego Chargers	3	14	14	10	— 41
New England Patriots	7	10	0	0	— 17

The Patriots suffered their second loss of the season, dropping to 2-2 as the San Diego Chargers ended New England's 21-game home winning streak. The teams were tied at 17 midway through the third quarter, but San Diego made a late-game surge that netted 24 unanswered points to take the victory. New England allowed the Chargers to accumulate 431 total net yards, the most by a Patriots opponent since Cincinnati totaled 478 net yards on Dec. 12, 2004.

HOME LOSS

With the Patriots' 41-17 loss at Gillette Stadium, New England's 21-game home winning streak, and the NFL's longest current home winning streak, came to an end. Before the loss to San Diego, the last time the Patriots fell at home was on Dec. 22, 2002 in a 30-17 loss to the New York Jets. Despite the defeat, the Patriots have recorded a 25-4 (.862) all-time record at Gillette Stadium, including regular-season and postseason contests. In an interesting similarity, the Patriots' overall winning streak set during the 2003 and 2004 seasons also reached 21 games before it was snapped at Pittsburgh on Oct. 31, 2004.

POINTS ALLOWED

The 41 points scored by the Chargers were the most points allowed by a Patriots defense in nearly seven full years, dating back to Nov. 8, 1998, when New England was handed a 41-10 defeat by the Atlanta Falcons. Since that time, however, the Patriots have scored at least 41 points against opponents five times, including a 42-15 win over Cleveland and a 41-27 victory over Pittsburgh in last season's AFC Championship Game.

PASS CATCHER

Patrick Pass led all receivers in the game with eight receptions, setting a new career high. Pass' previous career high was five catches, set against the New York Jets on Dec. 26, 2004 and against the San Francisco 49ers on Jan. 2, 2005. Pass' eight catches against San Diego were for 55 yards, also setting a career best.

HUNDRED-YARD RUSHER

San Diego's LaDainian Tomlinson ran for 134 yards, marking just the second time in the last 16 regular-season and playoff games that the Patriots have allowed an opponent to top the century mark on the ground. The last player to do it was San Francisco's Kevan Barlow, who racked up 103 yards in the 2004 season finale on Jan. 2, 2005. Tomlinson's 134 yards were the most by a Patriot opponent since Indianapolis' Edgerrin James totaled 144 yards on 30 carries in the 2004 season opener on Sept. 9, 2004.

COREY SCORES

Corey Dillon scored his team-leading fifth touchdown of the season on a 1-yard run in the first quarter to give the Patriots a 7-3 lead. The touchdown was the 62nd of Dillon's career and his 17th since joining the Patriots prior to the 2004 season. Dillon's 17 touchdown runs in a Patriots uniform ties him with John Stephens for ninth on the team's all-time list. Dillon and Stephens are one score behind Mosi Tatupu, who ranks eighth on the all-time rushing touchdown list with 18 career rushing scores.

THE DWIGHT STUFF

Tim Dwight scored his second touchdown of the season on a 30-yard scoring reception in the second quarter, giving the Patriots a 14-10 lead. Dwight, who joined the Patriots as a free agent prior to the 2005 season after spending four years in San Diego, scored his second touchdown in as many games in Foxborough, having also scored in the season opener against the Oakland Raiders on Sept. 8. Dwight has now grabbed 16 career touchdown passes, and his two receiving scores so far this year are his most since 2002, when he also had two touchdown catches.

KNOTTED AT THE HALF

The Patriots and Chargers were tied at halftime (17-17). The last time the Patriots lost a game in which they were tied at halftime was also against San Diego, on Sept. 29, 2002. In that game, the teams were tied at 14 at the half, but the Chargers went on to win, 21-14. Since that game (the last meeting between the teams), the Patriots had won six consecutive games in which they were tied at halftime.

HUNDRED YARD RECEIVER LOSS

San Diego's Antonio Gates caught 108 yards worth of passes on six receptions. The last time New England lost a game in which an opponent had a 100-yard receiver was on Oct. 27, 2002. In that game, Denver's Ed McCaffery had 116 yards on eight catches and Denver won, 24-16. Since that game, the Patriots had won 11 consecutive games when an opponent caught 100 yards worth of passes, including two this season.

RARE MISS

Adam Vinatieri missed a 37-yard field goal wide right to end the Patriots' first possession of the game. The miss ended Vinatieri's streak of 34 consecutive regular-season field goals of 46 yards or fewer. Prior to the Chargers game, the last time the two-time Pro Bowler missed a field goal from closer than 46 yards was in the 2003 season finale, missing a 24-yarder in against Buffalo on Dec. 27, 2003.

BIG TIME BETHEL

Bethel Johnson recorded a 54-yard kickoff return to the San Diego 47-yard line in the second quarter, setting up a 30-yard touchdown pass from Tom Brady to Tim Dwight two plays later. The kickoff return was the seventh return of 50 or more yards in Johnson's 3-year career. The 54-yard return was the longest for the Patriots since Johnson's 93-yard kickoff return for a touchdown at Cleveland on Dec. 4, 2004.

SILVER UNIFORMS

The Patriots wore their silver jerseys for the first and only time in the 2005 season. New England donned its silver duds for the fourth time since the alternate uniform made its debut in the 2003 season, and suffered its first loss in silver. Silver had served the Patriots well in the past, as New England had won all three previous games in which it wore silver, including two shutouts. The jerseys made their debut on Nov. 16, 2003 in the Patriots' 12-0 victory over Dallas at Gillette Stadium. They returned the following month in New England's snowy 12-0 AFC East-clinching victory over Miami in Foxborough on Dec. 7, 2003. Last season, the jerseys made their one and only appearance in the Patriots' 35-28 victory over Cincinnati on Dec. 12, 2004 in Foxborough, a win that also clinched the AFC East crown.



THREE-TIME SUPER BOWL CHAMPIONS





WEEK 3: PATRIOTS 23, STEELERS 20

PATRIOTS 23, STEELERS 20

September 25, 2005 ★ Heinz Field (Att: 64,868)

	1	2	3	4	Final
New England Patriots	7	0	3	13	— 23
Pittsburgh Steelers	10	0	3	7	— 20

The Patriots improved to 2-1 on the season with a dramatic victory over the Pittsburgh Steelers at Heinz Field in a rematch of the 2004 AFC Championship Game. A game-winning 43-yard field goal by Adam Vinatieri with one second left provided the difference in the game after Pittsburgh had tied the score at 20 with just 1:21 remaining in the contest. The Patriots had trailed 13-7 late in the third quarter, but rallied to take a 20-13 lead with 3:19 left.

New England's scoring came courtesy of two touchdown runs by Corey Dillon and three field goals from Vinatieri, including the game-winner. Other offensive stars for the Patriots included Tom Brady, who threw for 372 yards and completed 75.6 percent of his passes (31-of-41), and David Givens, who set career highs in both receptions (9) and receiving yards (130).

On defense, the Patriots held Pittsburgh's Ben Roethlisberger to just a 42.9 percent completion rate (12-for-28) after he entered the contest having completed 71.9 percent of his throws (23-of-32). New England also held the Steelers to just 23 percent on third down conversions (3-for-13). The Patriots outgained Pittsburgh in total net yards, 425-269, and also sacked Roethlisberger four times, two by Richard Seymour.

The game began with some quick scoring, as the Patriots took a 7-0 lead on a 4-yard touchdown run by Dillon on their first drive. But Pittsburgh tied the game with an 85-yard scoring pass from Roethlisberger to Hines Ward on the very next play from scrimmage. The Steelers added a field goal later in the first quarter to cap the first-half scoring and take a 13-10 lead into halftime before the Patriots produced their late-game heroics.

BRADY PILES UP YARDS

Tom Brady improved to 20-2 in games decided by three points or fewer, as he totaled 372 yards on 31-of-41 passing. The 372 yards marked the second-highest yardage total of his career and his highest yardage in a non-overtime game. Brady's 75.6 percent completion rate was the third highest of his career. The Patriots signal caller exceeded the 300-yard mark for the second time in three games this season, having also accomplished the feat against Oakland in the season opener (306 yards). The effort against Pittsburgh marked the 10th time in his regular-season career that Brady exceeded 300 yards. He has also accomplished the feat twice in the playoffs.

THE DWIGHT STUFF

Tim Dwight's 28-yard punt return in the final minute of the third quarter set up a 48-yard field goal by Adam Vinatieri that pulled the Patriots to within three points, 13-10. It was the longest punt return by a Patriot since the 2002 season, when Deion Branch rattled off a 40-yard return against the Denver Broncos on Oct. 27, 2002. The return was Dwight's second of 20-plus yards this season. He had a 27-yard return in the season opener against Oakland on Sept. 8.

CATCHIN' KEVIN

Kevin Faulk's first reception of the game, an 8-yard grab near the end of the first quarter, was the 211th reception of his career, moving him into second place all-time among Patriots running backs. Faulk, who was drafted by the Patriots in the second round out of LSU in 1999, trails only Tony Collins' team-record 261 receptions from the running back position. With his first catch against the Steelers, Faulk passed Sam Cunningham, whose 210 receptions now rank third all-time among Patriots running backs. Faulk also moved into 10th place among all Patriots receivers.

COMEBACK KID

Tom Brady engineered his 17th career game-winning performance, going 12-for-12 passing for 167 yards over the final 14:19 to rally the Patriots from a 13-10 deficit and claim a 23-20 victory on Adam Vinatieri's 43-yard field goal with one second left. With Pittsburgh in the lead in the fourth quarter, Brady completed all five of his passes for 76 yards, leading a 7-play, 86-yard drive that ended in a 7-yard touchdown run by Corey Dillon that made the score 17-13. After a Steelers punt, Brady completed four more passes for 54 yards as part of a 7-play, 59-yard drive that ended in a 35-yard field goal and a 20-13 lead. Pittsburgh tied the game at 20 on the ensuing possession, but Brady went to work again, completing all three of his passes for 37 more yards, leading the Patriots into range for Vinatieri to convert the game winner.

AUTOMATIC ADAM

Adam Vinatieri nailed his 18th career game-winning field goal, a 43-yard boot with one second left in the game to give the Patriots a 23-20 victory over the Steelers. It was his first game-winning kick since hitting a 41-yarder to win Super Bowl XXXVIII on Feb. 1, 2004.

BIG MAC ATTACK

Willie McGinest dropped Ben Roethlisberger for a 9-yard sack in the fourth quarter, moving into third place on the Patriots' all-time sacks list with his 73rd career sack. The sack moved McGinest past Tony McGee, who recorded 72.5 sacks for New England from 1974-81. McGinest, the fourth overall selection in the 1994 NFL Draft, now trails only Andre Tippett (100.0 career sacks) and Julius Adams (79.5 sacks) in the Patriots record books.

GIVENS SETS CAREER HIGHS

David Givens caught nine passes for 130 yards, setting career highs in both receptions and receiving yards. The bulk of his work came in the second half, as he caught seven passes for 111 yards in the half, including five catches for 82 yards in the fourth quarter. His previous single-game career highs were eight catches (10/31/04 at Pittsburgh) and 120 yards (09/19/04 at Arizona). Givens has now exceeded 100 receiving yards five times in his 4-year career. He is the first Patriot to gain 100 receiving yards in 2005.

COREY SCORES

Corey Dillon scored two rushing touchdowns, marking his second multiple-score game of the season and the 13th time in his career he has recorded two or more rushing touchdowns. Dillon's 4-yard touchdown run on New England's first offensive possession gave the Patriots a 7-0 lead, and his 7-yard scoring run in the fourth quarter gave New England a 17-13 advantage. The touchdowns give Dillon a team-high four on the season, 16 as a Patriot and 61 for his career. Dillon now ranks 10th on the Patriots' all-time list, moving past Carl Garrett and Babe Parilli (15 each).

TWO SACKS BY "BIG SEY"

Richard Seymour had two sacks of Ben Roethlisberger, recording his first two sacks of the season and giving him 23.5 sacks for his career. Seymour's first sack of the day, in the second quarter, was for a 9-yard loss. His second sack was for an 8-yard loss and backed the Steelers up to their own 2-yard line.



THREE-TIME SUPER BOWL CHAMPIONS





WEEK 2: PANTHERS 27, PATRIOTS 17

PANTHERS 27, PATRIOTS 17

September 18, 2005 ★ Bank of America Stadium (Att: 73,528)

	1	2	3	4	Final
New England Patriots	7	0	10	0	— 17
Carolina Panthers	7	10	3	7	— 27

The Patriots dropped their first game of the 2005 campaign, falling to the Panthers in Charlotte, 27-17. New England lost for just the third time in 36 games and fell to an NFC team for the first time since losing to Washington on Sept. 28, 2003.

The New England defense played solidly against the Panthers' passing attack, holding Carolina signal caller Jake Delhomme to just a 42.3 percent completion rate (11-26) and 154 yards with an interception. But Panthers running back Stephen Davis scored three touchdowns and Carolina forced two costly Patriots turnovers to provide the difference in the game.

The Patriots got on the board first, taking a 7-0 lead on a 1-yard touchdown pass from Tom Brady to Daniel Graham. The play was set up by a 71-yard catch-and-run play by Troy Brown, the longest Patriots reception in nearly two seasons. The New England lead was short-lived, however, as the Panthers offense came out firing on the ensuing drive. Delhomme completed back-to-back passes of 23 and 41 yards to set up the first of Davis' three 1-yard touchdown runs, tying the score at seven with 1:20 left in the first quarter.

In the second stanza, the Patriots appeared poised to counterpunch as Brady led a drive that reached the Panthers' 23-yard line. But following a 10-yard holding penalty, Brady was picked off by Panthers linebacker Will Witherspoon to end the scoring threat. Carolina took advantage, seizing the lead on the ensuing possession as a 51-yard field goal by John Kasay put the Panthers ahead, 10-7. With the momentum now on Carolina's side, the Panthers stopped the Patriots' next offensive possession, setting up a Patriots punt that was returned by Chris Gamble for a 76-yard gain that gave Carolina possession on the New England 13-yard line. Four plays later, Davis' second 1-yard scoring scamper gave the Panthers a 17-7 lead that they took into halftime.

Carolina got the ball to begin the second half and used another long Kasay field goal (52 yards) to take a 20-7 lead. The Patriots then set into motion a sequence of events that got them back into the game, as a 45-yard field goal by Adam Vinatieri made the score 20-10, and a 24-yard interception return for a touchdown by Mike Vrabel cut the gap to 20-17 with 6:08 left in the third quarter. New England stopped the Panthers' next offensive bid to get the ball back with a chance to tie or take the lead, but the Panthers' Mike Rucker sacked Brady and caused a fumble that was recovered by Julius Peppers at the Patriots' 12-yard line. Five plays later, Davis plunged into the end zone for a third time to make the score 27-17 with 14 seconds elapsed in the final quarter.

Neither team could move the ball into its opponent's territory for much of the final quarter until the Patriots broke onto Carolina's side of the field with around three minutes to play, trailing by 10 points. New England made it as far as the Carolina 32-yard line, but a fumble by Benjamin Watson with 2:17 left in the game was recovered by the Panthers' Dan Morgan. Carolina was able to keep the ball and run out the clock to score the victory.

100 TOUCHDOWNS FOR BRADY

Tom Brady threw the 100th touchdown pass of his regular-season career in the first quarter when he hooked up with Daniel Graham on a 1-yard scoring toss. Brady is the fourth quarterback in Patriots history to achieve the feat, joining Steve Grogan (182), Drew Bledsoe (166) and Vito "Babe" Parilli (132). Brady achieved the milestone in his 64th career regular-season start.

ABLE VRABEL

Mike Vrabel returned an interception 24 yards for a touchdown in the third quarter, recording the first defensive touchdown of his career. On offense, Vrabel has scored five career receiving touchdowns (3 in the regular season, 2 in the playoffs) on five career receptions while lining up as a tight end in goal-line situations. The play marked the first time the Patriots have recorded an interception return for a touchdown since Asante Samuel recorded a 34-yard scoring return against Cincinnati on Dec. 12, 2004 at Gillette Stadium. In 2004, the Patriots scored four defensive touchdowns (3 fumble returns, 1 interception return), and in 2003, New England led the NFL with six defensive touchdowns. The Patriots have now scored 11 defensive touchdowns in their last 32 regular season games, dating back to week three of the 2003 season. The Patriots fell to 16-3 in their last 19 games when scoring on defense, dating back to 1999.

LONG BALL

Troy Brown hauled in a 71-yard pass from Tom Brady in the first quarter, setting up the Patriots' first touchdown on the next play. For Brown, the catch was the second longest reception of his 13-year career, and it was the longest reception by a Patriot since Brown hauled in an 82-yard touchdown in overtime to best the Miami Dolphins on Oct. 19, 2003. It was the longest non-scoring catch of Brown's career and the third longest completion of Brady's career. Brown is the third leading receiver in Patriots history and needs seven catches to pass Ben Coates for second place on the all-time receptions list and 73 yards to pass Irving Fryar for second place on the all-time receiving yardage list.

TRAILING AT HALFTIME

The Patriots trailed at halftime, marking the first time they faced a halftime deficit since Oct. 31, 2004, when they trailed the Pittsburgh Steelers 24-10. New England had either led or was tied at the half in 13 consecutive games (10 regular season and three playoff contests). In 2004, the Patriots trailed at the half just twice, in the Pittsburgh game and in the season opener against Indianapolis (trailed 17-14 in a game eventually won).

RARE PICK

Tom Brady threw a second quarter interception to Will Witherspoon that ended a streak of 157 consecutive passes without an interception, including last year's playoffs. Brady did not throw a pick in the 2004 playoffs (81 postseason attempts), and did not throw an interception in last week's season opener against Oakland. Prior to the Panthers game, the last time Brady was picked off was in the first quarter of the 2004 regular-season finale against the San Francisco 49ers on Jan. 2, 2005.

SECOND QUARTER STREAK OVER

The Patriots did not score in the second quarter, ending a streak of 25 consecutive games in which they had put points on the board in the second quarter (including six playoff games). The last time New England was blanked in the second quarter was on Dec. 7, 2003 at Gillette Stadium against the Miami Dolphins. The Patriots scored in the second quarter in every game of the 2004 regular season and also in every game in the 2003 and 2004 playoffs.

GOLDEN GRAHAM

Daniel Graham hauled in his first touchdown reception of the season on a 1-yard grab from Tom Brady in the first quarter. The touchdown was the 13th of Graham's career. The 2002 first-round draft choice ranks fourth on the team in terms of career touchdowns in a Patriots uniform, trailing only Troy Brown (28), Kevin Faulk (19) and Corey Dillon (15). In 2004, Graham tied for the team lead with seven receiving touchdowns.



THREE-TIME SUPER BOWL CHAMPIONS





WEEK 1: PATRIOTS 30, RAIDERS 20

PATRIOTS 30, RAIDERS 20

September 8, 2005 ★ Gillette Stadium (Att: 68,756)

	1	2	3	4	Final
Oakland Raiders	7	7	0	6	— 20
New England Patriots	10	7	6	7	— 30

The Patriots began the 2005 season with a steady 30-20 victory over the Oakland Raiders in a nationally-televised Thursday night matchup at Gillette Stadium. The win was the New England's 21st consecutive home triumph. The Patriots unveiled their Super Bowl XXXIX championship banner as part of a star-studded pregame show before getting to work.

A pair of former Super Bowl MVPs came up big for the Patriots on offense, as Tom Brady topped 300 yards for the ninth time in his regular-season career and Deion Branch led New England with seven catches for 99 yards. Branch and newcomer Tim Dwight each grabbed first-half touchdown passes and running back Corey Dillon ran into the end zone twice in the second half for his 12th career multiple rushing touchdown game.

On defense, the Patriots' biggest play of the night came in the third quarter with New England clinging to a 17-14 lead. On the play, Jarvis Green sacked Oakland's Kerry Collins for a 13-yard loss, causing Collins to fumble on the play. The ball shot into the air and nose tackle Vince Wilfork grabbed it to give the Patriots possession on the Oakland 20-yard line. Three plays later, Dillon charged for an 8-yard touchdown, giving the Patriots a solid 23-14 lead.

100th WIN FOR BELICHICK

The victory over the Raiders marked the 100th overall victory as a head coach for Bill Belichick. The Patriots head coach is now 90-71 in the regular season and 10-1 in the playoffs for an overall mark of 100-72 in his career. Belichick is 63-27 overall as head coach of the Patriots. Belichick joins eight other active coaches in the 100-win club (Marty Schottenheimer, Bill Parcells, Joe Gibbs, Bill Cowher, Mike Holmgren, Mike Shanahan, Dick Vermeil and Dennis Green) and is the 33rd head coach in NFL history to record 100 overall wins. Belichick and Parcells are the only coaches to have earned their 100th career win with the Patriots. Parcells earned his 100th overall win in the Patriots' 1994 season finale.

TOM TERRIFIC

With 306 passing yards, Tom Brady notched the ninth 300-yard passing game of his regular-season career. He also has had two 300-yard games in the playoffs. The last time he threw for over 300 yards was at Kansas City on Nov. 22, 2004, when he notched 315 yards. Against the Raiders, Brady had a 105.8 passer rating, marking the 27th time he has achieved a rating of 100.0 or better in his regular-season and playoff career. The Patriots are now 27-0 in games when Brady posts a rating of 100.0 or better.

DOUBLE-DIP FOR DILLON

Corey Dillon ran for two touchdowns, marking the 12th multiple rushing touchdown game of his career. Last season, Dillon ran into the end zone twice in three games, with his last two-touchdown performance coming on Dec. 5, 2004 at Cleveland.

MILLER TIME

Patriots punter Josh Miller dropped back-to-back punts inside the Raiders' 5-yard line in the third quarter. His first punt of the second half was a 48-yard bomb that bounced just in front of the goal line and spun back to the 4-yard line, where it was downed by Larry Izzo. Miller's next punt was a 49-yard boot that bounced around deep in Raiders territory and was downed by Randall Gay at the 4-yard line.

CAPTAINS TAKE THE FIELD

The Patriots' 2005 captains were on the field for the opening coin toss. The offensive captains are Tom Brady (fourth season as a captain) and Troy Brown (fourth season). The defensive captains are Rodney Harrison (third season), Richard Seymour (third season) and Mike Vrabel (first season). The special teams captain is Larry Izzo (fifth season).

THE DWIGHT STUFF ON PUNT RETURNS

Tim Dwight made a splash with his first punt return as a Patriot, gaining 27 yards on a first-quarter return. It was the longest punt return by a Patriot since the 2002 season, when Deion Branch rattled off a 40-yard return against the Denver Broncos on Oct. 27, 2002. In 2003, the longest punt return was a 23-yard scamper by Troy Brown (09/21/03 vs. N.Y. Jets). In 2004, the longest punt return was also a 23-yarder by Brown (12/26/04).

TOUCHDOWN TIM

Tim Dwight caught his first touchdown pass as a Patriot, scurrying around the edge to snare a 5-yard pass from Brady to give the Patriots a 17-14 lead in the second quarter. Last season with the San Diego Chargers, Dwight had just two receptions while playing in 12 games. Tonight's score was the 14th career touchdown grab for the eighth-year veteran.

BIG BENJAMIN

Benjamin Watson caught two passes for 55 yards on the Patriots' first drive, leading to a 26-yard field goal by Adam Vinatieri. As a rookie last season, the former first-round draft choice played in one game, the season-opener against Indianapolis) and had two catches for 16 yards.

QUICK HITS

- Mike Vrabel dropped Kerry Collins for a 6-yard sack late in the third quarter. It was the Patriots' first sack of the season.
- Adam Vinatieri had an extra point blocked in the third quarter. It was the first point after miss for Vinatieri since Nov. 16, 2003, when he had a PAT blocked against Dallas.

OPENING DRIVES

The Patriots allowed the Raiders to score a touchdown on their opening drive, marking the first time in 37 games that New England had allowed an opening-drive touchdown. The streak included six playoff games and dated back to the 2003 season opener (at Buffalo, 09/07/03). In the 2004 regular season and playoffs (a total of 19 games), the Patriots allowed opponents only six points on their first offensive possession, a mark that led the NFL.

BRANCHING OUT

Deion Branch picked up right where he left off last year, catching the Patriots' first touchdown of the season on an 18-yard grab from Tom Brady in the first quarter. For Branch, the Super Bowl XXXIX MVP, it was his 10th career touchdown catch, and for Brady, the MVP of Super Bowls XXXVI and XXXVIII, it was his 98th career scoring pass.

LONG BALL

The Raiders took a 14-10 lead in the second quarter on a 73-yard bomb from Kerry Collins to Randy Moss. It was the longest play from scrimmage the Patriots have allowed since Dec. 4, 2000, when Kansas City's Elvis Grbac connected with Derrick Alexander on an 81-yard touchdown pass at Foxboro Stadium.



THREE-TIME SUPER BOWL CHAMPIONS





PATRIOTS IN THE COMMUNITY

PATRIOTS RETURN TO OTIS AIR NATIONAL GUARD BASE

Several New England Patriots returned to Otis Air National Guard Base on Cape Cod on Tuesday, Sept. 20, delivering boxes of t-shirts and children's toys to the families displaced to the base in the aftermath of Hurricane Katrina. Patriots players Kevin Faulk, Jarvis Green, Eric Alexander, Bethel Johnson and Daniel Graham, along with assistant strength and conditioning coach, Harold Nash, drove to the base to deliver the goods and meet with the over 700 people currently staying at the base.

The week before, Faulk, Johnson, Alexander, Nash and Don Davis delivered a truckload of clothing and shoes, which had been collected from the entire team, to the first group of 200 people who had arrived at the base. Faulk, who hails from Carencro, Louisiana and attended LSU, encouraged his teammates to clean out their closets and bring gently used clothing items to the stadium. The entire team brought in bags and boxes of shoes, men's clothes, women's clothes and baby clothes to be donated to the families. From there, Faulk packed up a truck with the thousands of items to transport them to the base. They were met with such appreciation from the evacuees that Faulk organized the return trip.

The Patriots contingent spent several hours with the evacuees, signing autographs and posing for pictures. In addition to Faulk, Green, Alexander and Nash also have ties to the Gulf region; Green and Alexander attended LSU and Nash is a native of New Orleans and attended Louisiana-Lafayette.



Kevin Faulk led a group of Patriots to Otis ANG Base to deliver clothing to Hurricane Katrina evacuees on Monday, Sept. 12 and Tuesday, Sept. 20.

UPCOMING EVENTS

Oct. 11 – Matt Light Donation: Matt Light, in conjunction with the Matt Light Foundation, will present a \$25,000 check to Children's Hospital Boston to fund a 3-D echocardiography system for the hospital. The system is a non-invasive imaging technique used by cardiac specialists to identify heart problems. The press conference will take place at **11:30 a.m.** Please contact Andrea Duggan at Children's Hospital Boston at (617) 355-6420 or 8938 for more information.

Oct. 11 – Men's Health Day at Gillette Stadium: The public is invited to *Men's Health Day* for free fitness advice, nutrition analysis, cancer screening, blood pressure analysis and much more. The free event will be held on Tuesday, Oct. 11 at Gillette Stadium in Foxborough from 2:00-8:00 PM. Participating are some of Boston's leading health organizations, including The Dana-Farber Cancer Institute, Boston Medical Center, The American Heart Association, The American Red Cross, The American Cancer Society and The American Diabetes Association.

Oct. 18 – Hometown Huddle: The Patriots and the United Way of Massachusetts Bay will collaborate for a home rehabilitation project for elderly residents in the Jamaica Plain section of Boston, MA. Several New England Patriot players and cheerleaders will participate in all minor aspects of the home repairs.

THE NEW ENGLAND PATRIOTS

Charitable Foundation



THREE-TIME SUPER BOWL CHAMPIONS





BROADCAST INFORMATION

PATRIOTS ALL ACCESS

Patriots All Access, an Emmy Award-winning one-hour magazine show, airs weekly throughout the season on WCVB-TV Channel 5 in Boston. Indicative of its name, Patriots All Access provides viewers exclusive, behind-the-scenes access and weekly in-depth features on Patriots players and personnel. WCVB's Mike Lynch hosts the program and is joined by head coach Bill Belichick for a weekly chalk talk and also by a Patriots player of the week. Another weekly segment takes a look at what Patriots players do off the field. The show also offers game previews, reviews and comprehensive analysis of every Patriots game.



WCVB-TV Channel 5

Patriots All Access.....Saturdays at 7:00 p.m and Sundays at 10:00 a.m.

TOTALLY PATRIOTS



Totally Patriots, a youth-oriented football show, is making its debut for the 2005 season, airing each Sunday morning on WCVB, Channel 5 in Boston. The show, hosted by Kerry Connolly, is geared towards young fans and includes a health and fitness segment as well as a weekly football tips feature with Patriots Hall of Fame linebacker Andre Tippett and a current Patriots player. Other features and segments emphasize the importance of an active lifestyle and let young football players hear directly from the pros. Check your local listings for other times and locations.

WCVB-TV Channel 5

Totally Patriots.....Sundays at 11:00 a.m.

WBCN PATRIOTS ROCK RADIO NETWORK

For the 11th consecutive season, WBCN was proud to be the flagship station for the Patriots Rock Radio Network. Every Patriots game was heard on WBCN (104.1 FM) and its network of 36 stations throughout all six New England states. Longtime broadcast tandem Gil Santos and Gino Cappelletti call all of the action in static-free stereo sound.



FLAGSHIP STATION
WBCN
Boston ★ 104.1 FM



MASSACHUSETTS

WBSM	Fairhaven	1420 AM
WSAR	Fall River	1480 AM
WGAW	Gardner	1340 AM
WPVQ	Greenfield	95.3 FM
WBEC	Pittsfield	1420 AM
WBEC	Pittsfield	95.7 FM
WAQY	Springfield	102.1 FM
WXTK	Cape Cod	95.1 FM
WWFX	Worcester	100.1 FM

MAINE

WEBB	Augusta	98.5 FM
WNSX	Bangor	97.7 FM
WHOU	Houlton	100.1 FM
WBLM	Portland	102.9 FM
WFZX	Searsport	101.7 FM

CONNECTICUT

WCCC	Hartford	106.9 FM
WMOS	New London	104.7 FM
WINY	Putnam	1350 AM

NEW HAMPSHIRE

WKXL	Concord	1450 AM
WSHK	Dover	105.3 FM
WSAK	Hampton	102.1 FM
WTPL	Hillsboro	107.7 FM
WVRR	Lebanon	101.7 FM
WFEA	Manchester	1370 AM
WWHQ	Meredith	101.5 FM
WPKQ	N. Conway	103.7 FM

RHODE ISLAND

WSKO	Providence	790 AM
WSKO	Providence	99.7 FM

VERMONT

WBTN	Bennington	1370 AM
WKVT	Brattleboro	92.7 FM
WEAV	Burlington	960 AM
WXZO	Burlington	96.7 FM
WMXR	Woodstock	93.9 FM
WMOO	Derby	92.1 FM
WEXP	Rutland	101.5 FM
WSTJ	St Johnsbury	1340 AM
WSNO	Waterbury	1450 AM

PATRIOTS MONDAY ON WEEI

Sports Radio WEEI has the exclusive rights to broadcast "Patriots Monday" from Gillette Stadium every week during the season. The daylong programming lineup offers fans unique access from head coach Bill Belichick and quarterback Tom Brady along with appearances by other star players.

Sports Radio WEEI

850 AM (Boston) and 103.7 FM (Providence)

Time (Mondays)	Show	Guest(s)
6:00 – 10:00 a.m.	Dennis and Callahan	Tom Brady
10:00 a.m. – 2:00 p.m.	Dale and Holley	Stars of the Week
2:00 – 6:00 p.m.	The Big Show	Coach Belichick

PATRIOTS FOOTBALL WEEKLY ON WB56

Join the editorial staff of Patriots Football Weekly for a half-hour Patriots extravaganza every Saturday night during the football season on WLVI-TV (WB56). The ultimate studio sports show for the ultimate Patriots fan is patterned like the official team newspaper, aiming to be confrontational and opinionated as the reporters dish about what's ahead for the team, give opponent analysis and offer insider information they've learned from working in the trenches at Gillette Stadium.

WLVI-TV Channel 56

Patriots Football Weekly Every Saturday night at Midnight

PATRIOTS.COM

The official Web site of the New England Patriots offers fans an exciting lineup of daily features and is one of the most advanced and exciting Web sites in all of sports. **Patriots Video News** is a streaming video show broadcast daily on Patriots.com, giving Patriots fans interviews and analysis that picks up where the newspapers and TV reports leave off. **Patriots.com Radio** features six hours of original daily programming beginning at noon ET and allows fans to interact with hosts and guests via phone and email. Besides these features, the site offers daily news updates, press releases, live coverage of all press conferences and much more.

TELEVISION RATINGS

Historically, the Patriots have been at or near the top of the weekly television ratings for the 2.4 million homes in the Boston market. Below is a historical perspective to show the Patriots' consistent popularity in the Boston market.

2005 RATINGS: BOSTON TV MARKET

Date	Opponent	Net.	Boston TV	Rtg / Share
09/08	Oakland	ABC	WCVB 5	23.3 / 44
09/18	at Carolina	CBS	WBZ 4	22.3 / 50
09/25	at Pittsburgh	CBS	WBZ 4	29.9 / 52
10/02	San Diego	CBS	WBZ 4	21.0 / 43
10/09	at Atlanta	CBS	WBZ 4	27.4 / 55

RATINGS HISTORY

Season	Rating / Share
2004 Regular Season Average	31.2 / 56
2004 Postseason Average	48.9 / 70
2003 Regular Season Average	26.8 / 51
2003 Postseason Average	47.0 / 72
2002 Regular Season Average	28.5 / 53
2001 Regular Season Average	24.7 / 48
2001 Postseason Average	47.4 / 73

Note: Each ratings point represents one percent of the 2.4 million homes in the Boston TV market.



THREE-TIME SUPER BOWL CHAMPIONS





2005 OFFENSIVE STATISTICS

WON 3, LOST 2

09/08 W 30-20	Oakland	68,756
09/18 L 17-27	at Carolina	73,528
09/25 W 23-20	at Pittsburgh	64,868
10/02 L 17-41	San Diego	68,756
10/09 W 31-28	at Atlanta	71,079
10/16	at Denver	
10/30	Buffalo	
11/07	Indianapolis	
11/13	at Miami	
11/20	New Orleans	
11/27	at Kansas City	
12/04	New York Jets	
12/11	at Buffalo	
12/17	Tampa Bay	
12/26	at New York Jets	
01/01	Miami	

N.E. Opp.

TOTAL FIRST DOWNS	98	98
Rushing	25	31
Passing	65	52
Penalty	8	15
3rd Down: Made/Att	25/67	24/65
3rd Down Pct.	37.3	36.9
4th Down: Made/Att	1/2	0/0
4th Down Pct.	50.0	0.0
POSSESSION AVG.	30:18	29:42
TOTAL NET YARDS	1879	1688
Avg. Per Game	375.8	337.6
Total Plays	318	308
Avg. Per Play	5.9	5.5
NET YARDS RUSHING	405	574
Avg. Per Game	81.0	114.8
Total Rushes	125	147
NET YARDS PASSING	1474	1114
Avg. Per Game	294.8	222.8
Sacked/Yards Lost	7/63	10/67
Gross Yards	1537	1181
Att./Completions	186/121	151/78
Completion Pct.	65.1	51.7
Had Intercepted	5	1
PUNTS/AVERAGE	28/43.9	31/44.7
NET PUNTING AVG.	28/36.3	31/37.9
PENALTIES/YARDS	44/395	42/363
FUMBLES/BALL LOST	6/4	3/2
TOUCHDOWNS	14	16
Rushing	6	5
Passing	7	10
Returns	1	1

* SCORE BY PERIODS	Q1	Q2	Q3	Q4	OT	PTS
TEAM	45	17	33	23	0	118
OPPONENTS	27	44	20	45	0	136

* SCORING	TD-Ru	Pa	Rt	K-PAT	FG	S	PTS
Vinatieri	0	0	0	0	13/14	7/ 9	0 34
Dillon	5	5	0	0			0 30
Dwight	2	0	2	0			0 12
Graham	2	0	2	0			0 12
Branch	1	0	1	0			0 6
Johnson	1	0	1	0			0 6
Pass	1	1	0	0			0 6
Vrabel	1	0	0	1			0 6
Watson	1	0	1	0			0 6
TEAM	14	6	7	1	13/14	7/ 9	0 118
OPPONENTS	16	5	10	1	14/14	8/10	0 136

2-Pt. Conversions: TEAM 0-0, OPPONENTS 1-2

SACKS: McGinest 3.0, Seymour 2.0, Colvin 1.5, Green 1.5, Vrabel 1.5, Wilfork 0.5, TEAM 10.0, OPPONENTS 7.0

* PASSING	Att	Cmp	Yds	Cmp%	Yds/Att	TD	TD%	Int	Int%	Long	Sack/Lost	Rating
Brady	182	119	1522	65.4	8.36	7	3.8	4	2.2	71	7/ 63	95.1
Cassel	4	2	15	50.0	3.75	0	0.0	1	25.0	12	0/ 0	19.8
TEAM	186	121	1537	65.1	8.26	7	3.8	5	2.7	71	7/ 63	92.1
OPPONENTS	151	78	1181	51.7	7.82	10	6.6	1	0.7	85t	10/ 67	97.0

* RUSHING	No.	Yds	Avg	Long	TD
Dillon	96	329	3.4	29	5
Pass	8	45	5.6	15	1
Faulk	14	28	2.0	4	0
Brady	6	4	0.7	4	0
Cassel	1	-1	-1.0	-1	0
TEAM	125	405	3.2	29	6
OPPONENTS	147	574	3.9	19	5

* RECEIVING	No.	Yds	Avg	Long	TD
Branch	30	350	11.7	51	1
Givens	24	297	12.4	30	0
T. Brown	16	208	13.0	71	0
Faulk	13	116	8.9	23	0
Pass	10	75	7.5	14	0
Graham	7	137	19.6	45t	2
Dillon	7	89	12.7	25	0
Watson	6	128	21.3	35	1
Dwight	6	79	13.2	30t	2
Johnson	2	58	29.0	55t	1
TEAM	121	1537	12.7	71	7
OPPONENTS	78	1181	15.1	85t	10

* INTERCEPTIONS	No.	Yds	Avg	Long	TD
Vrabel	1	24	24.0	24t	1
Wilfork	0	0	---	---	0
TEAM	1	24	24.0	24t	1
OPPONENTS	5	46	9.2	41t	1

* PUNTING	No.	Yds	Avg	Net	TB	In	Lg	B
Miller	27	1230	45.6	36.3	1	7	57	1
TEAM	28	1230	43.9	36.3	1	7	57	1
OPPONENTS	31	1386	44.7	37.9	5	9	58	0

* PUNT RETURNS	Ret	FC	Yds	Avg	Long	TD
Dwight	12	4	112	9.3	28	0
T. Brown	0	5	0	---	---	0
TEAM	12	9	112	9.3	28	0
OPPONENTS	16	3	195	12.2	76	0

* KICKOFF RETURNS	No.	Yds	Avg	Long	TD
Johnson	12	298	24.8	54	0
Hobbs	11	279	25.4	37	0
Faulk	3	65	21.7	26	0
Stone	1	0	0.0	0	0
TEAM	27	642	23.8	54	0
OPPONENTS	24	534	22.3	44	0

* FIELD GOALS	1-19	20-29	30-39	40-49	50+
Vinatieri	0/ 0	3/ 3	1/ 2	3/ 3	0/1
TEAM	0/ 0	3/ 3	1/ 2	3/ 3	0/1
OPPONENTS	0/ 0	2/ 2	2/ 2	1/ 2	3/4
Vinatieri: (26G) (45G) (53N, 48G, 35G, 43G) (37N, 24G) (29G)					
OPPONENTS: (43N) (51G, 52G) (33G, 52N, 24G) (42G, 21G) (33G, 58G)					



THREE-TIME SUPER BOWL CHAMPIONS





2005 DEFENSIVE STATISTICS

Tackle Statistics Based on Coaches' Film Review

DEFENSIVE STATISTICS												SP. TEAMS					FUMBLES - LOST (6-4)				
Name	TT	UT	A	S/ YL	Int/	Yds	PD	FF	FR			TT	UT	A	FF	FR	Own				
Richard Seymour	36	19	17	2.0	17.0	-	-	2	-	-		0	0	0	-	-	No.	Lost	Rec.	O.B.	
Chad Brown	33	23	10	-	-	-	-	-	-	-		0	0	0	-	-	Kevin Faulk	2	2	0	0
Monty Beisel	33	18	15	-	-	-	-	1	-	-		2	2	0	-	-	Tom Brady	1	1	0	0
Mike Vrabel	25	20	5	1.5	7.0	1	24	2	-	-		1	1	0	-	-	Benjamin Watson	1	1	0	0
Vince Wilfork	25	10	15	0.5	4.0	-	-	-	-	1		0	0	0	-	-	Bethel Johnson	1	0	1	0
Jarvis Green	23	16	7	1.5	14.0	-	-	-	1	-		0	0	0	-	-	Tim Dwight	1	0	1	0
Eugene Wilson	23	13	10	-	-	-	-	4	-	1		2	1	1	-	-	Totals	6	4	2	0
Ty Warren	23	12	11	-	-	-	-	-	-	-		0	0	0	-	-					
Willie McGinest	20	17	3	3.0	11.0	-	-	2	-	-		0	0	0	-	-					
Guss Scott	19	16	3	-	-	-	-	-	-	-		5	2	3	-	-					
Rosevelt Colvin	18	13	5	1.5	14.0	-	-	-	-	-		0	0	0	-	-					
Rodney Harrison	16	7	9	-	-	-	-	1	-	-		3	2	1	-	-	XP	FG	P		
Duane Starks	11	6	5	-	-	-	-	5	-	-		0	0	0	-	-	Totals	0	0	0	
Asante Samuel	11	7	4	-	-	-	-	6	-	-		0	0	0	-	-					
Mike Wright	4	3	1	-	-	-	-	-	-	-		0	0	0	-	-					
Ellis Hobbs	4	2	2	-	-	-	-	-	-	-		2	1	1	-	-					
Randall Gay	2	2	0	-	-	-	-	1	-	-		3	2	1	-	-					
Chad Scott	2	2	0	-	-	-	-	-	-	-		0	0	0	-	-					
Marquise Hill	2	2	0	-	-	-	-	-	-	-		0	0	0	-	-					
Matt Chatham	2	0	2	-	-	-	-	-	-	-		6	2	4	-	-					
Tyrone Poole	1	1	0	-	-	-	-	-	-	-		0	0	0	-	-					
Don Davis	0	0	0	-	-	-	-	-	-	-		9	0	9	-	-					
Larry Izzo	0	0	0	-	-	-	-	-	-	-		6	5	1	-	-					
Bethel Johnson	0	0	0	-	-	-	-	-	-	-		5	4	1	-	1					
Patrick Pass	0	0	0	-	-	-	-	-	-	-		5	4	1	-	-					
Wesly Mallard	0	0	0	-	-	-	-	-	-	-		3	2	1	-	-					
Michael Stone	0	0	0	-	-	-	-	-	-	-		2	0	2	-	-					
Tully Banta-Cain	0	0	0	-	-	-	-	-	-	-		2	0	2	-	-					
Benjamin Watson	0	0	0	-	-	-	-	-	-	-		1	1	0	-	-					
Dan Klecko	0	0	0	-	-	-	-	-	-	-		1	0	1	-	-					
Lonie Paxton	0	0	0	-	-	-	-	-	-	-		1	0	1	-	-					
Tim Dwight	0	0	0	-	-	-	-	-	-	-		0	0	0	-	1					
Totals	333	209	124	10.0	67.0	1	24	24	1	2		59	29	30	0	2					

BLOCKED KICKS			
	XP	FG	P
Totals	0	0	0

MISC. OFFENSIVE STATS				
	Tkl	Ast	FF	FR
Troy Brown	1	0	0	0
Matt Light	1	0	0	0
Kevin Faulk	1	0	0	0
Deion Branch	1	0	0	0
Dan Koppen	1	0	0	0
Logan Mankins	1	0	0	0
Totals	6	0	0	0

BLOCKED KICKS			
	XP	FG	P
Totals	0	0	0

MISC. OFFENSIVE STATS				
	Tkl	Ast	FF	FR
Troy Brown	1	0	0	0
Matt Light	1	0	0	0
Kevin Faulk	1	0	0	0
Deion Branch	1	0	0	0
Dan Koppen	1	0	0	0
Logan Mankins	1	0	0	0
Totals	6	0	0	0

LEGEND

TT- Total Tackles	PD- Pass Defensed
UT- Unassisted Tackles	FF- Forced Fumbles
A- Assists	FR- Fumbles Recovered
S/Yds- Sacks/Yards Lost	Tack. T.O. - Tackles off Turnovers
I/Ret.- Interceptions/Return Yards	O.B. - Out of Bounds



THREE-TIME SUPER BOWL CHAMPIONS





How The 2005 Patriots Were Built

AS OF OCTOBER 11, 2005		WAIVERS (1) / TRADES (2)	ROOKIE AND FIRST-YEAR FREE AGENTS (8)
YEAR	DRAFTEES (27)	VETERAN FREE AGENTS (15)	
1993	Troy Brown (8)		
1994	Willie McGinest (1)		
1995			
1996			Adam Vinatieri (fa)
1997			
1998			
1999	Kevin Faulk (2)		
2000	Tom Brady (6b) Patrick Pass (7b)		Matt Chatham (fa) (cw-STL) Lonie Paxton (fa)
2001	Richard Seymour (1) Matt Light (2)	Larry Izzo (fa) (MIA) Mike Vrabel (3) (PIT)	Tom Ashworth (fa) Stephen Neal (fa)
2002	Daniel Graham (1) Deion Branch (2) Jarvis Green (4b) David Givens (7b)	Christian Fauria (2) (SEA)	Russ Hochstein (5)
2003	Ty Warren (1) Eugene Wilson (2a) Bethel Johnson (2b) Dan Klecko (D4a) Asante Samuel (4b) Dan Koppen (5) Tully Banta-Cain (7b)	Rosevelt Colvin (4) (CHI) Don Davis (fa) (STL) Brandon Gorin (7) (SD) Tyrone Poole (1) (DEN)	
2004	Vince Wilfork (1a) Benjamin Watson (1b) Marquise Hill (2) Guss Scott (3)	Josh Miller (fa) (PIT)	Corey Dillon (2) (tr-CIN) Eric Alexander (fa) Randall Gay (fa)
2005	Logan Mankins (1) Ellis Hobbs (3a) Nick Kaczur (3b) James Sanders (4) Matt Cassel (7a)	Monty Beisel (4) (KC) Chad Brown (2) (SEA) Tim Dwight (4) (SD) Doug Flutie (11) (SD) Chad Scott (1) (PIT) Michael Stone (2) (STL) Amos Zereoue (3) (OAK)	Duane Starks (1) (tr-ARZ) Mike Wright (fa)

INJURED RESERVE (3)

Ryan Claridge (D5-05)
Rodney Harrison (FA-03)
Michael McGrew (FA-05)

RESERVE/PUP (1)

Tedy Bruschi (D3-96)

^ Restricted Free Agent

(#) - indicates round drafted

(fa) - indicates non-drafted free agents



THREE-TIME SUPER BOWL CHAMPIONS





UNOFFICIAL 2005 DEPTH CHART

Unofficial depth chart compiled by Patriots Media Relations, October 11, 2005

OFFENSE

WR: 83 Deion Branch (5/5/0/0)	86 Tim Dwight (5/0/0/0)	81 Bethel Johnson (3/0/0/2)
LT: <u>77 Nick Kaczur (5/2/0/0)</u>	76 Brandon Gorin (1/0/1/3)	72 Matt Light (3/3/0/2)*
LG: <u>70 Logan Mankins (5/5/0/0)</u>	71 Russ Hochstein (5/0/0/0)	
C: 67 Dan Koppen (5/5/0/0)	71 Russ Hochstein (5/0/0/0)	
RG: 61 Stephen Neal (5/5/0/0)	71 Russ Hochstein (5/0/0/0)	
RT: 68 Tom Ashworth (5/5/0/0)	76 Brandon Gorin (1/0/1/3)	
TE: 82 Daniel Graham (5/5/0/0)	84 Benjamin Watson (5/4/0/0)	88 Christian Fauria (5/2/0/0)
WR: 87 David Givens (5/3/0/0)	80 Troy Brown (5/0/0/0)	
QB: 12 Tom Brady (5/5/0/0)	2 Doug Flutie (0/0/5/0)	<u>16 Matt Cassel (1/0/0/4)*</u>
RB: 28 Corey Dillon (5/5/0/0)	31 Amos Zereoue (1/0/1/0)	33 Kevin Faulk (3/0/0/2)*
FB: 35 Patrick Pass (5/1/0/0)		

DEFENSE

LE: 94 Ty Warren (5/5/0/0)	90 Dan Klecko (4/0/0/1)	91 Marquise Hill (3/0/0/2)
NT: 75 Vince Wilfork (5/5/0/0)	<u>99 Mike Wright (4/0/1/0)</u>	90 Dan Klecko (4/0/0/1)
RE: 93 Richard Seymour (4/4/0/1)*	97 Jarvis Green (5/2/0/0)	
OLB: 50 Mike Vrabel (5/5/0/0)	48 Tully Banta-Cain (3/0/0/2)	58 Matt Chatham (4/0/0/1)*
ILB: 52 Monty Beisel (5/5/0/0)	53 Larry Izzo (5/0/0/0)	
ILB: 98 Chad Brown (5/4/0/0)	51 Don Davis (5/0/0/0)	49 Eric Alexander (1/0/0/0)
OLB: 55 Willie McGinest (5/5/0/0)	59 Roosevelt Colvin (5/0/0/0)	
LCB: 22 Asante Samuel (5/5/0/0)	<u>27 Ellis Hobbs (5/0/0/0)</u>	38 Tyrone Poole (1/1/0/4)*
RCB: 23 Duane Starks (4/3/0/1)	30 Chad Scott (3/0/0/2)*	21 Randall Gay (2/1/0/3)*
FS: 26 Eugene Wilson (5/5/0/0)	<u>36 James Sanders (1/0/0/4)</u>	
SS: 29 Guss Scott (5/2/0/0)	24 Michael Stone (2/0/0/0)	

SPECIAL TEAMS

K: 4 Adam Vinatieri (5/0/0/0)	8 Josh Miller (5/0/0/0)
P: 8 Josh Miller (5/0/0/0)	4 Adam Vinatieri (5/0/0/0)
H: 8 Josh Miller (5/0/0/0)	12 Tom Brady (5/5/0/0)
PR: 86 Tim Dwight (5/0/0/0)	80 Troy Brown (5/0/0/0)
KR: 81 Bethel Johnson (3/0/0/2)	<u>27 Ellis Hobbs (5/0/0/0)</u>
LS: 66 Lonie Paxton (5/0/0/0)	71 Russ Hochstein (5/0/0/0)

*- Player was inactive for last week's game
Rookie and first-year players are underlined

PATRIOTS PRONUNCIATION GUIDE

Monty Beisel.....	BYE-sull	Bethel Johnson	BETH-ull
Matt Cassel	CASTLE	Nick Kaczur	KÄ-zur
Christian Fauria	FOUR-ee-ay	Dan Koppen.....	COPE-en
Marquise Hill	mar-KEESE	Adam Vinatieri	vin-a-TERRY
Russ Hochstein.....	HOKE-stine		



THREE-TIME SUPER BOWL CHAMPIONS





2005 ALPHABETICAL ROSTER

October 11, 2005

#	NAME	POS	HT	WT	BORN	YR	COLLEGE	H.S. HOMETOWN
49	Alexander, Eric	LB	6-2	240	02/08/82	2	Louisiana State	Port Arthur, Texas
68	Ashworth, Tom	T	6-6	305	10/10/77	4	Colorado	Englewood, Colo.
48	Banta-Cain, Tully	LB	6-2	250	08/28/80	3	California	Sunnyvale, Calif.
52	Beisel, Monty	LB	6-3	238	08/20/78	5	Kansas State	Douglass, Kan.
12	Brady, Tom	QB	6-4	225	08/03/77	6	Michigan	San Mateo, Calif.
83	Branch, Deion	WR	5-9	193	07/18/79	4	Louisville	Albany, Ga.
98	Brown, Chad	LB	6-2	245	07/12/70	13	Colorado	Altadena, Calif.
80	Brown, Troy	WR	5-10	196	07/02/71	13	Marshall	Blackville, S.C.
16	Cassel, Matt	QB	6-4	222	05/17/82	R	Southern California	Northridge, Calif.
58	Chatham, Matt	LB	6-4	250	06/28/77	6	South Dakota	Sioux City, Iowa
59	Colvin, Roosevelt	LB	6-3	250	09/05/77	7	Purdue	Indianapolis, Ind.
51	Davis, Don	LB	6-1	235	12/17/72	10	Kansas	Olathe, Kan.
28	Dillon, Corey	RB	6-1	225	10/24/74	9	Washington	Seattle, Wash.
86	Dwight, Tim	WR	5-8	180	07/13/75	8	Iowa	Iowa City, Iowa
33	Faulk, Kevin	RB	5-8	202	06/05/76	7	Louisiana State	Carencro, La.
88	Fauria, Christian	TE	6-4	250	09/22/71	11	Colorado	Encino, Calif.
2	Flutie, Doug	QB	5-10	180	10/23/62	12	Boston College	Natick, Mass.
21	Gay, Randall	CB	5-11	186	05/05/82	2	Louisiana State	Brusly, La.
87	Givens, David	WR	6-0	215	08/16/80	4	Notre Dame	Humble, Texas
76	Gorin, Brandon	T	6-6	308	07/17/78	4	Purdue	Muncie, Ind.
82	Graham, Daniel	TE	6-3	257	11/16/78	4	Colorado	Denver, Colo.
97	Green, Jarvis	DL	6-3	290	01/12/79	4	Louisiana State	Donaldsonville, La.
91	Hill, Marquise	DE	6-6	300	08/07/82	2	Louisiana State	New Orleans, La.
27	Hobbs, Ellis	CB	5-9	188	05/16/83	R	Iowa State	DeSoto, Texas
71	Hochstein, Russ	G	6-4	305	10/07/77	5	Nebraska	Hartington, Neb.
53	Izzo, Larry	LB	5-10	228	09/26/74	10	Rice	Houston, Texas
81	Johnson, Bethel	WR	5-11	200	02/11/79	3	Texas A&M	Corsicana, Texas
77	Kaczur, Nick	T	6-4	319	07/28/79	R	Toledo	Brantford, Ontario
90	Klecko, Dan	DL	5-11	275	01/12/81	3	Temple	Colts Neck, N.J.
67	Koppen, Dan	C	6-2	296	09/12/79	3	Boston College	Whitehall, Pa.
72	Light, Matt	T	6-4	305	06/23/78	5	Purdue	Greenville, Ohio
70	Mankins, Logan	OL	6-4	307	03/10/82	R	Fresno State	Catheys Valley, Calif.
55	McGinest, Willie	LB	6-5	270	12/11/71	12	Southern California	Long Beach, Calif.
8	Miller, Josh	P	6-4	225	07/14/70	10	Arizona	Rockaway, N.Y.
61	Neal, Stephen	G	6-4	305	10/09/76	4	Cal State-Bakersfield	San Diego, Calif.
35	Pass, Patrick	FB	5-10	217	12/31/77	6	Georgia	Tucker, Ga.
66	Paxton, Lonie	LS	6-2	260	03/13/78	6	Sacramento State	Corona, Calif.
38	Poole, Tyrone	CB	5-8	188	02/03/72	10	Fort Valley State	LaGrange, Ga.
22	Samuel, Asante	CB	5-10	185	01/06/81	3	Central Florida	Ft. Lauderdale, Fla.
36	Sanders, James	S	5-10	207	11/11/83	R	Fresno State	Porterville, Calif.
30	Scott, Chad	CB	6-1	202	09/06/74	9	Maryland	Capitol Heights, Md.
29	Scott, Guss	S	5-10	205	05/21/82	2	Florida	Jacksonville, Fla.
93	Seymour, Richard	DL	6-6	310	10/06/79	5	Georgia	Gadsden, S.C.
23	Starks, Duane	CB	5-10	174	05/23/74	8	Miami (Fla.)	Miami, Fla.
24	Stone, Michael	S	6-0	201	02/13/78	5	Memphis	Southfield, Mich.
4	Vinatieri, Adam	K	6-0	202	12/28/72	10	South Dakota State	Rapid City, S.D.
50	Vrabel, Mike	LB	6-4	261	08/14/75	9	Ohio State	Akron, Ohio
94	Warren, Ty	DL	6-5	300	02/06/81	3	Texas A&M	Bryan, Texas
84	Watson, Benjamin	TE	6-3	253	12/18/80	2	Georgia	Rock Hill, S.C.
75	Wilfork, Vince	DL	6-2	325	11/04/81	2	Miami (Fla.)	Boynton Beach, Fla.
26	Wilson, Eugene	DB	5-10	195	08/17/80	3	Illinois	Merrillville, Ind.
99	Wright, Mike	DL	6-4	295	03/01/82	R	Cincinnati	Cincinnati, Ohio
31	Zereoue, Amos	RB	5-8	205	10/08/76	7	West Virginia	Hempstead, N.Y.

PRACTICE SQUAD

65	Britt, Wesley	T	6-8	314	11/21/81	R	Alabama	Cullman, Ala.
13	Childress, Bam	WR	5-10	185	03/31/82	R	Ohio State	Warrensville Heights, Ohio
60	Krug, Ryan	G	6-4	304	06/07/82	R	Connecticut	Pine Beach, N.J.
14	Sam, P.K.	WR	6-3	210	02/26/83	2	Florida State	Buford, Ga.
92	Thomas, Santonio	DL	6-4	308	07/02/81	R	Miami (Fla.)	Belle Glade, Fla.
41	Ventrone, Raymond	S	5-10	200	10/21/82	R	Villanova	Pittsburgh, Pa.
74	Yates, Billy	G	6-2	305	04/15/80	2	Texas A&M	Fort Worth, Texas

HEAD COACH: BILL BELICHICK

ASSISTANTS: Joel Collier, Assistant Secondary; Brian Daboll, Wide Receivers; Ivan Fears, Running Backs; Pepper Johnson, Defensive Line; Eric Mangini, Defensive Coordinator; Pete Mangurian, Tight Ends; Josh McDaniels, Quarterbacks; Harold Nash, Assistant Strength and Conditioning; Matt Patricia, Assistant Offensive Line; Dean Pees, Linebackers; Dante Scarnecchia, Assistant Head Coach/Offensive Line; Brad Seely, Special Teams; Mike Woicik, Strength and Conditioning.



THREE-TIME SUPER BOWL CHAMPIONS





2005 NUMERICAL ROSTER

October 11, 2005

#	NAME	POS	HT	WT	AGE	YR	COLLEGE	HOW ACQ.	P/S/D/I
2	Doug Flutie	QB	5-10	180	42	12	Boston College	FA (SD)-05	0/0/5/0
4	Adam Vinatieri	K	6-0	202	32	10	South Dakota State	FA-96	5/0/0/0
8	Josh Miller	P	6-4	225	35	10	Arizona	FA (PIT)-04	5/0/0/0
12	Tom Brady	QB	6-4	225	28	6	Michigan	D6b-00	5/5/0/0
16	Matt Cassel	QB	6-4	222	23	R	Southern California	D7a-05	1/0/0/4
21	Randall Gay	CB	5-11	186	23	2	Louisiana State	FA-04	2/1/0/3
22	Asante Samuel	CB	5-10	185	24	3	Central Florida	D4b-03	5/5/0/0
23	Duane Starks	CB	5-10	174	31	8	Miami (Fla.)	TR (ARZ)-05	4/3/0/1
24	Michael Stone	S	6-0	201	27	5	Memphis	FA (STL)-05	2/0/0/0
26	Eugene Wilson	DB	5-10	195	25	3	Illinois	D2a-03	5/5/0/0
27	Ellis Hobbs	CB	5-9	188	22	R	Iowa State	D3a-05	5/0/0/0
28	Corey Dillon	RB	6-1	225	30	9	Washington	TR (CIN)-04	5/5/0/0
29	Guss Scott	S	5-10	205	23	2	Florida	D3-04	5/2/0/0
30	Chad Scott	CB	6-1	202	31	9	Maryland	FA (PIT)-05	3/0/0/2
31	Amos Zereoue	RB	5-8	205	29	7	West Virginia	FA-05	1/0/1/0
33	Kevin Faulk	RB	5-8	202	29	7	Louisiana State	D2-99	3/0/0/2
35	Patrick Pass	FB	5-10	217	27	6	Georgia	D7b-00	5/1/0/0
36	James Sanders	S	5-10	207	21	R	Fresno State	D4-05	1/0/0/4
38	Tyrone Poole	CB	5-8	188	33	10	Fort Valley State	UFA (DEN)-03	1/1/0/4
48	Tully Banta-Cain	LB	6-2	250	25	3	California	D7b-03	3/0/0/2
49	Eric Alexander	LB	6-2	240	23	2	Louisiana State	FA-04	1/0/0/0
50	Mike Vrabel	LB	6-4	261	30	9	Ohio State	UFA (PIT)-01	5/5/0/0
51	Don Davis	LB	6-1	235	32	10	Kansas	UFA (STL)-03	5/0/0/0
52	Monty Beisel	LB	6-3	238	27	5	Kansas State	UFA (KC)-05	5/5/0/0
53	Larry Izzo	LB	5-10	228	31	10	Rice	UFA (MIA)-01	5/0/0/0
55	Willie McGinest	LB	6-5	270	33	12	Southern California	D1-94	5/5/0/0
58	Matt Chatham	LB	6-4	250	27	6	South Dakota	CW-00	4/0/0/1
59	Rosevelt Colvin	LB	6-3	250	28	7	Purdue	UFA (CHI)-03	5/0/0/0
61	Stephen Neal	G	6-4	305	29	4	Cal State-Bakersfield	FA-01	5/5/0/0
66	Lonie Paxton	LS	6-2	260	27	6	Sacramento State	FA-00	5/0/0/0
67	Dan Koppen	C	6-2	296	26	3	Boston College	D5-03	5/5/0/0
68	Tom Ashworth	T	6-6	305	28	4	Colorado	FA-01	5/5/0/0
70	Logan Mankins	OL	6-4	307	23	R	Fresno State	D1-05	5/5/0/0
71	Russ Hochstein	G	6-4	305	28	5	Nebraska	FA-03	5/0/0/0
72	Matt Light	T	6-4	305	27	5	Purdue	D2-01	3/3/0/2
75	Vince Wilfork	DL	6-2	325	24	2	Miami (Fla.)	D1a-04	5/5/0/0
76	Brandon Gorin	T	6-6	308	27	4	Purdue	FA-03	1/0/1/3
77	Nick Kaczur	T	6-4	319	26	R	Toledo	D3b-05	5/2/0/0
80	Troy Brown	WR	5-10	196	34	13	Marshall	D8-93	5/0/0/0
81	Bethel Johnson	WR	5-11	200	25	3	Texas A&M	D2b-03	3/0/0/2
82	Daniel Graham	TE	6-3	257	25	4	Colorado	D1-02	5/5/0/0
83	Deion Branch	WR	5-9	193	26	4	Louisville	D2-02	5/5/0/0
84	Benjamin Watson	TE	6-3	253	29	2	Georgia	D1b-04	5/4/0/0
86	Tim Dwight	WR	5-8	180	30	8	Iowa	FA-05	5/0/0/0
87	David Givens	WR	6-0	215	25	4	Notre Dame	D7b-02	5/3/0/0
88	Christian Fauria	TE	6-4	250	34	11	Colorado	UFA (SEA)-02	5/2/0/0
90	Dan Klecko	DL	5-11	275	24	3	Temple	D4a-03	4/0/0/1
91	Marquise Hill	DE	6-6	300	23	2	Louisiana State	D2-04	3/0/0/2
93	Richard Seymour	DL	6-6	310	26	5	Georgia	D1-01	4/4/0/1
94	Ty Warren	DL	6-5	300	24	3	Texas A&M	D1-03	5/5/0/0
97	Jarvis Green	DL	6-3	290	26	4	Louisiana State	D4b-02	5/2/0/0
98	Chad Brown	LB	6-2	245	35	13	Colorado	FA (SEA)-05	5/4/0/0
99	Mike Wright	DL	6-4	295	23	R	Cincinnati	FA-05	4/0/1/0

RESERVE / PHYSICALLY UNABLE TO PERFORM

54	Tedy Bruschi	LB	6-1	247	32	10	Arizona	D3-96	0/0/0/0
----	--------------	----	-----	-----	----	----	---------	-------	---------

RESERVE / INJURED

47	Ryan Claridge	LB	6-2	254	24	R	Nevada-Las Vegas	D5-05	-/-/-
37	Rodney Harrison	S	6-1	220	32	12	Western Illinois	FA (SD)-03	3/3/0/0
15	Michael McGrew	WR	6-2	201	23	R	Virginia	FA-05	-/-/-

HEAD COACH: BILL BELICHICK

ASSISTANTS: Joel Collier, Assistant Secondary; Brian Daboll, Wide Receivers; Ivan Fears, Running Backs; Pepper Johnson, Defensive Line; Eric Mangini, Defensive Coordinator; Pete Mangurian, Tight Ends; Josh McDaniels, Quarterbacks; Harold Nash, Assistant Strength and Conditioning; Matt Patricia, Assistant Offensive Line; Dean Pees, Linebackers; Dante Scarnecchia, Assistant Head Coach/Offensive Line; Brad Seely, Special Teams; Mike Woicik, Strength and Conditioning.

Ages as of Oct. 16, 2005



THREE-TIME SUPER BOWL CHAMPIONS





2005 TRANSACTIONS

FEBRUARY, 2005

2/4	Billy Yates.....	Signed to active roster
2/12	Eric Mangini.....	Named Defensive Coord.
2/16	Ike Charlton.....	Signed
	Lance Nimmo.....	Signed from practice squad
	Buck Rasmussen.....	Signed from practice squad
	Mark Bartosic.....	Signed/allocated NFL Europe
	Ricky Bryant.....	Signed/allocated NFL Europe
	Kory Chapman.....	Signed/allocated NFL Europe
	Cedric James.....	Signed/allocated NFL Europe
	Grant Steen.....	Signed/allocated NFL Europe
	Joel Jacobs.....	Allocated to NFL Europe
2/23	Joel Collier.....	Named Asst. Secondary Coach
	Harold Nash.....	Named Asst. Str. & Cond. Coach
	Earthwind Moreland.....	Released
	Buck Rasmussen.....	Released
	Wilbert Brown.....	Released
	Zeron Flemister.....	Released
2/25	Ty Law.....	Released
2/28	Roman Phifer.....	Released

MARCH, 2005

3/4	Duane Starks.....	Acquired via Trade (ARZ)
3/7	Pete Mangurian.....	Named Tight Ends Coach
	Patrick Pass.....	Re-Signed
3/8	Stephen Neal.....	Re-Signed
3/13	Tim Dwight.....	Signed
3/15	Tom Ashworth.....	Re-Signed
3/22	Don Davis.....	Re-Signed
3/24	Ethan Kelley.....	Re-Signed

APRIL, 2005

4/5	David Terrell.....	Signed
4/14	Monty Beisel.....	Signed
4/18	Wesly Mallard.....	Signed
4/23	Logan Mankins.....	Drafted
	Ellis Hobbs.....	Drafted
	Nick Kaczur.....	Drafted
4/24	James Sanders.....	Drafted
	Ryan Claridge.....	Drafted
	Matt Cassel.....	Drafted
	Andy Stokes.....	Drafted
4/26	Chad Scott.....	Signed
4/29	Doug Flutie.....	Signed
	DeCori Birmingham, Travis Conway, Kyle Eckel, Robbie Gould, Ryan Krug, Mike Lorenz, Matt Phillips, Andre Torrey, Raymond Ventrone and Mike Wright.....	Signed as rookie free agents
4/30	Earl Charles, Michael McGrew, Michael Rogers and Santonio Thomas.....	Signed as rookie free agents
	Rhett Kopp.....	Signed
	DeMarco McNeil.....	Signed

MAY, 2005

5/2	Matt Phillips.....	Released
5/4	Keith Traylor.....	Released
5/6	Michael Rogers.....	Released
	Mark Bartosic.....	Released
5/10	Chad Brown.....	Signed
5/12	Victor Leyva.....	Signed
5/18	Otis Smith.....	Signed and placed on Res./Retired
5/23	Troy Brown.....	Re-Signed

JUNE, 2005

6/1	Lance Nimmo.....	Released
	Chris Redman.....	Released
6/6	Antuan Edwards.....	Signed
6/9	Ike Charlton.....	Released
6/10	Andy Stokes.....	Signed
6/15	Travis Conway.....	Released
	Mike Lorenz.....	Released
6/28	Bryan Anderson.....	Signed
	Chad Morton.....	Signed
	Matt Cassel.....	Signed
	Ryan Claridge.....	Signed

JULY, 2005

7/15	Scott Pioli.....	Signed to a contract extension
7/20	Nick Kaczur.....	Signed
	James Sanders.....	Signed
7/22	Ellis Hobbs.....	Signed
	DeCori Birmingham.....	Released
7/23	Earl Charles.....	Released
7/24	Bam Childress.....	Signed
	DeMarco McNeil.....	Released
7/25	Logan Mankins.....	Signed
7/27	Michael McGrew.....	Released
7/28	Ted Johnson.....	Retired
	Rich Musinski.....	Signed
	Bryan Anderson, Tedy Bruschi, Tim Dwight, Chad Morton and Bethel Johnson.....	Placed on PUP list
	Ethan Kelley.....	Placed on NFI list
7/29	Eugene Baker.....	Signed
	Bryan Anderson.....	Released
7/31	Jason Anderson.....	Signed

AUGUST, 2005

8/1	Tim Dwight.....	Activated from PUP list
	Ethan Kelley.....	Released
	Jake Schifino.....	Released
8/2	Mario Monds.....	Signed
8/3	Tom Sverchek.....	Signed
	Rich Musinski.....	Released
8/5	Ricky Bryant.....	Released
8/8	Matt Brandt.....	Signed
	Andy Stokes.....	Released
8/9	Matt Brandt.....	Released
8/14	Mario Monds.....	Released
8/15	Ifo Pili.....	Signed
	Ryan Claridge.....	Placed on Reserve / Injured
8/21	Rhett Kopp.....	Released
8/22	Andre' Davis.....	Acquired via Trade (CLV)
8/24	Eugene Baker.....	Released
8/25	Antuan Edwards.....	Released
8/29	Rohan Davey, Cedric Cobbs and Dexter Reid.....	Released
8/30	Jason Anderson, Robbie Gould, Ryan Krug, Chad Morton, Ifo Pili, Hank Poteat and Santonio Thomas.....	Released
	Bethel Johnson.....	Activated from PUP list
	Michael McGrew.....	Placed on Reserve / Injured

SEPTEMBER, 2005

9/3	Eric Alexander, Rodney Bailey, Kory Chapman, Bam Childress, Kyle Eckel, Joel Jacobs, Victor Leyva, Gene Mruczkowski, Jeff Roehl, P.K. Sam, Grant Steen, Tom Sverchek, David Terrell, Andre Torrey, Raymond Ventrone, Jed Weaver and Billy Yates.....	Released
9/4	Eric Alexander, Kory Chapman, Bam Childress, Ryan Krug, Jared Newberry, Raymond Ventrone and Billy Yates.....	Signed to the Practice Squad
9/5	Wesley Britt.....	Signed to the Practice Squad
9/7	Andre Torrey.....	Signed to the Practice Squad
	Raymond Ventrone.....	Released from Practice Squad
9/8	P.K. Sam.....	Signed to the Practice Squad
	Ryan Krug.....	Released from Practice Squad
9/9	Raymond Ventrone.....	Signed to the Practice Squad
	Andre Torrey.....	Released from Practice Squad
9/21	Santonio Thomas.....	Signed to the Practice Squad
9/27	Rodney Harrison.....	Placed on Reserve / Injured
	Wesly Mallard.....	Released
9/28	Gene Mruczkowski, Michael Stone and Amos Zereoue.....	Signed
	Andre' Davis.....	Released
	Ryan Krug.....	Signed to the Practice Squad
	Jared Newberry.....	Released from Practice Squad

OCTOBER, 2005

10/8	Eric Alexander.....	Signed to the active roster
	Gene Mruczkowski.....	Released



THREE-TIME SUPER BOWL CHAMPIONS





PATRIOTS IN CONTEXT

THREE NFL TITLES OVER A FOUR-YEAR SPAN

Team	Era	Champ. Seasons
New England Patriots	2001-Present	2001, 2003, 2004
Dallas Cowboys	1992-1995	1992, 1993, 1995
Green Bay Packers	1965-1967	1965, 1966, 1967
Chicago Bears	1940-1943	1940, 1941, 1943
Green Bay Packers	1929-1931	1929, 1930, 1931

NOTE: NFL Champions have been determined as follows – First-place team in the final standings (1920-32); Winner of the NFL championship game (1933-65); Winner of the Super Bowl (1966-present).

BACK-TO-BACK SUPER BOWL CHAMPIONS

Team	Seasons	Championship Game Results
NE	2003-2004	Def. Carolina in Super Bowl XXXVIII, 32-29 Def. Philadelphia in Super Bowl XXXIX, 24-21 Def. Green Bay in Super Bowl XXXII, 31-24
DEN	1997-1998	Def. Atlanta in Super Bowl XXXIII, 34-19 Def. Buffalo in Super Bowl XXVII, 52-17
DAL	1992-1993	Def. Buffalo in Super Bowl XXVII, 30-13 Def. Cincinnati in Super Bowl XXIII, 20-16
SF	1988-1989	Def. Denver in Super Bowl XXIV, 55-10 Def. Dallas in Super Bowl XIII, 35-31
PIT	1978-1979	Def. L.A. Rams in Super Bowl XIV, 31-19 Def. Minnesota in Super Bowl IX, 16-6
PIT	1974-1975	Def. Dallas in Super Bowl X, 21-17 Def. Washington in Super Bowl VII, 14-7
MIA	1972-1973	Def. Minnesota in Super Bowl VIII, 24-7 Def. Kansas City in Super Bowl I, 35-10
GB	1966-1967	Def. Oakland in Super Bowl II, 33-14

NOTE: There were eight back-to-back NFL champions in the pre-Super Bowl Era (1920-1965). In addition to those eight occurrences, Green Bay won three titles in a row from 1929-1931 and also won three consecutive titles from 1965-1967 (including the 1965 NFL championship game and the first two Super Bowls in 1966 and 1967). No team has won three consecutive Super Bowls.

ALL-TIME SUPER BOWL VICTORIES

Team	Titles	Championship Seasons
Dallas Cowboys.....	5	1971, 1977, 1992, 1993, 1995
San Francisco 49ers	5	1981, 1984, 1988, 1989, 1994
Pittsburgh Steelers	4	1974, 1975, 1978, 1979
New England Patriots	3	2001, 2003, 2004
Green Bay Packers	3	1966, 1967, 1996
Washington Redskins	3	1982, 1987, 1991
Oakland/L.A. Raiders.....	3	1976, 1980, 1983
Denver Broncos	2	1997, 1998
New York Giants	2	1986, 1990
Miami Dolphins	2	1972, 1973

NOTE: Teams are sorted by most recent championship season

PRO FOOTBALL'S LONGEST WINNING STREAKS

Includes postseason games

Wins	Team	Years	League
21.....	New England Patriots.....	2003-04.....	NFL
18.....	Denver Broncos.....	1997-98	NFL
18.....	San Francisco 49ers.....	1989-90	NFL
18.....	Miami Dolphins	1972-73	NFL
18.....	Cleveland Browns	1947-48	AAFC
18.....	Chicago Bears	1941-42	NFL
18.....	Chicago Bears	1933-34	NFL
17.....	Oakland Raiders	1976-77	NFL

Includes teams from the NFL (1920-Present), All American Football Conference (1946-49) and American Football League (1960-69).

NFL'S ALL-TIME BEST SINGLE-SEASON RECORDS

(Regular-season and postseason only)

Year	Team	Total	Reg	Post
1985	Bears	18-1	15-1	3-0
1984	49ers	18-1	15-1	3-0
1972	Dolphins	17-0	14-0	3-0
2004	Patriots	17-2	14-2	3-0
2003	Patriots	17-2	14-2	3-0
1998	Broncos	17-2	14-2	3-0
1991	Redskins	17-2	14-2	3-0
1989	49ers	17-2	14-2	3-0
1986	Giants	17-2	14-2	3-0
1978	Steelers	17-2	14-2	3-0

CLOSEST SUPER BOWL GAMES

Season	Game	Winner	Loser	Score	Margin
1990	XXV	NYG	BUF	20-19	1
2004	XXXIX	NE	PHI	24-21	3
2003	XXXVIII	NE	CAR	32-29	3
2001	XXXVI	NE	STL (Rams)	20-17	3
1970	V	BAL (Colts)	DAL	16-13	3
1988	XXIII	SF	CIN	20-16	4
1978	XIII	PIT	DAL	35-31	4
1975	X	PIT	DAL	21-17	4

MOST VICTORIES IN A TWO-YEAR SPAN

Including regular-season and playoff games

Team	Wins	Seasons	Year 1	Year 2	Record	Pct.
NE	34	2003-2004	17-2	17-2	34-4	.895
DEN	33	1997-1998	16-4	17-2	33-6	.846
MIA	32	1972-1973	17-0	15-2	32-2	.941
CHI	32	1985-1986	18-1	14-3	32-4	.889
SF	32	1989-1990	17-2	15-3	32-5	.865
PIT	32	1978-1979	17-2	15-4	32-6	.842

ALL-TIME NFL POSTSEASON STANDINGS

(Minimum 10 Postseason Games, Since 1920)

Team	W	L	Pct.
Green Bay Packers	24.....	14.....	.632
New England Patriots	16.....	10.....	.615
San Francisco 49ers	25.....	17.....	.595
Washington Redskins.....	22.....	15.....	.595
Dallas Cowboys.....	32.....	22.....	.593

NFL'S LONGEST POSTSEASON WINNING STREAKS

Team	Consec. Wins	Seasons
New England Patriots	9	2001, 2003-04
Green Bay Packers	9	1961-62, 1965-67
Denver Broncos.....	7	1997-98
Dallas Cowboys.....	7	1992-94
San Francisco 49ers	7	1988-90
Pittsburgh Steelers	7	1974-76

ALL-TIME SUPER BOWL APPEARANCES

(Since 1966)

Team	Conference	No.
Dallas Cowboys.....	N	8
Denver Broncos.....	A	6
New England Patriots	A	5
Miami Dolphins	A	5
Pittsburgh Steelers	A	5
Oakland/L.A. Raiders	A	5
San Francisco 49ers	N	5
Washington Redskins.....	N	5

SUPER BOWL APPEARANCES IN LAST 20 YRS

(Since 1985)

Team	Conference	No.
New England Patriots	A	5
Denver Broncos.....	A	5
Buffalo Bills.....	A	4
Dallas Cowboys.....	N	3
New York Giants	N	3
San Francisco 49ers	N	3

SUPER BOWL APPEARANCES IN LAST 10 YRS

(Since 1995)

Team	Conference	No.
New England Patriots	A	4
Denver Broncos.....	A	2
Green Bay Packers	N	2
St. Louis Rams	N	2



THREE-TIME SUPER BOWL CHAMPIONS





INSIDE THE NUMBERS

GETTING OFFENSIVE

483

The number of total net yards the Patriots gained against the Atlanta Falcons last week, their highest total yardage since recording 496 total net yards against Kansas City on Sept. 22, 2002.

5

The number of passes of more than 30 yards that Tom Brady completed against Atlanta last week. The figure was a single-game career-high for the sixth-year signal caller.

4

The number of offensive players who set career highs or achieved career firsts against Atlanta (Patrick Pass: first career rushing touchdown. Benjamin Watson: first career touchdown. Daniel Graham: career-high 119 receiving yards. Bethel Johnson: career-long 55-yard reception).

81.5

The percentage of his passes that Brady completed against the Falcons (22-27), the second highest completion rate of his career.

106

The number of yards Corey Dillon ran for against the Falcons, recording his 10th 100-yard game as a Patriot.

119

The number of receiving yards Daniel Graham compiled against the Falcons, setting a career high.

55

The length of Brady's third-quarter touchdown pass to Bethel Johnson against Atlanta, the longest reception of Johnson's career.

9

The number of receivers to which Brady distributed his 22 completions and 350 yards against the Falcons.

CONSECUTIVE STREAKS

149

Consecutive games in which Adam Vinatieri has played, the third longest streak in team history, behind only Raymond Clayborn (161) and Gino Cappelletti (152). Vinatieri has not missed a game in his 10-year career.

67

Consecutive games in which Tom Brady has started at quarterback, the longest consecutive starts streak on the team.

36

Consecutive games in which Dan Koppen has started at center, the second longest starting streak on the team.

29

Consecutive games in which Willie McGinest has started at outside linebacker, the longest consecutive starts streak on the Patriots defense.

33

Consecutive games played in which Deion Branch has recorded at least one reception.

25

Consecutive victories when producing a positive turnover differential.

7

Consecutive overtime wins (8 games including playoffs).

248

Consecutive Patriots games televised locally, including preseason, regular-season and postseason games.

119

Consecutive sellouts in Foxborough, including preseason, regular-season and postseason games.

NOTE: All of the above streaks include regular-season games only, unless noted.

AMONG THE LEADERS

1

Tom Brady's rank among all AFC quarterbacks in passing yards (1,522), completions (119) and attempts (182).

2

Deion Branch's rank among all AFC receivers (30 receptions).

5

The number of touchdowns scored by Corey Dillon this season, ranking second among all AFC running backs (LaDainian Tomlinson).

THE KRAFT ERA

88-38

The Patriots' record at home since 1994, including preseason, regular-season and postseason games.

25-4

The Patriots' record at Gillette Stadium, including regular-season and postseason games (.862 win pct).

130-71

The Patriots' record in preseason, regular-season and postseason games since 1996 (.647 win pct).

94-55

The Patriots' regular-season record since 1996 (.631 win pct).

12-3

The Patriots' postseason record since 1996 (.800 win pct).

THE BELICHICK ERA

65-29

Bill Belichick's overall record as head coach of the Patriots, including the regular season and the playoffs.

33-1

Belichick's record with New England when his team scores 25 points or more.

50-3

Belichick's record with New England when his team scores 21 points or more.

2005 MILESTONES

3

The number of yards needed by Troy Brown to pass Irving Fryar (5,726 yards) for second place on the Patriots' all-time receiving yardage list. Brown enters this week's game with 5,724 career receiving yards.

39

The number of points needed by kicker Adam Vinatieri to become the Patriots' all-time leading scorer. His current career total is 1,092 points. Gino Cappelletti (1960-70) holds the franchise record with 1,130 points.

5.0

The number of sacks needed by Willie McGinest to pass Julius Adams (79.5 sacks) for second place on the team's all-time sacks list.

45

The number of receptions Kevin Faulk needs to pass Tony Collins (261) for the most receptions by a running back in Patriots history.

65

The number of receiving yards needed by Faulk to reach 2,000 for his career. He could become just the third running back in Patriots history to achieve the milestone (Larry Garron, 2,502 and Tony Collins, 2,356).



THREE-TIME SUPER BOWL CHAMPIONS

