



## PATRIOTS OPEN DIVISIONAL PLAY AGAINST BUFFALO

## MEDIA SCHEDULE

## TUESDAY, OCTOBER 25

No Media Availability

## WEDNESDAY, OCTOBER 26

10:45 – 11:10 a.m. Coach Belichick Press Conf.  
(in Media Workroom)

11:10 – 11:55 a.m. Open Locker Room

11:40 – 11:55 a.m. Tom Brady Media Availability

11:50 – 12:05 p.m. Bills Player Conference Call

12:15 – 12:30 p.m. Mike Mularkey Conference Call  
Approx. 12:30 p.m. Media Availability at Practice

## THURSDAY, OCTOBER 27

10:45 – 11:10 a.m. Coach Belichick Press Conf.  
(in Media Workroom)

11:10 – 11:55 a.m. Open Locker Room

Approx. 12:30 p.m. Media Availability at Practice

## FRIDAY, OCTOBER 28

10:30 – 11:00 a.m. Coach Belichick Press Conf.  
(in Media Workroom)

11:00 – 11:45 a.m. Open Locker Room

Approx. 12:00 p.m. Media Availability at Practice

## SATURDAY, OCTOBER 29

Team Walkthrough – No Media Availability

## SUNDAY, OCTOBER 30

8:30 p.m. Patriots vs. Buffalo Bills

## 2005 PATRIOTS SCHEDULE

|                 |                |      |       |
|-----------------|----------------|------|-------|
| Thurs., Sept. 8 | Oakland        | W    | 30-20 |
| Sun., Sept. 18  | at Carolina    | L    | 17-27 |
| Sun., Sept. 25  | at Pittsburgh  | W    | 23-20 |
| Sun., Oct. 2    | San Diego      | L    | 17-41 |
| Sun., Oct. 9    | at Atlanta     | W    | 31-28 |
| Sun., Oct. 16   | at Denver      | L    | 20-28 |
| Sun., Oct. 23   | BYE WEEK       |      |       |
| Sun., Oct. 30   | Buffalo        | 8:30 | ESPN  |
| Mon., Nov. 7    | Indianapolis   | 9:00 | ABC   |
| Sun., Nov. 13   | at Miami       | 1:00 | CBS   |
| Sun., Nov. 20   | New Orleans    | 1:00 | Fox   |
| Sun., Nov. 27   | at Kansas City | 1:00 | CBS   |
| Sun., Dec. 4    | N.Y. Jets      | 4:15 | CBS   |
| Sun., Dec. 11   | at Buffalo     | 1:00 | CBS   |
| Sat., Dec. 17   | Tampa Bay      | 1:30 | Fox   |
| Mon., Dec. 26   | at N.Y. Jets   | 9:00 | ABC   |
| Sun., Jan. 1    | Miami          | 1:00 | CBS   |

## AFC EAST STANDINGS

| Teams          | W | L | T | Pct. | PF  | PA  |
|----------------|---|---|---|------|-----|-----|
| NEW ENGLAND    | 3 | 3 | 0 | .500 | 138 | 164 |
| Buffalo Bills  | 3 | 4 | 0 | .429 | 112 | 138 |
| Miami Dolphins | 2 | 4 | 0 | .333 | 115 | 128 |
| New York Jets  | 2 | 4 | 0 | .333 | 78  | 112 |

## NEW ENGLAND PATRIOTS (3-3) vs. BUFFALO BILLS (3-4)

Sunday, October 30, 2005 ★ Gillette Stadium (68,756) ★ 8:30 p.m. EST

The Patriots will return to action following the bye week by opening their AFC East division schedule against the Buffalo Bills on Sunday Night Football in Foxborough. New England is playing its first divisional game of the season in Week Eight, marking the latest division-opener in franchise history. Before this season, the latest the Patriots had played their first divisional game was in 1980, when they began AFC East play against the New York Jets in Week Five. This week's game begins a 10-week stretch in which six games will fall against divisional opponents. The Patriots also enter a portion of their schedule that will see them play three home games in the four-week span between now and Thanksgiving.


## BROADCAST INFORMATION

**TELEVISION:** This week's game will be televised to a national cable audience by ESPN and can also be seen over the airwaves in Boston on WCVB Channel 5. **Mike Patrick** will handle play-by-play duties and will be joined by analysts **Joe Theismann** and **Paul Maguire**. **Suzy Kolber** will provide sideline reports throughout the game.

**RADIO:** WBCN 104.1 FM is the flagship station for the Patriots Rock Radio Network. A complete listing of the network's 36 stations can be found in this press release. Play-by-play broadcaster **Gil Santos** is in his 29th season as the voice of the Patriots and will call the action along with Patriots Hall of Famer **Gino Cappelletti**. Santos and Cappelletti are celebrating their 22nd season as a broadcast tandem.

## HOME SWEET HOME

Since Gillette Stadium opened in 2002, the Patriots have compiled a 25-4 record. New England's .862 home winning percentage is the highest of any NFL team over that span. The Patriots achieved perfect 8-0 regular-season home records in 2003 and 2004 and have also notched a 3-0 home playoff record at Gillette Stadium. New England won a franchise-record 21 consecutive home games between 2002 and 2005. Below is a list of the NFL's top home records (including regular-season and playoff games) since the Patriots moved into Gillette Stadium in time for the 2002 season.



## TOP NFL HOME RECORDS SINCE 2002

| Team                 | W  | L | T | Pct. | PF  | PA  |
|----------------------|----|---|---|------|-----|-----|
| New England Patriots | 25 | 4 | 0 | .862 | 672 | 457 |
| Philadelphia Eagles  | 26 | 7 | 0 | .788 | 789 | 524 |
| St. Louis Rams       | 22 | 6 | 0 | .786 | 771 | 555 |
| Indianapolis Colts   | 22 | 7 | 0 | .759 | 844 | 569 |
| Denver Broncos       | 21 | 7 | 0 | .750 | 718 | 534 |

NOTE: Records include regular-season and playoff games

## PATRIOTS MEDIA WEB SITE

The Patriots' media-only Web site, located at <http://media.patriots.com>, will be updated for registered users throughout the season with all the latest media information, schedules, rosters and press releases. In addition to up-to-date information, the site's archives allow access to all of the Patriots media materials dating back to the 2002 season. The site also serves as the team's primary credentialing system.



## MEDIA RELATIONS CONTACTS

**Stacey James** ..... Exec. Director of Media Relations ..... [staceyj@patriots.com](mailto:staceyj@patriots.com) .. 508-384-9105  
**Casey O'Connell** ..... Asst. Director of Media Relations ..... [caseyo@patriots.com](mailto:caseyo@patriots.com) .. 508-384-9111  
**Michelle Murphy** ..... Media Relations Coordinator ..... [michelle@patriots.com](mailto:michelle@patriots.com) .. 508-384-9119  
**Jared Puffer** ..... Media Relations Assistant ..... [jaredp@patriots.com](mailto:jaredp@patriots.com) .. 508-384-9195



THREE-TIME SUPER BOWL CHAMPIONS






# PATRIOTS VS. BILLS

## SERIES HISTORY

This week, the Patriots and Bills will meet for the 91st time since the series between the AFC East rivals began in 1960. The Patriots lead the series 49-40, with one tie. The Patriots' 49 wins over Buffalo are their most over any opponent, six more than they own over the Indianapolis/Baltimore Colts (43). New England has won eight of its last nine games against Buffalo, dating back to the 2000 season. The teams have had many memorable matchups over the years, including a five-game span from 1999 to 2001 where four of the five contests were decided in overtime.



A complete listing of the results of the 89 games between the Patriots and the Bills can be found on page 361 of the 2005 Patriots Media Guide. See page 360 of the guide for the Patriots' all-time record on Sunday Night Football.

## TALE OF THE TAPE

| 2005 Regular Season      | New England | Buffalo    |
|--------------------------|-------------|------------|
| Record                   | 3-3         | 3-4        |
| Divisional Standing      | 1st         | 2nd        |
| Total Yards Gained       | 2,267       | 1,666      |
| Total Offense (Rank)     | 377.8 (3)   | 238.0 (30) |
| Rush Offense             | 82.3 (27)   | 124.6 (12) |
| Pass Offense             | 295.5 (2)   | 113.4 (31) |
| Points Per Game          | 23.0        | 16.0       |
| Total Yards Allowed      | 2,120       | 2,188      |
| Total Defense            | 353.3 (25)  | 312.6 (16) |
| Rush Defense             | 125.3 (24)  | 159.0 (31) |
| Pass Defense             | 228.0 (24)  | 153.6 (3)  |
| Points Allowed/Game      | 27.3        | 19.7       |
| Possession Avg.          | 29:52       | 30:41      |
| Sacks Allowed/Yards Lost | 7/63        | 18/166     |
| Sacks Made/Yards         | 11/75       | 16/118     |
| Interceptions By         | 1           | 9          |
| Penalties Against/Yards  | 52/450      | 55/418     |
| Punts/Avg.               | 35/45.5     | 34/46.1    |
| Takeaway/Giveaway Ratio  | -6          | +8         |

## PATRIOTS – BILLS QUICK HITS

- The Patriots have recorded 49 wins against the Bills, their most against any opponent.
- Bill Belichick holds a 8-3 career record against Buffalo, including a 8-2 record as head coach of the Patriots.
- The Patriots and Bills have played in 19 games decided by three points or fewer since 1972.
- The Patriots are 15-6 against the Bills in their last 21 meetings.
- Since 1993, the two teams have played five overtime games, good for a total of 51:49 of extra time, almost equaling an entire game.

## SERIES TRENDS

|   |                                  |
|---|----------------------------------|
| <b>Home Record</b> .....                    | <b>26-19</b>                     |
| Record in Foxborough .....                  | 20-14                            |
| Foxboro Stadium .....                       | 17-14                            |
| Gillette Stadium .....                      | 3-0                              |
| Record in Boston .....                      | 6-5                              |
| <b>Away Record</b> .....                    | <b>23-21-1</b>                   |
| War Memorial Stadium .....                  | 7-6-1                            |
| Ralph Wilson/Rich Stadium .....             | 16-15                            |
| Total Points in Regular Season Series ..... | 1,808-1,685                      |
| Largest Margin of Victory .....             | 31 pts (1961, 1983, 2002 & 2003) |
| Largest Margin of Defeat .....              | 35 points (1970)                 |
| Longest Win Streak .....                    | 11 games (1982-87)               |
| Longest Losing Streak .....                 | 9 games (1971-75)                |

## CONNECTIONS

- Patriots head coach **Bill Belichick's** defensive game plan from the Giants' Super Bowl XXV win over the Buffalo Bills is permanently on display at the Pro Football Hall of Fame.
- Bills safety **Lawyer Milloy** was drafted by the Patriots in the second round (36th overall) in the 1996 NFL draft. He played in 112 games in eight seasons in New England and earned four Pro Bowl nods.
- While Belichick was the head coach at Cleveland, he hired **Don Blackmon** as the linebackers coach. Blackmon is currently in his third season as the linebackers coach for Buffalo. Blackmon also played for the Patriots for eight seasons (1981-87).
- Bills linebacker **London Fletcher** was a college teammate of Patriots quarterbacks coach **Josh McDaniels** and Patriots director of pro personnel **Nick Caserio** at John Carroll University in 1996 and 1997.
- Patriots wide receivers coach **Brian Daboll** attended St. Francis High in Buffalo where he lettered in football. He also was a two-year starter at free safety at the University of Rochester.
- Bills defensive backs coach **Steve Szabo** was a volunteer coach for the Patriots in 2003.
- Bills offensive line coach **Jim McNally** was the offensive line coach at Boston College from 1975-77.
- Bills defensive tackle **Sam Adams' father, Sam Adams, Sr.**, played for the Patriots for nine seasons (1972-80).
- Patriots assistant secondary coach **Joel Collier's father, Joe Collier**, was the Bills head coach from 1966-68.
- Bills wide receiver **Josh Reed** was a four-year teammate of Patriots defensive end **Jarvis Green** at LSU.
- Bills guard **Greg Jerman** was born in Hyannis, Mass.

## THE LAST TIME: PATRIOTS 29, BILLS 6

November 14, 2004 ★ Gillette Stadium (Att: 68,756)

|                             | 1 | 2  | 3 | 4 | Final |
|-----------------------------|---|----|---|---|-------|
| <b>Buffalo Bills</b>        | 0 | 0  | 6 | 0 | 6     |
| <b>New England Patriots</b> | 3 | 17 | 3 | 6 | 29    |

The Patriots continued their home winning streak, notching their eighth victory of the 2004 season and their 16th straight win at Gillette Stadium, a 29-6 win over the Buffalo Bills on Sunday Night Football.

New England had a solid game defensively, shutting out the Bills offense. Linebacker Tully Banta-Cain had the most productive day of his young career, registering 1.5 sacks and an interception. Willie McGinest pitched in with a sack of his own as well as a fumble recovery. Rosevelt Colvin added a half a sack and Tedy Bruschi and Troy Brown each had interceptions. For Brown, it was his first career pick.

On the offensive side, Corey Dillon barreled for 151 yards on 26 carries, recording his fifth 100-yard game of the year. David Givens led the aerial attack with five grabs for 66 yards, while Tom Brady threw for 233 yards, completing 19 of his 35 passing attempts. Kicker Adam Vinatieri was a perfect 5-for-5 on field goal attempts.

New England used a powerful second quarter to take control of the game, building a 20-0 halftime lead. Vinatieri scored the only points of the first quarter on a 27-yard field goal, and added a 24-yarder with 10:35 left before halftime to give New England a 6-0 lead. The Patriots waited until the closing minutes of the half to build their lead, extending the advantage to 13-0 on a 13-yard touchdown from Tom Brady to David Patten with 3:56 left before the intermission, then claiming a 20-0 advantage on a 5-yard hookup from Brady to Christian Fauria.

In the second half, Vinatieri added three more field goals, while the Bills got their only points of the night on a 70-yard punt return for a touchdown from Jonathan "Freddie" Smith.



THREE-TIME SUPER BOWL CHAMPIONS



# Gillette STADIUM™

## HOME OF THE THREE-TIME SUPER BOWL CHAMPIONS

Overall record at Gillette Stadium: 25-4



The Patriots and their fans at Gillette Stadium have established one of the biggest home-field advantages in the country. Since its Grand Opening on Sept. 9, 2002, the Patriots have compiled a 25-4 record at their privately financed, state-of-the-art stadium. Patriots fans have embraced the team's new home with unprecedented fervor, using the most fan-friendly venue in the region to express their passion for the Patriots and spur the team on to unparalleled success. In the three-plus seasons that New England has called Gillette Stadium home, the Patriots have won two AFC East titles, hosted the second AFC Championship Game in franchise history and are 3-0 in home playoff games.

### HOME SWEET HOME

The Patriots have recorded a 25-4 (.862) all-time record at Gillette Stadium, including regular-season and postseason games. New England has won 21 of its last 22 regular-season and postseason contests at home

### HOME WINNING STREAK: 21 GAMES

The Patriots set a team record with 21 consecutive home victories from Dec. 29, 2002 to Sept. 8, 2005. The streak extended into parts of four seasons and lasted more than two-and-a-half years.

| Date           | Opponent      | W/L | Score |
|----------------|---------------|-----|-------|
| Dec. 29, 2002  | Miami         | W   | 27-24 |
| Sept. 21, 2003 | N.Y. Jets     | W   | 23-16 |
| Oct. 5, 2003   | Tennessee     | W   | 38-30 |
| Oct. 12, 2003  | N.Y. Giants   | W   | 17-6  |
| Oct. 26, 2003  | Cleveland     | W   | 9-3   |
| Nov. 16, 2003  | Dallas        | W   | 12-0  |
| Dec. 7, 2003   | Miami         | W   | 12-0  |
| Dec. 14, 2003  | Jacksonville  | W   | 27-13 |
| Dec. 27, 2003  | Buffalo       | W   | 31-0  |
| Jan. 10, 2004* | Tennessee     | W   | 17-14 |
| Jan. 18, 2004* | Indianapolis  | W   | 24-14 |
| Sept. 9, 2004  | Indianapolis  | W   | 27-24 |
| Oct. 10, 2004  | Miami         | W   | 24-10 |
| Oct. 17, 2004  | Seattle       | W   | 30-20 |
| Oct. 24, 2004  | N.Y. Jets     | W   | 13-7  |
| Nov. 14, 2004  | Buffalo       | W   | 29-6  |
| Nov. 28, 2004  | Baltimore     | W   | 24-3  |
| Dec. 12, 2004  | Cincinnati    | W   | 35-28 |
| Jan. 2, 2005   | San Francisco | W   | 21-7  |
| Jan. 16, 2005* | Indianapolis  | W   | 20-3  |
| Sept. 8, 2005  | Oakland       | W   | 30-0  |

\*-Playoffs

### NOT-SO-FRIDNELY CONFINES:

### FOXBOROUGH IS TOUGH ON OPPOSING KICKERS

Since Gillette Stadium opened in 2002, it has been one of the toughest places in the NFL for opposing kickers to be successful. Despite the inhospitable conditions for kickers, Patriots kicker Adam Vinatieri has thrived, hitting 20 percent more of his boots than Patriots opponents, including more than 25 percent more of his kicks from 30-plus yards. Vinatieri led the NFL in scoring last season and needs only 31 more points to become the Patriots' all-time leading scorer. Vinatieri has achieved success despite the fact that when attempting kicks of 30 or more yards, Gillette Stadium has been the toughest place to kick in the entire NFL since it opened in 2002. On all kicks, the Patriots' home is the second toughest place for opponents to kick, trailing only Soldier Field in the Windy City of Chicago.

### FIELD GOAL PERCENTAGE AT GILLETTE STADIUM

|                    | Overall |     |      | From 30+ Yards |     |      |
|--------------------|---------|-----|------|----------------|-----|------|
|                    | FGM     | FGA | PCT  | FGM            | FGA | PCT  |
| Adam Vinatieri     | 55      | 65  | 84.6 | 31             | 40  | 77.5 |
| Patriots Opponents | 31      | 48  | 64.6 | 18             | 35  | 51.4 |

### LOWEST OPPONENTS FIELD GOAL PCT. FROM 30+ YARDS SINCE 2002

| Team                        | Stadium                 | GP        | FGM       | FGA       | PCT         |
|-----------------------------|-------------------------|-----------|-----------|-----------|-------------|
| <b>New England Patriots</b> | <b>Gillette Stadium</b> | <b>29</b> | <b>18</b> | <b>35</b> | <b>51.4</b> |
| Chicago Bears               | Soldier Field           | 20        | 18        | 33        | 54.5        |
| Green Bay Packers           | Lambeau Field           | 30        | 24        | 40        | 60.0        |
| Tampa Bay Buccaneers        | Raymond James Stadium   | 28        | 23        | 38        | 60.5        |

### LOWEST OVERALL OPPONENTS FIELD GOAL PCT. SINCE 2002

| Team                        | Stadium                 | GP        | FGM       | FGA       | PCT         |
|-----------------------------|-------------------------|-----------|-----------|-----------|-------------|
| Chicago Bears               | Soldier Field           | 20        | 25        | 41        | 61.0        |
| <b>New England Patriots</b> | <b>Gillette Stadium</b> | <b>29</b> | <b>31</b> | <b>48</b> | <b>64.6</b> |
| Green Bay Packers           | Lambeau Field           | 30        | 38        | 57        | 66.7        |
| Jacksonville Jaguars        | Alltel Stadium          | 27        | 33        | 47        | 70.2        |

NOTE: All statistics include regular-season and playoff games.  
Soldier Field was not used in 2002 due to renovations.



THREE-TIME SUPER BOWL CHAMPIONS





# ROBERT KRAFT: BUILDING SUCCESS

Since Robert Kraft purchased the team in 1994, the Patriots have experienced one of the most dramatic turnarounds in the history of sports. In just 11 seasons of ownership, he has transformed one of the league's least successful clubs into what many observers view as a model NFL franchise. In the five seasons immediately preceding his purchase (1989-93), the Patriots were a moribund team, winning just 19 of 80 games (.311 pct.) and recording the worst record in the NFL over that span. When he bought the franchise on Jan. 21, 1994, Kraft announced his intention to bring a championship to New England, a tall order considering the team's previous success rate. But under Kraft's leadership, the Patriots have won five division titles, four conference crowns and three Super Bowl championships. **Since Kraft took ownership, the Patriots are 12-4 in the playoffs and have won more Super Bowl championships than any other team in the NFL.**



|                     | Pre-Kraft<br>1960-93 | 1989-93 | Kraft Era<br>1994-05 |
|---------------------|----------------------|---------|----------------------|
| Overall Record      | 225-276-9            | 19-61   | 122-76               |
| Winning Pct.        | .450                 | .311    | .616                 |
| Super Bowl Titles   | 0                    | 0       | 3                    |
| Conference Titles   | 1                    | 0       | 4                    |
| Division Titles     | 3                    | 0       | 5                    |
| Playoff Seasons     | 5                    | 0       | 7                    |
| Playoff Record      | 4-6                  | --      | 12-4                 |
| Home Playoff Games  | 1                    | 0       | 7                    |
| Home Playoff Record | 0-1                  | --      | 7-0                  |

## A CHAMPIONSHIP TRADITION

The Patriots are the only team from North America's four major professional sports leagues to have won three titles since 2001. Additionally, the Patriots trail only the New York Yankees in having won three titles in the period since Robert Kraft purchased the team, and their four championship game appearances over that span also rank behind just the Yankees.

### MULTIPLE LEAGUE CHAMPIONSHIPS SINCE 2001

| Team                 | League | Titles |
|----------------------|--------|--------|
| New England Patriots | NFL    | 3      |
| Los Angeles Lakers   | NBA    | 2      |

### LEAGUE CHAMPIONSHIPS SINCE 1994

| Team                 | League | Titles |
|----------------------|--------|--------|
| New York Yankees     | MLB    | 4      |
| New England Patriots | NFL    | 3      |
| Los Angeles Lakers   | NBA    | 3      |
| Chicago Bulls        | NBA    | 3      |
| Detroit Red Wings    | NHL    | 3      |

### CHAMPIONSHIP GAME/SERIES APPEARANCES SINCE 1994

| Team                 | League | Appearances |
|----------------------|--------|-------------|
| New York Yankees     | MLB    | 6           |
| New England Patriots | NFL    | 4           |
| Los Angeles Lakers   | NBA    | 4           |
| Detroit Red Wings    | NHL    | 4           |

## SELLOUT STREAK

In the early 1990s, the Patriots franchise appeared destined for relocation until Robert Kraft's purchase of the team rejuvenated local interest. In 1991, the team's season ticket base consisted of just 17,635 fans, barely enough to support the club. Eleven years later, the season-ticket base stands at a capped total of 61,759 and more than 50,000 fans are on a waiting list. The Patriots have sold out 119 consecutive home games (dating back to the 1994 regular-season opener) including regular-season, preseason and playoff games. Patriots fans in New England have never been faced with a TV blackout under Kraft's ownership.

## SUCCESS STORY

Since Robert Kraft purchased the team in 1994, the Patriots have been one of the NFL's elite teams. Over the first 11-plus years of Kraft's ownership, the Patriots have recorded the second highest win total among all NFL teams – a remarkable record considering the fact that the Patriots were a combined 19-61 (.311) in the four years immediately preceding the purchase. Since 2001, the Patriots have been the top team in the NFL, compiling a 60-19 record.

### SINCE ROBERT KRAFT PURCHASED THE TEAM IN 1994...

#### TOTAL VICTORIES (Incl. Postseason)

|                             |            |
|-----------------------------|------------|
| Green Bay Packers           | 129        |
| <b>New England Patriots</b> | <b>122</b> |
| Pittsburgh Steelers         | 122        |
| Denver Broncos              | 120        |

#### OVERALL WINNING PERCENTAGE (Incl. Postseason)

| Team                        | W          | L         | T        | Pct.        |
|-----------------------------|------------|-----------|----------|-------------|
| Green Bay Packers           | 129        | 71        | 0        | .645        |
| Pittsburgh Steelers         | 122        | 74        | 1        | .622        |
| Denver Broncos              | 120        | 74        | 0        | .619        |
| <b>New England Patriots</b> | <b>122</b> | <b>76</b> | <b>0</b> | <b>.616</b> |
| Philadelphia Eagles         | 112        | 84        | 1        | .571        |
| Kansas City Chiefs          | 105        | 81        | 0        | .565        |
| San Francisco 49ers         | 110        | 85        | 0        | .564        |
| Minnesota Vikings           | 107        | 87        | 0        | .552        |

#### SUPER BOWL CHAMPIONSHIPS

|                             |          |
|-----------------------------|----------|
| <b>New England Patriots</b> | <b>3</b> |
| Denver Broncos              | 2        |
| 6 Teams                     | 1        |

#### CONFERENCE CHAMPIONSHIPS

|                             |          |
|-----------------------------|----------|
| <b>New England Patriots</b> | <b>4</b> |
| Denver Broncos              | 2        |
| Green Bay Packers           | 2        |
| St. Louis Rams              | 2        |
| 12 Teams                    | 1        |

#### PLAYOFF VICTORIES

|                             |           |
|-----------------------------|-----------|
| <b>New England Patriots</b> | <b>12</b> |
| Green Bay Packers           | 10        |
| Pittsburgh Steelers         | 8         |
| Philadelphia Eagles         | 8         |
| Denver Broncos              | 7         |
| San Francisco 49ers         | 7         |

#### PLAYOFF GAMES PLAYED

|                             |           |
|-----------------------------|-----------|
| Green Bay Packers           | 18        |
| <b>New England Patriots</b> | <b>16</b> |
| Pittsburgh Steelers         | 15        |
| Philadelphia Eagles         | 15        |
| San Francisco 49ers         | 13        |

#### PLAYOFF SEASONS

|                             |          |
|-----------------------------|----------|
| Green Bay Packers           | 9        |
| <b>New England Patriots</b> | <b>7</b> |
| Indianapolis Colts          | 7        |
| Miami Dolphins              | 7        |
| Minnesota Vikings           | 7        |
| Philadelphia Eagles         | 7        |
| Pittsburgh Steelers         | 7        |
| San Francisco 49ers         | 7        |

#### PLAYOFF WINNING PERCENTAGE

| Team                        | W         | L        | Pct.        |
|-----------------------------|-----------|----------|-------------|
| <b>New England Patriots</b> | <b>12</b> | <b>4</b> | <b>.750</b> |
| Baltimore Ravens            | 5         | 2        | .714        |
| Carolina Panthers           | 4         | 2        | .667        |
| Denver Broncos              | 7         | 4        | .636        |
| St. Louis/L.A. Rams         | 6         | 4        | .600        |

SINCE ROBERT KRAFT PURCHASED THE TEAM IN 1994...

SINCE ROBERT KRAFT PURCHASED THE TEAM IN 1994...



THREE-TIME SUPER BOWL CHAMPIONS





# BILL BELICHICK: THE HEAD COACH

## THE HEAD COACH

### BILL BELICHICK

**Overall Record:** 102-75 (.576)

**Regular Season:** 92-74 (.554)

**Postseason:** 10-1 (.909)

**With Patriots overall:** 65-30 (.684)

**Overall since 2001:** 60-19 (.759)

**Super Bowl Titles:** 5 (86, 90, 01, 03, 04)

**Conf. Titles:** 6 (86, 90, 96, 01, 03, 04)

**Division Titles:** 10 (75, 78, 86, 89, 90, 96, 98, 01, 03, 04)



**Bill Belichick is now in his 31st season as an NFL coach and is the only head coach in NFL history to win three Super Bowl titles in a four-year span.** Belichick owns the best postseason record in NFL history and is the winningest NFL head coach since 2001. In 2004, he directed the Patriots to their second consecutive Super Bowl title on the heels of a 14-win campaign. In addition, his 2004 squad equaled the best record in NFL history for a defending Super Bowl champion, and from 2003-04 his teams set the all-time pro football record with 21 consecutive victories. Belichick has spent more seasons in the league than any other current NFL head coach, and in that time has been a part of five Super Bowl championship teams. His overall record of 65-30 with the Patriots (including a 9-0 playoff mark in New England) gives him the most victories and the best winning percentage of any head coach in franchise history.

## BELICHICK'S PATRIOTS RENAISSANCE

Any successful project requires a sound plan, and once head coach Bill Belichick implemented his design on the Patriots, his approach has given him the best record of any NFL head coach since 2001. After the team endured a 5-11 rebuilding year in his first season, the Patriots have compiled the best record in the NFL since 2001. The remarkable run includes postseason play, where Belichick and the Patriots own a perfect 9-0 record.

### NFL COACHES' RECORDS SINCE 2001

| Coach                 | Team      | W         | L         | T        | Pct.        |
|-----------------------|-----------|-----------|-----------|----------|-------------|
| <b>Bill Belichick</b> | <b>NE</b> | <b>60</b> | <b>19</b> | <b>0</b> | <b>.759</b> |
| Andy Reid             | PHI       | 58        | 22        | 0        | .725        |
| Tony Dungy            | TB/IND    | 53        | 25        | 0        | .679        |
| Bill Cowher           | PIT       | 51        | 24        | 1        | .678        |
| Jim L. Mora*          | ATL       | 16        | 8         | 0        | .667        |
| Wade Phillips         | ATL       | 2         | 1         | 0        | .667        |
| Mike Sherman          | GB        | 47        | 29        | 0        | .618        |
| Mike Martz            | STL       | 47        | 30        | 0        | .610        |
| Mike Shanahan         | DEN       | 42        | 31        | 0        | .575        |
| Jon Gruden            | OAK/TB    | 43        | 32        | 0        | .573        |
| John Fox              | CAR       | 32        | 26        | 0        | .552        |
| Mike Holmgren         | SEA       | 40        | 33        | 0        | .548        |
| Marvin Lewis          | CIN       | 21        | 18        | 0        | .538        |
| Dick Vermeil          | KC        | 38        | 33        | 0        | .535        |
| Dave Wannstedt        | MIA       | 31        | 27        | 0        | .534        |

**NOTE:** Records include postseason games \*-Not Including MNF (10/24/05)

## POSTSEASON PROWESS

Bill Belichick is the winningest head coach in NFL postseason history. With the Patriots' victory in Super Bowl XXXIX, Belichick eclipsed Vince Lombardi, the man whose name is emblazoned on the Super Bowl trophy. Coach Belichick has won nine playoff games in a row, tying the NFL-record streak set by Lombardi's Packers, who won nine straight playoff games from 1961-67. Belichick is a perfect 9-0 in the postseason as head coach of the Patriots.

### BEST POSTSEASON RECORDS IN NFL HISTORY

| Head Coach            | Team(s)       | W         | L        | Pct.        |
|-----------------------|---------------|-----------|----------|-------------|
| <b>Bill Belichick</b> | <b>CLE/NE</b> | <b>10</b> | <b>1</b> | <b>.909</b> |
| Vince Lombardi        | GB/WAS        | 9         | 1        | .900        |
| Joe Gibbs             | WAS           | 16        | 5        | .762        |

## BELICHICK AT A GLANCE...

- Is the only head coach in NFL history to win three Super Bowls in a four-year span.
- Is the winningest head coach in NFL playoff history (10-1).
- Directed New England's pro football record 21-game winning streak (2003-04).
- Compiled an NFL record-tying nine-game playoff winning streak (2001-present).
- Owns the best record of any NFL coach since 2001 (60-19).
- Led the Patriots to the highest two-year victory total in NFL history (34 wins from 2003-04).
- Logged more seasons in the NFL than any other current NFL head coach (31).
- Owns more wins and a higher winning percentage than any head coach in Patriots history (65-30, .684).
- Achieved the best regular-season record by a defending Super Bowl champion (14-2, 2004).

## ELITE COMPANY

Bill Belichick is one of nine NFL head coaches to win three or more championships since the league began postseason play in 1933. With the Patriots' victory in Super Bowl XXXIX, Belichick joined an exclusive club in which each of the eight other members has been enshrined in the Pro Football Hall of Fame.

### HEAD COACHES WITH THREE OR MORE NFL TITLES

(Listed alphabetically)

#### Head Coach ..... Championship Team(s)

|                      |                                |
|----------------------|--------------------------------|
| Bill Belichick       | New England Patriots           |
| Paul Brown           | Cleveland Browns               |
| Weeb Ewbank          | Baltimore Colts, New York Jets |
| Joe Gibbs            | Washington Redskins            |
| George Halas         | Chicago Bears                  |
| Earl (Curly) Lambeau | Green Bay Packers              |
| Vince Lombardi       | Green Bay Packers              |
| Chuck Noll           | Pittsburgh Steelers            |
| Bill Walsh           | San Francisco 49ers            |

**NOTE:** NFL Playoffs first held in 1933.

## SUPER SUCCESS

Bill Belichick is one of just four head coaches to win three championships since the Super Bowl Era began following the 1966 season. Coach Belichick joins three members of the Pro Football Hall of Fame in the exclusive club. Belichick is the only coach to win three Super Bowls in the post-1993 salary cap era.

### MOST SUPER BOWL VICTORIES

| Head Coach            | Team      | Titles   | Seasons                 |
|-----------------------|-----------|----------|-------------------------|
| Chuck Noll            | PIT       | 4        | 1974, 1975, 1978, 1979  |
| <b>Bill Belichick</b> | <b>NE</b> | <b>3</b> | <b>2001, 2003, 2004</b> |
| Joe Gibbs             | WAS       | 3        | 1982, 1987, 1991        |
| Bill Walsh            | SF        | 3        | 1981, 1984, 1988        |

**NOTE:** Sorted by most recent championship. Super Bowls have determined NFL champion since 1966.

## TOPS IN TEAM HISTORY

Bill Belichick is the most successful head coach in Patriots history. He has recorded more wins (65) and a higher winning percentage (.681) than any of the franchise's 13 previous head coaches.

### WINNINGEST HEAD COACHES IN PATRIOTS HISTORY

| Coach                 | Years          | Career<br>Winning Pct. | Overall<br>W-L-T | Playoff<br>W-L |
|-----------------------|----------------|------------------------|------------------|----------------|
| <b>Bill Belichick</b> | <b>2000-05</b> | <b>.684</b>            | <b>65-30-0</b>   | <b>9-0</b>     |
| Raymond Berry         | 1984-89        | .554                   | 51-41-0          | 3-2            |
| Pete Carroll          | 1997-99        | .549                   | 28-23-0          | 1-2            |
| Chuck Fairbanks       | 1973-78        | .529                   | 46-41-0          | 0-2            |



THREE-TIME SUPER BOWL CHAMPIONS





# PATRIOTS NEWS & NOTES

## SNAPSHOTS OF SUCCESS

The Patriots are in the midst of one of the most prosperous periods for any team in NFL history. The recent run of success began with a 29-26 overtime victory against the San Diego Chargers on Oct. 14, 2001, sparking a streak of 59 wins in the Patriots' last 75 games, including postseason. The Patriots entered that contest with a 1-3 record, and Tom Brady was making just the third start of his career against a 3-1 San Diego team. New England rallied back from a 26-16 deficit with less than four minutes left in the game, beginning a stretch of 13 wins in the final 15 games of the 2001 season as the Patriots won their first title in Super Bowl XXXVI. Below are some snapshots highlighting the Patriots' current winning run.

### PATRIOTS SUCCESS STREAKS (Including Postseason)

- 8 wins in last 11 games, dating to Dec. 26, 2004 (8-3, .727)
- 14 wins in last 18 games, dating to Nov. 7, 2004 (14-4, .778)
- 35 wins in last 40 games, dating to Oct. 5, 2003 (35-5, .875)
- 38 wins in last 45 games, dating to Dec. 29, 2002 (38-7, .844)
- 43 wins in last 53 games, dating to Nov. 3, 2002 (43-10, .811)
- 55 wins in last 69 games, dating to Nov. 25, 2001 (55-14, .797)
- 59 wins in last 75 games, dating to Oct. 14, 2001 (59-16, .787)

## RIISING TO THE OCCASION

Since the beginning of the 2003 season, the Patriots are 22-3 against teams with records above .500. In the 2004 regular season and playoffs, the Patriots were 10-1 against teams that finished with winning records, including a 7-1 mark against playoff teams. In 2003, the Patriots were 10-0 against teams that finished the season with a mark of better than .500, including an 8-0 mark against playoff teams.

### PATRIOTS VS. TEAMS WITH RECORDS ABOVE .500 Since start of the 2003 season

| Date     | Opponent        | W/L | Score    | Overall Record | Record v. Rest of NFL |
|----------|-----------------|-----|----------|----------------|-----------------------|
| 10/16/05 | at Denver       | L   | 20-28    | 5-2            | 4-2                   |
| 10/09/05 | at Atlanta      | W   | 31-28    | 4-2^           | 4-1^                  |
| 09/25/05 | at Pittsburgh   | W   | 23-20    | 4-2            | 4-1                   |
| 09/17/05 | at Carolina     | L   | 17-27    | 4-2            | 3-2                   |
| 02/06/05 | Philadelphia*   | W   | 24-21    | 15-4           | 15-3                  |
| 01/23/05 | at Pittsburgh*  | W   | 41-27    | 16-2           | 15-1                  |
| 01/16/05 | Indianapolis*   | W   | 20-3     | 13-5           | 13-3                  |
| 12/26/04 | at N.Y. Jets    | W   | 23-7     | 11-7           | 11-5                  |
| 11/28/04 | Baltimore       | W   | 24-3     | 9-7            | 9-6                   |
| 11/14/04 | Buffalo         | W   | 29-6     | 9-7            | 9-5                   |
| 10/31/04 | at Pittsburgh   | L   | 20-34    | 16-2           | --                    |
| 10/24/04 | N.Y. Jets       | W   | 13-7     | 11-7           | --                    |
| 10/17/04 | Seattle         | W   | 30-20    | 9-8            | 9-7                   |
| 10/03/04 | at Buffalo      | W   | 31-17    | 9-7            | --                    |
| 09/09/04 | Indianapolis    | W   | 27-24    | 13-5           | --                    |
| 02/01/04 | Carolina*       | W   | 32-39    | 14-6           | 14-5                  |
| 01/18/04 | Indianapolis*   | W   | 24-14    | 14-5           | 14-3                  |
| 01/10/04 | Tennessee*      | W   | 17-14    | 13-5           | 13-3                  |
| 12/07/03 | Miami           | W   | 12-0     | 10-6           | 10-4                  |
| 11/30/03 | at Indianapolis | W   | 38-34    | 14-5           | --                    |
| 11/16/03 | Dallas          | W   | 12-0     | 10-6           | 10-5                  |
| 11/03/03 | at Denver       | W   | 30-26    | 10-6           | 10-5                  |
| 10/19/03 | at Miami        | W   | 19-13 ot | 10-6           | --                    |
| 10/05/03 | Tennessee       | W   | 38-30    | 13-5           | --                    |
| 09/14/03 | at Philadelphia | W   | 31-10    | 13-5           | 13-4                  |

\*Playoffs ^Not Including MNF (10/24/05)

**Patriots vs. teams with winning records ..... 22-3 (.880)**  
**Rest of NFL vs. those teams.....65-180 (.265)^**

## BEAST OF THE EAST

New England has the best record among AFC East teams in division games since the beginning of the 2001 season (20-6).

### AFC EAST DIVISIONAL RECORDS SINCE 2001

| Team               | Since 2001 | Team         | Since 2001 |
|--------------------|------------|--------------|------------|
| New England .....  | 20-6       | Miami .....  | 12-16      |
| New York Jets..... | 14-14      | Buffalo..... | 10-18      |

## DOMINATING DUO

Tom Brady and Bill Belichick make up the NFL's third winningest head coach-quarterback combination since the AFL-NFL merger 35 years ago. Brady has started 68 consecutive regular-season games for the Patriots and the team has compiled a 51-17 record in those games, dating back to Week 3 of the 2001 season. Additionally, the Patriots are 9-0 in the playoffs over that span, making the duo's overall record together 60-17.

### TOP COACH-QB COMBINATIONS SINCE 1970 MERGER

(Regular Season only, Minimum 50 games)

| Quarterback      | Head Coach            | Team      | W         | L         | T        | Pct.        |
|------------------|-----------------------|-----------|-----------|-----------|----------|-------------|
| Ken Stabler      | John Madden           | OAK       | 60        | 19        | 1        | .756        |
| Jim McMahon      | Mike Ditka            | CHI       | 46        | 15        | 0        | .754        |
| <b>Tom Brady</b> | <b>Bill Belichick</b> | <b>NE</b> | <b>51</b> | <b>17</b> | <b>0</b> | <b>.750</b> |
| Steve Young      | George Seifert        | SF        | 62        | 23        | 0        | .729        |
| John Elway       | Mike Shanahan         | DEN       | 43        | 16        | 0        | .729        |

## BOUNCING BACK

The Patriots have not lost back-to-back games since December, 2002. Their streak of 40 consecutive weeks without back-to-back losses is the longest current streak in the NFL and the longest such mark in franchise history. The post-merger NFL record for consecutive weeks without two straight losses is 60, set by the San Francisco 49ers from 1995-99. The last time the Patriots had a losing streak was when they dropped a game at Tennessee (24-7, 12/16/02), and followed that with a home loss to the N.Y. Jets (30-17, 12/22/02). Below is a list of the longest current streaks without back-to-back defeats.

### LONGEST ACTIVE STREAKS W/O BACK-TO-BACK LOSSES

| Team                       | Weeks    | Last Consec. Losses |
|----------------------------|----------|---------------------|
| New England Patriots ..... | 40 ..... | Dec., 2002          |
| Pittsburgh Steelers .....  | 31 ..... | Oct./Nov., 2003     |

## O.T. IS THE PLACE TO BE

The Patriots have won eight straight overtime games and own the longest overtime winning streak in NFL history, including playoff games. The streak includes New England's 16-13 "Snow Bowl" win over Oakland in the 2001 Divisional Playoffs (01/19/02).

### MOST CONSECUTIVE OVERTIME VICTORIES

| Wins    | Team                   | Dates        |
|---------|------------------------|--------------|
| 8*      | ..... New England..... | 2000-present |
| 7 ..... | ..... Denver.....      | 1978-1985    |
| 6 ..... | ..... Washington.....  | 1976-1987    |
| 6 ..... | ..... Pittsburgh ..... | 1994-1997    |
| 5 ..... | ..... Many Times       |              |

\*Includes one playoff game

## WORKING OVERTIME

The Patriots have won their last eight overtime games (including the playoffs). New England's eight-game overtime winning streak is the longest in NFL history. New England has not lost in overtime since Buffalo won 16-13 at Foxboro Stadium on Nov. 5, 2000. Since that time, the Patriots have won eight straight, including five games in which they scored on their first possession of overtime.

### NEW ENGLAND'S OVERTIME STREAK

| DATE     | OPP       | WINNING PLAY | DRIVE INFO            | FINAL SCORE |
|----------|-----------|--------------|-----------------------|-------------|
| 11/23/03 | at HST    | 28-yd FG     | 9 plays, 76 yds; 3:39 | 23-20       |
| 10/19/03 | at MIA    | 82-yd TD     | 1-82; 0:12            | 19-13       |
| 12/29/02 | vs. MIA+  | 35-yd FG     | 7-43; 2:03            | 27-24       |
| 09/22/02 | vs. KC+   | 35-yd FG     | 9-53; 4:40            | 41-38       |
| 01/19/02 | vs. OAK+* | 23-yd FG     | 15-61; 8:29           | 16-13       |
| 12/16/01 | at BUF+   | 23-yd FG     | 8-75; 3:18            | 12-9        |
| 10/14/01 | vs. SD+   | 44-yd FG     | 6-51; 2:59            | 29-26       |
| 12/17/00 | at BUF    | 24-yd FG     | 14-83; 5:56           | 13-10       |
| 11/05/00 | vs. BUF   | 32-yd FG     | 6-52-2:50             | L, 13-16    |

\*playoffs

+NE scored on its first possession in overtime



THREE-TIME SUPER BOWL CHAMPIONS






# QB TOM BRADY NEWS & NOTES

## RECORDING SUCCESS

TOM BRADY has quarterbacked the Patriots to victories in 51 of his 68 regular-season starts during his career, compiling a .750 winning percentage and giving him the best record of any active quarterback in the NFL who has at least 20 starts under his belt. Including his 9-0 record in the playoffs, he is 60-17 (.779) as a starter.



## ACTIVE QUARTERBACKS WINNING PERCENTAGE

Minimum 20 Starts, Regular Season Only

| Quarterback, Team(s)     | W         | L         | T        | Pct.        |
|--------------------------|-----------|-----------|----------|-------------|
| <b>Tom Brady, NE</b>     | <b>51</b> | <b>17</b> | <b>0</b> | <b>.750</b> |
| Donovan McNabb, PHI      | 60        | 25        | 0        | .706        |
| Michael Vick, ATL*       | 27        | 13        | 1        | .671        |
| Marc Bulger, STL         | 28        | 14        | 0        | .667        |
| Brett Favre, GB          | 136       | 75        | 0        | .645        |
| Kurt Warner, STL/NYG/ARZ | 40        | 22        | 0        | .645        |

\*-Not Including MNF (10/24/05)

## TOM BRADY'S RECORD AS A STARTER

|                 | Reg. Season  | Playoffs   | Total        |
|-----------------|--------------|------------|--------------|
| <b>Overall:</b> | <b>51-17</b> | <b>9-0</b> | <b>60-17</b> |
| Home:           | 28-5         | 4-0        | 32-5         |
| Road:           | 23-12        | 5-0*       | 28-12*       |

### By Yardage Total

|                |      |     |      |
|----------------|------|-----|------|
| Less than 200: | 12-9 | 3-0 | 15-9 |
| 200-299:       | 29-7 | 4-0 | 33-7 |
| 300 or more:   | 10-1 | 2-0 | 12-1 |

### Other Records

|                       |      |     |      |
|-----------------------|------|-----|------|
| Temp. Below 35:       | 7-0  | 5-0 | 12-0 |
| Snow:                 | 2-0  | 3-0 | 5-0  |
| Post-Nov. 1           | 30-5 | 9-0 | 39-5 |
| Leading at Halftime:  | 37-2 | 7-0 | 44-2 |
| Leading after 3 Qtrs: | 42-1 | 6-0 | 48-1 |
| Overtime:             | 6-0  | 1-0 | 7-0  |
| Final margin <7 pts:  | 16-2 | 5-0 | 21-2 |
| Final margin <4 pts:  | 9-2  | 5-0 | 14-2 |
| Passer rating >100.0: | 25-0 | 3-0 | 28-0 |

\*-Includes three Super Bowls at neutral sites

## COMEBACK KID

Tom Brady has engineered 19 career game-winning performances to lead his team to a victory from a fourth-quarter deficit or tie. He has accomplished the feat twice in 2005: at Atlanta on Oct. 9 and at Pittsburgh on Sept. 25. The performances are the latest addition to a long list of late-game heroics for Brady, who has led three Super Bowl-winning drives and has also engineered late-game comebacks twice in the divisional playoffs.

## TOM BRADY'S GAME-WINNING PERFORMANCES

| Date                  | Opp. | Time Remaining |              | Passing Statistics^ |           |            |          |          |  |  | Final        |
|-----------------------|------|----------------|--------------|---------------------|-----------|------------|----------|----------|--|--|--------------|
|                       |      | Score          | in Reg.      | Att                 | Cmp       | Yds        | TD       | Int      |  |  |              |
| <b>10/9/05 at ATL</b> |      | <b>28-28</b>   | <b>3:52</b>  | <b>2</b>            | <b>2</b>  | <b>17</b>  | <b>0</b> | <b>0</b> |  |  | <b>31-28</b> |
| <b>9/25/05 at PIT</b> |      | <b>10-13</b>   | <b>14:19</b> | <b>12</b>           | <b>12</b> | <b>167</b> | <b>0</b> | <b>0</b> |  |  | <b>23-20</b> |
| 02/06/05 PHI**        |      | 14-14          | 15:00        | 4                   | 2         | 33         | 0        | 0        |  |  | 24-21        |
| 10/03/04 at BUF       |      | 17-17          | 15:00        | 4                   | 2         | 8          | 1        | 0        |  |  | 31-17        |
| 02/01/04 CAR**        |      | 29-29          | 1:08         | 5                   | 4         | 47         | 0        | 0        |  |  | 32-29        |
| 01/10/04 TEN*         |      | 14-14          | 15:00        | 11                  | 6         | 27         | 0        | 0        |  |  | 17-14        |
| 11/30/03 at IND       |      | 31-31          | 10:21        | 6                   | 3         | 31         | 1        | 0        |  |  | 38-34        |
| 11/23/03 at HST       |      | 13-20          | 3:11         | 14                  | 10        | 133        | 1        | 0        |  |  | 23-20 ot     |
| 11/03/03 at DEN       |      | 23-26          | 2:51         | 4                   | 5         | 58         | 1        | 0        |  |  | 30-26        |
| 10/19/03 at MIA       |      | 13-13          | 15:00        | 10                  | 7         | 147        | 1        | 0        |  |  | 19-13 ot     |
| 10/05/03 TEN          |      | 24-27          | 4:40         | 1                   | 1         | 15         | 0        | 0        |  |  | 38-30        |
| 12/29/02 MIA          |      | 13-24          | 4:59         | 13                  | 8         | 69         | 1        | 0        |  |  | 27-24 ot     |
| 11/10/02 at CHI       |      | 19-30          | 5:16         | 14                  | 9         | 116        | 2        | 0        |  |  | 33-30        |
| 09/22/02 KC           |      | 38-38          | 0:00         | 5                   | 4         | 46         | 0        | 0        |  |  | 41-38 ot     |
| 02/03/02 STL**        |      | 17-17          | 1:21         | 8                   | 5         | 53         | 0        | 0        |  |  | 20-17        |
| 01/19/02 OAK*         |      | 3-13           | 15:00        | 27                  | 20        | 138        | 0        | 0        |  |  | 16-13 ot     |
| 12/16/01 at BUF       |      | 6-9            | 5:57         | 13                  | 9         | 116        | 0        | 0        |  |  | 12-9 ot      |
| 12/02/01 at NYJ       |      | 14-16          | 15:00        | 7                   | 6         | 56         | 0        | 0        |  |  | 17-16        |
| 10/14/01 SD           |      | 16-26          | 8:48         | 18                  | 13        | 130        | 1        | 0        |  |  | 29-26 ot     |

^ -Statistics are from the time noted until the end of the game \* Divisional Playoffs \*\* Super Bowl

## CAREER WINNING PERCENTAGE

TOM BRADY is the winningest quarterback in the Super Bowl Era (since 1966) among signal callers who have made at least 40 starts. He is one of just five quarterbacks in the Super Bowl Era to own a career winning percentage above 70 percent. Brady joins Roger Staubach, Joe Montana and Donovan McNabb. A list placing Brady's accomplishments in a historical perspective is below.

## WINNINGEST QUARTERBACKS OF THE SUPER BOWL ERA

Minimum 40 Starts

| Player           | Team      | Years             | W         | L         | Pct.        |
|------------------|-----------|-------------------|-----------|-----------|-------------|
| <b>Tom Brady</b> | <b>NE</b> | <b>2000-Pres.</b> | <b>51</b> | <b>17</b> | <b>.750</b> |
| Roger Staubach   | DAL       | 1969-79           | 85        | 29        | .746        |
| Joe Montana      | SF/KC     | 1979-94           | 117       | 47        | .713        |
| Donovan McNabb   | PHI       | 1999-Pres.        | 59        | 25        | .702        |

## BIG TIME PERFORMANCES

In 2005, Tom Brady has had two of the best statistical games of his career in leading New England to victories at Atlanta (10/9) and at Pittsburgh (9/25). Against the Falcons, Brady compiled the second highest completion percentage of his career (81.5 percent on 22-27 passing). Against the Steelers, Brady's 372 yards were the second most of his career and his highest in a non-overtime game. Through five games in 2005, Brady ranks second in the NFL with 1,522 passing yards and is on pace to throw for 4,870 yards in 2005.

## TOM BRADY'S TOP PASSING PERFORMANCES

(By Yardage)

| Yards      | Date            | Opp.          | W/L      | Score        |
|------------|-----------------|---------------|----------|--------------|
| 410        | 09/22/02        | vs. KC        | W        | 41-38 ot     |
| <b>372</b> | <b>09/25/05</b> | <b>at PIT</b> | <b>W</b> | <b>23-20</b> |
| 368        | 11/23/03        | at HST        | W        | 23-20 ot     |
| 364        | 10/14/01        | vs. SD        | W        | 29-26 ot     |
| 354*       | 02/01/04        | vs. CAR       | W        | 32-29        |
| 353        | 09/29/02        | at SD         | L        | 14-21        |
| <b>350</b> | <b>10/09/05</b> | <b>at ATL</b> | <b>W</b> | <b>31-28</b> |
| 350        | 11/03/03        | at DEN        | W        | 30-26        |

\*-Super Bowl XXXVIII

(By Passer Rating)

| Rating       | Date            | Opp.          | W/L      | Score        |
|--------------|-----------------|---------------|----------|--------------|
| 148.3        | 10/21/01        | at IND        | W        | 38-17        |
| 147.6        | 11/03/02        | at BUF        | W        | 38-7         |
| 143.9        | 11/25/01        | vs. NO        | W        | 34-17        |
| <b>140.4</b> | <b>10/09/05</b> | <b>at ATL</b> | <b>W</b> | <b>31-28</b> |
| 130.5*       | 01/23/05        | at PIT        | W        | 41-27        |

\*-AFC Championship Game

(By Completion Percentage)

| Pct         | Cmp-Att      | Opp.          | Date            | W/L      | Score        |
|-------------|--------------|---------------|-----------------|----------|--------------|
| 84.6        | 22-26        | at BUF        | 11/03/02        | W        | 38-7         |
| <b>81.5</b> | <b>22-27</b> | <b>at ATL</b> | <b>10/09/05</b> | <b>W</b> | <b>31-28</b> |
| 80.0        | 16-20        | at IND        | 10/21/01        | W        | 38-17        |
| <b>75.6</b> | <b>31-41</b> | <b>at PIT</b> | <b>09/25/05</b> | <b>W</b> | <b>23-20</b> |
| 74.3        | 26-35        | at IND        | 11/30/03        | W        | 38-34        |

## SECOND FASTEST TO 50

By virtue of the Patriots' 23-20 victory over Pittsburgh on Sept. 25, Tom Brady recorded his 50th career regular-season victory in his 65th career start, reaching the half-century mark in the second fewest games since the 1970 AFL-NFL merger. Only Oakland's Ken Stabler (62 starts) reached the milestone in fewer games than Brady.

## FEWEST STARTS TO REACH 50 WINS (SINCE 1970)

| Player           | Team      | Starts    |
|------------------|-----------|-----------|
| Ken Stabler      | OAK       | 62        |
| <b>Tom Brady</b> | <b>NE</b> | <b>65</b> |
| Danny White      | DAL       | 69        |
| Jim McMahon      | CHI       | 70        |
| Donovan McNabb   | PHI       | 71        |
| Dan Marino       | MIA       | 74        |



THREE-TIME SUPER BOWL CHAMPIONS






# OFFENSE NEWS & NOTES

## PATRIOTS ALL-TIME LISTS

TROY BROWN is the second leading receiver in Patriots history with 491 career receptions. He passed Ben Coates on the Patriots' all-time receptions list on Oct. 9 at Atlanta. Brown ranks third in franchise history with 5,722 career receiving yards. He needs just three more receiving yards to pass Irving Fryar and move into second place on the Patriots' all-time receiving yardage list. This season, Brown has caught 16 passes for 208 yards, increasing his production from a year ago, when he totaled 17 receptions for 184 yards on the season.



### PATRIOTS ALL-TIME RECEIVING LEADERS (BY CATCHES)

| Rk | Player, Pos.               | No         | Yds          | Avg.        | Lg         | TD        |
|----|----------------------------|------------|--------------|-------------|------------|-----------|
| 1  | Stanley Morgan, WR.....    | 534        | 10,352       | 19.4        | 76t        | 67        |
| 2  | <b>Troy Brown, WR.....</b> | <b>491</b> | <b>5,724</b> | <b>11.7</b> | <b>82t</b> | <b>25</b> |
| 3  | Ben Coates, TE.....        | 490        | 5,471        | 11.2        | 84t        | 50        |
| 4  | Irving Fryar, WR.....      | 363        | 5,726        | 15.8        | 80t        | 38        |

### PATRIOTS ALL-TIME RECEIVING LEADERS (BY YARDS)

| Rk | Name                       | No         | Yds          | Avg         | Lg         | TD        |
|----|----------------------------|------------|--------------|-------------|------------|-----------|
| 1  | Stanley Morgan.....        | 534        | 10,352       | 19.4        | 76t        | 67        |
| 2  | Irving Fryar.....          | 363        | 5,726        | 15.8        | 80t        | 38        |
| 3  | <b>Troy Brown, WR.....</b> | <b>491</b> | <b>5,724</b> | <b>11.7</b> | <b>82t</b> | <b>25</b> |
| 4  | Ben Coates.....            | 490        | 5,471        | 11.2        | 84t        | 50        |
| 5  | Jim Colclough.....         | 283        | 5,001        | 17.7        | 78t        | 39        |

## MOVING ON UP

COREY DILLON became the 18th player in NFL history to rush for 10,000 yards when he tore off a 12-yard run at Atlanta on Oct. 9. In his first eight NFL seasons, Dillon averaged 1,212 yards per season, a mark that ranks sixth in NFL history. The five players with a better seasonal average than Dillon are all current or future Hall of Famers: Barry Sanders (1,527), Jim Brown (1,368), Curtis Martin (1,337), Walter Payton (1,287) and Emmitt Smith (1,224).



### NFL'S ALL-TIME LEADING RUSHERS (By Yards)

| Rk  | Player              | Years        | Gms        | Att.         | Yards         | TD        |
|-----|---------------------|--------------|------------|--------------|---------------|-----------|
| --- | Emmitt Smith        | 1990-2004    | 226        | 4,409        | 18,355        | 164       |
| 14  | O.J. Simpson        | 1969-1979    | 135        | 2,404        | 11,236        | 61        |
| 15  | Ricky Watters       | 1992-2001    | 144        | 2,622        | 10,643        | 78        |
| 16  | Eddie George        | 1996-2004    | 141        | 2,865        | 10,441        | 68        |
| 17  | Ottis Anderson      | 1979-1992    | 182        | 2,562        | 10,273        | 81        |
| 18  | <b>Corey Dillon</b> | <b>1997-</b> | <b>127</b> | <b>2,306</b> | <b>10,025</b> | <b>62</b> |
| 19  | Earl Campbell       | 1978-1985    | 115        | 2,187        | 9,407         | 74        |

## CATCHIN' KEVIN

KEVIN FAULK ranks second in receptions among Patriots running backs, passing Sam Cunningham with his first reception of the game against Pittsburgh on Sept. 25. Faulk, who was drafted by the Patriots in the second round out of LSU in 1999, has 217 career receptions and trails only Tony Collins' team-record 261 receptions from the running back position. Faulk's reception total ranks 10th among all Patriots receivers.

### RECEPTIONS BY PATRIOTS RUNNING BACKS

| Player                     | Years              | Rec.       |
|----------------------------|--------------------|------------|
| 1. Tony Collins.....       | 1981-87.....       | 261        |
| 2. <b>Kevin Faulk.....</b> | <b>1999-.....</b>  | <b>217</b> |
| 3. Sam Cunningham.....     | 1973-79,81-82..... | 210        |
| 4. Larry Garron.....       | 1960-68.....       | 185        |

## MULTIPLE MILESTONES

Against Atlanta on Oct. 9, the Patriots had a 100-yard rusher, a 100-yard receiver and a 300-yard passer in the same game for the first time in eight years. Prior to achieving the feat against the Falcons, the last time the Patriots did it was on Nov. 2, 1997, when Curtis Martin ran for 104 yards, Shawn Jefferson caught for 108 yards and Drew Bledsoe threw for 313 yards in the Patriots' 23-18 loss to the Minnesota Vikings at the Metrodome. Against the Falcons, the Patriots' milestone men were Corey Dillon (106 rushing yards), Daniel Graham (119 receiving yards), Deion Branch (107 receiving yards) and Tom Brady (350 passing yards).

## TOP CATCHERS

Starting wide receivers DEION BRANCH and DAVID GIVENS are both ranked among the top five receivers in the AFC. Branch's total of 37 catches is tied for fourth the entire NFL and ranks second in the AFC, just two catches behind Cincinnati's Chad Johnson. Additionally, both Givens and Branch are ranked in the AFC's top 10 in the receiving yardage category.

### AFC RECEIVING LEADERS (By Catches)

| Rk | Player              | Team      | Rec       | Yds        | Avg         | TD       |
|----|---------------------|-----------|-----------|------------|-------------|----------|
| 1  | Chad Johnson        | CIN       | 39        | 561        | 14.4        | 5        |
| 2  | <b>Deion Branch</b> | <b>NE</b> | <b>37</b> | <b>437</b> | <b>11.8</b> | <b>1</b> |
| 3  | Derrick Mason       | TEN       | 35        | 363        | 10.4        | 1        |
| 4  | Rod Smith           | DEN       | 34        | 432        | 12.7        | 2        |
| 5  | <b>David Givens</b> | <b>NE</b> | <b>31</b> | <b>355</b> | <b>11.5</b> | <b>1</b> |
| 6  | Marvin Harrison     | IND       | 30        | 323        | 10.8        | 4        |
| 7  | Erron Kinney        | TEN       | 29        | 256        | 8.8         | 0        |
| 8  | Reggie Wayne        | IND       | 28        | 348        | 12.4        | 2        |

## A HUNDRED FOR BRANCH

DEION BRANCH grabbed eight passes for 107 yards against Atlanta on Oct. 9, marking his first 100-yard receiving game of the year and the third time he has achieved the feat in his regular season career. The Super Bowl XXXIX Most Valuable Player has also reached the milestone three times in six career playoff games. Also against Atlanta, Branch recorded the second longest reception of his career and the longest non-scoring catch of his career when he grabbed a 51-yard pass on third-and-two in the first quarter.

## BIG BENJAMIN

Tight end BENJAMIN WATSON scored the first touchdown of his career on a 33-yard grab early in the third quarter against Atlanta on Oct. 9. The catch, which came in the sixth game of the former 2004 first-round pick's career, gave the Patriots a 21-13 lead in a game they eventually won, 31-28.

## CAREER HIGH FOR GRAHAM

Fourth-year tight end DANIEL GRAHAM set a career high for receiving yardage against the Falcons on Oct. 9, totaling 119 yards on five catches. Graham's previous career high was set on Oct. 26, 2003, when he caught 110 yards worth of passes (7 receptions) and was voted the AFC offensive player of the week for his efforts.

## TOUCHDOWN RUN FOR PASS

PATRICK PASS recorded the first rushing touchdown of his 6-year career on a 6-yard run in the first quarter against the Falcons on Oct. 9, to giving the Patriots a 7-0 lead. Pass grew up in Tucker, Ga. (a suburb of Atlanta) and attended Tucker High School and the University of Georgia. Pass' only other NFL touchdown came on a 23-yard reception from Tom Brady on Dec. 22, 2001 against the Miami Dolphins in the final regular-season game at Foxboro Stadium.



THREE-TIME SUPER BOWL CHAMPIONS





# SP. TEAMS/DEFENSE NEWS & NOTES

## SCORING MACHINE

Adam Vinatieri is the second leading scorer in Patriots history, totaling 1,100 points in his nine-plus seasons with the club. He is 30 points behind Gino Cappelletti, the franchise's all-time leading scorer. Vinatieri made the team as a rookie free agent in 1996 and has scored 100 points or more in each of his first nine seasons, joining Jason Elam of the Denver Broncos as the only two kickers in NFL history to accomplish the feat. Vinatieri has kicked the most field goals in Patriots history, having tallied 252 successful boots in a Patriots uniform.



### LEADING SCORERS IN PATRIOTS HISTORY

| # | SCORING               | TD       | PAT/PATA       | 2-Pt     | FG/FGA         | PTS          |
|---|-----------------------|----------|----------------|----------|----------------|--------------|
| 1 | Gino Cappelletti      | 42       | 346/358        | 2        | 176/334        | 1,130        |
| 2 | <b>Adam Vinatieri</b> | <b>0</b> | <b>342/349</b> | <b>1</b> | <b>252/308</b> | <b>1,100</b> |
| 3 | John Smith            | 0        | 308/323        | 0        | 128/191        | 692          |

## AUTOMATIC ADAM

Adam Vinatieri has nailed two game-winning field goals so far this season, bring his career total of game-winning boots to 20. Vinatieri is the only kicker in NFL history to kick a game-winning field goal in the final minute of the Super Bowl and has accomplished the feat twice, including his 48-yarder to win Super Bowl XXXVI and a 41-yarder to win Super Bowl XXXVIII. Out of the Patriots' six playoff wins in 2001 and 2003, four were decided on game-winning boots by Vinatieri. His game-winners are listed below:

### ADAM VINATIERI'S GAME-WINNING FIELD GOALS

| Date     | Opponent       | Yds | Time       | Final Score |
|----------|----------------|-----|------------|-------------|
| 10/09/05 | at Atlanta     | 29  | 0:17       | 31-28       |
| 09/25/05 | at Pittsburgh  | 43  | 0:01       | 23-20       |
| 02/01/04 | Carolina*      | 41  | 0:04       | 32-29       |
| 01/10/04 | Tennessee*     | 46  | 4:06       | 17-14       |
| 11/23/03 | at Houston     | 28  | 0:41 (OT)  | 23-20       |
| 12/29/02 | Miami          | 35  | 12:57 (OT) | 27-24       |
| 09/22/02 | Kansas City    | 35  | 10:20 (OT) | 41-38       |
| 02/03/02 | St. Louis*     | 48  | 0:00       | 20-17       |
| 01/19/02 | Oakland*       | 23  | 6:31 (OT)  | 16-13       |
| 12/16/01 | at Buffalo     | 23  | 9:15 (OT)  | 12-9        |
| 12/02/01 | at N.Y. Jets   | 28  | 6:29       | 17-16       |
| 10/14/01 | San Diego      | 44  | 10:55 (OT) | 29-26       |
| 12/17/00 | at Buffalo     | 24  | 0:19 (OT)  | 13-10       |
| 11/19/00 | Cincinnati     | 22  | 0:03       | 16-13       |
| 09/19/99 | Indianapolis   | 26  | 0:35       | 31-28       |
| 09/12/99 | at N.Y. Jets   | 23  | 0:03       | 30-28       |
| 12/20/98 | San Francisco  | 35  | 0:03       | 24-21       |
| 10/04/98 | at New Orleans | 27  | 0:03       | 30-27       |
| 09/14/97 | N.Y. Jets      | 34  | 6:57 (OT)  | 27-24       |
| 09/22/96 | Jacksonville   | 40  | 12:24 (OT) | 28-25       |

\*-Playoffs

## TAKING AIM

ADAM VINATIERI is the most accurate kicker in franchise history and ranks sixth among the most accurate kickers in NFL history. He has recorded an 81.8 percent conversion rate (252/308) over his nine-year career. He was 31-for-33 in 2004, setting a career high for accuracy with a 93.9 percent success rate. He has connected on 98 of his last 115 regular-season kicks, good for an 85.2 percent clip. He is 8-for-11 in 2005.

### NFL ALL-TIME MOST ACCURATE KICKERS

(Minimum 100 FGM)

|    | TEAM                  | PCT.            | FGM/FGA             |
|----|-----------------------|-----------------|---------------------|
| 1. | Mike Vanderjagt       | Colts           | 87.0 201/231        |
| 2. | Phil Dawson           | Browns          | 83.1 118/142        |
| 3. | Matt Stover           | Ravens          | 82.5 359/435        |
| 4. | Olindo Mare           | Dolphins        | 82.1 202/246        |
| 5. | David Akers           | Eagles          | 82.0 141/172        |
| 6. | Ryan Longwell         | Packers         | 81.9 212/259        |
| 7. | <b>Adam Vinatieri</b> | <b>Patriots</b> | <b>81.8 252/308</b> |
| 8. | Jeff Wilkins          | Rams            | 81.5 234/287        |
| 9. | Jason Hanson          | Lions           | 81.0 315/389        |

## WILLIE MAC ATTACK

WILLIE MCGINEST ranks third on the Patriots' all-time sacks list with 74.5 career sacks and needs five more sacks to move into second place on the Patriots' all-time list. He overtook Tony McGee for third place on the team's sacks list on Sept. 25, 2005 when he recorded two sacks against the Steelers in Pittsburgh. McGinest has started 30 consecutive games for the Patriots at outside linebacker, remaining a constant veteran presence in a defense that has been forced to adjust to numerous changes.



### PATRIOTS ALL-TIME SACK LEADERS

|  |                                     |
|--|-------------------------------------|
| 1. Andre Tippett, 1982-93.100.0        | 4. Tony McGee, 1974-81 ..... 72.5   |
| 2. Julius Adams, 1971-87 ....79.5      | 5. Ray Hamilton, 1973-81 ..... 54.0 |
| 3. <b>Willie McGinest</b> , 1994-.74.5 | 6. Chris Slade, 1993-00 ..... 51.0  |

## BIG-TIME BACKERS

Patriots linebackers take up four of the top nine spots on the NFL's career sacks list among active linebackers. Chad Brown, a free agent signing by the Patriots prior to the 2005 season, leads all active linebackers with 78.0 career sacks. He is trailed closely by teammate Willie McGinest, whose 74.5 career sacks have all come as a Patriot. Additionally, Rosevelt Colvin (34.5 sacks) and Mike Vrabel (31.0 sacks) rank seventh and ninth, respectively, among all active linebackers.

### ACTIVE LINEBACKERS SACKS LIST

| Rk | Player                 | Team(s)           | First Season | Sacks       |
|----|------------------------|-------------------|--------------|-------------|
| 1  | <b>Chad Brown</b>      | <b>PIT/SEA/NE</b> | <b>1993</b>  | <b>78.0</b> |
| 2  | <b>Willie McGinest</b> | <b>NE</b>         | <b>1994</b>  | <b>74.5</b> |
| 3  | Peter Boulware         | BAL               | 1997         | 68.5        |
| 4  | Junior Seau            | SD/MIA            | 1990         | 52.0        |
| 5  | Joey Porter            | PIT               | 1999         | 46.5        |
| 6  | Kenard Lang            | CLV               | 1997         | 42.0        |
| 7  | <b>Rosevelt Colvin</b> | <b>CHI/NE</b>     | <b>1999</b>  | <b>34.5</b> |
| 8  | Brian Urlacher         | CHI               | 2000         | 32.5        |
| 9  | <b>Mike Vrabel</b>     | <b>PIT/NE</b>     | <b>1997</b>  | <b>31.0</b> |
| 10 | Andre Carter           | SF                | 2001         | 29.0        |

## ABLE VRABEL

In proving to be one of the NFL's most versatile players, linebacker MIKE VRABEL has made important contributions for the Patriots on offense and defense. He scored his sixth career touchdown – but his first on defense – on a 24-yard interception return against Carolina in Week Two. As a situational tight end in short-yardage situations, he caught two touchdown passes in the 2004 regular season and another in Super Bowl XXXIX. Including his 1-yard touchdown catch in Super Bowl XXXVIII, Vrabel has scored on all five of his NFL receptions, two of which came in Super Bowls.



## RICHARD SEYMOUR: "BIG SEY"

Defensive lineman RICHARD SEYMOUR was named to his third consecutive Pro Bowl in 2004 and was voted a defensive captain by his teammates. He leads the Patriots with 36 tackles this season and recorded his first career multiple-sack game against Pittsburgh on Sept. 25. Last season, his 67 tackles and 5.0 sacks were tops among Patriots defensive linemen. He has recorded 229 tackles since 2002, leading all Patriots defensive linemen over that span.



THREE-TIME SUPER BOWL CHAMPIONS





# WEEK 6: BRONCOS 28, PATRIOTS 20

## BRONCOS 28, PATRIOTS 20

October 16, 2005 ★ Invesco Field at Mile High (Att: 76,571)

|                      | 1 | 2  | 3 | 4  | Final |
|----------------------|---|----|---|----|-------|
| New England Patriots | 3 | 0  | 3 | 14 | — 20  |
| Denver Broncos       | 0 | 21 | 7 | 0  | — 28  |

The Patriots fell to 3-3 on the season, dropping a 28-20 decision to the Broncos in Denver. New England scored 17 unanswered points in the second half, but the comeback bid was not enough to rebound from a 28-3 third-quarter deficit.

New England got on the board first with a 39-yard field goal from Adam Vinatieri, making the score 3-0. But the Broncos then proceeded to roll off 28 consecutive points over exactly 17 minutes of clock time. Denver's first score came with 12:36 remaining in the second quarter, and by the time the clock read 10:36 left in the third quarter, the Broncos had built a 28-3 lead.

True to its character, New England did not see the 25-point deficit as an insurmountable one, and began a spirited comeback bid that fell just short. Vinatieri got the Patriots back on the scoreboard with a 38-yard field goal with 5:53 left in the third quarter to make the score 28-6. After New England's defense forced a three-and-out from the Broncos to keep the momentum on the Patriots' side, Tom Brady engineered a 9-play, 73-yard drive that ended in an 8-yard touchdown run by Patrick Pass on the first play of the fourth quarter, making the score 28-13. The Patriots defense forced another Denver punt and the offense proceeded to continue the comeback with a 7-play, 71-yard drive that ended in a 8-yard scoring pass from Brady to Givens that made it a one-score game, 28-20. The Patriots defense forced yet another punt, giving New England possession at its own 8-yard line with 5:02 left in the game, but an intentional grounding penalty slowed the Patriots momentum and forced a punt. Denver was able to run out the clock on the ensuing possession, thwarting the Patriots comeback bid.

## PASS-ING THE TEST

Patrick Pass had the most productive game of his career, gaining a total of 153 yards from scrimmage, nearly three times his previous career high in that category. His previous single-game career high had been 57 yards from scrimmage, a mark achieved last season against St. Louis (11/07/04). Against Denver, Pass set career highs with 89 receiving yards (which led all Patriots receivers) and 64 rushing yards (which led all Patriots rushers), besting his old career-highs of 55 receiving yards (San Diego, 10/02/05) and 39 rushing yards (Cincinnati, 11/19/00). He also set a career-long with a 39-yard reception, scored his second touchdown in as many weeks, and recorded the second longest run of his career (17 yards) on third down in the fourth quarter, setting up a Tom Brady-to-David Givens touchdown on the next play that cut the deficit to 28-20.

## DOWN PAT

Patrick Pass scored his second rushing touchdown in as many weeks, seeing the end zone from eight yards out on the first play of the fourth quarter. Against the Atlanta Falcons on Oct. 9, Pass scored his first career rushing touchdown on a 6-yard run in the first quarter. The score against Denver marked Pass' second career rushing touchdown and his third overall career touchdown. He also scored on a 23-yard reception against Miami at Foxboro Stadium on Dec. 23, 2001.

## THIRD-DOWN DOMINANCE

The Patriots allowed the Broncos to convert just 3-of-11 third downs (27.3 percent). It was New England's second best third-down performance of the season, trailing only a 3-for-13 performance (23.1 percent) at Pittsburgh on Sept. 25.

## COMEBACK BID

The Patriots scored 17 unanswered points in the second half to cut a 28-3 deficit to 28-20, but could not finish off their comeback bid. New England was attempting a 25-point comeback, which would have been the biggest comeback of the Bill Belichick era in Foxboro. The team's largest comeback under Belichick's direction came on Nov. 10, 2002, when New England defeated the Chicago Bears, 33-30, after trailing by 21 points midway through the third quarter. In that game, the Patriots trailed 27-6 with 6:42 remaining in the third quarter and scored 27 of the game's final 30 points to defeat the Bears.

## GIVENS SCORES

David Givens scored his first touchdown of the season on an 8-yard grab from Tom Brady to cut the deficit to 28-20 with 8:08 left in the game. The touchdown was the 11th scoring reception of Givens' four-year career and the 108th scoring pass of Brady's six-year career. Givens became the sixth Patriots player to catch a touchdown pass in 2005, as Brady has distributed his eight touchdown tosses to six different teammates.

## FIELD POSITION BATTLE

The Patriots special teams coverage units produced some solid results, as Denver's average drive start was at its own 17-yard line. Three of the Broncos' first four possessions began inside of their own 10-yard line courtesy of long punts by Josh Miller, and two of Denver's first three possessions began inside its own 5-yard line. Miller boomed a season-long 58-yarder at the end of the first quarter and his seven punts averaged 51.6 net yards and 47.6 gross yards. New England allowed the Broncos only eight punt return yards all game.

## SACK ATTACK

Willie McGinest and Dan Klecko combined to sack Jake Plummer for an 8-yard loss on third-and-eight in the second quarter. The sack forced a Broncos punt on the next play, after Denver's previous two possessions ended in touchdowns. McGinest ranks third on the Patriots' all-time sacks list with 74.5 career sacks, five sacks behind Julius Adams' 79.5 career sacks. Andre Tippett holds the Patriots record with 100.0 career sacks. For Klecko, today's shared sack gives him 2.0 career sacks.

## NEON DEION

Deion Branch had seven receptions, tying him with David Givens for the team lead. The Denver game marked the fourth time in six games this season that Branch has had seven or more receptions. Following the Denver game, Branch has 37 receptions on the year, putting him on pace for nearly 98.7 receptions on the season. Branch's career high for receptions in a season is 57, set in 2003.

## BIG HIT

Asante Samuel leveled Broncos tight end Jeb Putzier with a big hit to break up a pass on second-and-15 late in the first quarter.

## ADAM VINATIERI QUICK HITS

- Vinatieri has been successful on 21 consecutive fourth-quarter field goal attempts, dating back to Dec. 8, 2002, when he missed a 43-yarder against the Buffalo Bills at Gillette Stadium.
- Since the beginning of the 2001 season, Vinatieri is 21-for-22 (95.5 percent) in the fourth quarter when the Patriots are either leading or behind by a touchdown or less.
- Vinatieri has hit 25 of his last 26 field goals (96.2 percent) in the second half, dating back to the 2003 regular-season finale.



THREE-TIME SUPER BOWL CHAMPIONS





# WEEK 5: PATRIOTS 31, FALCONS 28

## PATRIOTS 31, FALCONS 28

October 9, 2005 ★ Georgia Dome (Att: 71,079)

|                             | 1  | 2  | 3  | 4  | Final |
|-----------------------------|----|----|----|----|-------|
| <b>New England Patriots</b> | 14 | 0  | 14 | 3  | — 31  |
| <b>Atlanta Falcons</b>      | 0  | 13 | 0  | 15 | — 28  |

The Patriots improved to 3-2 on the season with a final-minute victory over the Falcons in Atlanta. In a game in which the Patriots controlled the first and third quarters and the Falcons had the better of the second and fourth quarters, New England had the final say, as a 29-yard field goal by Adam Vinatieri with 17 seconds left gave the Patriots a memorable win over a team that advanced to last season's NFC title game.

The Patriots offense had one of its most productive games in recent memory, totaling 483 net yards of offense, the most since compiling a 496-yard performance against Kansas City on Sept. 22, 2002. New England scored 31 points against a Falcons defense that had allowed an average of just 14.3 points per game in its first four contests. Additionally, the Patriots allowed just one sack against a Falcons defense that entered the game with an NFL-leading 17 sacks through the first four games.

New England controlled the first quarter, taking a 14-0 lead on a 6-yard touchdown run by Patrick Pass and a 45-yard touchdown reception by Daniel Graham. Tom Brady was a 5-for-5 in the quarter for 120 yards and a touchdown, recording a perfect 158.3 passer rating.

The second quarter saw the Falcons claw their way back into the game, scoring on a 2-yard pass from Matt Schaub to fullback Justin Griffith to cut the New England lead to 14-7. Atlanta then converted a pair of field goals in the final 1:30 of the first half to head to the locker room with the score 14-13 in favor of the Patriots.

New England began the second half with a purpose, scoring a quick touchdown on a 2-play drive that consisted of a 45-yard catch by Graham followed by a 33-yard touchdown toss to tight end Benjamin Watson that gave the Patriots a 21-13 advantage. New England once again used the big play to its advantage later on in the quarter, as Bethel Johnson hauled in a 55-yard touchdown on a high arcing throw from Brady to put New England in command, 28-13.

Just as they had in the second quarter, Atlanta used the fourth quarter to throw a counterpunch to the Patriots' attack. The Falcons cut the lead to 28-20 on a 25-yard hookup between Schaub and tight end Alge Crumpler early in the final period. The teams traded possessions before the Falcons tied the game at 28 with a 14-yard toss from Schaub to Dez White and a 2-point conversion from Schaub to Brian Finneran. That play set the stage for the dramatic finish, as New England got the ball at its own 36-yard line and used 3:35 to drive down to the Atlanta 11-yard line, putting Vinatieri in position to win the game with a final-minute boot for the second time in three weeks.

## HUNDRED YARD DAY FOR DILLON

Corey Dillon ran 23 times for 106 yards, breaking the 100-yard mark for the first time this season and for the 38th time in his 9-year career. Dillon has now run for a triple-digit yardage total in 10 regular season games since joining the Patriots in 2004.

## THREE HUNDRED FOR BRADY

Tom Brady threw for 350 yards (22-27, 3 TD), breaking the 300-yard mark for the third time this season and for the 11th time in his regular season career. Brady has also accomplished the feat twice in the playoffs. This season, New England's signal caller also topped 300 yards in the season opener against Oakland (306 yards) and recorded the second highest yardage total of his career at Pittsburgh in Week Three (372 yards).

## PROFICIENT PASSING

Tom Brady compiled a passer rating of 140.4, completing 22 of 27 passes (81.5 percent) for 350 yards and three touchdowns. His 81.5 percent completion rate was the second highest of his career, while his passer rating of 140.4 was the fourth highest of his career. Brady once again came through in the clutch, leading a game-winning drive and improving to 21-2 in his career in games decided by three points or fewer. Brady also improved to 9-0 in his career in games played indoors. Against the Falcons, Brady was perfect in the first quarter, completing all five of his passes for 120 yards and a touchdown, adding up to a perfect 158.3 passer rating. Brady completed his first seven passes of the game and at halftime had completed eight of his 10 passes for 142 yards and a touchdown for a 152.1 passer rating.

## DILLON BREAKS 10,000-YARD MARK

With his 12-yard run in the third quarter, Corey Dillon became the 18th running back in NFL history to record 10,000 or more career rushing yards. He recorded 106 yards on the day, ending the afternoon with a total of 10,025 career rushing yards, ranking 18th in the NFL record books. The ninth-year veteran averaged 1,212 yards per season in his first eight years, a mark that ranks sixth in NFL history.

## THE LONGEST KICK

Michael Koenen's 58-yard field goal just before halftime was the longest field goal by a Patriots opponent in team history. Prior to that kick, the longest boot the Patriots had allowed was a 57-yarder by Philadelphia's David Akers on Sept. 14, 2003.

## HEROES AGAIN

For the second time in three weeks, Tom Brady led a game-winning drive and Adam Vinatieri kicked a game winning field goal to give the Patriots a victory. After Atlanta tied the game at 28 with less than four minutes to go, New England marched down the field on an 8-play, 53-yard drive to set up a 29-yard game-winning field goal with just 17 seconds left. The boot was the 19th game-winning kick of Vinatieri's 10-year career and it capped off Brady's 18th career game-winning performance to break a tie or take the lead in the fourth quarter. The combined heroics against Atlanta marked the 11th time that a Brady-led drive produced a game-winning kick by Vinatieri.

## NICE PLAY BY NEAL

Patriots guard Stephen Neal threw a big block to spring tight end Daniel Graham for his 45-yard catch-and-run touchdown in the first quarter. As Graham caught the ball from Tom Brady in the flat, Neal's hit on Falcons linebacker Demorrio Williams paved the way for Graham to elude a sure tackle and race down the sideline to the end zone. Following the block, Neal ducked to allow Graham to hurdle him and find a clear path to the score.

## BIG TIME BETHEL

Bethel Johnson recorded his first touchdown of the season and the fourth receiving touchdown of his career on a 55-yard scoring grab in the third quarter to give the Patriots a 28-13 lead. The 55-yard grab was the longest of Johnson's career, besting his previous career long of 48 yards against Seattle on Oct. 17, 2004. The score was Johnson's sixth career touchdown, including two career kickoff returns for touchdowns.

## PATRIOTS IN DOMES

The Patriots won their ninth consecutive indoor game in defeating the Falcons, 31-28. The game in Atlanta is the only scheduled indoor game for the Patriots this season. New England has not lost a dome game since Thanksgiving Day, 2000 when the Detroit Lions rolled to a 34-9 win at the Pontiac Silverdome.



THREE-TIME SUPER BOWL CHAMPIONS





# WEEK 4: CHARGERS 41, PATRIOTS 17

## CHARGERS 41, PATRIOTS 17

October 2, 2005 ★ Gillette Stadium (Att: 68,756)

|                             | 1 | 2  | 3  | 4  | Final |
|-----------------------------|---|----|----|----|-------|
| <b>San Diego Chargers</b>   | 3 | 14 | 14 | 10 | — 41  |
| <b>New England Patriots</b> | 7 | 10 | 0  | 0  | — 17  |

The Patriots suffered their second loss of the season, dropping to 2-2 as the San Diego Chargers ended New England's 21-game home winning streak. The teams were tied at 17 midway through the third quarter, but San Diego made a late-game surge that netted 24 unanswered points to take the victory. New England allowed the Chargers to accumulate 431 total net yards, the most by a Patriots opponent since Cincinnati totaled 478 net yards on Dec. 12, 2004.

### HOME LOSS

With the Patriots' 41-17 loss at Gillette Stadium, New England's 21-game home winning streak, and the NFL's longest current home winning streak, came to an end. Before the loss to San Diego, the last time the Patriots fell at home was on Dec. 22, 2002 in a 30-17 loss to the New York Jets. Despite the defeat, the Patriots have recorded a 25-4 (.862) all-time record at Gillette Stadium, including regular-season and postseason contests. In an interesting similarity, the Patriots' overall winning streak set during the 2003 and 2004 seasons also reached 21 games before it was snapped at Pittsburgh on Oct. 31, 2004.

### POINTS ALLOWED

The 41 points scored by the Chargers were the most points allowed by a Patriots defense in nearly seven full years, dating back to Nov. 8, 1998, when New England was handed a 41-10 defeat by the Atlanta Falcons. Since that time, however, the Patriots have scored at least 41 points against opponents five times, including a 42-15 win over Cleveland and a 41-27 victory over Pittsburgh in last season's AFC Championship Game.

### PASS CATCHER

Patrick Pass led all receivers in the game with eight receptions, setting a new career high. Pass' previous career high was five catches, set against the New York Jets on Dec. 26, 2004 and against the San Francisco 49ers on Jan. 2, 2005. Pass' eight catches against San Diego were for 55 yards, also setting a career best.

### HUNDRED-YARD RUSHER

San Diego's LaDainian Tomlinson ran for 134 yards, marking just the second time in the last 16 regular-season and playoff games that the Patriots have allowed an opponent to top the century mark on the ground. The last player to do it was San Francisco's Kevan Barlow, who racked up 103 yards in the 2004 season finale on Jan. 2, 2005. Tomlinson's 134 yards were the most by a Patriot opponent since Indianapolis' Edgerrin James totaled 144 yards on 30 carries in the 2004 season opener on Sept. 9, 2004.

### COREY SCORES

Corey Dillon scored his team-leading fifth touchdown of the season on a 1-yard run in the first quarter to give the Patriots a 7-3 lead. The touchdown was the 62nd of Dillon's career and his 17th since joining the Patriots prior to the 2004 season. Dillon's 17 touchdown runs in a Patriots uniform ties him with John Stephens for ninth on the team's all-time list. Dillon and Stephens are one score behind Mosi Tatupu, who ranks eighth on the all-time rushing touchdown list with 18 career rushing scores.

## THE DWIGHT STUFF

Tim Dwight scored his second touchdown of the season on a 30-yard scoring reception in the second quarter, giving the Patriots a 14-10 lead. Dwight, who joined the Patriots as a free agent prior to the 2005 season after spending four years in San Diego, scored his second touchdown in as many games in Foxborough, having also scored in the season opener against the Oakland Raiders on Sept. 8. Dwight has now grabbed 16 career touchdown passes, and his two receiving scores so far this year are his most since 2002, when he also had two touchdown catches.

## KNOTTED AT THE HALF

The Patriots and Chargers were tied at halftime (17-17). The last time the Patriots lost a game in which they were tied at halftime was also against San Diego, on Sept. 29, 2002. In that game, the teams were tied at 14 at the half, but the Chargers went on to win, 21-14. Since that game (the last meeting between the teams), the Patriots had won six consecutive games in which they were tied at halftime.

## HUNDRED YARD RECEIVER LOSS

San Diego's Antonio Gates caught 108 yards worth of passes on six receptions. The last time New England lost a game in which an opponent had a 100-yard receiver was on Oct. 27, 2002. In that game, Denver's Ed McCaffery had 116 yards on eight catches and Denver won, 24-16. Since that game, the Patriots had won 11 consecutive games when an opponent caught 100 yards worth of passes, including two this season.

## RARE MISS

Adam Vinatieri missed a 37-yard field goal wide right to end the Patriots' first possession of the game. The miss ended Vinatieri's streak of 34 consecutive regular-season field goals of 46 yards or fewer. Prior to the Chargers game, the last time the two-time Pro Bowler missed a field goal from closer than 46 yards was in the 2003 season finale, missing a 24-yarder in against Buffalo on Dec. 27, 2003.

## BIG TIME BETHEL

Bethel Johnson recorded a 54-yard kickoff return to the San Diego 47-yard line in the second quarter, setting up a 30-yard touchdown pass from Tom Brady to Tim Dwight two plays later. The kickoff return was the seventh return of 50 or more yards in Johnson's 3-year career. The 54-yard return was the longest for the Patriots since Johnson's 93-yard kickoff return for a touchdown at Cleveland on Dec. 4, 2004.

## SILVER UNIFORMS

The Patriots wore their silver jerseys for the first and only time in the 2005 season. New England donned its silver duds for the fourth time since the alternate uniform made its debut in the 2003 season, and suffered its first loss in silver. Silver had served the Patriots well in the past, as New England had won all three previous games in which it wore silver, including two shutouts. The jerseys made their debut on Nov. 16, 2003 in the Patriots' 12-0 victory over Dallas at Gillette Stadium. They returned the following month in New England's snowy 12-0 AFC East-clinching victory over Miami in Foxborough on Dec. 7, 2003. Last season, the jerseys made their one and only appearance in the Patriots' 35-28 victory over Cincinnati on Dec. 12, 2004 in Foxborough, a win that also clinched the AFC East crown.



THREE-TIME SUPER BOWL CHAMPIONS





# WEEK 3: PATRIOTS 23, STEELERS 20

## PATRIOTS 23, STEELERS 20

September 25, 2005 ★ Heinz Field (Att: 64,868)

|                             | 1  | 2 | 3 | 4  | Final |
|-----------------------------|----|---|---|----|-------|
| <b>New England Patriots</b> | 7  | 0 | 3 | 13 | — 23  |
| <b>Pittsburgh Steelers</b>  | 10 | 0 | 3 | 7  | — 20  |

The Patriots improved to 2-1 on the season with a dramatic victory over the Pittsburgh Steelers at Heinz Field in a rematch of the 2004 AFC Championship Game. A game-winning 43-yard field goal by Adam Vinatieri with one second left provided the difference in the game after Pittsburgh had tied the score at 20 with just 1:21 remaining in the contest. The Patriots had trailed 13-7 late in the third quarter, but rallied to take a 20-13 lead with 3:19 left.

New England's scoring came courtesy of two touchdown runs by Corey Dillon and three field goals from Vinatieri, including the game-winner. Other offensive stars for the Patriots included Tom Brady, who threw for 372 yards and completed 75.6 percent of his passes (31-of-41), and David Givens, who set career highs in both receptions (9) and receiving yards (130).

On defense, the Patriots held Pittsburgh's Ben Roethlisberger to just a 42.9 percent completion rate (12-for-28) after he entered the contest having completed 71.9 percent of his throws (23-of-32). New England also held the Steelers to just 23 percent on third down conversions (3-for-13). The Patriots outgained Pittsburgh in total net yards, 425-269, and also sacked Roethlisberger four times, two by Richard Seymour.

The game began with some quick scoring, as the Patriots took a 7-0 lead on a 4-yard touchdown run by Dillon on their first drive. But Pittsburgh tied the game with an 85-yard scoring pass from Roethlisberger to Hines Ward on the very next play from scrimmage. The Steelers added a field goal later in the first quarter to cap the first-half scoring and take a 13-10 lead into halftime before the Patriots produced their late-game heroics.

### BRADY PILES UP YARDS

Tom Brady improved to 20-2 in games decided by three points or fewer, as he totaled 372 yards on 31-of-41 passing. The 372 yards marked the second-highest yardage total of his career and his highest yardage in a non-overtime game. Brady's 75.6 percent completion rate was the third highest of his career. The Patriots signal caller exceeded the 300-yard mark for the second time in three games this season, having also accomplished the feat against Oakland in the season opener (306 yards). The effort against Pittsburgh marked the 10th time in his regular-season career that Brady exceeded 300 yards. He has also accomplished the feat twice in the playoffs.

### THE DWIGHT STUFF

Tim Dwight's 28-yard punt return in the final minute of the third quarter set up a 48-yard field goal by Adam Vinatieri that pulled the Patriots to within three points, 13-10. It was the longest punt return by a Patriot since the 2002 season, when Deion Branch rattled off a 40-yard return against the Denver Broncos on Oct. 27, 2002. The return was Dwight's second of 20-plus yards this season. He had a 27-yard return in the season opener against Oakland on Sept. 8.

### CATCHIN' KEVIN

Kevin Faulk's first reception of the game, an 8-yard grab near the end of the first quarter, was the 211th reception of his career, moving him into second place all-time among Patriots running backs. Faulk, who was drafted by the Patriots in the second round out of LSU in 1999, trails only Tony Collins' team-record 261 receptions from the running back position. With his first catch against the Steelers, Faulk passed Sam Cunningham, whose 210 receptions now rank third all-time among Patriots running backs. Faulk also moved into 10th place among all Patriots receivers.

## COMEBACK KID

Tom Brady engineered his 17th career game-winning performance, going 12-for-12 passing for 167 yards over the final 14:19 to rally the Patriots from a 13-10 deficit and claim a 23-20 victory on Adam Vinatieri's 43-yard field goal with one second left. With Pittsburgh in the lead in the fourth quarter, Brady completed all five of his passes for 76 yards, leading a 7-play, 86-yard drive that ended in a 7-yard touchdown run by Corey Dillon that made the score 17-13. After a Steelers punt, Brady completed four more passes for 54 yards as part of a 7-play, 59-yard drive that ended in a 35-yard field goal and a 20-13 lead. Pittsburgh tied the game at 20 on the ensuing possession, but Brady went to work again, completing all three of his passes for 37 more yards, leading the Patriots into range for Vinatieri to convert the game winner.

## AUTOMATIC ADAM

Adam Vinatieri nailed his 18th career game-winning field goal, a 43-yard boot with one second left in the game to give the Patriots a 23-20 victory over the Steelers. It was his first game-winning kick since hitting a 41-yarder to win Super Bowl XXXVIII on Feb. 1, 2004.

## BIG MAC ATTACK

Willie McGinest dropped Ben Roethlisberger for a 9-yard sack in the fourth quarter, moving into third place on the Patriots' all-time sacks list with his 73rd career sack. The sack moved McGinest past Tony McGee, who recorded 72.5 sacks for New England from 1974-81. McGinest, the fourth overall selection in the 1994 NFL Draft, now trails only Andre Tippett (100.0 career sacks) and Julius Adams (79.5 sacks) in the Patriots record books.

## GIVENS SETS CAREER HIGHS

David Givens caught nine passes for 130 yards, setting career highs in both receptions and receiving yards. The bulk of his work came in the second half, as he caught seven passes for 111 yards in the half, including five catches for 82 yards in the fourth quarter. His previous single-game career highs were eight catches (10/31/04 at Pittsburgh) and 120 yards (09/19/04 at Arizona). Givens has now exceeded 100 receiving yards five times in his 4-year career. He is the first Patriot to gain 100 receiving yards in 2005.

## COREY SCORES

Corey Dillon scored two rushing touchdowns, marking his second multiple-score game of the season and the 13th time in his career he has recorded two or more rushing touchdowns. Dillon's 4-yard touchdown run on New England's first offensive possession gave the Patriots a 7-0 lead, and his 7-yard scoring run in the fourth quarter gave New England a 17-13 advantage. The touchdowns give Dillon a team-high four on the season, 16 as a Patriot and 61 for his career. Dillon now ranks 10th on the Patriots' all-time list, moving past Carl Garrett and Babe Parilli (15 each).

## TWO SACKS BY "BIG SEY"

Richard Seymour had two sacks of Ben Roethlisberger, recording his first two sacks of the season and giving him 23.5 sacks for his career. Seymour's first sack of the day, in the second quarter, was for a 9-yard loss. His second sack was for an 8-yard loss and backed the Steelers up to their own 2-yard line.



THREE-TIME SUPER BOWL CHAMPIONS





# WEEK 2: PANTHERS 27, PATRIOTS 17

## PANTHERS 27, PATRIOTS 17

September 18, 2005 ★ Bank of America Stadium (Att: 73,528)

|                             | 1 | 2  | 3  | 4 | Final |
|-----------------------------|---|----|----|---|-------|
| <b>New England Patriots</b> | 7 | 0  | 10 | 0 | — 17  |
| <b>Carolina Panthers</b>    | 7 | 10 | 3  | 7 | — 27  |

The Patriots dropped their first game of the 2005 campaign, falling to the Panthers in Charlotte, 27-17. New England lost for just the third time in 36 games and fell to an NFC team for the first time since losing to Washington on Sept. 28, 2003.

The New England defense played solidly against the Panthers' passing attack, holding Carolina signal caller Jake Delhomme to just a 42.3 percent completion rate (11-26) and 154 yards with an interception. But Panthers running back Stephen Davis scored three touchdowns and Carolina forced two costly Patriots turnovers to provide the difference in the game.

The Patriots got on the board first, taking a 7-0 lead on a 1-yard touchdown pass from Tom Brady to Daniel Graham. The play was set up by a 71-yard catch-and-run play by Troy Brown, the longest Patriots reception in nearly two seasons. The New England lead was short-lived, however, as the Panthers offense came out firing on the ensuing drive. Delhomme completed back-to-back passes of 23 and 41 yards to set up the first of Davis' three 1-yard touchdown runs, tying the score at seven with 1:20 left in the first quarter.

In the second stanza, the Patriots appeared poised to counterpunch as Brady led a drive that reached the Panthers' 23-yard line. But following a 10-yard holding penalty, Brady was picked off by Panthers linebacker Will Witherspoon to end the scoring threat. Carolina took advantage, seizing the lead on the ensuing possession as a 51-yard field goal by John Kasay put the Panthers ahead, 10-7. With the momentum now on Carolina's side, the Panthers stopped the Patriots' next offensive possession, setting up a Patriots punt that was returned by Chris Gamble for a 76-yard gain that gave Carolina possession on the New England 13-yard line. Four plays later, Davis' second 1-yard scoring scamper gave the Panthers a 17-7 lead that they took into halftime.

Carolina got the ball to begin the second half and used another long Kasay field goal (52 yards) to take a 20-7 lead. The Patriots then set into motion a sequence of events that got them back into the game, as a 45-yard field goal by Adam Vinatieri made the score 20-10, and a 24-yard interception return for a touchdown by Mike Vrabel cut the gap to 20-17 with 6:08 left in the third quarter. New England stopped the Panthers' next offensive bid to get the ball back with a chance to tie or take the lead, but the Panthers' Mike Rucker sacked Brady and caused a fumble that was recovered by Julius Peppers at the Patriots' 12-yard line. Five plays later, Davis plunged into the end zone for a third time to make the score 27-17 with 14 seconds elapsed in the final quarter.

Neither team could move the ball into its opponent's territory for much of the final quarter until the Patriots broke onto Carolina's side of the field with around three minutes to play, trailing by 10 points. New England made it as far as the Carolina 32-yard line, but a fumble by Benjamin Watson with 2:17 left in the game was recovered by the Panthers' Dan Morgan. Carolina was able to keep the ball and run out the clock to score the victory.

## 100 TOUCHDOWNS FOR BRADY

Tom Brady threw the 100th touchdown pass of his regular-season career in the first quarter when he hooked up with Daniel Graham on a 1-yard scoring toss. Brady is the fourth quarterback in Patriots history to achieve the feat, joining Steve Grogan (182), Drew Bledsoe (166) and Vito "Babe" Parilli (132). Brady achieved the milestone in his 64th career regular-season start.

## ABLE VRABEL

Mike Vrabel returned an interception 24 yards for a touchdown in the third quarter, recording the first defensive touchdown of his career. On offense, Vrabel has scored five career receiving touchdowns (3 in the regular season, 2 in the playoffs) on five career receptions while lining up as a tight end in goal-line situations. The play marked the first time the Patriots have recorded an interception return for a touchdown since Asante Samuel recorded a 34-yard scoring return against Cincinnati on Dec. 12, 2004 at Gillette Stadium. In 2004, the Patriots scored four defensive touchdowns (3 fumble returns, 1 interception return), and in 2003, New England led the NFL with six defensive touchdowns. The Patriots have now scored 11 defensive touchdowns in their last 32 regular season games, dating back to week three of the 2003 season. The Patriots fell to 16-3 in their last 19 games when scoring on defense, dating back to 1999.

## LONG BALL

Troy Brown hauled in a 71-yard pass from Tom Brady in the first quarter, setting up the Patriots' first touchdown on the next play. For Brown, the catch was the second longest reception of his 13-year career, and it was the longest reception by a Patriot since Brown hauled in an 82-yard touchdown in overtime to best the Miami Dolphins on Oct. 19, 2003. It was the longest non-scoring catch of Brown's career and the third longest completion of Brady's career. Brown is the third leading receiver in Patriots history and needs seven catches to pass Ben Coates for second place on the all-time receptions list and 73 yards to pass Irving Fryar for second place on the all-time receiving yardage list.

## TRAILING AT HALFTIME

The Patriots trailed at halftime, marking the first time they faced a halftime deficit since Oct. 31, 2004, when they trailed the Pittsburgh Steelers 24-10. New England had either led or was tied at the half in 13 consecutive games (10 regular season and three playoff contests). In 2004, the Patriots trailed at the half just twice, in the Pittsburgh game and in the season opener against Indianapolis (trailed 17-14 in a game eventually won).

## RARE PICK

Tom Brady threw a second quarter interception to Will Witherspoon that ended a streak of 157 consecutive passes without an interception, including last year's playoffs. Brady did not throw a pick in the 2004 playoffs (81 postseason attempts), and did not throw an interception in last week's season opener against Oakland. Prior to the Panthers game, the last time Brady was picked off was in the first quarter of the 2004 regular-season finale against the San Francisco 49ers on Jan. 2, 2005.

## SECOND QUARTER STREAK OVER

The Patriots did not score in the second quarter, ending a streak of 25 consecutive games in which they had put points on the board in the second quarter (including six playoff games). The last time New England was blanked in the second quarter was on Dec. 7, 2003 at Gillette Stadium against the Miami Dolphins. The Patriots scored in the second quarter in every game of the 2004 regular season and also in every game in the 2003 and 2004 playoffs.

## GOLDEN GRAHAM

Daniel Graham hauled in his first touchdown reception of the season on a 1-yard grab from Tom Brady in the first quarter. The touchdown was the 13th of Graham's career. The 2002 first-round draft choice ranks fourth on the team in terms of career touchdowns in a Patriots uniform, trailing only Troy Brown (28), Kevin Faulk (19) and Corey Dillon (15). In 2004, Graham tied for the team lead with seven receiving touchdowns.



THREE-TIME SUPER BOWL CHAMPIONS





# WEEK 1: PATRIOTS 30, RAIDERS 20

## PATRIOTS 30, RAIDERS 20

September 8, 2005 ★ Gillette Stadium (Att: 68,756)

|                             | 1  | 2 | 3 | 4 | Final |
|-----------------------------|----|---|---|---|-------|
| <b>Oakland Raiders</b>      | 7  | 7 | 0 | 6 | — 20  |
| <b>New England Patriots</b> | 10 | 7 | 6 | 7 | — 30  |

The Patriots began the 2005 season with a steady 30-20 victory over the Oakland Raiders in a nationally-televised Thursday night matchup at Gillette Stadium. The win was the New England's 21st consecutive home triumph. The Patriots unveiled their Super Bowl XXXIX championship banner as part of a star-studded pregame show before getting to work.

A pair of former Super Bowl MVPs came up big for the Patriots on offense, as Tom Brady topped 300 yards for the ninth time in his regular-season career and Deion Branch led New England with seven catches for 99 yards. Branch and newcomer Tim Dwight each grabbed first-half touchdown passes and running back Corey Dillon ran into the end zone twice in the second half for his 12th career multiple rushing touchdown game.

On defense, the Patriots' biggest play of the night came in the third quarter with New England clinging to a 17-14 lead. On the play, Jarvis Green sacked Oakland's Kerry Collins for a 13-yard loss, causing Collins to fumble on the play. The ball shot into the air and nose tackle Vince Wilfork grabbed it to give the Patriots possession on the Oakland 20-yard line. Three plays later, Dillon charged for an 8-yard touchdown, giving the Patriots a solid 23-14 lead.

## 100th WIN FOR BELICHICK

The victory over the Raiders marked the 100th overall victory as a head coach for Bill Belichick. The Patriots head coach is now 90-71 in the regular season and 10-1 in the playoffs for an overall mark of 100-72 in his career. Belichick is 63-27 overall as head coach of the Patriots. Belichick joins eight other active coaches in the 100-win club (Marty Schottenheimer, Bill Parcells, Joe Gibbs, Bill Cowher, Mike Holmgren, Mike Shanahan, Dick Vermeil and Dennis Green) and is the 33rd head coach in NFL history to record 100 overall wins. Belichick and Parcells are the only coaches to have earned their 100th career win with the Patriots. Parcells earned his 100th overall win in the Patriots' 1994 season finale.

## TOM TERRIFIC

With 306 passing yards, Tom Brady notched the ninth 300-yard passing game of his regular-season career. He also has had two 300-yard games in the playoffs. The last time he threw for over 300 yards was at Kansas City on Nov. 22, 2004, when he notched 315 yards. Against the Raiders, Brady had a 105.8 passer rating, marking the 27th time he has achieved a rating of 100.0 or better in his regular-season and playoff career. The Patriots are now 27-0 in games when Brady posts a rating of 100.0 or better.

## DOUBLE-DIP FOR DILLON

Corey Dillon ran for two touchdowns, marking the 12th multiple rushing touchdown game of his career. Last season, Dillon ran into the end zone twice in three games, with his last two-touchdown performance coming on Dec. 5, 2004 at Cleveland.

## MILLER TIME

Patriots punter Josh Miller dropped back-to-back punts inside the Raiders' 5-yard line in the third quarter. His first punt of the second half was a 48-yard bomb that bounced just in front of the goal line and spun back to the 4-yard line, where it was downed by Larry Izzo. Miller's next punt was a 49-yard boot that bounced around deep in Raiders territory and was downed by Randall Gay at the 4-yard line.

## CAPTAINS TAKE THE FIELD

The Patriots' 2005 captains were on the field for the opening coin toss. The offensive captains are Tom Brady (fourth season as a captain) and Troy Brown (fourth season). The defensive captains are Rodney Harrison (third season), Richard Seymour (third season) and Mike Vrabel (first season). The special teams captain is Larry Izzo (fifth season).

## THE DWIGHT STUFF ON PUNT RETURNS

Tim Dwight made a splash with his first punt return as a Patriot, gaining 27 yards on a first-quarter return. It was the longest punt return by a Patriot since the 2002 season, when Deion Branch rattled off a 40-yard return against the Denver Broncos on Oct. 27, 2002. In 2003, the longest punt return was a 23-yard scamper by Troy Brown (09/21/03 vs. N.Y. Jets). In 2004, the longest punt return was also a 23-yarder by Brown (12/26/04).

## TOUCHDOWN TIM

Tim Dwight caught his first touchdown pass as a Patriot, scurrying around the edge to snare a 5-yard pass from Brady to give the Patriots a 17-14 lead in the second quarter. Last season with the San Diego Chargers, Dwight had just two receptions while playing in 12 games. Tonight's score was the 14th career touchdown grab for the eighth-year veteran.

## BIG BENJAMIN

Benjamin Watson caught two passes for 55 yards on the Patriots' first drive, leading to a 26-yard field goal by Adam Vinatieri. As a rookie last season, the former first-round draft choice played in one game, the season-opener against Indianapolis) and had two catches for 16 yards.

## QUICK HITS

- Mike Vrabel dropped Kerry Collins for a 6-yard sack late in the third quarter. It was the Patriots' first sack of the season.
- Adam Vinatieri had an extra point blocked in the third quarter. It was the first point after miss for Vinatieri since Nov. 16, 2003, when he had a PAT blocked against Dallas.

## OPENING DRIVES

The Patriots allowed the Raiders to score a touchdown on their opening drive, marking the first time in 37 games that New England had allowed an opening-drive touchdown. The streak included six playoff games and dated back to the 2003 season opener (at Buffalo, 09/07/03). In the 2004 regular season and playoffs (a total of 19 games), the Patriots allowed opponents only six points on their first offensive possession, a mark that led the NFL.

## BRANCHING OUT

Deion Branch picked up right where he left off last year, catching the Patriots' first touchdown of the season on an 18-yard grab from Tom Brady in the first quarter. For Branch, the Super Bowl XXXIX MVP, it was his 10th career touchdown catch, and for Brady, the MVP of Super Bowls XXXVI and XXXVIII, it was his 98th career scoring pass.

## LONG BALL

The Raiders took a 14-10 lead in the second quarter on a 73-yard bomb from Kerry Collins to Randy Moss. It was the longest play from scrimmage the Patriots have allowed since Dec. 4, 2000, when Kansas City's Elvis Grbac connected with Derrick Alexander on an 81-yard touchdown pass at Foxboro Stadium.



THREE-TIME SUPER BOWL CHAMPIONS





# PATRIOTS IN THE COMMUNITY

## PATRIOTS AND UNITED WAY TEAM UP FOR NEIGHBORHOOD DEVELOPMENT

On Tuesday, Oct. 18, four members of the New England Patriots traded in their helmets and pads for a hammer and nails as they teamed up with United Way of Massachusetts Bay (UWMB) for this year's Hometown Huddle. It marked the sixth consecutive year that the Patriots and UWMB have partnered for this event and the 32<sup>nd</sup> year of the NFL/United Way partnership.

Time Dwight, Marquise Hill, Patrick Pass and Tully Banta-Cain worked alongside staff from Ensuring Stability through Action in our Community (ESAC), the City of Boston Department of Neighborhood Development Homeowner Services and teenage volunteers from YouthBuild Boston to improve the conditions of a 125-year old Mattapan house owned by Barbara Jones. The players and volunteers worked to make the home more handicap-accessible for Mrs. Jones, who has been living with Multiple Sclerosis for 26 years. Projects included building a handicap ramp over Mrs. Jones's front stairs, repairing the chain-link fence that surrounds the property and cleaning up the yard.

"The Patriots are proud to partner with the United Way for Hometown Huddle for the sixth consecutive year," said Rena Clark, vice president of community affairs and corporate philanthropy for the New England Patriots. "Through Hometown Huddle, the Patriots and United Way have had the opportunity to jointly impact the lives of citizens throughout Boston. This year's project was especially memorable, as we worked together to create a safer and more easily accessible home for a member of our community."

The NFL and United Way partnership is the most visible and longest running charitable collaboration of its kind. Hometown Huddle is a NFL-wide day of service that provides NFL players and coaches from each team the opportunity to take part in a variety of community-service activities, including building homes for low-income families and visiting local military bases. Started in 1999 by the NFL and United Way, Hometown Huddle continues to help make a difference in communities across the country.

## PATRIOTS GAIN YARDS FOR MEN'S HEALTH

Ten New England Patriots players encouraged men to think more about their health, while also taking part in important health screenings, when they attended the Patriots' second annual Men's Health Day, a free event sponsored by Gillette and the New England Patriots Charitable Foundation.

Deion Branch, Christian Fauria, Tim Dwight, Duane Starks, Wesley Britt, Dan Koppen, Matt Cassel, Ellis Hobbs, Russ Hochstein and Ty Warren all made appearances at the health fair, taking part in a variety of health screenings. Players spent time signing autographs and posing for photographs with many of the patrons, encouraging them to take the time to learn more about men's health issues. In addition to blood pressure and cholesterol screenings, several Patriots had ultraviolet photos taken of their faces to determine the amount of sun damage they had sustained. Dwight, Hobbs and Koppen also gave blood at the American Red Cross booth.



**Wide receiver Deion Branch has his blood pressure checked by a Red Cross representative during Men's Health Day, held at Gillette Stadium on October 11, 2005.**

Participating organizations included the Dana-Farber Cancer Institute, Boston Medical Center, the American Heart Association, the American Red Cross, the American Cancer Society and the American Diabetes Association.



**THREE-TIME SUPER BOWL CHAMPIONS**





# BROADCAST INFORMATION

## PATRIOTS ALL ACCESS

**P**atriots All Access, an Emmy Award-winning one-hour magazine show, airs weekly throughout the season on WCVB-TV Channel 5 in Boston. Indicative of its name, Patriots All Access provides viewers exclusive, behind-the-scenes access and weekly in-depth features on Patriots players and personnel. WCVB's Mike Lynch hosts the program and is joined by head coach Bill Belichick for a weekly chalk talk and also by a Patriots player of the week. Another weekly segment takes a look at what Patriots players do off the field. The show also offers game previews, reviews and comprehensive analysis of every Patriots game.



### WCVB-TV Channel 5

**Patriots All Access**.....Saturdays at 7:00 p.m and Sundays at 10:00 a.m.

## TOTALLY PATRIOTS



**T**otally Patriots, a youth-oriented football show, is making its debut for the 2005 season, airing each Sunday morning on WCVB, Channel 5 in Boston. The show, hosted by Kerry Connolly, is geared towards young fans and includes a health and fitness segment as well as a weekly football tips feature with Patriots Hall of Fame linebacker Andre Tippett and a current Patriots player. Other features and segments emphasize the importance of an active lifestyle and let young football players hear directly from the pros. Check your local listings for other times and locations.

### WCVB-TV Channel 5

**Totally Patriots**.....Sundays at 11:00 a.m.

## WBCN PATRIOTS ROCK RADIO NETWORK

For the 11th consecutive season, WBCN was proud to be the flagship station for the Patriots Rock Radio Network. Every Patriots game was heard on WBCN (104.1 FM) and its network of 36 stations throughout all six New England states. Longtime broadcast tandem Gil Santos and Gino Cappelletti call all of the action in static-free stereo sound.



**FLAGSHIP STATION**  
**WBCN**  
**Boston ★ 104.1 FM**



### MASSACHUSETTS

|      |             |          |
|------|-------------|----------|
| WBSM | Fairhaven   | 1420 AM  |
| WSAR | Fall River  | 1480 AM  |
| WGAW | Gardner     | 1340 AM  |
| WPVQ | Greenfield  | 95.3 FM  |
| WBEC | Pittsfield  | 1420 AM  |
| WBEC | Pittsfield  | 95.7 FM  |
| WAQY | Springfield | 102.1 FM |
| WXTK | Cape Cod    | 95.1 FM  |
| WWFX | Worcester   | 100.1 FM |

### MAINE

|      |           |          |
|------|-----------|----------|
| WEBB | Augusta   | 98.5 FM  |
| WNSX | Bangor    | 97.7 FM  |
| WHOU | Houlton   | 100.1 FM |
| WBLM | Portland  | 102.9 FM |
| WFZX | Searsport | 101.7 FM |

### CONNECTICUT

|      |            |          |
|------|------------|----------|
| WCCC | Hartford   | 106.9 FM |
| WMOS | New London | 104.7 FM |
| WINY | Putnam     | 1350 AM  |

### NEW HAMPSHIRE

|      |            |          |
|------|------------|----------|
| WKXL | Concord    | 1450 AM  |
| WSHK | Dover      | 105.3 FM |
| WSAK | Hampton    | 102.1 FM |
| WTPL | Hillsboro  | 107.7 FM |
| WVRR | Lebanon    | 101.7 FM |
| WFEA | Manchester | 1370 AM  |
| WWHQ | Meredith   | 101.5 FM |
| WPKQ | N. Conway  | 103.7 FM |

### RHODE ISLAND

|      |            |         |
|------|------------|---------|
| WSKO | Providence | 790 AM  |
| WSKO | Providence | 99.7 FM |

### VERMONT

|      |              |          |
|------|--------------|----------|
| WBTN | Bennington   | 1370 AM  |
| WKVT | Brattleboro  | 92.7 FM  |
| WEAV | Burlington   | 960 AM   |
| WXZO | Burlington   | 96.7 FM  |
| WMXR | Woodstock    | 93.9 FM  |
| WMOO | Derby        | 92.1 FM  |
| WEXP | Rutland      | 101.5 FM |
| WSTJ | St Johnsbury | 1340 AM  |
| WSNO | Waterbury    | 1450 AM  |

## PATRIOTS MONDAY ON WEEI

Sports Radio WEEI has the exclusive rights to broadcast "Patriots Monday" from Gillette Stadium every week during the season. The daylong programming lineup offers fans unique access from head coach Bill Belichick and quarterback Tom Brady along with appearances by other star players.

### Sports Radio WEEI

850 AM (Boston) and 103.7 FM (Providence)

### Time (Mondays)

6:00 – 10:00 a.m.  
10:00 a.m. – 2:00 p.m.  
2:00 – 6:00 p.m.

### Show

Dennis and Callahan  
Dale and Holley  
The Big Show

### Guest(s)

Tom Brady  
Stars of the Week  
Coach Belichick

## PATRIOTS FOOTBALL WEEKLY ON WB56

Join the editorial staff of Patriots Football Weekly for a half-hour Patriots extravaganza every Saturday night during the football season on WLVI-TV (WB56). The ultimate studio sports show for the ultimate Patriots fan is patterned like the official team newspaper, aiming to be confrontational and opinionated as the reporters dish about what's ahead for the team, give opponent analysis and offer insider information they've learned from working in the trenches at Gillette Stadium.

### WLVI-TV Channel 56

**Patriots Football Weekly** ..... Every Saturday night at Midnight

## PATRIOTS.COM

The official Web site of the New England Patriots offers fans an exciting lineup of daily features and is one of the most advanced and exciting Web sites in all of sports. **Patriots Video News** is a streaming video show broadcast daily on Patriots.com, giving Patriots fans interviews and analysis that picks up where the newspapers and TV reports leave off. **Patriots.com Radio** features six hours of original daily programming beginning at noon ET and allows fans to interact with hosts and guests via phone and email. Besides these features, the site offers daily news updates, press releases, live coverage of all press conferences and much more.

## TELEVISION RATINGS

Historically, the Patriots have been at or near the top of the weekly television ratings for the 2.4 million homes in the Boston market. Below is a historical perspective to show the Patriots' consistent popularity in the Boston market.

### 2005 RATINGS: BOSTON TV MARKET

| Date  | Opponent      | Net. | Boston TV | Rtg / Share |
|-------|---------------|------|-----------|-------------|
| 09/08 | Oakland       | ABC  | WCVB 5    | 23.3 / 44   |
| 09/18 | at Carolina   | CBS  | WBZ 4     | 22.3 / 50   |
| 09/25 | at Pittsburgh | CBS  | WBZ 4     | 29.9 / 52   |
| 10/02 | San Diego     | CBS  | WBZ 4     | 21.0 / 43   |
| 10/09 | at Atlanta    | CBS  | WBZ 4     | 27.4 / 55   |
| 10/16 | at Denver     | CBS  | WBZ 4     | 28.9 / 48   |

### RATINGS HISTORY

| Season                      | Rating / Share |
|-----------------------------|----------------|
| 2004 Regular Season Average | 31.2 / 56      |
| 2004 Postseason Average     | 48.9 / 70      |
| 2003 Regular Season Average | 26.8 / 51      |
| 2003 Postseason Average     | 47.0 / 72      |
| 2002 Regular Season Average | 28.5 / 53      |
| 2001 Regular Season Average | 24.7 / 48      |
| 2001 Postseason Average     | 47.4 / 73      |

**Note:** Each ratings point represents one percent of the 2.4 million homes in the Boston TV market.



**THREE-TIME SUPER BOWL CHAMPIONS**





# 2005 OFFENSIVE STATISTICS

WON 3, LOST 3

|               |                  |        |
|---------------|------------------|--------|
| 09/08 W 30-20 | Oakland          | 68,756 |
| 09/18 L 17-27 | at Carolina      | 73,528 |
| 09/25 W 23-20 | at Pittsburgh    | 64,868 |
| 10/02 L 17-41 | San Diego        | 68,756 |
| 10/09 W 31-28 | at Atlanta       | 71,079 |
| 10/16 L 20-28 | at Denver        | 76,571 |
| 10/30         | Buffalo          |        |
| 11/07         | Indianapolis     |        |
| 11/13         | at Miami         |        |
| 11/20         | New Orleans      |        |
| 11/27         | at Kansas City   |        |
| 12/04         | New York Jets    |        |
| 12/11         | at Buffalo       |        |
| 12/17         | Tampa Bay        |        |
| 12/26         | at New York Jets |        |
| 01/01         | Miami            |        |

|                    |         |         |
|--------------------|---------|---------|
|                    | N.E.    | Opp.    |
| TOTAL FIRST DOWNS  | 120     | 118     |
| Rushing            | 32      | 41      |
| Passing            | 77      | 62      |
| Penalty            | 11      | 15      |
| 3rd Down: Made/Att | 31/83   | 27/76   |
| 3rd Down Pct.      | 37.3    | 35.5    |
| 4th Down: Made/Att | 1/2     | 0/0     |
| 4th Down Pct.      | 50.0    | 0.0     |
| POSSESSION AVG.    | 29:52   | 30:08   |
| TOTAL NET YARDS    | 2267    | 2120    |
| Avg. Per Game      | 377.8   | 353.3   |
| Total Plays        | 383     | 367     |
| Avg. Per Play      | 5.9     | 5.8     |
| NET YARDS RUSHING  | 494     | 752     |
| Avg. Per Game      | 82.3    | 125.3   |
| Total Rushes       | 144     | 181     |
| NET YARDS PASSING  | 1773    | 1368    |
| Avg. Per Game      | 295.5   | 228.0   |
| Sacked/Yards Lost  | 7/63    | 11/75   |
| Gross Yards        | 1836    | 1443    |
| Att./Completions   | 232/145 | 175/95  |
| Completion Pct.    | 62.5    | 54.3    |
| Had Intercepted    | 5       | 1       |
| PUNTS/AVERAGE      | 35/45.5 | 38/46.1 |
| NET PUNTING AVG.   | 35/38.5 | 38/39.5 |
| PENALTIES/YARDS    | 52/450  | 53/445  |
| FUMBLES/BALL LOST  | 7/4     | 4/2     |
| TOUCHDOWNS         | 16      | 20      |
| Rushing            | 7       | 7       |
| Passing            | 8       | 12      |
| Returns            | 1       | 1       |

| * SCORE BY PERIODS | Q1 | Q2 | Q3 | Q4 | OT | PTS |
|--------------------|----|----|----|----|----|-----|
| TEAM               | 48 | 17 | 36 | 37 | 0  | 138 |
| OPPONENTS          | 27 | 65 | 27 | 45 | 0  | 164 |

| * SCORING | TD-Ru | Pa | Rt | K-PAT | FG    | S    | PTS   |
|-----------|-------|----|----|-------|-------|------|-------|
| Vinatieri | 0     | 0  | 0  | 0     | 15/16 | 9/12 | 0 42  |
| Dillon    | 5     | 5  | 0  | 0     |       |      | 0 30  |
| Dwight    | 2     | 0  | 2  | 0     |       |      | 0 12  |
| Graham    | 2     | 0  | 2  | 0     |       |      | 0 12  |
| Pass      | 2     | 2  | 0  | 0     |       |      | 0 12  |
| Branch    | 1     | 0  | 1  | 0     |       |      | 0 6   |
| Givens    | 1     | 0  | 1  | 0     |       |      | 0 6   |
| Johnson   | 1     | 0  | 1  | 0     |       |      | 0 6   |
| Vrabel    | 1     | 0  | 0  | 1     |       |      | 0 6   |
| Watson    | 1     | 0  | 1  | 0     |       |      | 0 6   |
| TEAM      | 16    | 7  | 8  | 1     | 15/16 | 9/12 | 0 138 |
| OPPONENTS | 20    | 7  | 12 | 1     | 18/18 | 8/10 | 0 164 |

2-Pt. Conversions: TEAM 0-0, OPPONENTS 1-2

**SACKS:** McGinest 2.5, Seymour 2.0, Colvin 1.5, Green 1.5, Vrabel 1.5, Beisel 1.0, Klecko 0.5, Wilfork 0.5, TEAM 11.0, OPPONENTS 7.0

| * PASSING | Att | Cmp | Yds  | Cmp% | Yds/Att | TD | TD% | Int | Int% | Long | Sack/Lost | Rating   |
|-----------|-----|-----|------|------|---------|----|-----|-----|------|------|-----------|----------|
| Brady     | 228 | 143 | 1821 | 62.7 | 7.99    | 8  | 3.5 | 4   | 1.8  | 71   | 7/        | 63 92.0  |
| Cassel    | 4   | 2   | 15   | 50.0 | 3.75    | 0  | 0.0 | 1   | 25.0 | 12   | 0/        | 0 19.8   |
| TEAM      | 232 | 145 | 1836 | 62.5 | 7.91    | 8  | 3.4 | 5   | 2.2  | 71   | 7/        | 63 89.7  |
| OPPONENTS | 175 | 95  | 1443 | 54.3 | 8.25    | 12 | 6.9 | 1   | 0.6  | 85t  | 11/       | 75 102.2 |

| * RUSHING | No. | Yds | Avg  | Long | TD |
|-----------|-----|-----|------|------|----|
| Dillon    | 96  | 329 | 3.4  | 29   | 5  |
| Pass      | 18  | 109 | 6.1  | 17   | 2  |
| Faulk     | 14  | 28  | 2.0  | 4    | 0  |
| Brady     | 7   | 16  | 2.3  | 12   | 0  |
| Zereoue   | 7   | 14  | 2.0  | 12   | 0  |
| Cassel    | 1   | -1  | -1.0 | -1   | 0  |
| Dwight    | 1   | -1  | -1.0 | -1   | 0  |
| TEAM      | 144 | 494 | 3.4  | 29   | 7  |
| OPPONENTS | 181 | 752 | 4.2  | 68   | 7  |

| * RECEIVING | No. | Yds  | Avg  | Long | TD |
|-------------|-----|------|------|------|----|
| Branch      | 37  | 437  | 11.8 | 51   | 1  |
| Givens      | 31  | 355  | 11.5 | 30   | 1  |
| T. Brown    | 16  | 208  | 13.0 | 71   | 0  |
| Pass        | 16  | 164  | 10.3 | 39   | 0  |
| Faulk       | 13  | 116  | 8.9  | 23   | 0  |
| Graham      | 8   | 142  | 17.8 | 45t  | 2  |
| Watson      | 7   | 134  | 19.1 | 35   | 1  |
| Dwight      | 7   | 128  | 18.3 | 49   | 2  |
| Dillon      | 7   | 89   | 12.7 | 25   | 0  |
| Johnson     | 2   | 58   | 29.0 | 55t  | 1  |
| Zereoue     | 1   | 5    | 5.0  | 5    | 0  |
| TEAM        | 145 | 1836 | 12.7 | 71   | 8  |
| OPPONENTS   | 95  | 1443 | 15.2 | 85t  | 12 |

| * INTERCEPTIONS | No. | Yds | Avg  | Long | TD |
|-----------------|-----|-----|------|------|----|
| Vrabel          | 1   | 24  | 24.0 | 24t  | 1  |
| Wilfork         | 0   | 0   | ---  | ---  | 0  |
| TEAM            | 1   | 24  | 24.0 | 24t  | 1  |
| OPPONENTS       | 5   | 46  | 9.2  | 41t  | 1  |

| * PUNTING | No. | Yds  | Avg  | Net  | TB | In | Lg | B |
|-----------|-----|------|------|------|----|----|----|---|
| Miller    | 34  | 1591 | 46.8 | 38.5 | 2  | 10 | 58 | 1 |
| TEAM      | 35  | 1591 | 45.5 | 38.5 | 2  | 10 | 58 | 1 |
| OPPONENTS | 38  | 1752 | 46.1 | 39.5 | 5  | 11 | 66 | 0 |

| * PUNT RETURNS | Ret | FC | Yds | Avg  | Long | TD |
|----------------|-----|----|-----|------|------|----|
| Dwight         | 18  | 5  | 150 | 8.3  | 28   | 0  |
| T. Brown       | 0   | 5  | 0   | ---  | ---  | 0  |
| TEAM           | 18  | 10 | 150 | 8.3  | 28   | 0  |
| OPPONENTS      | 19  | 4  | 203 | 10.7 | 76   | 0  |

| * KICKOFF RETURNS | No. | Yds | Avg  | Long | TD |
|-------------------|-----|-----|------|------|----|
| Johnson           | 13  | 318 | 24.5 | 54   | 0  |
| Hobbs             | 12  | 291 | 24.3 | 37   | 0  |
| Faulk             | 3   | 65  | 21.7 | 26   | 0  |
| Stone             | 1   | 0   | 0.0  | 0    | 0  |
| TEAM              | 29  | 674 | 23.2 | 54   | 0  |
| OPPONENTS         | 26  | 564 | 21.7 | 44   | 0  |

| * FIELD GOALS  | 1-19 | 20-29 | 30-39 | 40-49 | 50+ |
|--|------|-------|-------|-------|-----|
| Vinatieri  | 0/ 0 | 3/ 3  | 3/ 4  | 3/ 3  | 0/2 |
| TEAM   | 0/ 0 | 3/ 3  | 3/ 4  | 3/ 3  | 0/2 |
| OPPONENTS  | 0/ 0 | 2/ 2  | 2/ 2  | 1/ 2  | 3/4 |
| Vinatieri: (26G) (45G) (53N, 48G, 35G, 43G) (37N, 24G) (29G) (39G, 53N, 38G) |      |       |       |       |     |
| OPPONENTS: (43N) (51G, 52G) (33G, 52N, 24G) (42G, 21G) (33G, 58G) ()         |      |       |       |       |     |



THREE-TIME SUPER BOWL CHAMPIONS





# 2005 DEFENSIVE STATISTICS

Tackle Statistics Based on Coaches' Film Review

| DEFENSIVE STATISTICS |     |     |     |      |      |      |     |    |    |    | SP. TEAMS |    |    |    |    | FUMBLES - LOST (7-4)  |      |      |      |   |
|----------------------|-----|-----|-----|------|------|------|-----|----|----|----|-----------|----|----|----|----|-----------------------|------|------|------|---|
| Name                 | TT  | UT  | A   | S/   | YL   | Int/ | Yds | PD | FF | FR | TT        | UT | A  | FF | FR | Own                   |      |      |      |   |
|                      |     |     |     |      |      |      |     |    |    |    |           |    |    |    |    | No.                   | Lost | Rec. | O.B. |   |
| Chad Brown           | 39  | 26  | 13  | -    | -    | -    | -   | -  | -  | -  | 0         | 0  | 0  | -  | -  | Kevin Faulk           | 2    | 2    | 0    | 0 |
| Mike Vrabel          | 38  | 27  | 11  | 1.5  | 7.0  | 1    | 24  | 2  | -  | -  | 1         | 1  | 0  | -  | -  | Tom Brady             | 1    | 1    | 0    | 0 |
| Monty Beisel         | 38  | 21  | 17  | 1.0  | 2.0  | -    | -   | 1  | 1  | -  | 2         | 2  | 0  | -  | -  | Benjamin Watson       | 1    | 1    | 0    | 0 |
| Richard Seymour      | 36  | 19  | 17  | 2.0  | 17.0 | -    | -   | 2  | -  | -  | 0         | 0  | 0  | -  | -  | Daniel Graham         | 1    | 0    | 1    | 0 |
| Ty Warren            | 31  | 17  | 14  | -    | -    | -    | -   | 1  | -  | -  | 0         | 0  | 0  | -  | -  | Bethel Johnson        | 1    | 0    | 1    | 0 |
| Vince Wilfork        | 30  | 13  | 17  | 0.5  | 4.0  | -    | -   | -  | -  | 1  | 0         | 0  | 0  | -  | -  | Tim Dwight            | 1    | 0    | 1    | 0 |
| Jarvis Green         | 28  | 20  | 8   | 1.5  | 14.0 | -    | -   | -  | 1  | -  | 0         | 0  | 0  | -  | -  | Totals                | 7    | 4    | 3    | 0 |
| Willie McGinest      | 26  | 22  | 4   | 2.5  | 13.0 | -    | -   | 2  | -  | -  | 0         | 0  | 0  | -  | -  | BLOCKED KICKS         |      |      |      |   |
| Eugene Wilson        | 25  | 14  | 11  | -    | -    | -    | -   | 4  | -  | 1  | 2         | 1  | 1  | -  | -  | XP                    | FG   | P    |      |   |
| Rosevelt Colvin      | 23  | 15  | 8   | 1.5  | 14.0 | -    | -   | 1  | -  | -  | 0         | 0  | 0  | -  | -  | Totals                | 0    | 0    | 0    |   |
| Guss Scott           | 19  | 16  | 3   | -    | -    | -    | -   | -  | -  | -  | 5         | 2  | 3  | -  | -  | MISC. OFFENSIVE STATS |      |      |      |   |
| Duane Starks         | 18  | 11  | 7   | -    | -    | -    | -   | 5  | -  | -  | 0         | 0  | 0  | -  | -  | Tkl                   | Ast  | FF   | FR   |   |
| Rodney Harrison      | 16  | 7   | 9   | -    | -    | -    | -   | 1  | -  | -  | 3         | 2  | 1  | -  | -  | Troy Brown            | 1    | 0    | 0    | 0 |
| Asante Samuel        | 15  | 9   | 6   | -    | -    | -    | -   | 7  | -  | -  | 0         | 0  | 0  | -  | -  | Matt Light            | 1    | 0    | 0    | 0 |
| Mike Wright          | 5   | 4   | 1   | -    | -    | -    | -   | -  | -  | -  | 0         | 0  | 0  | -  | -  | Kevin Faulk           | 1    | 0    | 0    | 0 |
| Ellis Hobbs          | 4   | 2   | 2   | -    | -    | -    | -   | -  | -  | -  | 3         | 1  | 2  | -  | -  | Deion Branch          | 1    | 0    | 0    | 0 |
| Randall Gay          | 3   | 3   | 0   | -    | -    | -    | -   | 1  | -  | -  | 3         | 2  | 1  | -  | -  | Dan Koppen            | 1    | 0    | 0    | 0 |
| Arturo Freeman       | 3   | 2   | 1   | -    | -    | -    | -   | -  | -  | -  | 0         | 0  | 0  | -  | -  | Logan Mankins         | 1    | 0    | 0    | 0 |
| Chad Scott           | 2   | 2   | 0   | -    | -    | -    | -   | -  | -  | -  | 0         | 0  | 0  | -  | -  | Totals                | 6    | 0    | 0    | 0 |
| Marquise Hill        | 2   | 2   | 0   | -    | -    | -    | -   | -  | -  | -  | 0         | 0  | 0  | -  | -  |                       |      |      |      |   |
| Dan Klecko           | 2   | 2   | 0   | 0.5  | 4.0  | -    | -   | -  | -  | -  | 1         | 0  | 1  | -  | -  |                       |      |      |      |   |
| James Sanders        | 2   | 2   | 0   | -    | -    | -    | -   | -  | -  | -  | 0         | 0  | 0  | -  | -  |                       |      |      |      |   |
| Matt Chatham         | 2   | 0   | 2   | -    | -    | -    | -   | -  | -  | -  | 6         | 2  | 4  | -  | -  |                       |      |      |      |   |
| Tyrone Poole         | 1   | 1   | 0   | -    | -    | -    | -   | -  | -  | -  | 0         | 0  | 0  | -  | -  |                       |      |      |      |   |
| Don Davis            | 0   | 0   | 0   | -    | -    | -    | -   | -  | -  | -  | 11        | 1  | 10 | -  | -  |                       |      |      |      |   |
| Larry Izzo           | 0   | 0   | 0   | -    | -    | -    | -   | -  | -  | -  | 7         | 6  | 1  | -  | -  |                       |      |      |      |   |
| Bethel Johnson       | 0   | 0   | 0   | -    | -    | -    | -   | -  | -  | -  | 5         | 4  | 1  | -  | 1  |                       |      |      |      |   |
| Patrick Pass         | 0   | 0   | 0   | -    | -    | -    | -   | -  | -  | -  | 5         | 4  | 1  | -  | -  |                       |      |      |      |   |
| Wesly Mallard        | 0   | 0   | 0   | -    | -    | -    | -   | -  | -  | -  | 3         | 2  | 1  | -  | -  |                       |      |      |      |   |
| Tully Banta-Cain     | 0   | 0   | 0   | -    | -    | -    | -   | -  | -  | -  | 3         | 0  | 3  | -  | -  |                       |      |      |      |   |
| Michael Stone        | 0   | 0   | 0   | -    | -    | -    | -   | -  | -  | -  | 2         | 0  | 2  | -  | -  |                       |      |      |      |   |
| Benjamin Watson      | 0   | 0   | 0   | -    | -    | -    | -   | -  | -  | -  | 1         | 1  | 0  | -  | -  |                       |      |      |      |   |
| Daniel Graham        | 0   | 0   | 0   | -    | -    | -    | -   | -  | -  | -  | 1         | 1  | 0  | -  | -  |                       |      |      |      |   |
| Lonie Paxton         | 0   | 0   | 0   | -    | -    | -    | -   | -  | -  | -  | 1         | 0  | 1  | -  | -  |                       |      |      |      |   |
| Tim Dwight           | 0   | 0   | 0   | -    | -    | -    | -   | -  | -  | -  | 0         | 0  | 0  | -  | 1  |                       |      |      |      |   |
| Totals               | 408 | 257 | 151 | 11.0 | 75.0 | 1    | 24  | 27 | 2  | 2  | 65        | 32 | 33 | 0  | 2  |                       |      |      |      |   |

## LEGEND

|                                    |                                    |
|------------------------------------|------------------------------------|
| TT- Total Tackles                  | PD- Pass Defensed                  |
| UT- Unassisted Tackles             | FF- Forced Fumbles                 |
| A- Assists                         | FR- Fumbles Recovered              |
| S/Yds- Sacks/Yards Lost            | Tack. T.O. - Tackles off Turnovers |
| I/Ret.- Interceptions/Return Yards | O.B. - Out of Bounds               |



THREE-TIME SUPER BOWL CHAMPIONS





# HOW THE 2005 PATRIOTS WERE BUILT

| <b>YEAR</b>                              |   | <b>AS OF OCTOBER 24, 2005</b>   |  | <b>WAIVERS (1) /<br/>TRADES (3)</b>            | <b>ROOKIE AND FIRST-YEAR<br/>FREE AGENTS (7)</b> |
|--|---|---|--|--|--|
| <b>DRAFTEES (26)</b>                     |   | <b>VETERAN FREE AGENTS (16)</b>   |  |  |  |
| <b>1993</b>                              | Troy Brown (8)  |   |  |  |  |
| <b>1994</b>                              | Willie McGinest (1)   |   |  |  |  |
| <b>1995</b>                              |   |   |  |  |  |
| <b>1996</b>                              |   |   |  |  | Adam Vinatieri (fa)                              |
| <b>1997</b>                              |   |   |  |  |  |
| <b>1998</b>                              |   |   |  |  |  |
| <b>1999</b>                              | Kevin Faulk (2)   |   |  |  |  |
| <b>2000</b>                              | Tom Brady (6b)<br>Patrick Pass (7b)   |   | Matt Chatham (fa) (cw-STL)   |  | Lonie Paxton (fa)                                |
| <b>2001</b>                              | Richard Seymour (1)<br>Matt Light (2)   | Larry Izzo (fa) (MIA)<br>Mike Vrabel (3) (PIT)  |  |  | Tom Ashworth (fa)<br>Stephen Neal (fa)           |
| <b>2002</b>                              | Daniel Graham (1)<br>Deion Branch (2)<br>Jarvis Green (4b)<br>David Givens (7b)   | Christian Fauria (2) (SEA)  |  |  | Russ Hochstein (5)                               |
| <b>2003</b>                              | Ty Warren (1)<br>Eugene Wilson (2a)<br>Bethel Johnson (2b)<br>Dan Klecko (D4a)<br>Asante Samuel (4b)<br>Dan Koppen (5)<br>Tully Banta-Cain (7b) | Rosevelt Colvin (4) (CHI)<br>Don Davis (fa) (STL)<br>Brandon Gorin (7) (SD)<br>Tyrone Poole (1) (DEN)   |  |  |  |
| <b>2004</b>                              | Vince Wilfork (1a)<br>Benjamin Watson (1b)<br>Marquise Hill (2)   | Josh Miller (fa) (PIT)  | Corey Dillon (2) (tr-CIN)  |  | Randall Gay (fa)                                 |
| <b>2005</b>                              | Logan Mankins (1)<br>Ellis Hobbs (3a)<br>Nick Kaczur (3b)<br>James Sanders (4)<br>Matt Cassel (7a)  | Monty Beisel (4) (KC)<br>Chad Brown (2) (SEA)<br>Tim Dwight (4) (SD)<br>Doug Flutie (11) (SD)<br>Arturo Freeman (5) (TEN)<br>Hank Poteat (3) (PIT)<br>Michael Stone (2) (STL)<br>Amos Zereoue (3) (OAK) | Andre' Davis (2) (tr-CLV)<br>Duane Starks (1) (tr-ARZ)   |  | Mike Wright (fa)                                 |
|  |   |   | <b>INJURED RESERVE (3)</b><br>Ryan Claridge (D5-05)<br>Rodney Harrison (FA-03)<br>Michael McGrew (FA-05)<br>Chad Scott (FA-05)<br>Guss Scott (D3-04) | <b>RESERVE/PUP (1)</b><br>Tedy Bruschi (D3-96) |  |
| ^ Restricted Free Agent                  |   |   |  |  |  |
| # - indicates round drafted              |   |   |  |  |  |
| (fa) - indicates non-drafted free agents |   |   |  |  |  |



THREE-TIME SUPER BOWL CHAMPIONS





# UNOFFICIAL 2005 DEPTH CHART

Unofficial depth chart compiled by Patriots Media Relations, October 24, 2005

## OFFENSE

|  |                              |                                  |
|--|------------------------------|----------------------------------|
| <b>WR:</b> 83 Deion Branch (6/6/0/0)         | 86 Tim Dwight (6/0/0/0)      | 81 Bethel Johnson (4/0/0/2)      |
| <b>LT:</b> <u>77 Nick Kaczur (6/3/0/0)</u>   | 76 Brandon Gorin (2/0/1/3)   | 72 Matt Light (3/3/0/3)*         |
| <b>LG:</b> <u>70 Logan Mankins (6/6/0/0)</u> | 71 Russ Hochstein (6/0/0/0)  |                                  |
| <b>C:</b> 67 Dan Koppen (6/6/0/0)            | 71 Russ Hochstein (6/0/0/0)  |                                  |
| <b>RG:</b> 61 Stephen Neal (6/6/0/0)         | 71 Russ Hochstein (6/0/0/0)  |                                  |
| <b>RT:</b> 68 Tom Ashworth (6/6/0/0)         | 76 Brandon Gorin (2/0/1/3)   |                                  |
| <b>TE:</b> 82 Daniel Graham (6/6/0/0)        | 84 Benjamin Watson (6/4/0/0) | 88 Christian Fauria (6/3/0/0)    |
| <b>WR:</b> 87 David Givens (6/4/0/0)         | 80 Troy Brown (5/0/0/1)*     | 18 Andre' Davis (0/0/0/3)        |
| <b>QB:</b> 12 Tom Brady (6/6/0/0)            | 2 Doug Flutie (0/0/6/0)      | <u>16 Matt Cassel (1/0/0/5)*</u> |
| <b>RB:</b> 28 Corey Dillon (5/5/1/0)         | 31 Amos Zereoue (2/0/1/0)    | 33 Kevin Faulk (3/0/0/3)*        |
| <b>FB:</b> 35 Patrick Pass (6/2/0/0)         |                              |                                  |

## DEFENSE

|  |                                 |                             |
|--|---------------------------------|-----------------------------|
| <b>LE:</b> 94 Ty Warren (6/6/0/0)            | 90 Dan Klecko (5/0/0/1)         | 91 Marquise Hill (3/0/0/3)* |
| <b>NT:</b> 75 Vince Wilfork (6/6/0/0)        | <u>99 Mike Wright (5/0/1/0)</u> | 90 Dan Klecko (5/0/0/1)     |
| <b>RE:</b> 93 Richard Seymour (4/4/0/2)*     | 97 Jarvis Green (6/3/0/0)       |                             |
| <b>OLB:</b> 50 Mike Vrabel (6/6/0/0)         | 95 Tully Banta-Cain (4/0/0/2)   | 58 Matt Chatham (5/0/0/1)   |
| <b>ILB:</b> 52 Monty Beisel (6/5/0/0)        | 53 Larry Izzo (6/0/0/0)         |                             |
| <b>ILB:</b> 98 Chad Brown (6/5/0/0)          | 51 Don Davis (6/0/0/0)          |                             |
| <b>OLB:</b> 55 Willie McGinest (6/6/0/0)     | 59 Roosevelt Colvin (6/1/0/0)   |                             |
| <b>LCB:</b> 22 Asante Samuel (6/6/0/0)       | <u>27 Ellis Hobbs (6/0/0/0)</u> | 38 Tyrone Poole (1/1/0/5)*  |
| <b>RCB:</b> 23 Duane Starks (5/4/0/1)        | 21 Randall Gay (3/1/0/3)        | 32 Hank Poteat (0/0/0/0)    |
| <b>FS:</b> 26 Eugene Wilson (6/6/0/0)        | 24 Michael Stone (3/0/0/0)      |                             |
| <b>SS:</b> <u>36 James Sanders (2/1/0/4)</u> | 25 Arturo Freeman (1/0/0/0)     |                             |

## SPECIAL TEAMS

|  |                                 |
|--|---------------------------------|
| <b>K:</b> 4 Adam Vinatieri (6/0/0/0)   | 8 Josh Miller (6/0/0/0)         |
| <b>P:</b> 8 Josh Miller (6/0/0/0)      | 4 Adam Vinatieri (6/0/0/0)      |
| <b>H:</b> 8 Josh Miller (6/0/0/0)      | 12 Tom Brady (6/6/0/0)          |
| <b>PR:</b> 86 Tim Dwight (6/0/0/0)     | 80 Troy Brown (5/0/0/1)*        |
| <b>KR:</b> 81 Bethel Johnson (4/0/0/2) | <u>27 Ellis Hobbs (6/0/0/0)</u> |
| <b>LS:</b> 66 Lonie Paxton (6/0/0/0)   | 71 Russ Hochstein (6/0/0/0)     |

\*- Player was inactive for last week's game  
Rookie and first-year players are underlined

## PATRIOTS PRONUNCIATION GUIDE

|                        |            |                      |             |
|------------------------|------------|----------------------|-------------|
| Monty Beisel.....      | BYE-sull   | Bethel Johnson ..... | BETH-ull    |
| Matt Cassel .....      | CASTLE     | Nick Kaczur .....    | KÄ-zur      |
| Christian Fauria ..... | FOUR-ee-ay | Dan Koppen.....      | COPE-en     |
| Marquise Hill .....    | mar-KEESE  | Adam Vinatieri ..... | vin-a-TERRY |
| Russ Hochstein.....    | HOKE-stine |                      |             |



THREE-TIME SUPER BOWL CHAMPIONS





# 2005 ALPHABETICAL ROSTER

October 24, 2005

| #  | NAME              | POS | HT   | WT  | BORN     | YR | COLLEGE               | H.S. HOMETOWN          |
|----|-------------------|-----|------|-----|----------|----|-----------------------|------------------------|
| 68 | Ashworth, Tom     | T   | 6-6  | 305 | 10/10/77 | 4  | Colorado              | Englewood, Colo.       |
| 95 | Banta-Cain, Tully | LB  | 6-2  | 250 | 08/28/80 | 3  | California            | Sunnyvale, Calif.      |
| 52 | Beisel, Monty     | LB  | 6-3  | 238 | 08/20/78 | 5  | Kansas State          | Douglass, Kan.         |
| 12 | Brady, Tom        | QB  | 6-4  | 225 | 08/03/77 | 6  | Michigan              | San Mateo, Calif.      |
| 83 | Branch, Deion     | WR  | 5-9  | 193 | 07/18/79 | 4  | Louisville            | Albany, Ga.            |
| 98 | Brown, Chad       | LB  | 6-2  | 245 | 07/12/70 | 13 | Colorado              | Altadena, Calif.       |
| 80 | Brown, Troy       | WR  | 5-10 | 196 | 07/02/71 | 13 | Marshall              | Blackville, S.C.       |
| 16 | Cassel, Matt      | QB  | 6-4  | 222 | 05/17/82 | R  | Southern California   | Northridge, Calif.     |
| 58 | Chatham, Matt     | LB  | 6-4  | 250 | 06/28/77 | 6  | South Dakota          | Sioux City, Iowa       |
| 59 | Colvin, Rosevelt  | LB  | 6-3  | 250 | 09/05/77 | 7  | Purdue                | Indianapolis, Ind.     |
| 18 | Davis, Andre'     | WR  | 6-1  | 195 | 06/12/79 | 4  | Virginia Tech         | Niskayuna, N.Y.        |
| 51 | Davis, Don        | LB  | 6-1  | 235 | 12/17/72 | 10 | Kansas                | Olathe, Kan.           |
| 28 | Dillon, Corey     | RB  | 6-1  | 225 | 10/24/74 | 9  | Washington            | Seattle, Wash.         |
| 86 | Dwight, Tim       | WR  | 5-8  | 180 | 07/13/75 | 8  | Iowa                  | Iowa City, Iowa        |
| 33 | Faulk, Kevin      | RB  | 5-8  | 202 | 06/05/76 | 7  | Louisiana State       | Carencro, La.          |
| 88 | Fauria, Christian | TE  | 6-4  | 250 | 09/22/71 | 11 | Colorado              | Encino, Calif.         |
| 2  | Flutie, Doug      | QB  | 5-10 | 180 | 10/23/62 | 12 | Boston College        | Natick, Mass.          |
| 25 | Freeman, Arturo   | S   | 6-0  | 200 | 10/27/76 | 6  | South Carolina        | Orangeburg, S.C.       |
| 21 | Gay, Randall      | CB  | 5-11 | 186 | 05/05/82 | 2  | Louisiana State       | Brusly, La.            |
| 87 | Givens, David     | WR  | 6-0  | 215 | 08/16/80 | 4  | Notre Dame            | Humble, Texas          |
| 76 | Gorin, Brandon    | T   | 6-6  | 308 | 07/17/78 | 4  | Purdue                | Muncie, Ind.           |
| 82 | Graham, Daniel    | TE  | 6-3  | 257 | 11/16/78 | 4  | Colorado              | Denver, Colo.          |
| 97 | Green, Jarvis     | DL  | 6-3  | 290 | 01/12/79 | 4  | Louisiana State       | Donaldsonville, La.    |
| 91 | Hill, Marquise    | DE  | 6-6  | 300 | 08/07/82 | 2  | Louisiana State       | New Orleans, La.       |
| 27 | Hobbs, Ellis      | CB  | 5-9  | 188 | 05/16/83 | R  | Iowa State            | DeSoto, Texas          |
| 71 | Hochstein, Russ   | G   | 6-4  | 305 | 10/07/77 | 5  | Nebraska              | Hartington, Neb.       |
| 53 | Izzo, Larry       | LB  | 5-10 | 228 | 09/26/74 | 10 | Rice                  | Houston, Texas         |
| 81 | Johnson, Bethel   | WR  | 5-11 | 200 | 02/11/79 | 3  | Texas A&M             | Corsicana, Texas       |
| 77 | Kaczur, Nick      | T   | 6-4  | 319 | 07/28/79 | R  | Toledo                | Brantford, Ontario     |
| 90 | Klecko, Dan       | DL  | 5-11 | 275 | 01/12/81 | 3  | Temple                | Colts Neck, N.J.       |
| 67 | Koppen, Dan       | C   | 6-2  | 296 | 09/12/79 | 3  | Boston College        | Whitehall, Pa.         |
| 72 | Light, Matt       | T   | 6-4  | 305 | 06/23/78 | 5  | Purdue                | Greenville, Ohio       |
| 70 | Mankins, Logan    | OL  | 6-4  | 307 | 03/10/82 | R  | Fresno State          | Catheys Valley, Calif. |
| 55 | McGinest, Willie  | LB  | 6-5  | 270 | 12/11/71 | 12 | Southern California   | Long Beach, Calif.     |
| 8  | Miller, Josh      | P   | 6-4  | 225 | 07/14/70 | 10 | Arizona               | Rockaway, N.Y.         |
| 61 | Neal, Stephen     | G   | 6-4  | 305 | 10/09/76 | 4  | Cal State-Bakersfield | San Diego, Calif.      |
| 35 | Pass, Patrick     | FB  | 5-10 | 217 | 12/31/77 | 6  | Georgia               | Tucker, Ga.            |
| 66 | Paxton, Lonie     | LS  | 6-2  | 260 | 03/13/78 | 6  | Sacramento State      | Corona, Calif.         |
| 38 | Poole, Tyrone     | CB  | 5-8  | 188 | 02/03/72 | 10 | Fort Valley State     | LaGrange, Ga.          |
| 32 | Poteat, Hank      | CB  | 5-10 | 192 | 08/30/77 | 4  | Pittsburgh            | Harrisburg, Pa.        |
| 22 | Samuel, Asante    | CB  | 5-10 | 185 | 01/06/81 | 3  | Central Florida       | Ft. Lauderdale, Fla.   |
| 36 | Sanders, James    | S   | 5-10 | 207 | 11/11/83 | R  | Fresno State          | Porterville, Calif.    |
| 93 | Seymour, Richard  | DL  | 6-6  | 310 | 10/06/79 | 5  | Georgia               | Gadsden, S.C.          |
| 23 | Starks, Duane     | CB  | 5-10 | 174 | 05/23/74 | 8  | Miami (Fla.)          | Miami, Fla.            |
| 24 | Stone, Michael    | S   | 6-0  | 201 | 02/13/78 | 5  | Memphis               | Southfield, Mich.      |
| 4  | Vinatieri, Adam   | K   | 6-0  | 202 | 12/28/72 | 10 | South Dakota State    | Rapid City, S.D.       |
| 50 | Vrabel, Mike      | LB  | 6-4  | 261 | 08/14/75 | 9  | Ohio State            | Akron, Ohio            |
| 94 | Warren, Ty        | DL  | 6-5  | 300 | 02/06/81 | 3  | Texas A&M             | Bryan, Texas           |
| 84 | Watson, Benjamin  | TE  | 6-3  | 253 | 12/18/80 | 2  | Georgia               | Rock Hill, S.C.        |
| 75 | Wilfork, Vince    | DL  | 6-2  | 325 | 11/04/81 | 2  | Miami (Fla.)          | Boynton Beach, Fla.    |
| 26 | Wilson, Eugene    | DB  | 5-10 | 195 | 08/17/80 | 3  | Illinois              | Merrillville, Ind.     |
| 99 | Wright, Mike      | DL  | 6-4  | 295 | 03/01/82 | R  | Cincinnati            | Cincinnati, Ohio       |
| 31 | Zereoue, Amos     | RB  | 5-8  | 205 | 10/08/76 | 7  | West Virginia         | Hempstead, N.Y.        |

## PRACTICE SQUAD

|    |                   |    |      |     |          |   |                 |                            |
|----|-------------------|----|------|-----|----------|---|-----------------|----------------------------|
| 49 | Alexander, Eric   | LB | 6-2  | 240 | 02/08/82 | 2 | Louisiana State | Port Arthur, Texas         |
| 65 | Britt, Wesley     | T  | 6-8  | 314 | 11/21/81 | R | Alabama         | Cullman, Ala.              |
| 13 | Childress, Bam    | WR | 5-10 | 185 | 03/31/82 | R | Ohio State      | Warrensville Heights, Ohio |
| 60 | Krug, Ryan        | G  | 6-4  | 304 | 06/07/82 | R | Connecticut     | Pine Beach, N.J.           |
| 14 | Sam, P.K.         | WR | 6-3  | 210 | 02/26/83 | 2 | Florida State   | Buford, Ga.                |
| 92 | Thomas, Santonio  | DL | 6-4  | 308 | 07/02/81 | R | Miami (Fla.)    | Belle Glade, Fla.          |
| 41 | Ventrone, Raymond | S  | 5-10 | 200 | 10/21/82 | R | Villanova       | Pittsburgh, Pa.            |
| 74 | Yates, Billy      | G  | 6-2  | 305 | 04/15/80 | 2 | Texas A&M       | Fort Worth, Texas          |

## HEAD COACH: BILL BELICHICK

**ASSISTANTS:** Joel Collier, Assistant Secondary; Brian Daboll, Wide Receivers; Ivan Fears, Running Backs; Pepper Johnson, Defensive Line; Eric Mangini, Defensive Coordinator; Pete Mangurian, Tight Ends; Josh McDaniels, Quarterbacks; Harold Nash, Assistant Strength and Conditioning; Matt Patricia, Assistant Offensive Line; Dean Pees, Linebackers; Dante Scarnecchia, Assistant Head Coach/Offensive Line; Brad Seely, Special Teams; Mike Woicik, Strength and Conditioning.



THREE-TIME SUPER BOWL CHAMPIONS





# 2005 NUMERICAL ROSTER

October 24, 2005

| #  | NAME             | POS | HT   | WT  | AGE | YR | COLLEGE               | HOW ACQ.     | P/S/D/I |
|----|------------------|-----|------|-----|-----|----|-----------------------|--------------|---------|
| 2  | Doug Flutie      | QB  | 5-10 | 180 | 43  | 12 | Boston College        | FA (SD)-05   | 0/0/6/0 |
| 4  | Adam Vinatieri   | K   | 6-0  | 202 | 32  | 10 | South Dakota State    | FA-96        | 6/0/0/0 |
| 8  | Josh Miller      | P   | 6-4  | 225 | 35  | 10 | Arizona               | FA (PIT)-04  | 6/0/0/0 |
| 12 | Tom Brady        | QB  | 6-4  | 225 | 28  | 6  | Michigan              | D6b-00       | 6/6/0/0 |
| 16 | Matt Cassel      | QB  | 6-4  | 222 | 23  | R  | Southern California   | D7a-05       | 1/0/0/5 |
| 18 | Andre' Davis     | WR  | 6-1  | 195 | 26  | 4  | Virginia Tech         | TR (CLV)-05  | 0/0/0/0 |
| 21 | Randall Gay      | CB  | 5-11 | 186 | 23  | 2  | Louisiana State       | FA-04        | 3/1/0/3 |
| 22 | Asante Samuel    | CB  | 5-10 | 185 | 24  | 3  | Central Florida       | D4b-03       | 6/6/0/0 |
| 23 | Duane Starks     | CB  | 5-10 | 174 | 31  | 8  | Miami (Fla.)          | TR (ARZ)-05  | 5/4/0/1 |
| 24 | Michael Stone    | S   | 6-0  | 201 | 27  | 5  | Memphis               | FA (STL)-05  | 3/0/0/0 |
| 25 | Arturo Freeman   | S   | 6-0  | 200 | 29  | 6  | South Carolina        | FA (TEN)-05  | 1/0/0/0 |
| 26 | Eugene Wilson    | DB  | 5-10 | 195 | 25  | 3  | Illinois              | D2a-03       | 6/6/0/0 |
| 27 | Ellis Hobbs      | CB  | 5-9  | 188 | 22  | R  | Iowa State            | D3a-05       | 6/0/0/0 |
| 28 | Corey Dillon     | RB  | 6-1  | 225 | 31  | 9  | Washington            | TR (CIN)-04  | 5/5/1/0 |
| 31 | Amos Zereoue     | RB  | 5-8  | 205 | 29  | 7  | West Virginia         | FA-05        | 2/0/1/0 |
| 32 | Hank Poteat      | CB  | 5-10 | 192 | 28  | 4  | Pittsburgh            | FA (CAR)-04  | 0/0/0/0 |
| 33 | Kevin Faulk      | RB  | 5-8  | 202 | 29  | 7  | Louisiana State       | D2-99        | 3/0/0/3 |
| 35 | Patrick Pass     | FB  | 5-10 | 217 | 27  | 6  | Georgia               | D7b-00       | 6/2/0/0 |
| 36 | James Sanders    | S   | 5-10 | 207 | 21  | R  | Fresno State          | D4-05        | 2/1/0/4 |
| 38 | Tyrone Poole     | CB  | 5-8  | 188 | 33  | 10 | Fort Valley State     | UFA (DEN)-03 | 1/1/0/5 |
| 50 | Mike Vrabel      | LB  | 6-4  | 261 | 30  | 9  | Ohio State            | UFA (PIT)-01 | 6/6/0/0 |
| 51 | Don Davis        | LB  | 6-1  | 235 | 32  | 10 | Kansas                | UFA (STL)-03 | 6/0/0/0 |
| 52 | Monty Beisel     | LB  | 6-3  | 238 | 27  | 5  | Kansas State          | UFA (KC)-05  | 6/5/0/0 |
| 53 | Larry Izzo       | LB  | 5-10 | 228 | 31  | 10 | Rice                  | UFA (MIA)-01 | 6/0/0/0 |
| 55 | Willie McGinest  | LB  | 6-5  | 270 | 33  | 12 | Southern California   | D1-94        | 6/5/0/0 |
| 58 | Matt Chatham     | LB  | 6-4  | 250 | 27  | 6  | South Dakota          | CW-00        | 5/0/0/1 |
| 59 | Rosevelt Colvin  | LB  | 6-3  | 250 | 28  | 7  | Purdue                | UFA (CHI)-03 | 6/1/0/0 |
| 61 | Stephen Neal     | G   | 6-4  | 305 | 29  | 4  | Cal State-Bakersfield | FA-01        | 6/6/0/0 |
| 66 | Lonie Paxton     | LS  | 6-2  | 260 | 27  | 6  | Sacramento State      | FA-00        | 6/0/0/0 |
| 67 | Dan Koppen       | C   | 6-2  | 296 | 26  | 3  | Boston College        | D5-03        | 6/6/0/0 |
| 68 | Tom Ashworth     | T   | 6-6  | 305 | 28  | 4  | Colorado              | FA-01        | 6/6/0/0 |
| 70 | Logan Mankins    | OL  | 6-4  | 307 | 23  | R  | Fresno State          | D1-05        | 6/6/0/0 |
| 71 | Russ Hochstein   | G   | 6-4  | 305 | 28  | 5  | Nebraska              | FA-03        | 6/0/0/0 |
| 72 | Matt Light       | T   | 6-4  | 305 | 27  | 5  | Purdue                | D2-01        | 3/3/0/3 |
| 75 | Vince Wilfork    | DL  | 6-2  | 325 | 24  | 2  | Miami (Fla.)          | D1a-04       | 6/6/0/0 |
| 76 | Brandon Gorin    | T   | 6-6  | 308 | 27  | 4  | Purdue                | FA-03        | 2/0/1/3 |
| 77 | Nick Kaczur      | T   | 6-4  | 319 | 26  | R  | Toledo                | D3b-05       | 6/3/0/0 |
| 80 | Troy Brown       | WR  | 5-10 | 196 | 34  | 13 | Marshall              | D8-93        | 5/0/0/1 |
| 81 | Bethel Johnson   | WR  | 5-11 | 200 | 25  | 3  | Texas A&M             | D2b-03       | 4/0/0/2 |
| 82 | Daniel Graham    | TE  | 6-3  | 257 | 25  | 4  | Colorado              | D1-02        | 6/6/0/0 |
| 83 | Deion Branch     | WR  | 5-9  | 193 | 26  | 4  | Louisville            | D2-02        | 6/6/0/0 |
| 84 | Benjamin Watson  | TE  | 6-3  | 253 | 29  | 2  | Georgia               | D1b-04       | 6/4/0/0 |
| 86 | Tim Dwight       | WR  | 5-8  | 180 | 30  | 8  | Iowa                  | FA-05        | 6/0/0/0 |
| 87 | David Givens     | WR  | 6-0  | 215 | 25  | 4  | Notre Dame            | D7b-02       | 6/4/0/0 |
| 88 | Christian Fauria | TE  | 6-4  | 250 | 34  | 11 | Colorado              | UFA (SEA)-02 | 6/3/0/0 |
| 90 | Dan Klecko       | DL  | 5-11 | 275 | 24  | 3  | Temple                | D4a-03       | 5/0/0/1 |
| 91 | Marquise Hill    | DE  | 6-6  | 300 | 23  | 2  | Louisiana State       | D2-04        | 3/0/0/3 |
| 93 | Richard Seymour  | DL  | 6-6  | 310 | 26  | 5  | Georgia               | D1-01        | 4/4/0/2 |
| 94 | Ty Warren        | DL  | 6-5  | 300 | 24  | 3  | Texas A&M             | D1-03        | 6/6/0/0 |
| 95 | Tully Banta-Cain | LB  | 6-2  | 250 | 25  | 3  | California            | D7b-03       | 4/0/0/2 |
| 97 | Jarvis Green     | DL  | 6-3  | 290 | 26  | 4  | Louisiana State       | D4b-02       | 6/3/0/0 |
| 98 | Chad Brown       | LB  | 6-2  | 245 | 35  | 13 | Colorado              | FA (SEA)-05  | 6/5/0/0 |
| 99 | Mike Wright      | DL  | 6-4  | 295 | 23  | R  | Cincinnati            | FA-05        | 5/0/1/0 |

## PHYSICALLY UNABLE TO PERFORM LIST

|    |              |    |     |     |    |    |         |       |         |
|----|--------------|----|-----|-----|----|----|---------|-------|---------|
| 54 | Tedy Bruschi | LB | 6-1 | 247 | 32 | 10 | Arizona | D3-96 | 0/0/0/0 |
|----|--------------|----|-----|-----|----|----|---------|-------|---------|

## RESERVE / INJURED

|    |                 |    |      |     |    |    |                  |             |         |
|----|-----------------|----|------|-----|----|----|------------------|-------------|---------|
| 47 | Ryan Claridge   | LB | 6-2  | 254 | 24 | R  | Nevada-Las Vegas | D5-05       | -/-/-/- |
| 37 | Rodney Harrison | S  | 6-1  | 220 | 32 | 12 | Western Illinois | FA (SD)-03  | 3/3/0/0 |
| 15 | Michael McGrew  | WR | 6-2  | 201 | 23 | R  | Virginia         | FA-05       | -/-/-/- |
| 30 | Chad Scott      | CB | 6-1  | 202 | 31 | 9  | Maryland         | FA (PIT)-05 | 3/0/0/2 |
| 29 | Guss Scott      | S  | 5-10 | 205 | 23 | 2  | Florida          | D3-04       | 5/2/0/1 |

## HEAD COACH: BILL BELICHICK

**ASSISTANTS:** Joel Collier, Assistant Secondary; Brian Daboll, Wide Receivers; Ivan Fears, Running Backs; Pepper Johnson, Defensive Line; Eric Mangini, Defensive Coordinator; Pete Mangurian, Tight Ends; Josh McDaniels, Quarterbacks; Harold Nash, Assistant Strength and Conditioning; Matt Patricia, Assistant Offensive Line; Dean Pees, Linebackers; Dante Scarnecchia, Assistant Head Coach/Offensive Line; Brad Seely, Special Teams; Mike Woicik, Strength and Conditioning.

Ages as of Oct. 30, 2005



THREE-TIME SUPER BOWL CHAMPIONS





# 2005 TRANSACTIONS

## MARCH, 2005

3/4 Duane Starks ..... Acquired via Trade (ARZ)  
 3/7 Pete Mangurian ..... Named Tight Ends Coach  
       Patrick Pass ..... Re-Signed  
 3/8 Stephen Neal ..... Re-Signed  
 3/13 Tim Dwight ..... Signed  
 3/15 Tom Ashworth ..... Re-Signed  
 3/22 Don Davis ..... Re-Signed  
 3/24 Ethan Kelley ..... Re-Signed

## APRIL, 2005

4/5 David Terrell ..... Signed  
 4/14 Monty Beisel ..... Signed  
 4/18 Wesly Mallard ..... Signed  
 4/23 Logan Mankins ..... Drafted  
       Ellis Hobbs ..... Drafted  
       Nick Kaczur ..... Drafted  
 4/24 James Sanders ..... Drafted  
       Ryan Claridge ..... Drafted  
       Matt Cassel ..... Drafted  
       Andy Stokes ..... Drafted  
 4/26 Chad Scott ..... Signed  
 4/29 Doug Flutie ..... Signed  
       DeCori Birmingham, Travis Conway, Kyle Eckel,  
       Robbie Gould, Ryan Krug, Mike Lorenz, Matt Phillips,  
       Andre Torrey, Raymond Ventrone and Mike Wright  
       ..... Signed as rookie free agents  
 4/30 Earl Charles, Michael McGrew, Michael Rogers  
       and Antonio Thomas ..... Signed as rookie free agents  
       Rhett Kopp ..... Signed  
       DeMarco McNeil ..... Signed

## MAY, 2005

5/2 Matt Phillips ..... Released  
 5/4 Keith Traylor ..... Released  
 5/6 Michael Rogers ..... Released  
       Mark Bartosic ..... Released  
 5/10 Chad Brown ..... Signed  
 5/12 Victor Leyva ..... Signed  
 5/18 Otis Smith ..... Signed and placed on Res./Retired  
 5/23 Troy Brown ..... Re-Signed

## JUNE, 2005

6/1 Lance Nimmo ..... Released  
       Chris Redman ..... Released  
 6/6 Antuan Edwards ..... Signed  
 6/9 Ike Charlton ..... Released  
 6/10 Andy Stokes ..... Signed  
 6/15 Travis Conway ..... Released  
       Mike Lorenz ..... Released  
 6/28 Bryan Anderson ..... Signed  
       Chad Morton ..... Signed  
       Matt Cassel ..... Signed  
       Ryan Claridge ..... Signed

## JULY, 2005

7/15 Scott Pioli ..... Signed to a contract extension  
 7/20 Nick Kaczur ..... Signed  
       James Sanders ..... Signed  
 7/22 Ellis Hobbs ..... Signed  
       DeCori Birmingham ..... Released  
 7/23 Earl Charles ..... Released  
 7/24 Bam Childress ..... Signed  
       DeMarco McNeil ..... Released  
 7/25 Logan Mankins ..... Signed  
 7/27 Michael McGrew ..... Released  
 7/28 Ted Johnson ..... Retired  
       Rich Musinski ..... Signed  
       Bryan Anderson, Tedy Bruschi, Tim Dwight,  
       Chad Morton and Bethel Johnson  
       ..... Placed on PUP list  
       Ethan Kelley ..... Placed on NFI list  
 7/29 Eugene Baker ..... Signed  
       Bryan Anderson ..... Released  
 7/31 Jason Anderson ..... Signed

## AUGUST, 2005

8/1 Tim Dwight ..... Activated from PUP list  
       Ethan Kelley ..... Released  
       Jake Schifino ..... Released  
 8/2 Mario Monds ..... Signed  
 8/3 Tom Sverchek ..... Signed  
       Rich Musinski ..... Released  
 8/5 Ricky Bryant ..... Released  
 8/8 Matt Brandt ..... Signed  
       Andy Stokes ..... Released  
 8/9 Matt Brandt ..... Released  
 8/14 Mario Monds ..... Released  
 8/15 Ifo Pili ..... Signed  
       Ryan Claridge ..... Placed on Reserve / Injured  
 8/21 Rhett Kopp ..... Released  
 8/22 Andre' Davis ..... Acquired via Trade (CLV)  
 8/24 Eugene Baker ..... Released  
 8/25 Antuan Edwards ..... Released  
 8/29 Rohan Davey, Cedric Cobbs  
       and Dexter Reid ..... Released  
 8/30 Jason Anderson, Robbie Gould, Ryan Krug,  
       Chad Morton, Ifo Pili, Hank Poteat  
       and Antonio Thomas ..... Released  
       Bethel Johnson ..... Activated from PUP list  
       Michael McGrew ..... Placed on Reserve / Injured

## SEPTEMBER, 2005

9/3 Eric Alexander, Rodney Bailey, Kory Chapman, Bam  
       Childress, Kyle Eckel, Joel Jacobs, Victor Leyva, Gene  
       Mruczkowski, Jeff Roehl, P.K. Sam, Grant Steen, Tom  
       Sverchek, David Terrell, Andre Torrey, Raymond  
       Ventrone, Jed Weaver and Billy Yates  
       ..... Released  
 9/4 Eric Alexander, Kory Chapman, Bam Childress, Ryan Krug,  
       Jared Newberry, Raymond Ventrone and Billy Yates  
       ..... Signed to the Practice Squad  
 9/5 Wesley Britt ..... Signed to the Practice Squad  
 9/7 Andre Torrey ..... Signed to the Practice Squad  
       Raymond Ventrone ..... Released from Practice Squad  
 9/8 P.K. Sam ..... Signed to the Practice Squad  
       Ryan Krug ..... Released from Practice Squad  
 9/9 Raymond Ventrone ..... Signed to the Practice Squad  
       Andre Torrey ..... Released from Practice Squad  
 9/21 Antonio Thomas ..... Signed to the Practice Squad  
 9/27 Rodney Harrison ..... Placed on Reserve / Injured  
       Wesly Mallard ..... Released  
 9/28 Gene Mruczkowski, Michael Stone  
       and Amos Zereoue ..... Signed  
       Andre' Davis ..... Released  
       Ryan Krug ..... Signed to the Practice Squad  
       Jared Newberry ..... Released from Practice Squad

## OCTOBER, 2005

10/8 Eric Alexander ..... Signed to the active roster  
       Gene Mruczkowski ..... Released  
 10/11 Eric Alexander ..... Released  
 10/12 Arturo Freeman ..... Signed  
       Wesly Mallard ..... Signed  
       Chad Scott ..... Placed on Reserve / Injured  
       Eric Alexander ..... Signed to the Practice Squad  
 10/19 Andre Davis ..... Signed  
       Hank Poteat ..... Signed  
       Guss Scott ..... Placed on Reserve / Injured  
       Wesly Mallard ..... Released



THREE-TIME SUPER BOWL CHAMPIONS





# PATRIOTS IN CONTEXT

## THREE NFL TITLES OVER A FOUR-YEAR SPAN

| Team                        | Era                 | Champ. Seasons          |
|-----------------------------|---------------------|-------------------------|
| <b>New England Patriots</b> | <b>2001-Present</b> | <b>2001, 2003, 2004</b> |
| Dallas Cowboys              | 1992-1995           | 1992, 1993, 1995        |
| Green Bay Packers           | 1965-1967           | 1965, 1966, 1967        |
| Chicago Bears               | 1940-1943           | 1940, 1941, 1943        |
| Green Bay Packers           | 1929-1931           | 1929, 1930, 1931        |

**NOTE:** NFL Champions have been determined as follows – First-place team in the final standings (1920-32); Winner of the NFL championship game (1933-65); Winner of the Super Bowl (1966-present).

## BACK-TO-BACK SUPER BOWL CHAMPIONS

| Team | Seasons   | Championship Game Results   |
|------|-----------|---|
| NE   | 2003-2004 | Def. Carolina in Super Bowl XXXVIII, 32-29<br>Def. Philadelphia in Super Bowl XXXIX, 24-21<br>Def. Green Bay in Super Bowl XXXII, 31-24 |
| DEN  | 1997-1998 | Def. Atlanta in Super Bowl XXXIII, 34-19<br>Def. Buffalo in Super Bowl XXVII, 52-17   |
| DAL  | 1992-1993 | Def. Buffalo in Super Bowl XXVII, 30-13<br>Def. Cincinnati in Super Bowl XXIII, 20-16   |
| SF   | 1988-1989 | Def. Denver in Super Bowl XXIV, 55-10<br>Def. Dallas in Super Bowl XIII, 35-31  |
| PIT  | 1978-1979 | Def. L.A. Rams in Super Bowl XIV, 31-19<br>Def. Minnesota in Super Bowl IX, 16-6  |
| PIT  | 1974-1975 | Def. Dallas in Super Bowl X, 21-17<br>Def. Washington in Super Bowl VII, 14-7   |
| MIA  | 1972-1973 | Def. Minnesota in Super Bowl VIII, 24-7<br>Def. Kansas City in Super Bowl I, 35-10  |
| GB   | 1966-1967 | Def. Oakland in Super Bowl II, 33-14  |

**NOTE:** There were eight back-to-back NFL champions in the pre-Super Bowl Era (1920-1965). In addition to those eight occurrences, Green Bay won three titles in a row from 1929-1931 and also won three consecutive titles from 1965-1967 (including the 1965 NFL championship game and the first two Super Bowls in 1966 and 1967). No team has won three consecutive Super Bowls.

## ALL-TIME SUPER BOWL VICTORIES

| Team                              | Titles   | Championship Seasons         |
|-----------------------------------|----------|------------------------------|
| Dallas Cowboys.....               | 5        | 1971, 1977, 1992, 1993, 1995 |
| San Francisco 49ers .....         | 5        | 1981, 1984, 1988, 1989, 1994 |
| Pittsburgh Steelers .....         | 4        | 1974, 1975, 1978, 1979       |
| <b>New England Patriots .....</b> | <b>3</b> | <b>2001, 2003, 2004</b>      |
| Green Bay Packers .....           | 3        | 1966, 1967, 1996             |
| Washington Redskins .....         | 3        | 1982, 1987, 1991             |
| Oakland/L.A. Raiders.....         | 3        | 1976, 1980, 1983             |
| Denver Broncos .....              | 2        | 1997, 1998                   |
| New York Giants .....             | 2        | 1986, 1990                   |
| Miami Dolphins .....              | 2        | 1972, 1973                   |

**NOTE:** Teams are sorted by most recent championship season

## PRO FOOTBALL'S LONGEST WINNING STREAKS

Includes postseason games

| Wins           | Team                             | Years               | League     |
|----------------|----------------------------------|---------------------|------------|
| <b>21.....</b> | <b>New England Patriots.....</b> | <b>2003-04.....</b> | <b>NFL</b> |
| 18.....        | Denver Broncos.....              | 1997-98 .....       | NFL        |
| 18.....        | San Francisco 49ers.....         | 1989-90 .....       | NFL        |
| 18.....        | Miami Dolphins .....             | 1972-73 .....       | NFL        |
| 18.....        | Cleveland Browns .....           | 1947-48 .....       | AAFC       |
| 18.....        | Chicago Bears .....              | 1941-42 .....       | NFL        |
| 18.....        | Chicago Bears .....              | 1933-34 .....       | NFL        |
| 17.....        | Oakland Raiders .....            | 1976-77 .....       | NFL        |

Includes teams from the NFL (1920-Present), All American Football Conference (1946-49) and American Football League (1960-69).

## NFL'S ALL-TIME BEST SINGLE-SEASON RECORDS

(Regular-season and postseason only)

| Year        | Team            | Total       | Reg         | Post       |
|-------------|-----------------|-------------|-------------|------------|
| 1985        | Bears           | 18-1        | 15-1        | 3-0        |
| 1984        | 49ers           | 18-1        | 15-1        | 3-0        |
| 1972        | Dolphins        | 17-0        | 14-0        | 3-0        |
| <b>2004</b> | <b>Patriots</b> | <b>17-2</b> | <b>14-2</b> | <b>3-0</b> |
| <b>2003</b> | <b>Patriots</b> | <b>17-2</b> | <b>14-2</b> | <b>3-0</b> |
| 1998        | Broncos         | 17-2        | 14-2        | 3-0        |
| 1991        | Redskins        | 17-2        | 14-2        | 3-0        |
| 1989        | 49ers           | 17-2        | 14-2        | 3-0        |
| 1986        | Giants          | 17-2        | 14-2        | 3-0        |
| 1978        | Steelers        | 17-2        | 14-2        | 3-0        |

## CLOSEST SUPER BOWL GAMES

| Season      | Game           | Winner      | Loser             | Score        | Margin   |
|-------------|----------------|-------------|-------------------|--------------|----------|
| 1990        | XXV            | NYG         | BUF               | 20-19        | 1        |
| <b>2004</b> | <b>XXXIX</b>   | <b>NE</b>   | <b>PHI</b>        | <b>24-21</b> | <b>3</b> |
| <b>2003</b> | <b>XXXVIII</b> | <b>NE</b>   | <b>CAR</b>        | <b>32-29</b> | <b>3</b> |
| <b>2001</b> | <b>XXXVI</b>   | <b>NE</b>   | <b>STL (Rams)</b> | <b>20-17</b> | <b>3</b> |
| 1970        | V              | BAL (Colts) | DAL               | 16-13        | 3        |
| 1988        | XXIII          | SF          | CIN               | 20-16        | 4        |
| 1978        | XIII           | PIT         | DAL               | 35-31        | 4        |
| 1975        | X              | PIT         | DAL               | 21-17        | 4        |

## MOST VICTORIES IN A TWO-YEAR SPAN

Including regular-season and playoff games

| Team      | Wins      | Seasons          | Year 1      | Year 2      | Record      | Pct.        |
|-----------|-----------|------------------|-------------|-------------|-------------|-------------|
| <b>NE</b> | <b>34</b> | <b>2003-2004</b> | <b>17-2</b> | <b>17-2</b> | <b>34-4</b> | <b>.895</b> |
| DEN       | 33        | 1997-1998        | 16-4        | 17-2        | 33-6        | .846        |
| MIA       | 32        | 1972-1973        | 17-0        | 15-2        | 32-2        | .941        |
| CHI       | 32        | 1985-1986        | 18-1        | 14-3        | 32-4        | .889        |
| SF        | 32        | 1989-1990        | 17-2        | 15-3        | 32-5        | .865        |
| PIT       | 32        | 1978-1979        | 17-2        | 15-4        | 32-6        | .842        |

## ALL-TIME NFL POSTSEASON STANDINGS

(Minimum 10 Postseason Games, Since 1920)

| Team                              | W              | L              | Pct.        |
|-----------------------------------|----------------|----------------|-------------|
| Green Bay Packers .....           | 24.....        | 14.....        | .632        |
| <b>New England Patriots .....</b> | <b>16.....</b> | <b>10.....</b> | <b>.615</b> |
| San Francisco 49ers .....         | 25.....        | 17.....        | .595        |
| Washington Redskins.....          | 22.....        | 15.....        | .595        |
| Dallas Cowboys.....               | 32.....        | 22.....        | .593        |

## NFL'S LONGEST POSTSEASON WINNING STREAKS

| Team                              | Consec. Wins   | Seasons              |
|-----------------------------------|----------------|----------------------|
| <b>New England Patriots .....</b> | <b>9 .....</b> | <b>2001, 2003-04</b> |
| Green Bay Packers .....           | 9 .....        | 1961-62, 1965-67     |
| Denver Broncos.....               | 7 .....        | 1997-98              |
| Dallas Cowboys.....               | 7 .....        | 1992-94              |
| San Francisco 49ers .....         | 7 .....        | 1988-90              |
| Pittsburgh Steelers .....         | 7 .....        | 1974-76              |

## ALL-TIME SUPER BOWL APPEARANCES

(Since 1966)

| Team                              | Conference     | No.      |
|-----------------------------------|----------------|----------|
| Dallas Cowboys.....               | N .....        | 8        |
| Denver Broncos.....               | A .....        | 6        |
| <b>New England Patriots .....</b> | <b>A .....</b> | <b>5</b> |
| Miami Dolphins .....              | A .....        | 5        |
| Pittsburgh Steelers .....         | A .....        | 5        |
| Oakland/L.A. Raiders .....        | A .....        | 5        |
| San Francisco 49ers .....         | N .....        | 5        |
| Washington Redskins.....          | N .....        | 5        |

## SUPER BOWL APPEARANCES IN LAST 20 YRS

(Since 1985)

| Team                              | Conference     | No.      |
|-----------------------------------|----------------|----------|
| <b>New England Patriots .....</b> | <b>A .....</b> | <b>5</b> |
| Denver Broncos.....               | A .....        | 5        |
| Buffalo Bills.....                | A .....        | 4        |
| Dallas Cowboys.....               | N .....        | 3        |
| New York Giants .....             | N .....        | 3        |
| San Francisco 49ers .....         | N .....        | 3        |

## SUPER BOWL APPEARANCES IN LAST 10 YRS

(Since 1995)

| Team                              | Conference     | No.      |
|-----------------------------------|----------------|----------|
| <b>New England Patriots .....</b> | <b>A .....</b> | <b>4</b> |
| Denver Broncos.....               | A .....        | 2        |
| Green Bay Packers .....           | N .....        | 2        |
| St. Louis Rams .....              | N .....        | 2        |



THREE-TIME SUPER BOWL CHAMPIONS





# INSIDE THE NUMBERS

## OFFENSIVE PERFORMANCES

**377.8**

The average number of yards of total offense per game that the Patriots have accumulated in 2005. New England's total offense ranks third among all NFL teams.

**372.8**

The Patriots franchise record for average yards of total offense over a full season, established in 1978.

**1**

The rank of the Patriots' passing offense among all AFC teams. New England is averaging 295.5 passing yards per game.

**4**

The number of times in six games this season that the Patriots have gained 299 or more net passing yards.

**5.8**

The average number of yards per play gained by the Patriots this season, ranking first in the AFC and second in the NFL.

## TOM TERRIFIC

**4,856**

The number of yards that Tom Brady is on pace to throw for this season.

**2**

The rank Brady would achieve on the NFL's all-time single season passing yardage list if he keeps up his current pace. Dan Marino holds the NFL record with 5,084 yards in 1984, and Kurt Warner ranks second with 4,830 yards in 2001.

**4,555**

The Patriots record for passing yardage in a season, set by Drew Bledsoe in 1994.

**3,764**

Brady's career high for passing yardage in a season, set in 2002.

## CONSECUTIVE STREAKS

**150**

Consecutive games in which Adam Vinatieri has played, the third longest streak in team history, behind only Raymond Clayborn (161) and Gino Cappelletti (152). Vinatieri has not missed a game in his 10-year career.

**68**

Consecutive games in which Tom Brady has started at quarterback, the longest consecutive starts streak on the team.

**37**

Consecutive games in which Dan Koppen has started at center, the second longest starting streak on the team.

**30**

Consecutive games in which Willie McGinest has started at outside linebacker, the longest consecutive starts streak on the Patriots defense.

**34**

Consecutive games played in which Deion Branch has recorded at least one reception.

**25**

Consecutive victories when producing a positive turnover differential.

**7**

Consecutive overtime wins (8 games including playoffs).

**249**

Consecutive Patriots games televised locally, including preseason, regular-season and postseason games.

**119**

Consecutive sellouts in Foxborough, including preseason, regular-season and postseason games.

**NOTE: All of the above streaks include regular-season games only, unless noted.**

## BEAST OF THE EAST

**20-6**

The Patriots record against the AFC East since 2001, the best divisional record among AFC East teams over that span.

**6**

The number of games the Patriots played this season before opening divisional play, setting a franchise record.

**6**

The number of their final 10 games that the Patriots will play against AFC East opponents.

**8/9**

The Patriots have won eight of their last nine games against the Buffalo Bills, with their only loss over that span coming in the 2003 season opener.

## THE KRAFT ERA

**87-36**

The Patriots' record at home since 1994, including preseason, regular-season and postseason games.

**25-4**

The Patriots' record at Gillette Stadium, including regular-season and postseason games (.862 win pct).

**130-72**

The Patriots' record in preseason, regular-season and postseason games since 1996 (.644 win pct).

**94-56**

The Patriots' regular-season record since 1996 (.627 win pct).

**12-3**

The Patriots' postseason record since 1996 (.800 win pct).

## THE BELICHICK ERA

**65-30**

Bill Belichick's overall record as head coach of the Patriots, including the regular season and the playoffs.

**33-1**

Belichick's record with New England when his team scores 25 points or more.

**50-3**

Belichick's record with New England when his team scores 21 points or more.

## 2005 MILESTONES

**3**

The number of yards needed by Troy Brown to pass Irving Fryar (5,726 yards) for second place on the Patriots' all-time receiving yardage list. Brown enters this week's game with 5,724 career receiving yards.

**30**

The number of points needed by kicker Adam Vinatieri to become the Patriots' all-time leading scorer. His current career total is 1,100 points. Gino Cappelletti (1960-70) holds the franchise record with 1,130 points.

**5.5**

The number of sacks needed by Willie McGinest (74.5 sacks) to pass Julius Adams (79.5 sacks) for second place on the team's all-time sacks list.

**45**

The number of receptions Kevin Faulk needs to pass Tony Collins (261) for the most receptions by a running back in Patriots history.

**65**

The number of receiving yards needed by Faulk to reach 2,000 for his career. He could become just the third running back in Patriots history to achieve the milestone (Larry Garrison, 2,502 and Tony Collins, 2,356).



THREE-TIME SUPER BOWL CHAMPIONS

