



Gillette Stadium ★ One Patriot Place ★ Foxborough, MA 02035 ★ 508.384.9105 ★ Fax: 508.543.9053 ★ www.patriots.com ★ http://media.patriots.com

PATRIOTS, COLTS TO RENEW RIVALRY ON MONDAY NIGHT

MEDIA SCHEDULE

TUESDAY, NOVEMBER 1

Players Off – No Media Availability

WEDNESDAY, NOVEMBER 2

10:45 – 11:10 a.m. Coach Belichick Press Conf.
(in Media Workroom)

11:10 – 11:55 a.m. Open Locker Room

11:40 – 11:55 a.m. Tom Brady Media Availability

TBA Colts Conference Calls

Approx. 12:30 p.m. Media Availability at Practice

THURSDAY, NOVEMBER 3

10:45 – 11:10 a.m. Coach Belichick Press Conf.
(in Media Workroom)

11:10 – 11:55 a.m. Open Locker Room

Approx. 12:30 p.m. Media Availability at Practice

FRIDAY, NOVEMBER 4

10:30 – 11:00 a.m. Coach Belichick Press Conf.
(in Media Workroom)

11:00 – 11:45 a.m. Open Locker Room

Approx. 12:00 p.m. Media Availability at Practice

SATURDAY, NOV. 5 and SUNDAY, NOV. 6

No Media Availability

MONDAY, NOVEMBER 7

9:00 p.m. Patriots vs. Indianapolis Colts

2005 PATRIOTS SCHEDULE

Thurs., Sept. 8	Oakland	W	30-20
Sun., Sept. 18	at Carolina	L	17-27
Sun., Sept. 25	at Pittsburgh	W	23-20
Sun., Oct. 2	San Diego	L	17-41
Sun., Oct. 9	at Atlanta	W	31-28
Sun., Oct. 16	at Denver	L	20-28
Sun., Oct. 23	BYE WEEK		
Sun., Oct. 30	Buffalo	W	21-16
Mon., Nov. 7	Indianapolis	9:00	ABC
Sun., Nov. 13	at Miami	1:00	CBS
Sun., Nov. 20	New Orleans	1:00	Fox
Sun., Nov. 27	at Kansas City	1:00	CBS
Sun., Dec. 4	N.Y. Jets	4:15	CBS
Sun., Dec. 11	at Buffalo	1:00	CBS
Sat., Dec. 17	Tampa Bay	1:30	Fox
Mon., Dec. 26	at N.Y. Jets	9:00	ABC
Sun., Jan. 1	Miami	1:00	CBS

AFC EAST STANDINGS

Teams	W	L	T	Pct.	PF	PA
NEW ENGLAND	4	3	0	.571	159	180
Miami Dolphins	3	4	0	.429	136	134
Buffalo Bills	3	5	0	.375	128	159
New York Jets	2	5	0	.286	82	139

NEW ENGLAND PATRIOTS (4-3) vs. INDIANAPOLIS COLTS (7-0)

Monday, November 7, 2005 ★ Gillette Stadium (68,756) ★ 9:00 p.m. EST

With *Monday Night Football* coming to Foxborough for the first time since the grand opening of Gillette Stadium in 2002, the Patriots will face their toughest test of the season when they host the undefeated Indianapolis Colts.

SOLID DOWN THE STRETCH

Over the last four seasons, the Patriots have stepped things up a notch as the calendar has flipped to November. Since 2001, New England has done a remarkable job of finishing the season strong, compiling a 39-5 (.886) record after Nov. 1, including playoff games. In fact, since the 2003 season, the Patriots are 22-1 (.957) in games played in November or later, and New England has won 23 of its last 24 games post-Nov. 1. Their record in such games the best in the NFL since 2001.

PATRIOTS BEFORE AND AFTER NOVEMBER 1, SINCE 2001

Season	Pre-11/1	Post-11/1	Totals
2001	3-4	11-1	14-5*
2002	3-4	6-3	9-7
2003	6-2	11-0	17-2*
2004	6-1	11-1	17-2*
2005	4-3	0-0	4-3
Totals	22-14 (.611)	39-5 (.886)	61-19

*Includes Playoffs

NFL'S BEST RECORDS AFTER NOVEMBER 1, SINCE 2001

Team	W	L	T	Pct.
New England	39	5	0	.886
Philadelphia	35	12	0	.745
Pittsburgh	30	12	1	.709
Green Bay	29	14	0	.674

BROADCAST INFORMATION

TELEVISION: This week's game will be broadcast to a national audience by ABC and can be seen in Boston on WCVB Channel 5. **Al Michaels** will handle play-by-play duties and will be joined by analyst **John Madden**. Reporter **Sam Ryan** will provide updates from the sidelines throughout the game.

RADIO: WBCN 104.1 FM is the flagship station for the Patriots Rock Radio Network. A complete listing of the network's 36 stations can be found in this press release. Play-by-play broadcaster **Gil Santos** is in his 29th season as the voice of the Patriots and will call the action along with Patriots Hall of Famer **Gino Cappelletti**. Santos and Cappelletti are celebrating their 22nd season as a broadcast tandem.

NATIONAL RADIO: The game will be broadcast nationally by CBS Radio. Play-by-play man **Marv Albert** will be joined in the booth by **Boomer Esiason**, and **John Dockery** will report from the sidelines. **Jim Gray** will host the pregame and halftime shows.

PATRIOTS MEDIA WEB SITE

The Patriots' media-only Web site, located at <http://media.patriots.com>, will be updated for registered users throughout the season with all the latest media information, schedules, rosters and press releases. In addition to up-to-date information, the site's archives allow access to all of the Patriots media materials dating back to the 2002 season. The site also serves as the team's primary credentialing system.

MEDIA RELATIONS CONTACTS

Stacey James Exec. Director of Media Relations staceyj@patriots.com .. 508-384-9105
Casey O'Connell ... Asst. Director of Media Relations caseyo@patriots.com .. 508-384-9111
Michelle Murphy .. Media Relations Coordinator michelle@patriots.com .. 508-384-9119
Jared Puffer Media Relations Assistant jaredp@patriots.com .. 508-384-9195



THREE-TIME SUPER BOWL CHAMPIONS







PATRIOTS VS. COLTS

SERIES HISTORY

The Patriots and Colts will meet for the 68th time as the former AFC East rivals square off for the fifth time since November, 2003. The teams have produced a strong recent rivalry, having faced each other in the playoffs each of the last two years and having played in close, entertaining games in each of the last two regular seasons. But a rivalry between the teams is nothing new. The Patriots and the Baltimore/Indianapolis Colts played twice each year from 1970 to 2001 as members of the AFC East, with the exception of the 1982 strike season. New England has had more success against the Colts than any other team in the NFL, with the Patriots' .642 winning percentage ranking as their highest against any team they have played more than 10 times. New England is 17-4 against Indianapolis since 1993, and has won 14 of the series' last 16 games, including the last six in a row dating back to the 2000 season. The games have tended



to be high-scoring affairs, as the Patriots have scored 20 or more points against the Colts in 15 of their last 16 meetings and have scored 38 or more points in three of the last six clashes. **A complete listing of all games in the Patriots-Colts series can be found on page 362 of the 2005 Patriots Media Guide.**

SERIES TRENDS

Overall Record (including 2-0 in playoffs)	43-24
Overall at Home	24-10
in Foxborough.....	24-9
at Gillette Stadium.....	3-0
in Boston.....	0-1
Overall on Road	19-14
in Indianapolis.....	13-6
in Baltimore.....	6-8
Total Points.....	Patriots 1,568, Colts 1,188
Largest Victory.....	39 points (10/06/74)
Largest Defeat.....	-31 points (11/26/72)
Highest Combined Point Total.....	72 points (11/30/03)
Lowest Combined Point Total.....	6 points (12/06/92)
Longest Winning Streak.....	7 (1996-99)
Longest Losing Streak.....	3 (1970-1971)
Seasonal Sweeps of 2 or more wins.....	Patriots 15, Colts 5
Current Streak.....	Patriots: 6 consecutive wins; 17-4 since 1993

TALE OF THE TAPE

2005 Regular Season	New England	Indianapolis
Record	4-3	7-0
Divisional Standing	1st	1st
Total Yards Gained	2,540	2,476
Total Offense (Rank)	362.9 (5)	353.7 (9)
Rush Offense	83.9 (28)	134.9 (5)
Pass Offense	279.0 (2)	218.9 (16)
Points Per Game	22.7	27.0
Total Yards Allowed	2,514	1,945
Total Defense	359.1 (26)	277.9 (4)
Rush Defense	128.4 (24)	108.6 (14)
Pass Defense	230.7 (24)	169.3 (7)
Points Allowed/Game	25.7	11.0
Possession Avg.	28:33	30:03
Sacks Allowed/Yards Lost	10/82	5/19
Sacks Made/Yards	13/91	26/173
Interceptions By	2	12
Penalties Against/Yards	59/507	36/245
Punts/Avg.	40/45.6	22/43.1
Turnover Differential	-6	+8

PATRIOTS - COLTS QUICK HITS

- **Patriots Head Coach Bill Belichick** is 7-1 against the Colts as the head man in New England and is 9-3 against Indianapolis as a head coach overall.
- **Patriots QB Tom Brady** is 6-0 against the Colts and owns a completion percentage of 67 percent in his six games against Indianapolis.
- **Patriots K Adam Vinatieri** is 32-33 in his career against the Colts for an accuracy rate of 97 percent.
- **Patriots LB Willie McGinest** has recorded 10.5 sacks in 18 career regular season and playoff games against Indianapolis.
- The Patriots have won nine straight home games against Indianapolis and have not lost a game to the Colts in Foxborough since a 24-10 loss on Nov. 19, 1995.
- The Patriots and Colts have combined for more than 50 total points in each of their last five regular-season meetings.
- The Colts are the only team that the Patriots have played in consecutive seasons in both the regular season and the playoffs. New England and Indianapolis have had such meetings in 2003 and 2004.

PASSING PERFORMANCES

Tom Brady and Peyton Manning will lead their offensive teams against each other for the seventh time. Brady has compiled a 6-0 record against the Colts, helping the team put up an average of 31.8 points per game in games he has started against Indianapolis. Brady's first NFL start came against Indianapolis in a 44-13 win on Sept. 30, 2001. Brady recorded the highest passer rating of his career (148.3) against the Colts on Oct. 21, 2001. The Patriots defense has had past success against Peyton Manning and the Colts offense, leading New England to wins in 10 of the 12 games Manning has started against the Patriots.

Tom Brady vs. Indianapolis (6-0)

Date	A	C	Yd	%	TD	I	Rating	W/L	Score
09/30/01	23	13	168	.565	0	0	79.6	W	44-13
10/21/01	20	16	202	.800	3	0	148.3	W	38-17
11/30/03	35	26	236	.743	2	2	87.3	W	38-30
01/18/04*	37	22	237	.595	1	1	76.1	W	24-14
09/09/04	38	26	335	.684	3	1	111.2	W	27-24
01/16/05*	27	18	144	.667	1	0	92.2	W	20-3
Totals	180	121	1322	.672	10	4	98.0	6-0	

Peyton Manning vs. New England (2-10)

Date	A	C	Yd	%	TD	I	Rating	W/L	Score
09/13/98	33	21	188	.636	1	3	51.1	L	6-29
11/01/98	52	30	278	.577	2	2	69.5	L	16-21
09/19/99	30	18	223	.600	3	2	88.6	L	28-31
12/12/99	27	15	186	.555	2	0	101.8	W	20-15
10/08/00	54	31	334	.574	1	3	58.7	L	16-24
10/22/00	20	16	268	.800	3	0	158.3	W	30-23
09/30/01	34	20	196	.588	1	3	48.2	L	13-44
10/21/01	34	22	335	.647	1	0	106.9	L	17-38
11/30/03	49	28	278	.571	4	1	92.0	L	30-38
01/18/04*	47	23	237	.489	1	4	35.5	L	14-24
09/09/04	29	16	256	.552	2	1	93.5	L	24-27
01/16/05*	42	27	238	.643	0	1	69.3	L	3-20
Totals	451	267	3017	.592	21	20	76.3	2-10	

*-Playoffs

PATRIOTS ON MONDAY NIGHT FOOTBALL

New England will host a Monday night game in Foxborough for the first time since the 2002 season opener, when they defeated the Pittsburgh Steelers, 30-14, in the grand opening of Gillette Stadium. The Patriots have played four straight Monday night games on the road prior to this week's game. New England has won four of its last six games on Monday Night Football dating back to 2000, and holds an all-time record of 11-20 on Monday nights. The Patriots will play the Colts on a Monday night for the first time since Nov. 6, 1972, when they lost to the Baltimore Colts 24-17 at Schaefer Stadium. That game was New England's first appearance on *Monday Night Football*, and the broadcast team of Frank Gifford, Howard Cosell and Don Meredith called the game from Schaefer Stadium.



THREE-TIME SUPER BOWL CHAMPIONS





PATRIOTS VS. COLTS

THE LAST TIME: 2004 DIVISIONAL PLAYOFFS

PATRIOTS 20, COLTS 3

January 16, 2005 ★ Gillette Stadium (Att: 68,756)

The Patriots defeated the Colts in the playoffs for the second consecutive season, using one of the best defensive performances in recent playoff history to hold the NFL's top scoring offense (32.7 points per game) to just three points. New England's defense was solid, allowing Pro Bowl running back Edgerrin James to gain just 39 yards on the day. The Patriots did not allow a touchdown by league MVP Peyton Manning, who set the NFL record with 49 touchdown passes in the regular season. The Patriots won the turnover battle, forcing three Indianapolis turnovers.

On the offensive side, the Patriots' running game enjoyed success against Indy's defense, allowing New England to control the ball for 37:43 and keep Indy's dangerous offense in a place where it could not be effective – on the sideline. The first playoff performance of Corey Dillon's career was a stellar one, as he rushed for 144 yards on 23 carries as part of a 210-yard rushing performance by the team. Tom Brady was on top of his game despite the snow, rushing for a touchdown and connecting with David Givens for another. New England's offense engineered three long drives that were the keys to the game. The three drives – a 9:07 march in the first half and drives of 8:16 and 7:24 in the second half – totaled 24:47 of clock time, netted 17 points and kept the dangerous Colts offense off the field.

The Patriots took a 6-3 lead into halftime, then embarked on a third-quarter drive that ate up over eight minutes and culminated in a 5-yard Brady to Givens touchdown connection, giving the Patriots a 13-3 lead. New England's first possession of the fourth quarter was another lengthy one, taking seven minutes off the clock and ending with a 1-yard touchdown scamper for Brady and a 20-3 Patriots lead. The defense forced turnovers on Indy's last two possessions to secure the victory and a berth in the AFC Championship Game.

RECENT PATRIOTS-COLTS GAMES

The Patriots have enjoyed recent success against Indianapolis, having won 17 of the last 21 games between the clubs. New England has won six consecutive games against Indianapolis, and has won 14 of the last 16 tilts. The Patriots are 16-4 against the Colts since Robert Kraft bought the Patriots in 1994.

Last 21 Games: New England 17, Indianapolis 4

Date	Result	Score	H/A	Stadium
01/16/05*	W	20-3	H	Gillette Stadium
09/09/04	W	27-24	H	Gillette Stadium
01/18/04*	W	24-14	H	Gillette Stadium
11/30/03	W	38-34	A	RCA Dome
10/21/01	W	38-17	A	RCA Dome
09/30/01	W	44-13	H	Foxboro Stadium
10/22/00	L	23-30	A	RCA Dome
10/08/00	W	24-16	H	Foxboro Stadium
12/12/99	L	15-20	A	RCA Dome
09/19/99	W	31-28	H	Foxboro Stadium
11/01/98	W	21-16	A	RCA Dome
09/13/98	W	29-6	H	Foxboro Stadium
11/30/97	W	20-17	H	Foxboro Stadium
09/07/97	W	31-6	A	RCA Dome
11/24/96	W	27-13	H	Foxboro Stadium
10/20/96	W	27-9	A	RCA Dome
12/23/95	L	7-10	A	RCA Dome
11/19/95	L	10-24	H	Foxboro Stadium
12/11/94	W	28-13	H	Foxboro Stadium
11/27/94	W	12-10	A	RCA Dome
12/26/93	W	38-0	H	Foxboro Stadium

*-Playoffs

CONNECTIONS

- Patriots head coach **Bill Belichick** began his NFL coaching career as a special assistant for the Baltimore Colts in 1975 under head coach Ted Marchibroda.
- Patriots assistant head coach/offensive line coach **Dante Scarnecchia** was the offensive line coach for the Colts from 1989-90. Outside of those two seasons, Scarnecchia has been on the Patriots sidelines for each year since 1982.
- Patriots special teams coach **Brad Seely** got his first NFL coaching job as the special teams and tight ends coach of the Colts. He spent five years with the organization.
- Patriots quarterback **Tom Brady** made his first NFL start against the Colts and completed 13 of 23 passes for 168 yards in a 44-13 victory on Sept. 30, 2001.
- Patriots linebacker **Rosevelt Colvin** grew up in Indianapolis and attended Broad Ripple High School in the city. He went on to attend Purdue University, where he was a three-year starter.
- Patriots tackle **Brandon Gorin** was born on July 17, 1978, in Muncie, Ind., and earned first-team all-state honors as a defensive tackle at Southside High in Muncie. Gorin was a three-year starter at right tackle for the Purdue Boilermakers.
- Patriots tackle **Matt Light** earned four letters at Purdue University (1996, 1998-2000), earning All-Big Ten conference first-team honors in 2000.
- Patriots defensive back **Eugene Wilson** was born on Aug. 17, 1980 in Merrillville, Ind. where he attended Merrillville High. He earned an All-Duneland Athletic Conference selection, Conference MVP, two All-Indiana selections and Defensive Player of the Year honors.
- Colts safety **Dexter Reid** was drafted by the Patriots in the fourth round of the 2004 NFL Draft and played in 13 regular-season games with two starts for the Patriots last season.
- Colts running back **Kory Chapman** was a member of the Patriots practice squad for the entire 2004 season and for the first three weeks of the 2005 season before being signed to Indy's active roster.
- Colts strength and conditioning coach **Jon Torine** played football at Springfield College in Massachusetts, where he received his bachelor's degree in exercise science.
- Colts defensive end **Dwight Freeney** was born in Hartford, Conn., and attended Bloomfield High School, where he was a *SuperPrep*, *Prep Football Report*, *USA Today*, *New Haven Register*, *Hartford Courant* and *Blue Chip Illustrated* All-American selection.
- Colts defensive coordinator **Ron Meeks** was the secondary coach for St. Louis in 2001, when Patriots linebacker **Don Davis** was a member of the Rams' Super Bowl XXXVI team.
- Patriots wide receiver **David Givens** and Colts defensive back **Gerome Sapp** were college teammates at the University of Notre Dame.
- Patriots defensive back **Eugene Wilson** and Colts wide receiver **Aaron Moorehead** were college teammates at the University of Illinois.
- Patriots nose tackle **Vince Wilfork** and Colts offensive tackle **Joaquin Gonzalez** were college teammates at the University of Miami in 2001.
- Patriots cornerback **Duane Starks** and Colts running back **Edgerrin James** were teammates at the University of Miami in 1996 and 1997.
- Patriots cornerback **Asante Samuel** recorded a career-high eight tackles (7 solo) against the Colts on Nov. 30, 2003.
- Patriots defensive lineman **Ty Warren** recorded a career-high 10 tackles (6 solo) against the Colts on Sept. 9, 2004.



THREE-TIME SUPER BOWL CHAMPIONS





LAST WEEK: PATRIOTS 21, BILLS 16

PATRIOTS 21, BILLS 16

October 30, 2005 ★ Gillette Stadium (Att: 68,756)

	1	2	3	4	Final
Buffalo Bills	0	3	7	6	— 16
New England Patriots	0	0	7	14	— 21

The Patriots defeated the Buffalo Bills 21-16 in a game that featured the return to the playing field by emotional leader Tedy Bruschi from a stroke suffered in February. Wide receiver Deion Branch, Linebacker Roosevelt Colvin and running back Corey Dillon all made key fourth quarter plays as the Patriots came back from a 9-point deficit in the final 10 minutes to get the win.

In a first half that featured long drives from each team, the Bills held the Patriots scoreless while managing only three points of their own via a second quarter field goal from Rian Lindell.

After a slow first half, the Patriots got on the board quickly when Tom Brady hit Branch on a 33-yard touchdown strike two-and-a-half minutes into the third quarter. The Bills responded on the next drive when Kelly Holcomb hit Eric Moulds on a 55-yard touchdown pass, regaining the lead at 10-7.

Two fourth quarter field goals by Lindell gave Buffalo a 16-7 lead with just over 10 minutes remaining in the game. After an acrobatic, diving catch by Branch for a 37-yard gain, Dillon closed the gap to 16-14 with a 1-yard touchdown plunge. Colvin then came up big, stripping the ball from Holcomb on a sack and recovering the fumble. On the first play of the ensuing possession, Branch made a 22-yard reception to the Bills' 1-yard line, where Dillon took it in to give the Patriots a 21-16 lead and the win.

COLVIN'S SACK ATTACK

With the Patriots trailing 16-14, Roosevelt Colvin caused a major momentum shift when he sacked Buffalo quarterback Kelly Holcomb for a 9-yard loss with 6:20 left in the fourth quarter. On the sack, he stripped the ball and recovered the fumble on the Bills' 23-yard line, setting up the Patriots' go-ahead score. Two plays after Colvin's strip sack, Dillon plunged into the end zone for a 1-yard score, which proved to be the deciding factor in the game. Colvin has now notched 2.5 sacks on the season and 35.5 in his career. It was his first forced fumble and fumble recovery this season.

BRADY-TO-BRANCH

The Patriots took a 7-3 lead in the third quarter on a 33-yard touchdown pass from Tom Brady to Deion Branch. For Branch, the score was the 11th receiving touchdown of his career and his second receiving touchdown of the season. His other score came against Oakland in the season opener on Sept. 8. For Brady, the touchdown was his ninth of the season and the 106th of his career.

LONG SCORES

With his 33-yard scoring pass to Deion Branch in the third quarter, Tom Brady has now thrown five touchdown passes of 30 yards or longer this season. All five of the long scores have been to different receivers. Brady hit Tim Dwight for a 30-yard touchdown against San Diego on Oct. 2, and then threw three long scores at Atlanta on Oct. 9, finding Bethel Johnson (55 yards), Daniel Graham (45) and Benjamin Watson (33).

MIRACLE MAN

Tom Brady orchestrated his 20th career game-winning performance to rally the Patriots from a fourth-quarter tie or deficit. It was the third time he has pulled the feat this season. Brady improved to 22-2 in his career in games decided by less than a touchdown. He also upped his record to 29-0 when posting a passer rating of 100.0 or better.

COREY SCORES

Corey Dillon scored two 1-yard touchdown runs in 1 minute and 34 seconds of clock time in the fourth quarter, bringing his team-leading touchdown total to seven. His first touchdown came on a 1-yard run with 7:06 left in the game to pull the Patriots to within two points, 16-14. The score capped off a 6-play, 61-yard drive. Just 1:34 later, Dillon was in the end zone again on a 1-yard run, giving the Patriots a 21-16 lead with 5:32 remaining in the game. His second score ended a 2-play, 23-yard drive that came after Roosevelt Colvin strip-sacked Kelly Holcomb.

SOLID SAMUEL

Asante Samuel intercepted a Kelly Holcomb pass intended for Eric Moulds midway through the third quarter, giving the Patriots possession at the Bills' 43-yard line. The interception was the fourth of Samuel's three-year career and his first pick of the season. The former 2003 fourth-round draft pick has returned two of his four career interceptions for touchdowns. On Buffalo's next series after his interception, Samuel made a key pass breakup on third down in Patriots territory to force Buffalo to settle for a field goal.

BRUSCHI STARTS STRONG

Tedy Bruschi made his presence known early in the game. On the first series of the game, Bruschi penetrated into the Bills backfield to help thwart a reverse to Buffalo wide receiver Roscoe Parrish. Bruschi got the first hit on Parrish before Vince Wilfork and Mike Vrabel took him down for a 6-yard loss. Bruschi's first tackle of the year came on the Bills' third play from scrimmage, when he teamed with Willie McGinest to stop Willis McGahee for a 1-yard gain. Bruschi had three tackles (1 solo) on the Bills' first drive, an 11-play march that ended in a punt.

GAME CAPTAINS

In his first game of the season, Tedy Bruschi served as a captain and participated in the coin toss. Serving as captains were: Bruschi and Mike Vrabel (defense); Tom Brady (offense); Larry Izzo (Special Teams).

QUICK HITS

- Mike Vrabel put a big hit on Bills tight end Tim Euhus in the end zone on second-and-goal in the second quarter, causing Euhus to drop the ball and preventing a touchdown. Buffalo booted a 23-yard field goal two plays later.
- Eugene Wilson dropped Eric Moulds with a big hit on third-and-9 in the second quarter, stopping him for a 5-yard gain and forcing a Buffalo punt.
- Wide receiver Andre' Davis grabbed his first reception in a Patriots uniform, a 6-yard catch on the Patriots' final drive of the first half.
- Asante Samuel dove in to break up a Kelly Holcomb pass intended for Josh Reed on third-and-three at the Patriots' 17-yard line in the fourth quarter. The play forced Buffalo to settle for a 35-yard field goal.

LATEST DIVISION OPENER IN TEAM HISTORY

The Patriots opened their AFC East schedule against Buffalo, marking the latest division opener in team history. The 2005 schedule waited until Week Eight to give the Patriots a divisional matchup, but beginning tonight, six of New England's final 10 games will be against AFC East opposition. Before this season, the latest the Patriots had played their first divisional game was in 1980, when they began AFC East play against the New York Jets in Week Five.



THREE-TIME SUPER BOWL CHAMPIONS



Gillette STADIUM™

HOME OF THE THREE-TIME SUPER BOWL CHAMPIONS

Overall record at Gillette Stadium: 26-4



The Patriots and their fans at Gillette Stadium have established one of the biggest home-field advantages in the country. Since its Grand Opening on Sept. 9, 2002, the Patriots have compiled a 26-4 record at their privately financed, state-of-the-art stadium. Patriots fans have embraced the team's new home with unprecedented fervor, using the most fan-friendly venue in the region to express their passion for the Patriots and spur the team on to unparalleled success. In the three-plus seasons that New England has called Gillette Stadium home, the Patriots have won two AFC East titles, hosted the second AFC Championship Game in franchise history and are 3-0 in home playoff games.

HOME SWEET HOME

The Patriots have recorded a 26-4 (.867) all-time record at Gillette Stadium, including regular-season and postseason games. New England has won 22 of its last 23 regular-season and postseason contests at home.

HOMELAND DEFENSE

New England's .867 home winning percentage is the highest of any NFL team since Gillette Stadium opened in time for the 2002 season. The Patriots achieved perfect 8-0 regular-season home records in 2003 and 2004 and have also notched a 3-0 home playoff record at Gillette Stadium. New England won a franchise-record 21 consecutive home games between 2002 and 2005. Below is a list of the NFL's top home records (including regular-season and playoff games) since the Patriots moved into Gillette Stadium in time for the 2002 season.

TOP NFL HOME RECORDS SINCE 2002

Team	W	L	T	Pct.	PF	PA
NE	26	4	0	.867	693	473
STL	23	6	0	.793	795	576
PHI	26	7	0	.788	789	524
DEN	22	7	0	.759	767	555
IND	22	7	0	.759	844	569

NOTE: Records include regular-season and playoff games

HOME WINNING STREAK: 21 GAMES

The Patriots set a team record with 21 consecutive home victories from Dec. 29, 2002 to Sept. 8, 2005. The streak extended into parts of four seasons and lasted more than two-and-a-half years.

NOT-SO-FRIENDLY CONFINES:

FOXBOROUGH IS TOUGH ON OPPOSING KICKERS

Since Gillette Stadium opened in 2002, it has been one of the toughest places in the NFL for opposing kickers to be successful. Despite the inhospitable conditions for kickers, Patriots kicker Adam Vinatieri has thrived, hitting nearly 20 percent more of his boots than Patriots opponents, including 25 percent more of his kicks from 30-plus yards. Vinatieri led the NFL in scoring last season and needs only 28 more points to become the Patriots' all-time leading scorer. Vinatieri has achieved success despite the fact that when attempting kicks of 30 or more yards, Gillette Stadium has been the toughest place to kick in the entire NFL since it opened in 2002. On all kicks, the Patriots' home is the second toughest place for opponents to kick, trailing only Soldier Field in the Windy City of Chicago.

FIELD GOAL PERCENTAGE AT GILLETTE STADIUM

	Overall			From 30+ Yards		
	FGM	FGA	PCT	FGM	FGA	PCT
Adam Vinatieri	55	66	83.3	31	41	75.6
Patriots Opponents	34	52	65.4	20	38	52.6

LOWEST OPPONENTS FIELD GOAL PCT. FROM 30+ YARDS SINCE 2002

Team	Stadium	GP	FGM	FGA	PCT
New England Patriots	Gillette Stadium	30	20	38	52.6
Chicago Bears	Soldier Field	20	18	33	54.5
Green Bay Packers	Lambeau Field	30	24	40	60.0
Tampa Bay Buccaneers	Raymond James Stadium	28	23	38	60.5

LOWEST OVERALL OPPONENTS FIELD GOAL PCT. SINCE 2002

Team	Stadium	GP	FGM	FGA	PCT
Chicago Bears	Soldier Field	20	25	41	61.0
New England Patriots	Gillette Stadium	30	34	52	65.4
Green Bay Packers	Lambeau Field	30	38	57	66.7
Jacksonville Jaguars	Alltel Stadium	27	33	47	70.2

NOTE: All statistics include regular-season and playoff games.
Soldier Field was not used in 2002 due to renovations.



THREE-TIME SUPER BOWL CHAMPIONS





ROBERT KRAFT: BUILDING SUCCESS

Since Robert Kraft purchased the team in 1994, the Patriots have experienced one of the most dramatic turnarounds in the history of sports. In just 11 seasons of ownership, he has transformed one of the league's least successful clubs into what many observers view as a model NFL franchise. In the five seasons immediately preceding his purchase (1989-93), the Patriots were a moribund team, winning just 19 of 80 games (.311 pct.) and recording the worst record in the NFL over that span. When he bought the franchise on Jan. 21, 1994, Kraft announced his intention to bring a championship to New England, a tall order considering the team's previous success rate. But under Kraft's leadership, the Patriots have won five division titles, four conference crowns and three Super Bowl championships. **Since Kraft took ownership, the Patriots are 12-4 in the playoffs and have won more Super Bowl championships than any other team in the NFL.**



	Pre-Kraft 1960-93	1989-93	Kraft Era 1994-05
Overall Record	225-276-9	19-61	123-76
Winning Pct.	.450	.311	.618
Super Bowl Titles	0	0	3
Conference Titles	1	0	4
Division Titles	3	0	5
Playoff Seasons	5	0	7
Playoff Record	4-6	--	12-4
Home Playoff Games	1	0	7
Home Playoff Record	0-1	--	7-0

A CHAMPIONSHIP TRADITION

The Patriots are the only team from North America's four major professional sports leagues to have won three titles since 2001. Additionally, the Patriots trail only the New York Yankees in having won three titles in the period since Robert Kraft purchased the team, and their four championship game appearances over that span also rank behind just the Yankees.

MULTIPLE LEAGUE CHAMPIONSHIPS SINCE 2001

Team	League	Titles
New England Patriots	NFL	3
Los Angeles Lakers	NBA	2

LEAGUE CHAMPIONSHIPS SINCE 1994

Team	League	Titles
New York Yankees	MLB	4
New England Patriots	NFL	3
Los Angeles Lakers	NBA	3
Chicago Bulls	NBA	3
Detroit Red Wings	NHL	3

CHAMPIONSHIP GAME/SERIES APPEARANCES SINCE 1994

Team	League	Appearances
New York Yankees	MLB	6
New England Patriots	NFL	4
Los Angeles Lakers	NBA	4
Detroit Red Wings	NHL	4

SELLOUT STREAK

In the early 1990s, the Patriots franchise appeared destined for relocation until Robert Kraft's purchase of the team rejuvenated local interest. In 1991, the team's season ticket base consisted of just 17,635 fans, barely enough to support the club. Eleven years later, the season-ticket base stands at a capped total of 61,759 and more than 50,000 fans are on a waiting list. The Patriots have sold out 120 consecutive home games (dating back to the 1994 regular-season opener) including regular-season, preseason and playoff games. Patriots fans in New England have never been faced with a TV blackout under Kraft's ownership.

SUCCESS STORY

Since Robert Kraft purchased the team in 1994, the Patriots have been one of the NFL's elite teams. Over the first 11-plus years of Kraft's ownership, the Patriots have recorded the second highest win total among all NFL teams – a remarkable record considering the fact that the Patriots were a combined 19-61 (.311) in the four years immediately preceding the purchase. Since 2001, the Patriots have been the top team in the NFL, compiling a 61-19 record.

SINCE ROBERT KRAFT PURCHASED THE TEAM IN 1994...

TOTAL VICTORIES (Incl. Postseason)

Green Bay Packers	129
New England Patriots	123
Pittsburgh Steelers	123
Denver Broncos	121

OVERALL WINNING PERCENTAGE (Incl. Postseason)

Team	W	L	T	Pct.
Green Bay Packers	129	72	0	.642
Pittsburgh Steelers	123	74	1	.624
Denver Broncos	121	74	0	.621
New England Patriots	123	76	0	.618
Philadelphia Eagles	112	85	1	.568
San Francisco 49ers	111	85	0	.566
Kansas City Chiefs	105	82	0	.561

SUPER BOWL CHAMPIONSHIPS

New England Patriots	3
Denver Broncos	2
6 Teams	1

CONFERENCE CHAMPIONSHIPS

New England Patriots	4
Denver Broncos	2
Green Bay Packers	2
St. Louis Rams	2
12 Teams	1

PLAYOFF VICTORIES

New England Patriots	12
Green Bay Packers	10
Pittsburgh Steelers	8
Philadelphia Eagles	8
Denver Broncos	7
San Francisco 49ers	7

PLAYOFF GAMES PLAYED

Green Bay Packers	18
New England Patriots	16
Pittsburgh Steelers	15
Philadelphia Eagles	15
San Francisco 49ers	13

PLAYOFF SEASONS

Green Bay Packers	9
New England Patriots	7
Indianapolis Colts	7
Miami Dolphins	7
Minnesota Vikings	7
Philadelphia Eagles	7
Pittsburgh Steelers	7
San Francisco 49ers	7

PLAYOFF WINNING PERCENTAGE

Team	W	L	Pct.
New England Patriots	12	4	.750
Baltimore Ravens	5	2	.714
Carolina Panthers	4	2	.667
Denver Broncos	7	4	.636
St. Louis/L.A. Rams	6	4	.600

SINCE ROBERT KRAFT PURCHASED THE TEAM IN 1994...

SINCE ROBERT KRAFT PURCHASED THE TEAM IN 1994...



THREE-TIME SUPER BOWL CHAMPIONS





BILL BELICHICK: THE HEAD COACH

THE HEAD COACH

BILL BELICHICK

Overall Record: 103-75 (.579)

Regular Season: 93-74 (.557)

Postseason: 10-1 (.909)

With Patriots overall: 66-30 (.688)

Overall since 2001: 61-19 (.763)

Super Bowl Titles: 5 (86, 90, 01, 03, 04)

Conf. Titles: 6 (86, 90, 96, 01, 03, 04)

Division Titles: 10 (75, 78, 86, 89, 90, 96, 98, 01, 03, 04)



Bill Belichick is now in his 31st season as an NFL coach and is the only head coach in NFL history to win three Super Bowl titles in a four-year span. Belichick owns the best postseason record in NFL history and is the winningest NFL head coach since 2001. In 2004, he directed the Patriots to their second consecutive Super Bowl title on the heels of a 14-win campaign. In addition, his 2004 squad equaled the best record in NFL history for a defending Super Bowl champion, and from 2003-04 his teams set the all-time pro football record with 21 consecutive victories. Belichick has spent more seasons in the league than any other current NFL head coach, and in that time has been a part of five Super Bowl championship teams. His overall record of 66-30 with the Patriots (including a 9-0 playoff mark in New England) gives him the most victories and the best winning percentage of any head coach in franchise history.

BELICHICK'S PATRIOTS RENAISSANCE

Any successful project requires a sound plan, and once head coach Bill Belichick implemented his design on the Patriots, his approach has given him the best record of any NFL head coach since 2001. After the team endured a 5-11 rebuilding year in his first season, the Patriots have compiled the best record in the NFL since 2001. The remarkable run includes postseason play, where Belichick and the Patriots own a perfect 9-0 record.

NFL COACHES' RECORDS SINCE 2001

Coach	Team	W	L	T	Pct.
Bill Belichick	NE	61	19	0	.763
Andy Reid	PHI	58	23	0	.716
Bill Cowher	PIT	52	24	1	.682
Jim L. Mora	ATL	17	8	0	.680
Tony Dungy	TB/IND	53	25	0	.679
Mike Martz	STL	46	29	0	.613
Mike Sherman	GB	47	30	0	.610
Mike Shanahan	DEN	43	31	0	.581
Jon Gruden	OAK/TB	43	33	0	.566
John Fox	CAR	33	26	0	.559
Marvin Lewis	CIN	22	18	0	.550
Mike Holmgren	SEA	40	33	0	.548
Dave Wannstedt	MIA	31	27	0	.534
Brian Billick*	BAL	39	35	0	.534

NOTE: Records include postseason games, Minimum 16 games

POSTSEASON PROWESS

Bill Belichick is the winningest head coach in NFL postseason history. With the Patriots' victory in Super Bowl XXXIX, Belichick eclipsed Vince Lombardi, the man whose name is emblazoned on the Super Bowl trophy. Coach Belichick has won nine playoff games in a row, tying the NFL-record streak set by Lombardi's Packers, who won nine straight playoff games from 1961-67. Belichick is a perfect 9-0 in the postseason as head coach of the Patriots.

BEST POSTSEASON RECORDS IN NFL HISTORY

Head Coach	Team(s)	W	L	Pct.
Bill Belichick	CLE/NE	10	1	.909
Vince Lombardi	GB/WAS	9	1	.900
Joe Gibbs	WAS	16	5	.762

BELICHICK AT A GLANCE...

- Is the only head coach in NFL history to win three Super Bowls in a four-year span.
- Is the winningest head coach in NFL playoff history (10-1).
- Directed New England's pro football record 21-game winning streak (2003-04).
- Compiled an NFL record-tying nine-game playoff winning streak (2001-present).
- Owns the best record of any NFL coach since 2001 (60-19).
- Led the Patriots to the highest two-year victory total in NFL history (34 wins from 2003-04).
- Logged more seasons in the NFL than any other current NFL head coach (31).
- Owns more wins and a higher winning percentage than any head coach in Patriots history (66-30, .688).
- Achieved the best regular-season record by a defending Super Bowl champion (14-2, 2004).

ELITE COMPANY

Bill Belichick is one of nine NFL head coaches to win three or more championships since the league began postseason play in 1933. With the Patriots' victory in Super Bowl XXXIX, Belichick joined an exclusive club in which each of the eight other members has been enshrined in the Pro Football Hall of Fame.

HEAD COACHES WITH THREE OR MORE NFL TITLES

(Listed alphabetically)

Head Coach Championship Team(s)

Bill Belichick	New England Patriots
Paul Brown	Cleveland Browns
Weeb Ewbank	Baltimore Colts, New York Jets
Joe Gibbs	Washington Redskins
George Halas	Chicago Bears
Earl (Curly) Lambeau	Green Bay Packers
Vince Lombardi	Green Bay Packers
Chuck Noll	Pittsburgh Steelers
Bill Walsh	San Francisco 49ers

NOTE: NFL Playoffs first held in 1933.

SUPER SUCCESS

Bill Belichick is one of just four head coaches to win three championships since the Super Bowl Era began following the 1966 season. Coach Belichick joins three members of the Pro Football Hall of Fame in the exclusive club. Belichick is the only coach to win three Super Bowls in the post-1993 salary cap era.

MOST SUPER BOWL VICTORIES

Head Coach	Team	Titles	Seasons
Chuck Noll	PIT	4	1974, 1975, 1978, 1979
Bill Belichick	NE	3	2001, 2003, 2004
Joe Gibbs	WAS	3	1982, 1987, 1991
Bill Walsh	SF	3	1981, 1984, 1988

NOTE: Sorted by most recent championship. Super Bowls have determined NFL champion since 1966.

TOPS IN TEAM HISTORY

Bill Belichick is the most successful head coach in Patriots history. He has recorded more wins (66) and a higher winning percentage (.688) than any of the franchise's 13 previous head coaches.

WINNINGEST HEAD COACHES IN PATRIOTS HISTORY

Coach	Years	Career Winning Pct.	Overall W-L-T	Playoff W-L
Bill Belichick	2000-05	.688	66-30-0	9-0
Raymond Berry	1984-89	.554	51-41-0	3-2
Pete Carroll	1997-99	.549	28-23-0	1-2
Chuck Fairbanks	1973-78	.529	46-41-0	0-2



THREE-TIME SUPER BOWL CHAMPIONS





PATRIOTS NEWS & NOTES

SNAPSHOTS OF SUCCESS

The Patriots are in the midst of one of the most prosperous periods for any team in NFL history. The recent run of success began with a 29-26 overtime victory against the San Diego Chargers on Oct. 14, 2001, sparking a streak of 60 wins in the Patriots' last 76 games, including the playoffs. The Patriots entered that contest with a 1-3 record, and Tom Brady was making just the third start of his career against a 3-1 San Diego team. New England rallied back from a 26-16 deficit with less than four minutes left in the game, beginning a stretch of 13 wins in the final 15 games of the 2001 season as the Patriots won their first title in Super Bowl XXXVI. Below are some snapshots highlighting the Patriots' current winning run.

PATRIOTS SUCCESS STREAKS (Including Postseason)

- 9 wins in last 12 games, dating to Dec. 26, 2004 (9-3, .750)
- 15 wins in last 19 games, dating to Nov. 7, 2004 (15-4, .789)
- 36 wins in last 41 games, dating to Oct. 5, 2003 (36-5, .878)
- 39 wins in last 46 games, dating to Dec. 29, 2002 (39-7, .848)
- 44 wins in last 54 games, dating to Nov. 3, 2002 (44-10, .815)
- 56 wins in last 70 games, dating to Nov. 25, 2001 (56-14, .800)
- 60 wins in last 76 games, dating to Oct. 14, 2001 (60-16, .789)

RIISING TO THE OCCASION

Since the beginning of the 2003 season, the Patriots are 22-3 against teams with records above .500. In the 2004 regular season and playoffs, the Patriots were 10-1 against teams that finished with winning records, including a 7-1 mark against playoff teams. In 2003, the Patriots were 10-0 against teams that finished the season with a mark of better than .500, including an 8-0 mark against playoff teams.

PATRIOTS VS. TEAMS WITH RECORDS ABOVE .500 Since start of the 2003 season

Date	Opponent	W/L	Score	Overall Record	Record v. Rest of NFL
10/16/05	at Denver	L	20-28	6-2	5-2
10/09/05	at Atlanta	W	31-28	5-2	5-1
09/25/05	at Pittsburgh	W	23-20	5-2	5-1
09/17/05	at Carolina	L	17-27	5-2	4-2
02/06/05	Philadelphia*	W	24-21	15-4	15-3
01/23/05	at Pittsburgh*	W	41-27	16-2	15-1
01/16/05	Indianapolis*	W	20-3	13-5	13-3
12/26/04	at N.Y. Jets	W	23-7	11-7	11-5
11/28/04	Baltimore	W	24-3	9-7	9-6
11/14/04	Buffalo	W	29-6	9-7	9-5
10/31/04	at Pittsburgh	L	20-34	16-2	--
10/24/04	N.Y. Jets	W	13-7	11-7	--
10/17/04	Seattle	W	30-20	9-8	9-7
10/03/04	at Buffalo	W	31-17	9-7	--
09/09/04	Indianapolis	W	27-24	13-5	--
02/01/04	Carolina*	W	32-39	14-6	14-5
01/18/04	Indianapolis*	W	24-14	14-5	14-3
01/10/04	Tennessee*	W	17-14	13-5	13-3
12/07/03	Miami	W	12-0	10-6	10-4
11/30/03	at Indianapolis	W	38-34	14-5	--
11/16/03	Dallas	W	12-0	10-6	10-5
11/03/03	at Denver	W	30-26	10-6	10-5
10/19/03	at Miami	W	19-13 ot	10-6	--
10/05/03	Tennessee	W	38-30	13-5	--
09/14/03	at Philadelphia	W	31-10	13-5	13-4

*-Playoffs

Patriots vs. teams with winning records 22-3 (.880)
Rest of NFL vs. those teams..... 65-184 (.261)

BEAST OF THE EAST

New England has the best record among AFC East teams in division games since the beginning of the 2001 season (21-6).

AFC EAST DIVISIONAL RECORDS SINCE 2001

Team	Since 2001	Team	Since 2001
New England	21-6	Miami	12-16
New York Jets.....	14-14	Buffalo.....	10-19

DOMINATING DUO

Tom Brady and Bill Belichick make up the NFL's second winningest head coach-quarterback combination since the AFL-NFL merger 35 years ago. Brady has started 69 consecutive regular-season games for the Patriots and the team has compiled a 52-17 record in those games, dating back to Week 3 of the 2001 season. Additionally, the Patriots are 9-0 in the playoffs over that span, making the duo's overall record together 61-17.

TOP COACH-QB COMBINATIONS SINCE 1970 MERGER

(Regular Season only, Minimum 50 games)

Quarterback	Head Coach	Team	W	L	T	Pct.
Ken Stabler	John Madden	OAK	60	19	1	.756
Tom Brady	Bill Belichick	NE	52	17	0	.754
Jim McMahon	Mike Ditka	CHI	46	15	0	.754
Steve Young	George Seifert	SF	62	23	0	.729
John Elway	Mike Shanahan	DEN	43	16	0	.729

BOUNCING BACK

The Patriots have not lost back-to-back games since December, 2002. Their streak of 41 consecutive weeks without back-to-back losses is the longest current streak in the NFL and the longest such mark in franchise history. The post-merger NFL record for consecutive weeks without two straight losses is 60, set by the San Francisco 49ers from 1995-99. The last time the Patriots had a losing streak was when they dropped a game at Tennessee (24-7, 12/16/02), and followed that with a home loss to the N.Y. Jets (30-17, 12/22/02). Below is a list of the longest current streaks without back-to-back defeats.

LONGEST ACTIVE STREAKS W/O BACK-TO-BACK LOSSES

Team	Weeks	Last Consec. Losses
New England Patriots	41	Dec., 2002
Pittsburgh Steelers	32	Oct./Nov., 2003

O.T. IS THE PLACE TO BE

The Patriots have won eight straight overtime games and own the longest overtime winning streak in NFL history, including playoff games. The streak includes New England's 16-13 "Snow Bowl" win over Oakland in the 2001 Divisional Playoffs (01/19/02).

MOST CONSECUTIVE OVERTIME VICTORIES

Wins	Team	Dates
8*	New England	2000-present
7	Denver	1978-1985
6	Washington	1976-1987
6	Pittsburgh	1994-1997
5	Many Times	

*-Includes one playoff game

WORKING OVERTIME

The Patriots have won their last eight overtime games (including the playoffs). New England's eight-game overtime winning streak is the longest in NFL history. New England has not lost in overtime since Buffalo won 16-13 at Foxboro Stadium on Nov. 5, 2000. Since that time, the Patriots have won eight straight, including five games in which they scored on their first possession of overtime.

NEW ENGLAND'S OVERTIME STREAK

DATE	OPP	PLAY	DRIVE INFO	FINAL SCORE
11/23/03	at HST	28-yd FG	9 plays, 76 yds; 3:39	23-20
10/19/03	at MIA	82-yd TD	1-82; 0:12	19-13
12/29/02	vs. MIA+	35-yd FG	7-43; 2:03	27-24
09/22/02	vs. KC+	35-yd FG	9-53; 4:40	41-38
01/19/02	vs. OAK+*	23-yd FG	15-61; 8:29	16-13
12/16/01	at BUF+	23-yd FG	8-75; 3:18	12-9
10/14/01	vs. SD+	44-yd FG	6-51; 2:59	29-26
12/17/00	at BUF	24-yd FG	14-83; 5:56	13-10
11/05/00	vs. BUF	32-yd FG	6-52-2:50	L, 13-16

*playoffs

+NE scored on its first possession in overtime



THREE-TIME SUPER BOWL CHAMPIONS





QB TOM BRADY NEWS & NOTES

RECORDING SUCCESS

TOM BRADY has quarterbacked the Patriots to victories in 52 of his 69 regular-season starts during his career, compiling a .754 winning percentage and giving him the best record of any active quarterback in the NFL who has at least two full seasons of starts under his belt. Including his 9-0 record in the playoffs, he is 61-17 (.782) as a starter.



ACTIVE QUARTERBACKS WINNING PERCENTAGE

Minimum 32 Starts, Regular Season Only

Quarterback, Team(s)	W	L	T	Pct.
Tom Brady, NE	52	17	0	.754
Donovan McNabb, PHI	60	26	0	.698
Michael Vick, ATL	28	13	1	.679
Marc Bulger, STL	28	14	0	.667
Brett Favre, GB	136	76	0	.642
Kurt Warner, STL/NYG/ARZ	40	22	0	.645
Jay Fiedler, JAX/MIA	37	23	0	.617
Peyton Manning, IND	73	46	0	.613

TOM BRADY'S RECORD AS A STARTER

	Reg. Season	Playoffs	Total
Overall:	52-17	9-0	61-17
Home:	29-5	4-0	33-5
Road:	23-12	5-0*	28-12*

By Yardage Total

Less than 200:	13-9	3-0	16-9
200-299:	29-7	4-0	33-7
300 or more:	10-1	2-0	12-1

Other Records

Temp. Below 35:	7-0	5-0	12-0
Snow:	2-0	3-0	5-0
Post-Nov. 1	30-5	9-0	39-5
Leading at Halftime:	37-2	7-0	44-2
Leading after 3 Qtrs:	42-1	6-0	48-1
Overtime:	6-0	1-0	7-0
Final margin <7 pts:	17-2	5-0	22-2
Final margin <4 pts:	9-2	5-0	14-2
Passer rating >100.0:	26-0	3-0	29-0

*Includes three Super Bowls at neutral sites

COMEBACK KID

Tom Brady has engineered 20 career game-winning performances to lead his team to a victory from a fourth-quarter deficit or tie. He has accomplished the feat three times in 2005: vs. Buffalo on Oct. 30, at Atlanta on Oct. 9 and at Pittsburgh on Sept. 25. The performances are the latest addition to a long list of late-game heroics for Brady, who has led three Super Bowl-winning drives.

TOM BRADY'S GAME-WINNING PERFORMANCES

		Time Remaining		Passing Statistics^							Final
Date	Opp.	Score	in Reg.	Att	Cmp	Yds	TD	Int			
10/30/05	BUF	7-16	10:07	4	4	69	0	0			21-16
10/09/05	at ATL	28-28	3:52	2	2	17	0	0			31-28
09/25/05	at PIT	10-13	14:19	12	12	167	0	0			23-20
02/06/05	PHI**	14-14	15:00	4	2	33	0	0			24-21
10/03/04	at BUF	17-17	15:00	4	2	8	1	0			31-17
02/01/04	CAR**	29-29	1:08	5	4	47	0	0			32-29
01/10/04	TEN*	14-14	15:00	11	6	27	0	0			17-14
11/30/03	at IND	31-31	10:21	6	3	31	1	0			38-34
11/23/03	at HST	13-20	3:11	14	10	133	1	0			23-20 ot
11/03/03	at DEN	23-26	2:51	4	5	58	1	0			30-26
10/19/03	at MIA	13-13	15:00	10	7	147	1	0			19-13 ot
10/05/03	TEN	24-27	4:40	1	1	15	0	0			38-30
12/29/02	MIA	13-24	4:59	13	8	69	1	0			27-24 ot
11/10/02	at CHI	19-30	5:16	14	9	116	2	0			33-30
09/22/02	KC	38-38	0:00	5	4	46	0	0			41-38 ot
02/03/02	STL**	17-17	1:21	8	5	53	0	0			20-17
01/19/02	OAK*	3-13	15:00	27	20	138	0	0			16-13 ot
12/16/01	at BUF	6-9	5:57	13	9	116	0	0			12-9 ot
12/02/01	at NYJ	14-16	15:00	7	6	56	0	0			17-16
10/14/01	SD	16-26	8:48	18	13	130	1	0			29-26 ot

^Statistics are from the time noted until the end of the game * Divisional Playoffs ** Super Bowl

CAREER WINNING PERCENTAGE

TOM BRADY is the winningest quarterback in the Super Bowl Era (since 1966) among signal callers who have made at least 40 starts. He is one of just five quarterbacks in the Super Bowl Era to own a career winning percentage above 70 percent. Brady joins Roger Staubach and Joe Montana in the exclusive club. A list placing Brady's accomplishments in a historical perspective is below.

WINNINGEST QUARTERBACKS OF THE SUPER BOWL ERA

Minimum 40 Starts

Player	Team	Years	W	L	Pct.
Tom Brady	NE	2000-Pres.	52	17	.754
Roger Staubach	DAL	1969-79	85	29	.746
Joe Montana	SF/KC	1979-94	117	47	.713
Donovan McNabb	PHI	1999-Pres.	60	26	.698

BIG TIME PERFORMANCES

In 2005, Tom Brady has had two of the best statistical games of his career in leading New England to victories at Atlanta (10/9) and at Pittsburgh (9/25). Against the Falcons, Brady compiled the second highest completion percentage of his career (81.5 percent on 22-27 passing). Against the Steelers, Brady's 372 yards were the second most of his career and his highest in a non-overtime game. Through five games in 2005, Brady ranks second in the NFL with 1,522 passing yards and is on pace to throw for 4,870 yards in 2005.

TOM BRADY'S TOP PASSING PERFORMANCES

(By Yardage)

Yards	Date	Opp.	W/L	Score
410	09/22/02	vs. KC	W	41-38 ot
372	09/25/05	at PIT	W	23-20
368	11/23/03	at HST	W	23-20 ot
364	10/14/01	vs. SD	W	29-26 ot
354*	02/01/04	vs. CAR	W	32-29
353	09/29/02	at SD	L	14-21
350	10/09/05	at ATL	W	31-28
350	11/03/03	at DEN	W	30-26

*-Super Bowl XXXVIII

(By Passer Rating)

Rating	Date	Opp.	W/L	Score
148.3	10/21/01	at IND	W	38-17
147.6	11/03/02	at BUF	W	38-7
143.9	11/25/01	vs. NO	W	34-17
140.4	10/09/05	at ATL	W	31-28
130.5*	01/23/05	at PIT	W	41-27

*-AFC Championship Game

(By Completion Percentage)

Pct	Cmp-Att	Opp.	Date	W/L	Score
84.6	22-26	at BUF	11/03/02	W	38-7
81.5	22-27	at ATL	10/09/05	W	31-28
80.0	16-20	at IND	10/21/01	W	38-17
75.6	31-41	at PIT	09/25/05	W	23-20
74.3	26-35	at IND	11/30/03	W	38-34

SECOND FASTEST TO 50

By virtue of the Patriots' 23-20 victory over Pittsburgh on Sept. 25, Tom Brady recorded his 50th career regular-season victory in his 65th career start, reaching the half-century mark in the second fewest games since the 1970 AFL-NFL merger. Only Oakland's Ken Stabler (62 starts) reached the milestone in fewer games than Brady.

FEWEST STARTS TO REACH 50 WINS (SINCE 1970)

Player	Team	Starts
Ken Stabler	OAK	62
Tom Brady	NE	65
Danny White	DAL	69
Jim McMahon	CHI	70
Donovan McNabb	PHI	71
Dan Marino	MIA	74



THREE-TIME SUPER BOWL CHAMPIONS






OFFENSE NEWS & NOTES

PATRIOTS ALL-TIME LISTS

TROY BROWN is the second leading receiver in Patriots history with 491 career receptions. He passed Ben Coates on the Patriots' all-time receptions list on Oct. 9 at Atlanta. Brown ranks third in franchise history with 5,722 career receiving yards. He needs just three more receiving yards to pass Irving Fryar and move into second place on the Patriots' all-time receiving yardage list. This season, Brown has caught 16 passes for 208 yards, increasing his production from a year ago, when he totaled 17 receptions for 184 yards on the season.



PATRIOTS ALL-TIME RECEIVING LEADERS (BY CATCHES)

Rk	Player, Pos.	No	Yds	Avg.	Lg	TD
1	Stanley Morgan, WR.....	534	10,352	19.4	76t	67
2	Troy Brown, WR.....	491	5,724	11.7	82t	25
3	Ben Coates, TE.....	490	5,471	11.2	84t	50
4	Irving Fryar, WR.....	363	5,726	15.8	80t	38

PATRIOTS ALL-TIME RECEIVING LEADERS (BY YARDS)

Rk	Name	No	Yds	Avg	Lg	TD
1	Stanley Morgan.....	534	10,352	19.4	76t	67
2	Irving Fryar.....	363	5,726	15.8	80t	38
3	Troy Brown, WR.....	491	5,724	11.7	82t	25
4	Ben Coates.....	490	5,471	11.2	84t	50
5	Jim Colclough.....	283	5,001	17.7	78t	39

MOVING ON UP

COREY DILLON became the 18th player in NFL history to rush for 10,000 yards when he tore off a 12-yard run at Atlanta on Oct. 9. In his first eight NFL seasons, Dillon averaged 1,212 yards per season, a mark that ranks sixth in NFL history. The five players with a better seasonal average than Dillon are all current or future Hall of Famers: Barry Sanders (1,527), Jim Brown (1,368), Curtis Martin (1,337), Walter Payton (1,287) and Emmitt Smith (1,224).



NFL'S ALL-TIME LEADING RUSHERS (By Yards)

Rk	Player	Years	Gms	Att.	Yards	TD
---	Emmitt Smith	1990-2004	226	4,409	18,355	164
14	O.J. Simpson	1969-1979	135	2,404	11,236	61
15	Ricky Watters	1992-2001	144	2,622	10,643	78
16	Eddie George	1996-2004	141	2,865	10,441	68
17	Ottis Anderson	1979-1992	182	2,562	10,273	81
18	Corey Dillon	1997-	128	2,324	10,097	64
19	Earl Campbell	1978-1985	115	2,187	9,407	74

CATCHIN' KEVIN

KEVIN FAULK ranks second in receptions among Patriots running backs, passing Sam Cunningham with his first reception of the game against Pittsburgh on Sept. 25. Faulk, who was drafted by the Patriots in the second round out of LSU in 1999, has 217 career receptions and trails only Tony Collins' team-record 261 receptions from the running back position. Faulk's reception total ranks 10th among all Patriots receivers.

RECEPTIONS BY PATRIOTS RUNNING BACKS

Player	Years	Rec.
1. Tony Collins.....	1981-87.....	261
2. Kevin Faulk.....	1999-.....	217
3. Sam Cunningham.....	1973-79,81-82.....	210
4. Larry Garron.....	1960-68.....	185

MULTIPLE MILESTONES

Against Atlanta on Oct. 9, the Patriots had a 100-yard rusher, a 100-yard receiver and a 300-yard passer in the same game for the first time in eight years. Prior to achieving the feat against the Falcons, the last time the Patriots did it was on Nov. 2, 1997, when Curtis Martin ran for 104 yards, Shawn Jefferson caught for 108 yards and Drew Bledsoe threw for 313 yards in the Patriots' 23-18 loss to the Minnesota Vikings at the Metrodome. Against the Falcons, the Patriots' milestone men were Corey Dillon (106 rushing yards), Daniel Graham (119 receiving), Deion Branch (107 receiving) and Tom Brady (350 passing).

TOP CATCHERS

Starting wide receivers DEION BRANCH and DAVID GIVENS are both ranked among the top six receivers in the AFC. Branch's total of 40 catches ranks fifth in the conference and tied for ninth in the NFL. Givens is tied for seventh in the conference. Additionally, Branch's 529 receiving yards are good for fifth in the conference.

AFC RECEIVING LEADERS (By Catches)

Rk	Player	Team	Rec	Yds	Avg	TD
1	Chad Johnson	CIN	48	717	14.9	5
2	Derrick Mason	BAL	44	492	11.2	1
3	Antonio Gates	SD	43	575	13.4	6
4	Rod Smith	DEN	42	559	13.3	3
5	Deion Branch	NE	40	529	13.2	2
6	Erron Kinney	TEN	39	385	9.9	0
7	David Givens	NE	38	413	10.9	1
	Chris Perry	CIN	38	253	6.7	2

A HUNDRED FOR BRANCH

DEION BRANCH grabbed eight passes for 107 yards against Atlanta on Oct. 9, marking his first 100-yard receiving game of the year and the third time he has achieved the feat in his regular season career. The Super Bowl XXXIX Most Valuable Player has also reached the milestone three times in six career playoff games. Also against Atlanta, Branch recorded the second longest reception of his career and the longest non-scoring catch of his career when he grabbed a 51-yard pass on third-and-two in the first quarter.

BIG BENJAMIN

Tight end BENJAMIN WATSON scored the first touchdown of his career on a 33-yard grab early in the third quarter against Atlanta on Oct. 9. The catch, which came in the sixth game of the former 2004 first-round pick's career, gave the Patriots a 21-13 lead in a game they eventually won, 31-28.

CAREER HIGH FOR GRAHAM

Fourth-year tight end DANIEL GRAHAM set a career high for receiving yardage against the Falcons on Oct. 9, totaling 119 yards on five catches. Graham's previous career high was set on Oct. 26, 2003, when he caught 110 yards worth of passes (7 receptions) and was voted the AFC offensive player of the week for his efforts.

PASS-ING THE TEST

PATRICK PASS had the most productive game of his career against Denver on Oct. 16, gaining a total of 153 yards from scrimmage, nearly three times his previous career high in that category. His previous single-game career high had been 57 yards from scrimmage, a mark achieved last season against St. Louis (11/07/04). Against Denver, Pass set career highs with 89 receiving yards (which led all Patriots receivers) and 64 rushing yards (which led all Patriots rushers), besting his old career-highs of 55 receiving yards (San Diego, 10/02/05) and 39 rushing yards (Cincinnati, 11/19/00). He also set a career-long with a 39-yard reception and scored his second touchdown in as many weeks.



THREE-TIME SUPER BOWL CHAMPIONS






SP. TEAMS/DEFENSE NEWS & NOTES

SCORING MACHINE

ADAM VINATIERI is the second leading scorer in Patriots history, totaling 1,103 points in his nine-plus seasons with the club. He is 27 points behind Gino Cappelletti, the franchise's all-time leading scorer. Vinatieri made the team as a rookie free agent in 1996 and has scored 100 points or more in each of his first nine seasons, joining Jason Elam of the Denver Broncos as the only two kickers in NFL history to accomplish the feat. Vinatieri has kicked the most field goals in Patriots history, having tallied 252 successful boots in a Patriots uniform.



LEADING SCORERS IN PATRIOTS HISTORY

#	SCORING	TD	PAT/PATA	2-Pt	FG/FGA	PTS
1	Gino Cappelletti	42	346/358	2	176/334	1,130
2	Adam Vinatieri	0	345/352	1	252/309	1,103
3	John Smith	0	308/323	0	128/191	692

AUTOMATIC ADAM

ADAM VINATIERI has nailed two game-winning field goals so far this season, bring his career total of game-winning boots to 20. Vinatieri is the only kicker in NFL history to kick a game-winning field goal in the final minute of the Super Bowl and has accomplished the feat twice, including his 48-yarder to win Super Bowl XXXVI and a 41-yarder to win Super Bowl XXXVIII. Out of the Patriots' six playoff wins in 2001 and 2003, four were decided on game-winning boots by Vinatieri. His game-winners are listed below:

ADAM VINATIERI'S GAME-WINNERS IN 2005

Date	Opponent	Yds	Time	Final Score
10/09/05	at Atlanta	29	0:17	31-28
09/25/05	at Pittsburgh	43	0:01	23-20

A list of Vinatieri's game-winning field goals prior to this season can be found on page 225 of the 2005 Patriots Media Guide.

ADAM VINATIERI QUICK HITS

- Vinatieri has been successful on 21 consecutive fourth-quarter field goal attempts, dating back to Dec. 8, 2002, when he missed a 43-yarder against the Buffalo Bills at Gillette Stadium.
- Since the beginning of the 2001 season, Vinatieri is 21-for-22 (95.5 percent) in the fourth quarter when the Patriots are either leading or behind by a touchdown or less.
- Vinatieri has hit 25 of his last 26 field goals (96.2 percent) in the second half, dating back to the 2003 regular-season finale.

TAKING AIM

ADAM VINATIERI is the most accurate kicker in franchise history and is tied for seventh among the most accurate kickers in NFL history. He has recorded an 81.6 percent conversion rate (252/309) over his nine-year career. He was 31-for-33 in 2004, setting a career high for accuracy with a 93.9 percent success rate. He has connected on 98 of his last 116 regular-season kicks, good for an 84.5 percent clip. He is 8-for-12 in 2005.

NFL ALL-TIME MOST ACCURATE KICKERS

(Minimum 100 FGM)

	TEAM	PCT.	FGM/FGA
1.	Mike Vanderjagt	87.0	201/231
2.	Phil Dawson	83.4	121/145
3.	Matt Stover	82.5	363/440
4.	Olindo Mare	82.1	206/251
5.	David Akers	82.0	141/172
6.	Ryan Longwell	81.9	212/259
7.	Adam Vinatieri	81.6	252/309
	Jeff Wilkins	81.6	235/288
9.	John Carney	81.0	379/468

WILLIE MAC ATTACK

WILLIE MCGINEST ranks third on the Patriots' all-time sacks list with 74.5 career sacks and needs five more sacks to move into second place on the Patriots' all-time list. He overtook Tony McGee for third place on the team's sacks list on Sept. 25, 2005 when he recorded two sacks against the Steelers in Pittsburgh. McGinest has started 31 consecutive games for the Patriots at outside linebacker, remaining a constant veteran presence in a defense that has been forced to adjust to numerous changes.



PATRIOTS ALL-TIME SACK LEADERS

- | | |
|--|-------------------------------------|
| 1. Andre Tippett, 1982-93.100.0 | 4. Tony McGee, 1974-81 72.5 |
| 2. Julius Adams, 1971-8779.5 | 5. Ray Hamilton, 1973-81 54.0 |
| 3. Willie McGinest , 1994-.74.5 | 6. Chris Slade, 1993-00 51.0 |

BIG-TIME BACKERS

Patriots linebackers take up four of the top nine spots on the NFL's career sacks list among active linebackers. Chad Brown, a free agent signing by the Patriots prior to the 2005 season, leads all active linebackers with 78.0 career sacks. He is trailed closely by teammate Willie McGinest, whose 74.5 career sacks have all come as a Patriot. Additionally, Roosevelt Colvin (35.5 sacks) and Mike Vrabel (32.0 sacks) rank seventh and ninth, respectively, among all active linebackers.

ACTIVE LINEBACKERS SACKS LIST

Rk	Player	Team(s)	First Season	Sacks
1	Chad Brown	PIT/SEA/NE	1993	78.0
2	Willie McGinest	NE	1994	74.5
3	Peter Boulware	BAL	1997	69.0
4	Junior Seau	SD/MIA	1990	52.0
5	Joey Porter	PIT	1999	46.5
6	Kenard Lang	CLV	1997	42.0
7	Rosevelt Colvin	CHI/NE	1999	35.5
8	Brian Urlacher	CHI	2000	32.5
9	Mike Vrabel	PIT/NE	1997	32.0
10	Andre Carter	SF	2001	30.0


ABLE VRABEL

In proving to be one of the NFL's most versatile players, linebacker MIKE VRABEL has made important contributions for the Patriots on offense and defense. He scored his sixth career touchdown – but his first on defense – on a 24-yard interception return against Carolina in Week Two. As a situational tight end in short-yardage situations, he caught two touchdown passes in the 2004 regular season and another in Super Bowl XXXIX. Including his 1-yard touchdown catch in Super Bowl XXXVIII, Vrabel has scored on all five of his NFL receptions, two of which came in Super Bowls.



RICHARD SEYMOUR: "BIG SEY"

Defensive lineman RICHARD SEYMOUR was named to his third consecutive Pro Bowl in 2004 and was voted a defensive captain by his teammates. He leads the Patriots with 36 tackles this season and recorded his first career multiple-sack game against Pittsburgh on Sept. 25. Last season, his 67 tackles and 5.0 sacks were tops among Patriots defensive linemen. He has recorded 229 tackles since 2002, leading all Patriots defensive linemen over that span.



THREE-TIME SUPER BOWL CHAMPIONS





PATRIOTS IN THE COMMUNITY

PATRIOTS AND UNITED WAY TEAM UP FOR NEIGHBORHOOD DEVELOPMENT

On Tuesday, Oct. 18, four members of the New England Patriots traded in their helmets and pads for a hammer and nails as they teamed up with United Way of Massachusetts Bay (UWMB) for this year's Hometown Huddle. It marked the sixth consecutive year that the Patriots and UWMB have partnered for this event and the 32nd year of the NFL/United Way partnership.

Tim Dwight, Marquise Hill, Patrick Pass and Tully Banta-Cain worked alongside staff from Ensuring Stability through Action in our Community (ESAC), the City of Boston Department of Neighborhood Development Homeowner Services and teenage volunteers from YouthBuild Boston to improve the conditions of a 125-year old Mattapan house owned by Barbara Jones. The players and volunteers worked to make the home more handicap-accessible for Mrs. Jones, who has been living with Multiple Sclerosis for 26 years. Projects included building a handicap ramp over Mrs. Jones's front stairs, repairing the chain-link fence that surrounds the property and cleaning up the yard.

"The Patriots are proud to partner with the United Way for Hometown Huddle for the sixth consecutive year," said Rena Clark, vice president of community affairs and corporate philanthropy for the Patriots. "Through Hometown Huddle, the Patriots and United Way have jointly impacted the lives of citizens throughout Boston.

This year's project was especially memorable, as we worked together to create a safer and more accessible home for a member of our community."

The NFL and United Way partnership is the most visible and longest running charitable collaboration of its kind. Hometown Huddle is a NFL-wide day of service that provides NFL players and coaches from each team the opportunity to take part in a variety of community-service activities, including building homes for low-income families and visiting local military bases. Started in 1999 by the NFL and United Way, Hometown Huddle continues to help make a difference in communities across the country.



Defensive lineman Marquise Hill helps build a ramp outside of the home of Barbara Jones.

PATRIOTS GAIN YARDS FOR MEN'S HEALTH

Ten New England Patriots players encouraged men to think more about their health, while also taking part in important health screenings, when they attended the Patriots' second annual Men's Health Day, a free event sponsored by Gillette and the New England Patriots Charitable Foundation.

Deion Branch, Christian Fauria, Tim Dwight, Duane Starks, Wesley Britt, Dan Koppen, Matt Cassel, Ellis Hobbs, Russ Hochstein and Ty Warren all made appearances at the health fair, taking part in a variety of health screenings. Players spent time signing autographs and posing for photographs with many of the patrons, encouraging them to take the time to learn more about men's health issues. In addition to blood pressure and cholesterol screenings, several Patriots had ultraviolet photos taken of their faces to determine the amount of sun damage they had sustained. Dwight, Hobbs and Koppen also gave blood at the American Red Cross booth.

Participating organizations included the Dana-Farber Cancer Institute, Boston Medical Center, American Heart Association, American Red Cross, American Cancer Society and American Diabetes Association.

UPCOMING EVENT

Nov. 2 – Deion Branch Donation Presentation: Deion Branch will present Braintree High School with \$20,000 worth of gym/exercise equipment on behalf on the New England Dairy and Food Council. The donation is the grand prize from the NEDFC's 3-A-Day of Dairy's MVP contest.

WHO: Deion Branch, Braintree High School students, New England Dairy and Food Council

WHEN: Tuesday, November 2, 2005 at 9:30 a.m.

WHERE: Braintree High School auditorium, 128 Town St., Braintree, MA 02184



THREE-TIME SUPER BOWL CHAMPIONS





BROADCAST INFORMATION

PATRIOTS ALL ACCESS

Patriots All Access, an Emmy Award-winning one-hour magazine show, airs weekly throughout the season on WCVB-TV Channel 5 in Boston. Indicative of its name, Patriots All Access provides viewers exclusive, behind-the-scenes access and weekly in-depth features on Patriots players and personnel. WCVB's Mike Lynch hosts the program and is joined by head coach Bill Belichick for a weekly chalk talk and also by a Patriots player of the week. Another weekly segment takes a look at what Patriots players do off the field. The show also offers game previews, reviews and comprehensive analysis of every Patriots game.



WCVB-TV Channel 5

Patriots All Access.....Saturdays at 7:00 p.m and Sundays at 10:00 a.m.

TOTALLY PATRIOTS



Totally Patriots, a youth-oriented football show, is making its debut for the 2005 season, airing each Sunday morning on WCVB, Channel 5 in Boston. The show, hosted by Kerry Connolly, is geared towards young fans and includes a health and fitness segment as well as a weekly football tips feature with Patriots Hall of Fame linebacker Andre Tippett and a current Patriots player. Other features and segments emphasize the importance of an active lifestyle and let young football players hear directly from the pros. Check your local listings for other times and locations.

WCVB-TV Channel 5

Totally Patriots.....Sundays at 11:00 a.m.

WBCN PATRIOTS ROCK RADIO NETWORK

For the 11th consecutive season, WBCN was proud to be the flagship station for the Patriots Rock Radio Network. Every Patriots game was heard on WBCN (104.1 FM) and its network of 36 stations throughout all six New England states. Longtime broadcast tandem Gil Santos and Gino Cappelletti call all of the action in static-free stereo sound.



FLAGSHIP STATION
WBCN
Boston ★ 104.1 FM



MASSACHUSETTS

WBSM	Fairhaven	1420 AM
WSAR	Fall River	1480 AM
WGAW	Gardner	1340 AM
WPVQ	Greenfield	95.3 FM
WBEC	Pittsfield	1420 AM
WBEC	Pittsfield	95.7 FM
WAQY	Springfield	102.1 FM
WXTK	Cape Cod	95.1 FM
WWFX	Worcester	100.1 FM

NEW HAMPSHIRE

WKXL	Concord	1450 AM
WSHK	Dover	105.3 FM
WSAK	Hampton	102.1 FM
WTPL	Hillsboro	107.7 FM
WVRR	Lebanon	101.7 FM
WFEA	Manchester	1370 AM
WWHQ	Meredith	101.5 FM
WPKQ	N. Conway	103.7 FM

RHODE ISLAND

WSKO	Providence	790 AM
WSKO	Providence	99.7 FM

VERMONT

WBTN	Bennington	1370 AM
WKVT	Brattleboro	92.7 FM
WEAV	Burlington	960 AM
WXZO	Burlington	96.7 FM
WMXR	Woodstock	93.9 FM
WMOO	Derby	92.1 FM
WEXP	Rutland	101.5 FM
WSTJ	St Johnsbury	1340 AM
WSNO	Waterbury	1450 AM

MAINE

WEBB	Augusta	98.5 FM
WNSX	Bangor	97.7 FM
WHOU	Houlton	100.1 FM
WBLM	Portland	102.9 FM
WFZX	Searsport	101.7 FM

CONNECTICUT

WCCC	Hartford	106.9 FM
WMOS	New London	104.7 FM
WINY	Putnam	1350 AM

PATRIOTS MONDAY ON WEEI

Sports Radio WEEI has the exclusive rights to broadcast "Patriots Monday" from Gillette Stadium every week during the season. The daylong programming lineup offers fans unique access from head coach Bill Belichick and quarterback Tom Brady along with appearances by other star players.

Sports Radio WEEI

850 AM (Boston) and 103.7 FM (Providence)

Time (Mondays)	Show	Guest(s)
6:00 – 10:00 a.m.	Dennis and Callahan	Tom Brady
10:00 a.m. – 2:00 p.m.	Dale and Holley	Stars of the Week
2:00 – 6:00 p.m.	The Big Show	Coach Belichick

PATRIOTS FOOTBALL WEEKLY ON WB56

Join the editorial staff of Patriots Football Weekly for a half-hour Patriots extravaganza every Saturday night during the football season on WLVI-TV (WB56). The ultimate studio sports show for the ultimate Patriots fan is patterned like the official team newspaper, aiming to be confrontational and opinionated as the reporters dish about what's ahead for the team, give opponent analysis and offer insider information they've learned from working in the trenches at Gillette Stadium.

WLVI-TV Channel 56

Patriots Football Weekly Every Saturday night at Midnight

PATRIOTS.COM

The official Web site of the New England Patriots offers fans an exciting lineup of daily features and is one of the most advanced and exciting Web sites in all of sports. **Patriots.com Radio** features six hours of original daily programming beginning at noon ET and allows fans to interact with hosts and guests via phone and email. Besides these features, the site offers daily news updates, press releases, live coverage of all press conferences and much more.

TELEVISION RATINGS

Historically, the Patriots have been at or near the top of the weekly television ratings for the 2.4 million homes in the Boston market. Below is a historical perspective to show the Patriots' consistent popularity in the Boston market.

2005 RATINGS: BOSTON TV MARKET

Date	Opponent	Net.	Boston TV	Rtg / Share
09/08	Oakland	ABC	WCVB 5	23.3 / 44
09/18	at Carolina	CBS	WBZ 4	22.3 / 50
09/25	at Pittsburgh	CBS	WBZ 4	29.9 / 52
10/02	San Diego	CBS	WBZ 4	21.0 / 43
10/09	at Atlanta	CBS	WBZ 4	27.4 / 55
10/16	at Denver	CBS	WBZ 4	28.9 / 48
10/30	Buffalo	ESPN	WCVB 5	27.8 / 46

RATINGS HISTORY

Season	Rating / Share
2004 Regular Season Average	31.2 / 56
2004 Postseason Average	48.9 / 70
2003 Regular Season Average	26.8 / 51
2003 Postseason Average	47.0 / 72
2002 Regular Season Average	28.5 / 53
2001 Regular Season Average	24.7 / 48
2001 Postseason Average	47.4 / 73

Note: Each ratings point represents one percent of the 2.4 million homes in the Boston TV market.



THREE-TIME SUPER BOWL CHAMPIONS





2005 OFFENSIVE STATISTICS

WON 4, LOST 3

09/08 W 30-20	Oakland	68,756
09/18 L 17-27	at Carolina	73,528
09/25 W 23-20	at Pittsburgh	64,868
10/02 L 17-41	San Diego	68,756
10/09 W 31-28	at Atlanta	71,079
10/16 L 20-28	at Denver	76,571
10/30 W 21-16	Buffalo	68,756
11/07	Indianapolis	
11/13	at Miami	
11/20	New Orleans	
11/27	at Kansas City	
12/04	New York Jets	
12/11	at Buffalo	
12/17	Tampa Bay	
12/26	at New York Jets	
01/01	Miami	

	N.E.	Opp.
TOTAL FIRST DOWNS	138	142
Rushing	40	50
Passing	85	74
Penalty	13	18
3rd Down: Made/Att	32/90	34/90
3rd Down Pct.	35.6	37.8
4th Down: Made/Att	1/2	0/1
4th Down Pct.	50.0	0.0
POSSESSION AVG.	28:33	31:27
TOTAL NET YARDS	2540	2514
Avg. Per Game	362.9	359.1
Total Plays	429	441
Avg. Per Play	5.9	5.7
NET YARDS RUSHING	587	899
Avg. Per Game	83.9	128.4
Total Rushes	166	220
NET YARDS PASSING	1953	1615
Avg. Per Game	279.0	230.7
Sacked/Yards Lost	10/82	13/91
Gross Yards	2035	1706
Att./Completions	253/159	208/115
Completion Pct.	62.8	55.3
Had Intercepted	5	2
PUNTS/AVERAGE	40/45.6	40/45.7
NET PUNTING AVG.	40/38.7	40/39.2
PENALTIES/YARDS	59/507	65/519
FUMBLES/BALL LOST	9/6	5/3
TOUCHDOWNS	19	21
Rushing	9	7
Passing	9	13
Returns	1	1

* SCORE BY PERIODS

	Q1	Q2	Q3	Q4	OT	PTS
TEAM	48	17	43	51	0	159
OPPONENTS	27	68	34	51	0	180

* SCORING

	TD	Ru	Pa	Rt	K-PAT	FG	S	PTS
Vinatieri	0	0	0	0	18/19	9/13	0	45
Dillon	7	7	0	0			0	42
Branch	2	0	2	0			0	12
Dwight	2	0	2	0			0	12
Graham	2	0	2	0			0	12
Pass	2	2	0	0			0	12
Givens	1	0	1	0			0	6
Johnson	1	0	1	0			0	6
Vrabel	1	0	0	1			0	6
Watson	1	0	1	0			0	6
TEAM	19	9	9	1	18/19	9/13	0	159
OPPONENTS	21	7	13	1	19/19	11/14	0	180

2-Pt. Conversions: TEAM 0-0, OPPONENTS 1-2
 SACKS: Colvin 2.5, McGinest 2.5, Vrabel 2.5,
 Seymour 2.0, Green 1.5, Beisel 1.0,
 Klecko 0.5, Wilfork 0.5, TEAM 13.0, OPPONENTS 10.0

* PASSING

	Att	Cmp	Yds	Cmp%	Yds/Att	TD	TD%	Int	Int%	Long	Sack/Lost	Rating
Brady	249	157	2020	63.1	8.11	9	3.6	4	1.6	71	10/	82
Cassel	4	2	15	50.0	3.75	0	0.0	1	25.0	12	0/	0
TEAM	253	159	2035	62.8	8.04	9	3.6	5	2.0	71	10/	82
OPPONENTS	208	115	1706	55.3	8.20	13	6.3	2	1.0	85t	13/	91

* RUSHING

	No.	Yds	Avg	Long	TD
Dillon	114	401	3.5	29	7
Pass	21	126	6.0	17	2
Faulk	14	28	2.0	4	0
Brady	8	20	2.5	12	0
Zereoue	7	14	2.0	12	0
Cassel	1	-1	-1.0	-1	0
Dwight	1	-1	-1.0	-1	0
TEAM	166	587	3.5	29	9
OPPONENTS	220	899	4.1	68	7

* RECEIVING

	No.	Yds	Avg	Long	TD
Branch	40	529	13.2	51	2
Givens	38	413	10.9	30	1
Pass	17	187	11.0	39	0
T. Brown	16	208	13.0	71	0
Faulk	13	116	8.9	23	0
Graham	9	157	17.4	45t	2
Dwight	8	133	16.6	49	2
Watson	7	134	19.1	35	1
Dillon	7	89	12.7	25	0
Johnson	2	58	29.0	55t	1
A. Davis	1	6	6.0	6	0
Zereoue	1	5	5.0	5	0
Fauria	0	0	---	0	0
Green	0	0	---	0	0
TEAM	159	2035	12.8	71	9
OPPONENTS	115	1706	14.8	85t	13

* INTERCEPTIONS

	No.	Yds	Avg	Long	TD
Vrabel	1	24	24.0	24t	1
Samuel	1	0	0.0	0	0
TEAM	2	24	12.0	24t	1
OPPONENTS	5	46	9.2	41t	1

* PUNTING

	No.	Yds	Avg	Net	TB	In	Lg	B
Miller	39	1823	46.7	38.7	2	13	58	1
TEAM	40	1823	45.6	38.7	2	13	58	1
OPPONENTS	40	1829	45.7	39.2	5	12	66	0

* PUNT RETURNS

	Ret	FC	Yds	Avg	Long	TD
Dwight	18	5	150	8.3	28	0
Johnson	1	0	11	11.0	11	0
T. Brown	0	5	0	---	---	0
TEAM	19	10	161	8.5	28	0
OPPONENTS	22	4	236	10.7	76	0

* KICKOFF RETURNS

	No.	Yds	Avg	Long	TD
Johnson	16	387	24.2	54	0
Hobbs	13	314	24.2	37	0
Faulk	3	65	21.7	26	0
Banta-Cain	1	14	14.0	14	0
Stone	1	0	0.0	0	0
TEAM	34	780	22.9	54	0
OPPONENTS	29	628	21.7	44	0

* FIELD GOALS

	1-19	20-29	30-39	40-49	50+
Vinatieri	0/	0/	3/	3/	4/
TEAM	0/	0/	3/	3/	4/
OPPONENTS	0/	0/	3/	3/	2/
Vinatieri: (26G) (45G) (53N, 48G, 35G, 43G) (37N, 24G) (29G) (39G, 53N, 38G) (44N)					
OPPONENTS: (43N) (51G, 52G) (33G, 52N, 24G) (42G, 21G) (33G, 58G) () (46N, 23G, 35G, 41G)					



THREE-TIME SUPER BOWL CHAMPIONS





2005 DEFENSIVE STATISTICS

Tackle Statistics Based on Coaches' Film Review

DEFENSIVE STATISTICS											SP. TEAMS					FUMBLES - LOST (9-6)				
Name	TT	UT	A	S/ YL	Int/	Yds	PD	FF	FR		TT	UT	A	FF	FR	Own				
																No.	Lost	Rec.	O.B.	
Mike Vrabel	53	38	15	2.5	14.0	1	24	3	-	-	1	1	0	-	-	Kevin Faulk	2	2	0	0
Monty Beisel	42	24	18	1.0	2.0	-	-	1	1	-	3	2	1	-	-	Tom Brady	2	2	0	0
Vince Wilfork	42	21	21	0.5	4.0	-	-	-	-	1	0	0	0	-	-	Benjamin Watson	1	1	0	0
Ty Warren	40	20	20	-	-	-	-	1	-	-	0	0	0	-	-	Patrick Pass	1	1	0	0
Chad Brown	39	26	13	-	-	-	-	-	-	-	0	0	0	-	-	Daniel Graham	1	0	1	0
Richard Seymour	36	19	17	2.0	17.0	-	-	2	-	-	0	0	0	-	-	Bethel Johnson	1	0	1	0
Eugene Wilson	34	18	16	-	-	-	-	4	-	1	2	1	1	-	-	Tim Dwight	1	0	1	0
Jarvis Green	33	22	11	1.5	14.0	-	-	-	1	-	0	0	0	-	-	Totals	9	6	3	0
Willie McGinest	32	25	7	2.5	13.0	-	-	2	-	-	0	0	0	-	-					
Rosevelt Colvin	29	18	11	2.5	23.0	-	-	2	1	1	0	0	0	-	-					
Duane Starks	23	15	8	-	-	-	-	5	-	-	0	0	0	-	-					
Asante Samuel	21	15	6	-	-	1	0	9	-	-	0	0	0	-	-					
Guss Scott	19	16	3	-	-	-	-	-	-	-	5	2	3	-	-					
Rodney Harrison	16	7	9	-	-	-	-	1	-	-	3	2	1	-	-					
Tedy Bruschi	10	4	6	-	-	-	-	-	-	-	0	0	0	-	-					
Arturo Freeman	8	5	3	-	-	-	-	-	-	-	0	0	0	-	-					
Mike Wright	5	4	1	-	-	-	-	-	-	-	0	0	0	-	-					
Ellis Hobbs	5	3	2	-	-	-	-	1	-	-	3	1	2	-	-					
Dan Klecko	4	4	0	0.5	4.0	-	-	-	-	-	1	0	1	-	-					
Randall Gay	3	3	0	-	-	-	-	1	-	-	3	2	1	-	-					
Marquise Hill	3	2	1	-	-	-	-	-	-	-	0	0	0	-	-					
Chad Scott	2	2	0	-	-	-	-	-	-	-	0	0	0	-	-					
James Sanders	2	2	0	-	-	-	-	-	-	-	0	0	0	-	-					
Hank Poteat	2	2	0	-	-	-	-	-	-	-	0	0	0	-	-					
Matt Chatham	2	0	2	-	-	-	-	-	-	-	7	2	5	-	-					
Tyrone Poole	1	1	0	-	-	-	-	-	-	-	0	0	0	-	-					
Don Davis	0	0	0	-	-	-	-	-	-	-	15	2	13	-	-					
Larry Izzo	0	0	0	-	-	-	-	-	-	-	7	6	1	-	-					
Bethel Johnson	0	0	0	-	-	-	-	-	-	-	5	4	1	-	1					
Patrick Pass	0	0	0	-	-	-	-	-	-	-	5	4	1	-	-					
Tully Banta-Cain	0	0	0	-	-	-	-	-	-	-	4	0	4	-	-					
Wesly Mallard	0	0	0	-	-	-	-	-	-	-	3	2	1	-	-					
Michael Stone	0	0	0	-	-	-	-	-	-	-	3	0	3	-	-					
Lonie Paxton	0	0	0	-	-	-	-	-	-	-	2	0	2	-	-					
Benjamin Watson	0	0	0	-	-	-	-	-	-	-	1	1	0	-	-					
Daniel Graham	0	0	0	-	-	-	-	-	-	-	1	1	0	-	-					
Tim Dwight	0	0	0	-	-	-	-	-	-	-	0	0	0	-	1					
Totals	506	316	190	13.0	91.0	2	24	32	3	3	74	33	41	0	2					

BLOCKED KICKS			
	XP	FG	P
Totals	0	0	0

MISC. OFFENSIVE STATS				
	Tkl	Ast	FF	FR
Deion Branch	2	0	0	0
Troy Brown	1	0	0	0
Matt Light	1	0	0	0
Logan Mankins	1	0	0	0
Kevin Faulk	1	0	0	0
Dan Koppen	1	0	0	0
Totals	7	0	0	0

BLOCKED KICKS			
	XP	FG	P
Totals	0	0	0

MISC. OFFENSIVE STATS				
	Tkl	Ast	FF	FR
Deion Branch	2	0	0	0
Troy Brown	1	0	0	0
Matt Light	1	0	0	0
Logan Mankins	1	0	0	0
Kevin Faulk	1	0	0	0
Dan Koppen	1	0	0	0
Totals	7	0	0	0

LEGEND	
TT- Total Tackles	PD- Pass Defensed
UT- Unassisted Tackles	FF- Forced Fumbles
A- Assists	FR- Fumbles Recovered
S/Yds- Sacks/Yards Lost	Tack. T.O. - Tackles off Turnovers
I/Ret.- Interceptions/Return Yards	O.B. - Out of Bounds



THREE-TIME SUPER BOWL CHAMPIONS





HOW THE 2005 PATRIOTS WERE BUILT

AS OF OCTOBER 31, 2005		WAIVERS (1) / TRADES (3)	ROOKIE AND FIRST-YEAR FREE AGENTS (7)
YEAR	DRAFTEES (27)	VETERAN FREE AGENTS (15)	
1993	Troy Brown (8)		
1994	Willie McGinest (1)		
1995			
1996	Tedy Bruschi (3)		Adam Vinatieri (fa)
1997			
1998			
1999	Kevin Faulk (2)		
2000	Tom Brady (6b) Patrick Pass (7b)		Matt Chatham (fa) (cw-STL) Lonie Paxton (fa)
2001	Richard Seymour (1) Matt Light (2)	Larry Izzo (fa) (MIA) Mike Vrabel (3) (PIT)	Tom Ashworth (fa) Stephen Neal (fa)
2002	Daniel Graham (1) Deion Branch (2) Jarvis Green (4b) David Givens (7b)	Christian Fauria (2) (SEA)	Russ Hochstein (5)
2003	Ty Warren (1) Eugene Wilson (2a) Bethel Johnson (2b) Dan Klecko (D4a) Asante Samuel (4b) Dan Koppen (5) Tully Banta-Cain (7b)	Rosevelt Colvin (4) (CHI) Don Davis (fa) (STL) Brandon Gorin (7) (SD)	
2004	Vince Wilfork (1a) Benjamin Watson (1b) Marquise Hill (2)	Josh Miller (fa) (PIT)	Corey Dillon (2) (tr-CIN) Randall Gay (fa)
2005	Logan Mankins (1) Ellis Hobbs (3a) Nick Kaczur (3b) James Sanders (4) Matt Cassel (7a)	Monty Beisel (4) (KC) Chad Brown (2) (SEA) Tim Dwight (4) (SD) Doug Flutie (11) (SD) Arturo Freeman (5) (TEN) Hank Poteat (3) (PIT) Michael Stone (2) (STL) Amos Zereoue (3) (OAK)	Andre' Davis (2) (tr-CLV) Duane Starks (1) (tr-ARZ) INJURED RESERVE (6) Ryan Claridge (D5-05) Rodney Harrison (FA-03) Michael McGrew (FA-05) Tyrone Poole (FA-03) Chad Scott (FA-05) Guss Scott (D3-04)

^ Restricted Free Agent

(#) - indicates round drafted

(fa) - indicates non-drafted free agents



THREE-TIME SUPER BOWL CHAMPIONS





UNOFFICIAL 2005 DEPTH CHART

Unofficial depth chart compiled by Patriots Media Relations, October 31, 2005

OFFENSE

WR: 83 Deion Branch (7/7/0/0)	86 Tim Dwight (7/0/0/0)	81 Bethel Johnson (5/0/0/2)
LT: <u>77 Nick Kaczur (7/4/0/0)</u>	76 Brandon Gorin (3/0/1/3)	72 Matt Light (3/3/0/4)*
LG: <u>70 Logan Mankins (7/7/0/0)</u>	71 Russ Hochstein (7/0/0/0)	
C: 67 Dan Koppen (7/7/0/0)	71 Russ Hochstein (7/0/0/0)	
RG: 61 Stephen Neal (7/7/0/0)	71 Russ Hochstein (7/0/0/0)	
RT: 68 Tom Ashworth (7/7/0/0)	76 Brandon Gorin (3/0/1/3)	
TE: 82 Daniel Graham (7/7/0/0)	88 Christian Fauria (7/4/0/0)	84 Benjamin Watson (7/4/0/0)
WR: 87 David Givens (7/5/0/0)	80 Troy Brown (5/0/0/2)*	18 Andre' Davis (1/0/0/3)
QB: 12 Tom Brady (7/7/0/0)	2 Doug Flutie (0/0/7/0)	<u>16 Matt Cassel (1/0/0/6)*</u>
RB: 28 Corey Dillon (6/5/1/0)	31 Amos Zereoue (3/0/1/0)	33 Kevin Faulk (3/0/0/4)*
FB: 35 Patrick Pass (7/3/0/0)		

DEFENSE

LE: 94 Ty Warren (7/7/0/0)	91 Marquise Hill (4/0/0/3)	
NT: 75 Vince Wilfork (7/7/0/0)	90 Dan Klecko (6/0/0/1)	<u>99 Mike Wright (6/0/1/0)</u>
RE: 93 Richard Seymour (4/4/0/3)*	97 Jarvis Green (7/4/0/0)	
OLB: 59 Roosevelt Colvin (7/2/0/0)	50 Mike Vrabel (7/7/0/0)	58 Matt Chatham (6/0/0/1)
ILB: 54 Tedy Bruschi (1/1/0/0)	52 Monty Beisel (7/5/0/0)	53 Larry Izzo (7/0/0/0)
ILB: 50 Mike Vrabel (7/7/0/0)	98 Chad Brown (6/5/0/1)*	51 Don Davis (7/0/0/0)
OLB: 55 Willie McGinest (7/7/0/0)	95 Tully Banta-Cain (5/0/0/2)	
LCB: 22 Asante Samuel (7/7/0/0)	<u>27 Ellis Hobbs (7/0/0/0)</u>	
RCB: 23 Duane Starks (6/5/0/1)	21 Randall Gay (3/1/0/4)*	32 Hank Poteat (1/0/0/0)
FS: 26 Eugene Wilson (7/7/0/0)	24 Michael Stone (4/0/0/0)	
SS: 25 Arturo Freeman (2/1/0/0)	<u>36 James Sanders (2/1/0/5)*</u>	

SPECIAL TEAMS

K: 4 Adam Vinatieri (7/0/0/0)	8 Josh Miller (7/0/0/0)
P: 8 Josh Miller (7/0/0/0)	4 Adam Vinatieri (7/0/0/0)
H: 8 Josh Miller (7/0/0/0)	12 Tom Brady (7/7/0/0)
PR: 86 Tim Dwight (7/0/0/0)	80 Troy Brown (5/0/0/2)*
KR: 81 Bethel Johnson (5/0/0/2)	<u>27 Ellis Hobbs (7/0/0/0)</u>
LS: 66 Lonie Paxton (7/0/0/0)	71 Russ Hochstein (7/0/0/0)

*- Player was inactive for last week's game
Rookie and first-year players are underlined

PATRIOTS PRONUNCIATION GUIDE

Monty Beisel.....	BYE-sull	Bethel Johnson	BETH-ull
Matt Cassel	CASTLE	Nick Kaczur	KÄ-zur
Christian Fauria	FOUR-ee-ay	Dan Koppen.....	COPE-en
Marquise Hill	mar-KEESE	Adam Vinatieri	vin-a-TERRY
Russ Hochstein.....	HOKE-stine		



THREE-TIME SUPER BOWL CHAMPIONS





2005 ALPHABETICAL ROSTER

October 31, 2005

#	NAME	POS	HT	WT	BORN	YR	COLLEGE	H.S. HOMETOWN
68	Ashworth, Tom	T	6-6	305	10/10/77	4	Colorado	Englewood, Colo.
95	Banta-Cain, Tully	LB	6-2	250	08/28/80	3	California	Sunnyvale, Calif.
52	Beisel, Monty	LB	6-3	238	08/20/78	5	Kansas State	Douglass, Kan.
12	Brady, Tom	QB	6-4	225	08/03/77	6	Michigan	San Mateo, Calif.
83	Branch, Deion	WR	5-9	193	07/18/79	4	Louisville	Albany, Ga.
98	Brown, Chad	LB	6-2	245	07/12/70	13	Colorado	Altadena, Calif.
80	Brown, Troy	WR	5-10	196	07/02/71	13	Marshall	Blackville, S.C.
54	Bruschi, Tedy	LB	6-1	247	06/09/73	10	Arizona	Roseville, Calif.
16	Cassel, Matt	QB	6-4	222	05/17/82	R	Southern California	Northridge, Calif.
58	Chatham, Matt	LB	6-4	250	06/28/77	6	South Dakota	Sioux City, Iowa
59	Colvin, Rosevelt	LB	6-3	250	09/05/77	7	Purdue	Indianapolis, Ind.
18	Davis, Andre'	WR	6-1	195	06/12/79	4	Virginia Tech	Niskayuna, N.Y.
51	Davis, Don	LB	6-1	235	12/17/72	10	Kansas	Olathe, Kan.
28	Dillon, Corey	RB	6-1	225	10/24/74	9	Washington	Seattle, Wash.
86	Dwight, Tim	WR	5-8	180	07/13/75	8	Iowa	Iowa City, Iowa
33	Faulk, Kevin	RB	5-8	202	06/05/76	7	Louisiana State	Carencro, La.
88	Fauria, Christian	TE	6-4	250	09/22/71	11	Colorado	Encino, Calif.
2	Flutie, Doug	QB	5-10	180	10/23/62	12	Boston College	Natick, Mass.
25	Freeman, Arturo	S	6-0	200	10/27/76	6	South Carolina	Orangeburg, S.C.
21	Gay, Randall	CB	5-11	186	05/05/82	2	Louisiana State	Brusly, La.
87	Givens, David	WR	6-0	215	08/16/80	4	Notre Dame	Humble, Texas
76	Gorin, Brandon	T	6-6	308	07/17/78	4	Purdue	Muncie, Ind.
82	Graham, Daniel	TE	6-3	257	11/16/78	4	Colorado	Denver, Colo.
97	Green, Jarvis	DL	6-3	290	01/12/79	4	Louisiana State	Donaldsonville, La.
91	Hill, Marquise	DE	6-6	300	08/07/82	2	Louisiana State	New Orleans, La.
27	Hobbs, Ellis	CB	5-9	188	05/16/83	R	Iowa State	DeSoto, Texas
71	Hochstein, Russ	G	6-4	305	10/07/77	5	Nebraska	Hartington, Neb.
53	Izzo, Larry	LB	5-10	228	09/26/74	10	Rice	Houston, Texas
81	Johnson, Bethel	WR	5-11	200	02/11/79	3	Texas A&M	Corsicana, Texas
77	Kaczur, Nick	T	6-4	319	07/28/79	R	Toledo	Brantford, Ontario
90	Klecko, Dan	DL	5-11	275	01/12/81	3	Temple	Colts Neck, N.J.
67	Koppen, Dan	C	6-2	296	09/12/79	3	Boston College	Whitehall, Pa.
72	Light, Matt	T	6-4	305	06/23/78	5	Purdue	Greenville, Ohio
70	Mankins, Logan	OL	6-4	307	03/10/82	R	Fresno State	Catheys Valley, Calif.
55	McGinest, Willie	LB	6-5	270	12/11/71	12	Southern California	Long Beach, Calif.
8	Miller, Josh	P	6-4	225	07/14/70	10	Arizona	Rockaway, N.Y.
61	Neal, Stephen	G	6-4	305	10/09/76	4	Cal State-Bakersfield	San Diego, Calif.
35	Pass, Patrick	FB	5-10	217	12/31/77	6	Georgia	Tucker, Ga.
66	Paxton, Lonie	LS	6-2	260	03/13/78	6	Sacramento State	Corona, Calif.
32	Poteat, Hank	CB	5-10	192	08/30/77	4	Pittsburgh	Harrisburg, Pa.
22	Samuel, Asante	CB	5-10	185	01/06/81	3	Central Florida	Ft. Lauderdale, Fla.
36	Sanders, James	S	5-10	207	11/11/83	R	Fresno State	Porterville, Calif.
93	Seymour, Richard	DL	6-6	310	10/06/79	5	Georgia	Gadsden, S.C.
23	Starks, Duane	CB	5-10	174	05/23/74	8	Miami (Fla.)	Miami, Fla.
24	Stone, Michael	S	6-0	201	02/13/78	5	Memphis	Southfield, Mich.
4	Vinatieri, Adam	K	6-0	202	12/28/72	10	South Dakota State	Rapid City, S.D.
50	Vrabel, Mike	LB	6-4	261	08/14/75	9	Ohio State	Akron, Ohio
94	Warren, Ty	DL	6-5	300	02/06/81	3	Texas A&M	Bryan, Texas
84	Watson, Benjamin	TE	6-3	253	12/18/80	2	Georgia	Rock Hill, S.C.
75	Wilfork, Vince	DL	6-2	325	11/04/81	2	Miami (Fla.)	Boynton Beach, Fla.
26	Wilson, Eugene	DB	5-10	195	08/17/80	3	Illinois	Merrillville, Ind.
99	Wright, Mike	DL	6-4	295	03/01/82	R	Cincinnati	Cincinnati, Ohio
31	Zereoue, Amos	RB	5-8	205	10/08/76	7	West Virginia	Hempstead, N.Y.

PRACTICE SQUAD

49	Alexander, Eric	LB	6-2	240	02/08/82	2	Louisiana State	Port Arthur, Texas
65	Britt, Wesley	T	6-8	314	11/21/81	R	Alabama	Cullman, Ala.
13	Childress, Bam	WR	5-10	185	03/31/82	R	Ohio State	Warrensville Heights, Ohio
60	Krug, Ryan	G	6-4	304	06/07/82	R	Connecticut	Pine Beach, N.J.
14	Sam, P.K.	WR	6-3	210	02/26/83	2	Florida State	Buford, Ga.
92	Thomas, Santonio	DL	6-4	308	07/02/81	R	Miami (Fla.)	Belle Glade, Fla.
41	Ventrone, Raymond	S	5-10	200	10/21/82	R	Villanova	Pittsburgh, Pa.
74	Yates, Billy	G	6-2	305	04/15/80	2	Texas A&M	Fort Worth, Texas

HEAD COACH: BILL BELICHICK

ASSISTANTS: Joel Collier, Assistant Secondary; Brian Daboll, Wide Receivers; Ivan Fears, Running Backs; Pepper Johnson, Defensive Line; Eric Mangini, Defensive Coordinator; Pete Mangurian, Tight Ends; Josh McDaniels, Quarterbacks; Harold Nash, Assistant Strength and Conditioning; Matt Patricia, Assistant Offensive Line; Dean Pees, Linebackers; Dante Scarnecchia, Assistant Head Coach/Offensive Line; Bryan Seely, Special Teams; Mike Woicik, Strength and Conditioning.



THREE-TIME SUPER BOWL CHAMPIONS





2005 NUMERICAL ROSTER

October 31, 2005

#	NAME	POS	HT	WT	AGE	YR	COLLEGE	HOW ACQ.	P/S/D/I
2	Doug Flutie	QB	5-10	180	43	12	Boston College	FA (SD)-05	0/0/7/0
4	Adam Vinatieri	K	6-0	202	32	10	South Dakota State	FA-96	7/0/0/0
8	Josh Miller	P	6-4	225	35	10	Arizona	FA (PIT)-04	7/0/0/0
12	Tom Brady	QB	6-4	225	28	6	Michigan	D6b-00	7/7/0/0
16	Matt Cassel	QB	6-4	222	23	R	Southern California	D7a-05	1/0/0/6
18	Andre' Davis	WR	6-1	195	26	4	Virginia Tech	TR (CLV)-05	1/0/0/0
21	Randall Gay	CB	5-11	186	23	2	Louisiana State	FA-04	3/1/0/4
22	Asante Samuel	CB	5-10	185	24	3	Central Florida	D4b-03	7/7/0/0
23	Duane Starks	CB	5-10	174	31	8	Miami (Fla.)	TR (ARZ)-05	6/5/0/1
24	Michael Stone	S	6-0	201	27	5	Memphis	FA (STL)-05	4/0/0/0
25	Arturo Freeman	S	6-0	200	29	6	South Carolina	FA (TEN)-05	2/1/0/0
26	Eugene Wilson	DB	5-10	195	25	3	Illinois	D2a-03	7/7/0/0
27	Ellis Hobbs	CB	5-9	188	22	R	Iowa State	D3a-05	7/0/0/0
28	Corey Dillon	RB	6-1	225	31	9	Washington	TR (CIN)-04	6/5/1/0
31	Amos Zereoue	RB	5-8	205	29	7	West Virginia	FA-05	2/0/1/0
32	Hank Poteat	CB	5-10	192	28	4	Pittsburgh	FA (CAR)-04	1/0/0/0
33	Kevin Faulk	RB	5-8	202	29	7	Louisiana State	D2-99	3/0/0/4
35	Patrick Pass	FB	5-10	217	27	6	Georgia	D7b-00	7/3/0/0
36	James Sanders	S	5-10	207	21	R	Fresno State	D4-05	2/1/0/5
50	Mike Vrabel	LB	6-4	261	30	9	Ohio State	UFA (PIT)-01	7/7/0/0
51	Don Davis	LB	6-1	235	32	10	Kansas	UFA (STL)-03	7/0/0/0
52	Monty Beisel	LB	6-3	238	27	5	Kansas State	UFA (KC)-05	7/5/0/0
53	Larry Izzo	LB	5-10	228	31	10	Rice	UFA (MIA)-01	7/0/0/0
54	Tedy Bruschi	LB	6-1	247	32	10	Arizona	D3-96	1/1/0/0
55	Willie McGinest	LB	6-5	270	33	12	Southern California	D1-94	7/7/0/0
58	Matt Chatham	LB	6-4	250	27	6	South Dakota	CW-00	6/0/0/1
59	Rosevelt Colvin	LB	6-3	250	28	7	Purdue	UFA (CHI)-03	7/2/0/0
61	Stephen Neal	G	6-4	305	29	4	Cal State-Bakersfield	FA-01	7/7/0/0
66	Lonie Paxton	LS	6-2	260	27	6	Sacramento State	FA-00	7/0/0/0
67	Dan Koppen	C	6-2	296	26	3	Boston College	D5-03	7/7/0/0
68	Tom Ashworth	T	6-6	305	28	4	Colorado	FA-01	7/7/0/0
70	Logan Mankins	OL	6-4	307	23	R	Fresno State	D1-05	7/7/0/0
71	Russ Hochstein	G	6-4	305	28	5	Nebraska	FA-03	7/0/0/0
72	Matt Light	T	6-4	305	27	5	Purdue	D2-01	3/3/0/4
75	Vince Wilfork	DL	6-2	325	25	2	Miami (Fla.)	D1a-04	7/7/0/0
76	Brandon Gorin	T	6-6	308	27	4	Purdue	FA-03	3/0/1/3
77	Nick Kaczur	T	6-4	319	26	R	Toledo	D3b-05	7/4/0/0
80	Troy Brown	WR	5-10	196	34	13	Marshall	D8-93	5/0/0/2
81	Bethel Johnson	WR	5-11	200	25	3	Texas A&M	D2b-03	5/0/0/2
82	Daniel Graham	TE	6-3	257	25	4	Colorado	D1-02	7/7/0/0
83	Deion Branch	WR	5-9	193	26	4	Louisville	D2-02	7/7/0/0
84	Benjamin Watson	TE	6-3	253	29	2	Georgia	D1b-04	7/4/0/0
86	Tim Dwight	WR	5-8	180	30	8	Iowa	FA-05	7/0/0/0
87	David Givens	WR	6-0	215	25	4	Notre Dame	D7b-02	7/5/0/0
88	Christian Fauria	TE	6-4	250	34	11	Colorado	UFA (SEA)-02	7/4/0/0
90	Dan Klecko	DL	5-11	275	24	3	Temple	D4a-03	6/0/0/1
91	Marquise Hill	DE	6-6	300	23	2	Louisiana State	D2-04	4/0/0/3
93	Richard Seymour	DL	6-6	310	26	5	Georgia	D1-01	4/4/0/3
94	Ty Warren	DL	6-5	300	24	3	Texas A&M	D1-03	7/7/0/0
95	Tully Banta-Cain	LB	6-2	250	25	3	California	D7b-03	5/0/0/2
97	Jarvis Green	DL	6-3	290	26	4	Louisiana State	D4b-02	7/4/0/0
98	Chad Brown	LB	6-2	245	35	13	Colorado	FA (SEA)-05	6/5/0/1
99	Mike Wright	DL	6-4	295	23	R	Cincinnati	FA-05	6/0/1/0

RESERVE / INJURED

47	Ryan Claridge	LB	6-2	254	24	R	Nevada-Las Vegas	D5-05	-/-/-/-
37	Rodney Harrison	S	6-1	220	32	12	Western Illinois	FA (SD)-03	3/3/0/0
15	Michael McGrew	WR	6-2	201	23	R	Virginia	FA-05	-/-/-/-
38	Tyrone Poole	CB	5-8	188	33	10	Fort Valley State	UFA (DEN)-03	1/1/0/5
30	Chad Scott	CB	6-1	202	31	9	Maryland	FA (PIT)-05	3/0/0/2
29	Guss Scott	S	5-10	205	23	2	Florida	D3-04	5/2/0/1

HEAD COACH: BILL BELICHICK

ASSISTANTS: Joel Collier, Assistant Secondary; Brian Daboll, Wide Receivers; Ivan Fears, Running Backs; Pepper Johnson, Defensive Line; Eric Mangini, Defensive Coordinator; Pete Mangurian, Tight Ends; Josh McDaniels, Quarterbacks; Harold Nash, Assistant Strength and Conditioning; Matt Patricia, Assistant Offensive Line; Dean Pees, Linebackers; Dante Scarnecchia, Assistant Head Coach/Offensive Line; Brad Seely, Special Teams; Mike Woicik, Strength and Conditioning.

Ages as of Nov. 7, 2005



THREE-TIME SUPER BOWL CHAMPIONS





2005 TRANSACTIONS

MARCH, 2005

3/4 Duane Starks Acquired via Trade (ARZ)
 3/7 Pete Mangurian Named Tight Ends Coach
 Patrick Pass Re-Signed
 3/8 Stephen Neal Re-Signed
 3/13 Tim Dwight Signed
 3/15 Tom Ashworth Re-Signed
 3/22 Don Davis Re-Signed
 3/24 Ethan Kelley Re-Signed

APRIL, 2005

4/5 David Terrell Signed
 4/14 Monty Beisel Signed
 4/18 Wesly Mallard Signed
 4/23 Logan Mankins Drafted
 Ellis Hobbs Drafted
 Nick Kaczur Drafted
 4/24 James Sanders Drafted
 Ryan Claridge Drafted
 Matt Cassel Drafted
 Andy Stokes Drafted
 4/26 Chad Scott Signed
 4/29 Doug Flutie Signed
 DeCori Birmingham, Travis Conway, Kyle Eckel,
 Robbie Gould, Ryan Krug, Mike Lorenz, Matt Phillips,
 Andre Torrey, Raymond Ventrone and Mike Wright
 Signed as rookie free agents
 4/30 Earl Charles, Michael McGrew, Michael Rogers
 and Antonio Thomas Signed as rookie free agents
 Rhett Kopp Signed
 DeMarco McNeil Signed

MAY, 2005

5/2 Matt Phillips Released
 5/4 Keith Traylor Released
 5/6 Michael Rogers Released
 Mark Bartosic Released
 5/10 Chad Brown Signed
 5/12 Victor Leyva Signed
 5/18 Otis Smith Signed and placed on Res./Retired
 5/23 Troy Brown Re-Signed

JUNE, 2005

6/1 Lance Nimmo Released
 Chris Redman Released
 6/6 Antuan Edwards Signed
 6/9 Ike Charlton Released
 6/10 Andy Stokes Signed
 6/15 Travis Conway Released
 Mike Lorenz Released
 6/28 Bryan Anderson Signed
 Chad Morton Signed
 Matt Cassel Signed
 Ryan Claridge Signed

JULY, 2005

7/15 Scott Pioli Signed to a contract extension
 7/20 Nick Kaczur Signed
 James Sanders Signed
 7/22 Ellis Hobbs Signed
 DeCori Birmingham Released
 7/23 Earl Charles Released
 7/24 Bam Childress Signed
 DeMarco McNeil Released
 7/25 Logan Mankins Signed
 7/27 Michael McGrew Released
 7/28 Ted Johnson Retired
 Rich Musinski Signed
 Bryan Anderson, Tedy Bruschi, Tim Dwight,
 Chad Morton and Bethel Johnson
 Placed on PUP list
 Ethan Kelley Placed on NFI list
 7/29 Eugene Baker Signed
 Bryan Anderson Released
 7/31 Jason Anderson Signed

AUGUST, 2005

8/1 Tim Dwight Activated from PUP list
 Ethan Kelley Released
 Jake Schifino Released
 8/2 Mario Monds Signed
 8/3 Tom Sverchek Signed
 Rich Musinski Released
 8/5 Ricky Bryant Released
 8/8 Matt Brandt Signed
 Andy Stokes Released
 8/9 Matt Brandt Released
 8/14 Mario Monds Released
 8/15 Ifo Pili Signed
 Ryan Claridge Placed on Reserve / Injured
 8/21 Rhett Kopp Released
 8/22 Andre' Davis Acquired via Trade (CLV)
 8/24 Eugene Baker Released
 8/25 Antuan Edwards Released
 8/29 Rohan Davey, Cedric Cobbs
 and Dexter Reid Released
 8/30 Jason Anderson, Robbie Gould, Ryan Krug,
 Chad Morton, Ifo Pili, Hank Poteat
 and Antonio Thomas Released
 Bethel Johnson Activated from PUP list
 Michael McGrew Placed on Reserve / Injured

SEPTEMBER, 2005

9/3 Eric Alexander, Rodney Bailey, Kory Chapman, Bam
 Childress, Kyle Eckel, Joel Jacobs, Victor Leyva, Gene
 Mruczkowski, Jeff Roehl, P.K. Sam, Grant Steen, Tom
 Sverchek, David Terrell, Andre Torrey, Raymond
 Ventrone, Jed Weaver and Billy Yates
 Released
 9/4 Eric Alexander, Kory Chapman, Bam Childress, Ryan Krug,
 Jared Newberry, Raymond Ventrone and Billy Yates
 Signed to the Practice Squad
 9/5 Wesley Britt Signed to the Practice Squad
 9/7 Andre Torrey Signed to the Practice Squad
 Raymond Ventrone Released from Practice Squad
 9/8 P.K. Sam Signed to the Practice Squad
 Ryan Krug Released from Practice Squad
 9/9 Raymond Ventrone Signed to the Practice Squad
 Andre Torrey Released from Practice Squad
 9/21 Antonio Thomas Signed to the Practice Squad
 9/27 Rodney Harrison Placed on Reserve / Injured
 Wesly Mallard Released
 9/28 Gene Mruczkowski, Michael Stone
 and Amos Zereoue Signed
 Andre' Davis Released
 Ryan Krug Signed to the Practice Squad
 Jared Newberry Released from Practice Squad

OCTOBER, 2005

10/8 Eric Alexander Signed to the active roster
 Gene Mruczkowski Released
 10/11 Eric Alexander Released
 10/12 Arturo Freeman Signed
 Wesly Mallard Signed
 Chad Scott Placed on Reserve / Injured
 Eric Alexander Signed to the Practice Squad
 10/19 Andre' Davis Signed
 Hank Poteat Signed
 Guss Scott Placed on Reserve / Injured
 Wesly Mallard Released
 10/27 Tyrone Poole Placed on Reserve / Injured
 10/29 Tedy Bruschi Activated from Reserve / PUP



THREE-TIME SUPER BOWL CHAMPIONS





PATRIOTS IN CONTEXT

THREE NFL TITLES OVER A FOUR-YEAR SPAN

Team	Era	Champ. Seasons
New England Patriots	2001-Present	2001, 2003, 2004
Dallas Cowboys	1992-1995	1992, 1993, 1995
Green Bay Packers	1965-1967	1965, 1966, 1967
Chicago Bears	1940-1943	1940, 1941, 1943
Green Bay Packers	1929-1931	1929, 1930, 1931

NOTE: NFL Champions have been determined as follows – First-place team in the final standings (1920-32); Winner of the NFL championship game (1933-65); Winner of the Super Bowl (1966-present).

BACK-TO-BACK SUPER BOWL CHAMPIONS

Team	Seasons	Championship Game Results
NE	2003-2004	Def. Carolina in Super Bowl XXXVIII, 32-29 Def. Philadelphia in Super Bowl XXXIX, 24-21 Def. Green Bay in Super Bowl XXXII, 31-24
DEN	1997-1998	Def. Atlanta in Super Bowl XXXIII, 34-19 Def. Buffalo in Super Bowl XXVII, 52-17
DAL	1992-1993	Def. Buffalo in Super Bowl XXVII, 30-13 Def. Cincinnati in Super Bowl XXIII, 20-16
SF	1988-1989	Def. Denver in Super Bowl XXIV, 55-10 Def. Dallas in Super Bowl XIII, 35-31
PIT	1978-1979	Def. L.A. Rams in Super Bowl XIV, 31-19 Def. Minnesota in Super Bowl IX, 16-6
PIT	1974-1975	Def. Dallas in Super Bowl X, 21-17 Def. Washington in Super Bowl VII, 14-7
MIA	1972-1973	Def. Minnesota in Super Bowl VIII, 24-7 Def. Kansas City in Super Bowl I, 35-10
GB	1966-1967	Def. Oakland in Super Bowl II, 33-14

NOTE: There were eight back-to-back NFL champions in the pre-Super Bowl Era (1920-1965). In addition to those eight occurrences, Green Bay won three titles in a row from 1929-1931 and also won three consecutive titles from 1965-1967 (including the 1965 NFL championship game and the first two Super Bowls in 1966 and 1967). No team has won three consecutive Super Bowls.

ALL-TIME SUPER BOWL VICTORIES

Team	Titles	Championship Seasons
Dallas Cowboys.....	5	1971, 1977, 1992, 1993, 1995
San Francisco 49ers	5	1981, 1984, 1988, 1989, 1994
Pittsburgh Steelers	4	1974, 1975, 1978, 1979
New England Patriots	3	2001, 2003, 2004
Green Bay Packers	3	1966, 1967, 1996
Washington Redskins	3	1982, 1987, 1991
Oakland/L.A. Raiders.....	3	1976, 1980, 1983
Denver Broncos	2	1997, 1998
New York Giants	2	1986, 1990
Miami Dolphins	2	1972, 1973

NOTE: Teams are sorted by most recent championship season

PRO FOOTBALL'S LONGEST WINNING STREAKS

Includes postseason games

Wins	Team	Years	League
21.....	New England Patriots.....	2003-04.....	NFL
18.....	Denver Broncos.....	1997-98	NFL
18.....	San Francisco 49ers.....	1989-90	NFL
18.....	Miami Dolphins	1972-73	NFL
18.....	Cleveland Browns	1947-48	AAFC
18.....	Chicago Bears	1941-42	NFL
18.....	Chicago Bears	1933-34	NFL
17.....	Oakland Raiders	1976-77	NFL

Includes teams from the NFL (1920-Present), All American Football Conference (1946-49) and American Football League (1960-69).

NFL'S ALL-TIME BEST SINGLE-SEASON RECORDS

(Regular-season and postseason only)

Year	Team	Total	Reg	Post
1985	Bears	18-1	15-1	3-0
1984	49ers	18-1	15-1	3-0
1972	Dolphins	17-0	14-0	3-0
2004	Patriots	17-2	14-2	3-0
2003	Patriots	17-2	14-2	3-0
1998	Broncos	17-2	14-2	3-0
1991	Redskins	17-2	14-2	3-0
1989	49ers	17-2	14-2	3-0
1986	Giants	17-2	14-2	3-0
1978	Steelers	17-2	14-2	3-0

CLOSEST SUPER BOWL GAMES

Season	Game	Winner	Loser	Score	Margin
1990	XXV	NYG	BUF	20-19	1
2004	XXXIX	NE	PHI	24-21	3
2003	XXXVIII	NE	CAR	32-29	3
2001	XXXVI	NE	STL (Rams)	20-17	3
1970	V	BAL (Colts)	DAL	16-13	3
1988	XXIII	SF	CIN	20-16	4
1978	XIII	PIT	DAL	35-31	4
1975	X	PIT	DAL	21-17	4

MOST VICTORIES IN A TWO-YEAR SPAN

Including regular-season and playoff games

Team	Wins	Seasons	Year 1	Year 2	Record	Pct.
NE	34	2003-2004	17-2	17-2	34-4	.895
DEN	33	1997-1998	16-4	17-2	33-6	.846
MIA	32	1972-1973	17-0	15-2	32-2	.941
CHI	32	1985-1986	18-1	14-3	32-4	.889
SF	32	1989-1990	17-2	15-3	32-5	.865
PIT	32	1978-1979	17-2	15-4	32-6	.842

ALL-TIME NFL POSTSEASON STANDINGS

(Minimum 10 Postseason Games, Since 1920)

Team	W	L	Pct.
Green Bay Packers	24.....	14.....	.632
New England Patriots	16.....	10.....	.615
San Francisco 49ers	25.....	17.....	.595
Washington Redskins.....	22.....	15.....	.595
Dallas Cowboys.....	32.....	22.....	.593

NFL'S LONGEST POSTSEASON WINNING STREAKS

Team	Consec. Wins	Seasons
New England Patriots	9	2001, 2003-04
Green Bay Packers	9	1961-62, 1965-67
Denver Broncos.....	7	1997-98
Dallas Cowboys.....	7	1992-94
San Francisco 49ers	7	1988-90
Pittsburgh Steelers	7	1974-76

ALL-TIME SUPER BOWL APPEARANCES

(Since 1966)

Team	Conference	No.
Dallas Cowboys.....	N	8
Denver Broncos.....	A	6
New England Patriots	A	5
Miami Dolphins	A	5
Pittsburgh Steelers	A	5
Oakland/L.A. Raiders	A	5
San Francisco 49ers	N	5
Washington Redskins.....	N	5

SUPER BOWL APPEARANCES IN LAST 20 YRS

(Since 1985)

Team	Conference	No.
New England Patriots	A	5
Denver Broncos.....	A	5
Buffalo Bills.....	A	4
Dallas Cowboys.....	N	3
New York Giants	N	3
San Francisco 49ers	N	3

SUPER BOWL APPEARANCES IN LAST 10 YRS

(Since 1995)

Team	Conference	No.
New England Patriots	A	4
Denver Broncos.....	A	2
Green Bay Packers	N	2
St. Louis Rams	N	2



THREE-TIME SUPER BOWL CHAMPIONS





INSIDE THE NUMBERS

STRIKING SYMMETRY

61-19

The Patriots' record over their last 80 games (.763 winning pct.)

19-61

The Patriots' record in the 80 games immediately preceding Robert Kraft's purchase of the team in 1994 (.311 winning pct.)

FORMIDABLE FOE

11.0

The number of points per game that the Colts have allowed in 2005 – the fewest in the NFL.

5

The number of sacks the Colts have allowed in 2005 – the fewest in the NFL.

26

The number of sacks the Colts have recorded in 2005 – the most in the NFL.

2

The number of interceptions the Colts have returned for touchdowns – tied for the most in the NFL.

36

The number of penalties the Colts have been flagged for in 2005 – the fewest in the NFL.

SOLID SUCCESS

.642

The Patriots' all-time winning percentage against the Baltimore/Indianapolis Colts, their highest against any team they have played more than 10 times (43-24).

27-9

The Patriots' all-time record against the Colts in Foxborough (.750 winning pct.)

17-4

The Patriots' record against the Colts since 1993 (.810 winning pct.)

7-1

Bill Belichick's record against the Colts as head coach of the Patriots.

6-0

Tom Brady's record against the Colts as a starting quarterback.

32-33

Adam Vinatieri's field goal success record against Indianapolis in his career (97 percent success rate).

READY FOR SOME FOOTBALL

9/9/02

The date of the last Monday Night Football game in Foxborough prior to the matchup with the Colts. That game marked the grand opening of Gillette Stadium and ended in a 30-14 victory over the Pittsburgh Steelers.

4

The number of consecutive times the Patriots had played on the road when they drew a Monday night game prior to the Colts game.

4

The number of victories for the Patriots in their last six appearances on Monday Night Football, dating back to the 2000 season.

8

The number of times the Patriots will have appeared at home on Monday night in the Robert Kraft era (since 1994) following the matchup with the Colts.

3

The number of times the Patriots will have appeared at home on Monday night in the Bill Belichick era (since 2000) following the matchup with the Colts.

BACK TO THE FUTURE

1972

The season in which the Patriots made their debut on Monday Night Football in a game against the Baltimore Colts at Schaefer Stadium in Foxborough.

0

The number of times the Patriots and Colts have played on Monday night since that inaugural matchup on Nov. 6, 1972.

CONSECUTIVE STREAKS

151

Consecutive games in which Adam Vinatieri has played, the third longest streak in team history, behind only Raymond Clayborn (161) and Gino Cappelletti (152). Vinatieri has not missed a game in his 10-year career.

69

Consecutive games in which Tom Brady has started at quarterback, the longest consecutive starts streak on the team.

38

Consecutive games in which Dan Koppen has started at center, the second longest starting streak on the team.

31

Consecutive games in which Willie McGinest has started at outside linebacker, the longest consecutive starts streak on the Patriots defense.

35

Consecutive games played in which Deion Branch has recorded at least one reception.

25

Consecutive victories when producing a positive turnover differential.

7

Consecutive overtime wins (8 games including playoffs).

250

Consecutive Patriots games televised locally, including preseason, regular-season and postseason games.

120

Consecutive sellouts in Foxborough, including preseason, regular-season and postseason games.

NOTE: All of the above streaks include regular-season games only, unless noted.

2005 MILESTONES

3

The number of yards needed by Troy Brown to pass Irving Fryar (5,726 yards) for second place on the Patriots' all-time receiving yardage list. Brown enters this week's game with 5,724 career receiving yards.

28

The number of points needed by kicker Adam Vinatieri to become the Patriots' all-time leading scorer. His current career total is 1,103 points. Gino Cappelletti (1960-70) holds the franchise record with 1,130 points.

5.5

The number of sacks needed by Willie McGinest (74.5 sacks) to pass Julius Adams (79.5 sacks) for second place on the team's all-time sacks list.

45

The number of receptions Kevin Faulk needs to pass Tony Collins (261) for the most receptions by a running back in Patriots history.

65

The number of receiving yards needed by Faulk to reach 2,000 for his career. He could become just the third running back in Patriots history to achieve the milestone (Larry Garron, 2,502 and Tony Collins, 2,356).



THREE-TIME SUPER BOWL CHAMPIONS

