



PATRIOTS FACE DOLPHINS IN AFC EAST CLASH IN MIAMI

MEDIA SCHEDULE

TUESDAY, NOVEMBER 8

Players Off – No Media Availability

WEDNESDAY, NOVEMBER 9

10:45 – 11:10 a.m. Coach Belichick Press Conf.
(in Media Workroom)

11:10 – 11:55 a.m. Open Locker Room

11:40 – 11:55 a.m. Tom Brady Media Availability

Approx. 12:30 p.m. Media Availability at Practice

1:20 – 1:35 p.m. Nick Saban Conference Call

1:40 – 1:55 p.m. Dolphins Player Conference Call

THURSDAY, NOVEMBER 10

10:45 – 11:10 a.m. Coach Belichick Press Conf.
(in Media Workroom)

11:10 – 11:55 a.m. Open Locker Room

Approx. 12:30 p.m. Media Availability at Practice

FRIDAY, NOVEMBER 11

10:30 – 11:00 a.m. Coach Belichick Press Conf.
(in Media Workroom)

11:00 – 11:45 a.m. Open Locker Room

Approx. 12:00 p.m. Media Availability at Practice

SATURDAY, NOVEMBER 12

Travel to South Florida – No Media Availability

SUNDAY, NOVEMBER 13

1:00 p.m. Patriots at Miami Dolphins

2005 PATRIOTS SCHEDULE

Thurs., Sept. 8	Oakland	W	30-20
Sun., Sept. 18	at Carolina	L	17-27
Sun., Sept. 25	at Pittsburgh	W	23-20
Sun., Oct. 2	San Diego	L	17-41
Sun., Oct. 9	at Atlanta	W	31-28
Sun., Oct. 16	at Denver	L	20-28
Sun., Oct. 23	BYE WEEK		
Sun., Oct. 30	Buffalo	W	21-16
Mon., Nov. 7	Indianapolis	L	21-40
Sun., Nov. 13	at Miami	1:00	CBS
Sun., Nov. 20	New Orleans	1:00	Fox
Sun., Nov. 27	at Kansas City	1:00	CBS
Sun., Dec. 4	N.Y. Jets	4:15	CBS
Sun., Dec. 11	at Buffalo	1:00	CBS
Sat., Dec. 17	Tampa Bay	1:30	Fox
Mon., Dec. 26	at N.Y. Jets	9:00	ABC
Sun., Jan. 1	Miami	1:00	CBS

AFC EAST STANDINGS

Teams	W	L	T	Pct.	PF	PA
NEW ENGLAND.....	4	4	0	.500	180	220
Buffalo Bills.....	3	5	0	.375	128	159
Miami Dolphins.....	3	5	0	.375	146	151
New York Jets.....	2	6	0	.250	118	170

NEW ENGLAND PATRIOTS (4-4) at MIAMI DOLPHINS (3-5)

Sunday, November 13, 2005 ★ Dolphins Stadium (75,540) ★ 1:00 p.m. EST

The Patriots return to divisional play this week when they travel to South Florida to face their division foes, the Miami Dolphins. New England reached the halfway point of the season with a 4-4 record, and will play five of its remaining eight games against AFC East opposition, against whom the Patriots have won 20 of their last 24 games.

But despite their recent divisional success, the Patriots will face a tough test in a city that has historically been one of the toughest places for New England to win. Since the Patriots-Dolphins series was inaugurated in 1966, the Patriots have recorded just seven victories in Miami. The Dolphins hold a 30-7 advantage in games played at their home field, including six wins in the last seven games played in Florida.

BROADCAST INFORMATION

TELEVISION: This week's game will be broadcast to a regional audience by CBS and can be seen in Boston on WBZ Channel 4. CBS' number one broadcasting crew will produce the game for the fifth time in six CBS-televized Patriots games this season. **Jim Nantz** will handle play-by-play duties and will be joined by analyst **Phil Simms**. Reporter **Bonnie Bernstein** will provide updates from the sidelines throughout the game.

RADIO: WBCN 104.1 FM is the flagship station for the Patriots Rock Radio Network. A complete listing of the network's 36 stations can be found in this press release. Play-by-play broadcaster **Gil Santos** is in his 29th season as the voice of the Patriots and will call the action along with Patriots Hall of Famer **Gino Cappelletti**. Santos and Cappelletti are celebrating their 22nd season as a broadcast tandem.

NATIONAL RADIO: This week's game will be broadcast to a national radio audience by Westwood One. **Dave Sims** and **Bob Trumpy** will call the game.

BOUNCING BACK

The Patriots have not lost back-to-back regular-season games since December, 2002. Their streak of 41 consecutive games without back-to-back losses is the longest current streak in the NFL and the longest such mark in franchise history. The post-merger NFL record for consecutive games without two straight losses is 60, set by the San Francisco 49ers from 1995-99. The last time the Patriots had a losing streak was when they dropped a game at Tennessee (24-7, 12/16/02) and followed that with a home loss to the N.Y. Jets (30-14, 12/22/02). Below is a list of the longest current streaks without back-to-back defeats.

LONGEST ACTIVE STREAKS W/O BACK-TO-BACK REG. SEASON LOSSES

Team	Games	Last Consec. Losses
New England Patriots.....	41.....	Dec., 2002
Pittsburgh Steelers.....	31.....	Oct./Nov., 2003
Indianapolis Colts.....	17.....	Oct. 2004

PATRIOTS MEDIA WEB SITE

The Patriots' media-only Web site, located at <http://media.patriots.com>, will be updated for registered users throughout the season with all the latest media information, schedules, rosters and press releases. In addition to up-to-date information, the site's archives allow access to all of the Patriots media materials dating back to the 2002 season. The site also serves as the team's primary credentialing system.

MEDIA RELATIONS CONTACTS

Stacey James	Exec. Director of Media Relations.....	staceyj@patriots.com ..508-384-9105
Casey O'Connell	Asst. Director of Media Relations	caseyo@patriots.com ..508-384-9111
Michelle Murphy ..	Media Relations Coordinator	michelle@patriots.com ..508-384-9119
Jared Puffer	Media Relations Assistant	jaredp@patriots.com ..508-384-9195



THREE-TIME SUPER BOWL CHAMPIONS






PATRIOTS VS. DOLPHINS

SERIES HISTORY

The New England Patriots and Miami Dolphins will meet for the 80th time in their history and for the 40th year as division foes. The Patriots have won four of the last five matchups between the teams, but have won just one of the last seven games played in Miami. New England trails in the overall series, 46-33 including the postseason. New England's most recent victory in Miami came in the 2003 season, when it claimed a dramatic 19-13 overtime victory on Oct. 19, 2003. That win was the first for the Patriots over the Dolphins in Miami since 1997, and featured an 82-yard pass from Tom Brady to Troy Brown to win the game in overtime. Miami has historically been one of the toughest places in the



NFL for the Patriots to win. Overall, the Patriots hold a 7-30 regular-season record in Miami, and are 5-13 all-time at Dolphins Stadium. Last season, New England dropped a 29-28 decision to the Dolphins in Miami, a loss that broke a four-game winning streak over their division rivals. In 2004, New England split the season series, winning by a 24-10 score at Gillette Stadium on Oct. 10, 2004, a game in which the Patriots set the all-time pro football record with its 19th consecutive victory.

A listing of the results of the first 79 games between the Patriots and Dolphins can be found on page 362 of the 2005 Patriots Media Guide.

SERIES TRENDS

Miami 45, New England 31

(Not including New England 2, Miami 1 in Playoffs)

Record in New England 22-15 (1-0 in playoffs)

Record in Foxborough 20-12 (1-0)

Record in Boston 2-2

Record in Miami 7-30 (1-1 in playoffs)

Record at Dolphins / Pro Player / Joe Robbie Stadium 5-13

Record at Orange Bowl 2-17 (1-1)

Record in Tampa* 1-0

Total Points in the Series Patriots 1,533, Dolphins 1,747

Seasonal Sweeps Patriots 5, Dolphins 13

Seasonal Splits 20 (Most recent 2004)

Bill Belichick vs. Miami 5-7 (5-5 with New England)

Nick Saban vs. New England First Meeting

*A Miami home game was played in Tampa in 1969

TALE OF THE TAPE

2005 Regular Season	New England	Miami
Record	4-4	3-5
Divisional Standings	1st	T-2nd
Total Yards Gained	2,828	2,442
Total Offense (Rank)	353.5 (9)	305.3 (22)
Rush Offense	77.6 (28)	115.6 (15)
Pass Offense	275.9 (2)	189.6 (24)
Points Per Game	22.5	18.3
Total Yards Allowed	2,967	2,507
Total Defense	370.9 (31)	313.4 (16)
Rush Defense	128.9 (27)	118.1 (20)
Pass Defense	242.0 (27)	195.3 (14)
Points Allowed/Game	27.5	18.9
Possession Avg.	27:54	26:43
Sacks Allowed/Yards Lost	12/113	12/72
Sacks Made/Yards	13/91	24/220
Interceptions By	3	4
Penalties Against/Yards	63/531	77/581
Punts/Avg.	43/45.7	43/43.3
Turnover Differential	-7	-4

BEAST OF THE EAST

New England has won 11 of its last 12 divisional games and owns the best record among AFC East teams in division games since the beginning of the 2001 season (21-6). The New York Jets rank second with a 14-14 record and Miami is third with a 12-16 mark. Buffalo has a 10-19 record. In their last 24 divisional games, the Patriots are 20-4.

QUICK HITS

- Bill Belichick will face off for the first time against Dolphins Head Coach Nick Saban, who was the defensive coordinator on Belichick's coaching staff with the Cleveland Browns. This week's game marks the third time in Belichick's Patriots tenure that he will face an opposing head coach who was once one of his assistants. In 2000, Belichick matched wits twice with then-New York Jets Head Coach Al Groh, who was the linebackers coach on Belichick's Cleveland staff.
- Three of the last five games between the Patriots and Dolphins have been tight contests that have come down to the final seconds. Patriots won back-to-back overtime games (a 27-24 win in the 2002 season finale and a 19-13 win in 2003), then the Dolphins squeezed out a one-point victory last season, winning 29-28.

SOLID DOWN THE STRETCH

Over the last four seasons, the Patriots have stepped things up a notch as the calendar has flipped to November. Since 2001, New England has done a remarkable job of finishing the season strong, compiling a 39-6 (.867) record after Nov. 1, including playoff games. In fact, since the 2003 season, the Patriots are 22-2 (.917) in games played in November or later, and New England has won 23 of its last 25 games post-Nov. 1. Their record in such games the best in the NFL since 2001.

PATRIOTS BEFORE AND AFTER NOV. 1, SINCE 2001

Season	Pre-11/1	Post-11/1	Totals
2001.....	3-4.....	11-1.....	14-5*
2002.....	3-4.....	6-3.....	9-7
2003.....	6-2.....	11-0.....	17-2*
2004.....	6-1.....	11-1.....	17-2*
2005.....	4-3.....	0-1.....	4-4
Totals	22-14 (.611)	39-6 (.867)	61-19

*-Includes Playoffs

NFL'S BEST RECORDS AFTER NOVEMBER 1, SINCE 2001

Team	W	L	T	Pct.
New England	39	6	0	.867
Philadelphia	35	13	0	.729
Pittsburgh	31	12	1	.716
Green Bay	29	15	0	.659

PASSING PERFORMANCES

Tom Brady is scheduled to start at quarterback against Miami for the ninth time. Brady and the Patriots have taken all four of the meetings in Foxborough, while the Dolphins have taken three of the four battles in Miami. For the Dolphins, Gus Frerotte is scheduled to make his second career start against the Patriots. His other start against New England came more than nine years ago (Oct. 13, 1996) when he directed the Washington Redskins to a 27-22 win over the Patriots at Foxboro Stadium.

Tom Brady vs. Miami Dolphins (5-3)

Date	A	C	Yd	%	TD	I	Rating	W/L	Score
10/07/01	24	12	86	.500	0	0	58.7	L	10-30
12/22/01	19	11	108	.579	1	0	91.6	W	20-13
10/06/02	31	17	240	.548	2	2	74.7	L	13-26
12/29/02	44	25	221	.568	1	1	68.5	W	27-24
10/19/03	34	24	283	.706	2	0	115.2	W	19-13
12/07/03	31	16	163	.516	0	0	67.0	W	12-0
10/10/04	19	7	76	.368	2	1	62.6	W	24-10
12/20/04	29	18	171	.621	3	4	73.3	L	28-29
Totals	231	130	1348	.563	11	8	74.7	5-3	

Gus Frerotte vs. New England (1-0)

10/13/96	33	18	280	.545	1	0	93.0	W	27-22
----------	----	----	-----	------	---	---	------	---	-------



THREE-TIME SUPER BOWL CHAMPIONS





PATRIOTS VS. DOLPHINS

CONNECTIONS

- Patriots Head Coach **Bill Belichick** hired **Nick Saban** as his defensive coordinator when Belichick was the head coach of the Cleveland Browns in 1991. The pair worked together with the Browns for four seasons from 1991-94, and the 1994 Browns allowed an average of 12.8 points per game.
- While serving as the head coach at Louisiana State University from 2000-04, Dolphins Head Coach **Nick Saban** coached three current Patriots players: defensive lineman **Jarvis Green**, cornerback **Randall Gay** and defensive end **Marquise Hill**.
- Patriots wide receivers coach **Brian Daboll**, quarterbacks coach **Josh McDaniels** and linebackers coach **Dean Pees** were all on Head Coach **Nick Saban's** staff at Michigan State. Pees was the defensive coordinator on Saban's staff from 1995-97, Daboll was a graduate assistant from 1998-99 and McDaniels was a graduate assistant in 1999. Pees was also the defensive coordinator on Saban's staff at Toledo in 1990.
- Patriots linebacker **Larry Izzo** was originally signed by the Miami Dolphins as a rookie free agent. In his five seasons with the team he appeared in 61 games and recorded 95 special teams tackles. He was named to the Pro Bowl following the 2000 season with the Dolphins.
- Patriots fullback **Heath Evans** played in the first six games of the 2005 season for the Dolphins and earned two starts. He was signed by the Patriots on Nov. 1, 2005. Evans is a native of West Palm Beach, Fla.
- Patriots cornerback **Asante Samuel** is originally from Ft. Lauderdale, Fla., and attended Central Florida. He played quarterback, defensive back, kicker and punter on Boyd Anderson (Lauderdale Lake, Fla.) High School's football team.
- Dolphins defensive tackle **Keith Traylor** played for the Patriots in 2004, starting 10 of 16 games at nose tackle.
- Patriots assistant secondary coach **Joel Collier** was a member of the Dolphins coaching staff for 11 seasons prior to joining the Patriots for the 2005 season. Collier served as Miami's defensive staff assistant from 1994-97, then was the team's running backs coach from 1998-2004.
- Patriots fullback **Patrick Pass** was drafted in 1996 by the Florida Marlins and that year played for the organization's rookie league team in Melbourne, Florida.
- Patriots running back **Patrick Pass** and defensive lineman **Richard Seymour** were teammates of Dolphins tight end **Randy McMichael** at the University of Georgia.
- Dolphins National Scout/Assistant Director of College Scouting **Chris Grier** interned with the Patriots in 1994 and then joined the staff full-time until 1999.
- Patriots rookie defensive lineman **Vince Wilfork** was a standout defensive tackle at the University of Miami, where he recorded 148 tackles and 14 sacks from 2001-2003.
- Patriots defensive lineman **Marquise Hill's** position coach at Louisiana State in his senior year of 2003 was Dolphins assistant defensive line coach **Travis Jones**.
- Patriots cornerback **Randall Gay** and defensive lineman **Marquise Hill** played under Dolphins assistant head coach/defense **Will Muschamp** when he was the defensive coordinator for Louisiana State from 2002-03.
- Patriots wide receiver **Deion Branch's** offensive coordinator at the University of Louisville from 1999-2001 was Dolphins offensive coordinator **Scott Linehan**.
- Patriots strength and conditioning coach **Mike Woicik** held the same position for the New Orleans Saints from 1997-99, while Miami offensive quality control coach **Judd Garrett** was an offensive assistant for the Saints during the same time period.
- Dolphins defensive quality control coach **Glenn Pires** is a native of New Bedford, Mass., and was a four-year letterman at Springfield (Mass.) College from 1976-79. Pires began his coaching career as an assistant coach at Melrose (Mass.) High School in 1980.

- Dolphins coordinator of football operations/assistant to the head coach **Scott O'Brien** was hired by Patriots Head Coach **Bill Belichick** as the special teams coach for the Cleveland Browns in 1991. O'Brien was the special teams coach on Belichick's staff from 1991-94.

THE LAST MEETING: DOLPHINS 29, PATRIOTS 28

December 20, 2004 ★ Pro Player Stadium (Att: 73,629)

	1	2	3	4	Final
New England Patriots	7	7	7	7	— 28
Miami Dolphins	7	3	7	12	— 29

The Patriots fell to 12-2 on the season after allowing the Miami Dolphins to score two touchdowns in the game's final 2:07 in a 29-28 upset loss at Pro Player Stadium in South Florida. New England took a 28-17 lead on a Daniel Graham touchdown catch with 3:59 left in the game, but Miami responded with two quick touchdown drives to steal the victory on *Monday Night Football*.

Corey Dillon paced the Patriots with 121 rushing yards on 26 carries, while Tom Brady completed 18-of-29 passes for 171 yards and three touchdowns.

The game started out well for the Patriots, as they got the ball to start the game and promptly drove 77 yards on nine plays to take a 7-0 lead on a 31-yard touchdown reception by Kevin Faulk. The teams then traded three-and-outs, but as the Patriots punted back to the Dolphins, kick returner Wes Welker grabbed the ball and raced 72 yards to the New England 2-yard line to put Miami in prime scoring position. The Dolphins capitalized on the next play, a 2-yard plunge from Sammy Morris that tied the score at seven with 8:30 gone in the game.

The scoreboard remained stagnant through the first half of the second quarter before the Patriots broke through to take the lead. New England put together a 12-play drive that chewed up 50 yards and 6:48 on the clock, ending in a 3-yard touchdown run by Dillon that gave the Patriots a 14-7 lead. New England took a 14-10 lead into halftime.

In the second half, the home team took advantage of an interception to march down the field and take a 17-14 lead on a 1-yard touchdown run from Travis Minor. But the Patriots were not rattled by the deficit, using the ensuing possession to put together a 10-play, 71-yard drive that ended in a 2-yard pass from Brady to Dillon and a 21-17 Patriots lead with 2:15 left in the quarter.

After spending the first half of the fourth quarter swapping punts, the Patriots put together an 8-play, 65-yard touchdown drive that gave them a 28-17 advantage on a scoring catch by Daniel Graham with 4:06 left in the game. Miami responded by putting together a drive of its own. A pass interference penalty gave the Dolphins first-and-goal on the 1-yard line and they promptly punched the ball into the end zone on a run by Morris. A 2-point conversion bid failed, allowing the Patriots to maintain a 4-point lead, 28-23, with 2:13 left. Needing two first downs to run out the clock and seal the game, the Patriots got the ball back but were forced into a third-down passing situation at their own 21-yard line with 1:52 remaining. On the third-and-nine play, Miami's Jason Taylor pressured Brady heavily, forcing a heave that was intercepted by Brendan Ayanbadejo and returned two yards to the New England 21. The Patriots defense proceeded to hold strong, forcing the Dolphins into a do-or-die fourth-down situation with Miami needing a touchdown to take the lead. The home team responded with a 21-yard touchdown pass from A.J. Feeley to Derrius Thompson, giving the Dolphins a 29-28 advantage with 1:29 to play. After Miami failed in another 2-point try, the Patriots were given a chance to potentially salvage the game with a field goal, but Brady's fourth interception of the night thwarted the bid for a last-minute comeback and gave the Dolphins the 1-point win.



THREE-TIME SUPER BOWL CHAMPIONS





LAST WEEK: COLTS 40, PATRIOTS 21

COLTS 40, PATRIOTS 21

November 7, 2005 ★ Gillette Stadium (Att: 68,756)

	1	2	3	4	Final
Indianapolis Colts	7	14	10	9	— 40
New England Patriots	7	0	7	7	— 21

200th GAME

The Colts game was the 200th game of the Kraft Family's ownership of the Patriots, including regular season and playoff games. Since Robert Kraft purchased the team on Jan. 21, 1994, the Patriots have compiled a 123-77 record (.615 winning percentage), the third highest win total in the NFL over that span. Since Kraft bought the team, the Patriots have won more Super Bowls (3), more conference championships (4), and more playoff games (12) than any other NFL team.

BROWN MOVES UP LISTS

Troy Brown moved into second place on the Patriots' all-time receiving yardage list with a 4-yard reception in the first quarter. The catch gave Brown 5,728 career receiving yards, moving him past Irving Fryar's total of 5,724 receiving yards. Stanley Morgan is the franchise's all-time leader with 10,352 receiving yards. Brown also ranks second among all Patriots receivers in total receptions, having caught 496 passes in his 12-year Patriots career. Morgan leads all New England receivers with 534 career catches.

100.0 PASSER RATING

Tom Brady finished the game with a 121.4 passer rating, marking the first time in his career he has suffered a loss while registering a passer rating of over 100.0. Brady is now 29-1 all time in regular-season and postseason play when he registers a passer rating of at least 100.0. Brady also now has a 33-6 record at home, and a 61-17 all-time record as a starter including the postseason. Although Brady and the Patriots started the month of November off with a loss, Brady still owns a 39-6 all-time record after November 1.

FLUTIE APPEARS

Backup quarterback Doug Flutie saw his first regular-season action in 2005, taking over for Brady in the closing minute of the game. Flutie completed three of seven passes for 20 yards in his 2005 Patriots regular-season debut. The last time Flutie played in a regular-season contest for the Patriots was nearly 16 years ago, on Dec. 3, 1989, when he appeared in a game against the Indianapolis Colts at Sullivan Stadium in Foxborough.

TOUCHDOWN TROY

Troy Brown caught his first touchdown of the season on a 19-yard pass from Tom Brady in the fourth quarter, making the score 34-21. It was Brown's first touchdown catch from Tom Brady since he caught a 19-yard touchdown against the Buffalo Bills at Gillette Stadium on Dec. 27, 2003. Brown's only touchdown catch last season came on a 4-yard pass from Adam Vinatieri on a fake field goal at St. Louis on Nov. 7, 2004. The touchdown was the 26th of Brown's career, moving him into sole possession of seventh place on the team's all-time receiving touchdowns list. Larry Garron now ranks eighth with 25 career touchdown catches, while Russ Francis ranks sixth with 28 career scoring grabs.

GOLDEN GRAHAM

Daniel Graham caught a 31-yard touchdown pass in the third quarter to cut the Colts lead to 28-14. The score was Graham's third of the season and the 15th of the former 2002 first-round draft choice's career. The touchdown was the sixth scoring pass of 30 yards or more by the Patriots this season. Graham also hauled in a 45-yard touchdown at Atlanta on Oct. 9.

NEON DEION

Deion Branch caught his third touchdown of the season on a 16-yard toss from Tom Brady to end the Patriots' first offensive possession. The Super Bowl XXXIX MVP scored for the second consecutive week. Including the touchdown against the Colts, each of Branch's three scores this season have been the Patriots' first touchdown of the game. Dating back to last season's AFC Championship Game, each of Branch's last four scores have been his team's first touchdown of the contest.

SPREADING IT OUT

Tom Brady's first five completions all went to different receivers as he went 6-for-6 for 60 yards and a touchdown on the Patriots' opening drive. Deion Branch, David Givens, Troy Brown, Daniel Graham and Corey Dillon all hauled in passes on New England's first drive. Branch broke the string when he caught Brady's sixth pass of the evening for a 16-yard touchdown.

ABLE VRABEL

Mike Vrabel recorded his second interception of the season and the seventh interception of his career when he picked off Peyton Manning at the Patriots' 48-yard line on third-and-11 in the second quarter. Vrabel's other interception this season came against Carolina in Week Two, when he returned a pick 24 yards for a touchdown. With Vrabel's interception, the Patriots have now recorded seven interceptions in their last three games against the Colts in Foxborough. New England recorded four picks in the 2003 AFC Championship Game and one interception in each of the two games against the Colts in Foxborough in 2004.

TOMMY GUN

Tom Brady completed his first 10 passes of the game, beginning a game against the Colts with a strong surge for the sixth consecutive time. Brady began the 2004 AFC Divisional playoff game on a 10-for-11 streak; he started 9-for-11 in the 2004 regular-season opener; he was 7-for-9 to begin the 2003 AFC Championship Game; he was 12-for-12 to begin a regular-season game at Indianapolis on Nov. 30, 2003; and he completed his first seven passes of the game at Indianapolis on Oct. 21, 2001.

GAY GETS THE START

Randall Gay started at safety for the second time in his career. Last season, he began the game at safety against the New York Jets in a 13-7 Patriots win in Foxborough on Oct. 24, 2004.

STOPS FOR LOSSES

The Patriots dropped Edgerrin James in the backfield four times in the first half. Tedy Bruschi and Mike Vrabel combined to stop James for a 3-yard loss on the first offensive play of the game. Willie McGinest and Jarvis Green combined to stop James for another 3-yard loss with 4:03 left in the first quarter. Roosevelt Colvin dropped James for a third 3-yard loss with nine minutes left in the first half, then Colvin and Vrabel dropped James for a 2-yard loss with seven minutes left in the first half.

ALL IN

The Patriots made quick use of their entire 45-man active roster, as every available Patriot saw action in the game. Within the first 9:07 of the first quarter, when the Patriots kicked their extra point following Deion Branch's touchdown to end New England's first offensive possession, the whole team except for backup quarterback Doug Flutie had seen action on offense, defense or special teams. Flutie entered the game with 1:03 left in the fourth quarter, becoming the 45th and final player on the active roster to see action.



THREE-TIME SUPER BOWL CHAMPIONS



Gillette STADIUM™

HOME OF THE THREE-TIME SUPER BOWL CHAMPIONS

Overall record at Gillette Stadium: 26-5



The Patriots and their fans at Gillette Stadium have established one of the biggest home-field advantages in the country. Since its Grand Opening on Sept. 9, 2002, the Patriots have compiled a 26-5 record at their privately financed, state-of-the-art stadium. Patriots fans have embraced the team's new home with unprecedented fervor, using the most fan-friendly venue in the region to express their passion for the Patriots and spur the team on to unparalleled success. In the three-plus seasons that New England has called Gillette Stadium home, the Patriots have won two AFC East titles, hosted the second AFC Championship Game in franchise history and are 3-0 in home playoff games.

HOME SWEET HOME

The Patriots have recorded a 26-5 (.839) all-time record at Gillette Stadium, including regular-season and postseason games. New England has won 22 of its last 24 regular-season and postseason contests at home.

HOMELAND DEFENSE

New England's .839 home winning percentage is the highest of any NFL team since Gillette Stadium opened in time for the 2002 season. The Patriots achieved perfect 8-0 regular-season home records in 2003 and 2004 and have also notched a 3-0 home playoff record at Gillette Stadium. New England won a franchise-record 21 consecutive home games between 2002 and 2005. Below is a list of the NFL's top home records (including regular-season and playoff games) since the Patriots moved into Gillette Stadium in time for the 2002 season.

TOP NFL HOME RECORDS SINCE 2002

Team	W	L	T	Pct.	PF	PA
NE	26	5	0	.839	693	473
STL	23	6	0	.793	795	576
PHI	26	7	0	.788	789	524
DEN	22	7	0	.759	767	555
IND	22	7	0	.759	844	569

NOTE: Records include regular-season and playoff games

HOME WINNING STREAK: 21 GAMES

The Patriots set a team record with 21 consecutive home victories from Dec. 29, 2002 to Sept. 8, 2005. The streak extended into parts of four seasons and lasted more than two-and-a-half years.

NOT-SO-FRIENDLY CONFINES:

FOXBOROUGH IS TOUGH ON OPPOSING KICKERS

Since Gillette Stadium opened in 2002, it has been one of the toughest places in the NFL for opposing kickers to be successful. Despite the inhospitable conditions for kickers, Patriots kicker Adam Vinatieri has thrived, hitting nearly 20 percent more of his boots than Patriots opponents, including 25 percent more of his kicks from 30-plus yards. Vinatieri led the NFL in scoring last season and needs only 25 more points to become the Patriots' all-time leading scorer. Vinatieri has achieved success despite the fact that when attempting kicks of 30 or more yards, Gillette Stadium has been the toughest place to kick in the entire NFL since it opened in 2002. On all kicks, the Patriots' home is the second toughest place for opponents to kick, trailing only Soldier Field in the Windy City of Chicago.

FIELD GOAL PERCENTAGE AT GILLETTE STADIUM

	Overall			From 30+ Yards		
	FGM	FGA	PCT	FGM	FGA	PCT
Adam Vinatieri	55	66	83.3	31	41	75.6
Patriots Opponents	36	54	66.7	21	39	53.8

LOWEST OPPONENTS FIELD GOAL PCT. FROM 30+ YARDS SINCE 2002

Team	Stadium	GP	FGM	FGA	PCT
New England Patriots	Gillette Stadium	31	21	39	53.8
Chicago Bears	Soldier Field	20	18	33	54.5
Green Bay Packers	Lambeau Field	31	25	42	59.5
Tampa Bay Buccaneers	Raymond James Stadium	29	24	39	61.5

LOWEST OVERALL OPPONENTS FIELD GOAL PCT. SINCE 2002

Team	Stadium	GP	FGM	FGA	PCT
Chicago Bears	Soldier Field	20	25	41	61.0
New England Patriots	Gillette Stadium	31	36	54	66.7
Green Bay Packers	Lambeau Field	31	40	59	67.8
Jacksonville Jaguars	Alltel Stadium	27	33	47	70.2

NOTE: All statistics include regular-season and playoff games.
Soldier Field was not used in 2002 due to renovations.



THREE-TIME SUPER BOWL CHAMPIONS





ROBERT KRAFT: BUILDING SUCCESS

Since Robert Kraft purchased the team in 1994, the Patriots have experienced one of the most dramatic turnarounds in the history of sports. In just 11 seasons of ownership, he has transformed one of the league's least successful clubs into what many observers view as a model NFL franchise. In the five seasons immediately preceding his purchase (1989-93), the Patriots were a moribund team, winning just 19 of 80 games (.311 pct.) and recording the worst record in the NFL over that span. When he bought the franchise on Jan. 21, 1994, Kraft announced his intention to bring a championship to New England, a tall order considering the team's previous success rate. But under Kraft's leadership, the Patriots have won five division titles, four conference crowns and three Super Bowl championships. **Since Kraft took ownership, the Patriots are 12-4 in the playoffs and have won more Super Bowl championships than any other team in the NFL.**



	Pre-Kraft 1960-93	1989-93	Kraft Era 1994-05
Overall Record	225-276-9	19-61	123-77
Winning Pct.	.450	.311	.615
Super Bowl Titles	0	0	3
Conference Titles	1	0	4
Division Titles	3	0	5
Playoff Seasons	5	0	7
Playoff Record	4-6	--	12-4
Home Playoff Games	1	0	7
Home Playoff Record	0-1	--	7-0

A CHAMPIONSHIP TRADITION

The Patriots are the only team from North America's four major professional sports leagues to have won three titles since 2001. Additionally, the Patriots trail only the New York Yankees in having won three titles in the period since Robert Kraft purchased the team, and their four championship game appearances over that span also rank behind just the Yankees.

MULTIPLE LEAGUE CHAMPIONSHIPS SINCE 2001

Team	League	Titles
New England Patriots	NFL	3
Los Angeles Lakers	NBA	2

LEAGUE CHAMPIONSHIPS SINCE 1994

Team	League	Titles
New York Yankees	MLB	4
New England Patriots	NFL	3
Los Angeles Lakers	NBA	3
Chicago Bulls	NBA	3
Detroit Red Wings	NHL	3

CHAMPIONSHIP GAME/SERIES APPEARANCES SINCE 1994

Team	League	Appearances
New York Yankees	MLB	6
New England Patriots	NFL	4
Los Angeles Lakers	NBA	4
Detroit Red Wings	NHL	4

SELLOUT STREAK

In the early 1990s, the Patriots franchise appeared destined for relocation until Robert Kraft's purchase of the team rejuvenated local interest. In 1991, the team's season ticket base consisted of just 17,635 fans, barely enough to support the club. Eleven years later, the season-ticket base stands at a capped total of 61,759 and more than 50,000 fans are on a waiting list. The Patriots have sold out 121 consecutive home games (dating back to the 1994 regular-season opener) including regular-season, preseason and playoff games. Patriots fans in New England have never been faced with a TV blackout under Kraft's ownership.

SUCCESS STORY

Since Robert Kraft purchased the team in 1994, the Patriots have been one of the NFL's elite teams. Over the first 11-plus years of Kraft's ownership, the Patriots have recorded the third highest win total among all NFL teams – a remarkable record considering the fact that the Patriots were a combined 19-61 (.311) in the four years immediately preceding the purchase. Since 2001, the Patriots have been the top team in the NFL, compiling a 61-20 record.

SINCE ROBERT KRAFT PURCHASED THE TEAM IN 1994...

TOTAL VICTORIES (Incl. Postseason)

Green Bay Packers	129
Pittsburgh Steelers	124
New England Patriots	123
Denver Broncos	121

OVERALL WINNING PERCENTAGE (Incl. Postseason)

Team	W	L	T	Pct.
Green Bay Packers	129	73	0	.639
Pittsburgh Steelers	124	74	1	.626
Denver Broncos	121	74	0	.621
New England Patriots	123	77	0	.615
Philadelphia Eagles	112	86	1	.565
Kansas City Chiefs	106	82	0	.564
San Francisco 49ers	111	86	0	.563

SUPER BOWL CHAMPIONSHIPS

New England Patriots	3
Denver Broncos	2
6 Teams	1

CONFERENCE CHAMPIONSHIPS

New England Patriots	4
Denver Broncos	2
Green Bay Packers	2
St. Louis Rams	2
12 Teams	1

PLAYOFF VICTORIES

New England Patriots	12
Green Bay Packers	10
Pittsburgh Steelers	8
Philadelphia Eagles	8
Denver Broncos	7
San Francisco 49ers	7

PLAYOFF GAMES PLAYED

Green Bay Packers	18
New England Patriots	16
Pittsburgh Steelers	15
Philadelphia Eagles	15
San Francisco 49ers	13

PLAYOFF SEASONS

Green Bay Packers	9
New England Patriots	7
Indianapolis Colts	7
Miami Dolphins	7
Minnesota Vikings	7
Philadelphia Eagles	7
Pittsburgh Steelers	7
San Francisco 49ers	7

PLAYOFF WINNING PERCENTAGE

Team	W	L	Pct.
New England Patriots	12	4	.750
Baltimore Ravens	5	2	.714
Carolina Panthers	4	2	.667
Denver Broncos	7	4	.636
St. Louis/L.A. Rams	6	4	.600

SINCE ROBERT KRAFT PURCHASED THE TEAM IN 1994...

SINCE ROBERT KRAFT PURCHASED THE TEAM IN 1994...



THREE-TIME SUPER BOWL CHAMPIONS





BILL BELICHICK: THE HEAD COACH

THE HEAD COACH

BILL BELICHICK

Overall Record: 103-76 (.575)

Regular Season: 93-75 (.554)

Postseason: 10-1 (.909)

With Patriots overall: 66-31 (.680)

Overall since 2001: 61-20 (.753)

Super Bowl Titles: 5 (86, 90, 01, 03, 04)

Conf. Titles: 6 (86, 90, 96, 01, 03, 04)

Division Titles: 10 (75, 78, 86, 89, 90, 96, 98, 01, 03, 04)



Bill Belichick is now in his 31st season as an NFL coach and is the only head coach in NFL history to win three Super Bowl titles in a four-year span. Belichick owns the best postseason record in NFL history and is the winningest NFL head coach since 2001. In 2004, he directed the Patriots to their second consecutive Super Bowl title on the heels of a 14-win campaign. In addition, his 2004 squad equaled the best record in NFL history for a defending Super Bowl champion, and from 2003-04 his teams set the all-time pro football record with 21 consecutive victories. Belichick has spent more seasons in the league than any other current NFL head coach, and in that time has been a part of five Super Bowl championship teams. His overall record of 66-31 with the Patriots (including a 9-0 playoff mark in New England) gives him the most victories and the best winning percentage of any head coach in franchise history.

BELICHICK'S PATRIOTS RENAISSANCE

Any successful project requires a sound plan, and once head coach Bill Belichick implemented his design on the Patriots, his approach has given him the best record of any NFL head coach since 2001. After the team endured a 5-11 rebuilding year in his first season, the Patriots have compiled the best record in the NFL since 2001. The remarkable run includes postseason play, where Belichick and the Patriots own a perfect 9-0 record.

NFL COACHES' RECORDS SINCE 2001

Coach	Team	W	L	T	Pct.
Bill Belichick	NE	61	20	0	.753
Andy Reid	PHI	58	24	0	.707
Jim L. Mora	ATL	18	8	0	.692
Bill Cowher	PIT	53	24	1	.686
Tony Dungy	TB/IND	53	25	0	.679
Joe Vitt	STL	2	1	0	.667
Wade Phillips	ATL	2	1	0	.667
Mike Martz	STL	46	29	0	.613
Mike Sherman	GB	47	31	0	.603
Mike Shanahan	DEN	43	31	0	.581
John Fox	CAR	34	26	0	.567
Marvin Lewis	CIN	23	18	0	.561
Jon Gruden	OAK/TB	43	34	0	.558
Mike Holmgren	SEA	41	33	0	.554
Dick Vermeil	KC	39	34	0	.534

NOTE: Records include postseason games. Minimum 16 games

POSTSEASON PROWESS

Bill Belichick is the winningest head coach in NFL postseason history. With the Patriots' victory in Super Bowl XXXIX, Belichick eclipsed Vince Lombardi, the man whose name is emblazoned on the Super Bowl trophy. Coach Belichick has won nine playoff games in a row, tying the NFL-record streak set by Lombardi's Packers, who won nine straight playoff games from 1961-67. Belichick is a perfect 9-0 in the postseason as head coach of the Patriots.

BEST POSTSEASON RECORDS IN NFL HISTORY

Head Coach	Team(s)	W	L	Pct.
Bill Belichick	CLE/NE	10	1	.909
Vince Lombardi	GB/WAS	9	1	.900
Joe Gibbs	WAS	16	5	.762

BELICHICK AT A GLANCE...

- Is the only head coach in NFL history to win three Super Bowls in a four-year span.
- Is the winningest head coach in NFL playoff history (10-1).
- Directed New England's pro football record 21-game winning streak (2003-04).
- Compiled an NFL record-tying nine-game playoff winning streak (2001-present).
- Owns the best record of any NFL coach since 2001 (60-19).
- Led the Patriots to the highest two-year victory total in NFL history (34 wins from 2003-04).
- Logged more seasons in the NFL than any other current NFL head coach (31).
- Owns more wins and a higher winning percentage than any head coach in Patriots history (66-31, .680).
- Achieved the best regular-season record by a defending Super Bowl champion (14-2, 2004).

ELITE COMPANY

Bill Belichick is one of nine NFL head coaches to win three or more championships since the league began postseason play in 1933. With the Patriots' victory in Super Bowl XXXIX, Belichick joined an exclusive club in which each of the eight other members has been enshrined in the Pro Football Hall of Fame.

HEAD COACHES WITH THREE OR MORE NFL TITLES

(Listed alphabetically)

Head Coach Championship Team(s)

Bill Belichick	New England Patriots
Paul Brown	Cleveland Browns
Weeb Ewbank	Baltimore Colts, New York Jets
Joe Gibbs	Washington Redskins
George Halas	Chicago Bears
Earl (Curly) Lambeau	Green Bay Packers
Vince Lombardi	Green Bay Packers
Chuck Noll	Pittsburgh Steelers
Bill Walsh	San Francisco 49ers

NOTE: NFL Playoffs first held in 1933.

SUPER SUCCESS

Bill Belichick is one of just four head coaches to win three championships since the Super Bowl Era began following the 1966 season. Coach Belichick joins three members of the Pro Football Hall of Fame in the exclusive club. Belichick is the only coach to win three Super Bowls in the post-1993 salary cap era.

MOST SUPER BOWL VICTORIES

Head Coach	Team	Titles	Seasons
Chuck Noll	PIT	4	1974, 1975, 1978, 1979
Bill Belichick	NE	3	2001, 2003, 2004
Joe Gibbs	WAS	3	1982, 1987, 1991
Bill Walsh	SF	3	1981, 1984, 1988

NOTE: Sorted by most recent championship. Super Bowls have determined NFL champion since 1966.

TOPS IN TEAM HISTORY

Bill Belichick is the most successful head coach in Patriots history. He has recorded more wins (66) and a higher winning percentage (.680) than any of the franchise's 13 previous head coaches.

WINNINGEST HEAD COACHES IN PATRIOTS HISTORY

Coach	Years	Career Winning Pct.	Overall W-L-T	Playoff W-L
Bill Belichick	2000-05	.680	66-31-0	9-0
Raymond Berry	1984-89	.554	51-41-0	3-2
Pete Carroll	1997-99	.549	28-23-0	1-2
Chuck Fairbanks	1973-78	.529	46-41-0	0-2



THREE-TIME SUPER BOWL CHAMPIONS





PATRIOTS NEWS & NOTES

SNAPSHOTS OF SUCCESS

The Patriots are in the midst of one of the most prosperous periods for any team in NFL history. The recent run of success began with a 29-26 overtime victory against the San Diego Chargers on Oct. 14, 2001, sparking a streak of 60 wins in the Patriots' last 77 games, including the playoffs. The Patriots entered that contest with a 1-3 record, and Tom Brady was making just the third start of his career against a 3-1 San Diego team. New England rallied back from a 26-16 deficit with less than four minutes left in the game, beginning a stretch of 13 wins in the final 15 games of the 2001 season as the Patriots won their first title in Super Bowl XXXVI.

PATRIOTS SUCCESS STREAKS (Including Postseason)

- 15 wins in last 20 games, dating to Nov. 7, 2004 (15-5, .750)
- 36 wins in last 42 games, dating to Oct. 5, 2003 (36-6, .857)
- 39 wins in last 47 games, dating to Dec. 29, 2002 (39-8, .830)
- 44 wins in last 55 games, dating to Nov. 3, 2002 (44-11, .800)
- 56 wins in last 71 games, dating to Nov. 25, 2001 (56-15, .789)
- 60 wins in last 77 games, dating to Oct. 14, 2001 (60-17, .779)

RIISING TO THE OCCASION

Since the beginning of the 2003 season, the Patriots are 22-5 against teams with records above .500. In the 2004 regular season and playoffs, the Patriots were 10-1 against teams that finished with winning records, including a 7-1 mark against playoff teams. In 2003, the Patriots were 10-0 against teams that finished the season with a mark of better than .500, including an 8-0 mark against playoff teams.

PATRIOTS VS. TEAMS WITH RECORDS ABOVE .500

Since start of the 2003 season

Date	Opponent	W/L	Score	Overall Record	Record v. Rest of NFL
11/07/05	Indianapolis	L	21-40	8-0	7-0
10/16/05	at Denver	L	20-28	6-2	5-2
10/09/05	at Atlanta	W	31-28	6-2	6-1
10/02/05	San Diego	L	17-41	5-4	4-4
09/25/05	at Pittsburgh	W	23-20	6-2	6-1
09/17/05	at Carolina	L	17-27	6-2	5-2
02/06/05	Philadelphia*	W	24-21	15-4	15-3
01/23/05	at Pittsburgh*	W	41-27	16-2	15-1
01/16/05	Indianapolis*	W	20-3	13-5	13-3
12/26/04	at N.Y. Jets	W	23-7	11-7	11-5
11/28/04	Baltimore	W	24-3	9-7	9-6
11/14/04	Buffalo	W	29-6	9-7	9-5
10/31/04	at Pittsburgh	L	20-34	16-2	--
10/24/04	N.Y. Jets	W	13-7	11-7	--
10/17/04	Seattle	W	30-20	9-8	9-7
10/03/04	at Buffalo	W	31-17	9-7	--
09/09/04	Indianapolis	W	27-24	13-5	--
02/01/04	Carolina*	W	32-39	14-6	14-5
01/18/04	Indianapolis*	W	24-14	14-5	14-3
01/10/04	Tennessee*	W	17-14	13-5	13-3
12/07/03	Miami	W	12-0	10-6	10-4
11/30/03	at Indianapolis	W	38-34	14-5	--
11/16/03	Dallas	W	12-0	10-6	10-5
11/03/03	at Denver	W	30-26	10-6	10-5
10/19/03	at Miami	W	19-13 ot	10-6	--
10/05/03	Tennessee	W	38-30	13-5	--
09/14/03	at Philadelphia	W	31-10	13-5	13-4

*-Playoffs

Patriots vs. teams with winning records 22-5 (.815)
Rest of NFL vs. those teams..... 69-199 (.257)

BEAST OF THE EAST

New England has the best record among AFC East teams in division games since the beginning of the 2001 season (21-6).

AFC EAST DIVISIONAL RECORDS SINCE 2001

Team	Since 2001	Team	Since 2001
New England	21-6	Miami	12-16
New York Jets	14-14	Buffalo	10-19

DOMINATING DUO

Tom Brady and Bill Belichick make up the NFL's third winningest head coach-quarterback combination since the AFL-NFL merger 35 years ago. Brady has started 70 consecutive regular-season games for the Patriots and the team has compiled a 52-18 record in those games, dating back to Week 3 of the 2001 season. Additionally, the Patriots are 9-0 in the playoffs over that span, making the duo's overall record together 61-18.

TOP COACH-QB COMBINATIONS SINCE 1970 MERGER

(Regular Season only, Minimum 50 games)

Quarterback	Head Coach	Team	W	L	T	Pct.
Ken Stabler	John Madden	OAK	60	19	1	.756
Jim McMahon	Mike Ditka	CHI	46	15	0	.754
Tom Brady	Bill Belichick	NE	52	18	0	.743
Steve Young	George Seifert	SF	62	23	0	.729
John Elway	Mike Shanahan	DEN	43	16	0	.729

BOUNCING BACK

The Patriots have not lost back-to-back games since December, 2002. Their streak of 42 consecutive weeks without back-to-back losses is the longest current streak in the NFL and the longest such mark in franchise history. The post-merger NFL record for consecutive weeks without two straight losses is 60, set by the San Francisco 49ers from 1995-99. The last time the Patriots had a losing streak was when they dropped a game at Tennessee (24-7, 12/16/02), and followed that with a home loss to the N.Y. Jets (30-17, 12/22/02). Below is a list of the longest current streaks without back-to-back defeats.

LONGEST ACTIVE STREAKS W/O BACK-TO-BACK LOSSES

Team	Weeks	Last Consec. Losses
New England Patriots	42	Dec., 2002
Pittsburgh Steelers	33	Oct./Nov., 2003

O.T. IS THE PLACE TO BE

The Patriots have won eight straight overtime games and own the longest overtime winning streak in NFL history, including playoff games. The streak includes New England's 16-13 "Snow Bowl" win over Oakland in the 2001 Divisional Playoffs (01/19/02).

MOST CONSECUTIVE OVERTIME VICTORIES

Wins	Team	Dates
8*	New England	2000-present
7	Denver	1978-1985
6	Washington	1976-1987
6	Pittsburgh	1994-1997
5	Many Times	

*-Includes one playoff game

WORKING OVERTIME

The Patriots have won their last eight overtime games (including the playoffs). New England's eight-game overtime winning streak is the longest in NFL history. New England has not lost in overtime since Buffalo won 16-13 at Foxboro Stadium on Nov. 5, 2000. Since that time, the Patriots have won eight straight, including five games in which they scored on their first possession of overtime.

NEW ENGLAND'S OVERTIME STREAK

DATE	OPP	WINNING PLAY	DRIVE INFO	FINAL SCORE
11/23/03	at HST	28-yd FG	9 plays, 76 yds; 3:39	23-20
10/19/03	at MIA	82-yd TD	1-82; 0:12	19-13
12/29/02	vs. MIA+	35-yd FG	7-43; 2:03	27-24
09/22/02	vs. KC+	35-yd FG	9-53; 4:40	41-38
01/19/02	vs. OAK+*	23-yd FG	15-61; 8:29	16-13
12/16/01	at BUF+	23-yd FG	8-75; 3:18	12-9
10/14/01	vs. SD+	44-yd FG	6-51; 2:59	29-26
12/17/00	at BUF	24-yd FG	14-83; 5:56	13-10
11/05/00	vs. BUF	32-yd FG	6-52-2:50	L, 13-16

*playoffs

+NE scored on its first possession in overtime



THREE-TIME SUPER BOWL CHAMPIONS






QB TOM BRADY NEWS & NOTES

RECORDING SUCCESS

TOM BRADY has quarterbacked the Patriots to victories in 52 of his 70 regular-season starts during his career, compiling a .743 winning percentage and giving him the best record of any active quarterback in the NFL who has at least two full seasons of starts under his belt. Including his 9-0 record in the playoffs, he is 61-18 (.772) as a starter.



ACTIVE QUARTERBACKS WINNING PERCENTAGE

Minimum 32 Starts, Regular Season Only

Quarterback, Team(s)	W	L	T	Pct.
Tom Brady, NE	52	18	0	.743
Donovan McNabb, PHI.....	60	27	0	.690
Michael Vick, ATL.....	29	13	1	.686
Marc Bulger, STL.....	28	14	0	.667
Brett Favre, GB.....	136	77	0	.638
Kurt Warner, STL/NYG/ARZ.....	40	23	0	.635
Peyton Manning, IND.....	74	46	0	.617

TOM BRADY'S RECORD AS A STARTER

	Reg. Season	Playoffs	Total
Overall:	52-18	9-0	61-18
Home:	29-6	4-0	33-6
Road:	23-12	5-0*	28-12*
By Yardage Total			
Less than 200:	13-9	3-0	16-9
200-299:	29-8	4-0	33-8
300 or more:	10-1	2-0	12-1
Other Records			
Temp. Below 35:	7-0	5-0	12-0
Snow:	2-0	3-0	5-0
Post-Nov. 1:	30-6	9-0	39-6
Leading at Halftime:	37-2	7-0	44-2
Leading after 3 Qtrs:	42-1	6-0	48-1
Overtime:	6-0	1-0	7-0
Final margin <7 pts:	17-2	5-0	22-2
Final margin <4 pts:	9-2	5-0	14-2
Passer rating >100.0:	26-1	3-0	29-1

*-Includes three Super Bowls at neutral sites

COMEBACK KID

Tom Brady has engineered 20 career game-winning performances to lead his team to a victory from a fourth-quarter deficit or tie. He has accomplished the feat three times in 2005: vs. Buffalo on Oct. 30, at Atlanta on Oct. 9 and at Pittsburgh on Sept. 25. The performances are the latest addition to a long list of late-game heroics for Brady, who has led three Super Bowl-winning drives.

TOM BRADY'S GAME-WINNING PERFORMANCES

		Time Remaining		Passing Statistics^						
Date	Opp.	Score	in Reg.	Att	Cmp	Yds	TD	Int	Final	
10/30/05	BUF	7-16	10:07	4	4	69	0	0	21-16	
10/09/05	at ATL	28-28	3:52	2	2	17	0	0	31-28	
09/25/05	at PIT	10-13	14:19	12	12	167	0	0	23-20	
02/06/05	PHI**	14-14	15:00	4	2	33	0	0	24-21	
10/03/04	at BUF	17-17	15:00	4	2	8	1	0	31-17	
02/01/04	CAR**	29-29	1:08	5	4	47	0	0	32-29	
01/10/04	TEN*	14-14	15:00	11	6	27	0	0	17-14	
11/30/03	at IND	31-31	10:21	6	3	31	1	0	38-34	
11/23/03	at HST	13-20	3:11	14	10	133	1	0	23-20 ot	
11/03/03	at DEN	23-26	2:51	4	5	58	1	0	30-26	
10/19/03	at MIA	13-13	15:00	10	7	147	1	0	19-13 ot	
10/05/03	TEN	24-27	4:40	1	1	15	0	0	38-30	
12/29/02	MIA	13-24	4:59	13	8	69	1	0	27-24 ot	
11/10/02	at CHI	19-30	5:16	14	9	116	2	0	33-30	
09/22/02	KC	38-38	0:00	5	4	46	0	0	41-38 ot	
02/03/02	STL**	17-17	1:21	8	5	53	0	0	20-17	
01/19/02	OAK*	3-13	15:00	27	20	138	0	0	16-13 ot	
12/16/01	at BUF	6-9	5:57	13	9	116	0	0	12-9 ot	
12/02/01	at NYJ	14-16	15:00	7	6	56	0	0	17-16	
10/14/01	SD	16-26	8:48	18	13	130	1	0	29-26 ot	

^--Statistics are from the time noted until the end of the game * Divisional Playoffs ** Super Bowl

CAREER WINNING PERCENTAGE

TOM BRADY is the second winningest quarterback in the Super Bowl Era (since 1966) among signal callers who have made at least 40 starts. He is one of just five quarterbacks in the Super Bowl Era to own a career winning percentage above 70 percent. Brady joins Roger Staubach and Joe Montana in the exclusive club. A list placing Brady's accomplishments in a historical perspective is below.

WINNINGEST QUARTERBACKS OF THE SUPER BOWL ERA

Minimum 40 Starts

Player	Team	Years	W	L	Pct.
Roger Staubach	DAL	1969-79	85	29	.746
Tom Brady	NE	2000-Pres.	52	18	.743
Joe Montana	SF/KC	1979-94	117	47	.713

BIG TIME PERFORMANCES

In 2005, Tom Brady has had two of the best statistical games of his career in leading New England to victories at Atlanta (10/9) and at Pittsburgh (9/25). Against the Falcons, Brady compiled the second highest completion percentage of his career (81.5 percent on 22-27 passing). Against the Steelers, Brady's 372 yards were the second most of his career and his highest in a non-overtime game. Through five games in 2005, Brady ranks second in the NFL with 1,522 passing yards and is on pace to throw for 4,870 yards in 2005.

TOM BRADY'S TOP PASSING PERFORMANCES

(By Yardage)

Yards	Date	Opp.	W/L	Score
410	09/22/02	vs. KC	W	41-38 ot
372	09/25/05	at PIT	W	23-20
368	11/23/03	at HST	W	23-20 ot
364	10/14/01	vs. SD	W	29-26 ot
354*	02/01/04	vs. CAR	W	32-29
353	09/29/02	at SD	L	14-21
350	10/09/05	at ATL	W	31-28
350	11/03/03	at DEN	W	30-26

*-Super Bowl XXXVIII

(By Passer Rating)

Rating	Date	Opp.	W/L	Score
148.3	10/21/01	at IND	W	38-17
147.6	11/03/02	at BUF	W	38-7
143.9	11/25/01	vs. NO	W	34-17
140.4	10/09/05	at ATL	W	31-28
130.5*	01/23/05	at PIT	W	41-27

*-AFC Championship Game

(By Completion Percentage)

Pct	Cmp-Att	Opp.	Date	W/L	Score
84.6	22-26	at BUF	11/03/02	W	38-7
81.5	22-27	at ATL	10/09/05	W	31-28
80.0	16-20	at IND	10/21/01	W	38-17
75.6	31-41	at PIT	09/25/05	W	23-20
74.3	26-35	at IND	11/30/03	W	38-34

SECOND FASTEST TO 50

By virtue of the Patriots' 23-20 victory over Pittsburgh on Sept. 25, Tom Brady recorded his 50th career regular-season victory in his 65th career start, reaching the half-century mark in the second fewest games since the 1970 AFL-NFL merger. Only Oakland's Ken Stabler (62 starts) reached the milestone in fewer games than Brady.

FEWEST STARTS TO REACH 50 WINS (SINCE 1970)

Player	Team	Starts
Ken Stabler.....	OAK.....	62
Tom Brady.....	NE.....	65
Danny White.....	DAL.....	69
Jim McMahon.....	CHI.....	70
Donovan McNabb.....	PHI.....	71
Dan Marino.....	MIA.....	74



THREE-TIME SUPER BOWL CHAMPIONS






OFFENSE NEWS & NOTES

PATRIOTS ALL-TIME LISTS

TROY BROWN is the second leading receiver in Patriots history with 496 career receptions and 5,781 receiving yards. He passed Ben Coates on the Patriots' all-time receptions list on Oct. 9 at Atlanta and passed Irving Fryar on the team's all-time receiving yardage list against Indianapolis on Nov. 7. This season, Brown has caught 21 passes for 265 yards, increasing his production from a year ago, when he totaled 17 receptions for 184 yards on the season.



PATRIOTS ALL-TIME RECEIVING LEADERS (BY CATCHES)

Rk	Player, Pos.	No	Yds	Avg.	Lg	TD
1	Stanley Morgan, WR.....	534	10,352	19.4	76t	67
2	Troy Brown, WR.....	496	5,781	11.7	82t	26
3	Ben Coates, TE.....	490	5,471	11.2	84t	50
4	Irving Fryar, WR.....	363	5,726	15.8	80t	38

PATRIOTS ALL-TIME RECEIVING LEADERS (BY YARDS)

Rk	Name	No	Yds	Avg	Lg	TD
1	Stanley Morgan.....	534	10,352	19.4	76t	67
2	Troy Brown.....	496	5,781	11.7	82t	26
3	Irving Fryar.....	363	5,726	15.8	80t	38
4	Ben Coates.....	490	5,471	11.2	84t	50
5	Jim Colclough.....	283	5,001	17.7	78t	39

MOVING ON UP

COREY DILLON became the 18th player in NFL history to rush for 10,000 yards when he tore off a 12-yard run at Atlanta on Oct. 9. In his first eight NFL seasons, Dillon averaged 1,212 yards per season, a mark that ranks sixth in NFL history. The five players with a better seasonal average than Dillon are all current or future Hall of Famers: Barry Sanders (1,527), Jim Brown (1,368), Curtis Martin (1,337), Walter Payton (1,287) and Emmitt Smith (1,224).



NFL'S ALL-TIME LEADING RUSHERS (By Yards)

Rk	Player	Years	Gms	Att.	Yards	TD
1	Emmitt Smith	1990-2004	226	4,409	18,355	164

14	O.J. Simpson	1969-1979	135	2,404	11,236	61
15	Ricky Watters	1992-2001	144	2,622	10,643	78
16	Eddie George	1996-2004	141	2,865	10,441	68
17	Ottis Anderson	1979-1992	182	2,562	10,273	81
18	Corey Dillon	1997-	129	2,336	10,137	64
19	Earl Campbell	1978-1985	115	2,187	9,407	74

CATCHIN' KEVIN

KEVIN FAULK ranks second in receptions among Patriots running backs, passing Sam Cunningham with his first reception of the game against Pittsburgh on Sept. 25. Faulk, who was drafted by the Patriots in the second round out of LSU in 1999, has 217 career receptions and trails only Tony Collins' team-record 261 receptions from the running back position. Faulk's reception total ranks 10th among all Patriots receivers.

RECEPTIONS BY PATRIOTS RUNNING BACKS

Player	Years	Rec.
1. Tony Collins.....	1981-87.....	261
2. Kevin Faulk.....	1999-.....	217
3. Sam Cunningham.....	1973-79,81-82.....	210
4. Larry Garron.....	1960-68.....	185

MULTIPLE MILESTONES

Against Atlanta on Oct. 9, the Patriots had a 100-yard rusher, a 100-yard receiver and a 300-yard passer in the same game for the first time in eight years. Prior to achieving the feat against the Falcons, the last time the Patriots did it was on Nov. 2, 1997, when Curtis Martin ran for 104 yards, Shawn Jefferson caught for 108 yards and Drew Bledsoe threw for 313 yards in the Patriots' 23-18 loss to the Minnesota Vikings at the Metrodome. Against the Falcons, the Patriots' milestone men were Corey Dillon (106 rushing yards), Daniel Graham (119 receiving), Deion Branch (107 receiving) and Tom Brady (350 passing).

TOP CATCHERS

Starting wide receivers DEION BRANCH and DAVID GIVENS are both ranked among the top eight receivers in the AFC. Branch's total of 45 catches is tied for sixth in the conference and tied for 10th in the NFL. Givens is tied for eighth in the conference. Additionally, Branch's 529 receiving yards rank third in the conference.

AFC RECEIVING LEADERS (By Catches)

Rk	Player	Team	Rec	Yds	Avg	TD
1	Chad Johnson	CIN	53	808	15.2	5
2	Antonio Gates	SD	51	707	13.9	6
3	Derrick Mason	BAL	49	552	11.3	1
4	Reggie Wayne	IND	46	561	12.2	3
	Marvin Harrison	IND	46	516	11.2	7
6	Deion Branch	NE	45	587	13.0	3
7	Erron Kinney	TEN	44	459	10.4	1
8	David Givens	NE	42	477	11.4	1
	Rod Smith	DEN	42	559	13.3	3
10	Lavaruanes Coles	NYJ	41	449	11.0	2

A HUNDRED FOR BRANCH

DEION BRANCH grabbed eight passes for 107 yards against Atlanta on Oct. 9, marking his first 100-yard receiving game of the year and the third time he has achieved the feat in his regular season career. The Super Bowl XXXIX Most Valuable Player has also reached the milestone three times in six career playoff games. Also against Atlanta, Branch recorded the second longest reception of his career and the longest non-scoring catch of his career when he grabbed a 51-yard pass on third-and-two in the first quarter.

BIG BENJAMIN

Tight end BENJAMIN WATSON scored the first touchdown of his career on a 33-yard grab early in the third quarter against Atlanta on Oct. 9. The catch, which came in the sixth game of the former 2004 first-round pick's career, gave the Patriots a 21-13 lead in a game they eventually won, 31-28.

CAREER HIGH FOR GRAHAM

Fourth-year tight end DANIEL GRAHAM set a career high for receiving yardage against the Falcons on Oct. 9, totaling 119 yards on five catches. Graham's previous career high was set on Oct. 26, 2003, when he caught 110 yards worth of passes (7 receptions) and was voted the AFC offensive player of the week for his efforts.

PASS-ING THE TEST

PATRICK PASS had the most productive game of his career against Denver on Oct. 16, gaining a total of 153 yards from scrimmage, nearly three times his previous career high in that category. His previous single-game career high had been 57 yards from scrimmage, a mark achieved last season against St. Louis (11/07/04). Against Denver, Pass set career highs with 89 receiving yards (which led all Patriots receivers) and 64 rushing yards (which led all Patriots rushers), besting his old career-highs of 55 receiving yards (San Diego, 10/02/05) and 39 rushing yards (Cincinnati, 11/19/00).



THREE-TIME SUPER BOWL CHAMPIONS





SP. TEAMS/DEFENSE NEWS & NOTES

SCORING MACHINE

ADAM VINATIERI is the second leading scorer in Patriots history, totaling 1,103 points in his nine-plus seasons with the club. He is 27 points behind Gino Cappelletti, the franchise's all-time leading scorer. Vinatieri made the team as a rookie free agent in 1996 and has scored 100 points or more in each of his first nine seasons, joining Jason Elam of the Denver Broncos as the only two kickers in NFL history to accomplish the feat. Vinatieri has kicked the most field goals in Patriots history, having tallied 252 successful boots in a Patriots uniform.



LEADING SCORERS IN PATRIOTS HISTORY

#	SCORING	TD	PAT/PATA	2-Pt	FG/FGA	PTS
1	Gino Cappelletti	42	346/358	2	176/334	1,130
2	Adam Vinatieri	0	345/352	1	252/309	1,103
3	John Smith	0	308/323	0	128/191	692

AUTOMATIC ADAM

ADAM VINATIERI has nailed two game-winning field goals so far this season, bring his career total of game-winning boots to 20. Vinatieri is the only kicker in NFL history to kick a game-winning field goal in the final minute of the Super Bowl and has accomplished the feat twice, including his 48-yarder to win Super Bowl XXXVI and a 41-yarder to win Super Bowl XXXVIII. Out of the Patriots' six playoff wins in 2001 and 2003, four were decided on game-winning boots by Vinatieri. His game-winners are listed below:

ADAM VINATIERI'S GAME-WINNERS IN 2005

Date	Opponent	Yds	Time	Final Score
10/09/05	at Atlanta	29	0:17	31-28
09/25/05	at Pittsburgh	43	0:01	23-20

A list of Vinatieri's game-winning field goals prior to this season can be found on page 225 of the 2005 Patriots Media Guide.

ADAM VINATIERI QUICK HITS

- Vinatieri has been successful on 21 consecutive fourth-quarter field goal attempts, dating back to Dec. 8, 2002, when he missed a 43-yarder against the Buffalo Bills at Gillette Stadium.
- Since the beginning of the 2001 season, Vinatieri is 21-for-22 (95.5 percent) in the fourth quarter when the Patriots are either leading or behind by a touchdown or less.
- Vinatieri has hit 25 of his last 26 field goals (96.2 percent) in the second half, dating back to the 2003 regular-season finale.

TAKING AIM

ADAM VINATIERI is the most accurate kicker in franchise history and is tied for seventh among the most accurate kickers in NFL history. He has recorded an 81.6 percent conversion rate (252/309) over his nine-year career. He was 31-for-33 in 2004, setting a career high for accuracy with a 93.9 percent success rate. He has connected on 98 of his last 116 regular-season kicks, good for an 84.5 percent clip. He is 8-for-12 in 2005.

NFL ALL-TIME MOST ACCURATE KICKERS

(Minimum 100 FGM)

	TEAM	PCT.	FGM/FGA
1.	Mike Vanderjagt	Colts	87.1 203/233
2.	Phil Dawson	Browns	83.1 123/148
3.	Matt Stover	Ravens	82.6 366/443
4.	Olindo Mare	Dolphins	82.1 207/252
	David Akers	Eagles	82.1 142/173
6.	Adam Vinatieri	Patriots	81.6 252/309
	Jeff Wilkins	Rams	81.6 235/288
	Ryan Longwell	Packers	81.6 213/261
9.	John Carney	Saints	81.0 380/469

WILLIE MAC ATTACK

WILLIE MCGINEST ranks third on the Patriots' all-time sacks list with 74.5 career sacks and needs five more sacks to move into second place on the Patriots' all-time list. He overtook Tony McGee for third place on the team's sacks list on Sept. 25, 2005 when he recorded two sacks against the Steelers in Pittsburgh. McGinest has started 31 consecutive games for the Patriots at outside linebacker, remaining a constant veteran presence in a defense that has been forced to adjust to numerous changes.



PATRIOTS ALL-TIME SACK LEADERS

- | | |
|--|-------------------------------------|
| 1. Andre Tippett, 1982-93.100.0 | 4. Tony McGee, 1974-81 72.5 |
| 2. Julius Adams, 1971-8779.5 | 5. Ray Hamilton, 1973-81 54.0 |
| 3. Willie McGinest , 1994-.74.5 | 6. Chris Slade, 1993-00 51.0 |

BIG-TIME BACKERS

Patriots linebackers take up four of the top nine spots on the NFL's career sacks list among active linebackers. Chad Brown, a free agent signing by the Patriots prior to the 2005 season, leads all active linebackers with 78.0 career sacks. He is trailed closely by teammate Willie McGinest, whose 74.5 career sacks have all come as a Patriot. Additionally, Roosevelt Colvin (35.5 sacks) and Mike Vrabel (32.0 sacks) rank seventh and ninth, respectively, among all active linebackers.

ACTIVE LINEBACKERS SACKS LIST

Rk	Player	Team(s)	First Season	Sacks
1	Chad Brown	PIT/SEA/NE	1993	78.0
2	Willie McGinest	NE	1994	74.5
3	Peter Boulware	BAL	1997	69.0
4	Junior Seau	SD/MIA	1990	52.0
5	Joey Porter	PIT	1999	46.5
6	Kenard Lang	CLV	1997	43.0
7	Roosevelt Colvin	CHI/NE	1999	35.5
8	Brian Urlacher	CHI	2000	32.5
9	Mike Vrabel	PIT/NE	1997	32.0
10	Andre Carter	SF	2001	30.0

ABLE VRABEL

In proving to be one of the NFL's most versatile players, linebacker MIKE VRABEL has made important contributions for the Patriots on offense and defense. He scored his sixth career touchdown – but his first on defense – on a 24-yard interception return against Carolina in Week Two. As a situational tight end in short-yardage situations, he caught two touchdown passes in the 2004 regular season and another in Super Bowl XXXIX. Including his 1-yard touchdown catch in Super Bowl XXXVIII, Vrabel has scored on all five of his NFL receptions, two of which came in Super Bowls.



RICHARD SEYMOUR: "BIG SEY"

Defensive lineman RICHARD SEYMOUR was named to his third consecutive Pro Bowl in 2004 and was voted a defensive captain by his teammates. He leads the Patriots with 36 tackles this season and recorded his first career multiple-sack game against Pittsburgh on Sept. 25. Last season, his 67 tackles and 5.0 sacks were tops among Patriots defensive linemen. He has recorded 229 tackles since 2002, leading all Patriots defensive linemen over that span.



THREE-TIME SUPER BOWL CHAMPIONS





PATRIOTS IN THE COMMUNITY

PATRIOTS TO AWARD \$100,000 IN SCHOLARSHIPS TO LOCAL STUDENTS

The New England Patriots recently announced that the New England Patriots Charitable Foundation will be awarding \$100,000 in college scholarship money to local students this season.

Each week through "Totally Patriots", the team's new show aimed at younger fans, five students aged 13-18 years-old will be awarded scholarships ranging from \$500-\$2500 during the "Write On" segment of the show. To apply, students must write an essay of at least 100 words and no more than 500 words on the Patriots' previous game. Each week, a first place winner will receive a \$2,500 college scholarship, second place will receive \$1,000, and three third place winners will each receive \$500 in scholarship money. All first place winners will also be eligible to win a \$15,000 grand prize scholarship or a \$10,000 runner-up scholarship at the conclusion of the season.

"Through the Patriots Charitable Foundation, we strive to improve the lives of the area's children by focusing many of our efforts on education," said Rena Clark, Vice President of Community Affairs and Corporate Philanthropy for the New England Patriots. "The financial demands of today's college education are considerable and scholarship money is vital for many families. The Kraft Family and the Patriots organization are delighted to be able to provide many local students with assistance."

Essays can be submitted online at www.totallypatriots.com or mailed to Kraft Sports Productions, Attn: "Write On" Contest, Gillette Stadium, 1 Patriot Place, Foxborough, MA 02035. For more information, students should tune in to Totally Patriots each Sunday at 11 AM on WCVB-TV.

The New England Patriots Charitable Foundation was established in 1994 by the Kraft Family as a vehicle to help support the youth and families of New England. The Foundation's mission is to assist a variety of charitable organizations and programs that foster cultural diversity, education, family, and health. The Foundation uses its resources to serve the youth of New England by encouraging their education, growth, creativity and development of character; and to help support a better quality of life in the communities the Foundation serves.

PATRIOTS AND UNITED WAY TEAM UP FOR NEIGHBORHOOD DEVELOPMENT

On Tuesday, Oct. 18, four members of the New England Patriots traded in their helmets and pads for a hammer and nails as they teamed up with United Way of Massachusetts Bay (UWMB) for this year's Hometown Huddle. It marked the sixth consecutive year that the Patriots and UWMB have partnered for this event and the 32nd year of the NFL/United Way partnership.

Tim Dwight, Marquise Hill, Patrick Pass and Tully Banta-Cain worked alongside staff from Ensuring Stability through Action in our Community (ESAC), the City of Boston Department of Neighborhood Development Homeowner Services and teenage volunteers from YouthBuild Boston to improve the conditions of a 125-year old Mattapan house owned by Barbara Jones. The players and volunteers worked to make the home more handicap-accessible for Mrs. Jones, who has been living with Multiple Sclerosis for 26 years. Projects included building a handicap ramp over Mrs. Jones's front stairs, repairing the chain-link fence that surrounds the property and cleaning up the yard.

"The Patriots are proud to partner with the United Way for Hometown Huddle for the sixth consecutive year," said Rena Clark, vice president of community affairs and corporate philanthropy for the Patriots. "Through Hometown Huddle, the Patriots and United Way have jointly impacted the lives of citizens throughout Boston. This year's project was especially memorable, as we worked together to create a safer and more accessible home for a member of our community."

The NFL and United Way partnership is the most visible and longest running charitable collaboration of its kind. Hometown Huddle is a NFL-wide day of service that provides NFL players and coaches from each team the opportunity to take part in a variety of community-service activities, including building homes for low-income families and visiting local military bases. Started in 1999 by the NFL and United Way, Hometown Huddle continues to help make a difference in communities across the country.



Defensive lineman Marquise Hill helps build a ramp outside of the home of Barbara Jones.



THREE-TIME SUPER BOWL CHAMPIONS





BROADCAST INFORMATION

PATRIOTS ALL ACCESS

Patriots All Access, an Emmy Award-winning one-hour magazine show, airs weekly throughout the season on WCVB-TV Channel 5 in Boston. Indicative of its name, Patriots All Access provides viewers exclusive, behind-the-scenes access and weekly in-depth features on Patriots players and personnel. WCVB's Mike Lynch hosts the program and is joined by head coach Bill Belichick for a weekly chalk talk and also by a Patriots player of the week. Another weekly segment takes a look at what Patriots players do off the field. The show also offers game previews, reviews and comprehensive analysis of every Patriots game.



WCVB-TV Channel 5

Patriots All Access.....Saturdays at 7:00 p.m and Sundays at 10:00 a.m.

TOTALLY PATRIOTS



Totally Patriots, a youth-oriented football show, is making its debut for the 2005 season, airing each Sunday morning on WCVB, Channel 5 in Boston. The show, hosted by Kerry Connolly, is geared towards young fans and includes a health and fitness segment as well as a weekly football tips feature with Patriots Hall of Fame linebacker Andre Tippett and a current Patriots player. Other features and segments emphasize the importance of an active lifestyle and let young football players hear directly from the pros. Check your local listings for other times and locations.

WCVB-TV Channel 5

Totally Patriots.....Sundays at 11:00 a.m.

WBCN PATRIOTS ROCK RADIO NETWORK

For the 11th consecutive season, WBCN was proud to be the flagship station for the Patriots Rock Radio Network. Every Patriots game was heard on WBCN (104.1 FM) and its network of 36 stations throughout all six New England states. Longtime broadcast tandem Gil Santos and Gino Cappelletti call all of the action in static-free stereo sound.



FLAGSHIP STATION
WBCN
Boston ★ 104.1 FM



MASSACHUSETTS

WBSM	Fairhaven	1420 AM
WSAR	Fall River	1480 AM
WGAW	Gardner	1340 AM
WPVQ	Greenfield	95.3 FM
WBEC	Pittsfield	1420 AM
WBEC	Pittsfield	95.7 FM
WAQY	Springfield	102.1 FM
WXTK	Cape Cod	95.1 FM
WWFX	Worcester	100.1 FM

MAINE

WEBB	Augusta	98.5 FM
WNSX	Bangor	97.7 FM
WHOU	Houlton	100.1 FM
WBLM	Portland	102.9 FM
WFZX	Searsport	101.7 FM

CONNECTICUT

WCCC	Hartford	106.9 FM
WMOS	New London	104.7 FM
WINY	Putnam	1350 AM

NEW HAMPSHIRE

WKXL	Concord	1450 AM
WSHK	Dover	105.3 FM
WSAK	Hampton	102.1 FM
WTPL	Hillsboro	107.7 FM
WVRR	Lebanon	101.7 FM
WFEA	Manchester	1370 AM
WWHQ	Meredith	101.5 FM
WPKQ	N. Conway	103.7 FM

RHODE ISLAND

WSKO	Providence	790 AM
WSKO	Providence	99.7 FM

VERMONT

WBTN	Bennington	1370 AM
WKVT	Brattleboro	92.7 FM
WEAV	Burlington	960 AM
WXZO	Burlington	96.7 FM
WMXR	Woodstock	93.9 FM
WMOO	Derby	92.1 FM
WEXP	Rutland	101.5 FM
WSTJ	St Johnsbury	1340 AM
WSNO	Waterbury	1450 AM

PATRIOTS MONDAY ON WEEI

Sports Radio WEEI has the exclusive rights to broadcast "Patriots Monday" from Gillette Stadium every week during the season. The daylong programming lineup offers fans unique access from head coach Bill Belichick and quarterback Tom Brady along with appearances by other star players.

Sports Radio WEEI

850 AM (Boston) and 103.7 FM (Providence)

Time (Mondays)	Show	Guest(s)
6:00 – 10:00 a.m.	Dennis and Callahan	Tom Brady
10:00 a.m. – 2:00 p.m.	Dale and Holley	Stars of the Week
2:00 – 6:00 p.m.	The Big Show	Coach Belichick

PATRIOTS FOOTBALL WEEKLY ON WB56

Join the editorial staff of Patriots Football Weekly for a half-hour Patriots extravaganza every Saturday night during the football season on WLVI-TV (WB56). The ultimate studio sports show for the ultimate Patriots fan is patterned like the official team newspaper, aiming to be confrontational and opinionated as the reporters dish about what's ahead for the team, give opponent analysis and offer insider information they've learned from working in the trenches at Gillette Stadium.

WLVI-TV Channel 56

Patriots Football Weekly Every Saturday night at Midnight

PATRIOTS.COM

The official Web site of the New England Patriots offers fans an exciting lineup of daily features and is one of the most advanced and exciting Web sites in all of sports. **Patriots.com Radio** features six hours of original daily programming beginning at noon ET and allows fans to interact with hosts and guests via phone and email. Besides these features, the site offers daily news updates, press releases, live coverage of all press conferences and much more.

TELEVISION RATINGS

Historically, the Patriots have been at or near the top of the weekly television ratings for the 2.4 million homes in the Boston market. Below is a historical perspective to show the Patriots' consistent popularity in the Boston market.

2005 RATINGS: BOSTON TV MARKET

Date	Opponent	Net.	Boston TV	Rtg / Share
09/08	Oakland	ABC	WCVB 5	23.3 / 44
09/18	at Carolina	CBS	WBZ 4	22.3 / 50
09/25	at Pittsburgh	CBS	WBZ 4	29.9 / 52
10/02	San Diego	CBS	WBZ 4	21.0 / 43
10/09	at Atlanta	CBS	WBZ 4	27.4 / 55
10/16	at Denver	CBS	WBZ 4	28.9 / 48
10/30	Buffalo	ESPN	WCVB 5	27.8 / 46
11/07	Indianapolis	ABC	WCVB 5	27.4 / 44

RATINGS HISTORY

Season	Rating / Share
2004 Regular Season Average	31.2 / 56
2004 Postseason Average	48.9 / 70
2003 Regular Season Average	26.8 / 51
2003 Postseason Average	47.0 / 72
2002 Regular Season Average	28.5 / 53
2001 Regular Season Average	24.7 / 48
2001 Postseason Average	47.4 / 73

Note: Each ratings point represents one percent of the 2.4 million homes in the Boston TV market.



THREE-TIME SUPER BOWL CHAMPIONS





2005 OFFENSIVE STATISTICS

WON 4, LOST 4

09/08 W 30-20	Oakland	68,756
09/18 L 17-27	at Carolina	73,528
09/25 W 23-20	at Pittsburgh	64,868
10/02 L 17-41	San Diego	68,756
10/09 W 31-28	at Atlanta	71,079
10/16 L 20-28	at Denver	76,571
10/30 W 21-16	Buffalo	68,756
11/07 L 21-40	Indianapolis	68,756
11/13	at Miami	
11/20	New Orleans	
11/27	at Kansas City	
12/04	New York Jets	
12/11	at Buffalo	
12/17	Tampa Bay	
12/26	at New York Jets	
01/01	Miami	

	N.E.	Opp.
TOTAL FIRST DOWNS	155	170
Rushing	43	60
Passing	99	91
Penalty	13	19
3rd Down: Made/Att	36/101	46/107
3rd Down Pct.	35.6	43.0
4th Down: Made/Att	3/5	1/2
4th Down Pct.	60.0	50.0
POSSESSION AVG.	27:54	32:06
TOTAL NET YARDS	2828	2967
Avg. Per Game	353.5	370.9
Total Plays	485	516
Avg. Per Play	5.8	5.8
NET YARDS RUSHING	621	1031
Avg. Per Game	77.6	128.9
Total Rushes	180	258
NET YARDS PASSING	2207	1936
Avg. Per Game	275.9	242.0
Sacked/Yards Lost	12/113	13/91
Gross Yards	2320	2027
Att./Completions	293/184	245/143
Completion Pct.	62.8	58.4
Had Intercepted	5	3
PUNTS/AVERAGE	43/45.7	41/45.8
NET PUNTING AVG.	43/39.3	41/38.7
PENALTIES/YARDS	63/531	72/551
FUMBLES/BALL LOST	12/8	5/3
TOUCHDOWNS	22	26
Rushing	9	9
Passing	12	16
Returns	1	1

* SCORE BY PERIODS	Q1	Q2	Q3	Q4	OT	PTS
TEAM	55	17	50	58	0	180
OPPONENTS	34	82	44	60	0	220

* SCORING	TD	Ru	Pa	Rt	K-PAT	FG	S	PTS
Vinatieri	0	0	0	0	21/22	9/13	0	48
Dillon	7	7	0	0			0	42
Branch	3	0	3	0			0	18
Graham	3	0	3	0			0	18
Dwight	2	0	2	0			0	12
Pass	2	2	0	0			0	12
T. Brown	1	0	1	0			0	6
Givens	1	0	1	0			0	6
Johnson	1	0	1	0			0	6
Vrabel	1	0	0	1			0	6
Watson	1	0	1	0			0	6
TEAM	22	9	12	1	21/22	9/13	0	180
OPPONENTS	26	9	16	1	23/23	13/16	0	220

2-Pt. Conversions: TEAM 0-0, OPPONENTS 1-3

SACKS: Colvin 2.5, McGinest 2.5, Vrabel 2.5, Seymour 2, Green 1.5, Beisel 1, Klecko 0.5, Willfork 0.5, TEAM 13, OPPONENTS 12

* PASSING	Att	Cmp	Yds	Cmp%	Yds/Att	TD	TD%	Int	Int%	Long	Sack/Lost	Rating
Brady	282	179	2285	63.5	8.10	12	4.3	4	1.4	71	11/ 100	97.0
Flutie	7	3	20	42.9	2.86	0	0.0	0	0.0	13	1/ 13	50.3
Cassel	4	2	15	50.0	3.75	0	0.0	1	25.0	12	0/ 0	19.8
TEAM	293	184	2320	62.8	7.92	12	4.1	5	1.7	71	12/ 113	93.9
OPPONENTS	245	143	2027	58.4	8.27	16	6.5	3	1.2	85t	13/ 91	101.9

* RUSHING	No.	Yds	Avg	Long	TD
Dillon	126	441	3.5	29	7
Pass	21	126	6.0	17	2
Faulk	14	28	2.0	4	0
Brady	9	19	2.1	12	0
Zereoue	7	14	2.0	12	0
Evans LG	1	0	0.0	0	0
Cassel	1	-1	-1.0	-1	0
Dwight	1	-1	-1.0	-1	0
Cloud	1	-5	-5.0	-5	0
TEAM	180	621	3.5	29	9
OPPONENTS	258	1031	4.0	68	9

* RECEIVING	No.	Yds	Avg	Long	TD
Branch	45	587	13.0	51	3
Givens	42	477	11.4	35	1
T. Brown	21	265	12.6	71	1
Pass	17	187	11.0	39	0
Graham	14	198	14.1	45t	3
Faulk	13	116	8.9	23	0
Watson	10	170	17.0	35	1
Dillon	10	118	11.8	25	0
Dwight	8	133	16.6	49	2
Evans LG	4	17	4.3	5	0
Johnson	2	58	29.0	55t	1
A. Davis	1	6	6.0	6	0
Zereoue	1	5	5.0	5	0
Fauria	0	0	---	0	0
Green	0	0	---	0	0
TEAM	184	2320	12.6	71	12
OPPONENTS	143	2027	14.2	85t	16

* INTERCEPTIONS	No.	Yds	Avg	Long	TD
Vrabel	2	23	11.5	24t	1
Samuel	1	0	0.0	0	0
TEAM	3	23	7.7	24t	1
OPPONENTS	5	46	9.2	41t	1

* PUNTING	No.	Yds	Avg	Net	TB	In	Lg	B
Miller	42	1966	46.8	39.3	2	14	58	1
TEAM	43	1966	45.7	39.3	2	14	58	1
OPPONENTS	41	1878	45.8	38.7	5	12	66	0

* PUNT RETURNS	Ret	FC	Yds	Avg	Long	TD
Dwight	19	5	179	9.4	29	0
Johnson	1	0	11	11.0	11	0
T. Brown	0	5	0	---	---	0
TEAM	20	10	190	9.5	29	0
OPPONENTS	23	6	236	10.3	76	0

* KICKOFF RETURNS	No.	Yds	Avg	Long	TD
Johnson	23	505	22.0	54	0
Hobbs	14	338	24.1	37	0
Faulk	3	65	21.7	26	0
Banta-Cain	1	14	14.0	14	0
Stone	1	0	0.0	0	0
TEAM	42	922	22.0	54	0
OPPONENTS	33	726	22.0	44	0

* FIELD GOALS	1-19	20-29	30-39	40-49	50+
Vinatieri	0/ 0	3/ 3	3/ 4	3/ 4	0/2
TEAM	0/ 0	3/ 3	3/ 4	3/ 4	0/2
OPPONENTS	0/ 0	4/ 4	4/ 4	2/ 4	3/4
Vinatieri: (26G) (45G) (53N, 48G, 35G, 43G) (37N, 24G) (29G) (39G, 53N, 38G) (44N) ()					
OPPONENTS: (43N) (51G, 52G) (33G, 52N, 24G) (42G, 21G) (33G, 58G) () (46N, 23G, 35G, 41G) (35G, 20G)					



THREE-TIME SUPER BOWL CHAMPIONS





2005 DEFENSIVE STATISTICS

Tackle Statistics Based on Coaches' Film Review

DEFENSIVE STATISTICS											SP. TEAMS					FUMBLES - LOST (12-8)				
Name	TT	UT	A	S/ YL	Int/	Yds	PD	FF	FR		TT	UT	A	FF	FR	Own				
																No.	Lost	Rec.	O.B.	
Mike Vrabel	63	44	19	2.5	14.0	2	23	4	-	-	1	1	0	-	-	Tom Brady	3	2	0	0
Vince Wilfork	50	24	26	0.5	4.0	-	-	-	-	1	0	0	0	-	-	Kevin Faulk	2	2	0	0
Monty Beisel	44	25	19	1.0	2.0	-	-	1	1	-	3	2	1	-	-	Corey Dillon	1	1	0	0
Ty Warren	44	23	21	-	-	-	-	1	-	-	0	0	0	-	-	Doug Flutie	1	1	0	0
Chad Brown	43	29	14	-	-	-	-	-	-	-	0	0	0	-	-	Benjamin Watson	1	1	0	0
Jarvis Green	39	23	16	1.5	14.0	-	-	-	1	-	0	0	0	-	-	Patrick Pass	1	1	0	0
Rosevelt Colvin	38	24	14	2.5	23.0	-	-	2	1	1	0	0	0	-	-	Daniel Graham	1	0	1	0
Eugene Wilson	38	22	16	-	-	-	-	4	-	1	4	3	1	-	-	Bethel Johnson	1	0	1	0
Willie McGinest	37	30	7	2.5	13.0	-	-	2	-	-	0	0	0	-	-	Tim Dwight	1	0	1	0
Richard Seymour	36	19	17	2.0	17.0	-	-	2	-	-	0	0	0	-	-	Tom Ashworth	0	0	1	0
Asante Samuel	29	20	9	-	-	1	0	11	-	-	0	0	0	-	-	Totals12840				
Duane Starks	26	18	8	-	-	-	-	5	-	-	0	0	0	-	-	BLOCKED KICKS				
Guss Scott	19	16	3	-	-	-	-	-	-	-	5	2	3	-	-					
Tedy Bruschi	19	9	10	-	-	-	-	-	-	-	1	0	1	-	-	XP	FG	P		
Rodney Harrison	16	7	9	-	-	-	-	1	-	-	3	2	1	-	-	Totals000				
Randall Gay	9	8	1	-	-	-	-	1	-	-	3	2	1	-	-	MISC. OFFENSIVE STATS				
Mike Wright	9	6	3	-	-	-	-	-	-	-	0	0	0	-	-					
Arturo Freeman	8	5	3	-	-	-	-	-	-	-	0	0	0	-	-	Tkl	Ast	FF	FR	
Michael Stone	7	5	2	-	-	-	-	-	-	-	4	0	4	-	-	Deion Branch	2	0	0	0
Ellis Hobbs	6	3	3	-	-	-	-	1	-	-	3	1	2	-	-	Troy Brown	1	0	0	0
Dan Klecko	4	4	0	0.5	4.0	-	-	-	-	-	1	0	1	-	-	Matt Light	1	0	0	0
Marquise Hill	3	2	1	-	-	-	-	-	-	-	0	0	0	-	-	Logan Mankins	1	0	0	0
Chad Scott	2	2	0	-	-	-	-	-	-	-	0	0	0	-	-	Daniel Graham	1	0	0	0
James Sanders	2	2	0	-	-	-	-	-	-	-	0	0	0	-	-	Stephen Neal	1	0	0	0
Hank Poteat	2	2	0	-	-	-	-	-	-	-	0	0	0	-	-	Kevin Faulk	1	0	0	0
Matt Chatham	2	0	2	-	-	-	-	-	-	-	8	2	6	-	-	Dan Koppen	1	0	0	0
Tyrone Poole	1	1	0	-	-	-	-	-	-	-	0	0	0	-	-	Totals9000				
Don Davis	0	0	0	-	-	-	-	-	-	-	15	2	13	-	-					
Larry Izzo	0	0	0	-	-	-	-	-	-	-	7	6	1	-	-					
Tully Banta-Cain	0	0	0	-	-	-	-	-	-	-	6	1	5	-	-					
Bethel Johnson	0	0	0	-	-	-	-	-	-	-	5	4	1	-	1					
Patrick Pass	0	0	0	-	-	-	-	-	-	-	5	4	1	-	-					
Wesly Mallard	0	0	0	-	-	-	-	-	-	-	3	2	1	-	-					
Lonie Paxton	0	0	0	-	-	-	-	-	-	-	2	0	2	-	-					
Benjamin Watson	0	0	0	-	-	-	-	-	-	-	1	1	0	-	-					
Daniel Graham	0	0	0	-	-	-	-	-	-	-	1	1	0	-	-					
Tim Dwight	0	0	0	-	-	-	-	-	-	-	0	0	0	-	1					
Totals	596	373	223	13.0	91.0	3	23	35	3	3	81	36	45	0	2					

LEGEND

TT- Total Tackles	PD- Pass Defensed
UT- Unassisted Tackles	FF- Forced Fumbles
A- Assists	FR- Fumbles Recovered
S/Yds- Sacks/Yards Lost	Tack. T.O. - Tackles off Turnovers
I/Ret.- Interceptions/Return Yards	O.B. - Out of Bounds



THREE-TIME SUPER BOWL CHAMPIONS





How The 2005 Patriots Were Built

YEAR DRAFTEES (27)		AS OF NOVEMBER 8, 2005 VETERAN FREE AGENTS (15)	WAIVERS (1) / TRADES (3)	ROOKIE AND FIRST-YEAR FREE AGENTS (7)
1993	Troy Brown (8)			
1994	Willie McGinest (1)			
1995				
1996	Tedy Bruschi (3)			Adam Vinatieri (fa)
1997				
1998				
1999	Kevin Faulk (2)			
2000	Tom Brady (6b) Patrick Pass (7b)		Matt Chatham (fa) (cw-STL)	Lonie Paxton (fa)
2001	Richard Seymour (1) Matt Light (2)	Larry Izzo (fa) (MIA) Mike Vrabel (3) (PIT)		Tom Ashworth (fa) Stephen Neal (fa)
2002	Daniel Graham (1) Deion Branch (2) Jarvis Green (4b) David Givens (7b)	Christian Fauria (2) (SEA)		Russ Hochstein (5)
2003	Ty Warren (1) Eugene Wilson (2a) Bethel Johnson (2b) Dan Klecko (D4a) Asante Samuel (4b) Dan Koppen (5) Tully Banta-Cain (7b)	Rosevelt Colvin (4) (CHI) Don Davis (fa) (STL) Brandon Gorin (7) (SD)		
2004	Vince Wilfork (1a) Benjamin Watson (1b) Marquise Hill (2)	Josh Miller (fa) (PIT)	Corey Dillon (2) (tr-CIN)	Randall Gay (fa)
2005	Logan Mankins (1) Ellis Hobbs (3a) Nick Kaczur (3b) James Sanders (4) Matt Cassel (7a)	Monty Beisel (4) (KC) Chad Brown (2) (SEA) Michael Cloud (2) (NYG) Tim Dwight (4) (SD) Heath Evans (3) (MIA) Doug Flutie (11) (SD) Hank Poteat (3) (PIT) Michael Stone (2) (STL)	Andre' Davis (2) (tr-CLV) Duane Starks (1) (tr-ARZ) INJURED RESERVE (6) Ryan Claridge (D5-05) Rodney Harrison (FA-03) Michael McGrew (FA-05) Tyrone Poole (FA-03) Chad Scott (FA-05) Guss Scott (D3-04)	Mike Wright (fa)

^ Restricted Free Agent

(#) - indicates round drafted

(fa) - indicates non-drafted free agents



THREE-TIME SUPER BOWL CHAMPIONS





UNOFFICIAL 2005 DEPTH CHART

Unofficial depth chart compiled by Patriots Media Relations, November 8, 2005

OFFENSE

WR: 83 Deion Branch (8/8/0/0)	86 Tim Dwight (8/0/0/0)	81 Bethel Johnson (6/0/0/2)
LT: <u>77 Nick Kaczur (8/5/0/0)</u>	76 Brandon Gorin (4/0/1/3)	72 Matt Light (3/3/0/5)*
LG: <u>70 Logan Mankins (8/8/0/0)</u>	71 Russ Hochstein (8/0/0/0)	
C: 67 Dan Koppen (8/8/0/0)	71 Russ Hochstein (8/0/0/0)	
RG: 61 Stephen Neal (8/8/0/0)	71 Russ Hochstein (8/0/0/0)	
RT: 68 Tom Ashworth (8/8/0/0)	76 Brandon Gorin (8/0/1/3)	
TE: 82 Daniel Graham (8/8/0/0)	84 Benjamin Watson (8/5/0/0)	88 Christian Fauria (8/4/0/0)
WR: 87 David Givens (8/6/0/0)	80 Troy Brown (6/0/0/2)	18 Andre' Davis (1/0/0/4)*
QB: 12 Tom Brady (8/8/0/0)	2 Doug Flutie (1/0/7/0)	<u>16 Matt Cassel (1/0/0/7)*</u>
RB: 28 Corey Dillon (7/6/1/0)	34 Michael Cloud (1/0/0/0)	33 Kevin Faulk (3/0/0/5)*
FB: 35 Patrick Pass (7/3/0/1)*	44 Heath Evans (1/0/0/0)	

DEFENSE

LE: 94 Ty Warren (8/8/0/0)	91 Marquise Hill (5/0/0/3)	
NT: 75 Vince Wilfork (8/8/0/0)	<u>99 Mike Wright (7/0/1/0)</u>	90 Dan Klecko (6/0/0/2)*
RE: 93 Richard Seymour (4/4/0/4)*	97 Jarvis Green (8/5/0/0)	
OLB: 59 Rosevelt Colvin (8/3/0/0)	50 Mike Vrabel (8/8/0/0)	58 Matt Chatham (7/0/0/1)
ILB: 54 Tedy Bruschi (2/2/0/0)	52 Monty Beisel (8/6/0/0)	53 Larry Izzo (8/0/0/0)
ILB: 50 Mike Vrabel (8/8/0/0)	98 Chad Brown (7/5/0/1)	51 Don Davis (8/0/0/0)
OLB: 55 Willie McGinest (8/8/0/0)	95 Tully Banta-Cain (6/0/0/2)	
LCB: 22 Asante Samuel (8/8/0/0)	<u>27 Ellis Hobbs (8/0/0/0)</u>	
RCB: 21 Randall Gay (4/2/0/4)	23 Duane Starks (7/6/0/1)	32 Hank Poteat (2/0/0/0)
FS: 26 Eugene Wilson (8/8/0/0)	<u>36 James Sanders (2/1/0/6)*</u>	
SS: 24 Michael Stone (5/0/0/0)	21 Randall Gay (4/2/0/4)	

SPECIAL TEAMS

K: 4 Adam Vinatieri (8/0/0/0)	8 Josh Miller (8/0/0/0)
P: 8 Josh Miller (8/0/0/0)	4 Adam Vinatieri (8/0/0/0)
H: 8 Josh Miller (8/0/0/0)	12 Tom Brady (8/8/0/0)
PR: 86 Tim Dwight (8/0/0/0)	80 Troy Brown (6/0/0/2)
KR: 81 Bethel Johnson (6/0/0/2)	<u>27 Ellis Hobbs (8/0/0/0)</u>
LS: 66 Lonie Paxton (7/0/0/0)	71 Russ Hochstein (7/0/0/0)

*- Player was inactive for last week's game
Rookie and first-year players are underlined

PATRIOTS PRONUNCIATION GUIDE

Monty Beisel.....	BYE-sull	Bethel Johnson	BETH-ull
Matt Cassel	CASTLE	Nick Kaczur	KÄ-zur
Christian Fauria	FOUR-ee-ay	Dan Koppen.....	COPE-en
Marquise Hill	mar-KEESE	Adam Vinatieri	vin-a-TERRY
Russ Hochstein.....	HOKE-stine		



THREE-TIME SUPER BOWL CHAMPIONS





2005 ALPHABETICAL ROSTER

November 8, 2005

#	NAME	POS	HT	WT	BORN	YR	COLLEGE	H.S. HOMETOWN
68	Ashworth, Tom	T	6-6	305	10/10/77	4	Colorado	Englewood, Colo.
95	Banta-Cain, Tully	LB	6-2	250	08/28/80	3	California	Sunnyvale, Calif.
52	Beisel, Monty	LB	6-3	238	08/20/78	5	Kansas State	Douglass, Kan.
12	Brady, Tom	QB	6-4	225	08/03/77	6	Michigan	San Mateo, Calif.
83	Branch, Deion	WR	5-9	193	07/18/79	4	Louisville	Albany, Ga.
98	Brown, Chad	LB	6-2	245	07/12/70	13	Colorado	Altadena, Calif.
80	Brown, Troy	WR	5-10	196	07/02/71	13	Marshall	Blackville, S.C.
54	Bruschi, Tedy	LB	6-1	247	06/09/73	10	Arizona	Roseville, Calif.
16	Cassel, Matt	QB	6-4	222	05/17/82	R	Southern California	Northridge, Calif.
58	Chatham, Matt	LB	6-4	250	06/28/77	6	South Dakota	Sioux City, Iowa
34	Cloud, Michael	RB	5-10	205	07/01/75	7	Boston College	Portsmouth, R.I.
59	Colvin, Rosevelt	LB	6-3	250	09/05/77	7	Purdue	Indianapolis, Ind.
18	Davis, Andre'	WR	6-1	195	06/12/79	4	Virginia Tech	Niskayuna, N.Y.
51	Davis, Don	LB	6-1	235	12/17/72	10	Kansas	Olathe, Kan.
28	Dillon, Corey	RB	6-1	225	10/24/74	9	Washington	Seattle, Wash.
86	Dwight, Tim	WR	5-8	180	07/13/75	8	Iowa	Iowa City, Iowa
44	Evans, Heath	FB	6-0	250	12/30/78	5	Auburn	West Palm Beach, Fla.
33	Faulk, Kevin	RB	5-8	202	06/05/76	7	Louisiana State	Carencro, La.
88	Fauria, Christian	TE	6-4	250	09/22/71	11	Colorado	Encino, Calif.
2	Flutie, Doug	QB	5-10	180	10/23/62	12	Boston College	Natick, Mass.
21	Gay, Randall	CB	5-11	186	05/05/82	2	Louisiana State	Brusly, La.
87	Givens, David	WR	6-0	215	08/16/80	4	Notre Dame	Humble, Texas
76	Gorin, Brandon	T	6-6	308	07/17/78	4	Purdue	Muncie, Ind.
82	Graham, Daniel	TE	6-3	257	11/16/78	4	Colorado	Denver, Colo.
97	Green, Jarvis	DL	6-3	290	01/12/79	4	Louisiana State	Donaldsonville, La.
91	Hill, Marquise	DE	6-6	300	08/07/82	2	Louisiana State	New Orleans, La.
27	Hobbs, Ellis	CB	5-9	188	05/16/83	R	Iowa State	DeSoto, Texas
71	Hochstein, Russ	G	6-4	305	10/07/77	5	Nebraska	Hartington, Neb.
53	Izzo, Larry	LB	5-10	228	09/26/74	10	Rice	Houston, Texas
81	Johnson, Bethel	WR	5-11	200	02/11/79	3	Texas A&M	Corsicana, Texas
77	Kaczur, Nick	T	6-4	319	07/28/79	R	Toledo	Brantford, Ontario
90	Klecko, Dan	DL	5-11	275	01/12/81	3	Temple	Colts Neck, N.J.
67	Koppen, Dan	C	6-2	296	09/12/79	3	Boston College	Whitehall, Pa.
72	Light, Matt	T	6-4	305	06/23/78	5	Purdue	Greenville, Ohio
70	Mankins, Logan	OL	6-4	307	03/10/82	R	Fresno State	Catheys Valley, Calif.
55	McGinest, Willie	LB	6-5	270	12/11/71	12	Southern California	Long Beach, Calif.
8	Miller, Josh	P	6-4	225	07/14/70	10	Arizona	Rockaway, N.Y.
61	Neal, Stephen	G	6-4	305	10/09/76	4	Cal State-Bakersfield	San Diego, Calif.
35	Pass, Patrick	FB	5-10	217	12/31/77	6	Georgia	Tucker, Ga.
66	Paxton, Lonie	LS	6-2	260	03/13/78	6	Sacramento State	Corona, Calif.
32	Poteat, Hank	CB	5-10	192	08/30/77	4	Pittsburgh	Harrisburg, Pa.
22	Samuel, Asante	CB	5-10	185	01/06/81	3	Central Florida	Ft. Lauderdale, Fla.
36	Sanders, James	S	5-10	207	11/11/83	R	Fresno State	Porterville, Calif.
93	Seymour, Richard	DL	6-6	310	10/06/79	5	Georgia	Gadsden, S.C.
23	Starks, Duane	CB	5-10	174	05/23/74	8	Miami (Fla.)	Miami, Fla.
24	Stone, Michael	S	6-0	201	02/13/78	5	Memphis	Southfield, Mich.
4	Vinatieri, Adam	K	6-0	202	12/28/72	10	South Dakota State	Rapid City, S.D.
50	Vrabel, Mike	LB	6-4	261	08/14/75	9	Ohio State	Akron, Ohio
94	Warren, Ty	DL	6-5	300	02/06/81	3	Texas A&M	Bryan, Texas
84	Watson, Benjamin	TE	6-3	253	12/18/80	2	Georgia	Rock Hill, S.C.
75	Wilfork, Vince	DL	6-2	325	11/04/81	2	Miami (Fla.)	Boynton Beach, Fla.
26	Wilson, Eugene	DB	5-10	195	08/17/80	3	Illinois	Merrillville, Ind.
99	Wright, Mike	DL	6-4	295	03/01/82	R	Cincinnati	Cincinnati, Ohio

PRACTICE SQUAD

49	Alexander, Eric	LB	6-2	240	02/08/82	2	Louisiana State	Port Arthur, Texas
65	Britt, Wesley	T	6-8	314	11/21/81	R	Alabama	Cullman, Ala.
13	Childress, Bam	WR	5-10	185	03/31/82	R	Ohio State	Warrensville Heights, Ohio
60	Krug, Ryan	G	6-4	304	06/07/82	R	Connecticut	Pine Beach, N.J.
14	Sam, P.K.	WR	6-3	210	02/26/83	2	Florida State	Buford, Ga.
92	Thomas, Santonio	DL	6-4	308	07/02/81	R	Miami (Fla.)	Belle Glade, Fla.
41	Ventrone, Raymond	S	5-10	200	10/21/82	R	Villanova	Pittsburgh, Pa.
74	Yates, Billy	G	6-2	305	04/15/80	2	Texas A&M	Fort Worth, Texas

HEAD COACH: BILL BELICHICK

ASSISTANTS: Joel Collier, Assistant Secondary; Brian Daboll, Wide Receivers; Ivan Fears, Running Backs; Pepper Johnson, Defensive Line; Eric Mangini, Defensive Coordinator; Pete Mangurian, Tight Ends; Josh McDaniels, Quarterbacks; Harold Nash, Assistant Strength and Conditioning; Matt Patricia, Assistant Offensive Line; Dean Pees, Linebackers; Dante Scarnecchia, Assistant Head Coach/Offensive Line; Brad Seely, Special Teams; Mike Woicik, Strength and Conditioning.



THREE-TIME SUPER BOWL CHAMPIONS





2005 NUMERICAL ROSTER

November 8, 2005

#	NAME	POS	HT	WT	AGE	YR	COLLEGE	HOW ACQ.	P/S/D/I
2	Doug Flutie	QB	5-10	180	43	12	Boston College	FA (SD)-05	1/0/7/0
4	Adam Vinatieri	K	6-0	202	32	10	South Dakota State	FA-96	8/0/0/0
8	Josh Miller	P	6-4	225	35	10	Arizona	FA (PIT)-04	8/0/0/0
12	Tom Brady	QB	6-4	225	28	6	Michigan	D6b-00	8/8/0/0
16	Matt Cassel	QB	6-4	222	23	R	Southern California	D7a-05	1/0/0/7
18	Andre' Davis	WR	6-1	195	26	4	Virginia Tech	TR (CLV)-05	1/0/0/4
21	Randall Gay	CB	5-11	186	23	2	Louisiana State	FA-04	4/2/0/4
22	Asante Samuel	CB	5-10	185	24	3	Central Florida	D4b-03	8/8/0/0
23	Duane Starks	CB	5-10	174	31	8	Miami (Fla.)	TR (ARZ)-05	7/6/0/1
24	Michael Stone	S	6-0	201	27	5	Memphis	FA (STL)-05	5/0/0/0
26	Eugene Wilson	DB	5-10	195	25	3	Illinois	D2a-03	8/8/0/0
27	Ellis Hobbs	CB	5-9	188	22	R	Iowa State	D3a-05	8/0/0/0
28	Corey Dillon	RB	6-1	225	31	9	Washington	TR (CIN)-04	7/6/1/0
32	Hank Poteat	CB	5-10	192	28	4	Pittsburgh	FA (CAR)-04	2/0/0/0
33	Kevin Faulk	RB	5-8	202	29	7	Louisiana State	D2-99	3/0/0/5
34	Michael Cloud	RB	5-10	205	30	7	Boston College	FA-05	1/0/0/0
35	Patrick Pass	FB	5-10	217	27	6	Georgia	D7b-00	7/3/0/1
36	James Sanders	S	5-10	207	22	R	Fresno State	D4-05	2/1/0/6
44	Heath Evans	FB	6-0	250	26	5	Auburn	FA (MIA)-05	1/0/0/0
50	Mike Vrabel	LB	6-4	261	30	9	Ohio State	UFA (PIT)-01	8/8/0/0
51	Don Davis	LB	6-1	235	32	10	Kansas	UFA (STL)-03	8/0/0/0
52	Monty Beisel	LB	6-3	238	27	5	Kansas State	UFA (KC)-05	8/5/0/0
53	Larry Izzo	LB	5-10	228	31	10	Rice	UFA (MIA)-01	8/0/0/0
54	Tedy Bruschi	LB	6-1	247	32	10	Arizona	D3-96	2/2/0/0
55	Willie McGinest	LB	6-5	270	33	12	Southern California	D1-94	8/8/0/0
58	Matt Chatham	LB	6-4	250	27	6	South Dakota	CW-00	7/0/0/1
59	Rosevelt Colvin	LB	6-3	250	28	7	Purdue	UFA (CHI)-03	8/3/0/0
61	Stephen Neal	G	6-4	305	29	4	Cal State-Bakersfield	FA-01	8/8/0/0
66	Lonie Paxton	LS	6-2	260	27	6	Sacramento State	FA-00	8/0/0/0
67	Dan Koppen	C	6-2	296	26	3	Boston College	D5-03	8/8/0/0
68	Tom Ashworth	T	6-6	305	28	4	Colorado	FA-01	8/8/0/0
70	Logan Mankins	OL	6-4	307	23	R	Fresno State	D1-05	8/8/0/0
71	Russ Hochstein	G	6-4	305	28	5	Nebraska	FA-03	8/0/0/0
72	Matt Light	T	6-4	305	27	5	Purdue	D2-01	3/3/0/5
75	Vince Wilfork	DL	6-2	325	25	2	Miami (Fla.)	D1a-04	8/8/0/0
76	Brandon Gorin	T	6-6	308	27	4	Purdue	FA-03	4/0/1/3
77	Nick Kaczur	T	6-4	319	26	R	Toledo	D3b-05	8/5/0/0
80	Troy Brown	WR	5-10	196	34	13	Marshall	D8-93	6/0/0/2
81	Bethel Johnson	WR	5-11	200	25	3	Texas A&M	D2b-03	6/0/0/2
82	Daniel Graham	TE	6-3	257	25	4	Colorado	D1-02	8/8/0/0
83	Deion Branch	WR	5-9	193	26	4	Louisville	D2-02	8/8/0/0
84	Benjamin Watson	TE	6-3	253	29	2	Georgia	D1b-04	8/5/0/0
86	Tim Dwight	WR	5-8	180	30	8	Iowa	FA-05	8/0/0/0
87	David Givens	WR	6-0	215	25	4	Notre Dame	D7b-02	8/6/0/0
88	Christian Fauria	TE	6-4	250	34	11	Colorado	UFA (SEA)-02	8/4/0/0
90	Dan Klecko	DL	5-11	275	24	3	Temple	D4a-03	6/0/0/2
91	Marquise Hill	DE	6-6	300	23	2	Louisiana State	D2-04	5/0/0/3
93	Richard Seymour	DL	6-6	310	26	5	Georgia	D1-01	4/4/0/4
94	Ty Warren	DL	6-5	300	24	3	Texas A&M	D1-03	8/8/0/0
95	Tully Banta-Cain	LB	6-2	250	25	3	California	D7b-03	6/0/0/2
97	Jarvis Green	DL	6-3	290	26	4	Louisiana State	D4b-02	8/5/0/0
98	Chad Brown	LB	6-2	245	35	13	Colorado	FA (SEA)-05	7/5/0/1
99	Mike Wright	DL	6-4	295	23	R	Cincinnati	FA-05	7/0/1/0

RESERVE / INJURED

47	Ryan Claridge	LB	6-2	254	24	R	Nevada-Las Vegas	D5-05	-/-/-/-
37	Rodney Harrison	S	6-1	220	32	12	Western Illinois	FA (SD)-03	3/3/0/0
15	Michael McGrew	WR	6-2	201	23	R	Virginia	FA-05	-/-/-/-
38	Tyrone Poole	CB	5-8	188	33	10	Fort Valley State	UFA (DEN)-03	1/1/0/5
30	Chad Scott	CB	6-1	202	31	9	Maryland	FA (PIT)-05	3/0/0/2
29	Guss Scott	S	5-10	205	23	2	Florida	D3-04	5/2/0/1

HEAD COACH: BILL BELICHICK

ASSISTANTS: Joel Collier, Assistant Secondary; Brian Daboll, Wide Receivers; Ivan Fears, Running Backs; Pepper Johnson, Defensive Line; Eric Mangini, Defensive Coordinator; Pete Mangurian, Tight Ends; Josh McDaniels, Quarterbacks; Harold Nash, Assistant Strength and Conditioning; Matt Patricia, Assistant Offensive Line; Dean Pees, Linebackers; Dante Scarnecchia, Assistant Head Coach/Offensive Line; Brad Seely, Special Teams; Mike Woicik, Strength and Conditioning.

Ages as of Nov. 13, 2005



THREE-TIME SUPER BOWL CHAMPIONS





2005 TRANSACTIONS

MARCH, 2005

3/4 Duane Starks Acquired via Trade (ARZ)
 3/7 Pete Mangurian Named Tight Ends Coach
 Patrick Pass Re-Signed
 3/8 Stephen Neal Re-Signed
 3/13 Tim Dwight Signed
 3/15 Tom Ashworth Re-Signed
 3/22 Don Davis Re-Signed
 3/24 Ethan Kelley Re-Signed

APRIL, 2005

4/5 David Terrell Signed
 4/14 Monty Beisel Signed
 4/18 Wesly Mallard Signed
 4/23 Logan Mankins Drafted
 Ellis Hobbs Drafted
 Nick Kaczur Drafted
 4/24 James Sanders Drafted
 Ryan Claridge Drafted
 Matt Cassel Drafted
 Andy Stokes Drafted
 4/26 Chad Scott Signed
 4/29 Doug Flutie Signed
 DeCori Birmingham, Travis Conway, Kyle Eckel,
 Robbie Gould, Ryan Krug, Mike Lorenz, Matt Phillips,
 Andre Torrey, Raymond Ventrone and Mike Wright
 Signed as rookie free agents
 4/30 Earl Charles, Michael McGrew, Michael Rogers
 and Antonio Thomas Signed as rookie free agents
 Rhett Kopp Signed
 DeMarco McNeil Signed

MAY, 2005

5/2 Matt Phillips Released
 5/4 Keith Traylor Released
 5/6 Michael Rogers Released
 Mark Bartosic Released
 5/10 Chad Brown Signed
 5/12 Victor Leyva Signed
 5/18 Otis Smith Signed and placed on Res./Retired
 5/23 Troy Brown Re-Signed

JUNE, 2005

6/1 Lance Nimmo Released
 Chris Redman Released
 6/6 Antuan Edwards Signed
 6/9 Ike Charlton Released
 6/10 Andy Stokes Signed
 6/15 Travis Conway Released
 Mike Lorenz Released
 6/28 Bryan Anderson Signed
 Chad Morton Signed
 Matt Cassel Signed
 Ryan Claridge Signed

JULY, 2005

7/15 Scott Pioli Signed to a contract extension
 7/20 Nick Kaczur Signed
 James Sanders Signed
 7/22 Ellis Hobbs Signed
 DeCori Birmingham Released
 7/23 Earl Charles Released
 7/24 Bam Childress Signed
 DeMarco McNeil Released
 7/25 Logan Mankins Signed
 7/27 Michael McGrew Released
 7/28 Ted Johnson Retired
 Rich Musinski Signed
 Bryan Anderson, Tedy Bruschi, Tim Dwight,
 Chad Morton and Bethel Johnson
 Placed on PUP list
 Ethan Kelley Placed on NFI list
 7/29 Eugene Baker Signed
 Bryan Anderson Released
 7/31 Jason Anderson Signed

AUGUST, 2005

8/1 Tim Dwight Activated from PUP list
 Ethan Kelley Released
 Jake Schifino Released
 8/2 Mario Monds Signed
 8/3 Tom Sverchek Signed
 Rich Musinski Released
 8/5 Ricky Bryant Released
 8/8 Matt Brandt Signed
 Andy Stokes Released
 8/9 Matt Brandt Released
 8/14 Mario Monds Released
 8/15 Ifo Pili Signed
 Ryan Claridge Placed on Reserve / Injured
 8/21 Rhett Kopp Released
 8/22 Andre' Davis Acquired via Trade (CLV)
 8/24 Eugene Baker Released
 8/25 Antuan Edwards Released
 8/29 Rohan Davey, Cedric Cobbs
 and Dexter Reid Released
 8/30 Jason Anderson, Robbie Gould, Ryan Krug,
 Chad Morton, Ifo Pili, Hank Poteat
 and Antonio Thomas Released
 Bethel Johnson Activated from PUP list
 Michael McGrew Placed on Reserve / Injured

SEPTEMBER, 2005

9/3 Eric Alexander, Rodney Bailey, Kory Chapman, Bam
 Childress, Kyle Eckel, Joel Jacobs, Victor Leyva, Gene
 Mruczkowski, Jeff Roehl, P.K. Sam, Grant Steen, Tom
 Sverchek, David Terrell, Andre Torrey, Raymond
 Ventrone, Jed Weaver and Billy Yates
 Released
 9/4 Eric Alexander, Kory Chapman, Bam Childress, Ryan Krug,
 Jared Newberry, Raymond Ventrone and Billy Yates
 Signed to the Practice Squad
 9/5 Wesley Britt Signed to the Practice Squad
 9/7 Andre Torrey Signed to the Practice Squad
 Raymond Ventrone Released from Practice Squad
 9/8 P.K. Sam Signed to the Practice Squad
 Ryan Krug Released from Practice Squad
 9/9 Raymond Ventrone Signed to the Practice Squad
 Andre Torrey Released from Practice Squad
 9/21 Antonio Thomas Signed to the Practice Squad
 9/27 Rodney Harrison Placed on Reserve / Injured
 Wesly Mallard Released
 9/28 Gene Mruczkowski, Michael Stone
 and Amos Zereoue Signed
 Andre' Davis Released
 Ryan Krug Signed to the Practice Squad
 Jared Newberry Released from Practice Squad

OCTOBER, 2005

10/8 Eric Alexander Signed to the active roster
 Gene Mruczkowski Released
 10/11 Eric Alexander Released
 10/12 Arturo Freeman Signed
 Wesly Mallard Signed
 Chad Scott Placed on Reserve / Injured
 Eric Alexander Signed to the Practice Squad
 10/19 Andre' Davis Signed
 Hank Poteat Signed
 Guss Scott Placed on Reserve / Injured
 Wesly Mallard Released
 10/27 Tyrone Poole Placed on Reserve / Injured
 10/29 Tedy Bruschi Activated from Reserve / PUP

NOVEMBER, 2005

11/1 Heath Evans Signed
 Amos Zereoue Released
 11/4 Michael Cloud Signed
 Arturo Freeman Released



THREE-TIME SUPER BOWL CHAMPIONS





PATRIOTS IN CONTEXT

THREE NFL TITLES OVER A FOUR-YEAR SPAN

Team	Era	Champ. Seasons
New England Patriots	2001-Present	2001, 2003, 2004
Dallas Cowboys	1992-1995	1992, 1993, 1995
Green Bay Packers	1965-1967	1965, 1966, 1967
Chicago Bears	1940-1943	1940, 1941, 1943
Green Bay Packers	1929-1931	1929, 1930, 1931

NOTE: NFL Champions have been determined as follows – First-place team in the final standings (1920-32); Winner of the NFL championship game (1933-65); Winner of the Super Bowl (1966-present).

BACK-TO-BACK SUPER BOWL CHAMPIONS

Team	Seasons	Championship Game Results
NE	2003-2004	Def. Carolina in Super Bowl XXXVIII, 32-29 Def. Philadelphia in Super Bowl XXXIX, 24-21 Def. Green Bay in Super Bowl XXXII, 31-24
DEN	1997-1998	Def. Atlanta in Super Bowl XXXIII, 34-19 Def. Buffalo in Super Bowl XXVII, 52-17
DAL	1992-1993	Def. Buffalo in Super Bowl XXVII, 30-13 Def. Cincinnati in Super Bowl XXIII, 20-16
SF	1988-1989	Def. Denver in Super Bowl XXIV, 55-10 Def. Dallas in Super Bowl XIII, 35-31
PIT	1978-1979	Def. L.A. Rams in Super Bowl XIV, 31-19 Def. Minnesota in Super Bowl IX, 16-6
PIT	1974-1975	Def. Dallas in Super Bowl X, 21-17 Def. Washington in Super Bowl VII, 14-7
MIA	1972-1973	Def. Minnesota in Super Bowl VIII, 24-7 Def. Kansas City in Super Bowl I, 35-10
GB	1966-1967	Def. Oakland in Super Bowl II, 33-14

NOTE: There were eight back-to-back NFL champions in the pre-Super Bowl Era (1920-1965). In addition to those eight occurrences, Green Bay won three titles in a row from 1929-1931 and also won three consecutive titles from 1965-1967 (including the 1965 NFL championship game and the first two Super Bowls in 1966 and 1967). No team has won three consecutive Super Bowls.

ALL-TIME SUPER BOWL VICTORIES

Team	Titles	Championship Seasons
Dallas Cowboys	5	1971, 1977, 1992, 1993, 1995
San Francisco 49ers	5	1981, 1984, 1988, 1989, 1994
Pittsburgh Steelers	4	1974, 1975, 1978, 1979
New England Patriots	3	2001, 2003, 2004
Green Bay Packers	3	1966, 1967, 1996
Washington Redskins	3	1982, 1987, 1991
Oakland/L.A. Raiders	3	1976, 1980, 1983
Denver Broncos	2	1997, 1998
New York Giants	2	1986, 1990
Miami Dolphins	2	1972, 1973

NOTE: Teams are sorted by most recent championship season

PRO FOOTBALL'S LONGEST WINNING STREAKS

Includes postseason games

Wins	Team	Years	League
21	New England Patriots	2003-04	NFL
18	Denver Broncos	1997-98	NFL
18	San Francisco 49ers	1989-90	NFL
18	Miami Dolphins	1972-73	NFL
18	Cleveland Browns	1947-48	AAFC
18	Chicago Bears	1941-42	NFL
18	Chicago Bears	1933-34	NFL
17	Oakland Raiders	1976-77	NFL

Includes teams from the NFL (1920-Present), All American Football Conference (1946-49) and American Football League (1960-69).

NFL'S ALL-TIME BEST SINGLE-SEASON RECORDS

(Regular-season and postseason only)

Year	Team	Total	Reg	Post
1985	Bears	18-1	15-1	3-0
1984	49ers	18-1	15-1	3-0
1972	Dolphins	17-0	14-0	3-0
2004	Patriots	17-2	14-2	3-0
2003	Patriots	17-2	14-2	3-0
1998	Broncos	17-2	14-2	3-0
1991	Redskins	17-2	14-2	3-0
1989	49ers	17-2	14-2	3-0
1986	Giants	17-2	14-2	3-0
1978	Steelers	17-2	14-2	3-0

CLOSEST SUPER BOWL GAMES

Season	Game	Winner	Loser	Score	Margin
1990	XXV	NYG	BUF	20-19	1
2004	XXXIX	NE	PHI	24-21	3
2003	XXXVIII	NE	CAR	32-29	3
2001	XXXVI	NE	STL (Rams)	20-17	3
1970	V	BAL (Colts)	DAL	16-13	3
1988	XXIII	SF	CIN	20-16	4
1978	XIII	PIT	DAL	35-31	4
1975	X	PIT	DAL	21-17	4

MOST VICTORIES IN A TWO-YEAR SPAN

Including regular-season and playoff games

Team	Wins	Seasons	Year 1	Year 2	Record	Pct.
NE	34	2003-2004	17-2	17-2	34-4	.895
DEN	33	1997-1998	16-4	17-2	33-6	.846
MIA	32	1972-1973	17-0	15-2	32-2	.941
CHI	32	1985-1986	18-1	14-3	32-4	.889
SF	32	1989-1990	17-2	15-3	32-5	.865
PIT	32	1978-1979	17-2	15-4	32-6	.842

ALL-TIME NFL POSTSEASON STANDINGS

(Minimum 10 Postseason Games, Since 1920)

Team	W	L	Pct.
Green Bay Packers	24	14	.632
New England Patriots	16	10	.615
San Francisco 49ers	25	17	.595
Washington Redskins	22	15	.595
Dallas Cowboys	32	22	.593

NFL'S LONGEST POSTSEASON WINNING STREAKS

Team	Consec. Wins	Seasons
New England Patriots	9	2001, 2003-04
Green Bay Packers	9	1961-62, 1965-67
Denver Broncos	7	1997-98
Dallas Cowboys	7	1992-94
San Francisco 49ers	7	1988-90
Pittsburgh Steelers	7	1974-76

ALL-TIME SUPER BOWL APPEARANCES

(Since 1966)

Team	Conference	No.
Dallas Cowboys	N	8
Denver Broncos	A	6
New England Patriots	A	5
Miami Dolphins	A	5
Pittsburgh Steelers	A	5
Oakland/L.A. Raiders	A	5
San Francisco 49ers	N	5
Washington Redskins	N	5

SUPER BOWL APPEARANCES IN LAST 20 YRS

(Since 1985)

Team	Conference	No.
New England Patriots	A	5
Denver Broncos	A	5
Buffalo Bills	A	4
Dallas Cowboys	N	3
New York Giants	N	3
San Francisco 49ers	N	3

SUPER BOWL APPEARANCES IN LAST 10 YRS

(Since 1995)

Team	Conference	No.
New England Patriots	A	4
Denver Broncos	A	2
Green Bay Packers	N	2
St. Louis Rams	N	2



THREE-TIME SUPER BOWL CHAMPIONS





INSIDE THE NUMBERS

BOUNCING BACK

41

The number of games the Patriots have played since suffering back-to-back losses. Their streak is the longest such current streak in the NFL.

7

The number of times the Patriots have followed a loss with a victory during their streak.

29.6

The average number of points the Patriots have scored in their seven games following a loss since 2003.

14-4

Tom Brady's career record as a starter following a Patriots loss.

3-0

The Patriots' record following losses this season.

MIAMI VICE

7

The number of regular-season victories the Patriots have recorded in Miami since the Dolphins were founded in 1966.

1

The number of times the Patriots have won in Miami in the last seven games dating back to 1997 (a 19-13 OT win in 2003).

1985

The season in which New England broke a string of 18 consecutive losses to the Dolphins at the Orange Bowl with an AFC Championship Game victory that propelled the Patriots to Super Bowl XX.

BEAST OF THE EAST

21-6

The Patriots record against the AFC East since 2001, the best divisional record among AFC East teams over that span.

20

The number of victories by the Patriots in their last 24 games against AFC East teams.

6

The number of games the Patriots played this season before opening divisional play, setting a franchise record.

5

The number of their final eight games that the Patriots will play against AFC East opponents.

THE KRAFT ERA

88-37

The Patriots' record at home since 1994, including preseason, regular-season and postseason games.

26-5

The Patriots' record at Gillette Stadium, including regular-season and postseason games (.839 win pct).

131-73

The Patriots' record in preseason, regular-season and postseason games since 1996 (.642 win pct).

95-57

The Patriots' regular-season record since 1996 (.625 win pct).

THE BELICHICK ERA

66-31

Bill Belichick's overall record as head coach of the Patriots, including the regular season and the playoffs.

33-1

Belichick's record with New England when his team scores 25 points or more.

50-4

Belichick's record with New England when his team scores 21 points or more.

FAMILIAR FACES

3

The number of Patriots players who played for Dolphins Head Coach Nick Saban when he was the head coach at Louisiana State University (Jarvis Green, Marquise Hill, Randall Gay).

3

The number of Patriots assistant coaches who were once a part of Saban's coaching staff when he was the head man at Michigan State (Dean Pees, Josh McDaniels, Brian Daboll).

12.8

The number of points per game given up by the 1994 Cleveland Browns, a mark that led the NFL. That season, Bill Belichick was Cleveland's head coach and Nick Saban was the defensive coordinator.

CONSECUTIVE STREAKS

152

Consecutive games in which Adam Vinatieri has played, tying him with Gino Cappelletti for the second longest streak in team history, behind only Raymond Clayborn (161). Vinatieri has not missed a game in his 10-year career.

70

Consecutive games in which Tom Brady has started at quarterback, the longest consecutive starts streak on the team.

39

Consecutive games in which Dan Koppen has started at center, the second longest starting streak on the team.

32

Consecutive games in which Willie McGinest has started at outside linebacker, the longest consecutive starts streak on the Patriots defense.

36

Consecutive games played in which Deion Branch has recorded at least one reception.

25

Consecutive victories when producing a positive turnover differential.

7

Consecutive overtime wins (8 games including playoffs).

251

Consecutive Patriots games televised locally, including preseason, regular-season and postseason games.

121

Consecutive sellouts in Foxborough, including preseason, regular-season and postseason games.

NOTE: All of the above streaks include regular-season games only, unless noted.

2005 MILESTONES

25

The number of points needed by kicker Adam Vinatieri to become the Patriots' all-time leading scorer. His current career total is 1,106 points. Gino Cappelletti (1960-70) holds the franchise record with 1,130 points.

5.5

The number of sacks needed by Willie McGinest (74.5 sacks) to pass Julius Adams (79.5 sacks) for second place on the team's all-time sacks list.

45

The number of receptions Kevin Faulk needs to pass Tony Collins (261) for the most receptions by a running back in Patriots history.

65

The number of receiving yards needed by Faulk to reach 2,000 for his career. He could become just the third running back in Patriots history to achieve the milestone (Larry Garrison, 2,502 and Tony Collins, 2,356).



THREE-TIME SUPER BOWL CHAMPIONS

