



NEW ENGLAND TO FACE NEW ORLEANS IN FOXBOROUGH

MEDIA SCHEDULE

TUESDAY, NOVEMBER 15

Players Off – No Media Availability

WEDNESDAY, NOVEMBER 16

10:45 – 11:10 a.m. Coach Belichick Press Conf.
(in Media Workroom)

11:10 – 11:55 a.m. Open Locker Room

11:40 – 11:55 a.m. Tom Brady Media Availability

Approx. 12:30 p.m. Media Availability at Practice

1:15 p.m. Antowain Smith Conference Call

1:30 p.m. Jim Haslett Conference Call

THURSDAY, NOVEMBER 17

10:45 – 11:10 a.m. Coach Belichick Press Conf.
(in Media Workroom)

11:10 – 11:55 a.m. Open Locker Room

Approx. 12:30 p.m. Media Availability at Practice

FRIDAY, NOVEMBER 18

10:30 – 11:00 a.m. Coach Belichick Press Conf.
(in Media Workroom)

11:00 – 11:45 a.m. Open Locker Room

Approx. 12:00 p.m. Media Availability at Practice

SATURDAY, NOVEMBER 19

Team Walkthrough – No Media Availability

SUNDAY, NOVEMBER 20

1:00 p.m. Patriots vs. New Orleans Saints

2005 PATRIOTS SCHEDULE

| | | | |
|-----------------|----------------|------|-------|
| Thurs., Sept. 8 | Oakland | W | 30-20 |
| Sun., Sept. 18 | at Carolina | L | 17-27 |
| Sun., Sept. 25 | at Pittsburgh | W | 23-20 |
| Sun., Oct. 2 | San Diego | L | 17-41 |
| Sun., Oct. 9 | at Atlanta | W | 31-28 |
| Sun., Oct. 16 | at Denver | L | 20-28 |
| Sun., Oct. 23 | BYE WEEK | | |
| Sun., Oct. 30 | Buffalo | W | 21-16 |
| Mon., Nov. 7 | Indianapolis | L | 21-40 |
| Sun., Nov. 13 | at Miami | W | 23-16 |
| Sun., Nov. 20 | New Orleans | 1:00 | Fox |
| Sun., Nov. 27 | at Kansas City | 1:00 | CBS |
| Sun., Dec. 4 | N.Y. Jets | 4:15 | CBS |
| Sun., Dec. 11 | at Buffalo | 1:00 | CBS |
| Sat., Dec. 17 | Tampa Bay | 1:30 | Fox |
| Mon., Dec. 26 | at N.Y. Jets | 9:00 | ABC |
| Sun., Jan. 1 | Miami | 1:00 | CBS |

AFC EAST STANDINGS

| Teams | W | L | T | Pct. | PF | PA |
|---------------------|---|---|---|------|-----|-----|
| NEW ENGLAND..... | 5 | 4 | 0 | .556 | 203 | 236 |
| Buffalo Bills..... | 4 | 5 | 0 | .444 | 142 | 162 |
| Miami Dolphins..... | 3 | 6 | 0 | .333 | 162 | 174 |
| New York Jets..... | 2 | 7 | 0 | .222 | 121 | 200 |

NEW ENGLAND PATRIOTS (5-4) vs. NEW ORLEANS SAINTS (2-7)

Sunday, November 20, 2005 ★ Gillette Stadium (68,756) ★ 1:00 p.m. EST

The AFC East leaders return home this week to square off against the Saints in Foxborough. New England will hope to solidify its lead atop the division and maintain momentum by putting together back-to-back victories for the first time this season. New Orleans will visit Foxborough for the first time since Nov. 25, 2001, when the Patriots defeated the Saints to begin a nine-game season-ending winning streak that culminated in the Super Bowl XXXVI championship.

BROADCAST INFORMATION

TELEVISION: This week's game will be broadcast to a regional audience by the Fox Network and can be seen in Boston on WFXT Channel 25. **Ron Pitts** will handle play-by-play duties and will be joined by analyst **Tim Ryan**.

RADIO: WBCN 104.1 FM is the flagship station for the Patriots Rock Radio Network. A complete listing of the network's 36 stations can be found in this press release. Play-by-play broadcaster **Gil Santos** is in his 29th season as the voice of the Patriots and will call the action along with Patriots Hall of Famer **Gino Cappelletti**. Santos and Cappelletti are celebrating their 22nd season as a broadcast tandem.

MARDI GRAS BEADS TO RAISE FUNDS FOR HURRICANE RELIEF

Fans attending this week's Patriots-Saints game will be given a set of Mardi Gras beads for each \$5 donation to the Fidelity Investments Children's Learning Fund, a charity that gives grants and donations to schools who are educating students displaced by Hurricane Katrina. Stands will be set up around the stadium on Sunday for fans wishing to participate. In addition to a strand of Patriots-colored silver or blue Mardi Gras beads, fans who make a \$5 donation will receive a raffle ticket good for a chance to win Patriots prizes, such as autographed Patriots gear, club seats or field privileges, at the conclusion of the first, second and third quarters. In addition to the funds donated by fans on game day, the Patriots Charitable Foundation will make a matching donation for the first \$75,000 raised in the effort. Every dollar raised will provide education assistance to the more than 10,000 students displaced by Hurricane Katrina.

MAJOR MILESTONE IN SIGHT

With his next catch, wide receiver Troy Brown will become just the second player in Patriots history to record 500 career receptions. The 13th-year veteran enters this week's game with 499 career catches, a total that ranks second on the team's all-time receiving list. Stanley Morgan is the Patriots' all-time leading receiver and the only player in team history to have caught more than 500 passes. Morgan recorded 534 career receptions from 1977-89. Brown, who joined the Patriots as an eighth-round draft choice in 1993, owns the top two single-season receiving performances in team history, catching a franchise-record 101 passes in 2001 and then grabbing 97 passes in 2002.

PATRIOTS MEDIA WEB SITE

The Patriots' media-only Web site, located at <http://media.patriots.com>, will be updated for registered users throughout the season with all the latest media information, schedules, rosters and press releases. In addition to up-to-date information, the site's archives allow access to all of the Patriots media materials dating back to the 2002 season. The site also serves as the team's primary credentialing system.

MEDIA RELATIONS CONTACTS

Stacey James..... Exec. Director of Media Relations..... staceyi@patriots.com ..508-384-9105
Casey O'Connell... Asst. Director of Media Relations caseyo@patriots.com ..508-384-9111
Michelle Murphy.. Media Relations Coordinator..... michelle@patriots.com ..508-384-9119
Jared Puffer..... Media Relations Assistant..... jaredp@patriots.com ..508-384-9195



THREE-TIME SUPER BOWL CHAMPIONS






PATRIOTS VS. SAINTS

SERIES HISTORY

The Patriots will square off with the New Orleans Saints in the regular season for the first time in four years. Before this week's game, the last time the teams tangled in the regular season was on Nov. 25, 2001, when the 5-5 Patriots beat the Saints at Foxboro Stadium to start a nine-game season-ending winning streak that culminated in a Super Bowl victory in New Orleans over the St. Louis Rams. This week marks the first time New Orleans has traveled to Gillette Stadium for a regular-season game, but it also marks the second time that the Saints are appearing in Foxborough in 2005. New Orleans and New England played at Gillette Stadium in the 2005 preseason, with the Saints claiming a 37-27 victory on Aug. 18. The last time the Patriots played a team at home in both the preseason and the regular season was in 2003, when they took both games from the New York Giants. The inter-conference foes



will meet for just the third time in the last 10 seasons, with the Patriots riding a two-game winning streak after capturing contests in 1998 and 2001. The series dates back to 1972, when the Patriots claimed a 17-10 victory at Tulane Stadium as Jim Plunkett threw a pair of touchdowns and the Patriots defense intercepted Saints signal caller Archie Manning three times.

New England 7, New Orleans 3

| Date | Result | Score | H/A | Stadium |
|----------|--------|-------|-----|---------------------|
| 12/10/72 | W | 17-10 | A | Tulane Stadium |
| 12/05/76 | W | 27-6 | H | Schaefer Stadium |
| 12/21/80 | W | 38-27 | A | Louisiana Superdome |
| 12/04/83 | W | 7-0 | H | Sullivan Stadium |
| 11/30/86 | W | 21-20 | A | Louisiana Superdome |
| 11/12/89 | L | 24-28 | H | Sullivan Stadium |
| 11/08/92 | L | 14-31 | H | Foxboro Stadium |
| 12/03/95 | L | 17-31 | H | Foxboro Stadium |
| 10/04/98 | W | 30-27 | A | Louisiana Superdome |
| 11/25/01 | W | 34-17 | H | Foxboro Stadium |

SERIES TRENDS

| | |
|---|----------------------------|
| Record in Foxborough | 3-3 |
| Record at Schaefer/Sullivan/Foxboro Stadium | 3-3 |
| Record at Gillette Stadium | First Meeting |
| Record in New Orleans | 4-0 |
| Record at Tulane Stadium | 1-0 |
| Record at Louisiana Superdome..... | 3-0 |
| Preseason Record | 4-4 |
| Total Points in the Series..... | Patriots 229, Saints 197 |
| Bill Belichick vs. New Orleans..... | 1-1 (1-0 with New England) |
| Jim Haslett vs. New England..... | 0-1 |
| Tom Brady vs. New Orleans | 1-0 |
| Aaron Brooks vs. New England | 0-1 |

PATRIOTS IN NEW ORLEANS

The Patriots have played in three Super Bowls in New Orleans at the Louisiana Superdome. New England has reached the Super Bowl three of the last four times the game has been played in New Orleans. The 1985 Patriots qualified for the first Super Bowl in team history, but lost to the Chicago Bears, 46-10, in Super Bowl XX. In the 1996 season, the Patriots reached their second Super Bowl in the Crescent City and fell to the Green Bay Packers, 35-21, in Super Bowl XXXI. New England returned to the Big Easy following the 2001 season for Super Bowl XXXVI and defeated the St. Louis Rams, 20-17, to claim the first NFL title in team history.

TALE OF THE TAPE

| 2005 Regular Season | New England | New Orleans |
|--------------------------|-------------|-------------|
| Record | 5-4 | 2-7 |
| Divisional Standings | 1st | 4th |
| Total Yards Gained | 3,193 | 2,870 |
| Total Offense (Rank) | 354.8 (7) | 318.9 (20) |
| Rush Offense | 79.1 (29) | 122.4 (12) |
| Pass Offense | 275.7 (2) | 196.4 (22) |
| Points Per Game | 22.6 (12) | 15.8 (26) |
| Total Yards Allowed | 3,404 | 2,764 |
| Total Defense | 378.2 (31) | 307.1 (12) |
| Rush Defense | 123.1 (23) | 139.3 (30) |
| Pass Defense | 255.1 (31) | 167.8 (5) |
| Points Allowed/Game | 26.2 (27) | 26.9 (29) |
| Possession Avg. | 28:11 | 30:56 |
| Sacks Allowed/Yards Lost | 14/114 | 28/187 |
| Sacks Made/Yards | 13/91 | 17/100 |
| Penalties Against/Yards | 69/569 | 82/687 |
| Punts/Avg. | 49/45.5 | 39/42.7 |
| Takeaway/Giveaway Ratio | -7 | -13 |

LET'S PLAY TWO

The Patriots are 4-1 in their last five regular-season games against teams they also played in the preseason. New England played the Saints in the 2005 preseason, with New Orleans taking a 37-27 victory at Gillette Stadium on Aug. 18. This week's game marks the seventh time the Patriots will have a regular season game against a preseason opponent since Head Coach Bill Belichick arrived in Foxborough in 2000. Following this week's game, New England will have played a preseason opponent in the regular season in five of Belichick's six seasons at the helm.

PRESEASON GAMES VS. REGULAR SEASON OPPONENTS

(Since 2001)

| Year | Team | Preseason | Regular Season |
|------|---------------|-----------|----------------|
| 2005 | New Orleans* | L, 27-37 | ??-?? |
| 2004 | Cincinnati | L, 3-31 | W, 35-28 |
| 2003 | Philadelphia^ | W, 24-12 | W, 31-10 |
| 2003 | Washington^ | W, 20-13 | L, 17-20 |
| 2003 | N.Y. Giants* | W, 26-6 | W, 17-6 |
| 2001 | Carolina^ | W, 23-8 | W, 38-6 |

*-Both games at home ^-Both games on the road

HURRICANE KATRINA RELIEF EFFORTS

The New England Patriots and their players have had a role in the Gulf Coast region's recovery in the immediate aftermath of Hurricane Katrina. Some of the Patriots' initiatives are detailed below.

New England Patriots Hurricane Katrina Relief Fund:

Through its charitable foundation, the team established a fund to give fans the opportunity to make financial contributions to relief efforts. The effort raised hundreds of thousands of dollars, 100 percent of which is being distributed to non-profit agencies directly supporting relief efforts. For each \$1,000 donation, the Kraft family and the Patriots rewarded the donor with one lower seating bowl ticket to the Patriots' regular-season opener.

Patriots Employee Matching Program: To encourage contributions by players, coaches and staff members to sanctioned non-profit organizations assisting relief efforts, the Kraft family and the Patriots pledged to make matching donations for the first \$100,000 raised.

Assisting Evacuees in New England: Patriots running back Kevin Faulk, a Louisiana native, led a group of Patriots on two trips to Otis Air National Guard Base on Cape Cod to deliver donated toys and clothing to displaced families and to meet with over 700 evacuees staying at the base. Faulk encouraged his teammates to clean out their closets and donate gently used items, which were packed up and delivered to the evacuees.



THREE-TIME SUPER BOWL CHAMPIONS





PATRIOTS VS. SAINTS

SOLID DOWN THE STRETCH

Over the last four seasons, the Patriots have stepped things up a notch as the calendar has flipped to November. Since 2001, New England has done a remarkable job of finishing the season strong, compiling a 40-6 (.870) record after Nov. 1, including playoff games. In fact, since the 2003 season, the Patriots are 23-2 (.920) in games played in November or later, and New England has won 24 of its last 26 games post-Nov. 1. Their record in such games is the best in the NFL since 2001.

PATRIOTS BEFORE AND AFTER NOV. 1, SINCE 2001

| Season | Pre-11/1 | Post-11/1 | Totals |
|---------------|---------------------|--------------------|--------------|
| 2001..... | 3-4..... | 11-1..... | 14-5* |
| 2002..... | 3-4..... | 6-3..... | 9-7 |
| 2003..... | 6-2..... | 11-0..... | 17-2* |
| 2004..... | 6-1..... | 11-1..... | 17-2* |
| 2005..... | 4-3..... | 1-1..... | 5-4 |
| Totals | 22-14 (.611) | 40-6 (.807) | 62-19 |

*-Includes Playoffs

NFL'S BEST RECORDS AFTER NOVEMBER 1, SINCE 2001

| Team | W | L | T | Pct. |
|--------------------------|-----------------|----------------|----------------|-------------|
| New England | 40 | 6 | 0 | .870 |
| Philadelphia*..... | 35..... | 13..... | 0..... | .729 |
| Pittsburgh..... | 32..... | 12..... | 1..... | .722 |
| Green Bay..... | 30..... | 14..... | 0..... | .682 |
| St. Louis..... | 27..... | 16..... | 0..... | .628 |
| Indianapolis..... | 28..... | 17..... | 0..... | .622 |
| Tennessee..... | 23..... | 17..... | 0..... | .575 |
| Seattle..... | 23..... | 18..... | 0..... | .561 |
| New York Jets..... | 24..... | 20..... | 0..... | .545 |
| Baltimore..... | 22..... | 19..... | 0..... | .537 |
| Tampa Bay..... | 22..... | 20..... | 0..... | .524 |
| Kansas City..... | 19..... | 18..... | 0..... | .514 |
| Atlanta..... | 21..... | 20..... | 1..... | .512 |
| Denver..... | 18..... | 18..... | 0..... | .500 |
| Carolina..... | 20..... | 21..... | 0..... | .488 |
| Miami..... | 19..... | 21..... | 0..... | .475 |
| Oakland..... | 20..... | 23..... | 0..... | .465 |
| San Francisco..... | 19..... | 22..... | 0..... | .463 |
| Buffalo..... | 15..... | 21..... | 0..... | .417 |

*-Not Including MNF (11/14/05)

THE LAST MEETING: PATRIOTS 34, SAINTS 17

November 25, 2001 ★ Foxboro Stadium (Att: 60,292)

| | 1 | 2 | 3 | 4 | Final |
|-----------------------------|---|----|----|----|-------|
| New Orleans Saints | 0 | 0 | 10 | 7 | — 17 |
| New England Patriots | 7 | 13 | 0 | 14 | — 34 |

New England was 5-5 following a loss to the St. Louis Rams when New Orleans came to Foxboro Stadium in Week 11 of the 2001 season. The Patriots defeated the Saints, 34-17, to kick-start a 9-game win streak that would culminate with a victory over St. Louis in Super Bowl XXXVI.

Antowain Smith tallied 152 total yards against the Saints, opening the scoring in the first quarter with a 41-yard touchdown reception from Tom Brady, the first of Smith's two and Brady's four touchdowns. The Patriots took a 13-0 lead in the second quarter on an 8-yard pass from Brady to Troy Brown (two-point attempt failed), and extended the lead to 20-0 on a 24-yard touchdown pass from Brady to Charles Johnson with 10 seconds remaining before halftime.

The Saints responded in the third quarter with a John Carney field goal and a Ricky Williams rushing touchdown to close the gap to 20-10, and scored again in the fourth quarter on a 7-yard pass from Aaron Brooks to Willie Jackson. But the Saints' final touchdown was sandwiched between two more Patriots touchdowns, as Brady hit Marc Edwards for a 2-yard touchdown to make the score 27-10 and Antowain Smith sealed the game with a 3-yard run to provide the final margin as the clock approached the 2-minute warning.

CONNECTIONS

- Both of the Saints coordinators worked as assistants on Bill Belichick's Cleveland Browns staff for two seasons. Saints defensive coordinator **Rick Venturi** was Cleveland's linebackers coach (1994-95), and Saints offensive coordinator **Mike Sheppard** was Cleveland's tight ends coach (1993-1994).
- Patriots running back **Kevin Faulk** was born in Lafayette, La. and attended LSU from 1995-98. He finished his collegiate career ranked fifth in NCAA history with 6,833 career all-purpose yards and had 53 total touchdowns.
- Patriots defensive lineman **Jarvis Green** was born in Donaldsonville, La. and attended LSU from 1998-2001. He finished his career at LSU ranked fourth on the school's career list with 20 sacks.
- Patriots cornerback **Randall Gay** was raised in Brusly, La. and attended LSU from 2000-03, winning a national title with the Tigers in 2003.
- Patriots defensive end **Marquise Hill** was born in New Orleans, La. and attended LSU from 2001-03. He was also a member of the 2003 national championship team.
- Patriots linebacker **Don Davis** played for the Saints for three seasons (1996-1998).
- Patriots strength and conditioning coach **Mike Woicik** spent three years with the Saints (1997-99).
- Saints running back **Antowain Smith** played three years for the Patriots and won two Super Bowls (2001-03).
- Patriots defensive lineman **Richard Seymour** and Saints defensive end **Charles Grant** were teammates at Georgia from 1999-2000.
- Patriots linebacker **Chad Brown** and Saints punter **Mitch Berger** were teammates at the University of Colorado in 1992.
- Patriots cornerback **Randall Gay** (2000) and Patriots defensive end **Jarvis Green** (1998-2000) were teammates of Saints cornerback **Fred Booker** at LSU.
- Patriots linebacker **Monty Beisel** was a teammate of Saints tight end Shad Meier (1997-2000), Saints defensive end **Darren Howard** (1997-99) and Saints guard **Kendyl Jacox** (1997) at Kansas State.
- Patriots defensive lineman **Richard Seymour** (2000) and Patriots tight end **Benjamin Watson** (2000-02) were teammates of Saints defensive tackle **Johnathan Sullivan** at the University of Georgia.
- Patriots quarterback **Tom Brady** and Saints running back **Anthony Thomas** were teammates at the University of Michigan from 1997-99.
- Saints wide receiver **David Givens** and Saints linebacker **Courtney Watson** were teammates at the University of Notre Dame from 2000-01.
- Patriots tight end **Christian Fauria** was a teammate of Saints linebackers coach **Winston Moss** (1995-97) and Saints defensive back **Fred Thomas** (1996-99) with the Seattle Seahawks.
- Patriots quarterback **Doug Flutie** was coached by Saints quarterbacks coach **Turk Schonert** from 1998-2000, when Schonert was the quarterbacks coach for the Buffalo Bills.
- Saints rookie linebacker **Alfred Fincher** is from Norwood, Mass. and attended UConn from 2001-04.
- Patriots tight ends coach **Pete Mangurian** and Saints defensive assistant/cornerbacks coach **Greg Brown** were both on the Atlanta Falcons coaching staff during the 2001 season.
- Patriots asst. head coach / offensive line coach **Dante Scarnecchia** and Saints defensive coordinator **Rick Venturi** were both members of the Indianapolis Colts' coaching staff from 1989-90. Venturi and Patriots strength and conditioning coach **Mike Woicik** were both on the Saints coaching staff from 1997-99.



THREE-TIME SUPER BOWL CHAMPIONS





LAST WEEK: PATRIOTS 23, DOLPHINS 16

PATRIOTS 23, DOLPHINS 16

November 13, 2005 ★ Dolphins Stadium (Att: 73,405)

| | 1 | 2 | 3 | 4 | Final |
|-----------------------------|---|---|---|----|-------|
| New England Patriots | 0 | 3 | 9 | 11 | — 23 |
| Miami Dolphins | 0 | 7 | 0 | 9 | — 16 |

The Patriots were victorious over the Dolphins in Miami for just the second time since 1997 when they produced a fourth-quarter comeback to take a 23-16 victory home from the Sunshine State. After Miami scored a touchdown to take a 16-15 lead with less than three minutes to play, Tom Brady connected on two big passes, a 59-yard bomb to Tim Dwight and a 17-yard touchdown to Benjamin Watson, with a subsequent 2-point conversion run by Heath Evans giving New England a 7-point cushion with 2:16 left. New England's defense proceeded to make a last-minute stand to preserve the victory, as it kept Miami out of the end zone after the Dolphins had gained a first-and-goal from the 5-yard line with 58 seconds left, preserving the victory and maintaining New England's lead atop the AFC East.

On offense, Brady completed 12 of 36 passes for 275 yards and two touchdowns, both to tight end Watson. Fullback Heath Evans led the Patriots' rushing attack with a career-high 17 rushes for a career-high 84 yards. Deion Branch paced the Patriots receiving corps with five catches for 82 yards, while Dwight added 70 yards on three catches.

Defensively, rookie cornerback Ellis Hobbs made a career-high eight tackles and notched his first career interception and deflected four passes while also recovering a fumble forced by Roosevelt Colvin. Both turnovers resulted in field goals by Adam Vinatieri, who was a perfect 3-for-3 on the afternoon. New England's defense held Miami's rushing attack to 77 yards on 25 carries, while Ricky Williams gained just 13 yards on 11 rushes.

BIG BENJAMIN

Benjamin Watson caught two touchdown passes against the Dolphins, becoming the first Patriot to record a multiple receiving touchdown game since David Givens caught a pair of scores at Pittsburgh on Oct. 31, 2004. Watson now has three receiving touchdowns this season, tying him with Graham and Deion Branch for the team lead. Watson scored his first touchdown of the day and his second touchdown of the season on a 16-yard scoring reception from Tom Brady on the final play of the third quarter, giving the Patriots a 12-7 lead. With 2:16 left in the game, Watson hauled in his second score of the day, a game-winning 17-yard grab that turned a 16-15 deficit into a 23-16 lead.

ELLIS HOBBS

Ellis Hobbs had the best game of his young career, coming up with big plays in his first career start. He snared his first career interception when he picked off a Gus Frerotte pass at the Dolphins' 31-yard line in the fourth quarter. Willie McGinest raced in to pressure Frerotte on the play and tipped the ball as it was thrown. Hobbs grabbed the ball and set up an Adam Vinatieri field goal that made the score 15-7. With 55 seconds left in the game, Hobbs came up with a play that was arguably just as important, as he jumped to bat a pass away from Miami's Marty Booker in the end zone as the Dolphins were making a bid for a game-tying score. Hobbs also recovered two fumbles on the afternoon, one which was forced by Roosevelt Colvin and one that came following his interception.

THE DWIGHT STUFF

Tim Dwight hauled in a 59-yard pass from Tom Brady with 2:19 left in the game and the Patriots trailing 16-15. Dwight's catch was the first strike in a lightning quick 2-play game-winning drive, setting up a game-winning touchdown to Benjamin Watson on the next play. The catch was Dwight's longest since hauling in a career-long 78-yard bomb from Doug Flutie on Sept. 23, 2001 when both players were playing for the San Diego Chargers.

EVANS SETS CAREER MARKS

Patriots fullback Heath Evans recorded 17 rushes for a career-high 84 yards. His 84 yards not only set a single-game career high, but also exceeded his single-season career high of 53 yards, set in 2002 with the Seattle Seahawks. Evans recorded a 21-yard run on the second play of the game. It was the longest run of Evans' 5-year career, besting a pair of eight-yard runs in 2002 and 2003. Evans' 21-yarder was his first rush as a Patriot and exceeded his 2004 season total of 20 yards. Evans, who was signed by the Patriots as a free agent on Nov. 1, entered the game with 34 career rushes for 108 yards. Evans's 84 rushing yards are the second most by a Patriot in 2005, trailing only Corey Dillon's 106-yard game on Oct. 9.

FINAL STAND

The Patriots defense stood strong at the end of the game, as the Dolphins failed to score after gaining a first-and-goal from the Patriots' 5-yard line with 58 seconds left in the game trailing by eight points. On first-and-goal, Ellis Hobbs acrobatically batted away a Gus Frerotte pass intended for Marty Booker in the end zone. On second down, Hobbs's tight coverage helped to force an incompleteness to Chris Chambers. On third-and-goal, Hank Poteat broke through to stuff Ronnie Brown for a 5-yard loss on a rushing attempt. Then, on fourth-and-goal, Asante Samuel's coverage helped to force another incompleteness to Chambers, sealing the 23-16 victory.

COMEBACK KID

Tom Brady engineered his 21st career game-winning performance to lead his team to a victory from a fourth-quarter deficit or tie. Brady presided over a 2-play quick-strike drive that covered 76 yards in just 43 seconds to turn a 16-15 deficit into a 23-16 lead on a 17-yard touchdown to Benjamin Watson with 2:16 left in the game. The other play on the drive was a 59-yard bomb to Tim Dwight. Brady has now recorded four fourth-quarter comebacks in 2005: at Miami on Nov. 13, vs. Buffalo on Oct. 30, at Atlanta on Oct. 9 and at Pittsburgh on Sept. 25. During his 2005 comebacks, Brady has been perfect, completing all 20 of his passes for 329 yards.

BIG PLAY BY COLVIN

Roosevelt Colvin forced Dolphins tight end Randy McMichael to fumble at the Patriots' 8-yard line, reaching in to punch the ball away and kick-starting a Patriots scoring drive. Rookie cornerback Ellis Hobbs recovered the loose ball, giving New England possession, thwarting a Miami scoring chance and starting a drive that ended in Adam Vinatieri's 35-yard field goal. The forced fumble leading to a Patriots recovery was Colvin's second in three weeks, having strip-sacked Buffalo's Kelly Holcomb in New England's 21-16 win over the Bills on Oct. 30.

QUICK HITS

- Patriots wide receiver Troy Brown made his first appearance of the season on defense when he lined up as a defensive back on the first third down of Miami's first possession.
- Tedy Bruschi saved a touchdown in the second quarter when he leaped in and batted down a Gus Frerotte pass at the goal line intended for Wes Welker on third-and-11. On the next play, Miami was forced to attempt a 31-yard field goal, which Olindo Mare missed wide right.

FIRST STARTS

Two Patriots defensive players – rookie Ellis Hobbs and veteran Michael Stone – made their first career starts. Hobbs, who was drafted by the Patriots in the third round (84th overall) of the 2005 NFL Draft, began the game at right cornerback. Stone began the game at strong safety. Stone is in his fifth NFL season and played in his 43rd career game. He was signed by the Patriots as a free agent on Sept. 28, 2005.



THREE-TIME SUPER BOWL CHAMPIONS



Gillette STADIUM™

HOME OF THE THREE-TIME SUPER BOWL CHAMPIONS

Overall record at Gillette Stadium: 26-5



The Patriots and their fans at Gillette Stadium have established one of the biggest home-field advantages in the country. Since its Grand Opening on Sept. 9, 2002, the Patriots have compiled a 26-5 record at their privately financed, state-of-the-art stadium. Patriots fans have embraced the team's new home with unprecedented fervor, using the most fan-friendly venue in the region to express their passion for the Patriots and spur the team on to unparalleled success. In the three-plus seasons that New England has called Gillette Stadium home, the Patriots have won two AFC East titles, hosted the second AFC Championship Game in franchise history and are 3-0 in home playoff games.

HOME SWEET HOME

The Patriots have recorded a 26-5 (.839) all-time record at Gillette Stadium, including regular-season and postseason games. New England has won 22 of its last 24 regular-season and postseason contests at home.

HOMELAND DEFENSE

New England's .839 home winning percentage is the highest of any NFL team since Gillette Stadium opened in time for the 2002 season. The Patriots achieved perfect 8-0 regular-season home records in 2003 and 2004 and have also notched a 3-0 home playoff record at Gillette Stadium. New England won a franchise-record 21 consecutive home games between 2002 and 2005. Below is a list of the NFL's top home records (including regular-season and playoff games) since the Patriots moved into Gillette Stadium in time for the 2002 season.

TOP NFL HOME RECORDS SINCE 2002

| Team | W | L | T | Pct. | PF | PA |
|-----------|-----------|----------|----------|-------------|------------|------------|
| NE | 26 | 5 | 0 | .839 | 714 | 513 |
| STL | 23 | 6 | 0 | .793 | 795 | 576 |
| PHI* | 26 | 7 | 0 | .788 | 789 | 524 |
| IND | 23 | 7 | 0 | .767 | 875 | 586 |
| DEN | 22 | 7 | 0 | .759 | 767 | 555 |
| KC | 21 | 8 | 0 | .724 | 940 | 605 |

NOTE: Records include regular-season and playoff games

*-Not Including MNF (11/14/05)

HOME WINNING STREAK: 21 GAMES

The Patriots set a team record with 21 consecutive home victories from Dec. 29, 2002 to Sept. 8, 2005. The streak extended into parts of four seasons and lasted more than two-and-a-half years.

NOT-SO-FRIENDLY CONFINES:

FOXBOROUGH IS TOUGH ON OPPOSING KICKERS

Since Gillette Stadium opened in 2002, it has been one of the toughest places in the NFL for opposing kickers to be successful. Despite the inhospitable conditions for kickers, Patriots kicker Adam Vinatieri has thrived, hitting nearly 20 percent more of his boots than Patriots opponents, including 25 percent more of his kicks from 30-plus yards. Vinatieri led the NFL in scoring last season and needs only 25 more points to become the Patriots' all-time leading scorer. Vinatieri has achieved success despite the fact that when attempting kicks of 30 or more yards, Gillette Stadium has been the toughest place to kick in the entire NFL since it opened in 2002. On all kicks, the Patriots' home is the second toughest place for opponents to kick, trailing only Soldier Field in the Windy City of Chicago.

FIELD GOAL PERCENTAGE AT GILLETTE STADIUM

| | Overall | | | From 30+ Yards | | |
|--------------------|---------|-----|------|----------------|-----|------|
| | FGM | FGA | PCT | FGM | FGA | PCT |
| Adam Vinatieri | 55 | 66 | 83.3 | 31 | 41 | 75.6 |
| Patriots Opponents | 36 | 54 | 66.7 | 21 | 39 | 53.8 |

LOWEST OPPONENTS FIELD GOAL PCT. FROM 30+ YARDS SINCE 2002

| Team | Stadium | GP | FGM | FGA | PCT |
|-----------------------------|-------------------------|-----------|-----------|-----------|-------------|
| New England Patriots | Gillette Stadium | 31 | 21 | 39 | 53.8 |
| Chicago Bears | Soldier Field | 21 | 20 | 36 | 55.6 |
| Green Bay Packers | Lambeau Field | 31 | 25 | 42 | 59.5 |
| Tampa Bay Buccaneers | Raymond James Stadium | 30 | 26 | 41 | 63.4 |

LOWEST OVERALL OPPONENTS FIELD GOAL PCT. SINCE 2002

| Team | Stadium | GP | FGM | FGA | PCT |
|-----------------------------|-------------------------|-----------|-----------|-----------|-------------|
| Chicago Bears | Soldier Field | 21 | 28 | 45 | 62.2 |
| New England Patriots | Gillette Stadium | 31 | 36 | 54 | 66.7 |
| Green Bay Packers | Lambeau Field | 31 | 40 | 59 | 67.8 |
| Jacksonville Jaguars | Alltel Stadium | 28 | 34 | 48 | 70.8 |

NOTE: All statistics include regular-season and playoff games.

Soldier Field was not used in 2002 due to renovations.



THREE-TIME SUPER BOWL CHAMPIONS





ROBERT KRAFT: BUILDING SUCCESS

Since Robert Kraft purchased the team in 1994, the Patriots have experienced one of the most dramatic turnarounds in the history of sports. In just 11 seasons of ownership, he has transformed one of the league's least successful clubs into what many observers view as a model NFL franchise. In the five seasons immediately preceding his purchase (1989-93), the Patriots were a moribund team, winning just 19 of 80 games (.311 pct.) and recording the worst record in the NFL over that span. When he bought the franchise on Jan. 21, 1994, Kraft announced his intention to bring a championship to New England, a tall order considering the team's previous success rate. But under Kraft's leadership, the Patriots have won five division titles, four conference crowns and three Super Bowl championships. **Since Kraft took ownership, the Patriots are 12-4 in the playoffs and have won more Super Bowl championships than any other team in the NFL.**



| | Pre-Kraft 1960-93 | 1989-93 | Kraft Era 1994-05 |
|---------------------|----------------------|---------|----------------------|
| Overall Record | 225-276-9 | 19-61 | 124-77 |
| Winning Pct. | .450 | .311 | .617 |
| Super Bowl Titles | 0 | 0 | 3 |
| Conference Titles | 1 | 0 | 4 |
| Division Titles | 3 | 0 | 5 |
| Playoff Seasons | 5 | 0 | 7 |
| Playoff Record | 4-6 | -- | 12-4 |
| Home Playoff Games | 1 | 0 | 7 |
| Home Playoff Record | 0-1 | -- | 7-0 |

A CHAMPIONSHIP TRADITION

The Patriots are the only team from North America's four major professional sports leagues to have won three titles since 2001. Additionally, the Patriots trail only the New York Yankees in having won three titles in the period since Robert Kraft purchased the team, and their four championship game appearances over that span also rank behind just the Yankees.

MULTIPLE LEAGUE CHAMPIONSHIPS SINCE 2001

| Team | League | Titles |
|----------------------|--------|--------|
| New England Patriots | NFL | 3 |
| Los Angeles Lakers | NBA | 2 |

LEAGUE CHAMPIONSHIPS SINCE 1994

| Team | League | Titles |
|----------------------|--------|--------|
| New York Yankees | MLB | 4 |
| New England Patriots | NFL | 3 |
| Los Angeles Lakers | NBA | 3 |
| Chicago Bulls | NBA | 3 |
| Detroit Red Wings | NHL | 3 |

CHAMPIONSHIP GAME/SERIES APPEARANCES SINCE 1994

| Team | League | Appearances |
|----------------------|--------|-------------|
| New York Yankees | MLB | 6 |
| New England Patriots | NFL | 4 |
| Los Angeles Lakers | NBA | 4 |
| Detroit Red Wings | NHL | 4 |

SELLOUT STREAK

In the early 1990s, the Patriots franchise appeared destined for relocation until Robert Kraft's purchase of the team rejuvenated local interest. In 1991, the team's season ticket base consisted of just 17,635 fans, barely enough to support the club. Eleven years later, the season-ticket base stands at a capped total of 61,759 and more than 50,000 fans are on a waiting list. The Patriots have sold out 121 consecutive home games (dating back to the 1994 regular-season opener) including regular-season, preseason and playoff games. Patriots fans in New England have never been faced with a TV blackout under Kraft's ownership.

SUCCESS STORY

Since Robert Kraft purchased the team in 1994, the Patriots have been one of the NFL's elite teams. Over the first 11-plus years of Kraft's ownership, the Patriots have recorded the third highest win total among all NFL teams – a remarkable record considering the fact that the Patriots were a combined 19-61 (.311) in the four years immediately preceding the purchase. Since 2001, the Patriots have been the top team in the NFL, compiling a 62-20 record.

SINCE ROBERT KRAFT PURCHASED THE TEAM IN 1994...

TOTAL VICTORIES (Incl. Postseason)

| | |
|-----------------------------|------------|
| Green Bay Packers | 130 |
| Pittsburgh Steelers | 125 |
| New England Patriots | 124 |
| Denver Broncos | 122 |

OVERALL WINNING PERCENTAGE (Incl. Postseason)

| Team | W | L | T | Pct. |
|-----------------------------|------------|-----------|----------|-------------|
| Green Bay Packers | 130 | 73 | 0 | .640 |
| Pittsburgh Steelers | 125 | 74 | 1 | .628 |
| Denver Broncos | 122 | 74 | 0 | .622 |
| New England Patriots | 124 | 77 | 0 | .617 |
| Philadelphia Eagles* | 112 | 86 | 1 | .565 |
| Kansas City Chiefs | 106 | 83 | 0 | .561 |
| San Francisco 49ers | 111 | 87 | 0 | .561 |
| Minnesota Vikings | 109 | 88 | 0 | .553 |
| Indianapolis Colts | 109 | 88 | 0 | .553 |

*-Not Including MNF (11/14/05)

SUPER BOWL CHAMPIONSHIPS

| | |
|-----------------------------|----------|
| New England Patriots | 3 |
| Denver Broncos | 2 |
| 6 Teams | 1 |

CONFERENCE CHAMPIONSHIPS

| | |
|-----------------------------|----------|
| New England Patriots | 4 |
| Denver Broncos | 2 |
| Green Bay Packers | 2 |
| St. Louis Rams | 2 |
| 12 Teams | 1 |

PLAYOFF VICTORIES

| | |
|-----------------------------|-----------|
| New England Patriots | 12 |
| Green Bay Packers | 10 |
| Pittsburgh Steelers | 8 |
| Philadelphia Eagles | 8 |
| Denver Broncos | 7 |
| San Francisco 49ers | 7 |

PLAYOFF GAMES PLAYED

| | |
|-----------------------------|-----------|
| Green Bay Packers | 18 |
| New England Patriots | 16 |
| Pittsburgh Steelers | 15 |
| Philadelphia Eagles | 15 |
| San Francisco 49ers | 13 |

PLAYOFF SEASONS

| | |
|-----------------------------|----------|
| Green Bay Packers | 9 |
| New England Patriots | 7 |
| Indianapolis Colts | 7 |
| Miami Dolphins | 7 |
| Minnesota Vikings | 7 |
| Philadelphia Eagles | 7 |
| Pittsburgh Steelers | 7 |
| San Francisco 49ers | 7 |

PLAYOFF WINNING PERCENTAGE

| Team | W | L | Pct. |
|-----------------------------|-----------|----------|-------------|
| New England Patriots | 12 | 4 | .750 |
| Baltimore Ravens | 5 | 2 | .714 |
| Carolina Panthers | 4 | 2 | .667 |
| Denver Broncos | 7 | 4 | .636 |
| St. Louis/L.A. Rams | 6 | 4 | .600 |

SINCE ROBERT KRAFT PURCHASED THE TEAM IN 1994...

SINCE ROBERT KRAFT PURCHASED THE TEAM IN 1994...



THREE-TIME SUPER BOWL CHAMPIONS





BILL BELICHICK: THE HEAD COACH

THE HEAD COACH

BILL BELICHICK

Overall Record: 104-76 (.578)

Regular Season: 94-75 (.556)

Postseason: 10-1 (.909)

With Patriots overall: 67-31 (.684)

Overall since 2001: 62-20 (.756)

Super Bowl Titles: 5 (86, 90, 01, 03, 04)

Conf. Titles: 6 (86, 90, 96, 01, 03, 04)

Division Titles: 10 (75, 78, 86, 89, 90, 96, 98, 01, 03, 04)



Bill Belichick is now in his 31st season as an NFL coach and is the only head coach in NFL history to win three Super Bowl titles in a four-year span. Belichick owns the best postseason record in NFL history and is the winningest NFL head coach since 2001. In 2004, he directed the Patriots to their second consecutive Super Bowl title on the heels of a 14-win campaign. In addition, his 2004 squad equaled the best record in NFL history for a defending Super Bowl champion, and from 2003-04 his teams set the all-time pro football record with 21 consecutive victories. Belichick has spent more seasons in the league than any other current NFL head coach, and in that time has been a part of five Super Bowl championship teams. His overall record of 67-31 with the Patriots (including a 9-0 playoff mark in New England) gives him the most victories and the best winning percentage of any head coach in franchise history.

BELICHICK'S PATRIOTS RENAISSANCE

Any successful project requires a sound plan, and once head coach Bill Belichick implemented his design on the Patriots, his approach has given him the best record of any NFL head coach since 2001. After the team endured a 5-11 rebuilding year in his first season, the Patriots have compiled the best record in the NFL since 2001. The remarkable run includes postseason play, where Belichick and the Patriots own a perfect 9-0 record.

NFL COACHES' RECORDS SINCE 2001

| Coach | Team | W | L | T | Pct. |
|-----------------------|-----------|-----------|-----------|----------|-------------|
| Bill Belichick | NE | 62 | 20 | 0 | .756 |
| Andy Reid* | PHI | 58 | 24 | 0 | .707 |
| Bill Cowher | PIT | 54 | 24 | 1 | .690 |
| Tony Dungy | TB/IND | 55 | 25 | 0 | .688 |
| Jim L. Mora | ATL | 18 | 9 | 0 | .667 |
| Mike Martz | STL | 46 | 29 | 0 | .613 |
| Mike Sherman | GB | 48 | 31 | 0 | .608 |
| Mike Shanahan | DEN | 44 | 31 | 0 | .587 |
| John Fox | CAR | 35 | 26 | 0 | .574 |
| Jon Gruden | OAK/TB | 44 | 34 | 0 | .564 |
| Marvin Lewis | CIN | 23 | 18 | 0 | .561 |
| Mike Holmgren | SEA | 42 | 33 | 0 | .560 |
| Dave Wannstedt | MIA | 31 | 27 | 0 | .534 |
| Dick Vermeil | KC | 39 | 35 | 0 | .527 |
| Mike Mularkey | BUF | 13 | 12 | 0 | .520 |

NOTE: Records include postseason games. Minimum 16 games *-Not Including MNF (11/14/05)

POSTSEASON PROWESS

Bill Belichick is the winningest head coach in NFL postseason history. With the Patriots' victory in Super Bowl XXXIX, Belichick eclipsed Vince Lombardi, the man whose name is emblazoned on the Super Bowl trophy. Coach Belichick has won nine playoff games in a row, tying the NFL-record streak set by Lombardi's Packers, who won nine straight playoff games from 1961-67. Belichick is a perfect 9-0 in the postseason as head coach of the Patriots.

BEST POSTSEASON RECORDS IN NFL HISTORY

| Head Coach | Team(s) | W | L | Pct. |
|-----------------------|---------------|-----------|----------|-------------|
| Bill Belichick | CLE/NE | 10 | 1 | .909 |
| Vince Lombardi | GB/WAS | 9 | 1 | .900 |
| Joe Gibbs | WAS | 16 | 5 | .762 |

BELICHICK AT A GLANCE...

- Is the only head coach in NFL history to win three Super Bowls in a four-year span.
- Is the winningest head coach in NFL playoff history (10-1).
- Directed New England's pro football record 21-game winning streak (2003-04).
- Compiled an NFL record-tying nine-game playoff winning streak (2001-present).
- Owns the best record of any NFL coach since 2001 (60-19).
- Led the Patriots to the highest two-year victory total in NFL history (34 wins from 2003-04).
- Logged more seasons in the NFL than any other current NFL head coach (31).
- Owns more wins and a higher winning percentage than any head coach in Patriots history (67-31, .684).
- Achieved the best regular-season record by a defending Super Bowl champion (14-2, 2004).

ELITE COMPANY

Bill Belichick is one of nine NFL head coaches to win three or more championships since the league began postseason play in 1933. With the Patriots' victory in Super Bowl XXXIX, Belichick joined an exclusive club in which each of the eight other members has been enshrined in the Pro Football Hall of Fame.

HEAD COACHES WITH THREE OR MORE NFL TITLES

(Listed alphabetically)

Head Coach Championship Team(s)

| | |
|----------------------|--------------------------------|
| Bill Belichick | New England Patriots |
| Paul Brown | Cleveland Browns |
| Weeb Ewbank | Baltimore Colts, New York Jets |
| Joe Gibbs | Washington Redskins |
| George Halas | Chicago Bears |
| Earl (Curly) Lambeau | Green Bay Packers |
| Vince Lombardi | Green Bay Packers |
| Chuck Noll | Pittsburgh Steelers |
| Bill Walsh | San Francisco 49ers |

NOTE: NFL Playoffs first held in 1933.

SUPER SUCCESS

Bill Belichick is one of just four head coaches to win three championships since the Super Bowl Era began following the 1966 season. Coach Belichick joins three members of the Pro Football Hall of Fame in the exclusive club. Belichick is the only coach to win three Super Bowls in the post-1993 salary cap era.

MOST SUPER BOWL VICTORIES

| Head Coach | Team | Titles | Seasons |
|-----------------------|-----------|----------|-------------------------|
| Chuck Noll | PIT | 4 | 1974, 1975, 1978, 1979 |
| Bill Belichick | NE | 3 | 2001, 2003, 2004 |
| Joe Gibbs | WAS | 3 | 1982, 1987, 1991 |
| Bill Walsh | SF | 3 | 1981, 1984, 1988 |

NOTE: Sorted by most recent championship. Super Bowls have determined NFL champion since 1966.

TOPS IN TEAM HISTORY

Bill Belichick is the most successful head coach in Patriots history. He has recorded more wins (67) and a higher winning percentage (.684) than any of the franchise's 13 previous head coaches.

WINNINGEST HEAD COACHES IN PATRIOTS HISTORY

| Coach | Years | Career Winning Pct. | Overall W-L-T | Playoff W-L |
|-----------------------|----------------|---------------------|----------------|-------------|
| Bill Belichick | 2000-05 | .684 | 67-31-0 | 9-0 |
| Raymond Berry | 1984-89 | .554 | 51-41-0 | 3-2 |
| Pete Carroll | 1997-99 | .549 | 28-23-0 | 1-2 |
| Chuck Fairbanks | 1973-78 | .529 | 46-41-0 | 0-2 |



THREE-TIME SUPER BOWL CHAMPIONS





PATRIOTS NEWS & NOTES

SNAPSHOTS OF SUCCESS

The Patriots are in the midst of one of the most prosperous periods for any team in NFL history. The recent run of success began with a 29-26 overtime victory against the San Diego Chargers on Oct. 14, 2001, sparking a streak of 61 wins in the Patriots' last 78 games, including the playoffs. The Patriots entered that contest with a 1-3 record, and Tom Brady was making just the third start of his career against a 3-1 San Diego team. New England rallied back from a 26-16 deficit with less than four minutes left in the game, beginning a stretch of 13 wins in the final 15 games of the 2001 season as the Patriots won their first title in Super Bowl XXXVI.

PATRIOTS SUCCESS STREAKS (Including Postseason)

- 16 wins in last 21 games, dating to Nov. 7, 2004 (16-5, .762)
- 37 wins in last 43 games, dating to Oct. 5, 2003 (37-6, .860)
- 40 wins in last 48 games, dating to Dec. 29, 2002 (40-8, .833)
- 45 wins in last 56 games, dating to Nov. 3, 2002 (45-11, .804)
- 57 wins in last 72 games, dating to Nov. 25, 2001 (57-15, .792)
- 61 wins in last 78 games, dating to Oct. 14, 2001 (61-17, .782)

RIISING TO THE OCCASION

Since the beginning of the 2003 season, the Patriots are 22-5 against teams with records above .500. In the 2004 regular season and playoffs, the Patriots were 10-1 against teams that finished with winning records, including a 7-1 mark against playoff teams. In 2003, the Patriots were 10-0 against teams that finished the season with a mark of better than .500, including an 8-0 mark against playoff teams.

PATRIOTS VS. TEAMS WITH RECORDS ABOVE .500

Since start of the 2003 season

| Date | Opponent | W/L | Score | Overall Record | Record v. Rest of NFL |
|----------|-----------------|-----|----------|----------------|-----------------------|
| 11/07/05 | Indianapolis | L | 21-40 | 9-0 | 8-0 |
| 10/16/05 | at Denver | L | 20-28 | 7-2 | 6-2 |
| 10/09/05 | at Atlanta | W | 31-28 | 6-3 | 6-2 |
| 10/02/05 | San Diego | L | 17-41 | 5-4 | 4-4 |
| 09/25/05 | at Pittsburgh | W | 23-20 | 7-2 | 7-1 |
| 09/17/05 | at Carolina | L | 17-27 | 7-2 | 6-2 |
| 02/06/05 | Philadelphia* | W | 24-21 | 15-4 | 15-3 |
| 01/23/05 | at Pittsburgh* | W | 41-27 | 16-2 | 15-1 |
| 01/16/05 | Indianapolis* | W | 20-3 | 13-5 | 13-3 |
| 12/26/04 | at N.Y. Jets | W | 23-7 | 11-7 | 11-5 |
| 11/28/04 | Baltimore | W | 24-3 | 9-7 | 9-6 |
| 11/14/04 | Buffalo | W | 29-6 | 9-7 | 9-5 |
| 10/31/04 | at Pittsburgh | L | 20-34 | 16-2 | -- |
| 10/24/04 | N.Y. Jets | W | 13-7 | 11-7 | -- |
| 10/17/04 | Seattle | W | 30-20 | 9-8 | 9-7 |
| 10/03/04 | at Buffalo | W | 31-17 | 9-7 | -- |
| 09/09/04 | Indianapolis | W | 27-24 | 13-5 | -- |
| 02/01/04 | Carolina* | W | 32-39 | 14-6 | 14-5 |
| 01/18/04 | Indianapolis* | W | 24-14 | 14-5 | 14-3 |
| 01/10/04 | Tennessee* | W | 17-14 | 13-5 | 13-3 |
| 12/07/03 | Miami | W | 12-0 | 10-6 | 10-4 |
| 11/30/03 | at Indianapolis | W | 38-34 | 14-5 | -- |
| 11/16/03 | Dallas | W | 12-0 | 10-6 | 10-5 |
| 11/03/03 | at Denver | W | 30-26 | 10-6 | 10-5 |
| 10/19/03 | at Miami | W | 19-13 ot | 10-6 | -- |
| 10/05/03 | Tennessee | W | 38-30 | 13-5 | -- |
| 09/14/03 | at Philadelphia | W | 31-10 | 13-5 | 13-4 |

*-Playoffs

Patriots vs. teams with winning records 22-5 (.815)
Rest of NFL vs. those teams..... 70-203 (.256)

BEAST OF THE EAST

New England has the best record among AFC East teams in division games since the beginning of the 2001 season (22-6).

AFC EAST DIVISIONAL RECORDS SINCE 2001

| Team | Since 2001 | Team | Since 2001 |
|--------------------|------------|--------------|------------|
| New England | 22-6 | Miami | 12-17 |
| New York Jets..... | 14-14 | Buffalo..... | 10-19 |

DOMINATING DUO

Tom Brady and Bill Belichick make up the NFL's third winningest head coach-quarterback combination since the AFL-NFL merger 35 years ago. Brady has started 71 consecutive regular-season games for the Patriots and the team has compiled a 53-18 record in those games, dating back to Week 3 of the 2001 season. Additionally, the Patriots are 9-0 in the playoffs over that span, making the duo's overall record together 62-18.

TOP COACH-QB COMBINATIONS SINCE 1970 MERGER

(Regular Season only, Minimum 50 games)

| Quarterback | Head Coach | Team | W | L | T | Pct. |
|------------------|-----------------------|-----------|-----------|-----------|----------|-------------|
| Ken Stabler | John Madden | OAK | 60 | 19 | 1 | .756 |
| Jim McMahon | Mike Ditka | CHI | 46 | 15 | 0 | .754 |
| Tom Brady | Bill Belichick | NE | 52 | 18 | 0 | .746 |
| Steve Young | George Seifert | SF | 62 | 23 | 0 | .729 |
| John Elway | Mike Shanahan | DEN | 43 | 16 | 0 | .729 |

BOUNCING BACK

The Patriots have not lost back-to-back games since December, 2002. Their streak of 42 consecutive games without back-to-back losses is the longest current streak in the NFL and the longest such mark in franchise history. The post-merger NFL record for consecutive games without two straight losses is 60, set by the San Francisco 49ers from 1995-99. The last time the Patriots had a losing streak was when they dropped a game at Tennessee (24-7, 12/16/02), and followed that with a home loss to the N.Y. Jets (30-17, 12/22/02). Below is a list of the longest current streaks without back-to-back defeats.

LONGEST ACTIVE STREAKS W/O BACK-TO-BACK LOSSES

| Team | Games | Last Consec. Losses |
|----------------------------|----------|---------------------|
| New England Patriots | 42 | Dec., 2002 |
| Pittsburgh Steelers | 32 | Oct./Nov., 2003 |
| Indianapolis Colts..... | 18 | Oct. 2004 |

O.T. IS THE PLACE TO BE

The Patriots have won eight straight overtime games and own the longest overtime winning streak in NFL history, including playoff games. The streak includes New England's 16-13 "Snow Bowl" win over Oakland in the 2001 Divisional Playoffs (01/19/02).

MOST CONSECUTIVE OVERTIME VICTORIES

| Wins | Team | Dates |
|---------|-------------------|--------------|
| 8* | New England | 2000-present |
| 7 | Denver..... | 1978-1985 |
| 6 | Washington..... | 1976-1987 |
| 6 | Pittsburgh | 1994-1997 |
| 5 | Many Times | |

*-Includes one playoff game

WORKING OVERTIME

The Patriots have won their last eight overtime games (including the playoffs). New England's eight-game overtime winning streak is the longest in NFL history. New England has not lost in overtime since Buffalo won 16-13 at Foxboro Stadium on Nov. 5, 2000. Since that time, the Patriots have won eight straight, including five games in which they scored on their first possession of overtime.

NEW ENGLAND'S OVERTIME STREAK

| DATE | OPP | PLAY | DRIVE INFO | FINAL SCORE |
|----------|-----------|----------|-----------------------|-------------|
| 11/23/03 | at HST | 28-yd FG | 9 plays, 76 yds; 3:39 | 23-20 |
| 10/19/03 | at MIA | 82-yd TD | 1-82; 0:12 | 19-13 |
| 12/29/02 | vs. MIA+ | 35-yd FG | 7-43; 2:03 | 27-24 |
| 09/22/02 | vs. KC+ | 35-yd FG | 9-53; 4:40 | 41-38 |
| 01/19/02 | vs. OAK+* | 23-yd FG | 15-61; 8:29 | 16-13 |
| 12/16/01 | at BUF+ | 23-yd FG | 8-75; 3:18 | 12-9 |
| 10/14/01 | vs. SD+ | 44-yd FG | 6-51; 2:59 | 29-26 |
| 12/17/00 | at BUF | 24-yd FG | 14-83; 5:56 | 13-10 |
| 11/05/00 | vs. BUF | 32-yd FG | 6-52-2:50 | L, 13-16 |

*playoffs

+NE scored on its first possession in overtime



THREE-TIME SUPER BOWL CHAMPIONS





QB TOM BRADY NEWS & NOTES

RECORDING SUCCESS

TOM BRADY has quarterbacked the Patriots to victories in 53 of his 71 regular-season starts during his career, compiling a .746 winning percentage and giving him the best record of any active quarterback in the NFL who has at least two full seasons of starts under his belt. Including his 9-0 record in the playoffs, he is 62-18 (.775) as a starter.



ACTIVE QUARTERBACKS WINNING PERCENTAGE

Minimum 32 Starts, Regular Season Only

| Quarterback, Team(s) | W | L | T | Pct. |
|-------------------------------|-----------|-----------|----------|-------------|
| Tom Brady, NE | 53 | 18 | 0 | .746 |
| Donovan McNabb, PHI*..... | 60 | 27 | 0 | .690 |
| Michael Vick, ATL..... | 29 | 14 | 1 | .670 |
| Marc Bulger, STL..... | 28 | 15 | 0 | .651 |
| Brett Favre, GB..... | 137 | 77 | 0 | .640 |
| Kurt Warner, STL/NYG/ARZ..... | 40 | 24 | 0 | .625 |
| Peyton Manning, IND..... | 75 | 46 | 0 | .620 |

*-Not Including MNF (11/14/05)

TOM BRADY'S RECORD AS A STARTER

| | Reg. Season | Playoffs | Total |
|-----------------------------|--------------|------------|--------------|
| Overall: | 53-18 | 9-0 | 62-18 |
| Home: | 29-6 | 4-0 | 33-6 |
| Road: | 24-12 | 5-0* | 29-12* |
| By Yardage Total | | | |
| Less than 200: | 13-9 | 3-0 | 16-9 |
| 200-299: | 30-8 | 4-0 | 34-8 |
| 300 or more: | 10-1 | 2-0 | 12-1 |
| Other Records | | | |
| Temp. Below 35: | 7-0 | 5-0 | 12-0 |
| Snow: | 2-0 | 3-0 | 5-0 |
| Post-Nov. 1: | 31-6 | 9-0 | 40-6 |
| Leading at Halftime: | 37-2 | 7-0 | 44-2 |
| Leading after 3 Qtrs: | 43-1 | 6-0 | 49-1 |
| Overtime: | 6-0 | 1-0 | 7-0 |
| Final margin <7 pts: | 17-2 | 5-0 | 22-2 |
| Final margin <4 pts: | 9-2 | 5-0 | 14-2 |
| Passer rating >100.0: | 26-1 | 3-0 | 29-1 |

*-Includes three Super Bowls at neutral sites

COMEBACK KID

Tom Brady has engineered 21 career game-winning performances to lead his team to a victory from a fourth-quarter deficit or tie. He has accomplished the feat four times in 2005: at Miami on Nov. 13, vs. Buffalo on Oct. 30, at Atlanta on Oct. 9 and at Pittsburgh on Sept. 25. The performances are the latest addition to a long list of late-game heroics for Brady, who has led three Super Bowl-winning drives.

TOM BRADY'S GAME-WINNING PERFORMANCES

| Date | Opp. | Score | Time Remaining | Reg. | Att | Cmp | Yds | TD | Int | Final |
|----------|--------|-------|----------------|------|-----|-----|-----|----|-----|----------|
| 11/13/05 | at MIA | 15-16 | 2:53 | 2 | 2 | 2 | 76 | 1 | 0 | 23-16 |
| 10/30/05 | BUF | 7-16 | 10:07 | 4 | 4 | 69 | 0 | 0 | 0 | 21-16 |
| 10/09/05 | at ATL | 28-28 | 3:52 | 2 | 2 | 17 | 0 | 0 | 0 | 31-28 |
| 09/25/05 | at PIT | 10-13 | 14:19 | 12 | 12 | 167 | 0 | 0 | 0 | 23-20 |
| 02/06/05 | PHI** | 14-14 | 15:00 | 4 | 2 | 33 | 0 | 0 | 0 | 24-21 |
| 10/03/04 | at BUF | 17-17 | 15:00 | 4 | 2 | 8 | 1 | 0 | 0 | 31-17 |
| 02/01/04 | CAR** | 29-29 | 1:08 | 5 | 4 | 47 | 0 | 0 | 0 | 32-29 |
| 01/10/04 | TEN* | 14-14 | 15:00 | 11 | 6 | 27 | 0 | 0 | 0 | 17-14 |
| 11/30/03 | at IND | 31-31 | 10:21 | 6 | 3 | 31 | 1 | 0 | 0 | 38-34 |
| 11/23/03 | at HST | 13-20 | 3:11 | 14 | 10 | 133 | 1 | 0 | 0 | 23-20 ot |
| 11/03/03 | at DEN | 23-26 | 2:51 | 4 | 5 | 58 | 1 | 0 | 0 | 30-26 |
| 10/19/03 | at MIA | 13-13 | 15:00 | 10 | 7 | 147 | 1 | 0 | 0 | 19-13 ot |
| 10/05/03 | TEN | 24-27 | 4:40 | 1 | 1 | 15 | 0 | 0 | 0 | 38-30 |
| 12/29/02 | MIA | 13-24 | 4:59 | 13 | 8 | 69 | 1 | 0 | 0 | 27-24 ot |
| 11/10/02 | at CHI | 19-30 | 5:16 | 14 | 9 | 116 | 2 | 0 | 0 | 33-30 |
| 09/22/02 | KC | 38-38 | 0:00 | 5 | 4 | 46 | 0 | 0 | 0 | 41-38 ot |
| 02/03/02 | STL** | 17-17 | 1:21 | 8 | 5 | 53 | 0 | 0 | 0 | 20-17 |
| 01/19/02 | OAK* | 3-13 | 15:00 | 27 | 20 | 138 | 0 | 0 | 0 | 16-13 ot |
| 12/16/01 | at BUF | 6-9 | 5:57 | 13 | 9 | 116 | 0 | 0 | 0 | 12-9 ot |
| 12/02/01 | at NYJ | 14-16 | 15:00 | 7 | 6 | 56 | 0 | 0 | 0 | 17-16 |
| 10/14/01 | SD | 16-26 | 8:48 | 18 | 13 | 130 | 1 | 0 | 0 | 29-26 ot |

^Statistics are from the time noted until the end of the game * Divisional Playoffs ** Super Bowl

AMONG THE LEADERS

Tom Brady is in the midst of what is shaping up to be the best statistical season of his career and quite possibly the most statistically productive season by a quarterback in franchise history. Brady leads the NFL with 2,560 passing yards in 2005 and is on pace to throw for 4,551 yards this season, a number that would challenge Drew Bledsoe's team-record of 4,555 yards, set in 1994. Additionally, Brady has compiled a passer rating of 94.9 so far in 2005, a rating that would be the best single-season mark in franchise history if he can keep up his pace.

2005 NFL PASSING LEADERS (By Yards)

| Player | Team | Yds | Att | Cmp | TD | INT | Rating |
|------------------|-----------|--------------|------------|------------|-----------|----------|-------------|
| Tom Brady | NE | 2,560 | 318 | 200 | 14 | 6 | 94.9 |
| Kerry Collins | OAK | 2,367 | 333 | 183 | 14 | 6 | 84.0 |
| Donovan McNabb* | PHI | 2,338* | 323 | 192 | 16 | 8 | 88.0 |
| Brett Favre | GB | 2,316 | 335 | 220 | 16 | 15 | 82.9 |
| Carson Palmer | CIN | 2,285 | 293 | 205 | 18 | 5 | 106.3 |
| Peyton Manning | IND | 2,169 | 276 | 193 | 17 | 6 | 104.6 |

*-Not Including MNF (11/14/05)

PROJECTED PATRIOTS SINGLE-SEASON PASSING LEADERS (By Yards) *-Projected

| Player | Year | Yds | Att | Cmp | TD | INT | Rating |
|-------------------|--------------|--------------|------------|------------|-----------|-----------|-------------|
| Drew Bledsoe | 1994 | 4,555 | 691 | 400 | 25 | 27 | 73.6 |
| Tom Brady* | 2005* | 4,551 | 565 | 356 | 25 | 11 | 94.9 |
| Drew Bledsoe | 1996 | 4,086 | 623 | 373 | 27 | 15 | 83.7 |
| Drew Bledsoe | 1999 | 3,985 | 539 | 305 | 19 | 21 | 75.6 |
| Tom Brady | 2002 | 3,764 | 601 | 373 | 28 | 14 | 85.7 |

PROJECTED PATRIOTS SINGLE-SEASON PASSING LEADERS (By Passer Rating) *-Projected

| Player | Year | Rating | Att | Cmp | Yds | TD | INT |
|---------------------|--------------|-------------|------------|------------|--------------|-----------|-----------|
| Tom Brady* | 2005* | 94.9 | 565 | 356 | 4,551 | 25 | 11 |
| Tony Eason | 1984 | 93.4 | 431 | 259 | 3,228 | 23 | 8 |
| Tom Brady | 2004 | 92.6 | 474 | 288 | 3,692 | 28 | 14 |
| Vito "Babe" Parilli | 1962 | 91.3 | 252 | 140 | 1,988 | 18 | 8 |
| Tony Eason | 1986 | 89.2 | 448 | 276 | 3,328 | 19 | 10 |

CAREER WINNING PERCENTAGE

TOM BRADY tied with Roger Staubach as the winningest quarterback in the Super Bowl Era (since 1966) among signal callers who have made at least 40 starts. He is one of just three quarterbacks in the Super Bowl Era to own a career winning percentage above 70 percent. Brady joins Roger Staubach and Joe Montana in the exclusive club. A list placing Brady's accomplishments in a historical perspective is below.

WINNINGEST QUARTERBACKS OF THE SUPER BOWL ERA

Minimum 40 Starts

| Player | Team | Years | W | L | Pct. |
|------------------|-----------|-------------------|-----------|-----------|-------------|
| Tom Brady | NE | 2000-Pres. | 53 | 18 | .746 |
| Roger Staubach | DAL | 1969-79 | 85 | 29 | .746 |
| Joe Montana | SF/KC | 1979-94 | 117 | 47 | .713 |

SECOND FASTEST TO 50

By virtue of the Patriots' 23-20 victory over Pittsburgh on Sept. 25, Tom Brady recorded his 50th career regular-season victory in his 65th career start, reaching the half-century mark in the second fewest games since the 1970 AFL-NFL merger. Only Oakland's Ken Stabler (62 starts) reached the milestone in fewer games than Brady.

FEWEST STARTS TO REACH 50 WINS (SINCE 1970)

| Player | Team | Starts |
|-----------------------|----------------|-----------|
| Ken Stabler..... | OAK..... | 62 |
| Tom Brady..... | NE..... | 65 |
| Danny White..... | DAL..... | 69 |
| Jim McMahon..... | CHI..... | 70 |
| Donovan McNabb..... | PHI..... | 71 |
| Dan Marino..... | MIA..... | 74 |



THREE-TIME SUPER BOWL CHAMPIONS






OFFENSE NEWS & NOTES

PATRIOTS ALL-TIME LISTS

TROY BROWN is the second leading receiver in Patriots history with 499 career receptions and 5,817 receiving yards. He passed Ben Coates on the Patriots' all-time receptions list on Oct. 9 at Atlanta and passed Irving Fryar on the team's all-time receiving yardage list against Indianapolis on Nov. 7. This season, Brown has caught 24 passes for 301 yards, increasing his production from a year ago, when he totaled 17 receptions for 184 yards on the season.



PATRIOTS ALL-TIME RECEIVING LEADERS (BY CATCHES)

| Rk | Player, Pos. | No | Yds | Avg. | Lg | TD |
|----|----------------------------|------------|--------------|-------------|------------|-----------|
| 1 | Stanley Morgan, WR..... | 534 | 10,352 | 19.4 | 76t | 67 |
| 2 | Troy Brown, WR..... | 499 | 5,817 | 11.7 | 82t | 26 |
| 3 | Ben Coates, TE..... | 490 | 5,471 | 11.2 | 84t | 50 |
| 4 | Irving Fryar, WR..... | 363 | 5,726 | 15.8 | 80t | 38 |

PATRIOTS ALL-TIME RECEIVING LEADERS (BY YARDS)

| Rk | Name | No | Yds | Avg | Lg | TD |
|----|------------------------|------------|--------------|-------------|------------|-----------|
| 1 | Stanley Morgan..... | 534 | 10,352 | 19.4 | 76t | 67 |
| 2 | Troy Brown..... | 499 | 5,817 | 11.7 | 82t | 26 |
| 3 | Irving Fryar..... | 363 | 5,726 | 15.8 | 80t | 38 |
| 4 | Ben Coates..... | 490 | 5,471 | 11.2 | 84t | 50 |
| 5 | Jim Colclough..... | 283 | 5,001 | 17.7 | 78t | 39 |

MOVING ON UP

COREY DILLON became the 18th player in NFL history to rush for 10,000 yards when he tore off a 12-yard run at Atlanta on Oct. 9. In his first eight NFL seasons, Dillon averaged 1,212 yards per season, a mark that ranks sixth in NFL history. The five players with a better seasonal average than Dillon are all current or future Hall of Famers: Barry Sanders (1,527), Jim Brown (1,368), Curtis Martin (1,337), Walter Payton (1,287) and Emmitt Smith (1,224).



NFL'S ALL-TIME LEADING RUSHERS (By Yards)

| Rk | Player | Years | Gms | Att. | Yards | TD |
|-----|---------------------|--------------|------------|--------------|---------------|-----------|
| 1 | Emmitt Smith | 1990-2004 | 226 | 4,409 | 18,355 | 164 |
| --- | | | | | | |
| 14 | O.J. Simpson | 1969-1979 | 135 | 2,404 | 11,236 | 61 |
| 15 | Ricky Watters | 1992-2001 | 144 | 2,622 | 10,643 | 78 |
| 16 | Eddie George | 1996-2004 | 141 | 2,865 | 10,441 | 68 |
| 17 | Ottis Anderson | 1979-1992 | 182 | 2,562 | 10,273 | 81 |
| 18 | Corey Dillon | 1997- | 130 | 2,336 | 10,137 | 64 |
| 19 | Earl Campbell | 1978-1985 | 115 | 2,187 | 9,407 | 74 |

CATCHIN' KEVIN

KEVIN FAULK ranks second in receptions among Patriots running backs, passing Sam Cunningham with his first reception of the game against Pittsburgh on Sept. 25. Faulk, who was drafted by the Patriots in the second round out of LSU in 1999, has 217 career receptions and trails only Tony Collins' team-record 261 receptions from the running back position. Faulk's reception total ranks 10th among all Patriots receivers.

RECEPTIONS BY PATRIOTS RUNNING BACKS

| Player | Years | Rec. |
|----------------------------|--------------------|------------|
| 1. Tony Collins..... | 1981-87..... | 261 |
| 2. Kevin Faulk..... | 1999- | 217 |
| 3. Sam Cunningham..... | 1973-79,81-82..... | 210 |
| 4. Larry Garron..... | 1960-68..... | 185 |

TOP CATCHERS

Starting wide receivers DEION BRANCH and DAVID GIVENS have combined for 92 catches through nine games, ranking them second among all AFC wide receiver duos. Branch's total of 50 catches ranks sixth in the conference and 11th in the NFL. Givens is tied for 12th in the conference. Additionally, Branch's 669 receiving yards rank third in the conference.

TOP AFC WIDE RECEIVER DUOS IN 2005

| Players | Team | Rec. | Yds | TD |
|----------------------------------|-----------|-----------|-------------|----------|
| Marvin Harrison/Reggie Wayne | IND | 107 | 1257 | 11 |
| Deion Branch/David Givens | NE | 92 | 1146 | 4 |
| Chad Johnson/T.J. Houshmandzadeh | CIN | 90 | 1269 | 7 |
| Randy Moss/Jerry Porter | OAK | 73 | 1150 | 8 |

A HUNDRED FOR BRANCH

DEION BRANCH grabbed eight passes for 107 yards against Atlanta on Oct. 9, marking his first 100-yard receiving game of the year and the third time he has achieved the feat in his regular season career. The Super Bowl XXXIX Most Valuable Player has also reached the milestone three times in six career playoff games. Also against Atlanta, Branch recorded the second longest reception of his career and the longest non-scoring catch of his career when he grabbed a 51-yard pass on third-and-two in the first quarter.

BIG BENJAMIN

Tight end BENJAMIN WATSON has scored three touchdowns in 2005, including a pair of scores at Miami on Nov. 13. Watson became the first Patriot to score two receiving touchdowns since David Givens grabbed a pair at Pittsburgh on Oct. 31, 2004, and he became the first Patriots tight end to turn the trick since Daniel Graham did it at Arizona on Sept. 19, 2004. Watson's second touchdown grab against the Dolphins was a 17-yard game-winning score that gave the Patriots a 23-16 lead with 2:16 left in the game. Earlier in the season, Watson scored the first touchdown of his career on a 33-yard grab early in the third quarter against Atlanta on Oct. 9. The catch, which came in the sixth game of the former 2004 first-round pick's career, gave the Patriots a 21-13 lead in a game they eventually won, 31-28.

MULTIPLE MILESTONES

Against Atlanta on Oct. 9, the Patriots had a 100-yard rusher, a 100-yard receiver and a 300-yard passer in the same game for the first time in eight years. Prior to achieving the feat against the Falcons, the last time the Patriots did it was on Nov. 2, 1997, when Curtis Martin ran for 104 yards, Shawn Jefferson caught for 108 yards and Drew Bledsoe threw for 313 yards in the Patriots' 23-18 loss to the Minnesota Vikings at the Metrodome. Against the Falcons, the Patriots' milestone men were Corey Dillon (106 rushing yards), Daniel Graham (119 receiving), Deion Branch (107 receiving) and Tom Brady (350 passing).

CAREER HIGH FOR GRAHAM

Fourth-year tight end DANIEL GRAHAM set a career high for receiving yardage against the Falcons on Oct. 9, totaling 119 yards on five catches. Graham's previous career high was set on Oct. 26, 2003, when he caught 110 yards worth of passes (7 receptions) and was voted the AFC offensive player of the week for his efforts.

PASS-ING THE TEST

PATRICK PASS had the most productive game of his career against Denver on Oct. 16, gaining a total of 153 yards from scrimmage, nearly three times his previous career high in that category. Against Denver, Pass set career highs with 89 receiving yards (which led all Patriots receivers) and 64 rushing yards (which led all Patriots rushers).



THREE-TIME SUPER BOWL CHAMPIONS






SP.TEAMS/DEFENSE NEWS & NOTES

SCORING MACHINE

ADAM VINATIERI is the second leading scorer in Patriots history, totaling 1,112 points in his nine-plus seasons with the club. He is 18 points behind Gino Cappelletti, the franchise's all-time leading scorer. Vinatieri made the team as a rookie free agent in 1996 and has scored 100 points or more in each of his first nine seasons, joining Jason Elam of the Denver Broncos as the only two kickers in NFL history to accomplish the feat. Vinatieri has kicked the most field goals in Patriots history, having tallied 255 successful boots in a Patriots uniform.



LEADING SCORERS IN PATRIOTS HISTORY

| # | SCORING | TD | PAT/PATA | 2-Pt | FG/FGA | PTS |
|---|-----------------------|----------|----------------|----------|----------------|--------------|
| 1 | Gino Cappelletti | 42 | 346/358 | 2 | 176/334 | 1,130 |
| 2 | Adam Vinatieri | 0 | 345/352 | 1 | 255/312 | 1,112 |
| 3 | John Smith | 0 | 308/323 | 0 | 128/191 | 692 |

IRON MAN

Adam Vinatieri has played in 153 consecutive regular-season games, establishing the second longest consecutive game streak in franchise history. Vinatieri, who has also played in 15 straight playoff games and has not missed a game in his 10-year career, passed Gino Cappelletti's mark of 152 consecutive games, which was established from 1960-70, on Nov. 13 at Miami. Vinatieri now trails only Raymond Clayborn's record of 161 consecutive games, established from 1977-87.

AUTOMATIC ADAM

ADAM VINATIERI has nailed two game-winning field goals so far this season, bring his career total of game-winning boots to 20. Vinatieri is the only kicker in NFL history to kick a game-winning field goal in the final minute of the Super Bowl and has accomplished the feat twice, including his 48-yarder to win Super Bowl XXXVI and a 41-yarder to win Super Bowl XXXVIII. Out of the Patriots' six playoff wins in 2001 and 2003, four were decided on game-winning boots by Vinatieri. His game-winners are listed below:

ADAM VINATIERI'S GAME-WINNERS IN 2005

| Date | Opponent | Yds | Time | Final Score |
|----------|---------------|-----|------|-------------|
| 10/09/05 | at Atlanta | 29 | 0:17 | 31-28 |
| 09/25/05 | at Pittsburgh | 43 | 0:01 | 23-20 |

A list of Vinatieri's game-winning field goals prior to this season can be found on page 225 of the 2005 Patriots Media Guide.

ADAM VINATIERI QUICK HITS

- Vinatieri has been successful on 22 consecutive fourth-quarter field goal attempts, dating back to Dec. 8, 2002, when he missed a 43-yarder against the Buffalo Bills at Gillette Stadium.
- Since the beginning of the 2001 season, Vinatieri is 22-for-23 (95.7 percent) in the fourth quarter when the Patriots are either leading or behind by a touchdown or less.
- Vinatieri has hit 27 of his last 28 field goals (96.4 percent) in the second half, dating back to the 2003 regular-season finale.

NFL ALL-TIME MOST ACCURATE KICKERS

| PLAYER | TEAM | PCT. | FGM/FGA |
|--------------------------|-----------------|-------------|----------------|
| 1. Mike Vanderjagt | Colts | 87.2 | 204/234 |
| 2. Phil Dawson | Browns | 83.1 | 123/148 |
| 3. Matt Stover | Ravens | 82.7 | 367/444 |
| 4. David Akers* | Eagles | 82.1 | 142/173 |
| 5. Olindo Mare | Dolphins | 81.9 | 208/254 |
| 6. Ryan Longwell | Packers | 81.9 | 217/265 |
| 7. Jeff Wilkins | Rams | 81.8 | 238/291 |
| 8. Adam Vinatieri | Patriots | 81.7 | 255/312 |
| 9. John Carney | Saints | 81.0 | 380/469 |

*-Not Including MNF (11/14/05)

WILLIE MAC ATTACK

WILLIE MCGINEST ranks third on the Patriots' all-time sacks list with 74.5 career sacks and needs five more sacks to move into second place on the Patriots' all-time list. He overtook Tony McGee for third place on the team's sacks list on Sept. 25, 2005 when he recorded two sacks against the Steelers in Pittsburgh. McGinest has started 31 consecutive games for the Patriots at outside linebacker, remaining a constant veteran presence in a defense that has been forced to adjust to numerous changes.



PATRIOTS ALL-TIME SACK LEADERS

1. Andre Tippett, 1982-93.100.0
2. Julius Adams, 1971-87....79.5
3. **Willie McGinest**, 1994-.74.5
4. Tony McGee, 1974-81 72.5
5. Ray Hamilton, 1973-81..... 54.0
6. Chris Slade, 1993-00 51.0

BIG-TIME BACKERS

Patriots linebackers take up four of the top nine spots on the NFL's career sacks list among active linebackers. Chad Brown, a free agent signing by the Patriots prior to the 2005 season, leads all active linebackers with 78.0 career sacks. He is trailed closely by teammate Willie McGinest, whose 74.5 career sacks have all come as a Patriot. Additionally, Roosevelt Colvin (35.5 sacks) and Mike Vrabel (32.0 sacks) rank seventh and ninth, respectively, among all active linebackers.

ACTIVE LINEBACKERS SACKS LIST

| Rk | Player | Team(s) | First Season | Sacks |
|----|------------------------|-------------------|--------------|-------------|
| 1 | Chad Brown | PIT/SEA/NE | 1993 | 78.0 |
| 2 | Willie McGinest | NE | 1994 | 74.5 |
| 3 | Peter Boulware | BAL | 1997 | 69.0 |
| 4 | Junior Seau | SD/MIA | 1990 | 52.0 |
| 5 | Joey Porter | PIT | 1999 | 47.5 |
| 6 | Kenard Lang | CLV | 1997 | 43.0 |
| 7 | Rosevelt Colvin | CHI/NE | 1999 | 35.5 |
| 8 | Brian Urlacher | CHI | 2000 | 32.5 |
| 9 | Mike Vrabel | PIT/NE | 1997 | 32.0 |
| 10 | Andre Carter | SF | 2001 | 30.0 |


ABLE VRABEL

In proving to be one of the NFL's most versatile players, linebacker MIKE VRABEL has made important contributions for the Patriots on offense and defense. He scored his sixth career touchdown – but his first on defense – on a 24-yard interception return against Carolina in Week Two. As a situational tight end in short-yardage situations, he caught two touchdown passes in the 2004 regular season and another in Super Bowl XXXIX. Including his 1-yard touchdown catch in Super Bowl XXXVIII, Vrabel has scored on all five of his NFL receptions, two of which came in Super Bowls.



RICHARD SEYMOUR: "BIG SEY"

Defensive lineman RICHARD SEYMOUR was named to his third consecutive Pro Bowl in 2004 and was voted a defensive captain by his teammates. He leads the Patriots with 36 tackles this season and recorded his first career multiple-sack game against Pittsburgh on Sept. 25. Last season, his 67 tackles and 5.0 sacks were tops among Patriots defensive linemen. He has recorded 232 tackles since 2002, leading all Patriots defensive linemen over that span.



THREE-TIME SUPER BOWL CHAMPIONS





PATRIOTS IN THE COMMUNITY

PATRIOTS TO AWARD \$100,000 IN SCHOLARSHIPS TO LOCAL STUDENTS

The New England Patriots recently announced that the New England Patriots Charitable Foundation will be awarding \$100,000 in college scholarship money to local students this season.

Each week through "Totally Patriots", the team's new show aimed at younger fans, five students aged 13-18 years-old will be awarded scholarships ranging from \$500-\$2500 during the "Write On" segment of the show. To apply, students must write an essay of at least 100 words and no more than 500 words on the Patriots' previous game. Each week, a first place winner will receive a \$2,500 college scholarship, second place will receive \$1,000, and three third place winners will each receive \$500 in scholarship money. All first place winners will also be eligible to win a \$15,000 grand prize scholarship or a \$10,000 runner-up scholarship at the conclusion of the season.

"Through the Patriots Charitable Foundation, we strive to improve the lives of the area's children by focusing many of our efforts on education," said Rena Clark, Vice President of Community Affairs and Corporate Philanthropy for the New England Patriots. "The financial demands of today's college education are considerable and scholarship money is vital for many families. The Kraft Family and the Patriots organization are delighted to be able to provide many local students with assistance."

Essays can be submitted online at www.totallypatriots.com or mailed to Kraft Sports Productions, Attn: "Write On" Contest, Gillette Stadium, 1 Patriot Place, Foxborough, MA 02035. For more information, students should tune in to Totally Patriots each Sunday at 11 AM on WCVB-TV.

The New England Patriots Charitable Foundation was established in 1994 by the Kraft Family as a vehicle to help support the youth and families of New England. The Foundation's mission is to assist a variety of charitable organizations and programs that foster cultural diversity, education, family, and health. The Foundation uses its resources to serve the youth of New England by encouraging their education, growth, creativity and development of character; and to help support a better quality of life in the communities the Foundation serves.

PATRIOTS AND UNITED WAY TEAM UP FOR NEIGHBORHOOD DEVELOPMENT

On Tuesday, Oct. 18, four members of the New England Patriots traded in their helmets and pads for a hammer and nails as they teamed up with United Way of Massachusetts Bay (UWMB) for this year's Hometown Huddle. It marked the sixth consecutive year that the Patriots and UWMB have partnered for this event and the 32nd year of the NFL/United Way partnership.

Tim Dwight, Marquise Hill, Patrick Pass and Tully Banta-Cain worked alongside staff from Ensuring Stability through Action in our Community (ESAC), the City of Boston Department of Neighborhood Development Homeowner Services and teenage volunteers from YouthBuild Boston to improve the conditions of a 125-year old Mattapan house owned by Barbara Jones. The players and volunteers worked to make the home more handicap-accessible for Mrs. Jones, who has been living with Multiple Sclerosis for 26 years. Projects included building a handicap ramp over Mrs. Jones's front stairs, repairing the chain-link fence that surrounds the property and cleaning up the yard.

"The Patriots are proud to partner with the United Way for Hometown Huddle for the sixth consecutive year," said Rena Clark, vice president of community affairs and corporate philanthropy for the Patriots. "Through Hometown Huddle, the Patriots and United Way have jointly impacted the lives of citizens throughout Boston. This year's project was especially memorable, as we worked together to create a safer and more accessible home for a member of our community."

The NFL and United Way partnership is the most visible and longest running charitable collaboration of its kind. Hometown Huddle is a NFL-wide day of service that provides NFL players and coaches from each team the opportunity to take part in a variety of community-service activities, including building homes for low-income families and visiting local military bases. Started in 1999 by the NFL and United Way, Hometown Huddle continues to help make a difference in communities across the country.



Defensive lineman Marquise Hill helps build a ramp outside of the home of Barbara Jones.

UPCOMING EVENTS

Nov. 15 – Take a Player to School Day: Willie McGinest will pick-up 5th grade student Beau Barrows in a limo from his house and take him to Stacey Middle School, speak to the students about the importance of education, and offer football instruction.

WHO: Willie McGinest, Stacey Middle School students

WHEN: Tuesday, November 15, 2005 at 8:00 a.m.

WHERE: Stacey Middle School gymnasium, 66 School Street, Milford, MA 01757

Nov. 21 – Morgan Memorial Goodwill Thanksgiving Basket Giveaway

Dec. 13 – Salvation Army Holiday Party



THREE-TIME SUPER BOWL CHAMPIONS





BROADCAST INFORMATION

PATRIOTS ALL ACCESS

Patriots All Access, an Emmy Award-winning one-hour magazine show, airs weekly throughout the season on WCVB-TV Channel 5 in Boston. Indicative of its name, Patriots All Access provides viewers exclusive, behind-the-scenes access and weekly in-depth features on Patriots players and personnel. WCVB's Mike Lynch hosts the program and is joined by head coach Bill Belichick for a weekly chalk talk and also by a Patriots player of the week. Another weekly segment takes a look at what Patriots players do off the field. The show also offers game previews, reviews and comprehensive analysis of every Patriots game.



WCVB-TV Channel 5

Patriots All Access.....Saturdays at 7:00 p.m and Sundays at 10:00 a.m.

TOTALLY PATRIOTS



Totally Patriots, a youth-oriented football show, is making its debut for the 2005 season, airing each Sunday morning on WCVB, Channel 5 in Boston. The show, hosted by Kerry Connolly, is geared towards young fans and includes a health and fitness segment as well as a weekly football tips feature with Patriots Hall of Fame linebacker Andre Tippett and a current Patriots player. Other features and segments emphasize the importance of an active lifestyle and let young football players hear directly from the pros. Check your local listings for other times and locations.

WCVB-TV Channel 5

Totally Patriots.....Sundays at 11:00 a.m.

WBCN PATRIOTS ROCK RADIO NETWORK

For the 11th consecutive season, WBCN was proud to be the flagship station for the Patriots Rock Radio Network. Every Patriots game was heard on WBCN (104.1 FM) and its network of 36 stations throughout all six New England states. Longtime broadcast tandem Gil Santos and Gino Cappelletti call all of the action in static-free stereo sound.



**FLAGSHIP STATION
WBCN
Boston ★ 104.1 FM**



MASSACHUSETTS

| | | |
|------|-------------|----------|
| WBSM | Fairhaven | 1420 AM |
| WSAR | Fall River | 1480 AM |
| WGAW | Gardner | 1340 AM |
| WPVQ | Greenfield | 95.3 FM |
| WBEC | Pittsfield | 1420 AM |
| WBEC | Pittsfield | 95.7 FM |
| WAQY | Springfield | 102.1 FM |
| WXTK | Cape Cod | 95.1 FM |
| WWFX | Worcester | 100.1 FM |

NEW HAMPSHIRE

| | | |
|------|------------|----------|
| WKXL | Concord | 1450 AM |
| WSHK | Dover | 105.3 FM |
| WSAK | Hampton | 102.1 FM |
| WTPL | Hillsboro | 107.7 FM |
| WVRR | Lebanon | 101.7 FM |
| WFEA | Manchester | 1370 AM |
| WWHQ | Meredith | 101.5 FM |
| WPKQ | N. Conway | 103.7 FM |

RHODE ISLAND

| | | |
|------|------------|---------|
| WSKO | Providence | 790 AM |
| WSKO | Providence | 99.7 FM |

VERMONT

| | | |
|------|---------------|----------|
| WBTN | Bennington | 1370 AM |
| WKVT | Battleboro | 92.7 FM |
| WEAV | Burlington | 960 AM |
| WXZO | Burlington | 96.7 FM |
| WMXR | Woodstock | 93.9 FM |
| WMOO | Derby | 92.1 FM |
| WEXP | Rutland | 101.5 FM |
| WSTJ | St. Johnsbury | 1340 AM |
| WSNO | Waterbury | 1450 AM |

MAINE

| | | |
|------|-----------|----------|
| WEBB | Augusta | 98.5 FM |
| WNSX | Bangor | 97.7 FM |
| WHOU | Houlton | 100.1 FM |
| WBLM | Portland | 102.9 FM |
| WFZX | Searsport | 101.7 FM |

CONNECTICUT

| | | |
|------|------------|----------|
| WCCC | Hartford | 106.9 FM |
| WMOS | New London | 104.7 FM |
| WINY | Putnam | 1350 AM |

PATRIOTS MONDAY ON WEEI

Sports Radio WEEI has the exclusive rights to broadcast "Patriots Monday" from Gillette Stadium every week during the season. The daylong programming lineup offers fans unique access from head coach Bill Belichick and quarterback Tom Brady along with appearances by other star players.

Sports Radio WEEI

850 AM (Boston) and 103.7 FM (Providence)

| Time (Mondays) | Show | Guest(s) |
|------------------------|---------------------|-------------------|
| 6:00 – 10:00 a.m. | Dennis and Callahan | Tom Brady |
| 10:00 a.m. – 2:00 p.m. | Dale and Holley | Stars of the Week |
| 2:00 – 6:00 p.m. | The Big Show | Coach Belichick |

PATRIOTS FOOTBALL WEEKLY ON WB56

Join the editorial staff of Patriots Football Weekly for a half-hour Patriots extravaganza every Saturday night during the football season on WLVI-TV (WB56). The ultimate studio sports show for the ultimate Patriots fan is patterned like the official team newspaper, aiming to be confrontational and opinionated as the reporters dish about what's ahead for the team, give opponent analysis and offer insider information they've learned from working in the trenches at Gillette Stadium.

WLVI-TV Channel 56

Patriots Football Weekly Every Saturday night at Midnight

PATRIOTS.COM

The official Web site of the New England Patriots offers fans an exciting lineup of daily features and is one of the most advanced and exciting Web sites in all of sports. **Patriots.com Radio** features six hours of original daily programming beginning at noon ET and allows fans to interact with hosts and guests via phone and email. Besides these features, the site offers daily news updates, press releases, live coverage of all press conferences and much more.

TELEVISION RATINGS

Historically, the Patriots have been at or near the top of the weekly television ratings for the 2.4 million homes in the Boston market. Below is a historical perspective to show the Patriots' consistent popularity in the Boston market.

2005 RATINGS: BOSTON TV MARKET

| Date | Opponent | Net. | Boston TV | Rtg / Share |
|-------|---------------|------|-----------|-------------|
| 09/08 | Oakland | ABC | WCVB 5 | 23.3 / 44 |
| 09/18 | at Carolina | CBS | WBZ 4 | 22.3 / 50 |
| 09/25 | at Pittsburgh | CBS | WBZ 4 | 29.9 / 52 |
| 10/02 | San Diego | CBS | WBZ 4 | 21.0 / 43 |
| 10/09 | at Atlanta | CBS | WBZ 4 | 27.4 / 55 |
| 10/16 | at Denver | CBS | WBZ 4 | 28.9 / 48 |
| 10/30 | Buffalo | ESPN | WCVB 5 | 27.8 / 46 |
| 11/07 | Indianapolis | ABC | WCVB 5 | 27.4 / 44 |
| 11/13 | at Miami | CBS | WBZ 4 | 24.7 / 53 |

RATINGS HISTORY

| Season | Rating / Share |
|-----------------------------|----------------|
| 2004 Regular Season Average | 31.2 / 56 |
| 2004 Postseason Average | 48.9 / 70 |
| 2003 Regular Season Average | 26.8 / 51 |
| 2003 Postseason Average | 47.0 / 72 |
| 2002 Regular Season Average | 28.5 / 53 |
| 2001 Regular Season Average | 24.7 / 48 |
| 2001 Postseason Average | 47.4 / 73 |

Note: Each ratings point represents one percent of the 2.4 million homes in the Boston TV market.



THREE-TIME SUPER BOWL CHAMPIONS





2005 OFFENSIVE STATISTICS

WON 5, LOST 4

| | |
|---------------|------------------|
| 09/08 W 30-20 | Oakland |
| 09/18 L 17-27 | at Carolina |
| 09/25 W 23-20 | at Pittsburgh |
| 10/02 L 17-41 | San Diego |
| 10/09 W 31-28 | at Atlanta |
| 10/16 L 20-28 | at Denver |
| 10/30 W 21-16 | Buffalo |
| 11/07 L 21-40 | Indianapolis |
| 11/13 W 23-16 | at Miami |
| 11/20 | New Orleans |
| 11/27 | at Kansas City |
| 12/04 | New York Jets |
| 12/11 | at Buffalo |
| 12/17 | Tampa Bay |
| 12/26 | at New York Jets |
| 01/01 | Miami |

| | N.E. | Opp. |
|--------------------|---------|---------|
| TOTAL FIRST DOWNS | 174 | 192 |
| Rushing | 48 | 65 |
| Passing | 111 | 107 |
| Penalty | 15 | 20 |
| 3rd Down: Made/Att | 41/115 | 53/124 |
| 3rd Down Pct. | 35.7 | 42.7 |
| 4th Down: Made/Att | 3/5 | 1/3 |
| 4th Down Pct. | 60.0 | 33.3 |
| POSSESSION AVG. | 28:11 | 31:49 |
| TOTAL NET YARDS | 3193 | 3404 |
| Avg. Per Game | 354.8 | 378.2 |
| Total Plays | 548 | 588 |
| Avg. Per Play | 5.8 | 5.8 |
| NET YARDS RUSHING | 712 | 1108 |
| Avg. Per Game | 79.1 | 123.1 |
| Total Rushes | 205 | 283 |
| NET YARDS PASSING | 2481 | 2296 |
| Avg. Per Game | 275.7 | 255.1 |
| Sacked/Yards Lost | 14/114 | 13/91 |
| Gross Yards | 2595 | 2387 |
| Att./Completions | 329/205 | 292/168 |
| Completion Pct. | 62.3 | 57.5 |
| Had Intercepted | 7 | 4 |
| PUNTS/AVERAGE | 49/45.5 | 47/45.7 |
| NET PUNTING AVG. | 49/39.6 | 47/39.1 |
| PENALTIES/YARDS | 69/569 | 76/620 |
| FUMBLES/BALL LOST | 13/8 | 8/4 |
| TOUCHDOWNS | 24 | 28 |
| Rushing | 9 | 9 |
| Passing | 14 | 18 |
| Returns | 1 | 1 |

| * SCORE BY PERIODS | Q1 | Q2 | Q3 | Q4 | OT | PTS |
|--------------------|----|----|----|----|----|-----|
| TEAM | 55 | 20 | 59 | 69 | 0 | 203 |
| OPPONENTS | 34 | 89 | 44 | 69 | 0 | 236 |

| * SCORING | TD | Ru | Pa | Rt | K | PAT | FG | S | PTS |
|-----------|----|----|----|----|-------|-------|----|-----|-----|
| Vinatieri | 0 | 0 | 0 | 0 | 21/22 | 12/16 | 0 | 57 | |
| Dillon | 7 | 7 | 0 | 0 | | | 0 | 42 | |
| Branch | 3 | 0 | 3 | 0 | | | 0 | 18 | |
| Graham | 3 | 0 | 3 | 0 | | | 0 | 18 | |
| Watson | 3 | 0 | 3 | 0 | | | 0 | 18 | |
| Dwight | 2 | 0 | 2 | 0 | | | 0 | 12 | |
| Pass | 2 | 2 | 0 | 0 | | | 0 | 12 | |
| T. Brown | 1 | 0 | 1 | 0 | | | 0 | 6 | |
| Givens | 1 | 0 | 1 | 0 | | | 0 | 6 | |
| Johnson | 1 | 0 | 1 | 0 | | | 0 | 6 | |
| Vrabel | 1 | 0 | 0 | 1 | | | 0 | 6 | |
| Evans LG | 0 | 0 | 0 | 0 | | | 0 | 2 | |
| Evans TM | 0 | 0 | 0 | 0 | | | 0 | 2 | |
| TEAM | 24 | 9 | 14 | 1 | 21/22 | 12/16 | 0 | 203 | |
| OPPONENTS | 28 | 9 | 18 | 1 | 24/24 | 14/18 | 0 | 236 | |

2-Pt. Conversions: Evans (LG), Evans (TM), TEAM 1-2, OPPONENTS 1-4

SACKS: Colvin 2.5, McGinest 2.5, Vrabel 2.5, Seymour 2, Green 1.5, Beisel 1, Klecko 0.5, Wilfork 0.5, TEAM 13, OPPONENTS 14

| * PASSING | Att | Cmp | Yds | Cmp% | Yds/Att | TD | TD% | Int | Int% | Long | Sack/Lost | Rating |
|-----------|-----|-----|------|------|---------|----|-----|-----|------|------|-----------|--------|
| Brady | 318 | 200 | 2560 | 62.9 | 8.05 | 14 | 4.4 | 6 | 1.9 | 71 | 13/ 101 | 94.9 |
| Flutie | 7 | 3 | 20 | 42.9 | 2.86 | 0 | 0.0 | 0 | 0.0 | 13 | 1/ 13 | 50.3 |
| Cassel | 4 | 2 | 15 | 50.0 | 3.75 | 0 | 0.0 | 1 | 25.0 | 12 | 0/ 0 | 19.8 |
| TEAM | 329 | 205 | 2595 | 62.3 | 7.89 | 14 | 4.3 | 7 | 2.1 | 71 | 14/ 114 | 92.2 |
| OPPONENTS | 292 | 168 | 2387 | 57.5 | 8.17 | 18 | 6.2 | 4 | 1.4 | 85t | 13/ 91 | 98.9 |

| * RUSHING | No. | Yds | Avg | Long | TD |
|-----------|-----|------|------|------|----|
| Dillon | 126 | 441 | 3.5 | 29 | 7 |
| Pass | 21 | 126 | 6.0 | 17 | 2 |
| Evans LG | 18 | 84 | 4.7 | 21 | 0 |
| Evans TM | 17 | 84 | 4.9 | 21 | 0 |
| Faulk | 14 | 28 | 2.0 | 4 | 0 |
| Brady | 10 | 18 | 1.8 | 12 | 0 |
| Zereoue | 7 | 14 | 2.0 | 12 | 0 |
| Cloud | 8 | 3 | 0.4 | 7 | 0 |
| Cassel | 1 | -1 | -1.0 | -1 | 0 |
| Dwight | 1 | -1 | -1.0 | -1 | 0 |
| TEAM | 205 | 712 | 3.5 | 29 | 9 |
| OPPONENTS | 283 | 1108 | 3.9 | 68 | 9 |

| * RECEIVING | No. | Yds | Avg | Long | TD |
|-------------|-----|------|------|------|----|
| Branch | 50 | 669 | 13.4 | 51 | 3 |
| Givens | 42 | 477 | 11.4 | 35 | 1 |
| T. Brown | 24 | 301 | 12.5 | 71 | 1 |
| Pass | 17 | 187 | 11.0 | 39 | 0 |
| Graham | 14 | 198 | 14.1 | 45t | 3 |
| Watson | 13 | 207 | 15.9 | 35 | 3 |
| Faulk | 13 | 116 | 8.9 | 23 | 0 |
| Dwight | 11 | 203 | 18.5 | 59 | 2 |
| Dillon | 10 | 118 | 11.8 | 25 | 0 |
| Evans LG | 7 | 35 | 5.0 | 11 | 0 |
| Evans TM | 3 | 18 | 6.0 | 11 | 0 |
| Johnson | 4 | 67 | 16.8 | 55t | 1 |
| Fauria | 2 | 23 | 11.5 | 18 | 0 |
| A. Davis | 1 | 6 | 6.0 | 6 | 0 |
| Zereoue | 1 | 5 | 5.0 | 5 | 0 |
| Cloud | 0 | 0 | --- | 0 | 0 |
| Green | 0 | 0 | --- | 0 | 0 |
| TEAM | 205 | 2595 | 12.7 | 71 | 14 |
| OPPONENTS | 168 | 2387 | 14.2 | 85t | 18 |

| * INTERCEPTIONS | No. | Yds | Avg | Long | TD |
|-----------------|-----|-----|------|------|----|
| Vrabel | 2 | 23 | 11.5 | 24t | 1 |
| Hobbs | 1 | 8 | 8.0 | 8 | 0 |
| Samuel | 1 | 0 | 0.0 | 0 | 0 |
| TEAM | 4 | 31 | 7.8 | 24t | 1 |
| OPPONENTS | 7 | 68 | 9.7 | 41t | 1 |

| * PUNTING | No. | Yds | Avg | Net | TB | In | Lg | B |
|-----------|-----|------|------|------|----|----|----|---|
| Miller | 48 | 2228 | 46.4 | 39.6 | 2 | 17 | 59 | 1 |
| TEAM | 49 | 2228 | 45.5 | 39.6 | 2 | 17 | 59 | 1 |
| OPPONENTS | 47 | 2150 | 45.7 | 39.1 | 6 | 14 | 66 | 0 |

| * PUNT RETURNS | Ret | FC | Yds | Avg | Long | TD |
|----------------|-----|----|-----|------|------|----|
| Dwight | 21 | 6 | 177 | 8.4 | 29 | 0 |
| T. Brown | 1 | 5 | 2 | 2.0 | 2 | 0 |
| Johnson | 1 | 0 | 11 | 11.0 | 11 | 0 |
| TEAM | 23 | 11 | 190 | 8.3 | 29 | 0 |
| OPPONENTS | 26 | 8 | 249 | 9.6 | 76 | 0 |

| * KICKOFF RETURNS | No. | Yds | Avg | Long | TD |
|-------------------|-----|-----|------|------|----|
| Johnson | 27 | 605 | 22.4 | 54 | 0 |
| Hobbs | 14 | 338 | 24.1 | 37 | 0 |
| Faulk | 3 | 65 | 21.7 | 26 | 0 |

| * FIELD GOALS | 1-19 | 20-29 | 30-39 | 40-49 | 50+ |
|---------------|------|-------|-------|-------|-----|
| Vinatieri | 0/ 0 | 3/ 3 | 6/ 7 | 3/ 4 | 0/2 |
| TEAM | 0/ 0 | 3/ 3 | 6/ 7 | 3/ 4 | 0/2 |
| OPPONENTS | 0/ 0 | 4/ 4 | 5/ 6 | 2/ 4 | 3/4 |

| * FIELD GOALS | 1-19 | 20-29 | 30-39 | 40-49 | 50+ |
|---|------|-------|-------|-------|-----|
| Vinatieri: (26G) (45G) (53N, 48G, 35G, 43G) (37N, 24G) (29G) (39G, 53N, 38G) (44N) () (35G, 32G, 33G) | | | | | |
| OPPONENTS: (43N) (51G, 52G) (33G, 52N, 24G) (42G, 21G) (33G, 58G) () (46N, 23G, 35G, 41G) (35G, 20G) (31N, 36G) | | | | | |



THREE-TIME SUPER BOWL CHAMPIONS





2005 DEFENSIVE STATISTICS

Tackle Statistics Based on Coaches' Film Review

| DEFENSIVE STATISTICS | | | | | | | | | | | SP. TEAMS | | | | | FUMBLES - LOST (13-8) | | | | |
|----------------------|-----|-----|-----|-------|------|-----|----|----|----|---|-----------|----|----|----|----|-----------------------|------|------|------|---|
| Name | TT | UT | A | S/ YL | Int/ | Yds | PD | FF | FR | | TT | UT | A | FF | FR | Own | | | | |
| | | | | | | | | | | | | | | | | No. | Lost | Rec. | O.B. | |
| Mike Vrabel | 71 | 50 | 21 | 2.5 | 14.0 | 2 | 23 | 4 | - | - | 3 | 2 | 1 | - | - | Tom Brady | 3 | 2 | 0 | 0 |
| Vince Wilfork | 59 | 29 | 30 | 0.5 | 4.0 | - | - | - | - | 1 | 0 | 0 | 0 | - | - | Kevin Faulk | 2 | 2 | 0 | 0 |
| Rosevelt Colvin | 47 | 30 | 17 | 2.5 | 23.0 | - | - | 2 | 2 | 1 | 0 | 0 | 0 | - | - | Corey Dillon | 1 | 1 | 0 | 0 |
| Ty Warren | 46 | 24 | 22 | - | - | - | - | 1 | - | - | 0 | 0 | 0 | - | - | Doug Flutie | 1 | 1 | 0 | 0 |
| Monty Beisel | 45 | 25 | 20 | 1.0 | 2.0 | - | - | 1 | 1 | - | 4 | 3 | 1 | - | - | Benjamin Watson | 1 | 1 | 0 | 0 |
| Eugene Wilson | 44 | 26 | 18 | - | - | - | - | 6 | - | 1 | 4 | 3 | 1 | - | - | Patrick Pass | 1 | 1 | 0 | 0 |
| Chad Brown | 43 | 29 | 14 | - | - | - | - | - | - | - | 1 | 1 | 0 | - | - | Daniel Graham | 1 | 0 | 1 | 0 |
| Jarvis Green | 41 | 23 | 18 | 1.5 | 14.0 | - | - | - | 1 | - | 0 | 0 | 0 | - | - | Ellis Hobbs | 1 | 0 | 1 | 0 |
| Willie McGinest | 39 | 32 | 7 | 2.5 | 13.0 | - | - | 3 | - | - | 0 | 0 | 0 | - | - | Bethel Johnson | 1 | 0 | 1 | 0 |
| Richard Seymour | 39 | 21 | 18 | 2.0 | 17.0 | - | - | 3 | - | - | 0 | 0 | 0 | - | - | Tim Dwight | 1 | 0 | 1 | 0 |
| Asante Samuel | 34 | 24 | 10 | - | - | 1 | 0 | 13 | - | - | 0 | 0 | 0 | - | - | Tom Ashworth | 0 | 0 | 1 | 0 |
| Duane Starks | 26 | 18 | 8 | - | - | - | - | 5 | - | - | 0 | 0 | 0 | - | - | Totals | 13 | 8 | 5 | 0 |
| Tedy Bruschi | 25 | 10 | 15 | - | - | - | - | 2 | - | - | 1 | 0 | 1 | - | - | BLOCKED KICKS | | | | |
| Guss Scott | 19 | 16 | 3 | - | - | - | - | - | - | - | 5 | 2 | 3 | - | - | XP | FG | P | | |
| Rodney Harrison | 16 | 7 | 9 | - | - | - | - | 1 | - | - | 3 | 2 | 1 | - | - | Totals | 0 | 0 | 0 | |
| Michael Stone | 14 | 11 | 3 | - | - | - | - | - | - | - | 5 | 1 | 4 | - | - | MISC. OFFENSIVE STATS | | | | |
| Ellis Hobbs | 14 | 7 | 7 | - | - | 1 | 8 | 5 | - | 2 | 3 | 1 | 2 | - | - | Tkl | Ast | FF | FR | |
| Randall Gay | 11 | 10 | 1 | - | - | - | - | 1 | - | - | 3 | 2 | 1 | - | - | Deion Branch | 2 | 0 | 0 | 0 |
| Mike Wright | 10 | 6 | 4 | - | - | - | - | - | - | - | 0 | 0 | 0 | - | - | Troy Brown | 1 | 0 | 0 | 0 |
| Arturo Freeman | 8 | 5 | 3 | - | - | - | - | - | - | - | 0 | 0 | 0 | - | - | Heath Evans | 1 | 0 | 0 | 0 |
| Dan Klecko | 4 | 4 | 0 | 0.5 | 4.0 | - | - | - | - | - | 1 | 0 | 1 | - | - | Benjamin Watson | 1 | 0 | 0 | 0 |
| Hank Poteat | 4 | 4 | 0 | - | - | - | - | - | - | - | 0 | 0 | 0 | - | - | Matt Light | 1 | 0 | 0 | 0 |
| James Sanders | 3 | 3 | 0 | - | - | - | - | - | - | - | 1 | 0 | 1 | - | - | Logan Mankins | 1 | 0 | 0 | 0 |
| Marquise Hill | 3 | 2 | 1 | - | - | - | - | - | - | - | 0 | 0 | 0 | - | - | Daniel Graham | 1 | 0 | 0 | 0 |
| Chad Scott | 2 | 2 | 0 | - | - | - | - | - | - | - | 0 | 0 | 0 | - | - | Stephen Neal | 1 | 0 | 0 | 0 |
| Matt Chatham | 2 | 0 | 2 | - | - | - | - | - | - | - | 9 | 2 | 7 | - | - | Kevin Faulk | 1 | 0 | 0 | 0 |
| Tyrone Poole | 1 | 1 | 0 | - | - | - | - | - | - | - | 0 | 0 | 0 | - | - | Dan Koppen | 1 | 0 | 0 | 0 |
| Don Davis | 0 | 0 | 0 | - | - | - | - | - | - | - | 16 | 2 | 14 | - | - | Totals | 11 | 0 | 0 | 0 |
| Larry Izzo | 0 | 0 | 0 | - | - | - | - | - | - | - | 8 | 7 | 1 | - | - | | | | | |
| Tully Banta-Cain | 0 | 0 | 0 | - | - | - | - | - | - | - | 7 | 2 | 5 | - | - | | | | | |
| Bethel Johnson | 0 | 0 | 0 | - | - | - | - | - | - | - | 6 | 5 | 1 | - | 1 | | | | | |
| Patrick Pass | 0 | 0 | 0 | - | - | - | - | - | - | - | 5 | 4 | 1 | - | - | | | | | |
| Wesly Mallard | 0 | 0 | 0 | - | - | - | - | - | - | - | 3 | 2 | 1 | - | - | | | | | |
| Lonie Paxton | 0 | 0 | 0 | - | - | - | - | - | - | - | 2 | 0 | 2 | - | - | | | | | |
| Benjamin Watson | 0 | 0 | 0 | - | - | - | - | - | - | - | 1 | 1 | 0 | - | - | | | | | |
| Daniel Graham | 0 | 0 | 0 | - | - | - | - | - | - | - | 1 | 1 | 0 | - | - | | | | | |
| Tim Dwight | 0 | 0 | 0 | - | - | - | - | - | - | - | 0 | 0 | 0 | - | 1 | | | | | |
| Totals | 670 | 419 | 251 | 13.0 | 91.0 | 4 | 31 | 47 | 4 | 5 | 92 | 43 | 49 | 0 | 2 | | | | | |

LEGEND

| | |
|------------------------------------|------------------------------------|
| TT- Total Tackles | PD- Pass Defensed |
| UT- Unassisted Tackles | FF- Forced Fumbles |
| A- Assists | FR- Fumbles Recovered |
| S/Yds- Sacks/Yards Lost | Tack. T.O. - Tackles off Turnovers |
| I/Ret.- Interceptions/Return Yards | O.B. - Out of Bounds |



THREE-TIME SUPER BOWL CHAMPIONS





How The 2005 Patriots Were Built

| YEAR | DRAFTEES (27) | AS OF NOVEMBER 14, 2005 VETERAN FREE AGENTS (16) | WAIVERS (1) / TRADES (2) | ROOKIE AND FIRST-YEAR FREE AGENTS (7) |
|------|---|---|--|--|
| 1993 | Troy Brown (8) | | | |
| 1994 | Willie McGinest (1) | | | |
| 1995 | | | | |
| 1996 | Tedy Bruschi (3) | | | Adam Vinatieri (fa) |
| 1997 | | | | |
| 1998 | | | | |
| 1999 | Kevin Faulk (2) | | | |
| 2000 | Tom Brady (6b) Patrick Pass (7b) | | Matt Chatham (fa) (cw-STL) | Lonie Paxton (fa) |
| 2001 | Richard Seymour (1) Matt Light (2) | Larry Izzo (fa) (MIA) Mike Vrabel (3) (PIT) | | Tom Ashworth (fa) Stephen Neal (fa) |
| 2002 | Daniel Graham (1) Deion Branch (2) Jarvis Green (4b) David Givens (7b) | Christian Fauria (2) (SEA) | | Russ Hochstein (5) |
| 2003 | Ty Warren (1) Eugene Wilson (2a) Bethel Johnson (2b) Dan Klecko (D4a) Asante Samuel (4b) Dan Koppen (5) Tully Banta-Cain (7b) | Rosevelt Colvin (4) (CHI) Don Davis (fa) (STL) Brandon Gorin (7) (SD) | | |
| 2004 | Vince Wilfork (1a) Benjamin Watson (1b) Marquise Hill (2) | Josh Miller (fa) (PIT) Billy Yates (fa) (MIA) | Corey Dillon (2) (tr-CIN) | Randall Gay (fa) |
| 2005 | Logan Mankins (1) Ellis Hobbs (3a) Nick Kaczur (3b) James Sanders (4) Matt Cassel (7a) | Monty Beisel (4) (KC) Chad Brown (2) (SEA) Michael Cloud (2) (NYG) Tim Dwight (4) (SD) Heath Evans (3) (MIA) Doug Flutie (11) (SD) Hank Poteat (3) (PIT) Michael Stone (2) (STL) | Andre' Davis (2) (tr-CLV) | Mike Wright (fa) |
| | | | INJURED RESERVE (7) Ryan Claridge (D5-05) Rodney Harrison (FA-03) Michael McGrew (FA-05) Tyrone Poole (FA-03) Chad Scott (FA-05) Guss Scott (D3-04) Duane Starks (TR-05) | |

^ Restricted Free Agent

(#) - indicates round drafted

(fa) - indicates non-drafted free agents



THREE-TIME SUPER BOWL CHAMPIONS





UNOFFICIAL 2005 DEPTH CHART

Unofficial depth chart compiled by Patriots Media Relations, November 14, 2005

OFFENSE

| | | |
|--|------------------------------|----------------------------------|
| WR: 83 Deion Branch (9/9/0/0) | 86 Tim Dwight (9/0/0/0) | 81 Bethel Johnson (7/1/0/2) |
| LT: <u>77 Nick Kaczur (9/6/0/0)</u> | 76 Brandon Gorin (5/1/1/3) | 72 Matt Light (3/3/0/6)* |
| LG: <u>70 Logan Mankins (9/9/0/0)</u> | 71 Russ Hochstein (9/0/0/0) | |
| C: 67 Dan Koppen (9/9/0/0) | 71 Russ Hochstein (9/0/0/0) | |
| RG: 61 Stephen Neal (9/9/0/0) | 74 Billy Yates (1/0/0/0) | |
| RT: 68 Tom Ashworth (8/8/0/1)* | 76 Brandon Gorin (5/1/1/3) | |
| TE: 82 Daniel Graham (8/8/0/1)* | 84 Benjamin Watson (9/5/0/0) | 88 Christian Fauria (9/5/0/0) |
| WR: 87 David Givens (8/6/0/1)* | 80 Troy Brown (7/1/0/2) | 18 Andre' Davis (2/0/0/4) |
| QB: 12 Tom Brady (9/9/0/0) | 2 Doug Flutie (1/0/8/0) | <u>16 Matt Cassel (1/0/0/8)*</u> |
| RB: 28 Corey Dillon (8/7/1/0) | 34 Michael Cloud (2/0/0/0) | 33 Kevin Faulk (3/0/0/6)* |
| FB: 35 Patrick Pass (7/3/0/2)* | 44 Heath Evans (2/0/0/0) | |

DEFENSE

| | | |
|---|-----------------------------------|---------------------------|
| LE: 94 Ty Warren (9/9/0/0) | 91 Marquise Hill (5/0/0/4)* | |
| NT: 75 Vince Wilfork (9/9/0/0) | <u>99 Mike Wright (8/0/1/0)</u> | 90 Dan Klecko (7/0/0/2) |
| RE: 93 Richard Seymour (5/5/0/4) | 97 Jarvis Green (9/5/0/0) | |
| OLB: 59 Roosevelt Colvin (9/4/0/0) | 50 Mike Vrabel (9/9/0/0) | 58 Matt Chatham (8/0/0/1) |
| ILB: 54 Tedy Bruschi (3/3/0/0) | 52 Monty Beisel (9/6/0/0) | 53 Larry Izzo (9/0/0/0) |
| ILB: 50 Mike Vrabel (9/9/0/0) | 98 Chad Brown (8/5/0/1) | 51 Don Davis (9/0/0/0) |
| OLB: 55 Willie McGinest (9/9/0/0) | 95 Tully Banta-Cain (7/0/0/2) | |
| LCB: 22 Asante Samuel (9/9/0/0) | 32 Hank Poteat (3/0/0/0) | |
| RCB: <u>27 Ellis Hobbs (9/1/0/0)</u> | 21 Randall Gay (5/2/0/4) | |
| SS: 24 Michael Stone (6/1/0/0) | <u>36 James Sanders (3/1/0/6)</u> | 21 Randall Gay (5/2/0/4) |
| FS: 26 Eugene Wilson (9/9/0/0) | <u>36 James Sanders (3/1/0/6)</u> | |

SPECIAL TEAMS

| | |
|--|---------------------------------|
| K: 4 Adam Vinatieri (9/0/0/0) | 8 Josh Miller (9/0/0/0) |
| P: 8 Josh Miller (9/0/0/0) | 4 Adam Vinatieri (9/0/0/0) |
| H: 8 Josh Miller (9/0/0/0) | 12 Tom Brady (9/9/0/0) |
| PR: 86 Tim Dwight (9/0/0/0) | 80 Troy Brown (7/1/0/2) |
| KR: 81 Bethel Johnson (7/1/0/2) | <u>27 Ellis Hobbs (9/1/0/0)</u> |
| LS: 66 Lonie Paxton (9/0/0/0) | 71 Russ Hochstein (9/0/0/0) |

*- Player was inactive for last week's game
Rookie and first-year players are underlined

PATRIOTS PRONUNCIATION GUIDE

| | | | |
|------------------------|------------|----------------------|-------------|
| Monty Beisel..... | BYE-sull | Bethel Johnson | BETH-ull |
| Matt Cassel | CASTLE | Nick Kaczur | KÄ-zur |
| Christian Fauria | FOUR-ee-ay | Dan Koppen..... | COPE-en |
| Marquise Hill | mar-KEESE | Adam Vinatieri | vin-a-TERRY |
| Russ Hochstein..... | HOKE-stine | | |



THREE-TIME SUPER BOWL CHAMPIONS





2005 ALPHABETICAL ROSTER

November 14, 2005

| # | NAME | POS | HT | WT | BORN | YR | COLLEGE | H.S. HOMETOWN |
|----|-------------------|-----|------|-----|----------|----|-----------------------|------------------------|
| 68 | Ashworth, Tom | T | 6-6 | 305 | 10/10/77 | 4 | Colorado | Englewood, Colo. |
| 95 | Banta-Cain, Tully | LB | 6-2 | 250 | 08/28/80 | 3 | California | Sunnyvale, Calif. |
| 52 | Beisel, Monty | LB | 6-3 | 238 | 08/20/78 | 5 | Kansas State | Douglass, Kan. |
| 12 | Brady, Tom | QB | 6-4 | 225 | 08/03/77 | 6 | Michigan | San Mateo, Calif. |
| 83 | Branch, Deion | WR | 5-9 | 193 | 07/18/79 | 4 | Louisville | Albany, Ga. |
| 98 | Brown, Chad | LB | 6-2 | 245 | 07/12/70 | 13 | Colorado | Altadena, Calif. |
| 80 | Brown, Troy | WR | 5-10 | 196 | 07/02/71 | 13 | Marshall | Blackville, S.C. |
| 54 | Bruschi, Tedy | LB | 6-1 | 247 | 06/09/73 | 10 | Arizona | Roseville, Calif. |
| 16 | Cassel, Matt | QB | 6-4 | 222 | 05/17/82 | R | Southern California | Northridge, Calif. |
| 58 | Chatham, Matt | LB | 6-4 | 250 | 06/28/77 | 6 | South Dakota | Sioux City, Iowa |
| 34 | Cloud, Michael | RB | 5-10 | 205 | 07/01/75 | 7 | Boston College | Portsmouth, R.I. |
| 59 | Colvin, Rosevelt | LB | 6-3 | 250 | 09/05/77 | 7 | Purdue | Indianapolis, Ind. |
| 18 | Davis, Andre' | WR | 6-1 | 195 | 06/12/79 | 4 | Virginia Tech | Niskayuna, N.Y. |
| 51 | Davis, Don | LB | 6-1 | 235 | 12/17/72 | 10 | Kansas | Olathe, Kan. |
| 28 | Dillon, Corey | RB | 6-1 | 225 | 10/24/74 | 9 | Washington | Seattle, Wash. |
| 86 | Dwight, Tim | WR | 5-8 | 180 | 07/13/75 | 8 | Iowa | Iowa City, Iowa |
| 44 | Evans, Heath | FB | 6-0 | 250 | 12/30/78 | 5 | Auburn | West Palm Beach, Fla. |
| 33 | Faulk, Kevin | RB | 5-8 | 202 | 06/05/76 | 7 | Louisiana State | Carencro, La. |
| 88 | Fauria, Christian | TE | 6-4 | 250 | 09/22/71 | 11 | Colorado | Encino, Calif. |
| 2 | Flutie, Doug | QB | 5-10 | 180 | 10/23/62 | 12 | Boston College | Natick, Mass. |
| 21 | Gay, Randall | CB | 5-11 | 186 | 05/05/82 | 2 | Louisiana State | Brusly, La. |
| 87 | Givens, David | WR | 6-0 | 215 | 08/16/80 | 4 | Notre Dame | Humble, Texas |
| 76 | Gorin, Brandon | T | 6-6 | 308 | 07/17/78 | 4 | Purdue | Muncie, Ind. |
| 82 | Graham, Daniel | TE | 6-3 | 257 | 11/16/78 | 4 | Colorado | Denver, Colo. |
| 97 | Green, Jarvis | DL | 6-3 | 290 | 01/12/79 | 4 | Louisiana State | Donaldsonville, La. |
| 91 | Hill, Marquise | DE | 6-6 | 300 | 08/07/82 | 2 | Louisiana State | New Orleans, La. |
| 27 | Hobbs, Ellis | CB | 5-9 | 188 | 05/16/83 | R | Iowa State | DeSoto, Texas |
| 71 | Hochstein, Russ | G | 6-4 | 305 | 10/07/77 | 5 | Nebraska | Hartington, Neb. |
| 53 | Izzo, Larry | LB | 5-10 | 228 | 09/26/74 | 10 | Rice | Houston, Texas |
| 81 | Johnson, Bethel | WR | 5-11 | 200 | 02/11/79 | 3 | Texas A&M | Corsicana, Texas |
| 77 | Kaczur, Nick | T | 6-4 | 319 | 07/28/79 | R | Toledo | Brantford, Ontario |
| 90 | Klecko, Dan | DL | 5-11 | 275 | 01/12/81 | 3 | Temple | Colts Neck, N.J. |
| 67 | Koppen, Dan | C | 6-2 | 296 | 09/12/79 | 3 | Boston College | Whitehall, Pa. |
| 72 | Light, Matt | T | 6-4 | 305 | 06/23/78 | 5 | Purdue | Greenville, Ohio |
| 70 | Mankins, Logan | OL | 6-4 | 307 | 03/10/82 | R | Fresno State | Catheys Valley, Calif. |
| 55 | McGinest, Willie | LB | 6-5 | 270 | 12/11/71 | 12 | Southern California | Long Beach, Calif. |
| 8 | Miller, Josh | P | 6-4 | 225 | 07/14/70 | 10 | Arizona | Rockaway, N.Y. |
| 61 | Neal, Stephen | G | 6-4 | 305 | 10/09/76 | 4 | Cal State-Bakersfield | San Diego, Calif. |
| 35 | Pass, Patrick | FB | 5-10 | 217 | 12/31/77 | 6 | Georgia | Tucker, Ga. |
| 66 | Paxton, Lonie | LS | 6-2 | 260 | 03/13/78 | 6 | Sacramento State | Corona, Calif. |
| 32 | Poteat, Hank | CB | 5-10 | 192 | 08/30/77 | 4 | Pittsburgh | Harrisburg, Pa. |
| 22 | Samuel, Asante | CB | 5-10 | 185 | 01/06/81 | 3 | Central Florida | Ft. Lauderdale, Fla. |
| 36 | Sanders, James | S | 5-10 | 207 | 11/11/83 | R | Fresno State | Porterville, Calif. |
| 93 | Seymour, Richard | DL | 6-6 | 310 | 10/06/79 | 5 | Georgia | Gadsden, S.C. |
| 24 | Stone, Michael | S | 6-0 | 201 | 02/13/78 | 5 | Memphis | Southfield, Mich. |
| 4 | Vinatieri, Adam | K | 6-0 | 202 | 12/28/72 | 10 | South Dakota State | Rapid City, S.D. |
| 50 | Vrabel, Mike | LB | 6-4 | 261 | 08/14/75 | 9 | Ohio State | Akron, Ohio |
| 94 | Warren, Ty | DL | 6-5 | 300 | 02/06/81 | 3 | Texas A&M | Bryan, Texas |
| 84 | Watson, Benjamin | TE | 6-3 | 253 | 12/18/80 | 2 | Georgia | Rock Hill, S.C. |
| 75 | Wilfork, Vince | DL | 6-2 | 325 | 11/04/81 | 2 | Miami (Fla.) | Boynton Beach, Fla. |
| 26 | Wilson, Eugene | DB | 5-10 | 195 | 08/17/80 | 3 | Illinois | Merrillville, Ind. |
| 99 | Wright, Mike | DL | 6-4 | 295 | 03/01/82 | R | Cincinnati | Cincinnati, Ohio |
| 74 | Yates, Billy | G | 6-2 | 305 | 04/15/80 | 2 | Texas A&M | Fort Worth, Texas |

PRACTICE SQUAD

| | | | | | | | | |
|----|-------------------|----|------|-----|----------|---|-----------------|----------------------------|
| 49 | Alexander, Eric | LB | 6-2 | 240 | 02/08/82 | 2 | Louisiana State | Port Arthur, Texas |
| 65 | Britt, Wesley | T | 6-8 | 314 | 11/21/81 | R | Alabama | Cullman, Ala. |
| 13 | Childress, Bam | WR | 5-10 | 185 | 03/31/82 | R | Ohio State | Warrensville Heights, Ohio |
| 60 | Krug, Ryan | G | 6-4 | 304 | 06/07/82 | R | Connecticut | Pine Beach, N.J. |
| 14 | Sam, P.K. | WR | 6-3 | 210 | 02/26/83 | 2 | Florida State | Buford, Ga. |
| 92 | Thomas, Santonio | DL | 6-4 | 308 | 07/02/81 | R | Miami (Fla.) | Belle Glade, Fla. |
| 41 | Ventrone, Raymond | S | 5-10 | 200 | 10/21/82 | R | Villanova | Pittsburgh, Pa. |

HEAD COACH: BILL BELICHICK

ASSISTANTS: Joel Collier, Assistant Secondary; Brian Daboll, Wide Receivers; Ivan Fears, Running Backs; Pepper Johnson, Defensive Line; Eric Mangini, Defensive Coordinator; Pete Mangurian, Tight Ends; Josh McDaniels, Quarterbacks; Harold Nash, Assistant Strength and Conditioning; Matt Patricia, Assistant Offensive Line; Dean Pees, Linebackers; Dante Scarnecchia, Assistant Head Coach/Offensive Line; Brad Seely, Special Teams; Mike Woicik, Strength and Conditioning.



THREE-TIME SUPER BOWL CHAMPIONS





2005 NUMERICAL ROSTER

November 14, 2005

| # | NAME | POS | HT | WT | AGE | YR | COLLEGE | HOW ACQ. | P/S/D/I |
|----|------------------|-----|------|-----|-----|----|-----------------------|--------------|---------|
| 2 | Doug Flutie | QB | 5-10 | 180 | 43 | 12 | Boston College | FA (SD)-05 | 1/0/8/0 |
| 4 | Adam Vinatieri | K | 6-0 | 202 | 32 | 10 | South Dakota State | FA-96 | 9/0/0/0 |
| 8 | Josh Miller | P | 6-4 | 225 | 35 | 10 | Arizona | FA (PIT)-04 | 9/0/0/0 |
| 12 | Tom Brady | QB | 6-4 | 225 | 28 | 6 | Michigan | D6b-00 | 9/9/0/0 |
| 16 | Matt Cassel | QB | 6-4 | 222 | 23 | R | Southern California | D7a-05 | 1/0/0/8 |
| 18 | Andre' Davis | WR | 6-1 | 195 | 26 | 4 | Virginia Tech | TR (CLV)-05 | 2/0/0/4 |
| 21 | Randall Gay | CB | 5-11 | 186 | 23 | 2 | Louisiana State | FA-04 | 5/2/0/4 |
| 22 | Asante Samuel | CB | 5-10 | 185 | 24 | 3 | Central Florida | D4b-03 | 9/9/0/0 |
| 24 | Michael Stone | S | 6-0 | 201 | 27 | 5 | Memphis | FA (STL)-05 | 6/1/0/0 |
| 26 | Eugene Wilson | DB | 5-10 | 195 | 25 | 3 | Illinois | D2a-03 | 9/9/0/0 |
| 27 | Ellis Hobbs | CB | 5-9 | 188 | 22 | R | Iowa State | D3a-05 | 9/1/0/0 |
| 28 | Corey Dillon | RB | 6-1 | 225 | 31 | 9 | Washington | TR (CIN)-04 | 8/7/1/0 |
| 32 | Hank Poteat | CB | 5-10 | 192 | 28 | 4 | Pittsburgh | FA (CAR)-04 | 3/0/0/0 |
| 33 | Kevin Faulk | RB | 5-8 | 202 | 29 | 7 | Louisiana State | D2-99 | 3/0/0/6 |
| 34 | Michael Cloud | RB | 5-10 | 205 | 30 | 7 | Boston College | FA-05 | 2/0/0/0 |
| 35 | Patrick Pass | FB | 5-10 | 217 | 27 | 6 | Georgia | D7b-00 | 7/3/0/2 |
| 36 | James Sanders | S | 5-10 | 207 | 22 | R | Fresno State | D4-05 | 3/1/0/6 |
| 44 | Heath Evans | FB | 6-0 | 250 | 26 | 5 | Auburn | FA (MIA)-05 | 2/0/0/0 |
| 50 | Mike Vrabel | LB | 6-4 | 261 | 30 | 9 | Ohio State | UFA (PIT)-01 | 9/9/0/0 |
| 51 | Don Davis | LB | 6-1 | 235 | 32 | 10 | Kansas | UFA (STL)-03 | 9/0/0/0 |
| 52 | Monty Beisel | LB | 6-3 | 238 | 27 | 5 | Kansas State | UFA (KC)-05 | 9/5/0/0 |
| 53 | Larry Izzo | LB | 5-10 | 228 | 31 | 10 | Rice | UFA (MIA)-01 | 9/0/0/0 |
| 54 | Tedy Bruschi | LB | 6-1 | 247 | 32 | 10 | Arizona | D3-96 | 3/3/0/0 |
| 55 | Willie McGinest | LB | 6-5 | 270 | 33 | 12 | Southern California | D1-94 | 8/8/0/0 |
| 58 | Matt Chatham | LB | 6-4 | 250 | 27 | 6 | South Dakota | CW-00 | 8/0/0/1 |
| 59 | Rosevelt Colvin | LB | 6-3 | 250 | 28 | 7 | Purdue | UFA (CHI)-03 | 9/4/0/0 |
| 61 | Stephen Neal | G | 6-4 | 305 | 29 | 4 | Cal State-Bakersfield | FA-01 | 9/9/0/0 |
| 66 | Lonie Paxton | LS | 6-2 | 260 | 27 | 6 | Sacramento State | FA-00 | 9/0/0/0 |
| 67 | Dan Koppen | C | 6-2 | 296 | 26 | 3 | Boston College | D5-03 | 9/9/0/0 |
| 68 | Tom Ashworth | T | 6-6 | 305 | 28 | 4 | Colorado | FA-01 | 8/8/0/1 |
| 70 | Logan Mankins | OL | 6-4 | 307 | 23 | R | Fresno State | D1-05 | 9/9/0/0 |
| 71 | Russ Hochstein | G | 6-4 | 305 | 28 | 5 | Nebraska | FA-03 | 9/0/0/0 |
| 72 | Matt Light | T | 6-4 | 305 | 27 | 5 | Purdue | D2-01 | 3/3/0/6 |
| 74 | Billy Yates | G | 6-2 | 305 | 25 | 2 | Texas A&M | FA-05 | 1/0/0/0 |
| 75 | Vince Wilfork | DL | 6-2 | 325 | 25 | 2 | Miami (Fla.) | D1a-04 | 9/9/0/0 |
| 76 | Brandon Gorin | T | 6-6 | 308 | 27 | 4 | Purdue | FA-03 | 5/1/1/3 |
| 77 | Nick Kaczur | T | 6-4 | 319 | 26 | R | Toledo | D3b-05 | 9/6/0/0 |
| 80 | Troy Brown | WR | 5-10 | 196 | 34 | 13 | Marshall | D8-93 | 7/1/0/2 |
| 81 | Bethel Johnson | WR | 5-11 | 200 | 25 | 3 | Texas A&M | D2b-03 | 7/1/0/2 |
| 82 | Daniel Graham | TE | 6-3 | 257 | 26 | 4 | Colorado | D1-02 | 8/8/0/1 |
| 83 | Deion Branch | WR | 5-9 | 193 | 26 | 4 | Louisville | D2-02 | 9/9/0/0 |
| 84 | Benjamin Watson | TE | 6-3 | 253 | 29 | 2 | Georgia | D1b-04 | 9/5/0/0 |
| 86 | Tim Dwight | WR | 5-8 | 180 | 30 | 8 | Iowa | FA-05 | 9/0/0/0 |
| 87 | David Givens | WR | 6-0 | 215 | 25 | 4 | Notre Dame | D7b-02 | 8/6/0/1 |
| 88 | Christian Fauria | TE | 6-4 | 250 | 34 | 11 | Colorado | UFA (SEA)-02 | 9/5/0/0 |
| 90 | Dan Klecko | DL | 5-11 | 275 | 24 | 3 | Temple | D4a-03 | 7/0/0/2 |
| 91 | Marquise Hill | DE | 6-6 | 300 | 23 | 2 | Louisiana State | D2-04 | 5/0/0/4 |
| 93 | Richard Seymour | DL | 6-6 | 310 | 26 | 5 | Georgia | D1-01 | 5/5/0/4 |
| 94 | Ty Warren | DL | 6-5 | 300 | 24 | 3 | Texas A&M | D1-03 | 9/9/0/0 |
| 95 | Tully Banta-Cain | LB | 6-2 | 250 | 25 | 3 | California | D7b-03 | 7/0/0/2 |
| 97 | Jarvis Green | DL | 6-3 | 290 | 26 | 4 | Louisiana State | D4b-02 | 9/5/0/0 |
| 98 | Chad Brown | LB | 6-2 | 245 | 35 | 13 | Colorado | FA (SEA)-05 | 8/5/0/1 |
| 99 | Mike Wright | DL | 6-4 | 295 | 23 | R | Cincinnati | FA-05 | 8/0/1/0 |

RESERVE / INJURED

| | | | | | | | | | |
|----|-----------------|----|------|-----|----|----|-------------------|--------------|---------|
| 47 | Ryan Claridge | LB | 6-2 | 254 | 24 | R | Nevada-Las Vegas | D5-05 | -/-/-/- |
| 37 | Rodney Harrison | S | 6-1 | 220 | 32 | 12 | Western Illinois | FA (SD)-03 | 3/3/0/0 |
| 15 | Michael McGrew | WR | 6-2 | 201 | 23 | R | Virginia | FA-05 | -/-/-/- |
| 38 | Tyrone Poole | CB | 5-8 | 188 | 33 | 10 | Fort Valley State | UFA (DEN)-03 | 1/1/0/5 |
| 30 | Chad Scott | CB | 6-1 | 202 | 31 | 9 | Maryland | FA (PIT)-05 | 3/0/0/2 |
| 29 | Guss Scott | S | 5-10 | 205 | 23 | 2 | Florida | D3-04 | 5/2/0/1 |
| 23 | Duane Starks | CB | 5-10 | 174 | 31 | 8 | Miami (Fla.) | TR (ARZ)-05 | 7/6/0/1 |

HEAD COACH: BILL BELICHICK

ASSISTANTS: Joel Collier, Assistant Secondary; Brian Daboll, Wide Receivers; Ivan Fears, Running Backs; Pepper Johnson, Defensive Line; Eric Mangini, Defensive Coordinator; Pete Mangurian, Tight Ends; Josh McDaniels, Quarterbacks; Harold Nash, Assistant Strength and Conditioning; Matt Patricia, Assistant Offensive Line; Dean Pees, Linebackers; Dante Scarnecchia, Assistant Head Coach/Offensive Line; Brad Seely, Special Teams; Mike Woicik, Strength and Conditioning.

Ages as of Nov. 20, 2005



THREE-TIME SUPER BOWL CHAMPIONS





2005 TRANSACTIONS

MARCH, 2005

3/4 Duane Starks Acquired via Trade (ARZ)
 3/7 Pete Mangurian Named Tight Ends Coach
 Patrick Pass Re-Signed
 3/8 Stephen Neal Re-Signed
 3/13 Tim Dwight Signed
 3/15 Tom Ashworth Re-Signed
 3/22 Don Davis Re-Signed
 3/24 Ethan Kelley Re-Signed

APRIL, 2005

4/5 David Terrell Signed
 4/14 Monty Beisel Signed
 4/18 Wesly Mallard Signed
 4/23 Logan Mankins Drafted
 Ellis Hobbs Drafted
 Nick Kaczur Drafted
 4/24 James Sanders Drafted
 Ryan Claridge Drafted
 Matt Cassel Drafted
 Andy Stokes Drafted
 4/26 Chad Scott Signed
 4/29 Doug Flutie Signed
 DeCori Birmingham, Travis Conway, Kyle Eckel,
 Robbie Gould, Ryan Krug, Mike Lorenz, Matt Phillips,
 Andre Torrey, Raymond Ventrone and Mike Wright
 Signed as rookie free agents
 4/30 Earl Charles, Michael McGrew, Michael Rogers
 and Antonio Thomas Signed as rookie free agents
 Rhett Kopp Signed
 DeMarco McNeil Signed

MAY, 2005

5/2 Matt Phillips Released
 5/4 Keith Traylor Released
 5/6 Michael Rogers Released
 Mark Bartosic Released
 5/10 Chad Brown Signed
 5/12 Victor Leyva Signed
 5/18 Otis Smith Signed and placed on Res./Retired
 5/23 Troy Brown Re-Signed

JUNE, 2005

6/1 Lance Nimmo Released
 Chris Redman Released
 6/6 Antuan Edwards Signed
 6/9 Ike Charlton Released
 6/10 Andy Stokes Signed
 6/15 Travis Conway Released
 Mike Lorenz Released
 6/28 Bryan Anderson Signed
 Chad Morton Signed
 Matt Cassel Signed
 Ryan Claridge Signed

JULY, 2005

7/15 Scott Pioli Signed to a contract extension
 7/20 Nick Kaczur Signed
 James Sanders Signed
 7/22 Ellis Hobbs Signed
 DeCori Birmingham Released
 7/23 Earl Charles Released
 7/24 Bam Childress Signed
 DeMarco McNeil Released
 7/25 Logan Mankins Signed
 7/27 Michael McGrew Released
 7/28 Ted Johnson Retired
 Rich Musinski Signed
 Bryan Anderson, Tedy Bruschi, Tim Dwight,
 Chad Morton and Bethel Johnson
 Placed on PUP list
 Ethan Kelley Placed on NFI list
 7/29 Eugene Baker Signed
 Bryan Anderson Released
 7/31 Jason Anderson Signed

AUGUST, 2005

8/1 Tim Dwight Activated from PUP list
 Ethan Kelley Released
 Jake Schifino Released
 8/2 Mario Monds Signed
 8/3 Tom Sverchek Signed
 Rich Musinski Released
 8/5 Ricky Bryant Released
 8/8 Matt Brandt Signed
 Andy Stokes Released
 8/9 Matt Brandt Released
 8/14 Mario Monds Released
 8/15 Ifo Pili Signed
 Ryan Claridge Placed on Reserve / Injured
 8/21 Rhett Kopp Released
 8/22 Andre' Davis Acquired via Trade (CLV)
 8/24 Eugene Baker Released
 8/25 Antuan Edwards Released
 8/29 Rohan Davey, Cedric Cobbs
 and Dexter Reid Released
 8/30 Jason Anderson, Robbie Gould, Ryan Krug,
 Chad Morton, Ifo Pili, Hank Poteat
 and Antonio Thomas Released
 Bethel Johnson Activated from PUP list
 Michael McGrew Placed on Reserve / Injured

SEPTEMBER, 2005

9/3 Eric Alexander, Rodney Bailey, Kory Chapman, Bam
 Childress, Kyle Eckel, Joel Jacobs, Victor Leyva, Gene
 Mruczkowski, Jeff Roehl, P.K. Sam, Grant Steen, Tom
 Sverchek, David Terrell, Andre Torrey, Raymond
 Ventrone, Jed Weaver and Billy Yates
 Released
 9/4 Eric Alexander, Kory Chapman, Bam Childress, Ryan Krug,
 Jared Newberry, Raymond Ventrone and Billy Yates
 Signed to the Practice Squad
 9/5 Wesley Britt Signed to the Practice Squad
 9/7 Andre Torrey Signed to the Practice Squad
 Raymond Ventrone Released from Practice Squad
 9/8 P.K. Sam Signed to the Practice Squad
 Ryan Krug Released from Practice Squad
 9/9 Raymond Ventrone Signed to the Practice Squad
 Andre Torrey Released from Practice Squad
 9/21 Antonio Thomas Signed to the Practice Squad
 9/27 Rodney Harrison Placed on Reserve / Injured
 Wesly Mallard Released
 9/28 Gene Mruczkowski, Michael Stone
 and Amos Zereoue Signed
 Andre' Davis Released
 Ryan Krug Signed to the Practice Squad
 Jared Newberry Released from Practice Squad

OCTOBER, 2005

10/8 Eric Alexander Signed to the active roster
 Gene Mruczkowski Released
 10/11 Eric Alexander Released
 10/12 Arturo Freeman Signed
 Wesly Mallard Signed
 Chad Scott Placed on Reserve / Injured
 Eric Alexander Signed to the Practice Squad
 10/19 Andre' Davis Signed
 Hank Poteat Signed
 Guss Scott Placed on Reserve / Injured
 Wesly Mallard Released
 10/27 Tyrone Poole Placed on Reserve / Injured
 10/29 Tedy Bruschi Activated from Reserve / PUP

NOVEMBER, 2005

11/1 Heath Evans Signed
 Amos Zereoue Released
 11/4 Michael Cloud Signed
 Arturo Freeman Released
 11/10 Duane Starks Placed on Reserve / Injured
 11/12 Billy Yates Signed to Active Roster



THREE-TIME SUPER BOWL CHAMPIONS





PATRIOTS IN CONTEXT

THREE NFL TITLES OVER A FOUR-YEAR SPAN

| Team | Era | Champ. Seasons |
|-----------------------------|---------------------|-------------------------|
| New England Patriots | 2001-Present | 2001, 2003, 2004 |
| Dallas Cowboys | 1992-1995 | 1992, 1993, 1995 |
| Green Bay Packers | 1965-1967 | 1965, 1966, 1967 |
| Chicago Bears | 1940-1943 | 1940, 1941, 1943 |
| Green Bay Packers | 1929-1931 | 1929, 1930, 1931 |

NOTE: NFL Champions have been determined as follows – First-place team in the final standings (1920-32); Winner of the NFL championship game (1933-65); Winner of the Super Bowl (1966-present).

BACK-TO-BACK SUPER BOWL CHAMPIONS

| Team | Seasons | Championship Game Results |
|------|-----------|---|
| NE | 2003-2004 | Def. Carolina in Super Bowl XXXVIII, 32-29 Def. Philadelphia in Super Bowl XXXIX, 24-21 Def. Green Bay in Super Bowl XXXII, 31-24 |
| DEN | 1997-1998 | Def. Atlanta in Super Bowl XXXIII, 34-19 Def. Buffalo in Super Bowl XXVII, 52-17 |
| DAL | 1992-1993 | Def. Buffalo in Super Bowl XXVII, 30-13 Def. Cincinnati in Super Bowl XXIII, 20-16 |
| SF | 1988-1989 | Def. Denver in Super Bowl XXIV, 55-10 Def. Dallas in Super Bowl XIII, 35-31 |
| PIT | 1978-1979 | Def. L.A. Rams in Super Bowl XIV, 31-19 Def. Minnesota in Super Bowl IX, 16-6 |
| PIT | 1974-1975 | Def. Dallas in Super Bowl X, 21-17 Def. Washington in Super Bowl VII, 14-7 |
| MIA | 1972-1973 | Def. Minnesota in Super Bowl VIII, 24-7 Def. Kansas City in Super Bowl I, 35-10 |
| GB | 1966-1967 | Def. Oakland in Super Bowl II, 33-14 |

NOTE: There were eight back-to-back NFL champions in the pre-Super Bowl Era (1920-1965). In addition to those eight occurrences, Green Bay won three titles in a row from 1929-1931 and also won three consecutive titles from 1965-1967 (including the 1965 NFL championship game and the first two Super Bowls in 1966 and 1967). No team has won three consecutive Super Bowls.

ALL-TIME SUPER BOWL VICTORIES

| Team | Titles | Championship Seasons |
|-----------------------------------|----------|------------------------------|
| Dallas Cowboys..... | 5 | 1971, 1977, 1992, 1993, 1995 |
| San Francisco 49ers | 5 | 1981, 1984, 1988, 1989, 1994 |
| Pittsburgh Steelers | 4 | 1974, 1975, 1978, 1979 |
| New England Patriots | 3 | 2001, 2003, 2004 |
| Green Bay Packers | 3 | 1966, 1967, 1996 |
| Washington Redskins | 3 | 1982, 1987, 1991 |
| Oakland/L.A. Raiders..... | 3 | 1976, 1980, 1983 |
| Denver Broncos | 2 | 1997, 1998 |
| New York Giants | 2 | 1986, 1990 |
| Miami Dolphins | 2 | 1972, 1973 |

NOTE: Teams are sorted by most recent championship season

PRO FOOTBALL'S LONGEST WINNING STREAKS

Includes postseason games

| Wins | Team | Years | League |
|----------------|----------------------------------|---------------------|------------|
| 21..... | New England Patriots..... | 2003-04..... | NFL |
| 18..... | Denver Broncos..... | 1997-98 | NFL |
| 18..... | San Francisco 49ers..... | 1989-90 | NFL |
| 18..... | Miami Dolphins | 1972-73 | NFL |
| 18..... | Cleveland Browns | 1947-48 | AAFC |
| 18..... | Chicago Bears | 1941-42 | NFL |
| 18..... | Chicago Bears | 1933-34 | NFL |
| 17..... | Oakland Raiders | 1976-77 | NFL |

Includes teams from the NFL (1920-Present), All American Football Conference (1946-49) and American Football League (1960-69).

NFL'S ALL-TIME BEST SINGLE-SEASON RECORDS

(Regular-season and postseason only)

| Year | Team | Total | Reg | Post |
|-------------|-----------------|-------------|-------------|------------|
| 1985 | Bears | 18-1 | 15-1 | 3-0 |
| 1984 | 49ers | 18-1 | 15-1 | 3-0 |
| 1972 | Dolphins | 17-0 | 14-0 | 3-0 |
| 2004 | Patriots | 17-2 | 14-2 | 3-0 |
| 2003 | Patriots | 17-2 | 14-2 | 3-0 |
| 1998 | Broncos | 17-2 | 14-2 | 3-0 |
| 1991 | Redskins | 17-2 | 14-2 | 3-0 |
| 1989 | 49ers | 17-2 | 14-2 | 3-0 |
| 1986 | Giants | 17-2 | 14-2 | 3-0 |
| 1978 | Steelers | 17-2 | 14-2 | 3-0 |

CLOSEST SUPER BOWL GAMES

| Season | Game | Winner | Loser | Score | Margin |
|-------------|----------------|-------------|-------------------|--------------|----------|
| 1990 | XXV | NYG | BUF | 20-19 | 1 |
| 2004 | XXXIX | NE | PHI | 24-21 | 3 |
| 2003 | XXXVIII | NE | CAR | 32-29 | 3 |
| 2001 | XXXVI | NE | STL (Rams) | 20-17 | 3 |
| 1970 | V | BAL (Colts) | DAL | 16-13 | 3 |
| 1988 | XXIII | SF | CIN | 20-16 | 4 |
| 1978 | XIII | PIT | DAL | 35-31 | 4 |
| 1975 | X | PIT | DAL | 21-17 | 4 |

MOST VICTORIES IN A TWO-YEAR SPAN

Including regular-season and playoff games

| Team | Wins | Seasons | Year 1 | Year 2 | Record | Pct. |
|-----------|-----------|------------------|-------------|-------------|-------------|-------------|
| NE | 34 | 2003-2004 | 17-2 | 17-2 | 34-4 | .895 |
| DEN | 33 | 1997-1998 | 16-4 | 17-2 | 33-6 | .846 |
| MIA | 32 | 1972-1973 | 17-0 | 15-2 | 32-2 | .941 |
| CHI | 32 | 1985-1986 | 18-1 | 14-3 | 32-4 | .889 |
| SF | 32 | 1989-1990 | 17-2 | 15-3 | 32-5 | .865 |
| PIT | 32 | 1978-1979 | 17-2 | 15-4 | 32-6 | .842 |

ALL-TIME NFL POSTSEASON STANDINGS

(Minimum 10 Postseason Games, Since 1920)

| Team | W | L | Pct. |
|-----------------------------------|----------------|----------------|-------------|
| Green Bay Packers | 24..... | 14..... | .632 |
| New England Patriots | 16..... | 10..... | .615 |
| San Francisco 49ers | 25..... | 17..... | .595 |
| Washington Redskins..... | 22..... | 15..... | .595 |
| Dallas Cowboys..... | 32..... | 22..... | .593 |

NFL'S LONGEST POSTSEASON WINNING STREAKS

| Team | Consec. Wins | Seasons |
|-----------------------------------|----------------|----------------------|
| New England Patriots | 9 | 2001, 2003-04 |
| Green Bay Packers | 9 | 1961-62, 1965-67 |
| Denver Broncos..... | 7 | 1997-98 |
| Dallas Cowboys..... | 7 | 1992-94 |
| San Francisco 49ers | 7 | 1988-90 |
| Pittsburgh Steelers | 7 | 1974-76 |

ALL-TIME SUPER BOWL APPEARANCES

(Since 1966)

| Team | Conference | No. |
|-----------------------------------|----------------|----------|
| Dallas Cowboys..... | N | 8 |
| Denver Broncos..... | A | 6 |
| New England Patriots | A | 5 |
| Miami Dolphins | A | 5 |
| Pittsburgh Steelers | A | 5 |
| Oakland/L.A. Raiders | A | 5 |
| San Francisco 49ers | N | 5 |
| Washington Redskins..... | N | 5 |

SUPER BOWL APPEARANCES IN LAST 20 YRS

(Since 1985)

| Team | Conference | No. |
|-----------------------------------|----------------|----------|
| New England Patriots | A | 5 |
| Denver Broncos..... | A | 5 |
| Buffalo Bills..... | A | 4 |
| Dallas Cowboys..... | N | 3 |
| New York Giants | N | 3 |
| San Francisco 49ers | N | 3 |

SUPER BOWL APPEARANCES IN LAST 10 YRS

(Since 1995)

| Team | Conference | No. |
|-----------------------------------|----------------|----------|
| New England Patriots | A | 4 |
| Denver Broncos..... | A | 2 |
| Green Bay Packers | N | 2 |
| St. Louis Rams | N | 2 |



THREE-TIME SUPER BOWL CHAMPIONS





INSIDE THE NUMBERS

SECONDARY SITUATION

7

The number of different players who have started at safety for the Patriots this season (Eugene Wilson, Rodney Harrison, Guss Scott, Randall Gay, Arturo Freeman, James Sanders, Michael Stone).

5

The number of consecutive weeks that the Patriots have had a different starter at strong safety, heading into this week's game.

20

The number of different defensive backs who have seen time on the Patriots roster since the beginning of the 2004 season (not including LB Don Davis or WR Troy Brown, both of whom have seen action in the secondary since 2004).

13

The number of different defensive backs who have been on the Patriots roster in 2005.

10

The number of different players who have started in the secondary through nine games in 2005.

5

The number of defensive backs currently on injured reserve for the Patriots (Rodney Harrison, Tyrone Poole, Guss Scott, Chad Scott, Duane Starks).

TOM TERRIFIC

21

The number of passes Tom Brady has thrown for 25 yards or more this season, a mark that leads the NFL. Jake Delhomme (CAR) and Eli Manning (NYG) are tied for second with 20 passes of 25 yards or more.

2,560

The number of passing yards Brady has accumulated in 2005, leading the NFL (prior to the PHI-DAL game on Nov. 14).

94.9

Brady's passer rating in 2005, a mark that would eclipse his single-season career high (92.6) set in 2004.

93.4

The Patriots single-season record for highest passer rating in a season, set by Tony Eason in 1984.

4,551

The number of yards Brady is on pace to throw for in 2005, a number that would shatter his career high (3,764 yards) set in the 2002 season.

4,555

The Patriots single-season record for passing yardage, set by Drew Bledsoe in 1994.

BIG PLAYS

37

The number of plays the Patriots have run this season that have gained 20 yards or more, tying them with the Seattle Seahawks for the second most in the NFL (NYG, 38).

35

The number of passes the Patriots have completed that have gained 20 yards or more, a mark that is tied for the NFL lead with the Arizona Cardinals.

6

The number of touchdown passes of more than 30 yards that the Patriots have completed this season, a mark that is tied for eighth in the NFL.

5

The number of different receivers that have caught the Patriots' six big-play touchdown passes (Deion Branch, Tim Dwight, Daniel Graham, Bethel Johnson, Benjamin Watson).

2005 MILESTONES

1

The number of receptions needed by Troy Brown to reach 500 receptions for his career. The 13th-year Patriot enters this week's game with 499 career receptions and can join Stanley Morgan (534 receptions, 1977-89) as the only two players in team history to record 500 or more career catches.

16

The number of points needed by kicker Adam Vinatieri to become the Patriots' all-time leading scorer. His current career total is 1,115 points. Gino Cappelletti (1960-70) holds the franchise record with 1,130 points.

8

The number of receptions needed by Deion Branch to set a single-season career high. Branch enters this week's game with 50 receptions and set a career high with 57 receptions in 2003.

15

The number of receptions needed by David Givens to set a single-season career high. Givens enters this week's game with 42 receptions and set a career high with 56 receptions in 2004.

5.5

The number of sacks needed by Willie McGinest (74.5 sacks) to pass Julius Adams (79.5 sacks) for second place on the team's all-time sacks list.

MILLER TIME

46.4

The average distance traveled by Josh Miller's 48 punts this season, a mark that ranks third in the NFL and second in the AFC.

45.2

Miller's career high for single-season punting average, set in 1999 with the Pittsburgh Steelers.

39.6

The net average for Miller's punts (subtracting average return yardage from average punt distance), a mark that is tied for third in the NFL.

38.1

Miller's career high net average, set in 1999 with the Pittsburgh Steelers.

CONSECUTIVE STREAKS

153

Consecutive games in which Adam Vinatieri has played, establishing the second longest streak in team history. He trails only Raymond Clayborn's franchise record (161). Vinatieri has not missed a game in his 10-year career.

71

Consecutive games in which Tom Brady has started at quarterback, the longest consecutive starts streak on the team.

40

Consecutive games in which Dan Koppen has started at center, the second longest starting streak on the team.

31

Consecutive games in which Willie McGinest has started at outside linebacker, the longest consecutive starts streak on the Patriots defense.

252

Consecutive Patriots games televised locally, including preseason, regular-season and postseason games.

121

Consecutive sellouts in Foxborough, including preseason, regular-season and postseason games.

NOTE: All of the above streaks include regular-season games only, unless noted.



THREE-TIME SUPER BOWL CHAMPIONS

