



## PATRIOTS FACE N.Y. JETS IN HOME DIVISIONAL CLASH

## MEDIA SCHEDULE

## TUESDAY, NOVEMBER 29

Players Off – No Media Availability

## WEDNESDAY, NOVEMBER 30

10:45 – 11:10 a.m. Coach Belichick Press Conf.  
(in Media Workroom)

11:10 – 11:55 a.m. Open Locker Room

11:40 – 11:55 a.m. Tom Brady Media Availability

Approx. 12:30 p.m. Media Availability at Practice

2:00 – 2:15 p.m. Jets Player Conference Call

2:15 – 2:30 p.m. Herm Edwards Conference Call

## THURSDAY, DECEMBER 1

10:45 – 11:10 a.m. Coach Belichick Press Conf.  
(in Media Workroom)

11:10 – 11:55 a.m. Open Locker Room

Approx. 12:30 p.m. Media Availability at Practice

## FRIDAY, DECEMBER 2

10:30 – 11:00 a.m. Coach Belichick Press Conf.  
(in Media Workroom)

11:00 – 11:45 a.m. Open Locker Room

Approx. 12:00 p.m. Media Availability at Practice

## SATURDAY, DECEMBER 3

Team Walkthrough – No Media Availability

## SUNDAY, DECEMBER 4

4:15 p.m. Patriots vs. New York Jets

## 2005 PATRIOTS SCHEDULE

Thurs., Sept. 8	Oakland	W	30-20
Sun., Sept. 18	at Carolina	L	17-27
Sun., Sept. 25	at Pittsburgh	W	23-20
Sun., Oct. 2	San Diego	L	17-41
Sun., Oct. 9	at Atlanta	W	31-28
Sun., Oct. 16	at Denver	L	20-28
Sun., Oct. 23	BYE WEEK		
Sun., Oct. 30	Buffalo	W	21-16
Mon., Nov. 7	Indianapolis	L	21-40
Sun., Nov. 13	at Miami	W	23-16
Sun., Nov. 20	New Orleans	W	24-17
Sun., Nov. 27	at Kansas City	L	16-26
Sun., Dec. 4	N.Y. Jets	4:15	CBS
Sun., Dec. 11	at Buffalo	1:00	CBS
Sat., Dec. 17	Tampa Bay	1:30	Fox
Mon., Dec. 26	at N.Y. Jets	9:00	ABC
Sun., Jan. 1	Miami	1:00	CBS

## AFC EAST STANDINGS

Teams	W	L	T	Pct.	PF	PA
NEW ENGLAND.....	6	5	0	.545	243	279
Buffalo Bills.....	4	7	0	.364	161	223
Miami Dolphins.....	4	7	0	.364	195	217
New York Jets.....	2	9	0	.182	140	248

## NEW ENGLAND PATRIOTS (6-5) vs. NEW YORK JETS (2-9)

Sunday, December 4, 2005 ★ Gillette Stadium (68,756) ★ 4:15 p.m. EST

The Patriots return to Foxborough this week to host the New York Jets in an AFC East matchup. The game against the close geographical rivals begins a season-ending stretch during which four of the Patriots' final five games will be against divisional opponents.

## BROADCAST INFORMATION

**TELEVISION:** This week's game will be broadcast to a regional audience by CBS and can be seen in Boston on WBZ Channel 4. **Kevin Harlan** will handle play-by-play duties and will be joined by analyst **Randy Cross**.

**RADIO:** WBCN 104.1 FM is the flagship station for the Patriots Rock Radio Network. A complete listing of the network's 36 stations can be found in this press release. Play-by-play broadcaster **Gil Santos** is in his 29th season as the voice of the Patriots and will call the action along with Patriots Hall of Famer **Gino Cappelletti**. Santos and Cappelletti are celebrating their 22nd season as a broadcast tandem.

## PATRIOTS TO HONOR TED JOHNSON

The Patriots will honor three-time Super Bowl champion linebacker **Ted Johnson** during this week's game. Johnson was among a core group of players who helped the Patriots transition into one of the NFL's elite teams following Robert Kraft's purchase of the franchise in 1994. The middle linebacker spent his entire 10-year career in New England – a rarity during the salary cap era – and played in each of the four Super Bowls the Patriots have reached since Kraft bought the team. In the 10 seasons that Johnson spent in Foxborough, the Patriots compiled a 109-66 record, including a 12-3 playoff mark, while winning four AFC Championships and three Super Bowls. The former second-round choice in the 1995 NFL Draft played in 125 regular-season games and 14 playoff games with New England, amassing 865 career tackles, including 11.5 sacks, six forced fumbles and seven fumble recoveries. Last season, Johnson started 15 of 16 games and finished third on the team with 112 tackles, his highest tackle total in six years.

## MILESTONE ON THE HORIZON

**Adam Vinatieri** needs just six points to become the Patriots' all-time leading scorer, surpassing **Gino Cappelletti** on the Patriots all-time list. Entering this week's game against the Jets, Vinatieri has 1,125 career points, trailing Cappelletti's team-record of 1,130 points.

## DOMINANT IN DECEMBER

When the calendar turns to the 12th month, the weather may turn cold, but in recent years the Patriots have remained red hot. Since Bill Belichick took over as head coach in 2000, the Patriots have recorded a 15-5 (.750) record in games played in the month of December. New England has historically responded well to cold weather, compiling a 22-2 (.917) record since 1993 when the game-time temperature is below 35 degrees. The Patriots' December dominance has fit into the team's recent history of saving its best football for the end of the season. Since 2001, the Patriots have recorded a 41-7 (.854) record in games played after Nov. 1.

## PATRIOTS IN DECEMBER SINCE 2000

2000 .....	2-2	2003 .....	4-0
2001 .....	4-0	2004 .....	3-1
2002 .....	2-2	<b>TOTALS .....</b>	<b>15-5</b>

## MEDIA RELATIONS CONTACTS

**Stacey James**.....Exec. Director of Media Relations.....[staceyj@patriots.com](mailto:staceyj@patriots.com) ..508-384-9105  
**Casey O'Connell**...Asst. Director of Media Relations .....[caseyo@patriots.com](mailto:caseyo@patriots.com) ..508-384-9111  
**Michelle Murphy** ..Media Relations Coordinator.....[michelle@patriots.com](mailto:michelle@patriots.com) ..508-384-9119  
**Jared Puffer** ..... Media Relations Assistant.....[jaredp@patriots.com](mailto:jaredp@patriots.com) ..508-384-9195

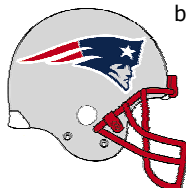





# PATRIOTS VS. JETS

## SERIES HISTORY

The Patriots and Jets will meet for the 91st time since the series between the AFC East rivals began in 1960. The Patriots have won four straight and six of the last seven games between the teams, including sweeps of the two games in each of the last two years. The Jets hold an overall edge in the series, but the Patriots lead the series 13-9 since Robert Kraft purchased the team in 1994.



The teams split the season series in 2001 and 2002, with all games being won by the visiting team in those years. With their 91st meeting this week, the Jets tie the Buffalo Bills as the most frequent opponent in Patriots history. New England's 42 victories over the Jets (including one playoff win) are the third most over any single opponent, trailing only Buffalo (50 all-time wins) and Indianapolis (43).

A complete listing of the first 90 games between the New England Patriots and the New York Jets can be found on page 363 of the 2005 Patriots Media Guide.

## SERIES BREAKDOWN

**New York 47, New England 41, 1 Tie**

(Not including New England 1, New York 0 in Playoffs)

### Home Record.....22-23-1

Record in Foxborough .....18-17

Gillette Stadium .....2-1

Foxboro Stadium .....16-16

Record in Boston .....4-5-1

B.U. Field .....2-1

Fenway Park.....1-2-1

B.C. Alumni Stadium .....1-1

Harvard Stadium.....0-1

Record in Birmingham, Alabama .....0-1

### Away Record .....19-25 (1-0 in playoffs)

Giants Stadium .....12-9 (1-0 playoffs)

Shea Stadium.....5-14

Polo Grounds.....2-2

Total Points.....Jets 1,975, Patriots 1,971

Longest winning streak .....6 games (12/4/94 - 9/14/97)

Longest losing streak .....9 games (12/17/66 - 11/22/70)

Seasonal Sweeps.....Jets 14 (most recent '00), Patriots 11 ('04)

Bill Belichick vs. N.Y. Jets .....7-5 (6-4 with New England)

Herm Edwards vs. New England .....2-6

## TALE OF THE TAPE

2005 Regular Season	New England	New York
Record	6-5	2-9
Divisional Standing	1st	4th
Total Yards Gained	3,825	2,737
Total Offense (Rank)	347.7 (11)	248.8 (29)
Rush Offense	83.5 (29)	80.3 (30)
Pass Offense	264.3 (4)	168.5 (27)
Points Per Game	22.1 (T-12)	12.7 (32)
Total Yards Allowed	4,249	3,415
Total Defense	386.3 (31)	310.5 (11)
Rush Defense	118.8 (21)	136.9 (30)
Pass Defense	267.5 (31)	173.5 (4)
Points Allowed/Game	25.4 (26)	22.5 (23)
Possession Avg.	27:51	26:31
Sacks Allowed/Yards Lost	20/158	35/238
Sacks Made/Yards	16/111	16/98
Interceptions By	5	13
Penalties Against/Yards	76/641	66/524
Punts/Avg.	57/45.8	51/44.4
Takeaway/Giveaway Ratio	-10	-9

## PATRIOTS-JETS QUICK HITS

- Only two players on the Jets' 53-man roster (RB Curtis Martin and FB Jerald Sowell) remain with the team from the time when Patriots head coach Bill Belichick served as New York's assistant head coach/secondary (1997-99). Three Jets currently on injured reserve were also with the team when Belichick was there (C Kevin Mawae, OT Jason Fabini and WR Wayne Chrebet).
- Two members of the Jets coaching staff are former Patriots players: defensive backs coach Corwin Brown (a Patriots safety from 1993-96) and assistant running backs/assistant special teams coach Sam Gash (a Patriots fullback from 1992-97).

## BEAST OF THE EAST

New England has won 12 of its last 13 divisional games and owns the best record among AFC East teams in division games since the beginning of the 2001 season (22-6). The New York Jets rank second with a 14-14 record and Miami is third with a 12-17 mark. Buffalo has a 10-19 record. In their last 25 divisional games, the Patriots are 21-4.

## PASSING PERFORMANCES

Tom Brady owns a 6-1 record against the Jets as a starting quarterback. Of the four quarterbacks on the Jets roster, Jay Fiedler (4-4) and Vinny Testaverde (5-8) have each started games against the Patriots in their careers. Jets signal callers Brooks Bollinger and Kliff Kingsbury have not played against the Patriots.

### Tom Brady vs. New York Jets (6-1 as a starter)

Date	A	C	Yd	%	TD	I	Rating	W/L	Score
09/23/01	10	5	46	.500	0	0	62.9	Did Not Start	
12/02/01	28	20	213	.714	0	0	93.3	W	17-16
09/15/02	35	25	269	.714	2	1	100.8	W	44-7
12/22/02	37	19	133	.514	1	1	57.6	L	17-30
09/21/03	25	15	181	.600	0	0	82.3	W	23-16
12/20/03	25	15	138	.600	2	0	101.8	W	21-16
10/24/04	29	20	230	.690	1	0	104.1	W	13-7
12/26/04	32	21	264	.656	2	0	112.0	W	23-7
<b>Totals</b>	<b>221</b>	<b>140</b>	<b>1475</b>	<b>.633</b>	<b>8</b>	<b>2</b>	<b>91.0</b>	<b>6-1</b>	

### Jay Fiedler vs. New England (4-4)

Date	A	C	Yd	%	TD	I	Rating	W/L	Score
09/24/00	24	12	153	.500	1	2	49.5	W	10-3
12/24/00	45	30	264	.667	1	0	89.5	W	27-24
10/07/01	21	11	87	.524	1	1	59.0	W	30-10
12/22/01	37	21	320	.568	1	0	94.4	L	13-20
10/06/02	27	17	190	.630	2	0	108.5	W	26-13
12/29/02	25	11	110	.440	1	0	70.4	L	24-27
10/19/03	35	20	230	.571	1	2	62.8	L	13-19
12/07/03	31	13	111	.419	0	2	25.1	L	0-12
<b>Totals</b>	<b>245</b>	<b>135</b>	<b>1465</b>	<b>.551</b>	<b>8</b>	<b>7</b>	<b>71.9</b>	<b>4-4</b>	

### Vinny Testaverde vs. New England (5-8 regular season, 1-0 playoffs)

Date	A	C	Yd	%	TD	I	Rating	W/L	Score
12/11/88	19	10	145	.526	1	1	73.4	L	7-10
12/19/93	31	21	297	.677	2	2	93.1	L	17-20 ot
01/01/95*	30	20	268	.667	1	0	106.0	W	20-13
09/03/95	29	20	254	.690	2	1	104.7	L	14-17
10/06/96	45	29	353	.644	3	1	101.4	L	38-46
10/19/98	32	22	294	.688	3	0	128.9	W	24-14
12/27/98	27	17	179	.630	4	1	106.3	W	31-10
09/12/99	15	10	96	.667	1	1	78.8	L	28-30
09/11/00	37	16	281	.432	3	1	85.5	W	20-19
10/15/00	23	15	139	.652	0	0	81.6	W	34-17
09/23/01	28	16	137	.571	0	0	70.1	W	10-3
12/02/01	32	18	172	.581	1	2	55.7	L	16-17
09/15/02	23	15	150	.652	1	1	80.0	L	7-44
09/21/03	43	25	264	.581	1	1	74.2	L	16-23
<b>Reg. Season</b>	<b>384</b>	<b>234</b>	<b>2761</b>	<b>.609</b>	<b>22</b>	<b>12</b>	<b>88.9</b>	<b>5-8</b>	
<b>Postseason</b>	<b>30</b>	<b>20</b>	<b>268</b>	<b>.677</b>	<b>1</b>	<b>0</b>	<b>106.0</b>	<b>1-0</b>	
<b>Totals</b>	<b>414</b>	<b>254</b>	<b>3029</b>	<b>.614</b>	<b>23</b>	<b>12</b>	<b>90.1</b>	<b>6-8</b>	



THREE-TIME SUPER BOWL CHAMPIONS





# PATRIOTS VS. JETS

## THE LAST MEETING: PATRIOTS 23, JETS 7

December 26, 2004 ★ Giants Stadium (Att: 77,975)

	1	2	3	4	Final
New England Patriots	0	13	3	7	— 23
New York Jets	0	0	0	7	— 7

The Patriots clinched a first-round playoff bye with a 23-7 victory over the New York Jets at Giants Stadium in East Rutherford, N.J. New England's all-around solid effort allowed it to score the game's first 23 points and hold on for a key late-season victory against its divisional foe.

Tom Brady turned in a top-notch performance, completing 12-of-32 passes for 264 yards and two touchdowns with no interceptions. Corey Dillon set a franchise record and a personal career high for single-season rushing yards, scampering for 89 yards on 29 carries. Deion Branch led all receivers with seven catches for 82 yards and a touchdown.

On defense, the Patriots forced three New York turnovers and held Curtis Martin, who entered the game as the NFL's leading rusher, to his lowest output of the season by far – just 33 yards on 13 carries. Tedy Bruschi and Eugene Wilson each came up with valuable interceptions, while Rosevelt Colvin notched a sack and a forced fumble.

The game began with a scoreless first quarter, as Bruschi's interception stood as a key play that snuffed out the Jets' initially effective opening drive. The Patriots were the first club to break onto the scoreboard, beginning the second quarter with a 15-play drive that chewed up 7:18 worth of clock time and ended with a 28-yard Adam Vinatieri field goal and a 3-0 Patriots lead. After the New England defense forced a New York punt, the Patriots wasted no time in extending their lead, as Brady directed an 86-yard drive that ended in a 16-yard touchdown catch by Daniel Graham and a 10-0 New England lead. After a three-and-out by the Jets, the Patriots scored on their third consecutive possession, using a 29-yard boot from Vinatieri to secure a 13-0 lead heading into halftime.

The teams exchanged punts to begin the second half before the Patriots embarked on a 79-yard scoring drive that ended in Vinatieri's third field goal of the day, a 26-yarder that gave New England a 16-0 lead with 43 seconds left in the third quarter. On the first play of the fourth quarter, the Patriots made a move to put the game away as Wilson intercepted a Chad Pennington pass and returned it to the Jets' 15-yard line. Four plays later, Brady found Deion Branch for a 6-yard touchdown and a 23-0 New England lead. With their backs against the wall, the Jets broke onto the scoreboard on their next possession, with Pennington

throwing the ball on all nine plays of a 67-yard touchdown drive that culminated in a 15-yard scoring grab by Santana Moss to make the score 23-7. But the New England defense did not allow the Jets to cut any further into the lead, stopping New York's final two possessions with a fourth-down stop and a forced fumble, securing the victory and a first-round bye in the 2004 AFC playoffs.

## THE LAST MEETING IN FOXBOROUGH: PATRIOTS 13, JETS 7

October 24, 2004 ★ Gillette Stadium (Att: 68,756)

	1	2	3	4	Final
New York Jets	0	7	0	0	— 7
New England Patriots	3	10	0	0	— 13

The New England Patriots notched their 21st consecutive victory, extending the professional football record they set against the Miami Dolphins on Oct. 10, 2004, and breaking the NFL record for consecutive regular-season victories (18).

The Patriots defense stepped up once again, holding the Jets to just seven points. The defense also held Jets running back Curtis Martin to 70 yards on the ground and receiver Santana Moss to just two catches for 12 yards on the day.

On the offensive side for the Patriots, Corey Dillon ran for 115 yards on 22 carries. David Givens led the way in receiving yardage with 107 yards on five receptions while Tom Brady connected on 20 of 29 passes for 230 yards.

The Patriots got on the board early when the offense marched 53 yards down the field on the opening possession of the game to set up Adam Vinatieri's 41-yard field goal to put the Patriots up 3-0. On the ensuing possession, the Jets made their way down to the Patriots 19-yard line, but a fumble by Jerald Sowell was recovered by Randall Gay to thwart the Jets' scoring threat. The Patriots took advantage of the turnover by orchestrating an 84-yard drive capped by Vinatieri's 27-yard field goal to give the Patriots a 6-0 lead.

On the next possession, Jets quarterback Chad Pennington completed seven passes for 54 yards, leading his team on a 78-yard drive ending with his 1-yard touchdown run to give the Jets a 7-6 lead. However, Brady and the Patriots quickly answered back, going into their two-minute offense with time ticking down in the second quarter. Brady took the Patriots 62 yards in 1:50 of clock time, striking Patten for a 7-yard touchdown to put the Patriots up 13-7.

The second half saw a defensive struggle as neither team could get on the board.

## SOLID DOWN THE STRETCH

Over the last four seasons, the Patriots have stepped things up a notch as the calendar has flipped to November. Since 2001, New England has done a remarkable job of finishing the season strong, compiling a 41-7 (.854) record after Nov. 1, including playoff games. In fact, since the 2003 season, the Patriots are 24-3 (.889) in games played in November or later, and New England has won 25 of its last 28 games post-Nov. 1. Their record in such games is the best in the NFL since 2001.

### PATRIOTS BEFORE AND AFTER NOV. 1, SINCE 2001

Season	Pre-11/1	Post-11/1	Totals
2001	3-4	11-1	14-5*
2002	3-4	6-3	9-7
2003	6-2	11-0	17-2*
2004	6-1	11-1	17-2*
2005	4-3	2-2	6-5
<b>Totals</b>	<b>22-14 (.611)</b>	<b>41-7 (.854)</b>	<b>63-21</b>

\*Includes Playoffs



### NFL'S BEST RECORDS AFTER NOVEMBER 1, SINCE 2001

Team	W	L	T	Pct.
New England Patriots	41	7	0	.854
Pittsburgh Steelers	32	13	1	.707
Philadelphia Eagles	36	15	0	.706
Green Bay Packers	30	16	0	.652
Indianapolis Colts	29	17	0	.630
St. Louis Rams	28	17	0	.622
Seattle Seahawks	25	18	0	.581
Tennessee Titans	24	18	0	.571
Kansas City Chiefs	21	18	0	.538
Baltimore Ravens	23	20	0	.535
Denver Broncos	20	18	0	.526
Tampa Bay Buccaneers	23	21	0	.523
New York Jets	24	22	0	.522
Atlanta Falcons	22	21	1	.511



THREE-TIME SUPER BOWL CHAMPIONS







# PATRIOTS VS. JETS

## CONNECTIONS

### FORMER PATRIOTS/JETS

- Patriots head coach **Bill Belichick** was the Jets' assistant head coach/secondary for three seasons (1997-99).
- As head coach of the Cleveland Browns, Belichick hired **Mike Tannenbaum** as a personnel intern. He is now the Jets' senior vice president/football operations and assistant general manager. Tannenbaum attended high school in Needham, Mass.
- Defensive line coach **Pepper Johnson** played for two seasons with the Jets before retiring in 1999. In his first season with the Jets, he was voted captain before the start of the regular season.
- Defensive coordinator **Eric Mangini** served as the Jets defensive assistant/quality control coach from 1997-99.
- Special teams coach **Brad Seely** held the same position with the Jets in 1994.
- Patriots Vice President of Player Personnel **Scott Pioli** was the director of pro personnel for the Jets from 1997-1999.
- Jets director of physical development **Markus Paul** was the Patriots' assistant strength and conditioning coach from 2000-04.
- Jets cornerback **Ty Law** was drafted by New England in the first round (23rd overall) of the 1995 NFL Draft and played for the Patriots from 1995-2004 and is tied with Raymond Clayborn for the club record with 36 career regular-season interceptions. Law set a club record with seven interceptions returned for touchdowns, including a 47-yard return for a score in Super Bowl XXXVI.
- Jets running back **Curtis Martin** was originally drafted by the Patriots in the third round (74th overall) of the 1995 NFL Draft and played for the Patriots from 1995-97. While with New England, Martin played on the same team as current Patriots **Troy Brown**, **Willie McGinest**, **Tedy Bruschi** and **Adam Vinatieri** in addition to Jets cornerback **Ty Law**. Additionally, Patriots Head Coach **Bill Belichick** was the Patriots' assistant head coach/secondary in 1996.
- Jets quarterback **Kliff Kingsbury** was drafted in the fifth round (201st overall) by the Patriots in the 2003 NFL Draft. Kingsbury spent the 2003 season with the Patriots on injured reserve and was released following 2004 training camp.
- Jets defensive backs coach **Corwin Brown** played safety for the Patriots from 1993-96.
- Jets assistant running backs/assistant special teams coach **Sam Gash** played fullback for the Patriots from 1992-97.
- Patriots linebacker **Don Davis** originally signed with the Jets as a rookie free agent in the spring of 1995.

### HOMETOWN OR COLLEGE TIES

- Patriots defensive lineman **Dan Klecko's** father, **Joe Klecko**, was a four-time Pro Bowl defensive tackle for the Jets from 1977-87. Dan Klecko grew up in New Jersey and attended Marlboro (N.J.) High School.
- Patriots punter **Josh Miller** attended high school in East Brunswick, N.J. and was born in Rockaway, N.Y.
- Jets guard **Pete Kendall** attended Boston College in Chestnut Hill, Mass.
- Jets assistant to the head coach/running backs coach **Dick Curiel** was the quarterbacks coach at Boston College from 1989-91.
- Jets offensive line coach **Doug Marrone** was the offensive line coach at Northeastern University in 1994.
- Jets quarterback **Jay Fiedler** attended Dartmouth College in Hanover, N.H.

### FORMER NFL TEAMMATES

- Jets quarterback **Vinny Testaverde** started 31 games at quarterback for the Cleveland Browns from 1993-95, when **Bill Belichick** was the team's head coach.
- Patriots linebacker **Monty Beisel** and Jets running back **Derrick Baylock** were teammates with the Kansas City Chiefs for four years from 2001-04. Beisel was Kansas City's fourth-round pick in the 2001 draft and Baylock was the Chiefs' fifth-round selection that season. Patriots running back **Michael Cloud** was also with the Chiefs in 2001 and 2002.
- Patriots special teams captain **Larry Izzo** and Jets quarterback **Jay Fiedler** were teammates while both were with the Miami Dolphins in 2000.
- Patriots wide receiver **Andre' Davis** and Jets linebacker **Barry Gardner** were teammates with the Cleveland Browns in 2003 and 2004.
- Patriots safety **Michael Stone** played for the Arizona Cardinals with Jets cornerback **David Barrett** and Jets guard **Pete Kendall** for three seasons from 2001-03.
- Patriots running back **Michael Cloud** and Jets defensive lineman **Lance Legree** were teammates with the New York Giants in 2004.
- Patriots quarterback **Doug Flutie** and Jets defensive lineman **Kenyatta Wright** were both members of the Buffalo Bills in 2000.
- Patriots special teams captain **Larry Izzo** played for the Miami Dolphins from 1996-2000, during which time Jets assistant head coach/special teams coordinator **Mike Westhoff** was the Dolphins' special teams coach. Izzo earned his first Pro Bowl berth under Westhoff's tutelage in 2000. Additionally, Jets offensive coordinator **Mike Heimerdinger** held the same position at Rice University during Izzo's freshman and sophomore seasons at Rice (1992-93), and Jets tight ends coach **John Zernhelt** was Rice's offensive line coach during those seasons.

### FORMER COLLEGE TEAMMATES

- Patriots nose tackle **Vince Wilfork** and Jets linebacker **Jonathan Vilma** were four-year teammates on the University of Miami defense from 2000-03.
- Patriots quarterback **Tom Brady**, Jets guard **Jonathan Goodwin**, Jets fullback **B.J. Askew** and Jets linebacker **Victor Hobson** were teammates at the University of Michigan in 1999.
- Patriots wide receiver **David Givens** and Jets defensive lineman **Lance Legree** were teammates at Notre Dame from 1998-2000.
- Patriots safety **Eugene Wilson** and Jets guard **Brandon Moore** were four-year teammates at the University of Illinois from 1999-2002.
- Patriots wide receiver **Deion Branch** and Jets rookie safety **Kerry Rhodes** were teammates at the University of Louisville in 2001.

### MILESTONES/MISC.

- Patriots cornerback **Asante Samuel** recorded his first career interception when he picked off Jets quarterback **Vinny Testaverde** and returned it 55 yards for the game-winning touchdown on Sept. 21, 2003.
- Patriots running back **Kevin Faulk** set a career-high with a 95-yard kickoff return vs. the Jets (11/15/99). It was the eighth longest return – and the longest non-scoring return – in franchise history.
- Patriots quarterback **Doug Flutie** played for the New Jersey Generals of the USFL in 1985 and played his home games at Giants Stadium, the home field of the Jets.



THREE-TIME SUPER BOWL CHAMPIONS





# LAST WEEK: CHIEFS 26, PATRIOTS 16

## CHIEFS 26, PATRIOTS 16

November 27, 2005 ★ Arrowhead Stadium (Att: 78,025)

	1	2	3	4	Final
New England Patriots	0	3	7	6	— 16
Kansas City Chiefs	7	12	7	0	— 26

## 500th RECEPTION FOR TROY BROWN

With a 25-yard catch in the second quarter, Troy Brown recorded his 500th career reception, becoming just the second player in Patriots history to achieve the feat. Brown, a 13th-year veteran and former eighth-round selection in the 1993 NFL Draft, joins Stanley Morgan in the exclusive club. Morgan is the franchise's all-time leading receiver and recorded 534 career receptions for the club from 1977-89. Brown's career total of 500 receptions ranks second in franchise history. Additionally, Brown's 5,842 receiving yards rank second in franchise history, trailing only Morgan's franchise-record 10,352 yards.

## DOUBLE MEANING

The throw that produced Troy Brown's 500th career reception also marked a milestone of sorts for quarterback Tom Brady. That 25-yard completion moved Brady into third place on the Patriots' all-time passing yardage list, passing Vito "Babe" Parilli's total of 16,747 yards. Brady entered the game with 16,707 yards and finished it with 16,995 yards. He now trails only Drew Bledsoe (29,657) and Steve Grogan (26,886) in franchise history.

## NEON DEION

Deion Branch has set a new single-season career high, finishing the Chiefs game with a total of 60 receptions for the 2005 season. Branch's previous career high was 57 receptions, set in 2003. Branch passed that mark with his 58th reception of the year, a 16-yard grab that helped set up Christian Fauria's 1-yard touchdown catch three plays later. Branch's 60 receptions are the most by a Patriot since 2002, when Troy Brown grabbed 97 passes and David Patten caught 61 balls.

## MILESTONE MAN

Tom Brady has 3,030 passing yards in 2005, giving him his fourth consecutive 3,000-yard season. Drew Bledsoe holds the team record with seven straight 3,000-yard seasons (1994-2000). Brady and Bledsoe are the only two players in team history to put together back-to-back 3,000-yard campaigns. Brady reached the 3,000-yard mark with a 10-yard completion to Heath Evans in the fourth quarter against the Chiefs, a play that gave Brady exactly 3,000 yards on the year. Brady's 3,030 yards through 11 games puts him on pace to total 4,407 yards this season, a number that could challenge Bledsoe's team-record 4,555 yards, set in 1994.

## TOUCHDOWN RUN FOR PASS

Patrick Pass scored his third rushing touchdown of the season on a 1-yard run in the third quarter that cut Kansas City's lead to 26-10. The score was Pass' fourth overall career touchdown, with his three scores from this season joining a 23-yard touchdown reception on Dec. 22, 2001 against Miami at Foxboro Stadium. Pass scored his first career rushing touchdown on a 6-yard run on Oct. 9, 2005 at Atlanta. Pass also scored on an 8-yard run the following week at Denver (Oct. 16).

## CHRISTIAN SCORIA

Tight end Christian Fauria scored his first touchdown of the season on a 1-yard reception from Tom Brady in the fourth quarter that cut Kansas City's lead to 26-16. The touchdown was the 19th of Fauria's 11-year career and his 12th since joining the Patriots prior to the 2002 season.

## BELICHICK'S 100th GAME IN NEW ENGLAND

The game against the Chiefs marked Head Coach Bill Belichick's 100th overall game (including playoffs) since becoming head coach of the Patriots prior to the 2000 season. In his 100 games as head man in New England, Belichick has compiled a 68-32 record (.680 winning percentage). That record is the best mark among the 14 head coaches in franchise history in terms of both winning percentage and total victories.

## START ME UP

Artrell Hawkins started at safety and Heath Evans started at running back, **bringing the Patriots' season total to 43 different starters**. New England's total of 43 starters eclipses its total from the 2003 season, when the Patriots used 42 starters and set an NFL record for the most starters by a division champion. In 2004, the Patriots utilized 40 different starters. So far in 2005, the Patriots have used 21 different starters on offense and 22 different starters on defense. The defensive total includes 12 different players who have started in the secondary, a number that eclipsed last season's total of nine. Hawkins becomes the seventh different player to start at strong safety for the Patriots this season.

## BEND BUT DON'T BREAK

The Patriots held the Chiefs to field goals on three successive red zone trips in the first half. Below are the key plays that allowed the Patriots defense to minimize the Chiefs' offensive attack.

- **Willie McGinest** pressured Chiefs quarterback Trent Green on third-and-goal from the 7-yard line, forcing an incompletion as the Chiefs had to settle for a field goal after gaining a first-and-goal from the 4-yard line.
- **Larry Izzo** saved a touchdown when he broke up a pass in the end zone intended for Tony Gonzalez on third-and-goal from the 2-yard line in the second quarter. Kansas City had to settle for a field goal after gaining a first-and-goal from the 8-yard line.
- **Ellis Hobbs** batted away a Trent Green pass in the end zone that was intended for Eddie Kennison on third down from the 16-yard line in the second quarter, forcing the Chiefs to settle for a field goal after they had gained a first down at the Patriots' 16-yard line.
- **Mike Vrabel** and **Vince Wilfork** combined to tackle Chiefs running back Larry Johnson for a loss of two yards on the final play of the first quarter.
- **Ty Warren** nailed Johnson in the backfield for a loss of three yards on third-and-goal from the 4-yard line in the first minute of the second quarter.

## QUICK HITS

- **Tom Brady's** 15-yard run in the third quarter tied his career long, also achieved on Dec. 22, 2002 against the N.Y. Jets at Gillette Stadium.
- **Ty Warren** notched his first sack of the season, dropping Trent Green for an 8-yard loss on the Chiefs' first possession of the second half. Warren also recovered a fumble on the first play of the fourth quarter, kick-starting a Patriots touchdown drive.
- **Rosevelt Colvin** recorded a 7-yard sack of Trent Green in the fourth quarter, giving him 3.5 sacks this season and tying him with Willie McGinest for the team lead. Colvin also tackled Larry Johnson for a 3-yard loss on a reception in the fourth quarter.
- **Richard Seymour** tackled wide receiver Eddie Kennison for a loss of five yards on a rushing play in the fourth quarter. Seymour also forced running back Larry Johnson to fumble on the first play of the fourth quarter and Ty Warren recovered the loose ball to kick-start a Patriots touchdown drive.



THREE-TIME SUPER BOWL CHAMPIONS



# Gillette STADIUM™

## HOME OF THE THREE-TIME SUPER BOWL CHAMPIONS

Overall record at Gillette Stadium: 27-5



The Patriots and their fans at Gillette Stadium have established one of the biggest home-field advantages in the country. Since its Grand Opening on Sept. 9, 2002, the Patriots have compiled a 27-5 record at their privately financed, state-of-the-art stadium. Patriots fans have embraced the team's new home with unprecedented fervor, using the most fan-friendly venue in the region to express their passion for the Patriots and spur the team on to unparalleled success. In the three-plus seasons that New England has called Gillette Stadium home, the Patriots have won two AFC East titles, hosted the second AFC Championship Game in franchise history and are 3-0 in home playoff games.

### HOME SWEET HOME

The Patriots have recorded a 27-5 (.844) all-time record at Gillette Stadium, including regular-season and postseason games. New England has won 23 of its last 25 regular-season and postseason contests at home.

### HOMELAND DEFENSE

New England's .844 home winning percentage is the highest of any NFL team since Gillette Stadium opened in time for the 2002 season. The Patriots achieved perfect 8-0 regular-season home records in 2003 and 2004 and have also notched a 3-0 home playoff record at Gillette Stadium. New England won a franchise-record 21 consecutive home games between 2002 and 2005. Below is a list of the NFL's top home records (including regular-season and playoff games) since the Patriots moved into Gillette Stadium in time for the 2002 season.

#### TOP NFL HOME RECORDS SINCE 2002

Team	W	L	T	Pct.	PF	PA
<b>NE</b>	<b>27</b>	<b>5</b>	<b>0</b>	<b>.844</b>	<b>738</b>	<b>530</b>
PHI	27	8	0	.771	828	559
DEN	23	7	0	.767	794	555
IND*	23	7	0	.767	875	586
STL	23	7	0	.767	823	614
KC	22	8	0	.733	966	621

NOTE: Records include regular-season and playoff games

\*-Not Including MNF (11/28/05)

### HOME WINNING STREAK: 21 GAMES

The Patriots set a team record with 21 consecutive home victories from Dec. 29, 2002 to Sept. 8, 2005. The streak extended into parts of four seasons and lasted more than two-and-a-half years.

### FOXBOROUGH NOT FRIENDLY TO OPPOSING KICKERS

Since Gillette Stadium opened in 2002, it has been the toughest place in the NFL for opposing kickers to be successful. Opposing kickers have a lower success rate at Gillette Stadium than any other NFL venue since the Patriots' home opened in 2002. Despite the inhospitable kicking conditions, Patriots kicker Adam Vinatieri has thrived, hitting nearly 20 percent more of his boots than Patriots opponents, including nearly 25 percent more of his kicks from 30-plus yards.

#### FIELD GOAL PERCENTAGE AT GILLETTE STADIUM

	Overall		From 30+ Yards	
	FGM	FGA	FGM	FGA
Adam Vinatieri	56	67	32	42
Patriots Opponents	37	56	22	41

#### LOWEST OVERALL OPPONENTS FIELD GOAL PCT. SINCE 2002

Team	Stadium	GP	FGM	FGA	PCT
<b>New England Patriots</b>	<b>Gillette Stadium</b>	<b>32</b>	<b>37</b>	<b>56</b>	<b>66.07</b>
Green Bay Packers	Lambeau Field	32	42	63	66.67
Carolina Panthers	Bank of America Stadium	30	36	51	70.59
Jacksonville Jaguars	Alltel Stadium	29	34	48	70.83
Washington Redskins	FedEx Field	30	37	51	72.55
Chicago Bears	Soldier Field	22	34	46	73.91
Arizona Cardinals	Sun Devil Stadium	30	36	49	73.47
Cleveland Browns	Cleveland Browns Stadium	29	43	58	74.14

#### LOWEST OPPONENTS FIELD GOAL PCT. FROM 30+ YARDS SINCE 2002

Team	Stadium	GP	FGM	FGA	PCT
<b>New England Patriots</b>	<b>Gillette Stadium</b>	<b>32</b>	<b>22</b>	<b>41</b>	<b>53.66</b>
Arizona Cardinals	Sun Devil Stadium	30	18	31	58.06
Green Bay Packers	Lambeau Field	32	25	43	58.14
Washington Redskins	FedEx Field	30	24	38	63.16
Philadelphia Eagles	Lincoln Financial Field	25	16	25	64.00
Jacksonville Jaguars	Alltel Stadium	29	26	40	65.00
Chicago Bears	Soldier Field	22	23	35	65.71
San Diego Chargers	Qualcomm Stadium	30	23	35	65.71

NOTE: All statistics include regular-season and playoff games.

Chicago's Soldier Field was not used in 2002 due to renovations. Philadelphia's Lincoln Financial Field opened in 2003.



THREE-TIME SUPER BOWL CHAMPIONS







# ROBERT KRAFT: BUILDING SUCCESS

Since Robert Kraft purchased the team in 1994, the Patriots have experienced one of the most dramatic turnarounds in the history of sports. In just 11 seasons of ownership, he has transformed one of the league's least successful clubs into what many observers view as a model NFL franchise. In the five seasons immediately preceding his purchase (1989-93), the Patriots were a moribund team, winning just 19 of 80 games (.311 pct.) and recording the worst record in the NFL over that span. When he bought the franchise on Jan. 21, 1994, Kraft announced his intention to bring a championship to New England, a tall order considering the team's previous success rate. But under Kraft's leadership, the Patriots have won five division titles, four conference crowns and three Super Bowl championships. **Since Kraft took ownership, the Patriots are 12-4 in the playoffs and have won more Super Bowl championships than any other team in the NFL.**



	Pre-Kraft 1960-93	1989-93	Kraft Era 1994-05
Overall Record	225-276-9	19-61	125-78
Winning Pct.	.450	.311	.616
Super Bowl Titles	0	0	3
Conference Titles	1	0	4
Division Titles	3	0	5
Playoff Seasons	5	0	7
Playoff Record	4-6	--	12-4
Home Playoff Games	1	0	7
Home Playoff Record	0-1	--	7-0

## A CHAMPIONSHIP TRADITION

The Patriots are the only team from North America's four major professional sports leagues to have won three titles since 2001. Additionally, the Patriots trail only the New York Yankees in having won three titles in the period since Robert Kraft purchased the team, and their four championship game appearances over that span also rank behind just the Yankees.

### MULTIPLE LEAGUE CHAMPIONSHIPS SINCE 2001

Team	League	Titles
New England Patriots	NFL	3
Los Angeles Lakers	NBA	2

### LEAGUE CHAMPIONSHIPS SINCE 1994

Team	League	Titles
New York Yankees	MLB	4
New England Patriots	NFL	3
Los Angeles Lakers	NBA	3
Chicago Bulls	NBA	3
Detroit Red Wings	NHL	3

### CHAMPIONSHIP GAME/SERIES APPEARANCES SINCE 1994

Team	League	Appearances
New York Yankees	MLB	6
New England Patriots	NFL	4
Los Angeles Lakers	NBA	4
Detroit Red Wings	NHL	4

## SELLOUT STREAK

In the early 1990s, the Patriots franchise appeared destined for relocation until Robert Kraft's purchase of the team rejuvenated local interest. In 1991, the team's season ticket base consisted of just 17,635 fans, barely enough to support the club. Eleven years later, the season-ticket base stands at a capped total of 61,759 and more than 50,000 fans are on a waiting list. The Patriots have sold out 122 consecutive home games (dating back to the 1994 regular-season opener) including regular-season, preseason and playoff games. Patriots fans in New England have never been faced with a TV blackout under Kraft's ownership.

## SUCCESS STORY

Since Robert Kraft purchased the team in 1994, the Patriots have been one of the NFL's elite teams. Over the first 11-plus years of Kraft's ownership, the Patriots are tied for the second highest win total among all NFL teams – a remarkable record considering the fact that the Patriots were a combined 19-61 (.311) in the four years immediately preceding the purchase. Since 2001, the Patriots have been the top team in the NFL, compiling a 63-21 record.

### SINCE ROBERT KRAFT PURCHASED THE TEAM IN 1994...

#### TOTAL VICTORIES (Incl. Postseason)

Green Bay Packers	130
<b>New England Patriots</b>	<b>125</b>
Pittsburgh Steelers	125
Denver Broncos	124

#### OVERALL WINNING PERCENTAGE (Incl. Postseason)

Team	W	L	T	Pct.
Green Bay Packers	130	75	0	.634
Denver Broncos	124	74	0	.626
Pittsburgh Steelers	125	76	1	.621
<b>New England Patriots</b>	<b>125</b>	<b>78</b>	<b>0</b>	<b>.616</b>
Kansas City Chiefs	108	83	0	.565
Philadelphia Eagles	113	88	1	.562
Minnesota Vikings	111	88	0	.558
Indianapolis Colts	111	88	0	.558
San Francisco 49ers	111	89	0	.555

#### SUPER BOWL CHAMPIONSHIPS

<b>New England Patriots</b>	<b>3</b>
Denver Broncos	2
6 Teams	1

#### CONFERENCE CHAMPIONSHIPS

<b>New England Patriots</b>	<b>4</b>
Denver Broncos	2
Green Bay Packers	2
St. Louis Rams	2
12 Teams	1

#### PLAYOFF VICTORIES

<b>New England Patriots</b>	<b>12</b>
Green Bay Packers	10
Pittsburgh Steelers	8
Philadelphia Eagles	8
Denver Broncos	7
San Francisco 49ers	7

#### PLAYOFF GAMES PLAYED

Green Bay Packers	18
<b>New England Patriots</b>	<b>16</b>
Pittsburgh Steelers	15
Philadelphia Eagles	15
San Francisco 49ers	13

#### PLAYOFF SEASONS

Green Bay Packers	9
<b>New England Patriots</b>	<b>7</b>
Indianapolis Colts	7
Miami Dolphins	7
Minnesota Vikings	7
Philadelphia Eagles	7
Pittsburgh Steelers	7
San Francisco 49ers	7

#### PLAYOFF WINNING PERCENTAGE

Team	W	L	Pct.
<b>New England Patriots</b>	<b>12</b>	<b>4</b>	<b>.750</b>
Baltimore Ravens	5	2	.714
Carolina Panthers	4	2	.667
Denver Broncos	7	4	.636
St. Louis/L.A. Rams	6	4	.600

SINCE ROBERT KRAFT PURCHASED THE TEAM IN 1994...

SINCE ROBERT KRAFT PURCHASED THE TEAM IN 1994...



THREE-TIME SUPER BOWL CHAMPIONS





# BILL BELICHICK: THE HEAD COACH

## THE HEAD COACH

### BILL BELICHICK

**Overall Record:** 105-77 (.577)

**Regular Season:** 95-76 (.556)

**Postseason:** 10-1 (.909)

**With Patriots overall:** 68-32 (.680)

**Overall since 2001:** 63-21 (.750)

**Super Bowl Titles:** 5 (86, 90, 01, 03, 04)

**Conf. Titles:** 6 (86, 90, 96, 01, 03, 04)

**Division Titles:** 10 (75, 78, 86, 89, 90, 96, 98, 01, 03, 04)



**Bill Belichick is now in his 31st season as an NFL coach and is the only head coach in NFL history to win three Super Bowl titles in a four-year span.** Belichick owns the best postseason record in NFL history and is the winningest NFL head coach since 2001. In 2004, he directed the Patriots to their second consecutive Super Bowl title on the heels of a 14-win campaign. In addition, his 2004 squad equaled the best record in NFL history for a defending Super Bowl champion, and from 2003-04 his teams set the all-time pro football record with 21 consecutive victories. Belichick has spent more seasons in the league than any other current NFL head coach, and in that time has been a part of five Super Bowl championship teams. His overall record of 68-32 with the Patriots (including a 9-0 playoff mark in New England) gives him the most victories and the best winning percentage of any head coach in franchise history.

## BELICHICK'S PATRIOTS RENAISSANCE

Any successful project requires a sound plan, and once head coach Bill Belichick implemented his design on the Patriots, his approach has given him the best record of any NFL head coach since 2001. After the team endured a 5-11 rebuilding year in his first season, the Patriots have compiled the best record in the NFL since 2001. The remarkable run includes postseason play, where Belichick and the Patriots own a perfect 9-0 record.

### NFL COACHES' RECORDS SINCE 2001

Coach	Team	W	L	T	Pct.
<b>Bill Belichick</b>	<b>NE</b>	<b>63</b>	<b>21</b>	<b>0</b>	<b>.750</b>
Tony Dungy	TB/IND	57	25	0	.695
Andy Reid	PHI	59	26	0	.694
Bill Cowher	PIT	54	26	1	.673
Jim L. Mora	ATL	19	10	0	.655
Mike Martz	STL	46	29	0	.613
Mike Shanahan	DEN	46	31	0	.597
Mike Sherman	GB	48	33	0	.593
Mike Holmgren	SEA	44	33	0	.571
John Fox	CAR	36	27	0	.571
Jon Gruden	OAK/TB	45	35	0	.563
Marvin Lewis	CIN	24	19	0	.558
Dick Vermeil	KC	41	35	0	.539
Dave Wannstedt	MIA	31	27	0	.534
Bill Parcells	DAL	23	21	0	.523

NOTE: Records include playoff games, Minimum 16 games

## POSTSEASON PROWESS

Bill Belichick is the winningest head coach in NFL postseason history. With the Patriots' victory in Super Bowl XXXIX, Belichick eclipsed Vince Lombardi, the man whose name is emblazoned on the Super Bowl trophy. Coach Belichick has won nine playoff games in a row, tying the NFL-record streak set by Lombardi's Packers, who won nine straight playoff games from 1961-67. Belichick is a perfect 9-0 in the postseason as head coach of the Patriots.

### BEST POSTSEASON RECORDS IN NFL HISTORY

Head Coach	Team(s)	W	L	Pct.
<b>Bill Belichick</b>	<b>CLE/NE</b>	<b>10</b>	<b>1</b>	<b>.909</b>
Vince Lombardi	GB/WAS	9	1	.900
Joe Gibbs	WAS	16	5	.762

## BELICHICK AT A GLANCE...

- Is the only head coach in NFL history to win three Super Bowls in a four-year span.
- Is the winningest head coach in NFL playoff history (10-1).
- Directed New England's pro football record 21-game winning streak (2003-04).
- Compiled an NFL record-tying nine-game playoff winning streak (2001-present).
- Owns the best record of any NFL coach since 2001 (63-21).
- Led the Patriots to the highest two-year victory total in NFL history (34 wins from 2003-04).
- Logged more seasons in the NFL than any other current NFL head coach (31).
- Owns more wins and a higher winning percentage than any head coach in Patriots history (68-32, .680).
- Achieved the best regular-season record by a defending Super Bowl champion (14-2, 2004).

## ELITE COMPANY

Bill Belichick is one of nine NFL head coaches to win three or more championships since the league began postseason play in 1933. With the Patriots' victory in Super Bowl XXXIX, Belichick joined an exclusive club in which each of the eight other members has been enshrined in the Pro Football Hall of Fame.

### HEAD COACHES WITH THREE OR MORE NFL TITLES

(Listed alphabetically)

Head Coach	Championship Team(s)
Bill Belichick	New England Patriots
Paul Brown	Cleveland Browns
Weeb Ewbank	Baltimore Colts, New York Jets
Joe Gibbs	Washington Redskins
George Halas	Chicago Bears
Earl (Curly) Lambeau	Green Bay Packers
Vince Lombardi	Green Bay Packers
Chuck Noll	Pittsburgh Steelers
Bill Walsh	San Francisco 49ers

NOTE: NFL Playoffs first held in 1933.

## SUPER SUCCESS

Bill Belichick is one of just four head coaches to win three championships since the Super Bowl Era began following the 1966 season. Coach Belichick joins three members of the Pro Football Hall of Fame in the exclusive club. Belichick is the only coach to win three Super Bowls in the post-1993 salary cap era.

### MOST SUPER BOWL VICTORIES

Head Coach	Team	Titles	Seasons
Chuck Noll	PIT	4	1974, 1975, 1978, 1979
<b>Bill Belichick</b>	<b>NE</b>	<b>3</b>	<b>2001, 2003, 2004</b>
Joe Gibbs	WAS	3	1982, 1987, 1991
Bill Walsh	SF	3	1981, 1984, 1988

NOTE: Sorted by most recent championship. Super Bowls have determined NFL champion since 1966.

## TOPS IN TEAM HISTORY

Bill Belichick is the most successful head coach in Patriots history. He has recorded more wins (68) and a higher winning percentage (.680) than any of the franchise's 13 previous head coaches.

### WINNINGEST HEAD COACHES IN PATRIOTS HISTORY

Coach	Years	Career Winning Pct.	Overall W-L-T	Playoff W-L
<b>Bill Belichick</b>	<b>2000-05</b>	<b>.680</b>	<b>68-32-0</b>	<b>9-0</b>
Raymond Berry	1984-89	.554	51-41-0	3-2
Pete Carroll	1997-99	.549	28-23-0	1-2
Chuck Fairbanks	1973-78	.529	46-41-0	0-2



THREE-TIME SUPER BOWL CHAMPIONS







# PATRIOTS NEWS & NOTES

## SNAPSHOTS OF SUCCESS

The Patriots are in the midst of one of the most prosperous periods for any team in NFL history. The recent run of success began with a 29-26 overtime victory against the San Diego Chargers on Oct. 14, 2001, sparking a streak of 62 wins in the Patriots' last 80 games, including the playoffs. The Patriots entered that contest with a 1-3 record, and Tom Brady was making just the third start of his career against a 3-1 San Diego team. New England rallied back from a 26-16 deficit with less than four minutes left in the game, beginning a stretch of 13 wins in the final 15 games of the 2001 season as the Patriots won their first title in Super Bowl XXXVI.

### PATRIOTS SUCCESS STREAKS (Including Postseason)

- 17 wins in last 23 games, dating to Nov. 7, 2004 (17-6, .739)
- 38 wins in last 45 games, dating to Oct. 5, 2003 (38-7, .844)
- 41 wins in last 50 games, dating to Dec. 29, 2002 (41-9, .820)
- 46 wins in last 58 games, dating to Nov. 3, 2002 (46-12, .793)
- 58 wins in last 74 games, dating to Nov. 25, 2001 (58-16, .784)
- 62 wins in last 80 games, dating to Oct. 14, 2001 (62-18, .775)

## HOT WHEN IT'S COLD

The Patriots are 22-2 (.917) since 1993 when the kickoff temperature is 35 degrees or colder. New England has won 13 consecutive games when the temperature has been 35 or less, including four such victories last season. The last time the Patriots lost a game in temperatures of 35 degrees or below was on Dec. 24, 2000, when they dropped a 27-24 decision to Miami on a 31-degree day at Foxboro Stadium. Also since 1993, the Patriots are 18-1 when the temperature is 34 degrees or colder, and 12-0 when it's 30 degrees or colder.

### COLDEST GAMES SINCE 1993 (22-2)

Includes all games played in temperatures of 35 degrees or colder

Date	Opp.	Temp	Notes	W/L	Score
01/10/04	TEN*	4	Wind Chill -10	W	17-14
<b>01/23/05 at PIT*</b>	<b>11</b>		<b>Wind Chill -1</b>	<b>W</b>	<b>41-27</b>
12/26/93	IND	19	Wind Chill -1	W	38-0
12/21/96 at NYG	24		Wind Chill 17	W	23-22
<b>01/16/05 IND*</b>	<b>25</b>		<b>Snow</b>	<b>W</b>	<b>20-3</b>
12/14/03	JAX	25	Wind Chill 16	W	27-13
01/19/02	OAK*	25	Snow	W	16-13 ot
12/10/95	NYJ	26	Wind Chill 12	W	31-28
01/12/97	JAX*	27	Wind Chill 11	W	20-6
12/07/03	MIA	28	Wind Chill 17	W	12-0
<b>12/26/04 at NYJ</b>	<b>30</b>		<b>Wind Chill 21</b>	<b>W</b>	<b>23-7</b>
12/20/03 at NYJ	30		Wind Chill 20	W	21-16
12/24/00	MIA	31	Wind Chill 22	L	24-27
<b>01/02/05 SF</b>	<b>32</b>		<b>Wind Chill 27</b>	<b>W</b>	<b>21-7</b>
01/18/04	IND*	32	Light Snow	W	24-14
11/16/03	DAL	33	Cloudy and calm	W	12-0
11/26/95 at BUF	33		Flurries	W	35-25
12/16/01 at BUF	34		Wind Chill 25	W	12-9 ot
12/12/93	CIN	34	Wind Chill 23	W	7-2
11/03/03 at DEN	35		Foggy	W	30-26
12/17/00 at BUF	35		Snow/W.Chill 23	W	16-13 ot
11/23/97	MIA	35	Flurries/Drizzle	W	27-24
12/28/97	MIA*	35	Wind Chill 25	W	17-3
01/01/95 at CLE*	35		Wind Chill 25	L	13-20

\*-playoffs

## BEAST OF THE EAST

New England has the best record among AFC East teams in division games since the beginning of the 2001 season (22-6). New England has won 12 of its last 13 divisional games. In their last 25 divisional games, the Patriots are 21-4.

### AFC EAST DIVISIONAL RECORDS SINCE 2001

Team	Since 2001	Team	Since 2001
New England .....	22-6	Miami .....	12-17
New York Jets .....	14-14	Buffalo .....	10-19

## DOMINATING DUO

Tom Brady and Bill Belichick make up the NFL's third winningest head coach-quarterback combination since the AFL-NFL merger 35 years ago. Brady has started 73 consecutive regular-season games for the Patriots and the team has compiled a 54-19 record in those games, dating back to Week 3 of the 2001 season. Additionally, the Patriots are 9-0 in the playoffs over that span, making the duo's overall record together 63-19.

### TOP COACH-QB COMBINATIONS SINCE 1970 MERGER

(Regular Season only, Minimum 50 games)

Quarterback	Head Coach	Team	W	L	T	Pct.
Ken Stabler	John Madden	OAK	60	19	1	.756
Jim McMahon	Mike Ditka	CHI	46	15	0	.754
<b>Tom Brady</b>	<b>Bill Belichick</b>	<b>NE</b>	<b>54</b>	<b>19</b>	<b>0</b>	<b>.740</b>
Steve Young	George Seifert	SF	62	23	0	.729
John Elway	Mike Shanahan	DEN	43	16	0	.729

## BOUNCING BACK

The Patriots have not lost back-to-back games since December, 2002. Their streak of 44 consecutive games without back-to-back losses is the longest current streak in the NFL and the longest such mark in franchise history. The post-merger NFL record for consecutive games without two straight losses is 60, set by the San Francisco 49ers from 1995-99. The last time the Patriots had a losing streak was when they dropped a game at Tennessee (24-7, 12/16/02), and followed that with a home loss to the N.Y. Jets (30-17, 12/22/02). Below is a list of the longest current streaks without back-to-back defeats.

### LONGEST ACTIVE STREAKS W/O BACK-TO-BACK LOSSES

Team	Games	Last Consec. Losses
New England Patriots .....	44 .....	Dec., 2002
Pittsburgh Steelers .....	34 .....	Oct./Nov., 2003
Indianapolis Colts .....	20 .....	Oct. 2004

## O.T. IS THE PLACE TO BE

The Patriots have won eight straight overtime games and own the longest overtime winning streak in NFL history, including playoff games. The streak includes New England's 16-13 "Snow Bowl" win over Oakland in the 2001 Divisional Playoffs (01/19/02).

### MOST CONSECUTIVE OVERTIME VICTORIES

Wins	Team	Dates
8*	New England .....	2000-present
7 .....	Denver .....	1978-1985
6 .....	Washington .....	1976-1987
6 .....	Pittsburgh .....	1994-1997
5 .....	Many Times	

\*-Includes one playoff game

## WORKING OVERTIME

The Patriots have won their last eight overtime games (including the playoffs). New England's eight-game overtime winning streak is the longest in NFL history. New England has not lost in overtime since Buffalo won 16-13 at Foxboro Stadium on Nov. 5, 2000. Since that time, the Patriots have won eight straight, including five games in which they scored on their first possession of overtime.

### NEW ENGLAND'S OVERTIME STREAK

DATE	OPP	PLAY	DRIVE INFO	FINAL SCORE
11/23/03	at HST	28-yd FG	9 plays, 76 yds; 3:39	23-20
10/19/03	at MIA	82-yd TD	1-82; 0:12	19-13
12/29/02	vs. MIA+	35-yd FG	7-43; 2:03	27-24
09/22/02	vs. KC+	35-yd FG	9-53; 4:40	41-38
01/19/02	vs. OAK+*	23-yd FG	15-61; 8:29	16-13
12/16/01	at BUF+	23-yd FG	8-75; 3:18	12-9
10/14/01	vs. SD+	44-yd FG	6-51; 2:59	29-26
12/17/00	at BUF	24-yd FG	14-83; 5:56	13-10
11/05/00	vs. BUF	32-yd FG	6-52-2:50	L, 13-16

\*playoffs

+NE scored on its first possession in overtime



THREE-TIME SUPER BOWL CHAMPIONS





# QB TOM BRADY NEWS & NOTES

## RECORDING SUCCESS

TOM BRADY has quarterbacked the Patriots to victories in 54 of his 73 regular-season starts during his career, compiling a .740 winning percentage and giving him the best record of any active quarterback in the NFL who has at least two full seasons of starts under his belt. Including his 9-0 record in the playoffs, he is 63-19 (.768) as a starter.



### ACTIVE QUARTERBACKS WINNING PERCENTAGE

Minimum 32 Starts, Regular Season Only

Quarterback, Team(s)	W	L	T	Pct.
<b>Tom Brady, NE</b>	<b>54</b>	<b>19</b>	<b>0</b>	<b>.740</b>
Donovan McNabb, PHI	60	28	0	.682
Michael Vick, ATL	30	15	1	.663
Marc Bulger, STL	28	16	0	.636
Brett Favre, GB	137	79	0	.634
Peyton Manning, IND	77	46	0	.626
Kurt Warner, STL/NYG/ARZ	41	25	0	.621

### TOM BRADY'S RECORD AS A STARTER

	Reg. Season	Playoffs	Total
<b>Overall:</b>	<b>54-19</b>	<b>9-0</b>	<b>63-19</b>
Home:	30-6	4-0	34-6
Road:	24-13	5-0*	29-13*
<b>By Yardage Total</b>			
Less than 200:	13-9	3-0	16-9
200-299:	31-9	4-0	35-9
300 or more:	10-1	2-0	12-1
<b>Other Records</b>			
Temp. Below 35:	7-0	5-0	12-0
Snow:	2-0	3-0	5-0
Post-Nov. 1:	32-7	9-0	41-7
Leading at Halftime:	38-2	7-0	45-2
Leading after 3 Qtrs:	44-1	6-0	50-1
Overtime:	6-0	1-0	7-0
Final margin <7 pts:	17-2	5-0	22-2
Final margin <4 pts:	9-2	5-0	14-2
Passer rating >100.0:	27-1	3-0	30-1

\*-Includes three Super Bowls at neutral sites

## COMEBACK KID

TOM BRADY has engineered 21 career game-winning performances to lead his team to a victory from a fourth-quarter deficit or tie. He has accomplished the feat four times in 2005: at Miami on Nov. 13, vs. Buffalo on Oct. 30, at Atlanta on Oct. 9 and at Pittsburgh on Sept. 25. The performances are the latest addition to a long list of late-game heroics for Brady, who has led three Super Bowl-winning drives.

### TOM BRADY'S GAME-WINNING PERFORMANCES

		Time Remaining		Passing Statistics^						
Date	Opp.	Score	in Reg.	Att	Cmp	Yds	TD	Int		Final
11/13/05	at MIA	15-16	2:53	2	2	76	1	0		23-16
10/30/05	BUF	7-16	10:07	4	4	69	0	0		21-16
10/09/05	at ATL	28-28	3:52	2	2	17	0	0		31-28
09/25/05	at PIT	10-13	14:19	12	12	167	0	0		23-20
02/06/05	PHI**	14-14	15:00	4	2	33	0	0		24-21
10/03/04	at BUF	17-17	15:00	4	2	8	1	0		31-17
02/01/04	CAR**	29-29	1:08	5	4	47	0	0		32-29
01/10/04	TEN*	14-14	15:00	11	6	27	0	0		17-14
11/30/03	at IND	31-31	10:21	6	3	31	1	0		38-34
11/23/03	at HST	13-20	3:11	14	10	133	1	0		23-20 ot
11/03/03	at DEN	23-26	2:51	4	5	58	1	0		30-26
10/19/03	at MIA	13-13	15:00	10	7	147	1	0		19-13 ot
10/05/03	TEN	24-27	4:40	1	1	15	0	0		38-30
12/29/02	MIA	13-24	4:59	13	8	69	1	0		27-24 ot
11/10/02	at CHI	19-30	5:16	14	9	116	2	0		33-30
09/22/02	KC	38-38	0:00	5	4	46	0	0		41-38 ot
02/03/02	STL**	17-17	1:21	8	5	53	0	0		20-17
01/19/02	OAK*	3-13	15:00	27	20	138	0	0		16-13 ot
12/16/01	at BUF	6-9	5:57	13	9	116	0	0		12-9 ot
12/02/01	at NYJ	14-16	15:00	7	6	56	0	0		17-16
10/14/01	SD	16-26	8:48	18	13	130	1	0		29-26 ot

^-Statistics are from the time noted until the end of the game \* Divisional Playoffs \*\* Super Bowl

## IRON MAN

Tom Brady has started 82 consecutive games at quarterback for the Patriots, including 73 regular-season games and nine playoff contests. Combining regular-season and playoff games, Brady has the NFL's third longest current consecutive starts streak, trailing only Brett Favre (236) and Peyton Manning (131).

### ACTIVE QUARTERBACKS CONSECUTIVE STARTS STREAKS

Player	Team	Total	Reg.	Post.	Strk Began
Brett Favre	GB	236	216	20	09/27/92
Peyton Manning	IND	131	123	8	09/06/98
<b>Tom Brady</b>	<b>NE</b>	<b>82</b>	<b>73</b>	<b>9</b>	<b>09/30/01</b>
Aaron Brooks	NO	82	80	2	11/26/00
Trent Green	KC	76	75	1	09/09/01
Drew Bledsoe	BUF/DAL	59	59	0	09/08/02
Jake Delhomme	CAR	46	42	4	09/14/03

## AMONG THE LEADERS

TOM BRADY is in the midst of what is shaping up to be the best statistical season of his career and quite possibly the most statistically productive season by a quarterback in franchise history. Brady leads the NFL with 3,030 passing yards in 2005 and is on pace to throw for 4,407 yards this season, a number that could challenge Drew Bledsoe's team-record of 4,555 yards, set in 1994. Additionally, Brady has compiled a passer rating of 90.5 so far in 2005, a rating that would be among the best single-season marks in franchise history if he can keep up his pace.

### 2005 NFL PASSING LEADERS (By Yards)

Player	Team	Yds	Att	Cmp	TD	INT	Rating
<b>Tom Brady</b>	<b>NE</b>	<b>3,030</b>	<b>387</b>	<b>237</b>	<b>18</b>	<b>10</b>	<b>90.5</b>
Carson Palmer	CIN	2,922	361	252	23	7	107.1
Kerry Collins	OAK	2,882	406	223	15	9	80.5
Peyton Manning	IND	2,779	341	232	22	8	104.5
Brett Favre	GB	2,714	401	255	19	19	79.3
Trent Green	KC	2,694	360	224	11	7	87.2
Eli Manning	NYG	2,664	385	202	20	10	81.1

NOTE: Leaders are through games of Nov. 28.)

### PROJECTED PATRIOTS SINGLE-SEASON PASSING LEADERS

		(By Yards)		*-Projected			
Player	Year	Yds	Att	Cmp	TD	INT	Rating
Drew Bledsoe	1994	4,555	691	400	25	27	73.6
<b>Tom Brady*</b>	<b>2005*</b>	<b>4,407</b>	<b>563</b>	<b>344</b>	<b>26</b>	<b>15</b>	<b>90.5</b>
Drew Bledsoe	1996	4,086	623	373	27	15	83.7
Drew Bledsoe	1999	3,985	539	305	19	21	75.6
Tom Brady	2002	3,764	601	373	28	14	85.7

### PROJECTED PATRIOTS SINGLE-SEASON PASSING LEADERS

		(By Passer Rating)		*-Projected			
Player	Year	Rating	Att	Cmp	Yds	TD	INT
Tony Eason	1984	93.4	431	259	3,228	23	8
Tom Brady	2004	92.6	474	288	3,692	28	14
Vito "Babe" Parilli	1962	91.3	252	140	1,988	18	8
<b>Tom Brady*</b>	<b>2005*</b>	<b>90.5</b>	<b>563</b>	<b>344</b>	<b>4,407</b>	<b>26</b>	<b>15</b>
Tony Eason	1986	89.2	448	276	3,328	19	10

## CAREER WINNING PERCENTAGE

TOM BRADY is the second winningest quarterback in the Super Bowl Era (since 1966) among signal callers who have made at least 40 starts. He is one of just three quarterbacks in the Super Bowl Era to own a career winning percentage above 70 percent. Brady joins Roger Staubach and Joe Montana in the exclusive club. A list placing Brady's accomplishments in a historical perspective is below.

### WINNINGEST QUARTERBACKS OF THE SUPER BOWL ERA

		Minimum 40 Starts			
Player	Team	Years	W	L	Pct.
Roger Staubach	DAL	1969-79	85	29	.746
<b>Tom Brady</b>	<b>NE</b>	<b>2000-Pres.</b>	<b>54</b>	<b>19</b>	<b>.740</b>
Joe Montana	SF/KC	1979-94	117	47	.713



THREE-TIME SUPER BOWL CHAMPIONS





# OFFENSE NEWS & NOTES

## PATRIOTS ALL-TIME LISTS

TROY BROWN is the second leading receiver in Patriots history with 500 career receptions and 5,842 receiving yards. He recorded his 500th career reception on Nov. 27 at Kansas City, becoming just the second player in team history to record the feat. Brown passed Ben Coates to claim second place on the Patriots' all-time receptions list on Oct. 9 at Atlanta and passed Irving Fryar on the team's all-time receiving yardage list against Indianapolis on Nov. 7. This season, Brown has caught 25 passes for 326 yards, increasing his production from a year ago, when he totaled 17 receptions for 184 yards on the season.



### PATRIOTS ALL-TIME RECEIVING LEADERS (BY CATCHES)

Rk	Player, Pos.	No	Yds	Avg.	Lg	TD
1	Stanley Morgan, WR.....	534	10,352	19.4	76t	67
2	<b>Troy Brown, WR.....</b>	<b>500</b>	<b>5,842</b>	<b>11.7</b>	<b>82t</b>	<b>26</b>
3	Ben Coates, TE.....	490	5,471	11.2	84t	50
4	Irving Fryar, WR.....	363	5,726	15.8	80t	38

### PATRIOTS ALL-TIME RECEIVING LEADERS (BY YARDS)

Rk	Name	No	Yds	Avg	Lg	TD
1	Stanley Morgan.....	534	10,352	19.4	76t	67
2	<b>Troy Brown.....</b>	<b>500</b>	<b>5,842</b>	<b>11.7</b>	<b>82t</b>	<b>26</b>
3	Irving Fryar.....	363	5,726	15.8	80t	38
4	Ben Coates.....	490	5,471	11.2	84t	50
5	Jim Colclough.....	283	5,001	17.7	78t	39

## MOVING ON UP

COREY DILLON became the 18th player in NFL history to rush for 10,000 yards when he tore off a 12-yard run at Atlanta on Oct. 9. In his first eight NFL seasons, Dillon averaged 1,212 yards per season, a mark that ranks sixth in NFL history. The five players with a better seasonal average than Dillon are all current or future Hall of Famers: Barry Sanders (1,527), Jim Brown (1,368), Curtis Martin (1,337), Walter Payton (1,287) and Emmitt Smith (1,224).



### NFL'S ALL-TIME LEADING RUSHERS (By Yards)

Rk	Player	Years	Gms	Att.	Yards	TD
1	Emmitt Smith	1990-2004	226	4,409	18,355	164
---						
14	O.J. Simpson	1969-1979	135	2,404	11,236	61
15	Ricky Watters	1992-2001	144	2,622	10,643	78
16	Eddie George	1996-2004	141	2,865	10,441	68
17	Ottis Anderson	1979-1992	182	2,562	10,273	81
18	<b>Corey Dillon</b>	<b>1997-</b>	<b>130</b>	<b>2,336</b>	<b>10,137</b>	<b>64</b>
19	Earl Campbell	1978-1985	115	2,187	9,407	74

## CATCHIN' KEVIN

KEVIN FAULK ranks second in receptions among Patriots running backs, passing Sam Cunningham with his first reception of the game against Pittsburgh on Sept. 25. Faulk, who was drafted by the Patriots in the second round out of LSU in 1999, has 217 career receptions and trails only Tony Collins' team-record 261 receptions from the running back position. Faulk's reception total ranks 10th among all Patriots receivers.

### RECEPTIONS BY PATRIOTS RUNNING BACKS

Player	Years	Rec.
1. Tony Collins.....	1981-87.....	261
2. <b>Kevin Faulk.....</b>	<b>1999-.....</b>	<b>217</b>
3. Sam Cunningham.....	1973-79,81-82.....	210
4. Larry Garron.....	1960-68.....	185

## NEON DEION

Wide receiver DEION BRANCH has established a new career high with 60 receptions in 2005, a mark that is tied for fourth in the AFC and tied for eighth in the NFL. His 60 receptions are the most by a Patriot since 2002, when Troy Brown grabbed 97 passes and David Patten caught 61 balls. Branch's previous career high was 57 receptions – set in 2002 – and he passed that mark on a 16-yard grab at Kansas City on Nov. 27. Branch has recorded five or more receptions in nine of the Patriots' 11 games this season.



### 2005 AFC RECEIVING LEADERS

Player	Team	Rec.	Yds	Avg.	Lg	TD
Chad Johnson	CIN	66	1,085	16.4	70t	7
Reggie Wayne	IND	64	812	12.7	66t	4
Marvin Harrison	IND	62	794	12.8	80t	9
<b>Deion Branch</b>	<b>NE</b>	<b>60</b>	<b>756</b>	<b>12.6</b>	<b>51</b>	<b>4</b>
Derrick Mason	BAL	60	715	11.9	35	2
Antonio Gates	SD	59	823	13.9	38	7
LaMont Jordan	OAK	59	483	8.2	28	2
Tony Gonzalez	KC	58	618	10.7	36	1

## BIG BENJAMIN

Tight end BENJAMIN WATSON has scored three touchdowns in 2005, including a pair of scores at Miami on Nov. 13. Watson became the first Patriot to score two receiving touchdowns since David Givens grabbed a pair at Pittsburgh on Oct. 31, 2004, and he became the first Patriots tight end to turn the trick since Daniel Graham did it at Arizona on Sept. 19, 2004. Watson's second touchdown grab against the Dolphins was a 17-yard game-winning score that gave the Patriots a 23-16 lead with 2:16 left in the game. Earlier in the season, Watson scored the first touchdown of his career on a 33-yard grab early in the third quarter against Atlanta on Oct. 9. The catch, which came in the sixth game of the former 2004 first-round pick's career, gave the Patriots a 21-13 lead in a game they eventually won, 31-28.

## MULTIPLE MILESTONES

Against Atlanta on Oct. 9, the Patriots had a 100-yard rusher, a 100-yard receiver and a 300-yard passer in the same game for the first time in eight years. Prior to achieving the feat against the Falcons, the last time the Patriots did it was on Nov. 2, 1997, when Curtis Martin ran for 104 yards, Shawn Jefferson caught for 108 yards and Drew Bledsoe threw for 313 yards in the Patriots' 23-18 loss to the Minnesota Vikings at the Metrodome. Against the Falcons, the Patriots' milestone men were Corey Dillon (106 rushing yards), Daniel Graham (119 receiving), Deion Branch (107 receiving) and Tom Brady (350 passing).

## THE DWIGHT STUFF

TIM DWIGHT hauled in a 59-yard pass from Tom Brady on Nov. 13 with 2:19 left in the game and the Patriots trailing 16-15. Dwight's catch was the first strike in a lightning quick 2-play drive, setting up a game-winning touchdown to Benjamin Watson. The catch was Dwight's longest since hauling in a career-long 78-yard bomb from Doug Flutie on Sept. 23, 2001 when both players were playing for the San Diego Chargers.

## PASS-ING THE TEST

PATRICK PASS had the most productive game of his career against Denver on Oct. 16, gaining a total of 153 yards from scrimmage, nearly three times his previous career high in that category. Against Denver, Pass set career highs with 89 receiving yards (which led all Patriots receivers) and 64 rushing yards (which led all Patriots rushers).



THREE-TIME SUPER BOWL CHAMPIONS







# SP. TEAMS/DEFENSE NEWS & NOTES

## SCORING MACHINE

ADAM VINATIERI is the second leading scorer in Patriots history, totaling 1,125 points in his nine-plus seasons with the club. He is five points behind Gino Cappelletti, the franchise's all-time leading scorer. Vinatieri made the team as a rookie free agent in 1996 and has scored 100 points or more in each of his first nine seasons, joining Jason Elam of the Denver Broncos as the only two kickers in NFL history to accomplish the feat. Vinatieri has kicked the most field goals in Patriots history, having tallied 257 successful boots in a Patriots uniform.



### LEADING SCORERS IN PATRIOTS HISTORY

#	SCORING	TD	PAT/PATA	2-Pt	FG/FGA	PTS
1	Gino Cappelletti	42	346/358	2	176/334	1,130
2	<b>Adam Vinatieri</b>	<b>0</b>	<b>352/359</b>	<b>1</b>	<b>257/314</b>	<b>1,125</b>
3	John Smith	0	308/323	0	128/191	692

## IRON MAN

Adam Vinatieri has played in 155 consecutive regular-season games, establishing the second longest consecutive game streak in franchise history. Vinatieri, who has also played in 15 straight playoff games and has not missed a game in his 10-year career, passed Gino Cappelletti's mark of 152 consecutive games, which was established from 1960-70, on Nov. 13 at Miami. Vinatieri now trails only Raymond Clayborn's record of 161 consecutive games, established from 1977-87.

## AUTOMATIC ADAM

ADAM VINATIERI has nailed two game-winning field goals so far this season, bring his career total of game-winning boots to 20. Vinatieri is the only kicker in NFL history to kick a game-winning field goal in the final minute of the Super Bowl and has accomplished the feat twice, including his 48-yarder to win Super Bowl XXXVI and a 41-yarder to win Super Bowl XXXVIII. Out of the Patriots' six playoff wins in 2001 and 2003, four were decided on game-winning boots by Vinatieri. His game-winners are listed below:

### ADAM VINATIERI'S GAME-WINNERS IN 2005

Date	Opponent	Yds	Time	Final Score
10/09/05	at Atlanta	29	0:17	31-28
09/25/05	at Pittsburgh	43	0:01	23-20

**A list of Vinatieri's game-winning field goals prior to this season can be found on page 225 of the 2005 Patriots Media Guide.**

## ADAM VINATIERI QUICK HITS

- > Vinatieri has been successful on 23 consecutive fourth-quarter field goal attempts, dating back to Dec. 8, 2002, when he missed a 43-yarder against the Buffalo Bills at Gillette Stadium.
- > Since the beginning of the 2001 season, Vinatieri is 22-for-23 (95.7 percent) in the fourth quarter when the Patriots are either leading or behind by a touchdown or less.
- > Vinatieri has hit 28 of his last 29 field goals (96.6 percent) in the second half, dating back to the 2003 regular-season finale.

## NFL ALL-TIME MOST ACCURATE KICKERS

PLAYER	TEAM	PCT.	FGM/FGA
1. Mike Vanderjagt	Colts	87.4	209/239
2. Phil Dawson	Browns	83.7	128/153
3. Matt Stover	Ravens	82.8	370/447
4. Jeff Wilkins	Rams	82.0	242/295
Ryan Longwell	Packers	82.0	218/266
6. David Akers	Eagles	81.9	149/182
<b>7. Adam Vinatieri</b>	<b>Patriots</b>	<b>81.8</b>	<b>257/314</b>
8. Olindo Mare	Dolphins	81.6	209/256
9. John Carney	Saints	80.9	381/471

## ABLE VRABEL

In proving to be one of the NFL's most versatile players, linebacker MIKE VRABEL has made important contributions for the Patriots on offense and defense. He has scored two touchdowns for the Patriots this season – one on offense and one on defense. He scored his first career defensive touchdown at Carolina on Sept. 18 when he returned an interception 24 yards for a touchdowns. Against New Orleans on Nov. 20, Vrabel scored on offense, snaring a 1-yard touchdown pass after lining up as a tight end in the team's goal line package. Below is a list of Vrabel's career touchdowns.



### MIKE VRABEL'S CAREER TOUCHDOWNS

Date	Opponent	Scoring Play	Yds
09/29/02	at San Diego	Reception	1
02/01/04	* Carolina	Reception	1
11/07/04	at St. Louis	Reception	2
01/02/05	San Francisco	Reception	1
02/06/05	^ Philadelphia	Reception	2
09/18/05	at Carolina	Interception Return	24
11/20/05	New Orleans	Reception	1

\*-Super Bowl XXXVIII ^-Super Bowl XXXIX

## WILLIE MAC ATTACK

WILLIE MCGINEST ranks third on the Patriots' all-time sacks list with 75.5 career sacks and needs 4.5 more sacks to move into second place on the Patriots' all-time list. He overtook Tony McGee for third place on the team's sacks list on Sept. 25, 2005 when he recorded two sacks against the Steelers in Pittsburgh. McGinest has started 33 consecutive games for the Patriots at outside linebacker, remaining a constant veteran presence in a defense that has been forced to adjust to numerous changes.



### PATRIOTS ALL-TIME SACK LEADERS

1. Andre Tippett, 1982-93.100.0	4. Tony McGee, 1974-81 ..... 72.5
2. Julius Adams, 1971-87....79.5	5. Ray Hamilton, 1973-81..... 54.0
3. <b>Willie McGinest</b> , 1994-.75.5	6. Chris Slade, 1993-00 ..... 51.0

## BIG-TIME BACKERS

Patriots linebackers take up four of the top nine spots on the NFL's career sacks list among active linebackers.

### ACTIVE LINEBACKERS SACKS LIST

Rk	Player	Team(s)	First Season	Sacks
1	<b>Chad Brown</b>	<b>PIT/SEA/NE</b>	<b>1993</b>	<b>78.0</b>
2	<b>Willie McGinest</b>	<b>NE</b>	<b>1994</b>	<b>75.5</b>
3	Peter Boulware	BAL	1997	69.0
4	Junior Seau	SD/MIA	1990	52.0
5	Joey Porter	PIT	1999	47.5
6	Kenard Lang	CLV	1997	43.0
7	<b>Rosevelt Colvin</b>	<b>CHI/NE</b>	<b>1999</b>	<b>36.5</b>
8	Brian Urlacher	CHI	2000	32.5
9	<b>Mike Vrabel</b>	<b>PIT/NE</b>	<b>1997</b>	<b>32.0</b>
10	Andre Carter	SF	2001	31.0

## RICHARD SEYMOUR: "BIG SEY"

Defensive lineman RICHARD SEYMOUR was named to his third consecutive Pro Bowl in 2004 and was voted a defensive captain by his teammates again this season. The former 2001 first-round draft pick recorded his first career multiple-sack game against Pittsburgh on Sept. 25. Last season, his 67 tackles and 5.0 sacks were tops among Patriots defensive linemen. He has recorded 243 tackles since 2002, leading all Patriots defensive linemen over that span.



THREE-TIME SUPER BOWL CHAMPIONS





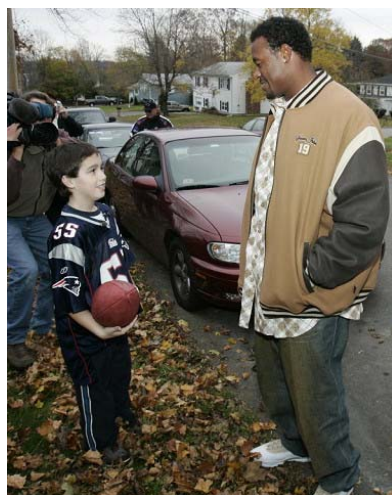
# PATRIOTS IN THE COMMUNITY

## WILLIE MCGINEST HEADS BACK TO FIFTH GRADE FOR TAKE A PLAYER TO SCHOOL DAY

Linebacker Willie McGinest made 10-year-old Beau Barrows' day very special when he accompanied him to school on November 15 as a part of NFL Take a Player to School Day. Barrows, a fifth grader, won the opportunity to have a Patriots player accompany him to Stacy Middle School in Milford, Mass. by entering a contest drawing.

After picking him up in a black stretch limo, Willie rode with Beau to school and gave a speech to all 900 middle school students on the importance of focusing on schoolwork and participating in after-school programs. McGinest stressed to the students that while they might not grow up to be famous athletes or actors, if they get their education they will be able to succeed in whatever career they are interested in. McGinest said that because of player meetings, studying film and learning his playbook, he still considers himself a student. McGinest said he even wears a backpack to carry his playbook.

"We still talk about [school] today. We still talk about it in the locker room," he said. "Who went to the best school? Who got the best grades? And we're grown men."



Willie McGinest and Beau Barrows prepare to take a limo ride to Stacy Middle School in Milford, Mass.

## PATRIOTS TO AWARD \$100,000 IN COLLEGE SCHOLARSHIPS TO LOCAL STUDENTS

The New England Patriots recently announced that the New England Patriots Charitable Foundation will be awarding \$100,000 in college scholarship money to local students this season.

Each week through "Totally Patriots," the team's new show aimed at younger fans, five students aged 13-18 years-old will be awarded scholarships ranging from \$500-\$2,500 during the "Write On" segment of the show. To apply, students must write an essay of at least 100 words and no more than 500 words on the Patriots' previous game. Each week, a first place winner will receive a \$2,500 college scholarship, second place will receive \$1,000, and three third place winners will each receive \$500 in scholarship money. All first place winners will also be eligible to win a \$15,000 grand prize scholarship or a \$10,000 runner-up scholarship at the conclusion of the season.

"Through the Patriots Charitable Foundation, we strive to improve the lives of the area's children by focusing many of our efforts on education," said Rena Clark, Vice President of Community Affairs and Corporate Philanthropy for the New England Patriots. "The financial demands of today's college education are considerable and scholarship money is vital for many families. The Kraft family and the Patriots organization are delighted to be able to provide many local students with assistance."

Essays can be submitted online at [www.totallypatriots.com](http://www.totallypatriots.com) or mailed to Kraft Sports Productions, Attn: "Write On" Contest, Gillette Stadium, 1 Patriot Place, Foxborough, MA 02035. For more information, students should tune in to Totally Patriots each Sunday at 11 AM on WCVB-TV.

The New England Patriots Charitable Foundation was established in 1994 by the Kraft family as a vehicle to help support the youth and families of New England. The Foundation's mission is to assist a variety of charitable organizations and programs that foster cultural diversity, education, family, and health. The Foundation uses its resources to serve the youth of New England by encouraging their education, growth, creativity and development of character; and to help support a better quality of life in the communities the Foundation serves.

## UPCOMING EVENTS

**Tuesday, Dec. 13 – Salvation Army Holiday Party**

**Monday, Dec. 19 – Willie McGinest's "Shop with a Jock"**



**THREE-TIME SUPER BOWL CHAMPIONS**





# BROADCAST INFORMATION

## PATRIOTS ALL ACCESS

**P**atriots All Access, an Emmy Award-winning one-hour magazine show, airs weekly throughout the season on WCVB-TV Channel 5 in Boston. Indicative of its name, Patriots All Access provides viewers exclusive, behind-the-scenes access and weekly in-depth features on Patriots players and personnel. WCVB's Mike Lynch hosts the program and is joined by head coach Bill Belichick for a weekly chalk talk and also by a Patriots player of the week. Another weekly segment takes a look at what Patriots players do off the field. The show also offers game previews, reviews and comprehensive analysis of every Patriots game.



### WCVB-TV Channel 5

**Patriots All Access**.....Saturdays at 7:00 p.m and Sundays at 10:00 a.m.

## TOTALLY PATRIOTS



**T**otally Patriots, a youth-oriented football show, is making its debut for the 2005 season, airing each Sunday morning on WCVB, Channel 5 in Boston. The show, hosted by Kerry Connolly, is geared towards young fans and includes a health and fitness segment as well as a weekly football tips feature with Patriots Hall of Fame linebacker Andre Tippett and a current Patriots player. Other features and segments emphasize the importance of an active lifestyle and let young football players hear directly from the pros. Check your local listings for other times and locations.

### WCVB-TV Channel 5

**Totally Patriots**.....Sundays at 11:00 a.m.

## WBCN PATRIOTS ROCK RADIO NETWORK

For the 11th consecutive season, WBCN was proud to be the flagship station for the Patriots Rock Radio Network. Every Patriots game was heard on WBCN (104.1 FM) and its network of 36 stations throughout all six New England states. Longtime broadcast tandem Gil Santos and Gino Cappelletti call all of the action in static-free stereo sound.



**FLAGSHIP STATION**  
**WBCN**  
**Boston ★ 104.1 FM**



### MASSACHUSETTS

WBSM	Fairhaven	1420 AM
WSAR	Fall River	1480 AM
WGAW	Gardner	1340 AM
WPVQ	Greenfield	95.3 FM
WBEC	Pittsfield	1420 AM
WBEC	Pittsfield	95.7 FM
WAQY	Springfield	102.1 FM
WXTK	Cape Cod	95.1 FM
WWFX	Worcester	100.1 FM

### MAINE

WEBB	Augusta	98.5 FM
WNSX	Bangor	97.7 FM
WHOU	Houlton	100.1 FM
WBLM	Portland	102.9 FM
WFZX	Searsport	101.7 FM

### CONNECTICUT

WCCC	Hartford	106.9 FM
WMOS	New London	104.7 FM
WINY	Putnam	1350 AM

### NEW HAMPSHIRE

WKXL	Concord	1450 AM
WSHK	Dover	105.3 FM
WSAK	Hampton	102.1 FM
WTPL	Hillsboro	107.7 FM
WVRR	Lebanon	101.7 FM
WFEA	Manchester	1370 AM
WWHQ	Meredith	101.5 FM
WPKQ	N. Conway	103.7 FM

### RHODE ISLAND

WSKO	Providence	790 AM
WSKO	Providence	99.7 FM

### VERMONT

WBTV	Bennington	1370 AM
WKVT	Battleboro	92.7 FM
WEAV	Burlington	960 AM
WXZO	Burlington	96.7 FM
WMXR	Woodstock	93.9 FM
WMOO	Derby	92.1 FM
WEXP	Rutland	101.5 FM
WSTJ	St. Johnsbury	1340 AM
WSNO	Waterbury	1450 AM

## PATRIOTS FOOTBALL WEEKLY ON WB56

Join the editorial staff of Patriots Football Weekly for a half-hour Patriots extravaganza every Saturday night during the football season on WLVI-TV (WB56).

### WLVI-TV Channel 56

**Patriots Football Weekly** ..... Every Saturday night at Midnight

## PATRIOTS.COM

The official Web site of the New England Patriots offers fans an exciting lineup of daily features and is one of the most advanced and exciting Web sites in all of sports. **Patriots.com Radio** features six hours of original daily programming beginning at noon ET and allows fans to interact with hosts and guests via phone and email. Besides these features, the site offers daily news updates, press releases, live coverage of all press conferences and much more.

## TELEVISION RATINGS

Historically, the Patriots have been at or near the top of the weekly television ratings for the 2.4 million homes in the Boston market. Below is a historical perspective to show the Patriots' consistent popularity in the Boston market.

### 2005 RATINGS: BOSTON TV MARKET

Date	Opponent	Net.	Boston TV	Rtg / Share
09/08	Oakland	ABC	WCVB 5	23.3 / 44
09/18	at Carolina	CBS	WBZ 4	22.3 / 50
09/25	at Pittsburgh	CBS	WBZ 4	29.9 / 52
10/02	San Diego	CBS	WBZ 4	21.0 / 43
10/09	at Atlanta	CBS	WBZ 4	27.4 / 55
10/16	at Denver	CBS	WBZ 4	28.9 / 48
10/30	Buffalo	ESPN	WCVB 5	27.8 / 46
11/07	Indianapolis	ABC	WCVB 5	27.4 / 44
11/13	at Miami	CBS	WBZ 4	24.7 / 53
11/20	New Orleans	Fox	WFXT 25	26.3 / 55
11/27	at Kansas City	CBS	WBZ 4	26.4 / 51

## RATINGS HISTORY

Season	Rating / Share
2005 Regular Season Average	25.9 / 49
2004 Regular Season Average	31.2 / 56
2004 Postseason Average	48.9 / 70
2003 Regular Season Average	26.8 / 51
2003 Postseason Average	47.0 / 72
2002 Regular Season Average	28.5 / 53
2001 Regular Season Average	24.7 / 48
2001 Postseason Average	47.4 / 73

**Note:** Each ratings point represents one percent of the 2.4 million homes in the Boston TV market.

## PATRIOTS MONDAY ON WEEI

Sports Radio WEEI has the exclusive rights to broadcast "Patriots Monday" from Gillette Stadium every week during the season. The daylong programming lineup offers fans unique access from head coach Bill Belichick and quarterback Tom Brady along with appearances by other star players.

### Sports Radio WEEI

850 AM (Boston) and 103.7 FM (Providence)

Time (Mondays)	Show	Guest(s)
6:00 – 10:00 a.m.	Dennis and Callahan	Tom Brady
10:00 a.m. – 2:00 p.m.	Dale and Holley	Stars of the Week
2:00 – 6:00 p.m.	The Big Show	Coach Belichick



**THREE-TIME SUPER BOWL CHAMPIONS**







# 2005 TRANSACTIONS

## MARCH, 2005

3/4 Duane Starks ..... Acquired via Trade (ARZ)  
 3/7 Pete Mangurian ..... Named Tight Ends Coach  
 Patrick Pass ..... Re-Signed  
 3/8 Stephen Neal ..... Re-Signed  
 3/13 Tim Dwight ..... Signed  
 3/15 Tom Ashworth ..... Re-Signed  
 3/22 Don Davis ..... Re-Signed  
 3/24 Ethan Kelley ..... Re-Signed

## APRIL, 2005

4/5 David Terrell ..... Signed  
 4/14 Monty Beisel ..... Signed  
 4/18 Wesly Mallard ..... Signed  
 4/23 Logan Mankins ..... Drafted  
 Ellis Hobbs ..... Drafted  
 Nick Kaczur ..... Drafted  
 4/24 James Sanders ..... Drafted  
 Ryan Claridge ..... Drafted  
 Matt Cassel ..... Drafted  
 Andy Stokes ..... Drafted  
 4/26 Chad Scott ..... Signed  
 4/29 Doug Flutie ..... Signed  
 DeCori Birmingham, Travis Conway, Kyle Eckel,  
 Robbie Gould, Ryan Krug, Mike Lorenz, Matt Phillips,  
 Andre Torrey, Raymond Ventrone and Mike Wright  
 ..... Signed as rookie free agents  
 4/30 Earl Charles, Michael McGrew, Michael Rogers  
 and Antonio Thomas ..... Signed as rookie free agents  
 Rhett Kopp ..... Signed  
 DeMarco McNeil ..... Signed

## MAY, 2005

5/2 Matt Phillips ..... Released  
 5/4 Keith Traylor ..... Released  
 5/6 Michael Rogers ..... Released  
 Mark Bartosic ..... Released  
 5/10 Chad Brown ..... Signed  
 5/12 Victor Leyva ..... Signed  
 5/18 Otis Smith ..... Signed and placed on Res./Retired  
 5/23 Troy Brown ..... Re-Signed

## JUNE, 2005

6/1 Lance Nimmo ..... Released  
 Chris Redman ..... Released  
 6/6 Antuan Edwards ..... Signed  
 6/9 Ike Charlton ..... Released  
 6/10 Andy Stokes ..... Signed  
 6/15 Travis Conway ..... Released  
 Mike Lorenz ..... Released  
 6/28 Bryan Anderson ..... Signed  
 Chad Morton ..... Signed  
 Matt Cassel ..... Signed  
 Ryan Claridge ..... Signed

## JULY, 2005

7/15 Scott Pioli ..... Signed to a contract extension  
 7/20 Nick Kaczur ..... Signed  
 James Sanders ..... Signed  
 7/22 Ellis Hobbs ..... Signed  
 DeCori Birmingham ..... Released  
 7/23 Earl Charles ..... Released  
 7/24 Bam Childress ..... Signed  
 DeMarco McNeil ..... Released  
 7/25 Logan Mankins ..... Signed  
 7/27 Michael McGrew ..... Released  
 7/28 Ted Johnson ..... Retired  
 Rich Musinski ..... Signed  
 Bryan Anderson, Tedy Bruschi, Tim Dwight,  
 Chad Morton and Bethel Johnson  
 ..... Placed on PUP list  
 Ethan Kelley ..... Placed on NFI list  
 7/29 Eugene Baker ..... Signed  
 Bryan Anderson ..... Released  
 7/31 Jason Anderson ..... Signed

## AUGUST, 2005

8/1 Tim Dwight ..... Activated from PUP list  
 Ethan Kelley ..... Released  
 Jake Schifino ..... Released  
 8/2 Mario Monds ..... Signed  
 8/3 Tom Sverchek ..... Signed  
 Rich Musinski ..... Released  
 8/5 Ricky Bryant ..... Released  
 8/8 Matt Brandt ..... Signed  
 Andy Stokes ..... Released  
 8/9 Matt Brandt ..... Released  
 8/14 Mario Monds ..... Released  
 8/15 Ifo Pili ..... Signed  
 Ryan Claridge ..... Placed on Reserve / Injured  
 Rhett Kopp ..... Released  
 8/21 Andre' Davis ..... Acquired via Trade (CLV)  
 8/24 Eugene Baker ..... Released  
 8/25 Antuan Edwards ..... Released  
 8/29 Rohan Davey, Cedric Cobbs  
 and Dexter Reid ..... Released  
 8/30 Jason Anderson, Robbie Gould, Ryan Krug,  
 Chad Morton, Ifo Pili, Hank Poteat  
 and Antonio Thomas ..... Released  
 Bethel Johnson ..... Activated from PUP list  
 Michael McGrew ..... Placed on Reserve / Injured

## SEPTEMBER, 2005

9/3 Eric Alexander, Rodney Bailey, Kory Chapman, Bam Childress,  
 Kyle Eckel, Joel Jacobs, Victor Leyva, Gene Mruczkowski, Jeff  
 Roehl, P.K. Sam, Grant Steen, Tom Sverchek, David Terrell,  
 Andre Torrey, Raymond Ventrone, Jed Weaver and Billy Yates  
 ..... Released  
 9/4 Eric Alexander, Kory Chapman, Bam Childress, Ryan Krug,  
 Jared Newberry, Raymond Ventrone and Billy Yates  
 ..... Signed to the Practice Squad  
 9/5 Wesley Britt ..... Signed to the Practice Squad  
 9/7 Andre Torrey ..... Signed to the Practice Squad  
 Raymond Ventrone ..... Released from Practice Squad  
 9/8 P.K. Sam ..... Signed to the Practice Squad  
 Ryan Krug ..... Released from Practice Squad  
 9/9 Raymond Ventrone ..... Signed to the Practice Squad  
 Andre Torrey ..... Released from Practice Squad  
 9/21 Antonio Thomas ..... Signed to the Practice Squad  
 9/27 Rodney Harrison ..... Placed on Reserve / Injured  
 Wesly Mallard ..... Released  
 9/28 Gene Mruczkowski, Michael Stone  
 and Amos Zereoue ..... Signed  
 Andre' Davis ..... Released  
 Ryan Krug ..... Signed to the Practice Squad  
 Jared Newberry ..... Released from Practice Squad

## OCTOBER, 2005

10/8 Eric Alexander ..... Signed to the active roster  
 Gene Mruczkowski ..... Released  
 10/11 Eric Alexander ..... Released  
 10/12 Arturo Freeman ..... Signed  
 Wesly Mallard ..... Signed  
 Chad Scott ..... Placed on Reserve / Injured  
 Eric Alexander ..... Signed to the Practice Squad  
 10/19 Andre' Davis ..... Signed  
 Hank Poteat ..... Signed  
 Guss Scott ..... Placed on Reserve / Injured  
 Wesly Mallard ..... Released  
 10/27 Tyrone Poole ..... Placed on Reserve / Injured  
 10/29 Tedy Bruschi ..... Activated from Reserve / PUP

## NOVEMBER, 2005

11/1 Heath Evans ..... Signed  
 Amos Zereoue ..... Released  
 11/4 Michael Cloud ..... Signed  
 Arturo Freeman ..... Released  
 11/10 Duane Starks ..... Placed on Reserve / Injured  
 11/12 Billy Yates ..... Signed to Active Roster  
 11/15 Artrell Hawkins ..... Signed  
 Gene Mruczkowski ..... Signed  
 Randall Gay ..... Placed on Reserve / Injured  
 Dan Koppen ..... Placed on Reserve / Injured  
 11/16 Michael Harden ..... Signed to the Practice Squad



THREE-TIME SUPER BOWL CHAMPIONS





# 2005 OFFENSIVE STATISTICS

WON 6, LOST 5

09/08 W 30-20	Oakland	68,756
09/18 L 17-27	at Carolina	73,528
09/25 W 23-20	at Pittsburgh	64,868
10/02 L 17-41	San Diego	68,756
10/09 W 31-28	at Atlanta	71,079
10/16 L 20-28	at Denver	76,571
10/30 W 21-16	Buffalo	68,756
11/07 L 21-40	Indianapolis	68,756
11/13 W 23-16	at Miami	73,405
11/20 W 24-17	New Orleans	68,756
11/27 L 16-26	at Kansas City	78,025
12/04	New York Jets	
12/11	at Buffalo	
12/17	Tampa Bay	
12/26	at New York Jets	
01/01	Miami	

	N.E.	Opp.
TOTAL FIRST DOWNS	214	239
Rushing	60	77
Passing	137	138
Penalty	17	24
3rd Down: Made/Att	53/141	66/152
3rd Down Pct.	37.6	43.4
4th Down: Made/Att	5/7	1/4
4th Down Pct.	71.4	25.0
POSSESSION AVG.	27:51	32:09
TOTAL NET YARDS	3825	4249
Avg. Per Game	347.7	386.3
Total Plays	671	725
Avg. Per Play	5.7	5.9
NET YARDS RUSHING	918	1307
Avg. Per Game	83.5	118.8
Total Rushes	253	341
NET YARDS PASSING	2907	2942
Avg. Per Game	264.3	267.5
Sacked/Yards Lost	20/158	16/111
Gross Yards	3065	3053
Att./Completions	398/242	368/214
Completion Pct.	60.8	58.2
Had Intercepted	11	5
PUNTS/AVERAGE	57/45.8	54/44.2
NET PUNTING AVG.	57/39.5	54/37.9
PENALTIES/YARDS	76/641	92/754
FUMBLES/BALL LOST	15/9	9/5
TOUCHDOWNS	29	32
Rushing	10	10
Passing	18	21
Returns	1	1

* SCORE BY PERIODS	Q1	Q2	Q3	Q4	OT	PTS
TEAM	62	30	73	78	0	243
OPPONENTS	41	108	51	79	0	279

* SCORING	T	D	Ru	Pa	Rt	K	PAT	FG	S	PTS
Vinatieri	0	0	0	0	0	25/26	14/18	0	67	
Dillon	7	7	0	0	0			0	42	
Branch	4	0	4	0	0			0	24	
Graham	3	0	3	0	0			0	18	
Pass	3	3	0	0	0			0	18	
Watson	3	0	3	0	0			0	18	
Dwight	2	0	2	0	0			0	12	
Vrabel	2	0	1	1	0			0	12	
T. Brown	1	0	1	0	0			0	6	
A. Davis	1	0	1	0	0			0	6	
Fauria	1	0	1	0	0			0	6	
Givens	1	0	1	0	0			0	6	
Johnson	1	0	1	0	0			0	6	
Evans LG	0	0	0	0	0			0	2	
Evans TM	0	0	0	0	0			0	2	
TEAM	29	10	18	1	25/26	14/18	0	243	36G	(30N, 46G) (25G, 20G, 33G, 47G)
OPPONENTS	32	10	21	1	28/28	19/24	0	279		

2-Pt. Conversions: Evans (LG), Evans (TM), TEAM 1-3, OPPONENTS 1-4

**SACKS:** Colvin 3.5, McGinest 3.5, Vrabel 2.5, Seymour 2, Green 1.5, Beisel 1, Warren 1, Klecko 0.5, Wilfork 0.5, TEAM 16, OPPONENTS 20

* PASSING	Att	Cmp	Yds	Cmp%	Yds/Att	TD	TD%	Int	Int%	Long	Sack/Lost	Rating
Brady	387	237	3030	61.2	7.83	18	4.7	10	2.6	71	19/ 145	90.5
Flutie	7	3	20	42.9	2.86	0	0.0	0	0.0	13	1/ 13	50.3
Cassel	4	2	15	50.0	3.75	0	0.0	1	25.0	12	0/ 0	19.8
TEAM	398	242	3065	60.8	7.70	18	4.5	11	2.8	71	20/ 158	88.4
OPPONENTS	368	214	3053	58.2	8.30	21	5.7	5	1.4	85t	16/ 111	98.5

* RUSHING	No.	Yds	Avg	Long	TD
Dillon	126	441	3.5	29	7
Pass	42	205	4.9	31	3
Evans LG	40	169	4.2	21	0
Evans TM	39	169	4.3	21	0
Brady	12	38	3.2	15	0
Faulk	14	28	2.0	4	0
Dwight	3	16	5.3	12	0
Zereoue	7	14	2.0	12	0
Cloud	9	8	0.9	7	0
Cassel	1	-1	-1.0	-1	0
TEAM	253	918	3.6	31	10
OPPONENTS	341	1307	3.8	68	10

* RECEIVING	No.	Yds	Avg	Long	TD
Branch	60	756	12.6	51	4
Givens	42	477	11.4	35	1
T. Brown	25	326	13.0	71	1
Watson	20	287	14.4	35	3
Pass	20	221	11.1	39	0
Dwight	16	279	17.4	59	2
Graham	16	235	14.7	45t	3
Faulk	13	116	8.9	23	0
Evans LG	12	81	6.8	15	0
Evans TM	8	64	8.0	15	0
Dillon	10	118	11.8	25	0
Johnson	4	67	16.8	55t	1
A. Davis	3	89	29.7	60t	1
Fauria	3	24	8.0	18	1
Zereoue	1	5	5.0	5	0
Vrabel	1	1	1.0	1t	1
TEAM	242	3065	12.7	71	18
OPPONENTS	214	3053	14.3	85t	21

* INTERCEPTIONS	No.	Yds	Avg	Long	TD
Vrabel	2	23	11.5	24t	1
Hobbs	1	8	8.0	8	0
Samuel	1	0	0.0	0	0
Wilson	1	0	0.0	0	0
TEAM	5	31	6.2	24t	1
OPPONENTS	11	94	8.5	41t	1

* PUNTING	No.	Yds	Avg	Net	TB	In	Lg	B
Miller	56	2610	46.6	39.5	3	18	59	1
TEAM	57	2610	45.8	39.5	3	18	59	1
OPPONENTS	54	2387	44.2	37.9	6	17	66	0

* PUNT RETURNS	Ret	FC	Yds	Avg	Long	TD
Dwight	22	7	200	9.1	29	0
T. Brown	3	5	11	3.7	5	0
Johnson	1	0	11	11.0	11	0
TEAM	26	12	222	8.5	29	0
OPPONENTS	32	8	297	9.3	76	0

* KICKOFF RETURNS	No.	Yds	Avg	Long	TD
Johnson	27	605	22.4	54	0
Hobbs	15	361	24.1	37	0
Dwight	8	183	22.9	32	0
Faulk	3	65	21.7	26	0
Banta-Cain	1	14	14.0	14	0
Izzo	1	0	0.0	0	0
Stone	1	0	0.0	0	0
TEAM	56	1228	21.9	54	0
OPPONENTS	45	1052	23.4	46	0

* FIELD GOALS	1-19	20-29	30-39	40-49	50+
Vinatieri	0/ 0	4/ 4	7/ 8	3/ 4	0/2
TEAM	0/ 0	4/ 4	7/ 8	3/ 4	0/2
OPPONENTS	0/ 0	6/ 6	6/ 8	4/ 6	3/4
Vinatieri: (26G) (45G) (53N, 48G, 35G, 43G) (37N, 24G) (29G) (39G, 53N, 38G) (44N) ( ) (35G, 32G, 33G)					
(37G) (29G)					
OPPONENTS: (43N) (51G, 52G) (33G, 52N, 24G) (42G, 21G) (33G, 58G) ( ) (46N, 23G, 35G, 41G) (35G, 20G) (31N, 36G) (30N, 46G) (25G, 20G, 33G, 47G)					



THREE-TIME SUPER BOWL CHAMPIONS





# 2005 DEFENSIVE STATISTICS

Tackle Statistics Based on Coaches' Film Review

DEFENSIVE STATISTICS											SP. TEAMS					FUMBLES - LOST (15-9)				
Name	TT	UT	A	S/ YL	Int/	Yds	PD	FF	FR		TT	UT	A	FF	FR	Own				
																No.	Lost	Rec.	O.B.	
Mike Vrabel	89	63	26	2.5	14.0	2	23	4	-	-	4	2	2	-	-	Tom Brady	4	3	0	0
Vince Wilfork	70	31	39	0.5	4.0	-	-	1	-	1	0	0	0	-	-	Kevin Faulk	2	2	0	0
Rosevelt Colvin	57	37	20	3.5	30.0	-	-	2	2	1	0	0	0	-	-	Corey Dillon	1	1	0	0
Eugene Wilson	57	35	22	-	-	1	0	8	-	1	7	4	3	-	-	Doug Flutie	1	1	0	0
Ty Warren	55	28	27	1.0	8.0	-	-	1	-	1	0	0	0	-	-	Benjamin Watson	1	1	0	0
Richard Seymour	50	28	22	2.0	17.0	-	-	3	1	-	0	0	0	-	-	Patrick Pass	2	1	0	0
Willie McGinest	49	41	8	3.5	18.0	-	-	5	-	-	0	0	0	-	-	Daniel Graham	1	0	1	0
Monty Beisel	47	26	21	1.0	2.0	-	-	1	1	-	4	3	1	-	-	Ellis Hobbs	1	0	1	0
Jarvis Green	45	25	20	1.5	14.0	-	-	-	1	-	0	0	0	-	-	Bethel Johnson	1	0	1	0
Chad Brown	43	29	14	-	-	-	-	-	-	-	3	2	1	-	-	Tim Dwight	1	0	1	0
Tedy Bruschi	43	20	23	-	-	-	-	2	-	-	2	1	1	-	-	Logan Mankins	0	0	1	0
Asante Samuel	42	31	11	-	-	1	0	13	-	-	0	0	0	-	-	Tom Ashworth	0	0	1	0
Michael Stone	27	23	4	-	-	-	-	-	-	-	7	3	4	-	-	Totals	15	9	6	0
Duane Starks	26	18	8	-	-	-	-	5	-	-	0	0	0	-	-					
Ellis Hobbs	22	13	9	-	-	1	8	6	-	2	3	1	2	-	-					
Guss Scott	19	16	3	-	-	-	-	-	-	-	5	2	3	-	-					
Rodney Harrison	16	7	9	-	-	-	-	1	-	-	3	2	1	-	-					
Randall Gay	11	10	1	-	-	-	-	1	-	-	3	2	1	-	-					
Mike Wright	11	7	4	-	-	-	-	-	-	-	0	0	0	-	-					
Arturo Freeman	8	5	3	-	-	-	-	-	-	-	0	0	0	-	-					
Hank Poteat	6	6	0	-	-	-	-	-	-	-	0	0	0	-	-					
Marquise Hill	5	4	1	-	-	-	-	-	-	-	0	0	0	-	-					
Dan Klecko	4	4	0	0.5	4.0	-	-	-	-	-	1	0	1	-	-					
Artrell Hawkins	4	3	1	-	-	-	-	-	-	-	0	0	0	-	-					
James Sanders	3	3	0	-	-	-	-	-	-	-	1	0	1	-	-					
Chad Scott	2	2	0	-	-	-	-	-	-	-	0	0	0	-	-					
Matt Chatham	2	0	2	-	-	-	-	-	-	-	11	2	9	-	-					
Tyrone Poole	1	1	0	-	-	-	-	-	-	-	0	0	0	-	-					
Don Davis	0	0	0	-	-	-	-	-	-	-	20	5	15	-	-					
Larry Izzo	0	0	0	-	-	-	-	1	-	-	12	8	4	-	-					
Tully Banta-Cain	0	0	0	-	-	-	-	-	-	-	8	3	5	-	-					
Bethel Johnson	0	0	0	-	-	-	-	-	-	-	6	5	1	-	1					
Patrick Pass	0	0	0	-	-	-	-	-	-	-	5	4	1	-	-					
Wesly Mallard	0	0	0	-	-	-	-	-	-	-	3	2	1	-	-					
Michael Cloud	0	0	0	-	-	-	-	-	-	-	2	1	1	-	-					
Lonie Paxton	0	0	0	-	-	-	-	-	-	-	2	0	2	-	-					
Benjamin Watson	0	0	0	-	-	-	-	-	-	-	1	1	0	-	-					
Daniel Graham	0	0	0	-	-	-	-	-	-	-	1	1	0	-	-					
Heath Evans	0	0	0	-	-	-	-	-	-	-	1	0	1	-	-					
Tim Dwight	0	0	0	-	-	-	-	-	-	-	0	0	0	-	1					
Totals	814	516	298	16.0	111.0	5	31	54	5	6	115	54	61	0	2					

BLOCKED KICKS			
	XP	FG	P
Totals	0	0	0

MISC. OFFENSIVE STATS				
	Tkl	Ast	FF	FR
Deion Branch	2	0	0	0
Stephen Neal	2	0	0	0
Troy Brown	1	0	0	0
Heath Evans	1	0	0	0
Benjamin Watson	1	0	0	0
Matt Light	1	0	0	0
Logan Mankins	1	0	0	0
Daniel Graham	1	0	0	0
Kevin Faulk	1	0	0	0
Dan Koppen	1	0	0	0
Totals	12	0	0	0

BLOCKED KICKS			
	XP	FG	P
<b>Totals</b>	<b>0</b>	<b>0</b>	<b>0</b>

MISC. OFFENSIVE STATS				
	Tkl	Ast	FF	FR
Deion Branch	2	0	0	0
Stephen Neal	2	0	0	0
Troy Brown	1	0	0	0
Heath Evans	1	0	0	0
Benjamin Watson	1	0	0	0
Matt Light	1	0	0	0
Logan Mankins	1	0	0	0
Daniel Graham	1	0	0	0
Kevin Faulk	1	0	0	0
Dan Koppen	1	0	0	0
<b>Totals</b>	<b>12</b>	<b>0</b>	<b>0</b>	<b>0</b>

## LEGEND

TT- Total Tackles	PD- Pass Defensed
UT- Unassisted Tackles	FF- Forced Fumbles
A- Assists	FR- Fumbles Recovered
S/Yds- Sacks/Yards Lost	Tack. T.O. - Tackles off Turnovers
I/Ret.- Interceptions/Return Yards	O.B. - Out of Bounds



THREE-TIME SUPER BOWL CHAMPIONS







# How The 2005 Patriots Were Built

YEAR	DRAFTEES (26)	AS OF NOVEMBER 28, 2005 VETERAN FREE AGENTS (17)	WAIVERS (1) / TRADES (2)	ROOKIE AND FIRST-YEAR FREE AGENTS (7)
1993	Troy Brown (8)			
1994	Willie McGinest (1)			
1995				
1996	Tedy Bruschi (3)			Adam Vinatieri (fa)
1997				
1998				
1999	Kevin Faulk (2)			
2000	Tom Brady (6b) Patrick Pass (7b)		Matt Chatham (fa) (cw-STL)	Lonie Paxton (fa)
2001	Richard Seymour (1) Matt Light (2)	Larry Izzo (fa) (MIA) Mike Vrabel (3) (PIT)		Tom Ashworth (fa) Stephen Neal (fa)
2002	Daniel Graham (1) Deion Branch (2) Jarvis Green (4b) David Givens (7b)	Christian Fauria (2) (SEA)		Russ Hochstein (5)
2003	Ty Warren (1) Eugene Wilson (2a) Bethel Johnson (2b) Dan Klecko (D4a) Asante Samuel (4b) Tully Banta-Cain (7b)	Rosevelt Colvin (4) (CHI) Don Davis (fa) (STL) Brandon Gorin (7) (SD)		Gene Mruczkowski (fa)
2004	Vince Wilfork (1a) Benjamin Watson (1b) Marquise Hill (2)	Josh Miller (fa) (PIT) Billy Yates (fa) (MIA)	Corey Dillon (2) (tr-CIN)	
2005	Logan Mankins (1) Ellis Hobbs (3a) Nick Kaczur (3b) James Sanders (4) Matt Cassel (7a)	Monty Beisel (4) (KC) Chad Brown (2) (SEA) Michael Cloud (2) (NYG) Tim Dwight (4) (SD) Heath Evans (3) (MIA) Doug Flutie (11) (SD) Artrell Hawkins (2) (WAS) Hank Poteat (3) (PIT) Michael Stone (2) (STL)	Andre' Davis (2) (tr-CLV)	Mike Wright (fa)

## INJURED RESERVE (9)

Ryan Claridge (D5-05)  
Randall Gay (FA-04)  
Rodney Harrison (FA-03)  
Dan Koppen (D5-03)  
Michael McGrew (FA-05)  
Tyrone Poole (FA-03)  
Chad Scott (FA-05)  
Guss Scott (D3-04)  
Duane Starks (TR-05)

^ Restricted Free Agent

(#) - indicates round drafted

(fa) - indicates non-drafted free agents



THREE-TIME SUPER BOWL CHAMPIONS





# UNOFFICIAL 2005 DEPTH CHART

Unofficial depth chart compiled by Patriots Media Relations, November 28, 2005

## OFFENSE

<b>WR:</b> 83 Deion Branch (11/11/0/0)	86 Tim Dwight (11/1/0/0)	81 Bethel Johnson (7/1/0/4)*
<b>LT:</b> <u>77 Nick Kaczur (11/8/0/0)</u>	76 Brandon Gorin (7/3/1/3)	72 Matt Light (3/3/0/8)*
<b>LG:</b> <u>70 Logan Mankins (11/11/0/0)</u>	71 Russ Hochstein (11/2/0/0)	
<b>C:</b> 71 Russ Hochstein (11/2/0/0)	64 Gene Mruczkowski (2/0/0/1)	
<b>RG:</b> 61 Stephen Neal (11/11/0/0)	74 Billy Yates (2/0/0/1)*	
<b>RT:</b> 76 Brandon Gorin (7/3/1/3)	68 Tom Ashworth (9/8/0/2)	
<b>TE:</b> 82 Daniel Graham (10/9/0/1)	84 Benjamin Watson (11/6/0/0)	88 Christian Fauria (11/6/0/0)
<b>WR:</b> 87 David Givens (8/6/0/3)*	80 Troy Brown (8/1/1/2)	18 Andre' Davis (4/2/0/4)
<b>QB:</b> 12 Tom Brady (11/11/0/0)	2 Doug Flutie (1/0/10/0)	<u>16 Matt Cassel (1/0/0/10)*</u>
<b>RB:</b> 28 Corey Dillon (8/7/1/2)*	34 Michael Cloud (4/0/0/0)	33 Kevin Faulk (3/0/0/8)*
<b>FB:</b> 35 Patrick Pass (9/4/0/2)	44 Heath Evans (4/1/0/0)	

## DEFENSE

<b>LE:</b> 94 Ty Warren (11/11/0/0)	91 Marquise Hill (7/0/0/4)	
<b>NT:</b> 75 Vince Wilfork (11/11/0/0)	<u>99 Mike Wright (10/0/1/0)</u>	90 Dan Klecko (8/0/0/3)*
<b>RE:</b> 93 Richard Seymour (7/7/0/4)	97 Jarvis Green (11/5/0/0)	
<b>OLB:</b> 59 Roosevelt Colvin (11/6/0/0)	58 Matt Chatham (10/0/0/1)	
<b>ILB:</b> 54 Tedy Bruschi (5/5/0/0)	52 Monty Beisel (10/6/0/1)	53 Larry Izzo (11/0/0/0)
<b>ILB:</b> 50 Mike Vrabel (11/11/0/0)	98 Chad Brown (10/5/0/1)	51 Don Davis (11/0/0/0)
<b>OLB:</b> 55 Willie McGinest (11/11/0/0)	95 Tully Banta-Cain (9/0/0/2)	
<b>LCB:</b> 22 Asante Samuel (11/11/0/0)	32 Hank Poteat (5/0/0/0)	
<b>RCB:</b> <u>27 Ellis Hobbs (11/3/0/0)</u>	25 Artrell Hawkins (2/1/0/0)	
<b>SS:</b> 24 Michael Stone (8/2/0/0)	25 Artrell Hawkins (2/1/0/0)	
<b>FS:</b> 26 Eugene Wilson (11/11/0/0)	<u>36 James Sanders (5/1/0/6)</u>	

## SPECIAL TEAMS

<b>K:</b> 4 Adam Vinatieri (11/0/0/0)	8 Josh Miller (11/0/0/0)	
<b>P:</b> 8 Josh Miller (11/0/0/0)	4 Adam Vinatieri (11/0/0/0)	
<b>H:</b> 8 Josh Miller (11/0/0/0)	12 Tom Brady (11/11/0/0)	
<b>PR:</b> 80 Troy Brown (8/1/1/2)	86 Tim Dwight (11/1/0/0)	
<b>KR:</b> 86 Tim Dwight (11/1/0/0)	81 Bethel Johnson (7/1/0/4)*	<u>27 Ellis Hobbs (11/3/0/0)</u>
<b>LS:</b> 66 Lonie Paxton (11/0/0/0)	71 Russ Hochstein (11/2/0/0)	

\*- Player was inactive for last week's game  
Rookie and first-year players are underlined

## PATRIOTS PRONUNCIATION GUIDE

Monty Beisel.....	BYE-sull	Bethel Johnson .....	BETH-ull
Matt Cassel .....	CASTLE	Nick Kaczur .....	KÄ-zur
Christian Fauria .....	FOUR-ee-ay	Gene Mruczkowski .....	MERCH-kowski
Marquise Hill .....	mar-KEESE	Adam Vinatieri .....	vin-a-TERRY
Russ Hochstein.....	HOKE-stine		



THREE-TIME SUPER BOWL CHAMPIONS





# 2005 ALPHABETICAL ROSTER

November 28, 2005

#	NAME	POS	HT	WT	BORN	YR	COLLEGE	H.S. HOMETOWN
68	Ashworth, Tom	T	6-6	305	10/10/77	4	Colorado	Englewood, Colo.
95	Banta-Cain, Tully	LB	6-2	250	08/28/80	3	California	Sunnyvale, Calif.
52	Beisel, Monty	LB	6-3	238	08/20/78	5	Kansas State	Douglass, Kan.
12	Brady, Tom	QB	6-4	225	08/03/77	6	Michigan	San Mateo, Calif.
83	Branch, Deion	WR	5-9	193	07/18/79	4	Louisville	Albany, Ga.
98	Brown, Chad	LB	6-2	245	07/12/70	13	Colorado	Altadena, Calif.
80	Brown, Troy	WR	5-10	196	07/02/71	13	Marshall	Blackville, S.C.
54	Bruschi, Tedy	LB	6-1	247	06/09/73	10	Arizona	Roseville, Calif.
16	Cassel, Matt	QB	6-4	222	05/17/82	R	Southern California	Northridge, Calif.
58	Chatham, Matt	LB	6-4	250	06/28/77	6	South Dakota	Sioux City, Iowa
34	Cloud, Michael	RB	5-10	205	07/01/75	7	Boston College	Portsmouth, R.I.
59	Colvin, Rosevelt	LB	6-3	250	09/05/77	7	Purdue	Indianapolis, Ind.
18	Davis, Andre'	WR	6-1	195	06/12/79	4	Virginia Tech	Niskayuna, N.Y.
51	Davis, Don	LB	6-1	235	12/17/72	10	Kansas	Olathe, Kan.
28	Dillon, Corey	RB	6-1	225	10/24/74	9	Washington	Seattle, Wash.
86	Dwight, Tim	WR	5-8	180	07/13/75	8	Iowa	Iowa City, Iowa
44	Evans, Heath	FB	6-0	250	12/30/78	5	Auburn	West Palm Beach, Fla.
33	Faulk, Kevin	RB	5-8	202	06/05/76	7	Louisiana State	Carencro, La.
88	Fauria, Christian	TE	6-4	250	09/22/71	11	Colorado	Encino, Calif.
2	Flutie, Doug	QB	5-10	180	10/23/62	12	Boston College	Natick, Mass.
87	Givens, David	WR	6-0	215	08/16/80	4	Notre Dame	Humble, Texas
76	Gorin, Brandon	T	6-6	308	07/17/78	4	Purdue	Muncie, Ind.
82	Graham, Daniel	TE	6-3	257	11/16/78	4	Colorado	Denver, Colo.
97	Green, Jarvis	DL	6-3	290	01/12/79	4	Louisiana State	Donaldsonville, La.
25	Hawkins, Artrell	CB	5-10	190	11/24/76	8	Cincinnati	Johnstown, Pa.
91	Hill, Marquise	DE	6-6	300	08/07/82	2	Louisiana State	New Orleans, La.
27	Hobbs, Ellis	CB	5-9	188	05/16/83	R	Iowa State	DeSoto, Texas
71	Hochstein, Russ	G	6-4	305	10/07/77	5	Nebraska	Hartington, Neb.
53	Izzo, Larry	LB	5-10	228	09/26/74	10	Rice	Houston, Texas
81	Johnson, Bethel	WR	5-11	200	02/11/79	3	Texas A&M	Corsicana, Texas
77	Kaczur, Nick	T	6-4	319	07/28/79	R	Toledo	Brantford, Ontario
90	Klecko, Dan	DL	5-11	275	01/12/81	3	Temple	Colts Neck, N.J.
72	Light, Matt	T	6-4	305	06/23/78	5	Purdue	Greenville, Ohio
70	Mankins, Logan	OL	6-4	307	03/10/82	R	Fresno State	Catheys Valley, Calif.
55	McGinest, Willie	LB	6-5	270	12/11/71	12	Southern California	Long Beach, Calif.
8	Miller, Josh	P	6-4	225	07/14/70	10	Arizona	Rockaway, N.Y.
64	Mruczkowski, Gene	G/C	6-2	305	06/06/80	3	Purdue	Cleveland, Ohio
61	Neal, Stephen	G	6-4	305	10/09/76	4	Cal State-Bakersfield	San Diego, Calif.
35	Pass, Patrick	FB	5-10	217	12/31/77	6	Georgia	Tucker, Ga.
66	Paxton, Lonie	LS	6-2	260	03/13/78	6	Sacramento State	Corona, Calif.
32	Poteat, Hank	CB	5-10	192	08/30/77	4	Pittsburgh	Harrisburg, Pa.
22	Samuel, Asante	CB	5-10	185	01/06/81	3	Central Florida	Ft. Lauderdale, Fla.
36	Sanders, James	S	5-10	207	11/11/83	R	Fresno State	Porterville, Calif.
93	Seymour, Richard	DL	6-6	310	10/06/79	5	Georgia	Gadsden, S.C.
24	Stone, Michael	S	6-0	201	02/13/78	5	Memphis	Southfield, Mich.
4	Vinatieri, Adam	K	6-0	202	12/28/72	10	South Dakota State	Rapid City, S.D.
50	Vrabel, Mike	LB	6-4	261	08/14/75	9	Ohio State	Akron, Ohio
94	Warren, Ty	DL	6-5	300	02/06/81	3	Texas A&M	Bryan, Texas
84	Watson, Benjamin	TE	6-3	253	12/18/80	2	Georgia	Rock Hill, S.C.
75	Wilfork, Vince	DL	6-2	325	11/04/81	2	Miami (Fla.)	Boynton Beach, Fla.
26	Wilson, Eugene	DB	5-10	195	08/17/80	3	Illinois	Merrillville, Ind.
99	Wright, Mike	DL	6-4	295	03/01/82	R	Cincinnati	Cincinnati, Ohio
74	Yates, Billy	G	6-2	305	04/15/80	2	Texas A&M	Fort Worth, Texas

## PRACTICE SQUAD

49	Alexander, Eric	LB	6-2	240	02/08/82	2	Louisiana State	Port Arthur, Texas
65	Britt, Wesley	T	6-8	314	11/21/81	R	Alabama	Cullman, Ala.
13	Childress, Bam	WR	5-10	185	03/31/82	R	Ohio State	Warrensville Heights, Ohio
42	Harden, Michael	CB	5-11	190	10/21/81	1	Missouri	Kansas City, Mo.
60	Krug, Ryan	G	6-4	304	06/07/82	R	Connecticut	Pine Beach, N.J.
14	Sam, P.K.	WR	6-3	210	02/26/83	2	Florida State	Buford, Ga.
92	Thomas, Santonio	DL	6-4	308	07/02/81	R	Miami (Fla.)	Belle Glade, Fla.
41	Ventrone, Raymond	S	5-10	200	10/21/82	R	Villanova	Pittsburgh, Pa.

## HEAD COACH: BILL BELICHICK

**ASSISTANTS:** Joel Collier, Assistant Secondary; Brian Daboll, Wide Receivers; Ivan Fears, Running Backs; Pepper Johnson, Defensive Line; Eric Mangini, Defensive Coordinator; Pete Mangurian, Tight Ends; Josh McDaniels, Quarterbacks; Harold Nash, Assistant Strength and Conditioning; Matt Patricia, Assistant Offensive Line; Dean Pees, Linebackers; Dante Scarnecchia, Assistant Head Coach/Offensive Line; Brad Seely, Special Teams; Mike Woicik, Strength and Conditioning.



THREE-TIME SUPER BOWL CHAMPIONS





# 2005 NUMERICAL ROSTER

November 28, 2005

#	NAME	POS	HT	WT	AGE	YR	COLLEGE	HOW ACQ.	P/S/D/I
2	Doug Flutie	QB	5-10	180	43	12	Boston College	FA (SD)-05	1/0/10/0
4	Adam Vinatieri	K	6-0	202	32	10	South Dakota State	FA-96	11/0/0/0
8	Josh Miller	P	6-4	225	35	10	Arizona	FA (PIT)-04	11/0/0/0
12	Tom Brady	QB	6-4	225	28	6	Michigan	D6b-00	11/11/0/0
16	Matt Cassel	QB	6-4	222	23	R	Southern California	D7a-05	1/0/0/10
18	Andre' Davis	WR	6-1	195	26	4	Virginia Tech	TR (CLV)-05	4/2/0/4
22	Asante Samuel	CB	5-10	185	24	3	Central Florida	D4b-03	11/11/0/0
24	Michael Stone	S	6-0	201	27	5	Memphis	FA (STL)-05	8/2/0/0
25	Artrell Hawkins	CB	5-10	190	29	8	Cincinnati	FA (WAS)-05	2/1/0/0
26	Eugene Wilson	DB	5-10	195	25	3	Illinois	D2a-03	11/11/0/0
27	Ellis Hobbs	CB	5-9	188	22	R	Iowa State	D3a-05	11/3/0/0
28	Corey Dillon	RB	6-1	225	31	9	Washington	TR (CIN)-04	8/7/1/2
32	Hank Poteat	CB	5-10	192	28	4	Pittsburgh	FA (CAR)-04	5/0/0/0
33	Kevin Faulk	RB	5-8	202	29	7	Louisiana State	D2-99	3/0/0/8
34	Michael Cloud	RB	5-10	205	30	7	Boston College	FA-05	4/0/0/0
35	Patrick Pass	FB	5-10	217	27	6	Georgia	D7b-00	9/4/0/2
36	James Sanders	S	5-10	207	22	R	Fresno State	D4-05	5/1/0/6
44	Heath Evans	FB	6-0	250	26	5	Auburn	FA (MIA)-05	4/1/0/0
50	Mike Vrabel	LB	6-4	261	30	9	Ohio State	UFA (PIT)-01	11/11/0/0
51	Don Davis	LB	6-1	235	32	10	Kansas	UFA (STL)-03	11/0/0/0
52	Monty Beisel	LB	6-3	238	27	5	Kansas State	UFA (KC)-05	10/5/0/1
53	Larry Izzo	LB	5-10	228	31	10	Rice	UFA (MIA)-01	11/0/0/0
54	Tedy Bruschi	LB	6-1	247	32	10	Arizona	D3-96	5/5/0/0
55	Willie McGinest	LB	6-5	270	33	12	Southern California	D1-94	11/11/0/0
58	Matt Chatham	LB	6-4	250	27	6	South Dakota	CW-00	10/0/0/1
59	Rosevelt Colvin	LB	6-3	250	28	7	Purdue	UFA (CHI)-03	11/6/0/0
61	Stephen Neal	G	6-4	305	29	4	Cal State-Bakersfield	FA-01	11/11/0/0
64	Gene Muczkowski	G/C	6-2	305	25	3	Purdue	FA-03	2/0/0/1
66	Lonie Paxton	LS	6-2	260	27	6	Sacramento State	FA-00	11/0/0/0
68	Tom Ashworth	T	6-6	305	28	4	Colorado	FA-01	9/8/0/2
70	Logan Mankins	OL	6-4	307	23	R	Fresno State	D1-05	11/11/0/0
71	Russ Hochstein	G	6-4	305	28	5	Nebraska	FA-03	11/2/0/0
72	Matt Light	T	6-4	305	27	5	Purdue	D2-01	3/3/0/8
74	Billy Yates	G	6-2	305	25	2	Texas A&M	FA-05	2/0/0/1
75	Vince Wilfork	DL	6-2	325	25	2	Miami (Fla.)	D1a-04	11/11/0/0
76	Brandon Gorin	T	6-6	308	27	4	Purdue	FA-03	7/3/1/3
77	Nick Kaczur	T	6-4	319	26	R	Toledo	D3b-05	11/8/0/0
80	Troy Brown	WR	5-10	196	34	13	Marshall	D8-93	8/1/1/2
81	Bethel Johnson	WR	5-11	200	25	3	Texas A&M	D2b-03	7/1/0/4
82	Daniel Graham	TE	6-3	257	26	4	Colorado	D1-02	10/9/0/1
83	Deion Branch	WR	5-9	193	26	4	Louisville	D2-02	11/11/0/0
84	Benjamin Watson	TE	6-3	253	29	2	Georgia	D1b-04	11/6/0/0
86	Tim Dwight	WR	5-8	180	30	8	Iowa	FA-05	11/1/0/0
87	David Givens	WR	6-0	215	25	4	Notre Dame	D7b-02	8/6/0/3
88	Christian Fauria	TE	6-4	250	34	11	Colorado	UFA (SEA)-02	11/6/0/0
90	Dan Klecko	DL	5-11	275	24	3	Temple	D4a-03	8/0/0/3
91	Marquise Hill	DE	6-6	300	23	2	Louisiana State	D2-04	7/0/0/4
93	Richard Seymour	DL	6-6	310	26	5	Georgia	D1-01	7/7/0/4
94	Ty Warren	DL	6-5	300	24	3	Texas A&M	D1-03	11/11/0/0
95	Tully Banta-Cain	LB	6-2	250	25	3	California	D7b-03	9/0/0/2
97	Jarvis Green	DL	6-3	290	26	4	Louisiana State	D4b-02	11/5/0/0
98	Chad Brown	LB	6-2	245	35	13	Colorado	FA (SEA)-05	10/5/0/1
99	Mike Wright	DL	6-4	295	23	R	Cincinnati	FA-05	10/0/1/0

## RESERVE / INJURED

47	Ryan Claridge	LB	6-2	254	24	R	Nevada-Las Vegas	D5-05	-/-/-/-
21	Randall Gay	CB	5-11	186	23	2	Louisiana State	FA-04	5/2/0/4
37	Rodney Harrison	S	6-1	220	32	12	Western Illinois	FA (SD)-03	3/3/0/0
67	Dan Koppen	C	6-2	296	26	3	Boston College	D5-03	9/9/0/0
15	Michael McGrew	WR	6-2	201	23	R	Virginia	FA-05	-/-/-/-
38	Tyrone Poole	CB	5-8	188	33	10	Fort Valley State	UFA (DEN)-03	1/1/0/5
30	Chad Scott	CB	6-1	202	31	9	Maryland	FA (PIT)-05	3/0/0/2
29	Guss Scott	S	5-10	205	23	2	Florida	D3-04	5/2/0/1
23	Duane Starks	CB	5-10	174	31	8	Miami (Fla.)	TR (ARZ)-05	7/6/0/1

## HEAD COACH: BILL BELICHICK

**ASSISTANTS:** Joel Collier, Assistant Secondary; Brian Daboll, Wide Receivers; Ivan Fears, Running Backs; Pepper Johnson, Defensive Line; Eric Mangini, Defensive Coordinator; Pete Mangurian, Tight Ends; Josh McDaniels, Quarterbacks; Harold Nash, Assistant Strength and Conditioning; Matt Patricia, Assistant Offensive Line; Dean Pees, Linebackers; Dante Scarnecchia, Assistant Head Coach/Offensive Line; Brad Seely, Special Teams; Mike Woicik, Strength and Conditioning.

Ages as of Dec. 4, 2005



THREE-TIME SUPER BOWL CHAMPIONS







# INSIDE THE NUMBERS

## PATRIOTS-JETS RIVALRY

**0**

The number of teams that have defeated the Patriots twice at Gillette Stadium. New York claimed a 30-17 victory there on Dec. 22, 2002, New England's final loss in Foxborough before embarking on a 21-game home winning streak.

**1**

The number of times in the 90-game series between the Patriots and Jets that a contest ended in a tie. The teams fought to a 24-24 deadlock at Fenway Park on Oct. 2, 1966.

**2**

The number of members of the Jets coaching staff who are former Patriots players (defensive backs coach Corwin Brown and assistant running backs/assistant special teams coach Sam Gash).

**3**

The number of seasons that Patriots head coach Bill Belichick spent as the assistant head coach/secondary for New York (1997-99).

**4**

The number of points that separate the Patriots and Jets in the aggregate score of the 90 previous games between the teams. In those games, the Jets have scored 1,975 points and the Patriots have scored 1,971 points.

**5**

The number of players who remain with New York from the period when Bill Belichick was an assistant with the team: RB Curtis Martin, FB Jerald Sowell, C Kevin Mawae (IR), OT Jason Fabini (IR), WR Wayne Chrebet (IR).

**6**

The number of times the Patriots have defeated the Jets in the seven meetings between the teams since the Jets claimed a 10-3 victory at Foxboro Stadium on Sept. 23, 2001.

**7**

The number of points the Patriots defense allowed in each of their two games against New York in 2004 (13-7 on Oct. 24; 23-7 on Dec. 26)

**8**

The number of touchdown passes Tom Brady has thrown against the Jets in his career.

**9**

The number of consecutive times the Patriots lost to the Jets from Dec. 17, 1966 to Nov. 22, 1970 – the longest winning streak by either team in the series.

## SECONDARY SITUATION

**8**

The number of different players who have started at safety for the Patriots this season (Eugene Wilson, Rodney Harrison, Guss Scott, Randall Gay, Arturo Freeman, James Sanders, Michael Stone, Artrell Hawkins).

**21**

The number of different defensive backs who have seen time on the Patriots roster since the beginning of the 2004 season (not including LB Don Davis or WR Troy Brown, both of whom have seen action in the secondary since 2004).

**14**

The number of different defensive backs who have been on the Patriots roster in 2005.

**11**

The number of different players who have started in the secondary through 11 games in 2005.

**6**

The number of defensive backs currently on injured reserve for the Patriots (Rodney Harrison, Tyrone Poole, Guss Scott, Chad Scott, Duane Starks, Randall Gay).

## HAPPY POST-THANKSGIVING

**27-4**

Tom Brady's career record in games played on Thanksgiving or later in the NFL season (.871 winning percentage), including playoff games.

**17**

The number of victories the Patriots have earned in their last 19 post-Thanksgiving games, including playoff games, dating back to the 2002 season finale.

## AUTOMATIC ADAM

**23**

The number of consecutive fourth-quarter field goals Adam Vinatieri has made since missing a 43-yarder in the fourth quarter against the Buffalo Bills on Dec. 8, 2002.

**96.4%**

Vinatieri's success rate in the second half of games since the 2003 season finale. He has hit 27 of his 28 second-half field goals since that time.

**22-for-23**

Vinatieri's accuracy numbers since the beginning of the 2001 season when the Patriots are either leading or behind by a touchdown or less.

**20**

The number of game-winning kicks Vinatieri has converted in his career, including two this season, 12 since the beginning of the 2001 season and two in Super Bowl play.

**1,125**

The number of points Vinatieri has scored in his career, five shy of the Patriots' all-time record (Gino Cappelletti, 1,130).

**257**

The number of successful field goals Vinatieri has made in his career, the most in Patriots history.

**155**

Consecutive games in which Vinatieri has played, establishing the second longest streak in team history. He trails only Raymond Clayborn's franchise record (161). Vinatieri has not missed a game in his 10-year career.

## 2005 MILESTONES

**6**

The number of points kicker Adam Vinatieri needs to become the Patriots' all-time leading scorer. His current career total is 1,125 points. Gino Cappelletti (1960-70) holds the franchise record with 1,130 points.

**15**

The number of receptions David Givens needs to set a single-season career high. Givens enters this week's game with 42 receptions and set a career high with 56 receptions in 2004.

**4.5**

The number of sacks Willie McGinest needs to pass Julius Adams (79.5 sacks) for second place on the team's all-time sacks list.

## CONSECUTIVE STREAKS

**73**

Consecutive games in which Tom Brady has started at quarterback, the longest consecutive starts streak on the team.

**33**

Consecutive games in which Willie McGinest has started at outside linebacker, the longest consecutive starts streak on the Patriots defense.

**254**

Consecutive Patriots games televised locally, including preseason, regular-season and postseason games.

**122**

Consecutive sellouts in Foxborough, including preseason, regular-season and postseason games.

NOTE: All of the above streaks include regular-season games only, unless noted.



**THREE-TIME SUPER BOWL CHAMPIONS**

