



DIVISION-LEADING PATRIOTS TO FACE BILLS IN BUFFALO

MEDIA SCHEDULE

TUESDAY, DECEMBER 6

Players Off – No Media Availability

WEDNESDAY, DECEMBER 7

10:45 – 11:10 a.m. Coach Belichick Press Conf.
(in Media Workroom)

11:10 – 11:55 a.m. Open Locker Room

11:40 – 11:55 a.m. Tom Brady Media Availability

Approx. 12:30 p.m. Media Availability at Practice

TBA Bills Player Conference Call

TBA Mike Mularkey Conference Call

THURSDAY, DECEMBER 8

10:45 – 11:10 a.m. Coach Belichick Press Conf.
(in Media Workroom)

11:10 – 11:55 a.m. Open Locker Room

Approx. 12:30 p.m. Media Availability at Practice

FRIDAY, DECEMBER 9

10:30 – 11:00 a.m. Coach Belichick Press Conf.
(in Media Workroom)

11:00 – 11:45 a.m. Open Locker Room

Approx. 12:00 p.m. Media Availability at Practice

SATURDAY, DECEMBER 10

Travel to Buffalo – No Media Availability

SUNDAY, DECEMBER 11

1:00 p.m. Patriots at Buffalo Bills

2005 PATRIOTS SCHEDULE

Thurs., Sept. 8	Oakland	W	30-20
Sun., Sept. 18	at Carolina	L	17-27
Sun., Sept. 25	at Pittsburgh	W	23-20
Sun., Oct. 2	San Diego	L	17-41
Sun., Oct. 9	at Atlanta	W	31-28
Sun., Oct. 16	at Denver	L	20-28
Sun., Oct. 23	BYE WEEK		
Sun., Oct. 30	Buffalo	W	21-16
Mon., Nov. 7	Indianapolis	L	21-40
Sun., Nov. 13	at Miami	W	23-16
Sun., Nov. 20	New Orleans	W	24-17
Sun., Nov. 27	at Kansas City	L	16-26
Sun., Dec. 4	N.Y. Jets	W	16-3
Sun., Dec. 11	at Buffalo	1:00	CBS
Sat., Dec. 17	Tampa Bay	1:30	Fox
Mon., Dec. 26	at N.Y. Jets	9:00	ABC
Sun., Jan. 1	Miami	1:00	CBS

AFC EAST STANDINGS

Teams	W	L	T	Pct.	PF	PA
NEW ENGLAND.....	7	5	0	.583	259	282
Miami Dolphins.....	5	7	0	.419	219	240
Buffalo Bills.....	4	8	0	.333	182	247
New York Jets.....	2	10	0	.167	143	264

NEW ENGLAND PATRIOTS (7-5) vs. BUFFALO BILLS (4-8)

Sunday, December 11, 2005 ★ Ralph Wilson Stadium (73,967) ★ 1:00 p.m. EST

The Patriots begin the fourth quarter of the 2005 regular season this week in Buffalo. New England can clinch the 14th playoff berth in franchise history with a victory and a loss by the Miami Dolphins, but the Patriots face a tough roadblock in the way of that goal. The Bills are 4-2 at home this season, with both losses coming in games decided by just one score.

BROADCAST INFORMATION

TELEVISION: This week's game will be broadcast to a regional audience by CBS and can be seen in Boston on WBZ Channel 4. **Kevin Harlan** will handle play-by-play duties and will be joined by analyst **Randy Cross**.

RADIO: WBCN 104.1 FM is the flagship station for the Patriots Rock Radio Network. A complete listing of the network's 36 stations can be found in this press release. Play-by-play broadcaster **Gil Santos** is in his 29th season as the voice of the Patriots and will call the action along with Patriots Hall of Famer **Gino Cappelletti**. Santos and Cappelletti are celebrating their 22nd season as a broadcast tandem.

NATIONAL RADIO: This week's game will be broadcast to a national audience by the Sports USA Radio Network. **Howard David** will handle the play-by-play duties and **Charles Arbuckle** will provide analysis.

PLAYOFF SCENARIO

The Patriots can clinch the AFC East title this week if they defeat the Buffalo Bills and the Miami Dolphins lose on the road at San Diego. If that happens, the first-place Patriots would lead the second-place Dolphins by three games in the standings with three games to play and the Patriots would be assured of winning the tiebreaker over the Dolphins based on a better divisional record. The Patriots have won five division titles in the 11 full seasons since Robert Kraft purchased the team in 1994, and have led the NFL over that span with 12 playoff wins, four conference championships and three Super Bowl titles. New England has won the AFC East crown in three of the last four seasons (2001, 2003, 2004). The Patriots finished tied for the best record in the AFC East in 2002, but the New York Jets claimed the division crown on the third tiebreaker (record against common opponents). The Patriots have won eight division titles in their 45-year history.

DOMINANT IN DECEMBER

The weather may turn cold late in the NFL season, but in recent years the Patriots have remained red hot. Since Bill Belichick took over as head coach in 2000, the Patriots have recorded a 16-5 (.762) record in games played in the month of December. New England has historically responded well to cold weather, compiling a 23-2 (.920) record since 1993 when the game-time temperature is below 35 degrees. The Patriots' December dominance has fit into the team's recent history of saving its best football for the end of the season. Since 2001, the Patriots have recorded a 42-7 (.857) record in games played after Nov. 1.

PATRIOTS MEDIA WEB SITE

The Patriots' media-only Web site, located at <http://media.patriots.com>, will be updated for registered users throughout the season with all the latest media information, schedules, rosters and press releases. In addition to up-to-date information, the site's archives allow access to all of the Patriots media materials dating back to the 2002 season. The media site will also serve as the team's primary credentialing system in 2005.

MEDIA RELATIONS CONTACTS

Stacey James.....Exec. Director of Media Relations.....staceyj@patriots.com . 508-384-9105

Casey O'Connell...Asst. Director of Media Relationscaseyo@patriots.com . 508-384-9111

Michelle Murphy..Media Relations Coordinator.....michelle@patriots.com . 508-384-9119

Jared Puffer.....Media Relations Assistant.....jaredp@patriots.com . 508-384-9195



THREE-TIME SUPER BOWL CHAMPIONS





PATRIOTS VS. BILLS

SERIES HISTORY

This week, the Patriots and Bills will meet for the 92nd time since the series between the AFC East rivals began in 1960. The Patriots lead the series 50-40, with one tie. The Patriots' 50 wins over Buffalo are their most over any opponent, seven more than they own over the Indianapolis/Baltimore Colts (43). New



England has won nine of its last 10 games against Buffalo, dating back to the 2000 season. The teams have had many memorable matchups over the years, including a five-game span from 1999 to 2001 where four of the five contests were decided in overtime.

A complete listing of the results of the first 90 games between the Patriots and the Bills can be found on page 361 of the 2005 Patriots Media Guide. In addition to those 90 games, the Patriots defeated the Bills, 21-16 on Oct. 30, 2005 at Gillette Stadium.

SERIES TRENDS

Home Record	27-19
Record in Foxborough.....	21-14
Foxboro Stadium	17-14
Gillette Stadium	4-0
Record in Boston	6-5
Away Record	23-21-1
War Memorial Stadium.....	7-6-1
Ralph Wilson/Rich Stadium.....	16-15
Total Points in Regular Season Series.....	1,829-1,701
Largest Margin of Victory	31 pts (1961, 1983, 2002 & 2003)
Largest Margin of Defeat.....	35 points (1970)
Longest Win Streak.....	11 games (1982-87)

THE LAST TIME: PATRIOTS 21, BILLS 16

October 30, 2005 ★ Gillette Stadium (Att: 68,756)

	1	2	3	4	Final
Buffalo Bills	0	3	7	6	— 16
New England Patriots	0	0	7	14	— 21

The Patriots defeated the Buffalo Bills 21-16 in a game that featured emotional leader Tedy Bruschi's return to the playing field from a stroke suffered in February. Wide receiver Deion Branch, linebacker Roosevelt Colvin and running back Corey Dillon all made key fourth quarter plays as the Patriots came back from a 9-point deficit in the final 10 minutes to get the win.

In a first half that featured long drives from each team, the Bills held the Patriots scoreless while managing only three points of their own via a second quarter field goal from Rian Lindell.

After a slow first half, the Patriots got on the board quickly when Tom Brady hit Branch on a 33-yard touchdown strike two-and-a-half minutes into the third quarter. The Bills responded on the next drive when Kelly Holcomb hit Eric Moulds on a 55-yard touchdown pass, regaining the lead at 10-7.

Two fourth quarter field goals by Lindell gave Buffalo a 16-7 lead with just over 10 minutes remaining in the game, setting the stage for Tom Brady to orchestrate a fourth-quarter comeback for the third time in a five-game span. The Patriots got the comeback started with an acrobatic, diving catch by Branch for a 37-yard gain, moving the Patriots deep into Bills territory. Dillon then closed the gap to 16-14 with a 1-yard touchdown plunge. Colvin came up big on the ensuing Bills possession, stripping the ball from Holcomb on a sack and recovering the fumble, giving the ball back to the Patriots. On the first play of the ensuing possession, Branch made a 22-yard reception to the Bills' 1-yard line, where Dillon took it in to give the Patriots a 21-16 lead and the win.

TALE OF THE TAPE

2005 Regular Season	New England	Buffalo
Record	7-5	4-8
Divisional Standing	1st	3rd
Total Yards Gained	4,222	2,981
Total Offense (Rank)	351.8 (8)	248.4 (29)
Rush Offense	88.7 (27)	107.7 (18)
Pass Offense	263.2 (3)	140.8 (29)
Points Per Game	21.6 (12)	15.3 (26)
Total Yards Allowed	4,413	3,984
Total Defense	367.8 (29)	332.0 (26)
Rush Defense	112.3 (17)	140.3 (31)
Pass Defense	255.4 (31)	191.8 (12)
Points Allowed/Game	23.5 (24)	20.6 (20)
Possession Avg.	28:42	29:48
Sacks Allowed/Yards Lost	22/178	35/288
Sacks Made/Yards	18/123	30/228
Interceptions By	6	13
Penalties Against/Yards	83/709	92/680
Punts/Avg.	61/45.9	57/46.1
Takeaway/Giveaway Ratio	-9	+7

PATRIOTS – BILLS QUICK HITS

- The Patriots have recorded 50 wins against the Bills, the most against any opponent.
- Bill Belichick holds a 9-3 career record against Buffalo, including a 9-2 record as head coach of the Patriots.
- The Patriots and Bills have played in 19 games decided by three points or fewer since 1972.
- The Patriots are 16-6 against the Bills in their last 22 meetings.
- Since 1993, the two teams have played five overtime games, good for a total of 51:49 of extra time, almost equalling an entire game.

CONNECTIONS

- Patriots head coach **Bill Belichick's** defensive game plan from the Giants' Super Bowl XXV win over the Buffalo Bills is permanently on display at the Pro Football Hall of Fame.
- Bills safety **Lawyer Milloy** was drafted by the Patriots in the second round (36th overall) in the 1996 NFL Draft. He played in 112 games in eight seasons in New England and earned four Pro Bowl nods.
- While Belichick was the head coach at Cleveland, he hired **Don Blackmon** as the linebackers coach. Blackmon is currently in his third season as the linebackers coach for Buffalo. Blackmon also played for the Patriots for eight seasons (1981-87).
- Bills linebacker **London Fletcher** was a college teammate of Patriots quarterbacks coach **Josh McDaniels** and Patriots director of pro personnel **Nick Caserio** at John Carroll University in 1996 and 1997.
- Patriots wide receivers coach **Brian Daboll** attended St. Francis High in Buffalo where he lettered in football. He also was a two-year starter at free safety at the University of Rochester.
- Bills defensive backs coach **Steve Szabo** was a volunteer coach for the Patriots in 2003.
- Bills offensive line coach **Jim McNally** was the offensive line coach at Boston College from 1975-77.
- Bills defensive tackle **Sam Adams' father, Sam Adams, Sr.**, played for the Patriots for nine seasons (1972-80).
- Patriots assistant secondary coach **Joel Collier's father, Joe Collier**, was the Bills head coach from 1966-68.
- Bills wide receiver **Josh Reed** was a four-year teammate of Patriots defensive end **Jarvis Green** at LSU.
- Bills guard **Greg Jerman** was born in Hyannis, Mass.



THREE-TIME SUPER BOWL CHAMPIONS





PATRIOTS VS. BILLS

SOLID DOWN THE STRETCH

Over the last four seasons, the Patriots have stepped things up a notch as the calendar has flipped to November. Since 2001, New England has done a remarkable job of finishing the season strong, compiling a 42-7 (.857) record after Nov. 1, including playoff games. In fact, since the 2003 season, the Patriots are 25-3 (.893) in games played in November or later, and New England has won 26 of its last 29 games post-Nov. 1. Their record in such games is the best in the NFL since 2001.

PATRIOTS BEFORE AND AFTER NOV. 1, SINCE 2001

Season	Pre-11/1	Post-11/1	Totals
2001.....	3-4.....	11-1.....	14-5*
2002.....	3-4.....	6-3.....	9-7
2003.....	6-2.....	11-0.....	17-2*
2004.....	6-1.....	11-1.....	17-2*
2005.....	4-3.....	3-2.....	7-5
Totals	22-14 (.611)	42-7 (.857)	64-21

*-Includes Playoffs

NFL'S BEST RECORDS AFTER NOVEMBER 1, SINCE 2001

Team	W	L	T	Pct.
New England Patriots.....	42.....	7.....	0.....	.857
Philadelphia Eagles.....	36.....	16.....	0.....	.692
Pittsburgh Steelers.....	32.....	15.....	1.....	.677
Indianapolis Colts.....	31.....	17.....	0.....	.646
Green Bay Packers.....	30.....	17.....	0.....	.638
St. Louis Rams.....	28.....	18.....	0.....	.609
Seattle Seahawks.....	25.....	18.....	0.....	.581
Tennessee Titans.....	24.....	19.....	0.....	.558
Kansas City Chiefs.....	22.....	18.....	0.....	.550
Baltimore Ravens.....	24.....	20.....	0.....	.545

HOT WHEN IT'S COLD

The Patriots are 23-2 (.920) since 1993 when the kickoff temperature is 35 degrees or colder. New England has won 14 consecutive games when the temperature has been 35 or less, including a 16-3 victory over the N.Y. Jets on a 26-degree afternoon in Foxborough on Dec. 4, 2005. The last time the Patriots lost a game in temperatures of 35 degrees or below was on Dec. 24, 2000, when they dropped a 27-24 decision to Miami on a 31-degree day at Foxboro Stadium. Also since 1993, the Patriots are 19-1 when the temperature is 34 degrees or colder, and 13-0 when it's 30 degrees or colder.

COLDEST GAMES SINCE 1993 (23-2)

Includes all games played in temperatures of 35 degrees or colder

Date	Opp.	Temp	Notes	W/L	Score
01/10/04	TEN*	4	Wind Chill -10	W	17-14
01/23/05 at PIT*		11	Wind Chill -1	W	41-27
12/26/93	IND	19	Wind Chill -1	W	38-0
12/21/96 at NYG		24	Wind Chill 17	W	23-22
01/16/05	IND*	25	Snow	W	20-3
12/14/03	JAX	25	Wind Chill 16	W	27-13
01/19/02	OAK*	25	Snow	W	16-13 ot
12/05/05	NYJ	26	Light Snow	W	16-3
12/10/95	NYJ	26	Wind Chill 12	W	31-28
01/12/97	JAX*	27	Wind Chill 11	W	20-6
12/07/03	MIA	28	Wind Chill 17	W	12-0
12/26/04 at NYJ		30	Wind Chill 21	W	23-7
12/20/03 at NYJ		30	Wind Chill 20	W	21-16
12/24/00	MIA	31	Wind Chill 22	L	24-27
01/02/05	SF	32	Wind Chill 27	W	21-7
01/18/04	IND*	32	Light Snow	W	24-14
11/16/03	DAL	33	Cloudy and calm	W	12-0
11/26/95 at BUF		33	Flurries	W	35-25
12/16/01 at BUF		34	Wind Chill 25	W	12-9 ot
12/12/93	CIN	34	Wind Chill 23	W	7-2
11/03/03 at DEN		35	Foggy	W	30-26
12/17/00 at BUF		35	Snow/W.Chill 23	W	16-13 ot
11/23/97	MIA	35	Flurries/Drizzle	W	27-24
12/28/97	MIA*	35	Wind Chill 25	W	17-3
01/01/95 at CLE*		35	Wind Chill 25	L	13-20

*-playoffs

BEAST OF THE EAST

New England has the best record among AFC East teams in division games since the beginning of the 2001 season (23-6). New England has won 13 of its last 14 divisional games. In their last 26 divisional games, the Patriots are 22-4. Tom Brady is 23-5 in his career as a starter against divisional opponents and has thrown for 39 touchdowns and just 19 interceptions in those games.

AFC EAST DIVISIONAL RECORDS SINCE 2001

Team	Since 2001	Team	Since 2001
New England.....	23-6	Miami.....	13-17
New York Jets.....	14-15	Buffalo.....	10-20

PASSING PERFORMANCES

Tom Brady is slated to start against Buffalo for the 10th time in his career. The Patriots signal caller has led the Patriots to eight victories over the Bills, his highest such total over any single opponent.

Tom Brady vs. Buffalo (8-1)

Date	H/A	A	C	Yd	%	TD	I	Rating	W/L	Score
11/11/01	H	21	15	107	.714	1	1	78.9	W	21-11
12/16/01	A	35	19	237	.543	0	1	63.6	W(ot)	12-9
11/03/02	A	26	22	265	.846	3	0	147.6	W	38-7
12/08/02	H	27	15	183	.556	2	0	101.3	W	27-17
09/07/03	A	28	14	123	.500	0	4	22.4	L	0-31
12/27/03	H	32	21	204	.656	4	0	122.9	W	31-0
10/03/04	A	30	17	298	.567	2	0	112.9	W	31-17
11/14/04	H	35	19	233	.543	2	1	82.2	W	29-6
10/30/05	H	21	14	199	.667	1	0	113.9	W	21-16
Career Totals		255	156	1849	.612	15	7	91.4	8-1	

TOM ON TURF

- Tom Brady has compiled a career record of 12-1 as a starter in games played on artificial turf. His only loss came on Sept. 7, 2003 at Buffalo's Ralph Wilson Stadium.
- In his 13 previous starts on artificial turf, Brady has thrown 25 touchdowns and just 10 interceptions.
- Brady will start his second game of the year on artificial turf. In his only start on artificial turf this season (at Atlanta on Oct. 9), he posted a season-best 140.4 passer rating and completed 81.5 percent of his passes (22-27) for 350 yards and three touchdowns.

THIS WEEK IN PATRIOTS HISTORY

DECEMBER 5-11

Dec. 10, 1978—The Patriots clinch their first outright divisional championship in the club's history with a last minute 26-24 victory over Buffalo at Schaefer Stadium.

Dec. 7, 1986—Wide receiver Stanley Morgan establishes a new team record for catches in a single season with his 67th reception. Morgan, who finished the season with 84 catches, broke Derrick Ramsey's previous mark of 66 grabs, set in 1984.

Dec. 8, 1996—The Patriots clinch their second playoff berth in two years by defeating the N.Y. Jets 34-10 at Foxboro Stadium. The Patriots would go on to win the AFC Championship and advance to Super Bowl XXXI.

Dec. 6, 1999—In a Foxborough town meeting, over 93 percent of the town's residents vote in favor of passing six necessary articles to approve construction on a new stadium, now Gillette Stadium.

Dec. 7, 2003—The Patriots defeat the Miami Dolphins, 12-0, in snowy Foxborough to claim the seventh division title in franchise history en route to the team's second Super Bowl championship in three years.

Dec. 5, 2004—Bethel Johnson returns the game's opening kickoff 93 yards for a touchdown to kick-start a 42-15 road victory over the Cleveland Browns.



THREE-TIME SUPER BOWL CHAMPIONS





LAST WEEK: PATRIOTS 16, JETS 3

PATRIOTS 16, JETS 3

December 4, 2005 ★ Gillette Stadium (Att: 68,756)

	1	2	3	4	Final
New York Jets	0	3	0	0	— 3
New England Patriots	0	6	7	3	— 16

The Patriots improved to 7-5 on the season with a 16-3 victory over the New York Jets in snowy Foxborough. The Patriots controlled the clock by taking command in the running game on both sides of the ball. New England's rushers totaled a season-high 146 rushing yards, while the Patriots defense allowed a season-low 41 rushing yards. Running back Corey Dillon returned to action after missing two games and scored the game's only touchdown, a 1-yard plunge in the third quarter that gave the Patriots a 13-3 lead. New England added three field goals from Adam Vinatieri to round out the scoring.

VINATIERI BECOMES ALL-TIME LEADING SCORER

Adam Vinatieri became the Patriots' all-time leading scorer, passing Gino Cappelletti's previous record with a 34-yard field goal in the final seconds of the first half against the Jets. The kick gave Vinatieri 1,131 career points, passing Cappelletti's mark of 1,130 points. That mark had stood as the franchise record for 34 years and 349 days (533.5 games) since Cappelletti — one of the original Boston Patriots — retired following the 1970 season. Vinatieri ended the day with 1,135 career points. Vinatieri is in his 10th NFL season and was signed by the Patriots as an undrafted free agent prior to the 1996 season. The two-time Pro Bowler (2002 and 2004) led the NFL in scoring last season and is one of just two kickers in NFL history (Jason Elam) to record 100 or more points in each of his first nine NFL seasons. In his career, Vinatieri has converted 20 game-winning field goals, including final-minute game-winners in Super Bowls XXXVI and XXXVIII. Vinatieri is the Patriots' all-time leader with 260 career successful field goals.

NO RUSHING ZONE

New England allowed the Jets to rush for just 41 yards, the fewest by any Patriots opponent since Sept. 15, 2002, when the Patriots allowed the Jets to run for just 32 yards in a 44-7 victory at the Meadowlands. Before last week's game, the fewest rushing yards the Patriots had allowed in 2005 was 77, against Miami on Nov. 13. Last season, the lowest rushing total for a Patriots opponent was 46 yards (at Cleveland on Dec. 5 and at N.Y. Jets on Dec. 26). New England's performance on run defense was part of a complete defensive effort that allowed just three points and 164 total net yards, the fewest total net yardage allowed this season and the fewest since allowing 125 total net yards to the Buffalo Bills on Nov. 14, 2004.

RUSHING CONTRAST

Both the Patriots rushing offense and rushing defense turned in season-best performances against the Jets. The Patriots gained 146 yards on 35 carries (4.2 avg), setting a season-high for team rushing and recording their highest rushing total since gaining 174 yards in the 2004 regular-season finale against San Francisco (01/02/05). Additionally, New England allowed the Jets to run for just 46 yards on 16 carries (2.6 avg), the fewest by a Patriots opponent this season and the fewest allowed since Week Two of the 2002 season. New England's victories in the running game on both sides of the ball were keys to a time-of-possession advantage (38:10 to 21:50) that helped to secure the victory.

ELLIS HOBBS

Rookie cornerback Ellis Hobbs recorded his second career interception, picking off Brooks Bollinger in the fourth quarter. Hobbs, who made his fourth career start last week, recorded his first career interception in his first career start, at Miami on Nov. 13. Hobbs' two interceptions tie him with Mike Vrabel for the team lead.

NEON DEION

Deion Branch recorded his 200th career reception, reaching the milestone on a 10-yard reception from Brady on third-and-six in the third quarter, his fifth and final catch of the day. Branch's 200 catches ranks 14th on the Patriots' all-time list, just ahead of Art Graham (199 receptions from 1963-68) and behind Russ Francis (207 catches from 1975-80 and 1987-88).

DOMINATING DIVISIONAL D

The Patriots defense allowed just three points, the lowest scoring output for an opponent this season. The three lowest opponent scoring outputs in 2005 have all come in divisional games. Prior to the Jets game, the lowest number of points scored by an opponent was 16, against Buffalo on Oct. 30 and at Miami on Nov. 13. The last time the Patriots had allowed only three points in a game was against Baltimore on Nov. 28, 2004.

COREY SCORES

Corey Dillon scored his team-leading eighth touchdown of the season on a 1-yard plunge with 4:12 left in the third quarter. The touchdown gives Dillon 65 career rushing touchdowns and 20 rushing scores since joining the Patriots prior to the 2004 season. Including one receiving touchdown last season, Dillon has now scored 21 touchdowns in 24 regular-season games with the Patriots.

MILESTONE MAN

With his 25-yard completion to Benjamin Watson in the first quarter, Tom Brady passed the 17,000-yard mark for his career, becoming only the third passer in Patriots history to achieve the feat. Brady joins Drew Bledsoe (29,657) and Steve Grogan (26,886) as the only passers to reach the milestone for the Patriots. Brady ranks third on the Patriots' all-time passing yardage list. Vito "Babe" Parilli ranks fourth in team history with 16,747 career yards.

SCORELESS IN FIRST QUARTER

The Patriots and Jets both did not score in the first quarter, marking the third time in three division games that the Patriots have ended the first quarter in a scoreless tie. New England was also scoreless following the first quarter in their two previous division games this season, winning both games (against Buffalo on Oct. 30; at Miami on Nov. 13).

QUICK HITS

- The Patriots shut out the Jets in the second half, recording their first second-half shutout of the season.
- Jarvis Green sacked Brooks Bollinger for a 4-yard loss in the fourth quarter. The sack raised Green's season total to 2.5 sacks and brought his career total to 11.0 sacks.
- Benjamin Watson grabbed a 25-yard pass from Tom Brady in the first quarter. The catch was the eighth grab of 20 yards or longer for Watson this season.
- Running back Kevin Faulk returned to the Patriots lineup, seeing action for the first time since Sept. 25 at Pittsburgh. Faulk missed eight games with a foot injury.

COLVIN'S SACK ATTACK

Rosevelt Colvin raced up the middle to sack New York's Brooks Bollinger for an 8-yard loss on third-and-nine in the second quarter, forcing a Jets punt. The sack gave Colvin a team-leading 4.5 sacks on the season and raised his career total to 37.5 sacks. Since joining the Patriots prior to the 2003 season, Colvin has now recorded 11.5 sacks. Colvin's total of 37.5 career sacks ranks seventh among all active NFL linebackers. Now in his seventh NFL season, Colvin's career sack total trails only Pittsburgh's Joey Porter (47.5 sacks) among active linebackers who entered the NFL in 1998 or later.



THREE-TIME SUPER BOWL CHAMPIONS



Gillette STADIUM™

HOME OF THE THREE-TIME SUPER BOWL CHAMPIONS

Overall record at Gillette Stadium: 28-5



The Patriots and their fans at Gillette Stadium have established one of the biggest home-field advantages in the country. Since its Grand Opening on Sept. 9, 2002, the Patriots have compiled a 28-5 record at their privately financed, state-of-the-art stadium. Patriots fans have embraced the team's new home with unprecedented fervor, using the most fan-friendly venue in the region to express their passion for the Patriots and spur the team on to unparalleled success. In the three-plus seasons that New England has called Gillette Stadium home, the Patriots have won two AFC East titles, hosted the second AFC Championship Game in franchise history and are 3-0 in home playoff games.

HOME SWEET HOME

The Patriots have recorded a 28-5 (.848) all-time record at Gillette Stadium, including regular-season and postseason games. New England has won 24 of its last 26 regular-season and postseason contests at home.

HOMELAND DEFENSE

New England's .848 home winning percentage is the highest of any NFL team since Gillette Stadium opened in time for the 2002 season. The Patriots achieved perfect 8-0 regular-season home records in 2003 and 2004 and have also notched a 3-0 home playoff record at Gillette Stadium. New England won a franchise-record 21 consecutive home games between 2002 and 2005. Below is a list of the NFL's top home records (including regular-season and playoff games) since the Patriots moved into Gillette Stadium in time for the 2002 season.

TOP NFL HOME RECORDS SINCE 2002

Team	W	L	T	Pct.	PF	PA
NE	28	5	0	.848	754	533
IND	25	7	0	.781	936	596
DEN	23	7	0	.767	794	555
PHI	27	9	0	.750	828	601
KC	23	8	0	.742	997	648
STL	23	8	0	.742	832	638

NOTE: Records include regular-season and playoff games

HOME WINNING STREAK: 21 GAMES

The Patriots set a team record with 21 consecutive home victories from Dec. 29, 2002 to Sept. 8, 2005. The streak extended into parts of four seasons and lasted more than two-and-a-half years.

FOXBOROUGH NOT FRIENDLY TO OPPOSING KICKERS

Since Gillette Stadium opened in 2002, it has been the toughest place in the NFL for opposing kickers to be successful. Opposing kickers have a lower success rate at Gillette Stadium than any other NFL venue since the Patriots' home opened in 2002. Despite the inhospitable kicking conditions, Patriots kicker Adam Vinatieri has thrived, hitting nearly 20 percent more of his boots than Patriots opponents, including nearly 25 percent more of his kicks from 30-plus yards.

FIELD GOAL PERCENTAGE AT GILLETTE STADIUM

	Overall			From 30+ Yards		
	FGM	FGA	PCT	FGM	FGA	PCT
Adam Vinatieri	59	71	83.1	33	44	75.0
Patriots Opponents	38	57	66.7	23	42	54.8

LOWEST OVERALL OPPONENTS FIELD GOAL PCT. SINCE 2002

Team	Stadium	GP	FGM	FGA	PCT
New England Patriots	Gillette Stadium	33	38	57	66.67
Green Bay Packers	Lambeau Field	32	42	63	66.67
Carolina Panthers	Bank of America Stadium	31	38	54	70.37
Jacksonville Jaguars	Alltel Stadium	29	34	48	70.83
Washington Redskins	FedEx Field	30	37	51	72.55
Chicago Bears	Soldier Field	23	34	46	73.91
Arizona Cardinals	Sun Devil Stadium	30	36	49	73.47
San Diego Chargers	Qualcomm Stadium	31	37	50	74.00

LOWEST OPPONENTS FIELD GOAL PCT. FROM 30+ YARDS SINCE 2002

Team	Stadium	GP	FGM	FGA	PCT
New England Patriots	Gillette Stadium	33	23	42	54.76
Arizona Cardinals	Sun Devil Stadium	30	18	31	58.06
Green Bay Packers	Lambeau Field	32	25	43	58.14
Washington Redskins	FedEx Field	30	24	38	63.16
Philadelphia Eagles	Lincoln Financial Field	26	16	25	64.00
San Diego Chargers	Qualcomm Stadium	31	24	37	64.86
Jacksonville Jaguars	Alltel Stadium	29	26	40	65.00
Chicago Bears	Soldier Field	23	23	35	65.71

NOTE: All statistics include regular-season and playoff games.

Chicago's Soldier Field was not used in 2002 due to renovations. Philadelphia's Lincoln Financial Field opened in 2003.



THREE-TIME SUPER BOWL CHAMPIONS





ROBERT KRAFT: BUILDING SUCCESS

Since Robert Kraft purchased the team in 1994, the Patriots have experienced one of the most dramatic turnarounds in the history of sports. In just 11 seasons of ownership, he has transformed one of the league's least successful clubs into what many observers view as a model NFL franchise. In the five seasons immediately preceding his purchase (1989-93), the Patriots were a moribund team, winning just 19 of 80 games (.311 pct.) and recording the worst record in the NFL over that span. When he bought the franchise on Jan. 21, 1994, Kraft announced his intention to bring a championship to New England, a tall order considering the team's previous success rate. But under Kraft's leadership, the Patriots have won five division titles, four conference crowns and three Super Bowl championships. **Since Kraft took ownership, the Patriots are 12-4 in the playoffs and have won more Super Bowl championships than any other team in the NFL.**



	Pre-Kraft 1960-93	1989-93	Kraft Era 1994-05
Overall Record	225-276-9	19-61	126-78
Winning Pct.	.450	.311	.618
Super Bowl Titles	0	0	3
Conference Titles	1	0	4
Division Titles	3	0	5
Playoff Seasons	5	0	7
Playoff Record	4-6	--	12-4
Home Playoff Games	1	0	7
Home Playoff Record	0-1	--	7-0

A CHAMPIONSHIP TRADITION

The Patriots are the only team from North America's four major professional sports leagues to have won three titles since 2001. Additionally, the Patriots trail only the New York Yankees in having won three titles in the period since Robert Kraft purchased the team, and their four championship game appearances over that span also rank behind just the Yankees.

MULTIPLE LEAGUE CHAMPIONSHIPS SINCE 2001

Team	League	Titles
New England Patriots	NFL	3
Los Angeles Lakers	NBA	2

LEAGUE CHAMPIONSHIPS SINCE 1994

Team	League	Titles
New York Yankees	MLB	4
New England Patriots	NFL	3
Los Angeles Lakers	NBA	3
Chicago Bulls	NBA	3
Detroit Red Wings	NHL	3

CHAMPIONSHIP GAME/SERIES APPEARANCES SINCE 1994

Team	League	Appearances
New York Yankees	MLB	6
New England Patriots	NFL	4
Los Angeles Lakers	NBA	4
Detroit Red Wings	NHL	4

SELLOUT STREAK

In the early 1990s, the Patriots franchise appeared destined for relocation until Robert Kraft's purchase of the team rejuvenated local interest. In 1991, the team's season ticket base consisted of just 17,635 fans, barely enough to support the club. Eleven years later, the season-ticket base stands at a capped total of 61,759 and more than 50,000 fans are on a waiting list. The Patriots have sold out 122 consecutive home games (dating back to the 1994 regular-season opener) including regular-season, preseason and playoff games. Patriots fans in New England have never been faced with a TV blackout under Kraft's ownership.

SUCCESS STORY

Since Robert Kraft purchased the team in 1994, the Patriots have been one of the NFL's elite teams. Over the first 11-plus years of Kraft's ownership, the Patriots own the second highest win total among all NFL teams – a remarkable record considering the fact that the Patriots were a combined 19-61 (.311) in the four years immediately preceding the purchase. Since 2001, the Patriots have been the top team in the NFL, compiling a 64-21 record.

SINCE ROBERT KRAFT PURCHASED THE TEAM IN 1994...

TOTAL VICTORIES (Incl. Postseason)

Green Bay Packers	130
New England Patriots	126
Pittsburgh Steelers	125
Denver Broncos	124

OVERALL WINNING PERCENTAGE (Incl. Postseason)

Team	W	L	T	Pct.
Green Bay Packers	130	76	0	.631
Denver Broncos	124	75	0	.623
Pittsburgh Steelers	125	77	1	.6182
New England Patriots	126	78	0	.6176
Kansas City Chiefs	109	83	0	.568
Indianapolis Colts	112	88	0	.560
Minnesota Vikings	112	88	0	.560
Philadelphia Eagles	113	89	1	.559

SUPER BOWL CHAMPIONSHIPS

New England Patriots	3
Denver Broncos	2
6 Teams	1

CONFERENCE CHAMPIONSHIPS

New England Patriots	4
Denver Broncos	2
Green Bay Packers	2
St. Louis Rams	2
12 Teams	1

PLAYOFF VICTORIES

New England Patriots	12
Green Bay Packers	10
Pittsburgh Steelers	8
Philadelphia Eagles	8
Denver Broncos	7
San Francisco 49ers	7

PLAYOFF GAMES PLAYED

Green Bay Packers	18
New England Patriots	16
Pittsburgh Steelers	15
Philadelphia Eagles	15
San Francisco 49ers	13

PLAYOFF SEASONS

Green Bay Packers	9
Indianapolis Colts	8*
New England Patriots	7
Miami Dolphins	7
Minnesota Vikings	7
Philadelphia Eagles	7
Pittsburgh Steelers	7
San Francisco 49ers	7

*-Includes 2005 season

PLAYOFF WINNING PERCENTAGE

Team	W	L	Pct.
New England Patriots	12	4	.750
Baltimore Ravens	5	2	.714
Carolina Panthers	4	2	.667
Denver Broncos	7	4	.636
St. Louis/L.A. Rams	6	4	.600

SINCE ROBERT KRAFT PURCHASED THE TEAM IN 1994...

SINCE ROBERT KRAFT PURCHASED THE TEAM IN 1994...



THREE-TIME SUPER BOWL CHAMPIONS





BILL BELICHICK: THE HEAD COACH

THE HEAD COACH

BILL BELICHICK

Overall Record: 106-77 (.579)

Regular Season: 96-76 (.558)

Postseason: 10-1 (.909)

With Patriots overall: 69-32 (.683)

Overall since 2001: 64-21 (.753)

Super Bowl Titles: 5 (86, 90, 01, 03, 04)

Conf. Titles: 6 (86, 90, 96, 01, 03, 04)

Division Titles: 10 (75, 78, 86, 89, 90, 96, 98, 01, 03, 04)



Bill Belichick is now in his 31st season as an NFL coach and is the only head coach in NFL history to win three Super Bowl titles in a four-year span. Belichick owns the best postseason record in NFL history and is the winningest NFL head coach since 2001. In 2004, he directed the Patriots to their second consecutive Super Bowl title on the heels of a 14-win campaign. In addition, his 2004 squad equaled the best record in NFL history for a defending Super Bowl champion, and from 2003-04 his teams set the all-time pro football record with 21 consecutive victories. Belichick has spent more seasons in the league than any other current NFL head coach, and in that time has been a part of five Super Bowl championship teams. His overall record of 69-32 with the Patriots (including a 9-0 playoff mark in New England) gives him the most victories and the best winning percentage of any head coach in franchise history.

BELICHICK'S PATRIOTS RENAISSANCE

Any successful project requires a sound plan, and once head coach Bill Belichick implemented his design on the Patriots, his approach has given him the best record of any NFL head coach since 2001. After the team endured a 5-11 rebuilding year in his first season, the Patriots have compiled the best record in the NFL since 2001. The remarkable run includes postseason play, where Belichick and the Patriots own a perfect 9-0 record.

NFL COACHES' RECORDS SINCE 2001

Coach	Team	W	L	T	Pct.
Bill Belichick	NE	64	21	0	.753
Tony Dungy	TB/IND	58	25	0	.699
Andy Reid	PHI	59	27	0	.686
Bill Cowher	PIT	54	27	1	.665
Jim L. Mora	ATL	19	11	0	.633
Mike Martz	STL	46	29	0	.613
Mike Shanahan	DEN	46	32	0	.590
Mike Sherman	GB	48	34	0	.585
John Fox	CAR	37	27	0	.578
Mike Holmgren	SEA	45	33	0	.577
Marvin Lewis	CIN	25	19	0	.568
Jon Gruden	OAK/TB	46	35	0	.568
Dick Vermeil	KC	42	35	0	.545
Dave Wannstedt	MIA	31	27	0	.534
Jack Del Rio	JAX	23	21	0	.523

NOTE: Records include playoff games, Minimum 16 games

POSTSEASON PROWESS

Bill Belichick is the winningest head coach in NFL postseason history. With the Patriots' victory in Super Bowl XXXIX, Belichick eclipsed Vince Lombardi, the man whose name is emblazoned on the Super Bowl trophy. Coach Belichick has won nine playoff games in a row, tying the NFL-record streak set by Lombardi's Packers, who won nine straight playoff games from 1961-67. Belichick is a perfect 9-0 in the postseason as head coach of the Patriots.

BEST POSTSEASON RECORDS IN NFL HISTORY

Head Coach	Team(s)	W	L	Pct.
Bill Belichick	CLE/NE	10	1	.909
Vince Lombardi	GB/WAS	9	1	.900
Joe Gibbs	WAS	16	5	.762

BELICHICK AT A GLANCE...

- Is the only head coach in NFL history to win three Super Bowls in a four-year span.
- Is the winningest head coach in NFL playoff history (10-1).
- Directed New England's pro football record 21-game winning streak (2003-04).
- Compiled an NFL record-tying nine-game playoff winning streak (2001-present).
- Owns the best record of any NFL coach since 2001 (64-21).
- Led the Patriots to the highest two-year victory total in NFL history (34 wins from 2003-04).
- Logged more seasons in the NFL than any other current NFL head coach (31).
- Owns more wins and a higher winning percentage than any head coach in Patriots history (69-32, .683).
- Achieved the best regular-season record by a defending Super Bowl champion (14-2, 2004).

ELITE COMPANY

Bill Belichick is one of nine NFL head coaches to win three or more championships since the league began postseason play in 1933. With the Patriots' victory in Super Bowl XXXIX, Belichick joined an exclusive club in which each of the eight other members has been enshrined in the Pro Football Hall of Fame.

HEAD COACHES WITH THREE OR MORE NFL TITLES

(Listed alphabetically)

Head Coach Championship Team(s)

Bill Belichick	New England Patriots
Paul Brown	Cleveland Browns
Weeb Ewbank	Baltimore Colts, New York Jets
Joe Gibbs	Washington Redskins
George Halas	Chicago Bears
Earl (Curly) Lambeau	Green Bay Packers
Vince Lombardi	Green Bay Packers
Chuck Noll	Pittsburgh Steelers
Bill Walsh	San Francisco 49ers

NOTE: NFL Playoffs first held in 1933.

SUPER SUCCESS

Bill Belichick is one of just four head coaches to win three championships since the Super Bowl Era began following the 1966 season. Coach Belichick joins three members of the Pro Football Hall of Fame in the exclusive club. Belichick is the only coach to win three Super Bowls in the post-1993 salary cap era.

MOST SUPER BOWL VICTORIES

Head Coach	Team	Titles	Seasons
Chuck Noll	PIT	4	1974, 1975, 1978, 1979
Bill Belichick	NE	3	2001, 2003, 2004
Joe Gibbs	WAS	3	1982, 1987, 1991
Bill Walsh	SF	3	1981, 1984, 1988

NOTE: Sorted by most recent championship. Super Bowls have determined NFL champion since 1966.

TOPS IN TEAM HISTORY

Bill Belichick is the most successful head coach in Patriots history. He has recorded more wins (69) and a higher winning percentage (.683) than any of the franchise's 13 previous head coaches.

WINNINGEST HEAD COACHES IN PATRIOTS HISTORY

Coach	Years	Career Winning Pct.	Overall W-L-T	Playoff W-L
Bill Belichick	2000-05	.683	69-32-0	9-0
Raymond Berry	1984-89	.554	51-41-0	3-2
Pete Carroll	1997-99	.549	28-23-0	1-2
Chuck Fairbanks	1973-78	.529	46-41-0	0-2



THREE-TIME SUPER BOWL CHAMPIONS





PATRIOTS NEWS & NOTES

BOUNCING BACK

The Patriots have not lost back-to-back games since December, 2002. Their streak of 45 consecutive games without back-to-back losses is the longest current streak in the NFL and the longest such mark in franchise history. The post-merger NFL record for consecutive games without two straight losses is 60, set by the San Francisco 49ers from 1995-99. The last time the Patriots had a losing streak was when they dropped a game at Tennessee (24-7, 12/16/02), and followed that with a home loss to the N.Y. Jets (30-17, 12/22/02). Below is a list of the longest current streaks without back-to-back defeats.

LONGEST ACTIVE STREAKS W/O BACK-TO-BACK LOSSES

Team	Games	Last Consec. Losses
New England Patriots	45	Dec. 2002
Indianapolis Colts	21	Oct. 2004
Denver Broncos	16	Nov./Dec. 2004
Jacksonville Jaguars	16	Nov./Dec. 2004
Seattle Seahawks	16	Nov./Dec. 2004
Cincinnati Bengals	14	Dec. 2004
New York Giants	13	Dec. 2004
Carolina Panthers	11	Jan./Sept. 2005
San Diego Chargers	10	Sept. 2005

SNAPSHOTS OF SUCCESS

The Patriots are in the midst of one of the most prosperous periods for any team in NFL history. The recent run of success began with a 29-26 overtime victory against the San Diego Chargers on Oct. 14, 2001, sparking a streak of 63 wins in the Patriots' last 81 games, including the playoffs. The Patriots entered that contest with a 1-3 record, and Tom Brady was making just the third start of his career against a 3-1 San Diego team. New England rallied back from a 26-16 deficit with less than four minutes left in the game, beginning a stretch of 13 wins in the final 15 games of the 2001 season as the Patriots won their first title in Super Bowl XXXVI.

PATRIOTS SUCCESS STREAKS (Including Postseason)

- 18 wins in last 24 games, dating to Nov. 7, 2004 (18-6, .750)
- 39 wins in last 46 games, dating to Oct. 5, 2003 (39-7, .848)
- 42 wins in last 51 games, dating to Dec. 29, 2002 (42-9, .824)
- 47 wins in last 59 games, dating to Nov. 3, 2002 (47-12, .797)
- 59 wins in last 75 games, dating to Nov. 25, 2001 (59-16, .787)
- 63 wins in last 81 games, dating to Oct. 14, 2001 (63-18, .778)

START ME UP

The Patriots have used 43 different players in their starting lineups this season. New England's total of 43 starters eclipses its total from the 2003 season, when the Patriots used 42 starters and set an NFL record for the most starters by a division champion. In 2004, the Patriots utilized 40 different starters. So far in 2005, the Patriots have used 21 different starters on offense and 22 different starters on defense. The defensive total includes 12 different players who have started in the secondary, a number that eclipsed last season's total of nine.

DOMINATING DUO

Tom Brady and Bill Belichick make up the NFL's third winningest head coach-quarterback combination since the AFL-NFL merger 35 years ago. Brady has started 74 consecutive regular-season games for the Patriots and the team has compiled a 55-19 record in those games, dating back to Week 3 of the 2001 season. Additionally, the Patriots are 9-0 in the playoffs over that span, making the duo's overall record together 64-19.

TOP COACH-QB COMBINATIONS SINCE 1970 MERGER

(Regular Season only, Minimum 50 games)

Quarterback	Head Coach	Team	W	L	T	Pct.
Ken Stabler	John Madden	OAK	60	19	1	.756
Jim McMahon	Mike Ditka	CHI	46	15	0	.754
Tom Brady	Bill Belichick	NE	55	19	0	.743
Steve Young	George Seifert	SF	62	23	0	.729
John Elway	Mike Shanahan	DEN	43	16	0	.729

THE GREATEST SHOW IN SNOW

The Patriots are 9-0 all-time in snowy games in Foxborough, including a 16-3 victory over the New York Jets at Gillette Stadium on Dec. 4, 2005. In addition to that game, three of the Patriots' last four home playoff games have involved frozen precipitation, with all three contests ending in memorable victories. In 2003, New England played in three games under snowy conditions, including a 24-14 victory over Indianapolis in the AFC Championship Game. Below is a list of all of the Patriots snow games in Foxborough since they moved there from Boston in 1971.

SNOW GAMES IN FOXBOROUGH (9-0)

Date	Opp.	Tmp	Weather	W/L	Score
12/04/05	NYJ	26	Light Snow	W	16-3
01/16/05	IND*	25	Snow	W	20-3
01/18/04	IND*	32	Light Snow	W	24-14
12/14/03	JAX	25	Snow in 2nd Half	W	27-13
12/07/03	MIA	28	Cold, Snow, Wind	W	12-0
01/19/02	OAK*	25	Snow, 3-5 inches	W	16-13 ot
12/04/83	NO	35	Cold, Snowing	W	7-0
12/12/82	MIA	22	Wind, Snow	W	3-0
12/10/78	BUF	28	Snow, Some Sun	W	26-24

*-Playoffs

O.T. IS THE PLACE TO BE

The Patriots have won eight straight overtime games and own the longest overtime winning streak in NFL history, including playoff games. The streak includes New England's 16-13 "Snow Bowl" win over Oakland in the 2001 Divisional Playoffs (01/19/02).

MOST CONSECUTIVE OVERTIME VICTORIES

Wins	Team	Dates
8*	New England	2000-present
7	Denver	1978-1985
6	Washington	1976-1987
6	Pittsburgh	1994-1997
5	Many Times	

*-Includes one playoff game

WORKING OVERTIME

The Patriots have won their last eight overtime games (including the playoffs). New England's eight-game overtime winning streak is the longest in NFL history. New England has not lost in overtime since Buffalo won 16-13 at Foxboro Stadium on Nov. 5, 2000. Since that time, the Patriots have won eight straight, including five games in which they scored on their first possession of overtime.

NEW ENGLAND'S OVERTIME STREAK

DATE	OPP	WINNING PLAY	DRIVE INFO	FINAL SCORE
11/23/03	at HST	28-yd FG	9 plays, 76 yds; 3:39	23-20
10/19/03	at MIA	82-yd TD	1-82; 0:12	19-13
12/29/02	vs. MIA+	35-yd FG	7-43; 2:03	27-24
09/22/02	vs. KC+	35-yd FG	9-53; 4:40	41-38
01/19/02	vs. OAK+*	23-yd FG	15-61; 8:29	16-13
12/16/01	at BUF+	23-yd FG	8-75; 3:18	12-9
10/14/01	vs. SD+	44-yd FG	6-51; 2:59	29-26
12/17/00	at BUF	24-yd FG	14-83; 5:56	13-10
11/05/00	vs. BUF	32-yd FG	6-52-2:50	L, 13-16

*playoffs

+NE scored on its first possession in overtime



THREE-TIME SUPER BOWL CHAMPIONS





QB TOM BRADY NEWS & NOTES

RECORDING SUCCESS

TOM BRADY has quarterbacked the Patriots to victories in 55 of his 74 regular-season starts during his career, compiling a .743 winning percentage and giving him the best record of any active quarterback in the NFL who has at least two full seasons of starts under his belt. Including his 9-0 record in the playoffs, he is 64-19 (.771) as a starter.



ACTIVE QUARTERBACKS WINNING PERCENTAGE

Minimum 32 Starts, Regular Season Only

Quarterback, Team(s)	W	L	T	Pct.
Tom Brady, NE	55	19	0	.743
Donovan McNabb, PHI	60	28	0	.682
Michael Vick, ATL	30	16	1	.649
Marc Bulger, STL	28	16	0	.636
Brett Favre, GB	137	80	0	.631
Peyton Manning, IND	78	46	0	.629
Kurt Warner, STL/NYG/ARZ	42	25	0	.627

TOM BRADY'S RECORD AS A STARTER

	Reg. Season	Playoffs	Total
Overall:	55-19	9-0	64-19
Home:	31-6	4-0	35-6
Road:	24-13	5-0*	29-13*
By Yardage Total			
Less than 200:	13-9	3-0	16-9
200-299:	32-9	4-0	36-9
300 or more:	10-1	2-0	12-1
Other Records			
Temp. Below 35:	8-0	5-0	13-0
Snow:	3-0	3-0	6-0
Post-Nov. 1:	33-7	9-0	42-7
Leading at Halftime:	39-2	7-0	46-2
Leading after 3 Qtrs:	45-1	6-0	51-1
Overtime:	6-0	1-0	7-0
Final margin <7 pts:	17-2	5-0	22-2
Final margin <4 pts:	9-2	5-0	14-2
Passer rating >100.0:	27-1	3-0	30-1

*-Includes three Super Bowls at neutral sites

COMEBACK KID

TOM BRADY has engineered 21 career game-winning performances to lead his team to a victory from a fourth-quarter deficit or tie. He has accomplished the feat four times in 2005: at Miami on Nov. 13, vs. Buffalo on Oct. 30, at Atlanta on Oct. 9 and at Pittsburgh on Sept. 25. The performances are the latest addition to a long list of late-game heroics for Brady, who has led three Super Bowl-winning drives.

TOM BRADY'S GAME-WINNING PERFORMANCES

		Time Remaining		Passing Statistics^						
Date	Opp.	Score	in Reg.	Att	Cmp	Yds	TD	Int		Final
11/13/05	at MIA	15-16	2:53	2	2	76	1	0		23-16
10/30/05	BUF	7-16	10:07	4	4	69	0	0		21-16
10/09/05	at ATL	28-28	3:52	2	2	17	0	0		31-28
09/25/05	at PIT	10-13	14:19	12	12	167	0	0		23-20
02/06/05	PHI**	14-14	15:00	4	2	33	0	0		24-21
10/03/04	at BUF	17-17	15:00	4	2	8	1	0		31-17
02/01/04	CAR**	29-29	1:08	5	4	47	0	0		32-29
01/10/04	TEN*	14-14	15:00	11	6	27	0	0		17-14
11/30/03	at IND	31-31	10:21	6	3	31	1	0		38-34
11/23/03	at HST	13-20	3:11	14	10	133	1	0		23-20 ot
11/03/03	at DEN	23-26	2:51	4	5	58	1	0		30-26
10/19/03	at MIA	13-13	15:00	10	7	147	1	0		19-13 ot
10/05/03	TEN	24-27	4:40	1	1	15	0	0		38-30
12/29/02	MIA	13-24	4:59	13	8	69	1	0		27-24 ot
11/10/02	at CHI	19-30	5:16	14	9	116	2	0		33-30
09/22/02	KC	38-38	0:00	5	4	46	0	0		41-38 ot
02/03/02	STL**	17-17	1:21	8	5	53	0	0		20-17
01/19/02	OAK*	3-13	15:00	27	20	138	0	0		16-13 ot
12/16/01	at BUF	6-9	5:57	13	9	116	0	0		12-9 ot
12/02/01	at NYJ	14-16	15:00	7	6	56	0	0		17-16
10/14/01	SD	16-26	8:48	18	13	130	1	0		29-26 ot

^Statistics are from the time noted until the end of the game * Divisional Playoffs ** Super Bowl

IRON MAN

Tom Brady has started 83 consecutive games at quarterback for the Patriots, including 74 regular-season games and nine playoff contests. Combining regular-season and playoff games, Brady has the NFL's third longest current consecutive starts streak, trailing only Brett Favre (237) and Peyton Manning (132).

ACTIVE QUARTERBACKS CONSECUTIVE STARTS STREAKS

Player	Team	Total	Reg.	Post.	Strk Began
Brett Favre	GB	237	217	20	09/27/92
Peyton Manning	IND	132	124	8	09/06/98
Tom Brady	NE	83	74	9	09/30/01
Aaron Brooks	NO	83	81	2	11/26/00
Trent Green	KC	77	76	1	09/09/01
Drew Bledsoe	BUF/DAL	60	60	0	09/08/02
Jake Delhomme	CAR	47	43	4	09/14/03

AMONG THE LEADERS

TOM BRADY is in the midst of what is shaping up to be the best statistical season of his career and quite possibly the most statistically productive season by a quarterback in franchise history. Brady leads the NFL with 3,301 passing yards in 2005 and is on pace to throw for 4,401 yards this season, a number that could challenge Drew Bledsoe's team-record of 4,555 yards, set in 1994. Additionally, Brady has compiled a passer rating of 90.7 so far in 2005, a rating that would be among the best single-season marks in franchise history if he can keep up his pace.

2005 NFL PASSING LEADERS (By Yards)

Player	Team	Yds	Att	Cmp	TD	INT	Rating
Tom Brady	NE	3,301	424	264	18	10	90.7
Carson Palmer	CIN	3,149	399	274	26	7	106.6
Kerry Collins	OAK	3,118	446	245	16	10	79.6
Brett Favre	GB	2,991	459	286	19	21	75.9
Peyton Manning	IND	2,966	358	245	25	8	107.6
Trent Green	KC	2,947	383	240	13	9	87.9
Eli Manning	NYG	2,816	416	214	20	12	77.2

NOTE: Leaders are through games of Dec. 4

PROJECTED PATRIOTS SINGLE-SEASON PASSING LEADERS

		(By Yards)		*Projected			
Player	Year	Yds	Att	Cmp	TD	INT	Rating
Drew Bledsoe	1994	4,555	691	400	25	27	73.6
Tom Brady*	2005*	4,401	565	352	24	13	90.7
Drew Bledsoe	1996	4,086	623	373	27	15	83.7
Drew Bledsoe	1999	3,985	539	305	19	21	75.6
Tom Brady	2002	3,764	601	373	28	14	85.7

PROJECTED PATRIOTS SINGLE-SEASON PASSING LEADERS

		(By Passer Rating)		*Projected			
Player	Year	Rating	Att	Cmp	Yds	TD	INT
Tony Eason	1984	93.4	431	259	3,228	23	8
Tom Brady	2004	92.6	474	288	3,692	28	14
Vito "Babe" Parilli	1962	91.3	252	140	1,988	18	8
Tom Brady*	2005*	90.7	565	352	4,401	24	13
Tony Eason	1986	89.2	448	276	3,328	19	10

CAREER WINNING PERCENTAGE

TOM BRADY is the second winningest quarterback in the Super Bowl Era (since 1966) among signal callers who have made at least 40 starts. He is one of just three quarterbacks in the Super Bowl Era to own a career winning percentage above 70 percent. Brady joins Roger Staubach and Joe Montana in the exclusive club. A list placing Brady's accomplishments in a historical perspective is below.

WINNINGEST QUARTERBACKS OF THE SUPER BOWL ERA

		Minimum 40 Starts			
Player	Team	Years	W	L	Pct.
Roger Staubach	DAL	1969-79	85	29	.746
Tom Brady	NE	2000-Pres.	55	19	.743
Joe Montana	SF/KC	1979-94	117	47	.713



THREE-TIME SUPER BOWL CHAMPIONS






OFFENSE NEWS & NOTES

PATRIOTS ALL-TIME LISTS

TROY BROWN is the second leading receiver in Patriots history with 505 career receptions and 5,906 receiving yards. He recorded his 500th career reception on Nov. 27 at Kansas City, becoming just the second player in team history to record the feat. Brown passed Ben Coates to claim second place on the Patriots' all-time receptions list on Oct. 9 at Atlanta and passed Irving Fryar on the team's all-time receiving yardage list against Indianapolis on Nov. 7. This season, Brown has caught 30 passes for 390 yards, increasing his production from a year ago, when he totaled 17 receptions for 184 yards on the season.



PATRIOTS ALL-TIME RECEIVING LEADERS (BY CATCHES)

Rk	Player, Pos.	No	Yds	Avg.	Lg	TD
1	Stanley Morgan, WR.....	534	10,352	19.4	76t	67
2	Troy Brown, WR.....	505	5,906	11.7	82t	26
3	Ben Coates, TE.....	490	5,471	11.2	84t	50
4	Irving Fryar, WR.....	363	5,726	15.8	80t	38

PATRIOTS ALL-TIME RECEIVING LEADERS (BY YARDS)

Rk	Name	No	Yds	Avg	Lg	TD
1	Stanley Morgan.....	534	10,352	19.4	76t	67
2	Troy Brown.....	505	5,906	11.7	82t	26
3	Irving Fryar.....	363	5,726	15.8	80t	38
4	Ben Coates.....	490	5,471	11.2	84t	50

MOVING ON UP

COREY DILLON became the 18th player in NFL history to rush for 10,000 yards when he tore off a 12-yard run at Atlanta on Oct. 9. In his first eight NFL seasons, Dillon averaged 1,212 yards per season, a mark that ranks sixth in NFL history. The five players with a better seasonal average than Dillon are all current or future Hall of Famers: Barry Sanders (1,527), Jim Brown (1,368), Curtis Martin (1,337), Walter Payton (1,287) and Emmitt Smith (1,224).



NFL'S ALL-TIME LEADING RUSHERS (By Yards)

Rk	Player	Years	Gms	Att.	Yards	TD
1	Emmitt Smith	1990-2004	226	4,409	18,355	164

14	O.J. Simpson	1969-1979	135	2,404	11,236	61
15	Ricky Watters	1992-2001	144	2,622	10,643	78
16	Eddie George	1996-2004	141	2,865	10,441	68
17	Ottis Anderson	1979-1992	182	2,562	10,273	81
18	Corey Dillon	1997-	131	2,352	10,202	65
19	Earl Campbell	1978-1985	115	2,187	9,407	74

CATCHIN' KEVIN


KEVIN FAULK ranks second in receptions among Patriots running backs, passing Sam Cunningham with his first reception of the game against Pittsburgh on Sept. 25. Faulk, who was drafted by the Patriots in the second round out of LSU in 1999, has 221 career receptions and trails only Tony Collins' team-record 261 receptions from the running back position. Faulk's reception total ranks ninth among all Patriots receivers.

RECEPTIONS BY PATRIOTS RUNNING BACKS

Player	Years	Rec.
1. Tony Collins.....	1981-87.....	261
2. Kevin Faulk.....	1999-.....	221
3. Sam Cunningham.....	1973-79,81-82.....	210
4. Larry Garron.....	1960-68.....	185

NEON DEION

Wide receiver DEION BRANCH has established a new career high with 65 receptions in 2005, a mark that ranks fourth in the AFC and 10th in the NFL. His 65 receptions are the most by a Patriot since 2002, when Troy Brown grabbed 97 passes. Branch's previous career high was 57 receptions – set in 2002 – and he passed that mark on a 16-yard grab at Kansas City on Nov. 27. Branch has recorded five or more receptions in 10 of the Patriots' 12 games this season and has notched exactly five catches in each of the last five games.



2005 AFC RECEIVING LEADERS

Player	Team	Rec.	Yds	Avg.	Lg	TD
Chad Johnson	CIN	71	1,139	16.0	70t	7
Reggie Wayne	IND	67	862	12.9	66t	5
Marvin Harrison	IND	66	855	13.0	80t	10
Deion Branch	NE	65	800	12.3	51	4
Antonio Gates	SD	63	874	13.9	38	8
Rod Smith	DEN	63	802	12.7	72	5
Derrick Mason	BAL	63	747	11.9	35	2
LaMont Jordan	OAK	61	493	8.1	28	2

BIG BENJAMIN

Tight end BENJAMIN WATSON has scored three touchdowns in 2005, including a pair of scores at Miami on Nov. 13. Watson became the first Patriot to score two receiving touchdowns since David Givens grabbed a pair at Pittsburgh on Oct. 31, 2004, and he became the first Patriots tight end to turn the trick since Daniel Graham did it at Arizona on Sept. 19, 2004. Watson's second touchdown grab against the Dolphins was a 17-yard game-winning score that gave the Patriots a 23-16 lead with 2:16 left in the game. Earlier in the season, Watson scored the first touchdown of his career on a 33-yard grab early in the third quarter against Atlanta on Oct. 9. The catch, which came in the sixth game of the former 2004 first-round pick's career, gave the Patriots a 21-13 lead in a game they eventually won, 31-28.

MULTIPLE MILESTONES

Against Atlanta on Oct. 9, the Patriots had a 100-yard rusher, a 100-yard receiver and a 300-yard passer in the same game for the first time in eight years. Prior to achieving the feat against the Falcons, the last time the Patriots did it was on Nov. 2, 1997, when Curtis Martin ran for 104 yards, Shawn Jefferson caught for 108 yards and Drew Bledsoe threw for 313 yards in the Patriots' 23-18 loss to the Minnesota Vikings at the Metrodome. Against the Falcons, the Patriots' milestone men were Corey Dillon (106 rushing yards), Daniel Graham (119 receiving), Deion Branch (107 receiving) and Tom Brady (350 passing).

THE DWIGHT STUFF

TIM DWIGHT hauled in a 59-yard pass from Tom Brady on Nov. 13 with 2:19 left in the game and the Patriots trailing 16-15. Dwight's catch was the first strike in a lightning quick 2-play drive, setting up a game-winning touchdown to Benjamin Watson. The catch was Dwight's longest since hauling in a career-long 78-yard bomb from Doug Flutie on Sept. 23, 2001 when both players were playing for the San Diego Chargers.

PASS-ING THE TEST

PATRICK PASS had the most productive game of his career against Denver on Oct. 16, gaining a total of 153 yards from scrimmage, nearly three times his previous career high in that category. Against Denver, Pass set career highs with 89 receiving yards (which led all Patriots receivers) and 64 rushing yards (which led all Patriots rushers).



THREE-TIME SUPER BOWL CHAMPIONS





SP. TEAMS/DEFENSE NEWS & NOTES

ALL-TIME LEADING SCORER

ADAM VINATIERI is the all-time leading scorer in Patriots history, totaling 1,135 points in his nine-plus seasons with the club. He passed Gino Cappelletti to claim the franchise record on a 34-yard field goal at the end of the first half against the New York Jets at Gillette Stadium on Dec. 4, 2005. Vinatieri made the team as a rookie free agent in 1996 and has scored 100 points or more in each of his first nine seasons, joining Jason Elam of the Denver Broncos as the only two kickers in NFL history to accomplish the feat. Vinatieri has kicked the most field goals in Patriots history, having tallied 260 successful boots in a Patriots uniform.



PATRIOTS ALL-TIME LEADING SCORERS

Player	Years	TD	PAT/PATA	2-Pt	FG/FGA	PTS
Adam Vinatieri	1996-	0	353/360	1	260/318	1,135
Gino Cappelletti	1960-70	42	346/358	2	176/334	1,130
John Smith	1974-83	0	308/323	0	128/191	692

IRON MAN

Adam Vinatieri has played in 156 consecutive regular-season games, establishing the second longest consecutive game streak in franchise history. Vinatieri, who has also played in 15 straight playoff games and has not missed a game in his 10-year career, passed Gino Cappelletti's mark of 152 consecutive games, which was established from 1960-70, on Nov. 13 at Miami. Vinatieri now trails only Raymond Clayborn's record of 161 consecutive games, established from 1977-87.

AUTOMATIC ADAM

ADAM VINATIERI has nailed two game-winning field goals so far this season, bring his career total of game-winning boots to 20. Vinatieri is the only kicker in NFL history to kick a game-winning field goal in the final minute of the Super Bowl and has accomplished the feat twice, including his 48-yarder to win Super Bowl XXXVI and a 41-yarder to win Super Bowl XXXVIII.

ADAM VINATIERI'S GAME-WINNING FIELD GOALS

Date	Opponent	Yds	Time	Final Score
10/09/05	at Atlanta	29	0:17	31-28
09/25/05	at Pittsburgh	43	0:01	23-20
02/01/04	Carolina*	41	0:04	32-29
01/10/04	Tennessee*	46	4:06	17-14
11/23/03	at Houston	28	0:41 (OT)	23-20
12/29/02	Miami	35	12:57 (OT)	27-24
09/22/02	Kansas City	35	10:20 (OT)	41-38
02/03/02	St. Louis*	48	0:00	20-17
01/19/02	Oakland*	23	6:31 (OT)	16-13
12/16/01	at Buffalo	23	9:15 (OT)	12-9
12/02/01	at N.Y. Jets	28	6:29	17-16
10/14/01	San Diego	44	10:55 (OT)	29-26
12/17/00	at Buffalo	24	0:19 (OT)	13-10
11/19/00	Cincinnati	22	0:03	16-13
09/19/99	Indianapolis	26	0:35	31-28
09/12/99	at N.Y. Jets	23	0:03	30-28
12/20/98	San Francisco	35	0:03	24-21
10/04/98	at New Orleans	27	0:03	30-27
09/14/97	N.Y. Jets	34	6:57 (OT)	27-24
09/22/96	Jacksonville	40	12:24 (OT)	28-25

*-Playoffs

ADAM VINATIERI QUICK HITS

- Vinatieri has been successful on 24 consecutive fourth-quarter field goal attempts, dating back to Dec. 8, 2002, when he missed a 43-yarder against the Buffalo Bills at Gillette Stadium.
- Since the beginning of the 2001 season, Vinatieri is 22-for-23 (95.7 percent) in the fourth quarter when the Patriots are either leading or behind by a touchdown or less.
- Vinatieri has hit 30 of his last 31 field goals (96.8 percent) in the second half, dating back to the 2003 regular-season finale (including playoffs).

ABLE VRABEL

In proving to be one of the NFL's most versatile players, linebacker MIKE VRABEL has made important contributions for the Patriots on offense and defense. He has scored two touchdowns for the Patriots this season – one on offense and one on defense. He scored his first career defensive touchdown at Carolina on Sept. 18 when he returned an interception 24 yards for a touchdown. Against New Orleans on Nov. 20, Vrabel scored on offense, snaring a 1-yard touchdown pass after lining up as a tight end in the team's goal line package. Below is a list of Vrabel's career touchdowns.



MIKE VRABEL'S CAREER TOUCHDOWNS

Date	Opponent	Scoring Play	Yds
09/29/02	at San Diego	Reception	1
02/01/04	* Carolina	Reception	1
11/07/04	at St. Louis	Reception	2
01/02/05	San Francisco	Reception	1
02/06/05	^ Philadelphia	Reception	2
09/18/05	at Carolina	Interception Return	24
11/20/05	New Orleans	Reception	1

*-Super Bowl XXXVIII ^-Super Bowl XXXIX

WILLIE MAC ATTACK

WILLIE MCGINEST ranks third on the Patriots' all-time sacks list with 75.5 career sacks and needs 4.5 more sacks to move into second place on the Patriots' all-time list. He overtook Tony McGee for third place on the team's sacks list on Sept. 25, 2005 when he recorded two sacks against the Steelers in Pittsburgh. McGinest has started 34 consecutive games for the Patriots at outside linebacker, remaining a constant veteran presence in a defense that has been forced to adjust to numerous changes.



PATRIOTS ALL-TIME SACK LEADERS

1. Andre Tippett, 1982-93.100.0
2. Julius Adams, 1971-87....79.5
3. Willie McGinest, 1994-.75.5
4. Tony McGee, 1974-81 72.5
5. Ray Hamilton, 1973-81..... 54.0
6. Chris Slade, 1993-00 51.0

BIG-TIME BACKERS

Patriots linebackers take up four of the top nine spots on the NFL's career sacks list among active linebackers.

ACTIVE LINEBACKERS SACKS LIST

Rk	Player	Team(s)	First Season	Sacks
1	Chad Brown	PIT/SEA/NE	1993	78.0
2	Willie McGinest	NE	1994	75.5
3	Peter Boulware	BAL	1997	69.0
4	Junior Seau	SD/MIA	1990	52.0
5	Joey Porter	PIT	1999	48.5
6	Kenard Lang	CLV	1997	44.0
7	Rosevelt Colvin	CHI/NE	1999	37.5
8	Brian Urlacher	CHI	2000	32.5
9	Mike Vrabel	PIT/NE	1997	32.0
10	Andre Carter	SF	2001	31.0

RICHARD SEYMOUR: "BIG SEY"

Defensive lineman RICHARD SEYMOUR was named to his third consecutive Pro Bowl in 2004 and was voted a defensive captain by his teammates again this season. The former 2001 first-round draft pick recorded his first career multiple-sack game against Pittsburgh on Sept. 25. Last season, his 67 tackles and 5.0 sacks were tops among Patriots defensive linemen. He has recorded 244 tackles since 2002, leading all Patriots defensive linemen over that span.



THREE-TIME SUPER BOWL CHAMPIONS





PATRIOTS IN CONTEXT

THREE NFL TITLES OVER A FOUR-YEAR SPAN

Team	Era	Champ. Seasons
New England Patriots	2001-Present	2001, 2003, 2004
Dallas Cowboys	1992-1995	1992, 1993, 1995
Green Bay Packers	1965-1967	1965, 1966, 1967
Chicago Bears	1940-1943	1940, 1941, 1943
Green Bay Packers	1929-1931	1929, 1930, 1931

NOTE: NFL Champions have been determined as follows – First-place team in the final standings (1920-32); Winner of the NFL championship game (1933-65); Winner of the Super Bowl (1966-present).

BACK-TO-BACK SUPER BOWL CHAMPIONS

Team	Seasons	Championship Game Results
NE	2003-2004	Def. Carolina in Super Bowl XXXVIII, 32-29 Def. Philadelphia in Super Bowl XXXIX, 24-21 Def. Green Bay in Super Bowl XXXII, 31-24
DEN	1997-1998	Def. Atlanta in Super Bowl XXXIII, 34-19 Def. Buffalo in Super Bowl XXVII, 52-17
DAL	1992-1993	Def. Buffalo in Super Bowl XXVII, 30-13 Def. Cincinnati in Super Bowl XXIII, 20-16
SF	1988-1989	Def. Denver in Super Bowl XXIV, 55-10 Def. Dallas in Super Bowl XIII, 35-31
PIT	1978-1979	Def. L.A. Rams in Super Bowl XIV, 31-19 Def. Minnesota in Super Bowl IX, 16-6
PIT	1974-1975	Def. Dallas in Super Bowl X, 21-17 Def. Washington in Super Bowl VII, 14-7
MIA	1972-1973	Def. Minnesota in Super Bowl VIII, 24-7 Def. Kansas City in Super Bowl I, 35-10
GB	1966-1967	Def. Oakland in Super Bowl II, 33-14

NOTE: There were eight back-to-back NFL champions in the pre-Super Bowl Era (1920-1965). In addition to those eight occurrences, Green Bay won three titles in a row from 1929-1931 and also won three consecutive titles from 1965-1967 (including the 1965 NFL championship game and the first two Super Bowls in 1966 and 1967). No team has won three consecutive Super Bowls.

ALL-TIME SUPER BOWL VICTORIES

Team	Titles	Championship Seasons
Dallas Cowboys.....	5	1971, 1977, 1992, 1993, 1995
San Francisco 49ers	5	1981, 1984, 1988, 1989, 1994
Pittsburgh Steelers	4	1974, 1975, 1978, 1979
New England Patriots	3	2001, 2003, 2004
Green Bay Packers	3	1966, 1967, 1996
Washington Redskins	3	1982, 1987, 1991
Oakland/L.A. Raiders.....	3	1976, 1980, 1983
Denver Broncos	2	1997, 1998
New York Giants	2	1986, 1990
Miami Dolphins	2	1972, 1973

NOTE: Teams are sorted by most recent championship season

PRO FOOTBALL'S LONGEST WINNING STREAKS

Includes postseason games

Wins	Team	Years	League
21.....	New England Patriots.....	2003-04.....	NFL
18.....	Denver Broncos.....	1997-98	NFL
18.....	San Francisco 49ers.....	1989-90	NFL
18.....	Miami Dolphins	1972-73	NFL
18.....	Cleveland Browns	1947-48	AAFC
18.....	Chicago Bears.....	1941-42	NFL
18.....	Chicago Bears	1933-34	NFL
17.....	Oakland Raiders	1976-77	NFL

Includes teams from the NFL (1920-Present), All American Football Conference (1946-49) and American Football League (1960-69).

NFL'S ALL-TIME BEST SINGLE-SEASON RECORDS

(Regular-season and postseason only)

Year	Team	Total	Reg	Post
1985	Bears	18-1	15-1	3-0
1984	49ers	18-1	15-1	3-0
1972	Dolphins	17-0	14-0	3-0
2004	Patriots	17-2	14-2	3-0
2003	Patriots	17-2	14-2	3-0
1998	Broncos	17-2	14-2	3-0
1991	Redskins	17-2	14-2	3-0
1989	49ers	17-2	14-2	3-0
1986	Giants	17-2	14-2	3-0
1978	Steelers	17-2	14-2	3-0

CLOSEST SUPER BOWL GAMES

Season	Game	Winner	Loser	Score	Margin
1990	XXV	NYG	BUF	20-19	1
2004	XXXIX	NE	PHI	24-21	3
2003	XXXVIII	NE	CAR	32-29	3
2001	XXXVI	NE	STL (Rams)	20-17	3
1970	V	BAL (Colts)	DAL	16-13	3
1988	XXIII	SF	CIN	20-16	4
1978	XIII	PIT	DAL	35-31	4
1975	X	PIT	DAL	21-17	4

MOST VICTORIES IN A TWO-YEAR SPAN

Including regular-season and playoff games

Team	Wins	Seasons	Year 1	Year 2	Record	Pct.
NE	34	2003-2004	17-2	17-2	34-4	.895
DEN	33	1997-1998	16-4	17-2	33-6	.846
MIA	32	1972-1973	17-0	15-2	32-2	.941
CHI	32	1985-1986	18-1	14-3	32-4	.889
SF	32	1989-1990	17-2	15-3	32-5	.865
PIT	32	1978-1979	17-2	15-4	32-6	.842

ALL-TIME NFL POSTSEASON STANDINGS

(Minimum 10 Postseason Games, Since 1920)

Team	W	L	Pct.
Green Bay Packers	24.....	14.....	.632
New England Patriots	16.....	10.....	.615
San Francisco 49ers	25.....	17.....	.595
Washington Redskins.....	22.....	15.....	.595
Dallas Cowboys.....	32.....	22.....	.593

NFL'S LONGEST POSTSEASON WINNING STREAKS

Team	Consec. Wins	Seasons
New England Patriots	9	2001, 2003-04
Green Bay Packers	9	1961-62, 1965-67
Denver Broncos.....	7	1997-98
Dallas Cowboys.....	7	1992-94
San Francisco 49ers	7	1988-90
Pittsburgh Steelers	7	1974-76

ALL-TIME SUPER BOWL APPEARANCES

(Since 1966)

Team	Conference	No.
Dallas Cowboys.....	N	8
Denver Broncos.....	A	6
New England Patriots	A	5
Miami Dolphins	A	5
Pittsburgh Steelers	A	5
Oakland/L.A. Raiders	A	5
San Francisco 49ers	N	5
Washington Redskins.....	N	5

SUPER BOWL APPEARANCES IN LAST 20 YRS

(Since 1985)

Team	Conference	No.
New England Patriots	A	5
Denver Broncos.....	A	5
Buffalo Bills.....	A	4
Dallas Cowboys.....	N	3
New York Giants	N	3
San Francisco 49ers	N	3

SUPER BOWL APPEARANCES IN LAST 10 YRS

(Since 1995)

Team	Conference	No.
New England Patriots	A	4
Denver Broncos.....	A	2
Green Bay Packers	N	2
St. Louis Rams	N	2



THREE-TIME SUPER BOWL CHAMPIONS





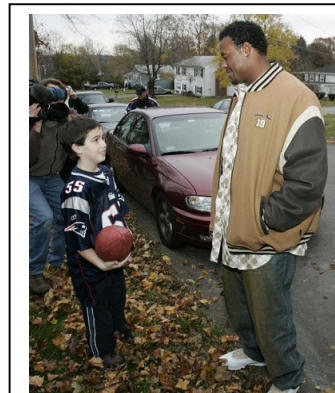
PATRIOTS IN THE COMMUNITY

WILLIE MCGINEST HEADS BACK TO FIFTH GRADE FOR TAKE A PLAYER TO SCHOOL DAY

Linebacker Willie McGinest made 10-year-old Beau Barrows' day very special when he accompanied him to school on November 15 as a part of NFL Take a Player to School Day. Barrows, a fifth grader, won the opportunity to have a Patriots player accompany him to Stacy Middle School in Milford, Mass. by entering a contest drawing.

After picking him up in a black stretch limo, Willie rode with Beau to school and gave a speech to all 900 middle school students on the importance of focusing on schoolwork and participating in after-school programs. McGinest stressed to the students that while they might not grow up to be famous athletes or actors, if they get their education they will be able to succeed in whatever career they are interested in. McGinest said that because of player meetings, studying film and learning his playbook, he still considers himself a student. McGinest said he even wears a backpack to carry his playbook.

"We still talk about [school] today. We still talk about it in the locker room," he said. "Who went to the best school? Who got the best grades? And we're grown men."



PATRIOTS TO AWARD \$100,000 IN COLLEGE SCHOLARSHIPS TO LOCAL STUDENTS

The New England Patriots recently announced that the New England Patriots Charitable Foundation will be awarding \$100,000 in college scholarship money to local students this season.

Each week through "Totally Patriots," the team's new show aimed at younger fans, five students aged 13-18 years-old will be awarded scholarships ranging from \$500-\$2,500 during the "Write On" segment of the show. To apply, students must write an essay of at least 100 words and no more than 500 words on the Patriots' previous game. Each week, a first place winner will receive a \$2,500 college scholarship, second place will receive \$1,000, and three third place winners will each receive \$500 in scholarship money. All first place winners will also be eligible to win a \$15,000 grand prize scholarship or a \$10,000 runner-up scholarship at the conclusion of the season.

"Through the Patriots Charitable Foundation, we strive to improve the lives of the area's children by focusing many of our efforts on education," said Rena Clark, Vice President of Community Affairs and Corporate Philanthropy for the New England Patriots. "The financial demands of today's college education are considerable and scholarship money is vital for many families. The Kraft family and the Patriots organization are delighted to be able to provide many local students with assistance."

Essays can be submitted online at www.totallypatriots.com or mailed to Kraft Sports Productions, Attn: "Write On" Contest, Gillette Stadium, 1 Patriot Place, Foxborough, MA 02035. For more information, students should tune in to Totally Patriots each Sunday at 11 AM on WCVB-TV.

The New England Patriots Charitable Foundation was established in 1994 by the Kraft family as a vehicle to help support the youth and families of New England. The Foundation's mission is to assist a variety of charitable organizations and programs that foster cultural diversity, education, family, and health. The Foundation uses its resources to serve the youth of New England by encouraging their education, growth, creativity and development of character; and to help support a better quality of life in the communities the Foundation serves.

UPCOMING EVENTS

Tuesday, Dec. 13 – Salvation Army Holiday Party

WHAT:

The New England Patriots will host the 12th annual Salvation Army and New England Patriots Children's Holiday party on at Gillette Stadium. More than 200 children from Salvation Army centers throughout the Boston and Providence areas will be in attendance. Children will have the opportunity to play games with players, get autographs, visit with Santa Claus and receive toys provided by the New England Patriots organization. The annual highlight of the event is "Wrap-A-Pat," a game in which the children, working in teams, race to wrap Patriots players in Christmas wrapping papers, bows, and ribbons.

WHEN:

Tuesday, December 13
5:00 p.m to 7:00 p.m.

WHERE:

Fidelity Investments Clubhouse
Gillette Stadium

Monday, Dec. 19 – Willie McGinest's "Shop with a Jock"



THREE-TIME SUPER BOWL CHAMPIONS





BROADCAST INFORMATION

PATRIOTS ALL ACCESS

Patriots All Access, an Emmy Award-winning one-hour magazine show, airs weekly throughout the season on WCVB-TV Channel 5 in Boston. Indicative of its name, Patriots All Access provides viewers exclusive, behind-the-scenes access and weekly in-depth features on Patriots players and personnel. WCVB's Mike Lynch hosts the program and is joined by head coach Bill Belichick for a weekly chalk talk and also by a Patriots player of the week. Another weekly segment takes a look at what Patriots players do off the field. The show also offers game previews, reviews and comprehensive analysis of every Patriots game.



WCVB-TV Channel 5

Patriots All Access.....Saturdays at 7:00 p.m and Sundays at 10:00 a.m.

TOTALLY PATRIOTS



Totally Patriots, a youth-oriented football show, is making its debut for the 2005 season, airing each Sunday morning on WCVB, Channel 5 in Boston. The show, hosted by Kerry Connolly, is geared towards young fans and includes a health and fitness segment as well as a weekly football tips feature with Patriots Hall of Fame linebacker Andre Tippett and a current Patriots player. Other features and segments emphasize the importance of an active lifestyle and let young football players hear directly from the pros. Check your local listings for other times and locations.

WCVB-TV Channel 5

Totally Patriots.....Sundays at 11:00 a.m.

WBCN PATRIOTS ROCK RADIO NETWORK

For the 11th consecutive season, WBCN was proud to be the flagship station for the Patriots Rock Radio Network. Every Patriots game was heard on WBCN (104.1 FM) and its network of 36 stations throughout all six New England states. Longtime broadcast tandem Gil Santos and Gino Cappelletti call all of the action in static-free stereo sound.



**FLAGSHIP STATION
WBCN
Boston ★ 104.1 FM**



MASSACHUSETTS

WBSM	Fairhaven	1420 AM
WSAR	Fall River	1480 AM
WGAW	Gardner	1340 AM
WPVQ	Greenfield	95.3 FM
WBEC	Pittsfield	1420 AM
WBEC	Pittsfield	95.7 FM
WAQY	Springfield	102.1 FM
WXTK	Cape Cod	95.1 FM
WWFX	Worcester	100.1 FM

NEW HAMPSHIRE

WKXL	Concord	1450 AM
WSHK	Dover	105.3 FM
WSAK	Hampton	102.1 FM
WTPL	Hillsboro	107.7 FM
WVRR	Lebanon	101.7 FM
WFEA	Manchester	1370 AM
WWHQ	Meredith	101.5 FM
WPKQ	N. Conway	103.7 FM

RHODE ISLAND

WSKO	Providence	790 AM
WSKO	Providence	99.7 FM

VERMONT

WBTV	Bennington	1370 AM
WKVT	Battleboro	92.7 FM
WEAV	Burlington	960 AM
WXZO	Burlington	96.7 FM
WMXR	Woodstock	93.9 FM
WMOO	Derby	92.1 FM
WEXP	Rutland	101.5 FM
WSTJ	St. Johnsbury	1340 AM
WSNO	Waterbury	1450 AM

MAINE

WEBB	Augusta	98.5 FM
WNSX	Bangor	97.7 FM
WHOU	Houlton	100.1 FM
WBLM	Portland	102.9 FM
WFZX	Searsport	101.7 FM

CONNECTICUT

WCCC	Hartford	106.9 FM
WMOS	New London	104.7 FM
WINY	Putnam	1350 AM

PATRIOTS MONDAY ON WEEI

Sports Radio WEEI has the exclusive rights to broadcast "Patriots Monday" from Gillette Stadium every week during the season. The daylong programming lineup offers fans unique access from head coach Bill Belichick and quarterback Tom Brady along with appearances by other star players.

Sports Radio WEEI

850 AM (Boston) and 103.7 FM (Providence)

Time (Mondays)	Show	Guest(s)
6:00 – 10:00 a.m.	Dennis and Callahan	Tom Brady
10:00 a.m. – 2:00 p.m.	Dale and Holley	Stars of the Week
2:00 – 6:00 p.m.	The Big Show	Coach Belichick

PATRIOTS FOOTBALL WEEKLY ON WB56

Join the editorial staff of Patriots Football Weekly for a half-hour Patriots extravaganza every Saturday night during the football season on WLVI-TV (WB56).

WLVI-TV Channel 56

Patriots Football Weekly Every Saturday night at Midnight

PATRIOTS.COM

The official Web site of the New England Patriots offers fans an exciting lineup of daily features and is one of the most advanced and exciting Web sites in all of sports. **Patriots.com Radio** features six hours of original daily programming beginning at noon ET and allows fans to interact with hosts and guests via phone and email. Besides these features, the site offers daily news updates, press releases, live coverage of all press conferences and much more.

TELEVISION RATINGS

Historically, the Patriots have been at or near the top of the weekly television ratings for the 2.4 million homes in the Boston market. Below is a historical perspective to show the Patriots' consistent popularity in the Boston market.

2005 RATINGS: BOSTON TV MARKET

Date	Opponent	Net.	Boston TV	Rtg / Share
09/08	Oakland	ABC	WCVB 5	23.3 / 44
09/18	at Carolina	CBS	WBZ 4	22.3 / 50
09/25	at Pittsburgh	CBS	WBZ 4	29.9 / 52
10/02	San Diego	CBS	WBZ 4	21.0 / 43
10/09	at Atlanta	CBS	WBZ 4	27.4 / 55
10/16	at Denver	CBS	WBZ 4	28.9 / 48
10/30	Buffalo	ESPN	WCVB 5	27.8 / 46
11/07	Indianapolis	ABC	WCVB 5	27.4 / 44
11/13	at Miami	CBS	WBZ 4	24.7 / 53
11/20	New Orleans	Fox	WFXT 25	26.3 / 55
11/27	at Kansas City	CBS	WBZ 4	27.0 / 52
12/04	N.Y. Jets	CBS	WBZ 4	34.5 / 55

RATINGS HISTORY

Season	Rating / Share
2005 Regular Season Average	26.6 / 50
2004 Regular Season Average	31.2 / 56
2004 Postseason Average	48.9 / 70
2003 Regular Season Average	26.8 / 51
2003 Postseason Average	47.0 / 72
2002 Regular Season Average	28.5 / 53
2001 Regular Season Average	24.7 / 48
2001 Postseason Average	47.4 / 73

Note: Each ratings point represents one percent of the 2.4 million homes in the Boston TV market.



THREE-TIME SUPER BOWL CHAMPIONS





2005 TRANSACTIONS

MAY, 2005

5/2 Matt Phillips Released
 5/4 Keith Traylor Released
 5/6 Michael Rogers Released
 Mark Bartosic Released
 5/10 Chad Brown Signed
 5/12 Victor Leyva Signed
 5/18 Otis Smith Signed and placed on Res./Retired
 5/23 Troy Brown Re-Signed

JUNE, 2005

6/1 Lance Nimmo Released
 Chris Redman Released
 6/6 Antuan Edwards Signed
 6/9 Ike Charlton Released
 6/10 Andy Stokes Signed
 6/15 Travis Conway Released
 Mike Lorenz Released
 6/28 Bryan Anderson Signed
 Chad Morton Signed
 Matt Cassel Signed
 Ryan Claridge Signed

JULY, 2005

7/15 Scott Pioli Signed to a contract extension
 7/20 Nick Kaczur Signed
 James Sanders Signed
 7/22 Ellis Hobbs Signed
 DeCori Birmingham Released
 7/23 Earl Charles Released
 7/24 Bam Childress Signed
 DeMarco McNeil Released
 7/25 Logan Mankins Signed
 7/27 Michael McGrew Released
 7/28 Ted Johnson Retired
 Rich Musinski Signed
 Bryan Anderson, Tedy Bruschi, Tim Dwight,
 Chad Morton and Bethel Johnson
 Placed on PUP list
 Ethan Kelley Placed on NFI list
 7/29 Eugene Baker Signed
 Bryan Anderson Released
 7/31 Jason Anderson Signed

AUGUST, 2005

8/1 Tim Dwight Activated from PUP list
 Ethan Kelley Released
 Jake Schifino Released
 8/2 Mario Monds Signed
 8/3 Tom Sverchek Signed
 Rich Musinski Released
 8/5 Ricky Bryant Released
 8/8 Matt Brandt Signed
 Andy Stokes Released
 8/9 Matt Brandt Released
 8/14 Mario Monds Released
 8/15 Ifo Pili Signed
 Ryan Claridge Placed on Reserve / Injured
 8/21 Rhett Kopp Released
 8/22 Andre' Davis Acquired via Trade (CLV)
 8/24 Eugene Baker Released
 8/25 Antuan Edwards Released
 8/29 Rohan Davey, Cedric Cobbs
 and Dexter Reid Released
 8/30 Jason Anderson, Robbie Gould, Ryan Krug,
 Chad Morton, Ifo Pili, Hank Poteat
 and Antonio Thomas Released
 Bethel Johnson Activated from PUP list
 Michael McGrew Placed on Reserve / Injured

SEPTEMBER, 2005

9/3 Eric Alexander, Rodney Bailey, Kory Chapman, Bam
 Childress, Kyle Eckel, Joel Jacobs, Victor Leyva, Gene
 Mruczkowski, Jeff Roehl, P.K. Sam, Grant Steen, Tom
 Sverchek, David Terrell, Andre Torrey, Raymond
 Ventrone, Jed Weaver and Billy Yates
 Released
 9/4 Eric Alexander, Kory Chapman, Bam Childress, Ryan Krug,
 Jared Newberry, Raymond Ventrone and Billy Yates
 Signed to the Practice Squad
 9/5 Wesley Britt Signed to the Practice Squad
 9/7 Andre Torrey Signed to the Practice Squad
 Raymond Ventrone Released from Practice Squad
 9/8 P.K. Sam Signed to the Practice Squad
 Ryan Krug Released from Practice Squad
 9/9 Raymond Ventrone Signed to the Practice Squad
 Andre Torrey Released from Practice Squad
 9/21 Antonio Thomas Signed to the Practice Squad
 9/27 Rodney Harrison Placed on Reserve / Injured
 Wesly Mallard Released
 9/28 Gene Mruczkowski, Michael Stone
 and Amos Zereoue Signed
 Andre' Davis Released
 Ryan Krug Signed to the Practice Squad
 Jared Newberry Released from Practice Squad

OCTOBER, 2005

10/8 Eric Alexander Signed to the active roster
 Gene Mruczkowski Released
 10/11 Eric Alexander Released
 10/12 Arturo Freeman Signed
 Wesly Mallard Signed
 Chad Scott Placed on Reserve / Injured
 Eric Alexander Signed to the Practice Squad
 10/19 Andre' Davis Signed
 Hank Poteat Signed
 Guss Scott Placed on Reserve / Injured
 Wesly Mallard Released
 10/27 Tyrone Poole Placed on Reserve / Injured
 10/29 Tedy Bruschi Activated from Reserve / PUP

NOVEMBER, 2005

11/1 Heath Evans Signed
 Amos Zereoue Released
 11/4 Michael Cloud Signed
 Arturo Freeman Released
 11/10 Duane Starks Placed on Reserve / Injured
 11/12 Billy Yates Signed to Active Roster
 11/15 Artrell Hawkins Signed
 Gene Mruczkowski Signed
 Randall Gay Placed on Reserve / Injured
 Dan Koppen Placed on Reserve / Injured
 11/16 Michael Harden Signed to the Practice Squad
 11/29 Michael Cloud Released

DECEMBER, 2005

12/2 Michael Cloud Signed
 12/5 Michael Harden Released from Practice Squad



THREE-TIME SUPER BOWL CHAMPIONS





2005 OFFENSIVE STATISTICS

WON 7, LOST 5

09/08 W 30-20	Oakland	68,756
09/18 L 17-27	at Carolina	73,528
09/25 W 23-20	at Pittsburgh	64,868
10/02 L 17-41	San Diego	68,756
10/09 W 31-28	at Atlanta	71,079
10/16 L 20-28	at Denver	76,571
10/30 W 21-16	Buffalo	68,756
11/07 L 21-40	Indianapolis	68,756
11/13 W 23-16	at Miami	73,405
11/20 W 24-17	New Orleans	68,756
11/27 L 16-26	at Kansas City	78,025
12/04 W 16- 3	New York Jets	68,756
12/11	at Buffalo	
12/17	Tampa Bay	
12/26	at New York Jets	
01/01	Miami	

* RUSHING		No.	Yds	Avg	Long	TD
Dillon		142	506	3.6	29	8
Pass		42	205	4.9	31	3
Evans	LG	40	169	4.2	21	0
Evans	TM	39	169	4.3	21	0
Faulk		24	63	2.6	13	0
Brady		16	57	3.6	15	0
Cloud		14	35	2.5	15	0
Dwight		3	16	5.3	12	0
Zereoue		7	14	2.0	12	0
Cassel		1	-1	-1.0	-1	0
TEAM		288	1064	3.7	31	11
OPPONENTS		357	1348	3.8	68	10

* RECEIVING		No.	Yds	Avg	Long	TD
Branch		65	800	12.3	51	4
Givens		47	504	10.7	35	1
T. Brown		30	390	13.0	71	1
Watson		22	330	15.0	35	3
Pass		20	221	11.1	39	0
Faulk		17	162	9.5	23	0
Dwight		16	279	17.4	59	2
Graham		16	235	14.7	45t	3
Dillon		14	137	9.8	25	0
Evans	LG	12	81	6.8	15	0
Evans	TM	8	64	8.0	15	0
A. Davis		5	117	23.4	60t	1
Johnson		4	67	16.8	55t	1
Fauria		3	24	8.0	18	1
Zereoue		1	5	5.0	5	0
Vrabel		1	1	1.0	1t	1
TEAM		269	3336	12.4	71	18
OPPONENTS		229	3188	13.9	85t	21

TOTAL FIRST DOWNS	238	251
Rushing	68	81
Passing	151	145
Penalty	19	25
3rd Down: Made/Att	61/157	70/166
3rd Down Pct.	38.9	42.2
4th Down: Made/Att	6/8	2/6
4th Down Pct.	75.0	33.3
POSSESSION AVG.	28:42	31:18
TOTAL NET YARDS	4222	4413
Avg. Per Game	351.8	367.8
Total Plays	745	780
Avg. Per Play	5.7	5.7
NET YARDS RUSHING	1064	1348
Avg. Per Game	88.7	112.3
Total Rushes	288	357
NET YARDS PASSING	3158	3065
Avg. Per Game	263.2	255.4
Sacked/Yards Lost	22/178	18/123
Gross Yards	3336	3188
Att./Completions	435/269	405/229
Completion Pct.	61.8	56.5
Had Intercepted	11	6
PUNTS/AVERAGE	61/45.9	60/44.0
NET PUNTING AVG.	61/39.5	60/38.0
PENALTIES/YARDS	83/709	99/814
FUMBLES/BALL LOST	16/9	9/5
TOUCHDOWNS	30	32
Rushing	11	10
Passing	18	21
Returns	1	1

* INTERCEPTIONS		No.	Yds	Avg	Long	TD
Vrabel		2	23	11.5	24t	1
Hobbs		2	8	4.0	8	0
Samuel		1	0	0.0	0	0
Wilson		1	0	0.0	0	0
TEAM		6	31	5.2	24t	1
OPPONENTS		11	94	8.5	41t	1

* PUNTING		No.	Yds	Avg	Net	TB	In	Lg	B
Miller		60	2802	46.7	39.5	4	18	59	1
TEAM		61	2802	45.9	39.5	4	18	59	1
OPPONENTS		60	2639	44.0	38.0	6	20	66	0

* PUNT RETURNS		Ret	FC	Yds	Avg	Long	TD
Dwight		25	8	217	8.7	29	0
T. Brown		3	5	11	3.7	5	0
Johnson		1	0	11	11.0	11	0
TEAM		29	13	239	8.2	29	0
OPPONENTS		34	8	311	9.1	76	0

* SCORE BY PERIODS		Q1	Q2	Q3	Q4	OT	PTS
TEAM		62	36	80	81	0	259
OPPONENTS		41	111	51	79	0	282

* KICKOFF RETURNS		No.	Yds	Avg	Long	TD
Johnson		28	622	22.2	54	0
Hobbs		15	361	24.1	37	0
Dwight		8	183	22.9	32	0
Faulk		3	65	21.7	26	0
Banta-Cain		1	14	14.0	14	0
Cloud		1	15	15.0	15	0
Izzo		1	0	0.0	0	0
Stone		1	0	0.0	0	0
TEAM		58	1260	21.7	54	0
OPPONENTS		50	1122	22.4	46	0

* SCORING	TD	Ru	Pa	Rt	K-PAT	FG	S	PTS
Vinatieri	0	0	0	0	26/27	17/22	0	77
Dillon	8	8	0	0			0	48
Branch	4	0	4	0			0	24
Graham	3	0	3	0			0	18
Pass	3	3	0	0			0	18
Watson	3	0	3	0			0	18
Dwight	2	0	2	0			0	12
Vrabel	2	0	1	1			0	12
T. Brown	1	0	1	0			0	6
A. Davis	1	0	1	0			0	6
Fauria	1	0	1	0			0	6
Givens	1	0	1	0			0	6
Johnson	1	0	1	0			0	6
Evans LG	0	0	0	0			0	2
Evans TM	0	0	0	0			0	2
TEAM	30	11	18	1	26/27	17/22	0	259
OPPONENTS	32	10	21	1	28/28	20/25	0	282
2-Pt. Conversions: Evans (LG), Evans (TM).								

* FIELD GOALS		1-19	20-29	30-39	40-49	50+
Vinatieri		0/ 0	6/ 6	8/ 9	3/ 5	0/2
TEAM		0/ 0	6/ 6	8/ 9	3/ 5	0/2
OPPONENTS		0/ 0	6/ 6	7/ 9	4/ 6	3/4
Vinatieri:		(26G)	(45G)	(53N, 48G, 35G, 43G)	(37N,	
		(24G)	(29G)	(39G, 53N, 38G)	(44N)	() (35G, 32G, 33G)
		(2	(37G)	(29G)	(45N, 21G, 34G, 22G)	
		2	OPPONENTS:	(43N)	(51G, 52G)	(33G, 52N, 24G)
		21G)	(33G, 58G)	() (46N, 23G, 35G, 41G)	(35G, 20G)	(31N,

2-Pt. Conversions: Evans (LG), Evans (TM), TEAM 1-3, OPPONENTS 1-4
SACKS: Colvin 4.5, McGinest 3.5, Green 2.5, Vrabel 2.5, Seymour 2, Beisel 1, Warren 1, Klecko 0.5, Wilfork 0.5, TEAM 18, OPPONENTS 22

* PASSING		Att	Cmp	Yds	Cmp%	Yds/Att	TD	TD%	Int	Int%	Long	Sack/Lost	Rating
Brady		424	264	3301	62.3	7.79	18	4.2	10	2.4	71	21/ 165	90.7
Flutie		7	3	20	42.9	2.86	0	0.0	0	0.0	13	1/ 13	50.3
Cassel		4	2	15	50.0	3.75	0	0.0	1	25.0	12	0/ 0	19.8
TEAM		435	269	3336	61.8	7.67	18	4.1	11	2.5	71	22/ 178	88.8
OPPONENTS		405	229	3188	56.5	7.87	21	5.2	6	1.5	85t	18/ 123	93.1



THREE-TIME SUPER BOWL CHAMPIONS





2005 DEFENSIVE STATISTICS

Tackle Statistics Based on Coaches' Film Review

DEFENSIVE STATISTICS											SP. TEAMS					FUMBLES - LOST (16-9)				
Name	TT	UT	A	S/ YL	Int/	Yds	PD	FF	FR		TT	UT	A	FF	FR	Own				
																No.	Lost	Rec.	O.B.	
Mike Vrabel	94	66	28	2.5	14.0	2	23	5	-	-	5	3	2	-	-	Tom Brady	4	3	0	0
Vince Wilfork	76	35	41	0.5	4.0	-	-	1	-	1	0	0	0	-	-	Kevin Faulk	3	2	1	0
Rosevelt Colvin	62	41	21	4.5	38.0	-	-	2	2	1	0	0	0	-	-	Corey Dillon	1	1	0	0
Ty Warren	61	33	28	1.0	8.0	-	-	1	-	1	0	0	0	-	-	Doug Flutie	1	1	0	0
Eugene Wilson	58	36	22	-	-	1	0	8	-	1	7	4	3	-	-	Benjamin Watson	1	1	0	0
Willie McGinest	53	43	10	3.5	18.0	-	-	5	-	-	0	0	0	-	-	Patrick Pass	2	1	0	0
Richard Seymour	51	28	23	2.0	17.0	-	-	4	1	-	0	0	0	-	-	Daniel Graham	1	0	1	0
Tedy Bruschi	51	24	27	-	-	-	-	2	-	-	2	1	1	-	-	Ellis Hobbs	1	0	1	0
Jarvis Green	48	28	20	2.5	18.0	-	-	-	1	-	0	0	0	-	-	Bethel Johnson	1	0	1	0
Monty Beisel	47	26	21	1.0	2.0	-	-	1	1	-	4	3	1	-	-	Tim Dwight	1	0	1	0
Asante Samuel	43	31	12	-	-	1	0	13	-	-	0	0	0	-	-	Logan Mankins	0	0	1	0
Chad Brown	43	29	14	-	-	-	-	-	-	-	3	2	1	-	-	Tom Ashworth	0	0	1	0
Ellis Hobbs	28	18	10	-	-	2	8	7	-	2	3	1	2	-	-	Totals	16	9	7	0
Michael Stone	27	23	4	-	-	-	-	-	-	-	9	5	4	-	-					
Duane Starks	26	18	8	-	-	-	-	5	-	-	0	0	0	-	-					
Guss Scott	19	16	3	-	-	-	-	-	-	-	5	2	3	-	-					
Rodney Harrison	16	7	9	-	-	-	-	1	-	-	3	2	1	-	-					
Randall Gay	11	10	1	-	-	-	-	1	-	-	3	2	1	-	-					
Mike Wright	11	6	5	-	-	-	-	-	-	-	0	0	0	-	-					
Hank Poteat	8	8	0	-	-	-	-	-	-	-	0	0	0	-	-					
Artrell Hawkins	8	6	2	-	-	-	-	-	-	-	0	0	0	-	-					
Arturo Freeman	8	5	3	-	-	-	-	-	-	-	0	0	0	-	-					
Marquise Hill	5	4	1	-	-	-	-	-	-	-	0	0	0	-	-					
Dan Klecko	5	4	1	0.5	4.0	-	-	-	-	-	1	0	1	-	-					
James Sanders	5	3	2	-	-	-	-	-	-	-	3	2	1	-	-					
Chad Scott	2	2	0	-	-	-	-	-	-	-	0	0	0	-	-					
Matt Chatham	2	0	2	-	-	-	-	-	-	-	13	3	10	-	-					
Tyrone Poole	1	1	0	-	-	-	-	-	-	-	0	0	0	-	-					
Don Davis	0	0	0	-	-	-	-	-	-	-	20	5	15	-	-					
Larry Izzo	0	0	0	-	-	-	-	1	-	-	13	9	4	-	-					
Tully Banta-Cain	0	0	0	-	-	-	-	-	-	-	8	3	5	-	-					
Bethel Johnson	0	0	0	-	-	-	-	-	-	-	6	5	1	-	1					
Patrick Pass	0	0	0	-	-	-	-	-	-	-	5	4	1	-	-					
Wesly Mallard	0	0	0	-	-	-	-	-	-	-	3	2	1	-	-					
Michael Cloud	0	0	0	-	-	-	-	-	-	-	2	1	1	-	-					
Lonie Paxton	0	0	0	-	-	-	-	-	-	-	2	0	2	-	-					
Benjamin Watson	0	0	0	-	-	-	-	-	-	-	1	1	0	-	-					
Daniel Graham	0	0	0	-	-	-	-	-	-	-	1	1	0	-	-					
Heath Evans	0	0	0	-	-	-	-	-	-	-	1	0	1	-	-					
Tim Dwight	0	0	0	-	-	-	-	-	-	-	0	0	0	-	1					
Totals	869	551	318	18.0	123.0	6	31	57	5	6	123	61	62	0	2					

BLOCKED KICKS			
	XP	FG	P
Totals	0	0	0

MISC. OFFENSIVE STATS				
	Tkl	Ast	FF	FR
Deion Branch	2	0	0	0
Stephen Neal	2	0	0	0
Troy Brown	1	0	0	0
Heath Evans	1	0	0	0
Benjamin Watson	1	0	0	0
Matt Light	1	0	0	0
Logan Mankins	1	0	0	0
Daniel Graham	1	0	0	0
Kevin Faulk	1	0	0	0
Dan Koppen	1	0	0	0
Totals	12	0	0	0

BLOCKED KICKS			
	XP	FG	P
Totals	0	0	0

MISC. OFFENSIVE STATS				
	Tkl	Ast	FF	FR
Deion Branch	2	0	0	0
Stephen Neal	2	0	0	0
Troy Brown	1	0	0	0
Heath Evans	1	0	0	0
Benjamin Watson	1	0	0	0
Matt Light	1	0	0	0
Logan Mankins	1	0	0	0
Daniel Graham	1	0	0	0
Kevin Faulk	1	0	0	0
Dan Koppen	1	0	0	0
Totals	12	0	0	0

LEGEND	
TT- Total Tackles	PD- Pass Defensed
UT- Unassisted Tackles	FF- Forced Fumbles
A- Assists	FR- Fumbles Recovered
S/Yds- Sacks/Yards Lost	O.B. - Out of Bounds
I/Ret.- Interceptions/Return Yards	



THREE-TIME SUPER BOWL CHAMPIONS





How The 2005 Patriots Were Built

AS OF DECEMBER 5, 2005		WAIVERS (1) / TRADES (2)	ROOKIE AND FIRST-YEAR FREE AGENTS (7)
YEAR	DRAFTEES (26)	VETERAN FREE AGENTS (17)	
1993	Troy Brown (8)		
1994	Willie McGinest (1)		
1995			
1996	Tedy Bruschi (3)		Adam Vinatieri (fa)
1997			
1998			
1999	Kevin Faulk (2)		
2000	Tom Brady (6b) Patrick Pass (7b)		Matt Chatham (fa) (cw-STL) Lonie Paxton (fa)
2001	Richard Seymour (1) Matt Light (2)	Larry Izzo (fa) (MIA) Mike Vrabel (3) (PIT)	Tom Ashworth (fa) Stephen Neal (fa)
2002	Daniel Graham (1) Deion Branch (2) Jarvis Green (4b) David Givens (7b)	Christian Fauria (2) (SEA)	Russ Hochstein (5)
2003	Ty Warren (1) Eugene Wilson (2a) Bethel Johnson (2b) Dan Klecko (D4a) Asante Samuel (4b) Tully Banta-Cain (7b)	Rosevelt Colvin (4) (CHI) Don Davis (fa) (STL) Brandon Gorin (7) (SD)	Gene Mruczkowski (fa)
2004	Vince Wilfork (1a) Benjamin Watson (1b) Marquise Hill (2)	Josh Miller (fa) (PIT) Billy Yates (fa) (MIA)	Corey Dillon (2) (tr-CIN)
2005	Logan Mankins (1) Ellis Hobbs (3a) Nick Kaczur (3b) James Sanders (4) Matt Cassel (7a)	Monty Beisel (4) (KC) Chad Brown (2) (SEA) Michael Cloud (2) (NYG) Tim Dwight (4) (SD) Heath Evans (3) (MIA) Doug Flutie (11) (SD) Artrell Hawkins (2) (WAS) Hank Poteat (3) (PIT) Michael Stone (2) (STL)	Andre' Davis (2) (tr-CLV) Mike Wright (fa)

INJURED RESERVE (9)

Ryan Claridge (D5-05)
Randall Gay (FA-04)
Rodney Harrison (FA-03)
Dan Koppen (D5-03)
Michael McGrew (FA-05)
Tyrone Poole (FA-03)
Chad Scott (FA-05)
Guss Scott (D3-04)
Duane Starks (TR-05)

^ Restricted Free Agent

(#) - indicates round drafted

(fa) - indicates non-drafted free agents



THREE-TIME SUPER BOWL CHAMPIONS





UNOFFICIAL 2005 DEPTH CHART

Unofficial depth chart compiled by Patriots Media Relations, December 5, 2005

OFFENSE

WR: 83 Deion Branch (12/12/0/0)	86 Tim Dwight (12/1/0/0)	81 Bethel Johnson (8/1/0/4)
LT: <u>77 Nick Kaczur (12/9/0/0)</u>	68 Tom Ashworth (10/8/0/2)	72 Matt Light (3/3/0/9)*
LG: <u>70 Logan Mankins (12/12/0/0)</u>	74 Billy Yates (2/0/0/2)*	
C: 71 Russ Hochstein (12/3/0/0)	64 Gene Mruczkowski (3/0/0/1)	
RG: 61 Stephen Neal (12/12/0/0)	74 Billy Yates (2/0/0/2)*	
RT: 76 Brandon Gorin (8/4/1/3)	68 Tom Ashworth (10/8/0/2)	
TE: 82 Daniel Graham (10/9/0/2)*	84 Benjamin Watson (12/7/0/0)	88 Christian Fauria (12/6/0/0)
WR: 87 David Givens (9/6/0/3)	80 Troy Brown (9/1/1/2)	18 Andre' Davis (5/3/0/4)
QB: 12 Tom Brady (12/12/0/0)	2 Doug Flutie (1/0/11/0)	<u>16 Matt Cassel (1/0/0/11)*</u>
RB: 28 Corey Dillon (9/8/1/2)	33 Kevin Faulk (4/0/0/8)	34 Michael Cloud (5/0/0/0)
FB: 35 Patrick Pass (9/4/0/3)*	44 Heath Evans (4/1/0/1)*	

DEFENSE

LE: 94 Ty Warren (12/12/0/0)	91 Marquise Hill (7/0/0/5)*	
NT: 75 Vince Wilfork (12/12/0/0)	<u>99 Mike Wright (10/0/2/0)</u>	90 Dan Klecko (8/0/0/4)*
RE: 93 Richard Seymour (8/8/0/4)	97 Jarvis Green (12/5/0/0)	
OLB: 59 Roosevelt Colvin (12/7/0/0)	58 Matt Chatham (11/0/0/1)	
ILB: 54 Tedy Bruschi (6/6/0/0)	52 Monty Beisel (11/6/0/1)	53 Larry Izzo (12/0/0/0)
ILB: 50 Mike Vrabel (12/12/0/0)	98 Chad Brown (11/5/0/1)	51 Don Davis (12/0/0/0)
OLB: 55 Willie McGinest (12/12/0/0)	95 Tully Banta-Cain (10/0/0/2)	
LCB: 22 Asante Samuel (12/12/0/0)	32 Hank Poteat (6/0/0/0)	
RCB: <u>27 Ellis Hobbs (12/4/0/0)</u>	25 Artrell Hawkins (3/2/0/0)	
SS: 25 Artrell Hawkins (3/2/0/0)	24 Michael Stone (9/2/0/0)	
FS: 26 Eugene Wilson (12/12/0/0)	<u>36 James Sanders (6/1/0/6)</u>	

SPECIAL TEAMS

K: 4 Adam Vinatieri (12/0/0/0)	8 Josh Miller (12/0/0/0)	
P: 8 Josh Miller (12/0/0/0)	4 Adam Vinatieri (12/0/0/0)	
H: 8 Josh Miller (12/0/0/0)	12 Tom Brady (12/12/0/0)	
PR: 80 Troy Brown (9/1/1/2)	86 Tim Dwight (12/1/0/0)	
KR: 86 Tim Dwight (12/1/0/0)	81 Bethel Johnson (8/1/0/4)	<u>27 Ellis Hobbs (12/4/0/0)</u>
LS: 66 Lonie Paxton (12/0/0/0)	71 Russ Hochstein (12/3/0/0)	

*- Player was inactive for last week's game
Rookie and first-year players are underlined

PATRIOTS PRONUNCIATION GUIDE

Monty Beisel.....	BYE-sull	Bethel Johnson	BETH-ull
Matt Cassel	CASTLE	Nick Kaczur	KÄ-zur
Christian Fauria	FOUR-ee-ay	Gene Mruczkowski	merch-KOWSKI
Marquise Hill	mar-KEESE	Adam Vinatieri	vin-a-TERRY
Russ Hochstein.....	HOKE-stine		



THREE-TIME SUPER BOWL CHAMPIONS





2005 ALPHABETICAL ROSTER

December 5, 2005

#	NAME	POS	HT	WT	BORN	YR	COLLEGE	H.S. HOMETOWN
68	Ashworth, Tom	T	6-6	305	10/10/77	4	Colorado	Englewood, Colo.
95	Banta-Cain, Tully	LB	6-2	250	08/28/80	3	California	Sunnyvale, Calif.
52	Beisel, Monty	LB	6-3	238	08/20/78	5	Kansas State	Douglass, Kan.
12	Brady, Tom	QB	6-4	225	08/03/77	6	Michigan	San Mateo, Calif.
83	Branch, Deion	WR	5-9	193	07/18/79	4	Louisville	Albany, Ga.
98	Brown, Chad	LB	6-2	245	07/12/70	13	Colorado	Altadena, Calif.
80	Brown, Troy	WR	5-10	196	07/02/71	13	Marshall	Blackville, S.C.
54	Bruschi, Tedy	LB	6-1	247	06/09/73	10	Arizona	Roseville, Calif.
16	Cassel, Matt	QB	6-4	222	05/17/82	R	Southern California	Northridge, Calif.
58	Chatham, Matt	LB	6-4	250	06/28/77	6	South Dakota	Sioux City, Iowa
34	Cloud, Michael	RB	5-10	205	07/01/75	7	Boston College	Portsmouth, R.I.
59	Colvin, Rosevelt	LB	6-3	250	09/05/77	7	Purdue	Indianapolis, Ind.
18	Davis, Andre'	WR	6-1	195	06/12/79	4	Virginia Tech	Niskayuna, N.Y.
51	Davis, Don	LB	6-1	235	12/17/72	10	Kansas	Olathe, Kan.
28	Dillon, Corey	RB	6-1	225	10/24/74	9	Washington	Seattle, Wash.
86	Dwight, Tim	WR	5-8	180	07/13/75	8	Iowa	Iowa City, Iowa
44	Evans, Heath	FB	6-0	250	12/30/78	5	Auburn	West Palm Beach, Fla.
33	Faulk, Kevin	RB	5-8	202	06/05/76	7	Louisiana State	Carencro, La.
88	Fauria, Christian	TE	6-4	250	09/22/71	11	Colorado	Encino, Calif.
2	Flutie, Doug	QB	5-10	180	10/23/62	12	Boston College	Natick, Mass.
87	Givens, David	WR	6-0	215	08/16/80	4	Notre Dame	Humble, Texas
76	Gorin, Brandon	T	6-6	308	07/17/78	4	Purdue	Muncie, Ind.
82	Graham, Daniel	TE	6-3	257	11/16/78	4	Colorado	Denver, Colo.
97	Green, Jarvis	DL	6-3	290	01/12/79	4	Louisiana State	Donaldsonville, La.
25	Hawkins, Artrell	CB	5-10	190	11/24/76	8	Cincinnati	Johnstown, Pa.
91	Hill, Marquise	DE	6-6	300	08/07/82	2	Louisiana State	New Orleans, La.
27	Hobbs, Ellis	CB	5-9	188	05/16/83	R	Iowa State	DeSoto, Texas
71	Hochstein, Russ	G	6-4	305	10/07/77	5	Nebraska	Hartington, Neb.
53	Izzo, Larry	LB	5-10	228	09/26/74	10	Rice	Houston, Texas
81	Johnson, Bethel	WR	5-11	200	02/11/79	3	Texas A&M	Corsicana, Texas
77	Kaczur, Nick	T	6-4	319	07/28/79	R	Toledo	Brantford, Ontario
90	Klecko, Dan	DL	5-11	275	01/12/81	3	Temple	Colts Neck, N.J.
72	Light, Matt	T	6-4	305	06/23/78	5	Purdue	Greenville, Ohio
70	Mankins, Logan	OL	6-4	307	03/10/82	R	Fresno State	Catheys Valley, Calif.
55	McGinest, Willie	LB	6-5	270	12/11/71	12	Southern California	Long Beach, Calif.
8	Miller, Josh	P	6-4	225	07/14/70	10	Arizona	Rockaway, N.Y.
64	Mruczkowski, Gene	G/C	6-2	305	06/06/80	3	Purdue	Cleveland, Ohio
61	Neal, Stephen	G	6-4	305	10/09/76	4	Cal State-Bakersfield	San Diego, Calif.
35	Pass, Patrick	FB	5-10	217	12/31/77	6	Georgia	Tucker, Ga.
66	Paxton, Lonie	LS	6-2	260	03/13/78	6	Sacramento State	Corona, Calif.
32	Poteat, Hank	CB	5-10	192	08/30/77	4	Pittsburgh	Harrisburg, Pa.
22	Samuel, Asante	CB	5-10	185	01/06/81	3	Central Florida	Ft. Lauderdale, Fla.
36	Sanders, James	S	5-10	207	11/11/83	R	Fresno State	Porterville, Calif.
93	Seymour, Richard	DL	6-6	310	10/06/79	5	Georgia	Gadsden, S.C.
24	Stone, Michael	S	6-0	201	02/13/78	5	Memphis	Southfield, Mich.
4	Vinatieri, Adam	K	6-0	202	12/28/72	10	South Dakota State	Rapid City, S.D.
50	Vrabel, Mike	LB	6-4	261	08/14/75	9	Ohio State	Akron, Ohio
94	Warren, Ty	DL	6-5	300	02/06/81	3	Texas A&M	Bryan, Texas
84	Watson, Benjamin	TE	6-3	253	12/18/80	2	Georgia	Rock Hill, S.C.
75	Wilfork, Vince	DL	6-2	325	11/04/81	2	Miami (Fla.)	Boynton Beach, Fla.
26	Wilson, Eugene	DB	5-10	195	08/17/80	3	Illinois	Merrillville, Ind.
99	Wright, Mike	DL	6-4	295	03/01/82	R	Cincinnati	Cincinnati, Ohio
74	Yates, Billy	G	6-2	305	04/15/80	2	Texas A&M	Fort Worth, Texas

PRACTICE SQUAD

49	Alexander, Eric	LB	6-2	240	02/08/82	2	Louisiana State	Port Arthur, Texas
65	Britt, Wesley	T	6-8	314	11/21/81	R	Alabama	Cullman, Ala.
13	Childress, Bam	WR	5-10	185	03/31/82	R	Ohio State	Warrensville Heights, Ohio
60	Krug, Ryan	G	6-4	304	06/07/82	R	Connecticut	Pine Beach, N.J.
14	Sam, P.K.	WR	6-3	210	02/26/83	2	Florida State	Buford, Ga.
92	Thomas, Santonio	DL	6-4	308	07/02/81	R	Miami (Fla.)	Belle Glade, Fla.
41	Ventrone, Raymond	S	5-10	200	10/21/82	R	Villanova	Pittsburgh, Pa.

HEAD COACH: BILL BELICHICK

ASSISTANTS: Joel Collier, Assistant Secondary; Brian Daboll, Wide Receivers; Ivan Fears, Running Backs; Pepper Johnson, Defensive Line; Eric Mangini, Defensive Coordinator; Pete Mangurian, Tight Ends; Josh McDaniels, Quarterbacks; Harold Nash, Assistant Strength and Conditioning; Matt Patricia, Assistant Offensive Line; Dean Pees, Linebackers; Dante Scarnecchia, Assistant Head Coach/Offensive Line; Brad Seely, Special Teams; Mike Woicik, Strength and Conditioning.



THREE-TIME SUPER BOWL CHAMPIONS





2005 NUMERICAL ROSTER

December 5, 2005

#	NAME	POS	HT	WT	AGE	YR	COLLEGE	HOW ACQ.	P/S/D/I
2	Doug Flutie	QB	5-10	180	43	12	Boston College	FA (SD)-05	1/0/11/0
4	Adam Vinatieri	K	6-0	202	32	10	South Dakota State	FA-96	12/0/0/0
8	Josh Miller	P	6-4	225	35	10	Arizona	FA (PIT)-04	12/0/0/0
12	Tom Brady	QB	6-4	225	28	6	Michigan	D6b-00	12/12/0/0
16	Matt Cassel	QB	6-4	222	23	R	Southern California	D7a-05	1/0/0/11
18	Andre' Davis	WR	6-1	195	26	4	Virginia Tech	TR (CLV)-05	5/3/0/4
22	Asante Samuel	CB	5-10	185	24	3	Central Florida	D4b-03	12/12/0/0
24	Michael Stone	S	6-0	201	27	5	Memphis	FA (STL)-05	9/2/0/0
25	Artrell Hawkins	CB	5-10	190	29	8	Cincinnati	FA (WAS)-05	3/2/0/0
26	Eugene Wilson	DB	5-10	195	25	3	Illinois	D2a-03	12/12/0/0
27	Ellis Hobbs	CB	5-9	188	22	R	Iowa State	D3a-05	12/4/0/0
28	Corey Dillon	RB	6-1	225	31	9	Washington	TR (CIN)-04	9/8/1/2
32	Hank Poteat	CB	5-10	192	28	4	Pittsburgh	FA (CAR)-04	6/0/0/0
33	Kevin Faulk	RB	5-8	202	29	7	Louisiana State	D2-99	4/0/0/8
34	Michael Cloud	RB	5-10	205	30	7	Boston College	FA-05	5/0/0/0
35	Patrick Pass	FB	5-10	217	27	6	Georgia	D7b-00	9/4/0/3
36	James Sanders	S	5-10	207	22	R	Fresno State	D4-05	6/1/0/6
44	Heath Evans	FB	6-0	250	26	5	Auburn	FA (MIA)-05	4/1/0/1
50	Mike Vrabel	LB	6-4	261	30	9	Ohio State	UFA (PIT)-01	12/12/0/0
51	Don Davis	LB	6-1	235	32	10	Kansas	UFA (STL)-03	12/0/0/0
52	Monty Beisel	LB	6-3	238	27	5	Kansas State	UFA (KC)-05	11/5/0/1
53	Larry Izzo	LB	5-10	228	31	10	Rice	UFA (MIA)-01	12/0/0/0
54	Tedy Bruschi	LB	6-1	247	32	10	Arizona	D3-96	6/6/0/0
55	Willie McGinest	LB	6-5	270	34	12	Southern California	D1-94	12/12/0/0
58	Matt Chatham	LB	6-4	250	27	6	South Dakota	CW-00	11/0/0/1
59	Rosevelt Colvin	LB	6-3	250	28	7	Purdue	UFA (CHI)-03	12/7/0/0
61	Stephen Neal	G	6-4	305	29	4	Cal State-Bakersfield	FA-01	12/12/0/0
64	Gene Muczkowski	G/C	6-2	305	25	3	Purdue	FA-03	3/0/0/1
66	Lonie Paxton	LS	6-2	260	27	6	Sacramento State	FA-00	12/0/0/0
68	Tom Ashworth	T	6-6	305	28	4	Colorado	FA-01	10/8/0/2
70	Logan Mankins	OL	6-4	307	23	R	Fresno State	D1-05	12/12/0/0
71	Russ Hochstein	G	6-4	305	28	5	Nebraska	FA-03	12/3/0/0
72	Matt Light	T	6-4	305	27	5	Purdue	D2-01	3/3/0/9
74	Billy Yates	G	6-2	305	25	2	Texas A&M	FA-05	3/0/0/1
75	Vince Wilfork	DL	6-2	325	25	2	Miami (Fla.)	D1a-04	12/12/0/0
76	Brandon Gorin	T	6-6	308	27	4	Purdue	FA-03	8/4/1/3
77	Nick Kaczur	T	6-4	319	26	R	Toledo	D3b-05	12/9/0/0
80	Troy Brown	WR	5-10	196	34	13	Marshall	D8-93	9/1/1/2
81	Bethel Johnson	WR	5-11	200	25	3	Texas A&M	D2b-03	8/1/0/4
82	Daniel Graham	TE	6-3	257	26	4	Colorado	D1-02	10/9/0/2
83	Deion Branch	WR	5-9	193	26	4	Louisville	D2-02	12/12/0/0
84	Benjamin Watson	TE	6-3	253	29	2	Georgia	D1b-04	12/7/0/0
86	Tim Dwight	WR	5-8	180	30	8	Iowa	FA-05	12/1/0/0
87	David Givens	WR	6-0	215	25	4	Notre Dame	D7b-02	9/6/0/3
88	Christian Fauria	TE	6-4	250	34	11	Colorado	UFA (SEA)-02	12/6/0/0
90	Dan Klecko	DL	5-11	275	24	3	Temple	D4a-03	8/0/0/4
91	Marquise Hill	DE	6-6	300	23	2	Louisiana State	D2-04	7/0/0/5
93	Richard Seymour	DL	6-6	310	26	5	Georgia	D1-01	8/8/0/4
94	Ty Warren	DL	6-5	300	24	3	Texas A&M	D1-03	12/12/0/0
95	Tully Banta-Cain	LB	6-2	250	25	3	California	D7b-03	10/0/0/2
97	Jarvis Green	DL	6-3	290	26	4	Louisiana State	D4b-02	12/5/0/0
98	Chad Brown	LB	6-2	245	35	13	Colorado	FA (SEA)-05	12/5/0/1
99	Mike Wright	DL	6-4	295	23	R	Cincinnati	FA-05	10/0/2/0

RESERVE / INJURED

47	Ryan Claridge	LB	6-2	254	24	R	Nevada-Las Vegas	D5-05	-/-/-/-
21	Randall Gay	CB	5-11	186	23	2	Louisiana State	FA-04	5/2/0/4
37	Rodney Harrison	S	6-1	220	32	12	Western Illinois	FA (SD)-03	3/3/0/0
67	Dan Koppen	C	6-2	296	26	3	Boston College	D5-03	9/9/0/0
15	Michael McGrew	WR	6-2	201	23	R	Virginia	FA-05	-/-/-/-
38	Tyrone Poole	CB	5-8	188	33	10	Fort Valley State	UFA (DEN)-03	1/1/0/5
30	Chad Scott	CB	6-1	202	31	9	Maryland	FA (PIT)-05	3/0/0/2
29	Guss Scott	S	5-10	205	23	2	Florida	D3-04	5/2/0/1
23	Duane Starks	CB	5-10	174	31	8	Miami (Fla.)	TR (ARZ)-05	7/6/0/1

HEAD COACH: BILL BELICHICK

ASSISTANTS: Joel Collier, Assistant Secondary; Brian Daboll, Wide Receivers; Ivan Fears, Running Backs; Pepper Johnson, Defensive Line; Eric Mangini, Defensive Coordinator; Pete Mangurian, Tight Ends; Josh McDaniels, Quarterbacks; Harold Nash, Assistant Strength and Conditioning; Matt Patricia, Assistant Offensive Line; Dean Pees, Linebackers; Dante Scarnecchia, Assistant Head Coach/Offensive Line; Brad Seely, Special Teams; Mike Woicik, Strength and Conditioning.

Ages as of Dec. 11, 2005



THREE-TIME SUPER BOWL CHAMPIONS





INSIDE THE NUMBERS

ICE MEN

18-0

Tom Brady's career record as a starter when the game-time temperature is less than 40 degrees (including playoffs).

11

The number of times Brady has not thrown an interception in his 18 starts when the game-time temperature is less than 40 degrees.

34-for-38

Adam Vinatieri's field goal success rate in his last 17 games when the game-time temperature is less than 40 degrees (89.5 percent). The success streak includes a 13-for-14 performance in playoff games and dates back to Dec. 16, 2001.

23-2

The Patriots' record since 1993 when the game-time temperature is 35 degrees or less (.920 winning percentage).

19-1

The Patriots' record since 1993 when the game-time temperature is 34 degrees or less (.950 winning percentage).

13-0

The Patriots' record since 1993 when the game-time temperature is 30 degrees or less.

9-0

The Patriots' all-time record in snowy games in Foxborough. The franchise moved there from Boston in 1971.

HAPPY POST-THANKSGIVING

28-4

Tom Brady's career record in games played on Thanksgiving or later in the NFL season (.875 winning percentage), including playoff games.

18

The number of victories the Patriots have earned in their last 20 post-Thanksgiving games, including playoff games, dating back to the 2002 season finale.

AUTOMATIC ADAM

24

The number of consecutive fourth-quarter field goals Adam Vinatieri has made since missing a 43-yarder in the fourth quarter against the Buffalo Bills on Dec. 8, 2002.

96.8%

Vinatieri's success rate in the second half of games since the 2003 season finale. He has hit 30 of his 31 second-half field goals since that time.

22-for-23

Vinatieri's accuracy numbers since the beginning of the 2001 season when the Patriots are either leading or behind by a touchdown or less.

20

The number of game-winning kicks Vinatieri has converted in his career, including two this season, 12 since the beginning of the 2001 season and two in Super Bowl play.

1,135

The number of points Vinatieri has scored in his career, setting the Patriots' all-time record (Gino Cappelletti ranks second with 1,130 points).

260

The number of successful field goals Vinatieri has made in his career, the most in Patriots history.

156

Consecutive games in which Vinatieri has played, establishing the second longest streak in team history. He trails only Raymond Clayborn's franchise record (161). Vinatieri has not missed a game in his 10-year career.

MILLER TIME

46.7

Josh Miller's average yardage per punt in 2005, a figure that leads the NFL. Buffalo's Brian Moorman and Tampa Bay's Josh Bidwell are tied for second (46.1).

45.8

The Patriots record for punting average in a season, set by Tom Tupa in 1997.

45.2

Miller's full-season career high for average, set in 1999 with the Pittsburgh Steelers.

2005 MILESTONES

4

The number of receiving yards Deion Branch needs to set a new single-season career high. He enters this week's game with 800 receiving yards and set a career high with 803 receiving yards in 2003.

1

The number of touchdown receptions Branch needs to set a new single-season career high. He enters this week's game with four scoring grabs, tying a career high that he established in 2004.

10

The number of receptions David Givens needs to set a single-season career high. Givens enters this week's game with 47 receptions and set a career high with 56 receptions in 2004.

4.5

The number of sacks Willie McGinest needs to pass Julius Adams (79.5 sacks) for second place on the team's all-time sacks list.

THE BELICHICK ERA

68-32

Bill Belichick's overall record as head coach of the Patriots, including the regular season and the playoffs.

33-1

Belichick's record in New England when his team scores 25 points or more.

53-4

Belichick's record in New England when his team scores 21 points or more.

CONSECUTIVE STREAKS

74

Consecutive games in which Tom Brady has started at quarterback, the longest consecutive starts streak on the team.

34

Consecutive games in which Willie McGinest has started at outside linebacker, the longest consecutive starts streak on the Patriots defense.

45

The number of consecutive games the Patriots have gone without recording back-to-back losses.

14

The number of consecutive games the Patriots have won when the game-time temperature is 35 degrees or less.

3

The number of consecutive divisional games in which the Patriots have not allowed a point in the first quarter.

255

Consecutive Patriots games televised locally, including preseason, regular-season and postseason games.

123

Consecutive sellouts in Foxborough, including preseason, regular-season and postseason games.

NOTE: All of the above streaks include regular-season games only, unless noted.



THREE-TIME SUPER BOWL CHAMPIONS

