



Gillette Stadium ★ One Patriot Place ★ Foxborough, MA 02035 ★ 508.384.9105 ★ Fax: 508.543.9053 ★ www.patriots.com ★ <http://media.patriots.com>

PATRIOTS TO HOST TAMPA BAY BUCCANEERS ON SATURDAY

MEDIA SCHEDULE

TUESDAY, DECEMBER 13

No Press Conference or Open Locker Room

5:00 – 7:00 p.m. Patriots/Salvation Army
Children's Holiday Party

WEDNESDAY, DECEMBER 14

10:45 – 11:10 a.m. Coach Belichick Press Conf.
(in Media Workroom)

11:10 – 11:55 a.m. Open Locker Room

11:15 – 11:30 a.m. Jon Gruden Conference Call

11:30 – 11:45 a.m. Chris Simms Conference Call

11:45 – 11:55 a.m. Tom Brady Media Availability

Approx. 12:30 p.m. Media Availability at Practice

THURSDAY, DECEMBER 15

10:30 – 11:00 a.m. Coach Belichick Press Conf.
(in Media Workroom)

11:00 – 11:45 a.m. Open Locker Room

Approx. 12:00 p.m. Media Availability at Practice

FRIDAY, DECEMBER 16

Team Walkthrough – No Media Availability

SATURDAY, DECEMBER 17

1:30 p.m. Patriots vs. Tampa Bay Buccaneers

2005 PATRIOTS SCHEDULE

Thurs., Sept. 8	Oakland	W	30-20
Sun., Sept. 18	at Carolina	L	17-27
Sun., Sept. 25	at Pittsburgh	W	23-20
Sun., Oct. 2	San Diego	L	17-41
Sun., Oct. 9	at Atlanta	W	31-28
Sun., Oct. 16	at Denver	L	20-28
Sun., Oct. 23	BYE WEEK		
Sun., Oct. 30	Buffalo	W	21-16
Mon., Nov. 7	Indianapolis	L	21-40
Sun., Nov. 13	at Miami	W	23-16
Sun., Nov. 20	New Orleans	W	24-17
Sun., Nov. 27	at Kansas City	L	16-26
Sun., Dec. 4	N.Y. Jets	W	16-3
Sun., Dec. 11	at Buffalo	W	35-7
Sat., Dec. 17	Tampa Bay	1:30	Fox
Mon., Dec. 26	at N.Y. Jets	9:00	ABC
Sun., Jan. 1	Miami	1:00	CBS

AFC STANDINGS

Teams	W	L	T	Pct.	PF	PA
Indianapolis*	13	0	0	1.000	392	180
Denver^	10	3	0	.769	322	231
Cincinnati^	10	3	0	.769	350	259
NEW ENGLAND^	8	5	0	.615	294	289
Jacksonville	9	4	0	.692	273	227
Pittsburgh	8	5	0	.615	285	234
San Diego	8	5	0	.615	378	252
Kansas City	8	5	0	.615	329	288

*-Clinched division title, first-round bye and homefield advantage

^-Division Leader (guaranteed one of the top four playoff seeds)

NEW ENGLAND PATRIOTS (8-5) vs TAMPA BAY BUCCANEERS (9-4)

Saturday, December 17, 2005 ★ Gillette Stadium (68,756) ★ 1:30 p.m. EST

The Patriots, winners of four of their last five games, will host the 9-4 Buccaneers on Saturday afternoon. Tampa Bay has also won four of its last five and has been victorious in its last three road games, including a 20-10 win at Carolina last Sunday. New England will hope to build on its convincing 35-7 victory in Buffalo last week, but will have to do so against a Buccaneers defense that ranks third in the NFL in allowing just 16.1 points per game. The two teams will square off for the first time since Sept. 3, 2000 – Bill Belichick's first regular-season game as Patriots head coach.

BROADCAST INFORMATION

TELEVISION: This week's game will be broadcast to a national audience by the Fox Network and can be seen in Boston on WFXT Channel 25. **Dick Stockton** will handle play-by-play duties and will be joined in the booth by analyst **Daryl Johnston**. Reporter **Tony Siragusa** will contribute analysis from the sidelines.

RADIO: WBCN 104.1 FM is the flagship station for the Patriots Rock Radio Network. A complete listing of the network's 36 stations can be found in this press release. Play-by-play broadcaster **Gil Santos** is in his 29th season as the voice of the Patriots and will call the action along with Patriots Hall of Famer **Gino Cappelletti**. Santos and Cappelletti are celebrating their 22nd season as a broadcast tandem.

HOT WHEN IT'S COLD

The weather may turn cold late in the NFL season, but in recent years the Patriots have remained red hot. New England has historically responded well to the cold, compiling a 20-1 record since 1993 when the temperature is 34 degrees or less. And when it gets even colder the Patriots get even better – they're 14-0 since 1993 when it's 30 degrees or less. New England has also won 15 straight games when it's been 35 degrees or less. Additionally, quarterback Tom Brady has been perfect in cold conditions, going 19-0 as a starter when it's below 40 degrees.

PLAYOFF SCENARIOS

The Patriots can clinch the AFC East title this week if they defeat the Tampa Bay Buccaneers or the Miami Dolphins lose to the New York Jets or both the Patriots and Dolphins games end in a tie. If any of those scenarios happen, the first-place Patriots would lead the second-place Dolphins by two games in the standings with two games to play and the Patriots would be assured of winning the tiebreaker over the Dolphins based on a better divisional record. The Patriots have won five division titles in the 11 full seasons since Robert Kraft purchased the team in 1994, and have led the NFL over that span with 12 playoff wins, four conference championships and three Super Bowl titles. New England has won the AFC East crown in three of the last four seasons (2001, 2003, 2004). The Patriots finished tied for the best record in the AFC East in 2002, but the New York Jets claimed the division crown on the third tiebreaker (record against common opponents). The Patriots have won eight division titles in their 45-year history.

PATRIOTS MEDIA WEB SITE

The Patriots' media-only Web site, located at <http://media.patriots.com>, will be updated for registered users throughout the season with all the latest media information, schedules, rosters and press releases. In addition to up-to-date information, the site's archives allow access to all of the Patriots media materials dating back to the 2002 season.

MEDIA RELATIONS CONTACTS

Stacey James.....Exec. Director of Media Relations.....staceyj@patriots.com ..508-384-9105

Casey O'Connell...Asst. Director of Media Relationscaseyo@patriots.com ..508-384-9111

Michelle Murphy..Media Relations Coordinator.....michelle@patriots.com ..508-384-9119

Jared Puffer.....Media Relations Assistant.....jaredp@patriots.com ..508-384-9195



THREE-TIME SUPER BOWL CHAMPIONS





PATRIOTS VS. BUCCANEERS

SERIES HISTORY

The Patriots and Buccaneers will meet this week for the first time in nearly six full seasons. The teams have not played since Sept. 3, 2000 – Bill Belichick's first regular-season game as the head coach of the Patriots. Tampa Bay claimed a 21-16 victory in that game, but the Patriots have won three of the five total games in the series, which dates back to 1976, the first year of existence for the



Buccaneers franchise. New England won the first three games in the series from 1976-88, but Tampa Bay has claimed the most recent two meetings. The Patriots' last victory over the Buccaneers came more than 17 years ago – on Dec. 11, 1988. The 17-year victory gap is the second longest for the Patriots, trailing only a 33-year win drought against the Washington Redskins.

Patriots 3, Buccaneers 2

Date	Result	Score	H/A	Stadium
12/12/76	W	31-14	A	Tampa Stadium
10/27/85	W	32-14	A	Tampa Stadium
12/11/88	W ot	10-7	H	Sullivan Stadium
11/16/97	L	7-27	A	Houlihan's Stadium
09/03/00	L	16-21	H	Foxboro Stadium

SERIES TRENDS

Home Record	1-1
Foxboro Stadium	1-1
Gillette Stadium	0-0
Away Record	2-1
Tampa/Houlihan's Stadium	2-1
Raymond James Stadium	0-0
Total Points in Regular Season Series.....	96-83
Largest Margin of Victory	18 pts (10/27/85)
Largest Margin of Defeat.....	20 pts (11/16/97)
Longest Win Streak.....	3 games (1976-88)
Bill Belichick vs. Tampa Bay.....	1-1 (0-1 with New England)
Jon Gruden vs. New England	0-0 (0-1 in playoffs)

TALE OF THE TAPE

2005 Regular Season	New England	Tampa Bay
Record	8-5	9-4
Divisional Standing	1st	T-1st
Total Yards Gained	4,716	3,849
Total Offense (Rank)	362.8 (5)	296.1 (24)
Rush Offense	94.1 (22)	113.3 (16)
Pass Offense	268.7 (2)	182.8 (25)
Points Per Game	22.6 (12)	18.9 (T-21)
Total Yards Allowed	4,596	3,521
Total Defense	353.5 (29)	270.8 (2)
Rush Defense	104.8 (11)	92.8 (5)
Pass Defense	248.8 (31)	178.0 (4)
Points Allowed/Game	22.2 (24)	16.1 (3)
Possession Avg.	29:44	31:12
Sacks Allowed/Yards Lost	23/179	31/212
Sacks Made/Yards	20/135	27/160
Interceptions By	9	15
Penalties Against/Yards	92/792	105/813
Punts/Avg.	65/45.3	72/45.9
Takeaway/Giveaway Ratio	-8	+7

FIRST TIME FOR TOM

The Tampa Bay Buccaneers are the only NFL team against which Tom Brady has never started a game. Brady has compiled a record of 24-6 (.800) when starting against a team for the first time. Tampa Bay, Washington and Green Bay are the only teams against which Brady has not recorded a victory.

VICTORY DROUGHT

The Patriots have not defeated the Buccaneers in regular-season play since 1988, making them one of just two teams the Patriots have not defeated since Robert Kraft purchased the team in 1994. The only team against which the Patriots hold a longer victory drought than the Buccaneers is the Washington Redskins (last win in 1972). Since the beginning of the 2001 season, the Patriots have defeated 28 of the 31 other NFL teams.

LONGEST SERIES VICTORY DROUGHTS

(Regular Season and Playoffs)

Opponent	Last Victory	Games Since
Washington Redskins.....	10/01/72.....	6
Tampa Bay Buccaneers	12/11/88.....	2
Green Bay Packers	10/02/94.....	3
San Diego Chargers.....	10/14/01.....	2
Chicago Bears	11/10/02.....	0
Minnesota Vikings.....	11/24/02.....	0
Detroit Lions	11/28/02.....	0

INFREQUENT FOES

The Patriots and Buccaneers will meet for just the sixth time in regular-season play. The teams have played just five times since the series was inaugurated 30 seasons ago (1976). The Patriots' five games against Tampa Bay are the fewest against any team that entered the league prior to the most recent era of expansion, which began with the entry of the Jaguars and Panthers to the NFL in 1995.

LEAST FREQUENT PATRIOTS OPPONENTS

(Reg. Season and Playoffs, Not Including Recent Expansion Teams*)

Opponent	Total Gms	First Mtg	Last Mtg	Record
Tampa Bay Buccaneers ...	5	1976	2000	3-2
New York Giants.....	7	1970	2003	4-3
Washington Redskins.....	7	1972	2003	1-6
Detroit Lions	8	1971	2002	4-4
Green Bay Packers	8	1973	2002	3-5
Minnesota Vikings.....	9	1970	2002	5-4
Dallas Cowboys	9	1971	2003	2-7

*Does not include: Panthers (entered NFL in 1995, 3 meetings); Jaguars (entered NFL in 1995, 5 meetings); Ravens (entered NFL in 1996, 3 meetings); Texans (entered NFL in 2002, 1 meeting).

IT'S BEEN A WHILE

The Patriots and Buccaneers have compiled the fourth-longest current series drought in the NFL and have one of three long gaps that will be broken this weekend. New England and Tampa Bay have not played each other in nearly six full seasons. The NFL's scheduling rotation that began in 2002 ensured that every team would play each other at least once every four seasons. This season is the final year in the first four-year rotation of that system, which eliminated all scheduling aberrations. After this season, the Patriots will not go more than four years without playing a team as long as the current system is in place.

LONGEST CURRENT NFL SERIES DROUGHTS

Asterisk (*) denotes teams to play this weekend

Opponents	Last Meeting
Indianapolis Colts vs. Arizona Cardinals.....	Sept. 1, 1996
Seattle Seahawks vs. Tennessee Titans.....	Nov. 29, 1998*
Jacksonville Jaguars vs. San Francisco 49ers	Sept. 12, 1999*
New England Patriots vs. Tampa Bay Buccaneers.....	Sept. 3, 2000*

PATRIOTS VS. NFC SOUTH

This season's scheduling rotation has the four AFC East teams playing each of their counterparts from the NFC South. This week's game is the final NFC South contest for the Patriots. They have compiled a 2-1 record in their first three inter-conference games. The Patriots dropped a 27-17 decision at Carolina on Sept. 18 before rebounding with victories at Atlanta (31-28 on Oct. 9) and against New Orleans (24-17 on Nov. 20). Next season, the Patriots' inter-conference opponents will come from the NFC North (vs. Chicago, vs. Detroit, at Green Bay and at Minnesota). The Patriots will not play the NFC South teams again until the 2009 season.



THREE-TIME SUPER BOWL CHAMPIONS





PATRIOTS VS. BUCCANEERS

CONNECTIONS

- Patriots linebacker **Don Davis** played for the Buccaneers for two seasons from 1999-2000.
- Buccaneers defensive end **Greg Spires** played for the Patriots from 1997-2000.
- Patriots safety **Michael Stone** and Buccaneers running back **Michael Pittman** were teammates with the Arizona Cardinals during the 2001 season.
- Patriots head coach **Bill Belichick** and Buccaneers assistant head coach / defensive line coach **Bill Muir** were on the same coaching staff with the New York Jets from 1997-1999.
- Patriots linebacker **Willie McGinest** was a college teammate of Buccaneers linebackers coach **Joe Barry** at USC.
- Buccaneers assistant strength & conditioning coach **Mike Morris** served as the speed coach for the Patriots during 1997-1999 seasons.
- Buccaneers running back coach **Art Valero** was the assistant head coach at Louisville while Patriots wide receiver **Deion Branch** was there from 2000-01.
- Patriots linebacker **Rosevelt Colvin** and Buccaneers fullback **Mike Alstott** were teammates at Purdue in 1995.
- Patriots defensive linemen **Jarvis Green** and **Marquise Hill** were teammates at LSU with Buccaneers wide receiver **Michael Clayton**.
- Patriots defensive back **Eugene Wilson** and Buccaneers fullback **Jameel Cook** were teammates at Illinois from 1999-2000.
- Patriots linebacker **Chad Brown** and Buccaneers wide receiver **Joey Galloway** played together for three seasons with the Seattle Seahawks 1997-1999.
- Buccaneers defensive tackle **Chris Hovan** was a four-year starter at Boston College from 1996-99.
- Patriots defensive lineman **Richard Seymour** and Buccaneers safety **Jermaine Phillips** were teammates at Georgia from 1997-2000.

THIS WEEK IN PATRIOTS HISTORY DECEMBER 12-18

Dec. 17, 1961 — The Patriots ended their second season with a 41-0 shutout of San Diego, a win that still stands as the franchise's most lopsided shutout victory.

Dec. 18, 1976 — In an AFC Divisional Playoff game in Oakland, the Patriots lost to the eventual Super Bowl champion Raiders, 24-21, in a game remembered for a controversial roughing the passer call against the Patriots that put Oakland in position to score the winning touchdown with 10 seconds left in the game.

Dec. 18, 1977 — Raymond Clayborn recorded the longest play in Patriots history, returning a kickoff 101 yards for a touchdown against the Baltimore Colts at Memorial Stadium.

Dec. 12, 1982 — The Patriots defeated the Miami Dolphins, 3-0, in the "Snow Plow Game" at Schaefer Stadium. Prior to John Smith's 33-yard field goal — the only points of the game — stadium worker Mark Henderson used a John Deere tractor to brush off a clean kicking surface on the turf.

Dec. 15, 1996 — The Patriots clinched the AFC East title, earning their first division championship since 1985. New England would go on to win their second AFC Championship.

Dec. 13, 1998 — Drew Bledsoe became the Patriots' all-time completions leader, surpassing Steve Grogan's total of 1,876.

Dec. 12, 2004 — The Patriots clinched their third AFC East title in four years with a 35-28 victory over the Cincinnati Bengals at Gillette Stadium. The Patriots would go on to win Super Bowl XXXIX.

SOLID DOWN THE STRETCH

Over the last four seasons, the Patriots have stepped things up a notch as the calendar has flipped to November. Since 2001, New England has done a remarkable job of finishing the season strong, compiling a 43-7 (.860) record after Nov. 1, including playoff games. In fact, since the 2003 season, the Patriots are 26-3 (.897) in games played in November or later, and New England has won 27 of its last 30 games post-Nov. 1. Their record in such games is the best in the NFL since 2001.

PATRIOTS BEFORE AND AFTER NOV. 1, SINCE 2001

Season	Pre-11/1	Post-11/1	Totals
2001.....	3-4.....	11-1.....	14-5*
2002.....	3-4.....	6-3.....	9-7
2003.....	6-2.....	11-0.....	17-2*
2004.....	6-1.....	11-1.....	17-2*
2005.....	4-3.....	4-2.....	8-5
Totals	22-14 (.611)	43-7 (.860)	65-21

*-Includes Playoffs

NFL'S BEST RECORDS AFTER NOVEMBER 1, SINCE 2001

Team	W	L	T	Pct.
New England Patriots.....	43	7	0	.860
Pittsburgh Steelers	33	15	1	.684
Philadelphia Eagles	36	17	0	.679
Indianapolis Colts	32	17	0	.653
Green Bay Packers	31	17	0	.646
Seattle Seahawks	27	18	0	.600
St. Louis Rams	28	19	0	.596

ICE MEN

New England has won 15 consecutive games when the kickoff temperature has been 35 degrees or colder, including two such wins this season. The Patriots are 24-2 (.923) since 1993 when the kickoff temperature is 35 degrees or colder. The last time the Patriots lost a game in temperatures of 35 degrees or below was on Dec. 24, 2000, when they dropped a 27-24 decision to Miami on a 31-degree day at Foxboro Stadium. Also since 1993, the Patriots are 20-1 when the temperature is 34 degrees or colder, and 14-0 when it's 30 degrees or colder. Additionally, Tom Brady is 19-0 as a starter when the temperature is less than 40 degrees.

COLDEST GAMES SINCE 1993 (24-2)

Includes all games played in temperatures of 35 degrees or colder

Date	Opp.	Temp	Notes	W/L	Score
01/10/04	TEN*	4	Wind Chill -10	W	17-14
01/23/05	at PIT*	11	Wind Chill -1	W	41-27
12/26/93	IND	19	Wind Chill -1	W	38-0
12/21/96	at NYG	24	Wind Chill 17	W	23-22
01/16/05	IND*	25	Snow	W	20-3
12/14/03	JAX	25	Wind Chill 16	W	27-13
01/19/02	OAK*	25	Snow	W	16-13 ot
12/05/05	NYJ	26	Light Snow	W	16-3
12/10/95	NYJ	26	Wind Chill 12	W	31-28
01/12/97	JAX*	27	Wind Chill 11	W	20-6
12/07/03	MIA	28	Wind Chill 17	W	12-0
12/11/05	at BUF	30	Light Snow	W	35-7
12/26/04	at NYJ	30	Wind Chill 21	W	23-7
12/20/03	at NYJ	30	Wind Chill 20	W	21-16
12/24/00	MIA	31	Wind Chill 22	L	24-27
01/02/05	SF	32	Wind Chill 27	W	21-7
01/18/04	IND*	32	Light Snow	W	24-14
11/16/03	DAL	33	Cloudy and calm	W	12-0
11/26/95	at BUF	33	Flurries	W	35-25
12/16/01	at BUF	34	Wind Chill 25	W	12-9 ot
12/12/93	CIN	34	Wind Chill 23	W	7-2
11/03/03	at DEN	35	Foggy	W	30-26
12/17/00	at BUF	35	Snow/W.Chill 23	W	16-13 ot
11/23/97	MIA	35	Flurries/Drizzle	W	27-24
12/28/97	MIA*	35	Wind Chill 25	W	17-3
01/01/95	at CLE*	35	Wind Chill 25	L	13-20

*-playoffs



THREE-TIME SUPER BOWL CHAMPIONS





LAST WEEK: PATRIOTS 35, BILLS 7

PATRIOTS 35, BILLS 7

December 11, 2005 ★ Ralph Wilson Stadium (Att: 71,810)

	1	2	3	4	Final
New England Patriots	7	7	7	14	— 35
Buffalo Bills	0	0	0	7	— 7

The Patriots put together their most complete game of the season in a 35-7 AFC East victory over the Bills in snowy Buffalo. New England's offense recorded a franchise-record 32 first downs as part of a performance that netted 494 total yards – the second most in team history for a road game. The Patriots defense allowed the Bills to rush for just 14 yards, the second-lowest total the New England franchise has ever surrendered. The defense also produced three takeaways that were all converted into touchdowns, for a total of 21 points off turnovers.

The Patriots improved to 8-0 in snowy games since Bill Belichick became head coach in 2000, and quarterback Tom Brady threw for 329 yards despite the snow and 30-degree temperatures to improve his record as a starter to 19-0 in games where the temperature was less than 40 degrees at kickoff.

The Bills were the first team to mount a significant drive in the game, but Asante Samuel's end-zone interception thwarted Buffalo's bid to open the scoring. New England capitalized on the opportunity by driving 80 yards in eight plays to take a 7-0 lead on a 3-yard touchdown run by Brady. The Patriots got on the board again in the second quarter on a 12-yard scoring run by Corey Dillon to take a 14-0 lead. New England drove into the Buffalo red zone again late in the first half, but Nate Clements picked off a Brady pass in the end zone to send the teams into the half with the Patriots sporting a 14-0 advantage.

The second half's scoring began the same way the first half's did – with the Patriots converting a turnover into a touchdown. On the Bills' second possession of the half, rookie Ellis Hobbs intercepted Buffalo's J.P. Losman, setting up a seven-play, 76-yard Patriots scoring drive that ended in a five-yard touchdown pass from Brady to Troy Brown and a 21-0 Patriots advantage.

New England began the final quarter with a 14-play drive that chewed up 7:05 of clock time and ended with a 2-yard pass from Brady to Christian Fauria that put the Patriots ahead 28-0. After the teams traded punts, the Patriots put an exclamation point on the victory when rookie James Sanders grabbed a Losman pass that was deflected by Tedy Bruschi and returned the interception 39 yards for his first career touchdown and a 35-0 Patriots lead. Buffalo added a late touchdown on a 51-yard pass from Losman to Josh Reed to make the final margin 35-7.

300-YARD GAME FOR BRADY

Tom Brady threw for 329 yards against the Bills, marking his fourth 300-yard game of the season and the 12th time he has reached the milestone in his regular-season career. Brady has recorded an 11-1 record in his 12 career 300-yard games. Brady has also achieved the milestone twice in the playoffs.

100-YARD GAME FOR DILLON

Corey Dillon recorded his second 100-yard game of the season, rushing 22 times for 102 yards against the Bills. Dillon reached the milestone for the 38th time in his 9-year career. He also achieved the feat on Oct. 9 at Atlanta. Dillon has now run for a triple-digit yardage total in 11 games since joining the Patriots.

CAREER HIGH FOR BRANCH

Deion Branch has set a new career high for receiving yards, eclipsing his previous season best of 803 yards on a 22-yard reception in the first quarter. Branch ended the day with 883 yards on the year.

TOUCHDOWN FOR TOM

Tom Brady scored his first rushing touchdown of the season on a 3-yard plunge in the first quarter. The rushing score was Brady's first of the season and the third of his regular-season career.

SANDERS SCORES

James Sanders returned an interception 39 yards for a touchdown, recording his first career touchdown and his first career interception. Sanders, a fourth-round selection in the 2005 NFL Draft, was in the backfield on a blitz and grabbed a ball that Tedy Bruschi had deflected into the air and raced to the end zone untouched. The pick return for a touchdown was the second such play for the Patriots this season. Mike Vrabel also returned an interception for a score at Carolina on Sept. 18.

INTERCEPTION FOR SAMUEL

Asante Samuel recorded his second interception of the season when he picked off J.P. Losman in the end zone to thwart a potential Buffalo scoring drive in the first quarter and start a drive that ended in Tom Brady's 3-yard touchdown run and a 7-0 Patriots lead. Both of Samuel's interceptions have come against Buffalo – he also picked off a Kelly Holcomb pass in the third quarter of New England's 21-16 victory over the Bills on Oct. 30 in Foxborough. The former 2003 fourth-round draft choice now has five career interceptions.

HOBBS' PICK

Rookie cornerback Ellis Hobbs recorded his team-leading third interception of the season when he picked off J.P. Losman on a long ball along the sideline in the third quarter. The pick started a drive that ended in Troy Brown's 5-yard touchdown reception and a 21-0 Patriots lead. Hobbs, who is making his fifth career start, has made three interceptions since taking over as a starting cornerback at Miami on Nov. 13. Hobbs has recorded an interception in two consecutive games, having picked off Brooks Bollinger last week in the Patriots' 16-3 win over the Jets.

CHRISTIAN SCORIA

Christian Fauria grabbed his second touchdown reception of the season on a 2-yard catch from Tom Brady in the fourth quarter to make the score 28-0. Fauria has scored twice on five receptions in 2005. The 11th-year veteran has caught 20 career touchdown passes since entering the NFL with Seattle in 1995, and has grabbed 13 scoring passes since joining the Patriots as a free agent prior to the 2002 season.

TOUCHDOWN TROY

Troy Brown grabbed a 5-yard touchdown pass from Tom Brady in the third quarter to make the score 21-0. The touchdown catch was Brown's second of the season and the 27th of his career. Brown has also returned three punts for touchdowns, giving him a grand total of 30 touchdowns in a Patriots uniform. Brown is the 12th Patriot in franchise history to record at least 30 career touchdowns.

COREY SCORES

Corey Dillon scored his team-leading ninth touchdown of the season on a 12-yard run in the second quarter that gave the Patriots a 14-0 lead. The touchdown gives Dillon 66 career rushing touchdowns and 21 rushing scores since joining the Patriots prior to the 2004 season. Including one receiving touchdown last season, Dillon has now scored 22 touchdowns in 25 regular-season games with the Patriots.

QUICK HITS

- The 35 points scored against the Bills were the most for New England in almost exactly a year. The Patriots also scored 35 points against Cincinnati on Dec. 12, 2004.
- The Patriots now own 51 wins over the Bills in the all-time series, New England's highest win total over any opponent (Indianapolis/Baltimore Colts, 43). The Patriots have won 10 of their last 11 games against the Bills.
- Tom Brady's 40-yard completion to David Givens in the third quarter was his ninth completion of 40 yards or longer this season.



THREE-TIME SUPER BOWL CHAMPIONS



Gillette STADIUM™

HOME OF THE THREE-TIME SUPER BOWL CHAMPIONS

Overall record at Gillette Stadium: 28-5



The Patriots and their fans at Gillette Stadium have established one of the biggest home-field advantages in the country. Since its Grand Opening on Sept. 9, 2002, the Patriots have compiled a 28-5 record at their privately financed, state-of-the-art stadium. Patriots fans have embraced the team's new home with unprecedented fervor, using the most fan-friendly venue in the region to express their passion for the Patriots and spur the team on to unparalleled success. In the three-plus seasons that New England has called Gillette Stadium home, the Patriots have won two AFC East titles, hosted the second AFC Championship Game in franchise history and are 3-0 in home playoff games.

HOME SWEET HOME

The Patriots have recorded a 28-5 (.848) all-time record at Gillette Stadium, including regular-season and postseason games. New England has won 24 of its last 26 regular-season and postseason contests at home.

HOMELAND DEFENSE

New England's .848 home winning percentage is the highest of any NFL team since Gillette Stadium opened in time for the 2002 season. The Patriots achieved perfect 8-0 regular-season home records in 2003 and 2004 and have also notched a 3-0 home playoff record at Gillette Stadium. New England won a franchise-record 21 consecutive home games between 2002 and 2005. Below is a list of the NFL's top home records (including regular-season and playoff games) since the Patriots moved into Gillette Stadium in time for the 2002 season.

TOP NFL HOME RECORDS SINCE 2002

Team	W	L	T	Pct.	PF	PA
NE	28	5	0	.848	754	533
IND	25	7	0	.781	936	596
DEN	24	7	0	.774	806	565
KC	23	8	0	.742	997	648
STL	23	8	0	.742	832	638
PHI	27	10	0	.730	851	627

NOTE: Records include regular-season and playoff games

HOME WINNING STREAK: 21 GAMES

The Patriots set a team record with 21 consecutive home victories from Dec. 29, 2002 to Sept. 8, 2005. The streak extended into parts of four seasons and lasted more than two-and-a-half years.

FOXBOROUGH NOT FRIENDLY TO OPPOSING KICKERS

Since Gillette Stadium opened in 2002, it has been the toughest place in the NFL for opposing kickers to be successful. Opposing kickers have a lower success rate at Gillette Stadium than any other NFL venue since the Patriots' home opened in 2002. Despite the inhospitable kicking conditions, Patriots kicker Adam Vinatieri has thrived, hitting nearly 20 percent more of his boots than Patriots opponents, including nearly 25 percent more of his kicks from 30-plus yards.

FIELD GOAL PERCENTAGE AT GILLETTE STADIUM

	Overall			From 30+ Yards		
	FGM	FGA	PCT	FGM	FGA	PCT
Adam Vinatieri	59	71	83.1	33	44	75.0
Patriots Opponents	38	57	66.7	23	42	54.8

LOWEST OVERALL OPPONENTS FIELD GOAL PCT. SINCE 2002

Team	Stadium	GP	FGM	FGA	PCT
New England Patriots	Gillette Stadium	33	38	57	66.67
Green Bay Packers	Lambeau Field	33	44	65	67.69
Carolina Panthers	Bank of America Stadium	32	40	56	71.42
Washington Redskins	FedEx Field	30	37	51	72.55
Jacksonville Jaguars	Alltel Stadium	30	38	52	73.08
Chicago Bears	Soldier Field	23	34	46	73.91
Arizona Cardinals	Sun Devil Stadium	31	37	50	74.00

LOWEST OPPONENTS FIELD GOAL PCT. FROM 30+ YARDS SINCE 2002

Team	Stadium	GP	FGM	FGA	PCT
New England Patriots	Gillette Stadium	33	23	42	54.76
Green Bay Packers	Lambeau Field	33	25	43	58.14
Arizona Cardinals	Sun Devil Stadium	32	19	32	59.38
Washington Redskins	FedEx Field	30	24	38	63.16
Philadelphia Eagles	Lincoln Financial Field	27	17	26	65.38
Tennessee Titans	The Coliseum	32	23	35	65.71
San Diego Chargers	Qualcomm Stadium	32	25	38	65.79
Chicago Bears	Soldier Field	23	23	35	65.71
Oakland Raiders	McAfee Coliseum	32	27	41	65.85

NOTE: All statistics include regular-season and playoff games.

Chicago's Soldier Field was not used in 2002 due to renovations. Philadelphia's Lincoln Financial Field opened in 2003.



THREE-TIME SUPER BOWL CHAMPIONS





ROBERT KRAFT: BUILDING SUCCESS

Since Robert Kraft purchased the team in 1994, the Patriots have experienced one of the most dramatic turnarounds in the history of sports. In just 11 seasons of ownership, he has transformed one of the league's least successful clubs into what many observers view as a model NFL franchise. In the five seasons immediately preceding his purchase (1989-93), the Patriots were a moribund team, winning just 19 of 80 games (.311 pct.) and recording the worst record in the NFL over that span. When he bought the franchise on Jan. 21, 1994, Kraft announced his intention to bring a championship to New England, a tall order considering the team's previous success rate. But under Kraft's leadership, the Patriots have won five division titles, four conference crowns and three Super Bowl championships. **Since Kraft took ownership, the Patriots are 12-4 in the playoffs and have won more Super Bowl championships than any other team in the NFL.**



	Pre-Kraft 1960-93	1989-93	Kraft Era 1994-05
Overall Record	225-276-9	19-61	127-78
Winning Pct.	.450	.311	.620
Super Bowl Titles	0	0	3
Conference Titles	1	0	4
Division Titles	3	0	5
Playoff Seasons	5	0	7
Playoff Record	4-6	--	12-4
Home Playoff Games	1	0	7
Home Playoff Record	0-1	--	7-0

A CHAMPIONSHIP TRADITION

The Patriots are the only team from North America's four major professional sports leagues to have won three titles since 2001. Additionally, the Patriots trail only the New York Yankees in having won three titles in the period since Robert Kraft purchased the team, and their four championship game appearances over that span also rank behind just the Yankees.

MULTIPLE LEAGUE CHAMPIONSHIPS SINCE 2001

Team	League	Titles
New England Patriots	NFL	3
Los Angeles Lakers	NBA	2

LEAGUE CHAMPIONSHIPS SINCE 1994

Team	League	Titles
New York Yankees	MLB	4
New England Patriots	NFL	3
Los Angeles Lakers	NBA	3
Chicago Bulls	NBA	3
Detroit Red Wings	NHL	3

CHAMPIONSHIP GAME/SERIES APPEARANCES SINCE 1994

Team	League	Appearances
New York Yankees	MLB	6
New England Patriots	NFL	4
Los Angeles Lakers	NBA	4
Detroit Red Wings	NHL	4

SELLOUT STREAK

In the early 1990s, the Patriots franchise appeared destined for relocation until Robert Kraft's purchase of the team rejuvenated local interest. In 1991, the team's season ticket base consisted of just 17,635 fans, barely enough to support the club. Eleven years later, the season-ticket base stands at a capped total of 61,759 and more than 50,000 fans are on a waiting list. The Patriots have sold out 122 consecutive home games (dating back to the 1994 regular-season opener) including regular-season, preseason and playoff games. Patriots fans in New England have never been faced with a TV blackout under Kraft's ownership.

SUCCESS STORY

Since Robert Kraft purchased the team in 1994, the Patriots have been one of the NFL's elite teams. Over the first 11-plus years of Kraft's ownership, the Patriots own the second highest win total among all NFL teams – a remarkable record considering the fact that the Patriots were a combined 19-61 (.311) in the four years immediately preceding the purchase. Since 2001, the Patriots have been the top team in the NFL, compiling a 64-21 record.

SINCE ROBERT KRAFT PURCHASED THE TEAM IN 1994...

TOTAL VICTORIES (Incl. Postseason)

Green Bay Packers	131
New England Patriots	127
Pittsburgh Steelers	126
Denver Broncos	125

OVERALL WINNING PERCENTAGE (Incl. Postseason)

Team	W	L	T	Pct.
Green Bay Packers	131	76	0	.633
Denver Broncos	125	75	0	.625
Pittsburgh Steelers	126	77	1	.6201
New England Patriots	127	78	0	.6195
Kansas City Chiefs	109	84	0	.565
Indianapolis Colts	113	88	0	.562
Minnesota Vikings	113	88	0	.562
Philadelphia Eagles	113	90	1	.556

SUPER BOWL CHAMPIONSHIPS

New England Patriots	3
Denver Broncos	2
6 Teams	1

CONFERENCE CHAMPIONSHIPS

New England Patriots	4
Denver Broncos	2
Green Bay Packers	2
St. Louis Rams	2
12 Teams	1

PLAYOFF VICTORIES

New England Patriots	12
Green Bay Packers	10
Pittsburgh Steelers	8
Philadelphia Eagles	8
Denver Broncos	7
San Francisco 49ers	7

PLAYOFF GAMES PLAYED

Green Bay Packers	18
New England Patriots	16
Pittsburgh Steelers	15
Philadelphia Eagles	15
San Francisco 49ers	13

PLAYOFF SEASONS

Green Bay Packers	9
Indianapolis Colts	8*
New England Patriots	7
Miami Dolphins	7
Minnesota Vikings	7
Philadelphia Eagles	7
Pittsburgh Steelers	7
San Francisco 49ers	7

*-Includes 2005 season

PLAYOFF WINNING PERCENTAGE

Team	W	L	Pct.
New England Patriots	12	4	.750
Baltimore Ravens	5	2	.714
Carolina Panthers	4	2	.667
Denver Broncos	7	4	.636
St. Louis/L.A. Rams	6	4	.600

SINCE ROBERT KRAFT PURCHASED THE TEAM IN 1994...

SINCE ROBERT KRAFT PURCHASED THE TEAM IN 1994...



THREE-TIME SUPER BOWL CHAMPIONS





BILL BELICHICK: THE HEAD COACH

THE HEAD COACH

BILL BELICHICK

Overall Record: 107-77 (.582)

Regular Season: 97-76 (.561)

Postseason: 10-1 (.909)

With Patriots overall: 70-32 (.686)

Overall since 2001: 65-21 (.756)

Super Bowl Titles: 5 (86, 90, 01, 03, 04)

Conf. Titles: 6 (86, 90, 96, 01, 03, 04)

Division Titles: 10 (75, 78, 86, 89, 90, 96, 98, 01, 03, 04)



Bill Belichick is now in his 31st season as an NFL coach and is the only head coach in NFL history to win three Super Bowl titles in a four-year span. Belichick owns the best postseason record in NFL history and is the winningest NFL head coach since 2001. In 2004, he directed the Patriots to their second consecutive Super Bowl title on the heels of a 14-win campaign. In addition, his 2004 squad equaled the best record in NFL history for a defending Super Bowl champion, and from 2003-04 his teams set the all-time pro football record with 21 consecutive victories. Belichick has spent more seasons in the league than any other current NFL head coach, and in that time has been a part of five Super Bowl championship teams. His overall record of 70-32 with the Patriots (including a 9-0 playoff mark in New England) gives him the most victories and the best winning percentage of any head coach in franchise history.

BELICHICK'S PATRIOTS RENAISSANCE

Any successful project requires a sound plan, and once head coach Bill Belichick implemented his design on the Patriots, his approach has given him the best record of any NFL head coach since 2001. After the team endured a 5-11 rebuilding year in his first season, the Patriots have compiled the best record in the NFL since 2001. The remarkable run includes postseason play, where Belichick and the Patriots own a perfect 9-0 record.

NFL COACHES' RECORDS SINCE 2001

Coach	Team	W	L	T	Pct.
Bill Belichick	NE	65	21	0	.756
Tony Dungy	TB/IND	59	25	0	.702
Andy Reid	PHI	59	28	0	.678
Bill Cowher	PIT	55	27	1	.669
Jim L. Mora	ATL	20	11	0	.645
Mike Martz	STL	46	29	0	.613
Mike Shanahan	DEN	47	32	0	.595
Mike Sherman	GB	49	34	0	.590
Mike Holmgren	SEA	46	33	0	.582
Marvin Lewis	CIN	26	19	0	.578
Jon Gruden	OAK/TB	47	35	0	.573
John Fox	CAR	37	28	0	.569
Dick Vermeil	KC	42	36	0	.538
Dave Wannstedt	MIA	31	27	0	.534
Bill Parcells	DAL	24	22	0	.522

NOTE: Records include playoff games, Minimum 16 games

POSTSEASON PROWESS

Bill Belichick is the winningest head coach in NFL postseason history. With the Patriots' victory in Super Bowl XXXIX, Belichick eclipsed Vince Lombardi, the man whose name is emblazoned on the Super Bowl trophy. Coach Belichick has won nine playoff games in a row, tying the NFL-record streak set by Lombardi's Packers, who won nine straight playoff games from 1961-67. Belichick is a perfect 9-0 in the postseason as head coach of the Patriots.

BEST POSTSEASON RECORDS IN NFL HISTORY

Head Coach	Team(s)	W	L	Pct.
Bill Belichick	CLE/NE	10	1	.909
Vince Lombardi	GB/WAS	9	1	.900
Joe Gibbs	WAS	16	5	.762

BELICHICK AT A GLANCE...

- Is the only head coach in NFL history to win three Super Bowls in a four-year span.
- Is the winningest head coach in NFL playoff history (10-1).
- Directed New England's pro football record 21-game winning streak (2003-04).
- Compiled an NFL record-tying nine-game playoff winning streak (2001-present).
- Owns the best record of any NFL coach since 2001 (65-21).
- Led the Patriots to the highest two-year victory total in NFL history (34 wins from 2003-04).
- Logged more seasons in the NFL than any other current NFL head coach (31).
- Owns more wins and a higher winning percentage than any head coach in Patriots history (70-32, .686).
- Achieved the best regular-season record by a defending Super Bowl champion (14-2, 2004).

ELITE COMPANY

Bill Belichick is one of nine NFL head coaches to win three or more championships since the league began postseason play in 1933. With the Patriots' victory in Super Bowl XXXIX, Belichick joined an exclusive club in which each of the eight other members has been enshrined in the Pro Football Hall of Fame.

HEAD COACHES WITH THREE OR MORE NFL TITLES

(Listed alphabetically)

Head Coach Championship Team(s)

Bill Belichick	New England Patriots
Paul Brown	Cleveland Browns
Weeb Ewbank	Baltimore Colts, New York Jets
Joe Gibbs	Washington Redskins
George Halas	Chicago Bears
Earl (Curly) Lambeau	Green Bay Packers
Vince Lombardi	Green Bay Packers
Chuck Noll	Pittsburgh Steelers
Bill Walsh	San Francisco 49ers

NOTE: NFL Playoffs first held in 1933.

SUPER SUCCESS

Bill Belichick is one of just four head coaches to win three championships since the Super Bowl Era began following the 1966 season. Coach Belichick joins three members of the Pro Football Hall of Fame in the exclusive club. Belichick is the only coach to win three Super Bowls in the post-1993 salary cap era.

MOST SUPER BOWL VICTORIES

Head Coach	Team	Titles	Seasons
Chuck Noll	PIT	4	1974, 1975, 1978, 1979
Bill Belichick	NE	3	2001, 2003, 2004
Joe Gibbs	WAS	3	1982, 1987, 1991
Bill Walsh	SF	3	1981, 1984, 1988

NOTE: Sorted by most recent championship. Super Bowls have determined NFL champion since 1966.

TOPS IN TEAM HISTORY

Bill Belichick is the most successful head coach in Patriots history. He has recorded more wins (70) and a higher winning percentage (.686) than any of the franchise's 13 previous head coaches.

WINNINGEST HEAD COACHES IN PATRIOTS HISTORY

Coach	Years	Career Winning Pct.	Overall W-L-T	Playoff W-L
Bill Belichick	2000-05	.686	70-32-0	9-0
Raymond Berry	1984-89	.554	51-41-0	3-2
Pete Carroll	1997-99	.549	28-23-0	1-2
Chuck Fairbanks	1973-78	.529	46-41-0	0-2



THREE-TIME SUPER BOWL CHAMPIONS





PATRIOTS NEWS & NOTES

BOUNCING BACK

The Patriots have not lost back-to-back games since December, 2002. Their streak of 46 consecutive games without back-to-back losses is the longest current streak in the NFL and the longest such mark in franchise history. The post-merger NFL record for consecutive games without two straight losses is 60, set by the San Francisco 49ers from 1995-99. The last time the Patriots had a losing streak was when they dropped a game at Tennessee (24-7, 12/16/02), and followed that with a home loss to the N.Y. Jets (30-17, 12/22/02). Below is a list of the longest current streaks without back-to-back defeats.

LONGEST ACTIVE STREAKS W/O BACK-TO-BACK LOSSES

Team	Games	Last Consec. Losses
New England Patriots	46	Dec. 2002
Indianapolis Colts	22	Oct. 2004
Denver Broncos	17	Nov./Dec. 2004
Jacksonville Jaguars	17	Nov./Dec. 2004
Seattle Seahawks	17	Nov./Dec. 2004
Cincinnati Bengals	15	Dec. 2004
New York Giants	14	Dec. 2004
Carolina Panthers	12	Jan./Sept. 2005
San Diego Chargers	11	Sept. 2005

SNAPSHOTS OF SUCCESS

The Patriots are in the midst of one of the most prosperous periods for any team in NFL history. The recent run of success began with a 29-26 overtime victory against the San Diego Chargers on Oct. 14, 2001, sparking a streak of 64 wins in the Patriots' last 82 games, including the playoffs. The Patriots entered that contest with a 1-3 record, and Tom Brady was making just the third start of his career against a 3-1 San Diego team. New England rallied back from a 26-16 deficit with less than four minutes left in the game, beginning a stretch of 13 wins in the final 15 games of the 2001 season as the Patriots won their first title in Super Bowl XXXVI.

PATRIOTS SUCCESS STREAKS (Including Postseason)

- 4 wins in last 5 games, dating to Nov. 13, 2005 (4-1, .800)
- 19 wins in last 25 games, dating to Nov. 7, 2004 (19-6, .760)
- 40 wins in last 47 games, dating to Oct. 5, 2003 (40-7, .851)
- 48 wins in last 60 games, dating to Nov. 3, 2002 (48-12, .800)
- 60 wins in last 76 games, dating to Nov. 25, 2001 (60-16, .789)
- 64 wins in last 82 games, dating to Oct. 14, 2001 (64-18, .780)

START ME UP

The Patriots have used 43 different players in their starting lineups this season. New England's total of 43 starters eclipses its total from the 2003 season, when the Patriots used 42 starters and set an NFL record for the most starters by a division champion. In 2004, the Patriots utilized 40 different starters. So far in 2005, the Patriots have used 21 different starters on offense and 22 different starters on defense. The defensive total includes 12 different players who have started in the secondary, a number that eclipsed last season's total of nine.

DOMINATING DUO

Tom Brady and Bill Belichick make up the NFL's third winningest head coach-quarterback combination since the AFL-NFL merger 35 years ago. Brady has started 75 consecutive regular-season games for the Patriots and the team has compiled a 56-19 record in those games, dating back to Week 3 of the 2001 season. Additionally, the Patriots are 9-0 in the playoffs over that span, making the duo's overall record together 65-19.

TOP COACH-QB COMBINATIONS SINCE 1970 MERGER

(Regular Season only, Minimum 50 games)

Quarterback	Head Coach	Team	W	L	T	Pct.
Ken Stabler	John Madden	OAK	60	19	1	.756
Jim McMahon	Mike Ditka	CHI	46	15	0	.754
Tom Brady	Bill Belichick	NE	56	19	0	.747
Steve Young	George Seifert	SF	62	23	0	.729
John Elway	Mike Shanahan	DEN	43	16	0	.729

THE GREATEST SHOW IN SNOW

The Patriots are 9-0 all-time in snowy games in Foxborough, including a 16-3 victory over the New York Jets at Gillette Stadium on Dec. 4, 2005. In addition to that game, three of the Patriots' last four home playoff games have involved frozen precipitation, with all three contests ending in memorable victories. In 2003, New England played in three games under snowy conditions, including a 24-14 victory over Indianapolis in the AFC Championship Game. Below is a list of all of the Patriots snow games in Foxborough since they moved there from Boston in 1971.

SNOW GAMES IN FOXBOROUGH (9-0)

Date	Opp.	Tmp	Weather	W/L	Score
12/04/05	NYJ	26	Light Snow	W	16-3
01/16/05	IND*	25	Snow	W	20-3
01/18/04	IND*	32	Light Snow	W	24-14
12/14/03	JAX	25	Snow in 2nd Half	W	27-13
12/07/03	MIA	28	Cold, Snow, Wind	W	12-0
01/19/02	OAK*	25	Snow, 3-5 inches	W	16-13 ot
12/04/83	NO	35	Cold, Snowing	W	7-0
12/12/82	MIA	22	Wind, Snow	W	3-0
12/10/78	BUF	28	Snow, Some Sun	W	26-24

*-Playoffs

O.T. IS THE PLACE TO BE

The Patriots have won eight straight overtime games and own the longest overtime winning streak in NFL history, including playoff games. The streak includes New England's 16-13 "Snow Bowl" win over Oakland in the 2001 Divisional Playoffs (01/19/02).

MOST CONSECUTIVE OVERTIME VICTORIES

Wins	Team	Dates
8*	New England	2000-present
7	Denver	1978-1985
6	Washington	1976-1987
6	Pittsburgh	1994-1997
5	Many Times	

*-Includes one playoff game

WORKING OVERTIME

The Patriots have won their last eight overtime games (including the playoffs). New England's eight-game overtime winning streak is the longest in NFL history. New England has not lost in overtime since Buffalo won 16-13 at Foxboro Stadium on Nov. 5, 2000. Since that time, the Patriots have won eight straight, including five games in which they scored on their first possession of overtime.

NEW ENGLAND'S OVERTIME STREAK

DATE	OPP	WINNING PLAY	DRIVE INFO	FINAL SCORE
11/23/03	at HST	28-yd FG	9 plays, 76 yds; 3:39	23-20
10/19/03	at MIA	82-yd TD	1-82; 0:12	19-13
12/29/02	vs. MIA+	35-yd FG	7-43; 2:03	27-24
09/22/02	vs. KC+	35-yd FG	9-53; 4:40	41-38
01/19/02	vs. OAK+*	23-yd FG	15-61; 8:29	16-13
12/16/01	at BUF+	23-yd FG	8-75; 3:18	12-9
10/14/01	vs. SD+	44-yd FG	6-51; 2:59	29-26
12/17/00	at BUF	24-yd FG	14-83; 5:56	13-10
11/05/00	vs. BUF	32-yd FG	6-52-2:50	L, 13-16

*playoffs

+NE scored on its first possession in overtime

HOME SWEET HOME – PLAYOFF EDITION

With one more win in their final three games or one more loss by the Miami Dolphins in their final three games, the Patriots can clinch the AFC East title and secure at least one home playoff game. The Patriots are 7-1 at home in the playoffs in their history and own a 7-game home winning streak in postseason play. New England has not lost at home in the playoffs in more than 25 years, dating back to Dec. 31, 1978. Seven of the franchise's eight home playoff games have taken place since Robert Kraft purchased the team 11 years ago.



THREE-TIME SUPER BOWL CHAMPIONS






QB TOM BRADY NEWS & NOTES

RECORDING SUCCESS

TOM BRADY has quarterbacked the Patriots to victories in 56 of his 75 career regular-season, compiling a .747 winning percentage and giving him the best record of any active quarterback in the NFL who has at least two full seasons of starts under his belt. Including his 9-0 record in the playoffs, he is 65-19 (.774) as a starter.



ACTIVE QUARTERBACKS WINNING PERCENTAGE

Minimum 32 Starts, Regular Season Only

Quarterback, Team(s)	W	L	T	Pct.
Tom Brady, NE	56	19	0	.747
Donovan McNabb, PHI.....	60	28	0	.682
Michael Vick, ATL.....	31	16	1	.656
Marc Bulger, STL.....	28	16	0	.636
Brett Favre, GB.....	138	80	0	.633
Peyton Manning, IND.....	79	46	0	.632
Kurt Warner, STL/NYG/ARZ.....	42	26	0	.618

TOM BRADY'S RECORD AS A STARTER

	Reg. Season	Playoffs	Total
Overall:	56-19	9-0	65-19
Home:	31-6	4-0	35-6
Road:	25-13	5-0*	30-13*
By Yardage Total			
Less than 200:	13-9	3-0	16-9
200-299:	32-9	4-0	36-9
300 or more:	11-1	2-0	13-1
Other Records			
Temp. Below 40:	14-0	5-0	19-0
Snow:	4-0	3-0	7-0
Post-Thanksgiving	20-4	9-0	29-4
Leading at Halftime:	40-2	7-0	47-2
Leading after 3 Qtrs:	46-1	6-0	52-1
Overtime:	6-0	1-0	7-0
Final margin <7 pts:	17-2	5-0	22-2
Final margin <4 pts:	9-2	5-0	14-2
Passer rating >100.0:	27-1	3-0	30-1

*-Includes three Super Bowls at neutral sites

COMEBACK KID

TOM BRADY has engineered 21 career game-winning performances to lead his team to a victory from a fourth-quarter deficit or tie. He has accomplished the feat four times in 2005: at Miami on Nov. 13, vs. Buffalo on Oct. 30, at Atlanta on Oct. 9 and at Pittsburgh on Sept. 25. The performances are the latest addition to a long list of late-game heroics for Brady, who has led three Super Bowl-winning drives.

TOM BRADY'S GAME-WINNING PERFORMANCES

		Time Remaining		Passing Statistics^						
Date	Opp.	Score	in Reg.	Att	Cmp	Yds	TD	Int	Final	
11/13/05	at MIA	15-16	2:53	2	2	76	1	0	23-16	
10/30/05	BUF	7-16	10:07	4	4	69	0	0	21-16	
10/09/05	at ATL	28-28	3:52	2	2	17	0	0	31-28	
09/25/05	at PIT	10-13	14:19	12	12	167	0	0	23-20	
02/06/05	PHI**	14-14	15:00	4	2	33	0	0	24-21	
10/03/04	at BUF	17-17	15:00	4	2	8	1	0	31-17	
02/01/04	CAR**	29-29	1:08	5	4	47	0	0	32-29	
01/10/04	TEN*	14-14	15:00	11	6	27	0	0	17-14	
11/30/03	at IND	31-31	10:21	6	3	31	1	0	38-34	
11/23/03	at HST	13-20	3:11	14	10	133	1	0	23-20 ot	
11/03/03	at DEN	23-26	2:51	4	5	58	1	0	30-26	
10/19/03	at MIA	13-13	15:00	10	7	147	1	0	19-13 ot	
10/05/03	TEN	24-27	4:40	1	1	15	0	0	38-30	
12/29/02	MIA	13-24	4:59	13	8	69	1	0	27-24 ot	
11/10/02	at CHI	19-30	5:16	14	9	116	2	0	33-30	
09/22/02	KC	38-38	0:00	5	4	46	0	0	41-38 ot	
02/03/02	STL**	17-17	1:21	8	5	53	0	0	20-17	
01/19/02	OAK*	3-13	15:00	27	20	138	0	0	16-13 ot	
12/16/01	at BUF	6-9	5:57	13	9	116	0	0	12-9 ot	
12/02/01	at NYJ	14-16	15:00	7	6	56	0	0	17-16	
10/14/01	SD	16-26	8:48	18	13	130	1	0	29-26 ot	

^-Statistics are from the time noted until the end of the game * Divisional Playoffs ** Super Bowl

IRON MAN

Tom Brady has started 84 consecutive games at quarterback for the Patriots, including 75 regular-season games and nine playoff contests. Combining regular-season and playoff games, Brady has the NFL's third longest current consecutive starts streak, trailing only Brett Favre (238) and Peyton Manning (133).

ACTIVE QUARTERBACKS CONSECUTIVE STARTS STREAKS

Player	Team	Total	Reg.	Post.	Strk Began
Brett Favre	GB	238	218	20	09/27/92
Peyton Manning	IND	133	125	8	09/06/98
Tom Brady	NE	84	75	9	09/30/01
Aaron Brooks	NO	84	82	2	11/26/00
Trent Green	KC	78	77	1	09/09/01
Drew Bledsoe	BUF/DAL	61	61	0	09/08/02
Jake Delhomme	CAR	48	44	4	09/14/03

AMONG THE LEADERS

TOM BRADY is in the midst of what is shaping up to be the best statistical season of his career and quite possibly the most statistically productive season by a quarterback in franchise history. Brady leads the NFL with 3,630 passing yards in 2005 and is on pace to throw for 4,468 yards this season, a number that could challenge Drew Bledsoe's team-record of 4,555 yards, set in 1994. Additionally, Brady has compiled a passer rating of 91.3 so far in 2005, a rating that would be among the best single-season marks in franchise history if he can keep up his pace.

2005 NFL PASSING LEADERS (By Yards)

Player	Team	Yds	Att	Cmp	TD	INT	Rating
Tom Brady	NE	3,630	462	293	20	12	91.3
Peyton Manning	IND	3,290	394	269	27	8	108.2
Trent Green	KC	3,287	415	260	14	9	89.5
Carson Palmer	CIN	3,242	426	287	27	8	103.2
Brett Favre	GB	3,161	490	307	19	22	75.4
Eli Manning	NYG	3,128	460	242	21	15	75.9
Kerry Collins	OAK	3,118	446	245	16	10	79.6

NOTE: Leaders are as of Dec. 13

PROJECTED PATRIOTS SINGLE-SEASON PASSING LEADERS

(By Yards) *-Projected

Player	Year	Yds	Att	Cmp	TD	INT	Rating
Drew Bledsoe	1994	4,555	691	400	25	27	73.6
Tom Brady*	2005*	4,468	569	361	25	15	91.3
Drew Bledsoe	1996	4,086	623	373	27	15	83.7
Drew Bledsoe	1999	3,985	539	305	19	21	75.6
Tom Brady	2002	3,764	601	373	28	14	85.7

PROJECTED PATRIOTS SINGLE-SEASON PASSING LEADERS

(By Passer Rating) *-Projected

Player	Year	Rating	Att	Cmp	Yds	TD	INT
Tony Eason	1984	93.4	431	259	3,228	23	8
Tom Brady	2004	92.6	474	288	3,692	28	14
Tom Brady*	2005*	91.3	569	361	4,468	25	15
Vito "Babe" Parilli	1962	91.3	252	140	1,988	18	8
Tony Eason	1986	89.2	448	276	3,328	19	10

CAREER WINNING PERCENTAGE

TOM BRADY is the winningest quarterback in the Super Bowl Era (since 1966) among signal callers who have made at least 40 starts. He is one of just three quarterbacks in the Super Bowl Era to own a career winning percentage above 70 percent. Brady joins Roger Staubach and Joe Montana in the exclusive club. A list placing Brady's accomplishments in a historical perspective is below.

WINNINGEST QUARTERBACKS OF THE SUPER BOWL ERA

Minimum 40 Starts

Player	Team	Years	W	L	Pct.
Tom Brady	NE	2000-Pres.	56	19	.747
Roger Staubach	DAL	1969-79	85	29	.746
Joe Montana	SF/KC	1979-94	117	47	.713



THREE-TIME SUPER BOWL CHAMPIONS






OFFENSE NEWS & NOTES

PATRIOTS ALL-TIME LISTS

TROY BROWN is the second leading receiver in Patriots history with 511 career receptions and 5,951 receiving yards. He recorded his 500th career reception on Nov. 27 at Kansas City, becoming just the second player in team history to record the feat. Brown passed Ben Coates to claim second place on the Patriots' all-time receptions list on Oct. 9 at Atlanta and passed Irving Fryar on the team's all-time receiving yardage list against Indianapolis on Nov. 7. This season, Brown has caught 36 passes for 435 yards, increasing his production from a year ago, when he totaled 17 receptions for 184 yards on the season.



PATRIOTS ALL-TIME RECEIVING LEADERS (BY CATCHES)

Rk	Player, Pos.	No	Yds	Avg.	Lg	TD
1	Stanley Morgan, WR.....	534	10,352	19.4	76t	67
2	Troy Brown, WR.....	511	5,951	11.6	82t	27
3	Ben Coates, TE.....	490	5,471	11.2	84t	50
4	Irving Fryar, WR.....	363	5,726	15.8	80t	38

PATRIOTS ALL-TIME RECEIVING LEADERS (BY YARDS)

Rk	Name	No	Yds	Avg	Lg	TD
1	Stanley Morgan.....	534	10,352	19.4	76t	67
2	Troy Brown.....	511	5,951	11.6	82t	27
3	Irving Fryar.....	363	5,726	15.8	80t	38
4	Ben Coates.....	490	5,471	11.2	84t	50

MOVING ON UP

COREY DILLON became the 18th player in NFL history to rush for 10,000 yards when he tore off a 12-yard run at Atlanta on Oct. 9. Dillon passed Ottis Anderson to move into 17th place on the NFL's all-time rushing list at Buffalo on Dec. 11. Dillon has recorded two 100-yard games in 2005 and has reached the milestone 11 times since being acquired by the Patriots in exchange for a second-round draft choice prior to the 2004 season. Additionally, Dillon has scored 22 touchdowns (21 rushing, 1 receiving) in 25 regular-season games with the Patriots.



NFL'S ALL-TIME LEADING RUSHERS (By Yards)

Rk	Player	Years	Gms	Att.	Yards	TD
---	Emmitt Smith	1990-2004	226	4,409	18,355	164
14	O.J. Simpson	1969-1979	135	2,404	11,236	61
15	Ricky Watters	1992-2001	144	2,622	10,643	78
16	Eddie George	1996-2004	141	2,865	10,441	68
17	Corey Dillon	1997-	132	2,374	10,304	66
18	Ottis Anderson	1979-1992	182	2,562	10,273	81
19	Earl Campbell	1978-1985	115	2,187	9,407	74

CATCHIN' KEVIN


KEVIN FAULK ranks second in receptions among all-time Patriots running backs, passing Sam Cunningham with his first reception of the game against Pittsburgh on Sept. 25. Faulk, who was drafted by the Patriots in the second round out of LSU in 1999, has 227 career receptions and trails only Tony Collins' team-record 261 receptions from the running back position. Faulk's reception total ranks ninth among all Patriots receivers.

RECEPTIONS BY PATRIOTS RUNNING BACKS

Player	Years	Rec.
1. Tony Collins.....	1981-87	261
2. Kevin Faulk.....	1999-	227
3. Sam Cunningham.....	1973-79,81-82	210
4. Larry Garron.....	1960-68	185

NEON DEION

Wide receiver DEION BRANCH has established new career highs with 70 receptions and 883 receiving yards in 2005, marks that rank fifth and seventh in the AFC, respectively. His 70 receptions are the most by a Patriot since 2002, when Troy Brown grabbed 97 passes. Branch has recorded 883 receiving yards this season, and is on pace to total 1,087 yards. The last Patriots receiver to break the 1,000-yard mark was Troy Brown, who totaled 1,199 yards in 2001.



2005 AFC RECEIVING LEADERS

Player	Team	Rec.	Yds	Avg.	Lg	TD
Antonio Gates	SD	76	997	13.1	38	9
Chad Johnson	CIN	73	1,161	15.9	70t	7
Marvin Harrison	IND	72	992	13.8	80t	12
Reggie Wayne	IND	71	943	13.3	66t	5
Deion Branch	NE	70	883	12.6	51	4
Derrick Mason	BAL	69	800	11.6	35	2
Chris Chambers	MIA	68	958	14.1	77t	8
Rod Smith	DEN	68	866	12.7	72	5

NOTE: Leaders are as of Dec. 13

FIRST DOWN RECORD

The Patriots offense gained a total of 32 first downs against the Bills on Dec. 11, setting a team record for most first downs in a game. New England eclipsed the previous record of 31 first downs, a number that was achieved three times – Oct. 11, 1998 against Kansas City, Nov. 29, 1987 against Philadelphia and 39 years ago to the day, Dec. 11, 1966 against the Houston Oilers. New England's team-record 32 first downs came via passes (20), rushing (11) and penalty (1).

TOTAL NET YARDAGE

At Buffalo on Dec. 11, the New England offense recorded 494 total net yards, marking the second-highest yardage output in franchise history for a road game. The performance trailed only a road-record 498 total net yards – also at Buffalo – on Nov. 23, 1975. The 494 total net yards was New England's highest overall net yardage total since recording 496 total net yards against the Kansas City Chiefs on Sept. 22, 2002. A season-high 159 total rushing yards – the most since totaling 174 in the 2004 regular-season finale – contributed to the high overall yardage total.

THE DWIGHT STUFF

TIM DWIGHT hauled in a 59-yard pass from Tom Brady on Nov. 13 with 2:19 left in the game and the Patriots trailing 16-15. Dwight's catch was the first strike in a lightning quick 2-play drive, setting up a game-winning touchdown to Benjamin Watson. The catch was Dwight's longest since hauling in a career-long 78-yard bomb from Doug Flutie on Sept. 23, 2001 when both players were playing for the San Diego Chargers.

BIG BENJAMIN

Tight end BENJAMIN WATSON has scored three touchdowns in 2005, including a pair of scores at Miami on Nov. 13. Watson became the first Patriot to score two receiving touchdowns since David Givens grabbed a pair at Pittsburgh on Oct. 31, 2004, and he became the first Patriots tight end to turn the trick since Daniel Graham did it at Arizona on Sept. 19, 2004.

PASS-ING THE TEST

PATRICK PASS had the most productive game of his career against Denver on Oct. 16, gaining a total of 153 yards from scrimmage, nearly three times his previous career high in that category. Against Denver, Pass set career highs with 89 receiving yards (which led all Patriots receivers) and 64 rushing yards (which led all Patriots rushers).



THREE-TIME SUPER BOWL CHAMPIONS






DEFENSE NEWS & NOTES

ABLE VRABEL

In proving to be one of the NFL's most versatile players, linebacker MIKE VRABEL has made important contributions for the Patriots on offense and defense. He has scored two touchdowns for the Patriots this season – one on offense and one on defense. He scored his first career defensive touchdown at Carolina on Sept. 18 when he returned an interception 24 yards for a touchdown. Against New Orleans on Nov. 20, Vrabel scored on offense, snaring a 1-yard touchdown pass after lining up as a tight end in the team's goal line package. Below is a list of Vrabel's career touchdowns.



MIKE VRABEL'S CAREER TOUCHDOWNS

Date	Opponent	Scoring Play	Yds
09/29/02	at San Diego	Reception	1
02/01/04	* Carolina	Reception	1
11/07/04	at St. Louis	Reception	2
01/02/05	San Francisco	Reception	1
02/06/05	^ Philadelphia	Reception	2
09/18/05	at Carolina	Interception Return	24
11/20/05	New Orleans	Reception	1

*-Super Bowl XXXVIII ^-Super Bowl XXXIX

WILLIE MAC ATTACK

WILLIE MCGINEST ranks third on the Patriots' all-time sacks list with 75.5 career sacks and needs 4.5 more sacks to move into second place on the Patriots' all-time list. He overtook Tony McGee for third place on the team's sacks list on Sept. 25, 2005 when he recorded two sacks against the Steelers in Pittsburgh. McGinest has started 35 consecutive games for the Patriots at outside linebacker, remaining a constant veteran presence in a defense that has been forced to adjust to numerous changes.



PATRIOTS ALL-TIME SACK LEADERS

1. Andre Tippett, 1982-93. 100.0
2. Julius Adams, 1971-87....79.5
3. **Willie McGinest**, 1994+.75.5
4. Tony McGee, 1974-8172.5
5. Ray Hamilton, 1973-81.....54.0
6. Chris Slade, 1993-0051.0

BIG-TIME BACKERS

Patriots linebackers take up four of the top nine spots on the NFL's career sacks list among active linebackers.

ACTIVE LINEBACKERS SACKS LIST

Rk	Player	Team(s)	First Season	Sacks
1	Chad Brown	PIT/SEA/NE	1993	78.0
2	Willie McGinest	NE	1994	75.5
3	Peter Boulware	BAL	1997	69.0
4	Junior Seau	SD/MIA	1990	52.0
5	Joey Porter	PIT	1999	49.5
6	Kenard Lang	CLV	1997	44.0
7	Rosevelt Colvin	CHI/NE	1999	38.5
8	Brian Urlacher	CHI	2000	32.5
9	Mike Vrabel	PIT/NE	1997	32.0
10	Andre Carter	SF	2001	31.0

RICHARD SEYMOUR: "BIG SEY"

Defensive lineman RICHARD SEYMOUR was named to his third consecutive Pro Bowl in 2004 and was voted a defensive captain by his teammates again this season. The former 2001 first-round draft pick recorded his first career multiple-sack game against Pittsburgh on Sept. 25. Last season, his 67 tackles and 5.0 sacks were tops among Patriots defensive linemen. He has recorded 248 tackles since 2002, leading all Patriots defensive linemen over that span.

TOUCHDOWN TEDY

Linebacker TEDY BRUSCHI's nose for the ball has helped to create seven defensive touchdowns since the 2002 season. He has scored four touchdowns himself on interception returns (two each in 2002 and 2003), forced two fumbles that were picked up and returned for scores (10/03/04 at Buffalo and 11/28/04 vs. Baltimore), and tipped a pass to rookie James Sanders, who intercepted the ball and returned it for a touchdown at Buffalo on Dec. 11, 2005.



NICE PICK

Rookie cornerback and 2005 third-round draft pick ELLIS HOBBS leads the team with three interceptions and has recorded three picks in the first five starts of his career. All three of Hobbs' interceptions have come since he took over as a starting cornerback at Miami on Nov. 13. In addition to his three interceptions, Hobbs also recovered a fumble at Miami on Nov. 13, giving him a team-leading four takeaways. Three of his four takeaways have started Patriots scoring drives, and the fourth was a game-ending interception in the end zone on the final play of the Jets game on Dec. 4. Hobbs' three picks ties him for second among all NFL rookies. Hobbs is tied with Tennessee's Reynaldo Hill for the most interceptions among rookie defensive backs.

NFL ROOKIE INTERCEPTION LEADERS

Player	Team	Int	Yds	Avg.	Lg	TD
Odell Thurman, LB	CIN	5	59	11.8	30t	1
Ellis Hobbs, CB	NE	3	8	2.7	8	0
Reynaldo Hill, CB	TEN	3	88	29.3	52t	1
Lofa Tatupu, LB	SEA	3	55	18.3	38t	1

Three players tied with two interceptions

SANDERS SCORES

Rookie safety JAMES SANDERS returned an interception 39 yards for a touchdown at Buffalo on Dec. 11, recording his first career touchdown and his first career interception. Sanders, a fourth-round selection in the 2005 NFL Draft, was in the backfield on a blitz and grabbed a ball that Tedy Bruschi had deflected into the air and raced to the end zone untouched. The pick return for a touchdown was the second such play for the Patriots this season. Mike Vrabel also returned an interception for a score at Carolina on Sept. 18. Sanders became the first Patriots rookie to return an interception for a touchdown since Asante Samuel did it against the N.Y. Jets on Sept. 21, 2003.

NO RUSHING ZONE

The New England defense held the Bills to just 14 rushing yards on 12 carries (1.2 avg) on Dec. 11, allowing the second fewest rushing yards in team history. The only time that the Patriots held an opponent to fewer yards on the ground was on Dec. 17, 1961, when the Boston Patriots held the San Diego Chargers to just two rushing yards in a 41-0 road win to close out the second season in franchise history. Combined with a 41-yard effort against the New York Jets on Dec. 4, the Patriots have allowed just 55 total rushing yards in their last two games.

TWO-GAME POINT TOTAL

The Patriots have allowed just 10 points in their last two games, recording a 35-7 win over Buffalo on Dec. 11 to follow their 16-3 win over the New York Jets on Dec. 4. That two-game opponent point total is the fewest for the Patriots in 19 years, dating back to when New England allowed a total of three points in back-to-back games on Oct. 19 and Oct. 26, 1986. That period of defensive dominance saw the Patriots follow a 34-0 shutout at Pittsburgh (New England's last road shutout) with a 23-3 win at Buffalo the following week.



THREE-TIME SUPER BOWL CHAMPIONS






SPECIAL TEAMS NEWS & NOTES

ALL-TIME LEADING SCORER

ADAM VINATIERI is the all-time leading scorer in Patriots history, totaling 1,140 points in his nine-plus seasons with the club. He passed Gino Cappelletti to claim the franchise record on a 34-yard field goal at the end of the first half against the New York Jets at Gillette Stadium on Dec. 4, 2005. Vinatieri made the team as a rookie free agent in 1996 and has scored 100 points or more in each of his first nine seasons, joining Jason Elam of the Denver Broncos as the only two kickers in NFL history to accomplish the feat. Vinatieri has kicked the most field goals in Patriots history, having tallied 260 successful boots in a Patriots uniform.



PATRIOTS ALL-TIME LEADING SCORERS

Player	Years	TD	PAT/PATA	2-Pt	FG/FGA	PTS
Adam Vinatieri	1996-	0	358/365	1	260/318	1,140
Gino Cappelletti	1960-70	42	346/358	2	176/334	1,130
John Smith	1974-83	0	308/323	0	128/191	692
Tony Franklin	1984-87	0	163/166	0	93/125	442
Stanley Morgan	1977-89	68	0/0	0	0/0	408

IRON MAN

Adam Vinatieri has played in 157 consecutive regular-season games, establishing the second longest consecutive game streak in franchise history. Vinatieri, who has also played in 15 straight playoff games and has not missed a game in his 10-year career, passed Gino Cappelletti's mark of 152 consecutive games, which was established from 1960-70, on Nov. 13 at Miami. Vinatieri now trails only Raymond Clayborn's record of 161 consecutive games, established from 1977-87.

AUTOMATIC ADAM

Adam Vinatieri has nailed two game-winning field goals so far this season, bring his career total of game-winning boots to 20. Vinatieri is the only kicker in NFL history to kick a game-winning field goal in the final minute of the Super Bowl and has accomplished the feat twice, including his 48-yarder to win Super Bowl XXXVI and a 41-yarder to win Super Bowl XXXVIII.

ADAM VINATIERI'S GAME-WINNING FIELD GOALS

Date	Opponent	Yds	Time	Final Score
10/09/05	at Atlanta	29	0:17	31-28
09/25/05	at Pittsburgh	43	0:01	23-20
02/01/04	Carolina*	41	0:04	32-29
01/10/04	Tennessee*	46	4:06	17-14
11/23/03	at Houston	28	0:41 (OT)	23-20
12/29/02	Miami	35	12:57 (OT)	27-24
09/22/02	Kansas City	35	10:20 (OT)	41-38
02/03/02	St. Louis*	48	0:00	20-17
01/19/02	Oakland*	23	6:31 (OT)	16-13
12/16/01	at Buffalo	23	9:15 (OT)	12-9
12/02/01	at N.Y. Jets	28	6:29	17-16
10/14/01	San Diego	44	10:55 (OT)	29-26
12/17/00	at Buffalo	24	0:19 (OT)	13-10
11/19/00	Cincinnati	22	0:03	16-13
09/19/99	Indianapolis	26	0:35	31-28
09/12/99	at N.Y. Jets	23	0:03	30-28
12/20/98	San Francisco	35	0:03	24-21
10/04/98	at New Orleans	27	0:03	30-27
09/14/97	N.Y. Jets	34	6:57 (OT)	27-24
09/22/96	Jacksonville	40	12:24 (OT)	28-25

*-Playoffs

PLAYOFF PERFORMER

Adam Vinatieri ranks second the NFL's all-time postseason field goals list. The nine-year veteran who led the NFL in scoring in 2004 has kicked 24 career successful playoff field goals.

NFL ALL-TIME LIST / POSTSEASON FIELD GOALS

Player	FGs
Gary Anderson.....	32
Adam Vinatieri	24
George Blanda.....	22
Steve Christie	22

MR. CLUTCH

- Adam Vinatieri has been successful on 24 consecutive fourth-quarter field goal attempts, dating back to Dec. 8, 2002, when he missed a 43-yarder against the Buffalo Bills at Gillette Stadium.
- Since the beginning of the 2001 season, Vinatieri is 22-for-23 (95.7 percent) in the fourth quarter when the Patriots are either leading or behind by a touchdown or less.
- Vinatieri has hit 30 of his last 31 field goals (96.8 percent) in the second half, dating back to the 2003 regular-season finale (including playoffs).
- In games when the kickoff temperature is less than 40 degrees, Vinatieri has hit 34 of his last 38 field goal attempts (89.5 percent). The performance dates back to Dec. 16, 2001 and includes a 13-for-14 performance in playoff games where the temperature is less than 40 degrees.

TAKING AIM

Adam Vinatieri is the most accurate kicker in franchise history and ranks seventh among the most accurate kickers in NFL history. He has recorded an 81.8 percent conversion rate (260/318) over his nine-year career. He was 31-for-33 in 2004, setting a career high for accuracy with a 93.9 percent success rate. This season, Vinatieri has been successful on 77.3 percent of his kicks (17/22).

NFL ALL-TIME MOST ACCURATE KICKERS

(Minimum 100 FGM)

PLAYER	TEAM	PCT.	FGM/FGA
1. Mike Vanderjagt	Colts	87.7	213/243
2. Phil Dawson	Browns	83.3	130/156
3. Matt Stover	Ravens	82.9	372/449
4. Jeff Wilkins	Rams	82.2	244/297
5. Olindo Mare	Dolphins	81.9	213/260
6. Ryan Longwell	Packers	81.9	260/318
7. Adam Vinatieri	Patriots	81.8	260/318
8. David Akers	Eagles	81.7	152/186
9. John Carney	Saints	81.0	383/473
10. Jason Hanson	Lions	80.8	324/401

MILLER TIME

Punter JOSH MILLER is having the best season of his career and is on pace to set a franchise record for punting yardage. The 10th-year veteran leads the NFL, averaging 46.0 yards per punt. He has put 18 punts inside the 20-yard line against just four touchbacks. Miller is also on pace to set a career high for average, eclipsing his previous career-best 45.2 yards per punt, set in 1999 with the Pittsburgh Steelers.

2005 NFL PUNTING LEADERS (by Avg)

Player	Team	No.	Yds	Avg	Lg	TB	In20
Josh Miller	NE	64	2,946	46.0	59	4	18
Josh Bidwell	TB	72	3,302	45.9	61	11	18
Brian Moorman	BUF	63	2,888	45.8	68	7	19
Chris Kluwe	MIN	58	2,629	45.3	62	6	11
Todd Sauerbrun	DEN	59	2,631	44.6	66	6	19
Hunter Smith	IND	38	1,684	44.3	58	3	16

NOTE: Leaders through games of Dec. 12

PATRIOTS SINGLE-SEASON PUNTING LEADERS (by Avg)

Player	Year	No.	Yds	Avg	Lg	TB	In20
Josh Miller	2005*	64	2,946	46.0	59	4	18
Tom Tupa	1997	78	3,569	45.8	73	14	24
Rich Camarillo	1983	81	3,615	44.6	70	11	25
Tom Tupa	1998	74	3,294	44.5	64	9	13
Rich Camarillo	1982	49	2,140	43.7	76	5	10
Tom Tupa	1996	63	2,739	43.5	62	7	14

*-Through 13 games



THREE-TIME SUPER BOWL CHAMPIONS





PATRIOTS IN THE COMMUNITY

PATRIOTS SPREAD HOLIDAY CHEER AT CHILDREN'S HOSPITAL BOSTON

Eight Patriots players made the holiday season a little brighter for patients at Children's Hospital Boston. On Tuesday, Dec. 6, David Givens, Benjamin Watson, Tim Dwight, James Sanders, Gene Mrczkowski, Larry Izzo, Matt Chatham and Willie McGinest spent the day going room to room visiting hundreds of children. While there, McGinest also presented a donation of \$10,000 to Children's Hospital Boston, which he raised at his annual Thanksgiving Eve fundraiser. The players signed autographs, passed out team photos and posed for pictures with the kids, many of whom were due to remain in the hospital throughout the remainder of the holiday season.

"The holidays are a time for people to be happy and to spend time with family and friends," Givens said. "A lot of these children will still be in the hospital during Christmas and won't be able to experience their normal holiday traditions. It's good to know that we were able to put smiles on the faces of those children."



Givens, Watson and Izzo visit with a patient during their recent visit to Children's Hospital Boston.

PATRIOTS TO AWARD \$100,000 IN COLLEGE SCHOLARSHIPS TO LOCAL STUDENTS

The New England Patriots recently announced that the New England Patriots Charitable Foundation will be awarding \$100,000 in college scholarship money to local students this season.

Each week through "Totally Patriots," the team's new show aimed at younger fans, five students aged 13-18 years-old will be awarded scholarships ranging from \$500-\$2,500 during the "Write On" segment of the show. To apply, students must write an essay of at least 100 words and no more than 500 words on the Patriots' previous game. Each week, a first place winner will receive a \$2,500 college scholarship, second place will receive \$1,000, and three third place winners will each receive \$500 in scholarship money. All first place winners will also be eligible to win a \$15,000 grand prize scholarship or a \$10,000 runner-up scholarship at the conclusion of the season.

"Through the Patriots Charitable Foundation, we strive to improve the lives of the area's children by focusing many of our efforts on education," said Rena Clark, Vice President of Community Affairs and Corporate Philanthropy for the New England Patriots. "The financial demands of today's college education are considerable and scholarship money is vital for many families. The Kraft family and the Patriots organization are delighted to be able to provide many local students with assistance."

Essays can be submitted online at www.totallypatriots.com or mailed to Kraft Sports Productions, Attn: "Write On" Contest, Gillette Stadium, 1 Patriot Place, Foxborough, MA 02035. For more information, students should tune in to Totally Patriots each Sunday at 11 AM on WCVB-TV.

The New England Patriots Charitable Foundation was established in 1994 by the Kraft family as a vehicle to help support the youth and families of New England. The Foundation's mission is to assist a variety of charitable organizations and programs that foster cultural diversity, education, family, and health. The Foundation uses its resources to serve the youth of New England by encouraging their education, growth, creativity and development of character; and to help support a better quality of life in the communities the Foundation serves.

UPCOMING EVENTS

Tuesday, Dec. 13 – Salvation Army Holiday Party

WHAT:

The New England Patriots will host the 12th annual Salvation Army and New England Patriots Children's Holiday party on at Gillette Stadium. More than 200 children from Salvation Army centers throughout the Boston and Providence areas will be in attendance. Children will have the opportunity to play games with players, get autographs, visit with Santa Claus and receive toys provided by the New England Patriots organization. The annual highlight of the event is "Wrap-A-Pat," a game in which the children, working in teams, race to wrap Patriots players in Christmas wrapping papers, bows, and ribbons.

WHEN:

Tuesday, December 13
5:00 p.m to 7:00 p.m.

WHERE:

Fidelity Investments Clubhouse
Gillette Stadium



THREE-TIME SUPER BOWL CHAMPIONS





BROADCAST INFORMATION

PATRIOTS ALL ACCESS

Patriots All Access, an Emmy Award-winning one-hour magazine show, airs weekly throughout the season on WCVB-TV Channel 5 in Boston. Indicative of its name, Patriots All Access provides viewers exclusive, behind-the-scenes access and weekly in-depth features on Patriots players and personnel. WCVB's Mike Lynch hosts the program and is joined by head coach Bill Belichick for a weekly chalk talk and also by a Patriots player of the week. Another weekly segment takes a look at what Patriots players do off the field. The show also offers game previews, reviews and comprehensive analysis of every Patriots game.



WCVB-TV Channel 5

Patriots All Access.....Saturdays at 7:00 p.m and Sundays at 10:00 a.m.

TOTALLY PATRIOTS



Totally Patriots, a youth-oriented football show, is making its debut for the 2005 season, airing each Sunday morning on WCVB, Channel 5 in Boston. The show, hosted by Kerry Connolly, is geared towards young fans and includes a health and fitness segment as well as a weekly football tips feature with Patriots Hall of Fame linebacker Andre Tippett and a current Patriots player. Other features and segments emphasize the importance of an active lifestyle and let young football players hear directly from the pros. Check your local listings for other times and locations.

WCVB-TV Channel 5

Totally Patriots.....Sundays at 11:00 a.m.

WBCN PATRIOTS ROCK RADIO NETWORK

For the 11th consecutive season, WBCN was proud to be the flagship station for the Patriots Rock Radio Network. Every Patriots game was heard on WBCN (104.1 FM) and its network of 36 stations throughout all six New England states. Longtime broadcast tandem Gil Santos and Gino Cappelletti call all of the action in static-free stereo sound.



**FLAGSHIP STATION
WBCN
Boston ★ 104.1 FM**



MASSACHUSETTS

WBSM	Fairhaven	1420 AM
WSAR	Fall River	1480 AM
WGAW	Gardner	1340 AM
WPVQ	Greenfield	95.3 FM
WBEC	Pittsfield	1420 AM
WBEC	Pittsfield	95.7 FM
WAQY	Springfield	102.1 FM
WXTK	Cape Cod	95.1 FM
WWFX	Worcester	100.1 FM

NEW HAMPSHIRE

WKXL	Concord	1450 AM
WSHK	Dover	105.3 FM
WSAK	Hampton	102.1 FM
WTPL	Hillsboro	107.7 FM
WVRR	Lebanon	101.7 FM
WFEA	Manchester	1370 AM
WWHQ	Meredith	101.5 FM
WPKQ	N. Conway	103.7 FM

RHODE ISLAND

WSKO	Providence	790 AM
WSKO	Providence	99.7 FM

VERMONT

WBTN	Bennington	1370 AM
WKVT	Battleboro	92.7 FM
WEAV	Burlington	960 AM
WXZO	Burlington	96.7 FM
WMXR	Woodstock	93.9 FM
WMOO	Derby	92.1 FM
WEXP	Rutland	101.5 FM
WSTJ	St. Johnsbury	1340 AM
WSNO	Waterbury	1450 AM

MAINE

WEBB	Augusta	98.5 FM
WNSX	Bangor	97.7 FM
WHOU	Houlton	100.1 FM
WBLM	Portland	102.9 FM
WFZX	Searsport	101.7 FM

CONNECTICUT

WCCC	Hartford	106.9 FM
WMOS	New London	104.7 FM
WINY	Putnam	1350 AM

PATRIOTS MONDAY ON WEEI

Sports Radio WEEI has the exclusive rights to broadcast "Patriots Monday" from Gillette Stadium every week during the season. The daylong programming lineup offers fans unique access from head coach Bill Belichick and quarterback Tom Brady along with appearances by other star players.

Sports Radio WEEI

850 AM (Boston) and 103.7 FM (Providence)

Time (Mondays)	Show	Guest(s)
6:00 – 10:00 a.m.	Dennis and Callahan	Tom Brady
10:00 a.m. – 2:00 p.m.	Dale and Holley	Stars of the Week
2:00 – 6:00 p.m.	The Big Show	Coach Belichick

PATRIOTS FOOTBALL WEEKLY ON WB56

Join the editorial staff of Patriots Football Weekly for a half-hour Patriots extravaganza every Saturday night during the football season on WLVI-TV (WB56).

WLVI-TV Channel 56

Patriots Football Weekly Every Saturday night at Midnight

PATRIOTS.COM

The official Web site of the New England Patriots offers fans an exciting lineup of daily features and is one of the most advanced and exciting Web sites in all of sports. **Patriots.com Radio** features six hours of original daily programming beginning at noon ET and allows fans to interact with hosts and guests via phone and email. Besides these features, the site offers daily news updates, press releases, live coverage of all press conferences and much more.

TELEVISION RATINGS

Historically, the Patriots have been at or near the top of the weekly television ratings for the 2.4 million homes in the Boston market. Below is a historical perspective to show the Patriots' consistent popularity in the Boston market.

2005 RATINGS: BOSTON TV MARKET

Date	Opponent	Net.	Boston TV	Rtg / Share
09/08	Oakland	ABC	WCVB 5	23.3 / 44
09/18	at Carolina	CBS	WBZ 4	22.3 / 50
09/25	at Pittsburgh	CBS	WBZ 4	29.9 / 52
10/02	San Diego	CBS	WBZ 4	21.0 / 43
10/09	at Atlanta	CBS	WBZ 4	27.4 / 55
10/16	at Denver	CBS	WBZ 4	28.9 / 48
10/30	Buffalo	ESPN	WCVB 5	27.8 / 46
11/07	Indianapolis	ABC	WCVB 5	27.4 / 44
11/13	at Miami	CBS	WBZ 4	24.7 / 53
11/20	New Orleans	Fox	WFXT 25	26.3 / 55
11/27	at Kansas City	CBS	WBZ 4	27.0 / 52
12/04	N.Y. Jets	CBS	WBZ 4	34.5 / 55
12/11	at Buffalo	CBS	WBZ 4	29.2 / 58

RATINGS HISTORY

Season	Rating / Share
2005 Regular Season Average	26.9 / 50
2004 Regular Season Average	31.2 / 56
2004 Postseason Average	48.9 / 70
2003 Regular Season Average	26.8 / 51
2003 Postseason Average	47.0 / 72
2002 Regular Season Average	28.5 / 53
2001 Regular Season Average	24.7 / 48
2001 Postseason Average	47.4 / 73

Note: Each ratings point represents one percent of the 2.4 million homes in the Boston TV market.



THREE-TIME SUPER BOWL CHAMPIONS





2005 TRANSACTIONS

MAY, 2005

5/2 Matt Phillips Released
 5/4 Keith Traylor Released
 5/6 Michael Rogers Released
 Mark Bartosic Released
 5/10 Chad Brown Signed
 5/12 Victor Leyva Signed
 5/18 Otis Smith Signed and placed on Res./Retired
 5/23 Troy Brown Re-Signed

JUNE, 2005

6/1 Lance Nimmo Released
 Chris Redman Released
 6/6 Antuan Edwards Signed
 6/9 Ike Charlton Released
 6/10 Andy Stokes Signed
 6/15 Travis Conway Released
 Mike Lorenz Released
 6/28 Bryan Anderson Signed
 Chad Morton Signed
 Matt Cassel Signed
 Ryan Claridge Signed

JULY, 2005

7/15 Scott Pioli Signed to a contract extension
 7/20 Nick Kaczur Signed
 James Sanders Signed
 7/22 Ellis Hobbs Signed
 DeCori Birmingham Released
 7/23 Earl Charles Released
 7/24 Bam Childress Signed
 DeMarco McNeil Released
 7/25 Logan Mankins Signed
 7/27 Michael McGrew Released
 7/28 Ted Johnson Retired
 Rich Musinski Signed
 Bryan Anderson, Tedy Bruschi, Tim Dwight,
 Chad Morton and Bethel Johnson
 Placed on PUP list
 Ethan Kelley Placed on NFI list
 7/29 Eugene Baker Signed
 Bryan Anderson Released
 7/31 Jason Anderson Signed

AUGUST, 2005

8/1 Tim Dwight Activated from PUP list
 Ethan Kelley Released
 Jake Schifino Released
 8/2 Mario Monds Signed
 8/3 Tom Sverchek Signed
 Rich Musinski Released
 8/5 Ricky Bryant Released
 8/8 Matt Brandt Signed
 Andy Stokes Released
 8/9 Matt Brandt Released
 8/14 Mario Monds Released
 8/15 Ifo Pili Signed
 Ryan Claridge Placed on Reserve / Injured
 8/21 Rhett Kopp Released
 8/22 Andre' Davis Acquired via Trade (CLV)
 8/24 Eugene Baker Released
 8/25 Antuan Edwards Released
 8/29 Rohan Davey, Cedric Cobbs
 and Dexter Reid Released
 8/30 Jason Anderson, Robbie Gould, Ryan Krug,
 Chad Morton, Ifo Pili, Hank Poteat
 and Antonio Thomas Released
 Bethel Johnson Activated from PUP list
 Michael McGrew Placed on Reserve / Injured

SEPTEMBER, 2005

9/3 Eric Alexander, Rodney Bailey, Kory Chapman, Bam
 Childress, Kyle Eckel, Joel Jacobs, Victor Leyva, Gene
 Mruczkowski, Jeff Roehl, P.K. Sam, Grant Steen, Tom
 Sverchek, David Terrell, Andre Torrey, Raymond
 Ventrone, Jed Weaver and Billy Yates
 Released
 9/4 Eric Alexander, Kory Chapman, Bam Childress, Ryan Krug,
 Jared Newberry, Raymond Ventrone and Billy Yates
 Signed to the Practice Squad
 9/5 Wesley Britt Signed to the Practice Squad
 9/7 Andre Torrey Signed to the Practice Squad
 Raymond Ventrone Released from Practice Squad
 9/8 P.K. Sam Signed to the Practice Squad
 Ryan Krug Released from Practice Squad
 9/9 Raymond Ventrone Signed to the Practice Squad
 Andre Torrey Released from Practice Squad
 9/21 Antonio Thomas Signed to the Practice Squad
 9/27 Rodney Harrison Placed on Reserve / Injured
 Wesly Mallard Released
 9/28 Gene Mruczkowski, Michael Stone
 and Amos Zereoue Signed
 Andre' Davis Released
 Ryan Krug Signed to the Practice Squad
 Jared Newberry Released from Practice Squad

OCTOBER, 2005

10/8 Eric Alexander Signed to the active roster
 Gene Mruczkowski Released
 10/11 Eric Alexander Released
 10/12 Arturo Freeman Signed
 Wesly Mallard Signed
 Chad Scott Placed on Reserve / Injured
 Eric Alexander Signed to the Practice Squad
 10/19 Andre' Davis Signed
 Hank Poteat Signed
 Guss Scott Placed on Reserve / Injured
 Wesly Mallard Released
 10/27 Tyrone Poole Placed on Reserve / Injured
 10/29 Tedy Bruschi Activated from Reserve / PUP

NOVEMBER, 2005

11/1 Heath Evans Signed
 Amos Zereoue Released
 11/4 Michael Cloud Signed
 Arturo Freeman Released
 11/10 Duane Starks Placed on Reserve / Injured
 11/12 Billy Yates Signed to Active Roster
 11/15 Artrell Hawkins Signed
 Gene Mruczkowski Signed
 Randall Gay Placed on Reserve / Injured
 Dan Koppen Placed on Reserve / Injured
 11/16 Michael Harden Signed to the Practice Squad
 11/29 Michael Cloud Released

DECEMBER, 2005

12/2 Michael Cloud Signed
 12/5 Michael Harden Released from Practice Squad



THREE-TIME SUPER BOWL CHAMPIONS





2005 OFFENSIVE STATISTICS

WON 8, LOST 5

09/08 W 30-20	Oakland
09/18 L 17-27	at Carolina
09/25 W 23-20	at Pittsburgh
10/02 L 17-41	San Diego
10/09 W 31-28	at Atlanta
10/16 L 20-28	at Denver
10/30 W 21-16	Buffalo
11/07 L 21-40	Indianapolis
11/13 W 23-16	at Miami
11/20 W 24-17	New Orleans
11/27 L 16-26	at Kansas City
12/04 W 16- 3	New York Jets
12/11 W 35- 7	at Buffalo
12/17	Tampa Bay
12/26	at New York Jets
01/01	Miami

	N.E.	Opp.
TOTAL FIRST DOWNS	270	259
Rushing	79	82
Passing	171	150
Penalty	20	27
3rd Down: Made/Att	72/173	72/176
3rd Down Pct.	41.6	40.9
4th Down: Made/Att	6/9	2/6
4th Down Pct.	66.7	33.3
POSSESSION AVG.	29:44	30:16
TOTAL NET YARDS	4716	4596
Avg. Per Game	362.8	353.5
Total Plays	827	821
Avg. Per Play	5.7	5.6
NET YARDS RUSHING	1223	1362
Avg. Per Game	94.1	104.8
Total Rushes	329	369
NET YARDS PASSING	3493	3234
Avg. Per Game	268.7	248.8
Sacked/Yards Lost	23/179	20/135
Gross Yards	3672	3369
Att./Completions	475/299	432/239
Completion Pct.	62.9	55.3
Had Intercepted	13	9
PUNTS/AVERAGE	65/45.3	66/44.0
NET PUNTING AVG.	65/38.6	66/37.9
PENALTIES/YARDS	92/792	106/864
FUMBLES/BALL LOST	16/9	9/5
TOUCHDOWNS	35	33
Rushing	13	10
Passing	20	22
Returns	2	1

* SCORE BY PERIODS	Q1	Q2	Q3	Q4	OT	PTS
TEAM	69	43	87	95	0	294
OPPONENTS	41	111	51	86	0	289

* SCORING	TD-Ru-Pa-Rt	K-PAT	FG	S	PTS
Vinatieri	0 0 0 0	31/32	17/22	0	82
Dillon	9 9 0 0			0	54
Branch	4 0 4 0			0	24
Graham	3 0 3 0			0	18
Pass	3 3 0 0			0	18
Watson	3 0 3 0			0	18
T. Brown	2 0 2 0			0	12
Dwight	2 0 2 0			0	12
Fauria	2 0 2 0			0	12
Vrabel	2 0 1 1			0	12
Brady	1 1 0 0			0	6
A. Davis	1 0 1 0			0	6
Givens	1 0 1 0			0	6
Johnson	1 0 1 0			0	6
Sanders	1 0 0 1			0	6
Evans LG	0 0 0 0			0	2
Evans TM	0 0 0 0			0	2
TEAM	35 13 20	2 31/32	17/22	0	294
OPPONENTS	33 10 22	1 29/29	20/26	0	289

SACKS: Colvin 5.5, McGinest 3.5, Seymour 3.0, Green 2.5, Vrabel 2.5, Beisel 1.0, Warren 1.0, Klecko 0.5, Wilfork 0.5, TEAM 20.0, OPPONENTS 23.0

* PASSING	Att	Cmp	Yds	Cmp%	Yds/Att	TD	TD%	Int	Int%	Long	Sack/Lost	Rating
Brady	462	293	3630	63.4	7.86	20	4.3	12	2.6	71	22/ 166	91.3
Flutie	9	4	27	44.4	3.00	0	0.0	0	0.0	13	1/ 13	51.6
Cassel	4	2	15	50.0	3.75	0	0.0	1	25.0	12	0/ 0	19.8
TEAM	475	299	3672	62.9	7.73	20	4.2	13	2.7	71	23/ 179	89.4
OPPONENTS	432	239	3369	55.3	7.80	22	5.1	9	2.1	85t	20/ 135	89.0

* RUSHING	No.	Yds	Avg	Long	TD
Dillon	164	608	3.7	29	9
Pass	42	205	4.9	31	3
Evans LG	40	169	4.2	21	0
Evans TM	39	169	4.3	21	0
Faulk	29	77	2.7	13	0
Brady	20	74	3.7	15	1
Cloud	23	59	2.6	15	0
Dwight	3	16	5.3	12	0
Zereoue	7	14	2.0	12	0
Flutie	1	2	2.0	2	0
Cassel	1	-1	-1.0	-1	0
TEAM	329	1223	3.7	31	13
OPPONENTS	369	1362	3.7	68	10

* RECEIVING	No.	Yds	Avg	Long	TD
Branch	70	883	12.6	51	4
Givens	50	562	11.2	40	1
T. Brown	36	435	12.1	71	2
Watson	25	365	14.6	35	3
Faulk	23	233	10.1	23	0
Pass	20	221	11.1	39	0
Dillon	18	166	9.2	25	0
Dwight	16	279	17.4	59	2
Graham	16	235	14.7	45t	3
Evans LG	12	81	6.8	15	0
Evans TM	8	64	8.0	15	0
A. Davis	6	124	20.7	60t	1
Fauria	5	32	6.4	18	2
Johnson	4	67	16.8	55t	1
Zereoue	1	5	5.0	5	0
Vrabel	1	1	1.0	1t	1
TEAM	299	3672	12.3	71	20
OPPONENTS	239	3369	14.1	85t	22

* INTERCEPTIONS	No.	Yds	Avg	Long	TD
Hobbs	3	8	2.7	8	0
Vrabel	2	23	11.5	24t	1
Samuel	2	0	0.0	0	0
Sanders	1	39	39.0	39t	1
Wilson	1	0	0.0	0	0
TEAM	9	70	7.8	39t	2
OPPONENTS	13	114	8.8	41t	1

* PUNTING	No.	Yds	Avg	Net	TB	In	Lg	B
Miller	64	2946	46.0	38.6	4	18	59	1
TEAM	65	2946	45.3	38.6	4	18	59	1
OPPONENTS	66	2901	44.0	37.9	7	22	68	0

* PUNT RETURNS	Ret	FC	Yds	Avg	Long	TD
Dwight	27	9	232	8.6	29	0
T. Brown	4	5	14	3.5	5	0
Johnson	1	0	11	11.0	11	0
TEAM	32	14	257	8.0	29	0
OPPONENTS	36	9	356	9.9	76	0

* KICKOFF RETURNS	No.	Yds	Avg	Long	TD
Johnson	29	651	22.4	54	0
Hobbs	15	361	24.1	37	0
Dwight	8	183	22.9	32	0
Faulk	3	65	21.7	26	0
Banta-Cain	1	14	14.0	14	0
Cloud	1	15	15.0	15	0
Izzo	1	0	0.0	0	0
Stone	1	0	0.0	0	0
TEAM	59	1289	21.8	54	0
OPPONENTS	56	1271	22.7	46	0

* FIELD GOALS	1-19	20-29	30-39	40-49	50+
Vinatieri	0/ 0	6/ 6	8/ 9	3/ 5	0/2
TEAM	0/ 0	6/ 6	8/ 9	3/ 5	0/2
OPPONENTS	0/ 0	6/ 6	7/10	4/ 6	3/4
Vinatieri:	(26G)	(45G)	(53N, 48G, 35G, 43G)	(37N,	
	6	24G)	(29G)	(39G, 53N, 38G)	(44N) () (35G, 32G, 33G)
	2	(37G)	(29G)	(45N, 21G, 34G, 22G)	()
	2	OPPONENTS:	(43N)	(51G, 52G)	(33G, 52N, 24G)
	21G)	(33G, 58G)	()	(46N, 23G, 35G, 41G)	(35G, 20G)
	36G)	(30N, 46G)	(25G, 20G, 33G, 47G)	(38G)	(32N)

2-Pt. Conversions: Evans (LG), Evans (TM), TEAM 1-3, OPPONENTS 1-4



THREE-TIME SUPER BOWL CHAMPIONS





2005 DEFENSIVE STATISTICS

Tackle Statistics Based on Coaches' Film Review

DEFENSIVE STATISTICS											SP. TEAMS					FUMBLES - LOST (16-9)				
Name	TT	UT	A	S/ YL	Int/	Yds	PD	FF	FR		TT	UT	A	FF	FR	Own				
																No.	Lost	Rec.	O.B.	
Mike Vrabel	96	67	29	2.5	14.0	2	23	5	-	-	6	3	3	-	-	Tom Brady	4	3	0	0
Vince Wilfork	79	37	42	0.5	4.0	-	-	1	-	1	0	0	0	-	-	Kevin Faulk	3	2	1	0
Rosevelt Colvin	68	45	23	5.5	43.0	-	-	2	2	1	0	0	0	-	-	Corey Dillon	1	1	0	0
Ty Warren	67	36	31	1.0	8.0	-	-	1	-	1	0	0	0	-	-	Doug Flutie	1	1	0	0
Eugene Wilson	60	37	23	-	-	1	0	8	-	1	8	5	3	-	-	Benjamin Watson	1	1	0	0
Willie McGinest	55	44	11	3.5	18.0	-	-	5	-	-	0	0	0	-	-	Patrick Pass	2	1	0	0
Richard Seymour	55	30	25	3.0	24.0	-	-	4	1	-	0	0	0	-	-	Daniel Graham	1	0	1	0
Tedy Bruschi	55	27	28	-	-	-	-	3	-	-	2	1	1	-	-	Ellis Hobbs	1	0	1	0
Jarvis Green	49	28	21	2.5	18.0	-	-	-	1	-	0	0	0	-	-	Bethel Johnson	1	0	1	0
Monty Beisel	47	26	21	1.0	2.0	-	-	1	1	-	4	3	1	-	-	Tim Dwight	1	0	1	0
Asante Samuel	46	34	12	-	-	2	0	15	-	-	0	0	0	-	-	Logan Mankins	0	0	1	0
Chad Brown	43	29	14	-	-	-	-	-	-	-	3	2	1	-	-	Tom Ashworth	0	0	1	0
Michael Stone	31	26	5	-	-	-	-	-	-	-	11	7	4	-	-	Totals	16	9	7	0
Ellis Hobbs	28	18	10	-	-	3	8	8	-	2	3	1	2	-	-					
Duane Starks	26	18	8	-	-	-	-	5	-	-	0	0	0	-	-					
Guss Scott	19	16	3	-	-	-	-	-	-	-	5	2	3	-	-					
Rodney Harrison	16	7	9	-	-	-	-	1	-	-	3	2	1	-	-					
Randall Gay	11	10	1	-	-	-	-	1	-	-	3	2	1	-	-					
Mike Wright	11	6	5	-	-	-	-	-	-	-	0	0	0	-	-					
Hank Poteat	8	8	0	-	-	-	-	-	-	-	0	0	0	-	-					
Artrell Hawkins	8	6	2	-	-	-	-	-	-	-	0	0	0	-	-					
Arturo Freeman	8	5	3	-	-	-	-	-	-	-	0	0	0	-	-					
James Sanders	6	3	3	-	-	1	39	1	-	-	3	2	1	-	-					
Marquise Hill	5	4	1	-	-	-	-	-	-	-	0	0	0	-	-					
Dan Klecko	5	4	1	0.5	4.0	-	-	-	-	-	1	0	1	-	-					
Chad Scott	2	2	0	-	-	-	-	-	-	-	0	0	0	-	-					
Matt Chatham	2	0	2	-	-	-	-	-	-	-	14	3	11	-	-					
Tyrone Poole	1	1	0	-	-	-	-	-	-	-	0	0	0	-	-					
Don Davis	0	0	0	-	-	-	-	-	-	-	22	6	16	-	-					
Larry Izzo	0	0	0	-	-	-	-	1	-	-	15	10	5	-	-					
Tully Banta-Cain	0	0	0	-	-	-	-	-	-	-	8	3	5	-	-					
Bethel Johnson	0	0	0	-	-	-	-	-	-	-	7	6	1	-	1					
Patrick Pass	0	0	0	-	-	-	-	-	-	-	5	4	1	-	-					
Wesly Mallard	0	0	0	-	-	-	-	-	-	-	3	2	1	-	-					
Michael Cloud	0	0	0	-	-	-	-	-	-	-	2	1	1	-	-					
Lonie Paxton	0	0	0	-	-	-	-	-	-	-	2	0	2	-	-					
Benjamin Watson	0	0	0	-	-	-	-	-	-	-	1	1	0	-	-					
Daniel Graham	0	0	0	-	-	-	-	-	-	-	1	1	0	-	-					
Heath Evans	0	0	0	-	-	-	-	-	-	-	1	0	1	-	-					
Tim Dwight	0	0	0	-	-	-	-	-	-	-	0	0	0	-	1					
Totals	907	574	333	20.0	135.0	9	70	62	5	6	133	67	66	0	2					

BLOCKED KICKS			
	XP	FG	P
Totals	0	0	0

MISC. OFFENSIVE STATS				
	Tkl	Ast	FF	FR
Deion Branch	3	0	0	0
Stephen Neal	2	0	0	0
Troy Brown	1	0	0	0
Heath Evans	1	0	0	0
Benjamin Watson	1	0	0	0
Matt Light	1	0	0	0
Logan Mankins	1	0	0	0
Daniel Graham	1	0	0	0
Kevin Faulk	1	0	0	0
Dan Koppen	1	0	0	0
Totals	13	0	0	0

FUMBLES - LOST (16-9)				
Own				
No.	Lost	Rec.	O.B.	
Tom Brady	4	3	0	0
Kevin Faulk	3	2	1	0
Corey Dillon	1	1	0	0
Doug Flutie	1	1	0	0
Benjamin Watson	1	1	0	0
Patrick Pass	2	1	0	0
Daniel Graham	1	0	1	0
Ellis Hobbs	1	0	1	0
Bethel Johnson	1	0	1	0
Tim Dwight	1	0	1	0
Logan Mankins	0	0	1	0
Tom Ashworth	0	0	1	0
Totals	16	9	7	0

BLOCKED KICKS			
	XP	FG	P
Totals	0	0	0

MISC. OFFENSIVE STATS				
	Tkl	Ast	FF	FR
Deion Branch	3	0	0	0
Stephen Neal	2	0	0	0
Troy Brown	1	0	0	0
Heath Evans	1	0	0	0
Benjamin Watson	1	0	0	0
Matt Light	1	0	0	0
Logan Mankins	1	0	0	0
Daniel Graham	1	0	0	0
Kevin Faulk	1	0	0	0
Dan Koppen	1	0	0	0
Totals	13	0	0	0

LEGEND

TT- Total Tackles	PD- Pass Defensed
UT- Unassisted Tackles	FF- Forced Fumbles
A- Assists	FR- Fumbles Recovered
S/Yds- Sacks/Yards Lost	O.B. - Out of Bounds
I/Ret.- Interceptions/Return Yards	



THREE-TIME SUPER BOWL CHAMPIONS





HOW THE 2005 PATRIOTS WERE BUILT

YEAR	DRAFTEES (26)	AS OF DECEMBER 13, 2005 VETERAN FREE AGENTS (17)	WAIVERS (1) / TRADES (2)	ROOKIE AND FIRST-YEAR FREE AGENTS (7)
1993	Troy Brown (8)			
1994	Willie McGinest (1)			
1995				
1996	Tedy Bruschi (3)			Adam Vinatieri (fa)
1997				
1998				
1999	Kevin Faulk (2)			
2000	Tom Brady (6b) Patrick Pass (7b)		Matt Chatham (fa) (cw-STL)	Lonie Paxton (fa)
2001	Richard Seymour (1) Matt Light (2)	Larry Izzo (fa) (MIA) Mike Vrabel (3) (PIT)		Tom Ashworth (fa) Stephen Neal (fa)
2002	Daniel Graham (1) Deion Branch (2) Jarvis Green (4b) David Givens (7b)	Christian Fauria (2) (SEA)		Russ Hochstein (5)
2003	Ty Warren (1) Eugene Wilson (2a) Bethel Johnson (2b) Dan Klecko (D4a) Asante Samuel (4b) Tully Banta-Cain (7b)	Rosevelt Colvin (4) (CHI) Don Davis (fa) (STL) Brandon Gorin (7) (SD)		Gene Mruczkowski (fa)
2004	Vince Wilfork (1a) Benjamin Watson (1b) Marquise Hill (2)	Josh Miller (fa) (PIT) Billy Yates (fa) (MIA)	Corey Dillon (2) (tr-CIN)	
2005	Logan Mankins (1) Ellis Hobbs (3a) Nick Kaczur (3b) James Sanders (4) Matt Cassel (7a)	Monty Beisel (4) (KC) Chad Brown (2) (SEA) Michael Cloud (2) (NYG) Tim Dwight (4) (SD) Heath Evans (3) (MIA) Doug Flutie (11) (SD) Artrell Hawkins (2) (WAS) Hank Poteat (3) (PIT) Michael Stone (2) (STL)	Andre' Davis (2) (tr-CLV)	Mike Wright (fa)

INJURED RESERVE (9)

Ryan Claridge (D5-05)
Randall Gay (FA-04)
Rodney Harrison (FA-03)
Dan Koppen (D5-03)
Michael McGrew (FA-05)
Tyrone Poole (FA-03)
Chad Scott (FA-05)
Guss Scott (D3-04)
Duane Starks (TR-05)

^ Restricted Free Agent

(#) - indicates round drafted

(fa) - indicates non-drafted free agents



THREE-TIME SUPER BOWL CHAMPIONS





UNOFFICIAL 2005 DEPTH CHART

Unofficial depth chart compiled by Patriots Media Relations, December 13, 2005

OFFENSE

WR: 83 Deion Branch (13/13/0/0)	86 Tim Dwight (13/1/0/0)	81 Bethel Johnson (9/1/0/4)
LT: 68 Tom Ashworth (11/9/0/2)	<u>77 Nick Kaczur (12/9/0/1)*</u>	72 Matt Light (3/3/0/10)*
LG: <u>70 Logan Mankins (13/13/0/0)</u>	74 Billy Yates (3/0/0/2)	
C: 71 Russ Hochstein (13/4/0/0)	64 Gene Mruczkowski (4/0/0/1)	
RG: 61 Stephen Neal (13/13/0/0)	74 Billy Yates (3/0/0/2)	
RT: 76 Brandon Gorin (9/5/1/3)	68 Tom Ashworth (11/9/0/2)	
TE: 82 Daniel Graham (10/9/0/3)*	84 Benjamin Watson (13/7/0/0)	88 Christian Fauria (13/8/0/0)
WR: 87 David Givens (10/7/0/3)	80 Troy Brown (10/2/1/2)	18 Andre' Davis (6/3/0/4)
QB: 12 Tom Brady (13/13/0/0)	2 Doug Flutie (2/0/11/0)	<u>16 Matt Cassel (1/0/0/12)*</u>
RB: 28 Corey Dillon (10/9/1/2)	33 Kevin Faulk (5/0/0/8)	34 Michael Cloud (6/0/0/0)
FB: 35 Patrick Pass (9/4/0/4)*	44 Heath Evans (4/1/0/2)*	

DEFENSE

LE: 94 Ty Warren (13/13/0/0)	91 Marquise Hill (7/0/0/6)*	
NT: 75 Vince Wilfork (13/13/0/0)	<u>99 Mike Wright (11/0/2/0)</u>	90 Dan Klecko (9/0/0/4)
RE: 93 Richard Seymour (9/9/0/4)	97 Jarvis Green (13/5/0/0)	
OLB: 59 Rosevelt Colvin (13/8/0/0)	58 Matt Chatham (12/0/0/1)	
ILB: 54 Tedy Bruschi (7/7/0/0)	52 Monty Beisel (12/6/0/1)	53 Larry Izzo (13/0/0/0)
ILB: 50 Mike Vrabel (13/13/0/0)	98 Chad Brown (12/5/0/1)	51 Don Davis (13/0/0/0)
OLB: 55 Willie McGinest (13/13/0/0)	95 Tully Banta-Cain (11/0/0/2)	
LCB: 22 Asante Samuel (13/13/0/0)	32 Hank Poteat (7/0/0/0)	
RCB: <u>27 Ellis Hobbs (13/5/0/0)</u>	25 Artrell Hawkins (3/2/0/1)*	
SS: 24 Michael Stone (10/3/0/0)	25 Artrell Hawkins (3/2/0/1)*	
FS: 26 Eugene Wilson (13/13/0/0)	<u>36 James Sanders (7/1/0/6)</u>	

SPECIAL TEAMS

K: 4 Adam Vinatieri (13/0/0/0)	8 Josh Miller (13/0/0/0)	
P: 8 Josh Miller (13/0/0/0)	4 Adam Vinatieri (13/0/0/0)	
H: 8 Josh Miller (13/0/0/0)	12 Tom Brady (13/13/0/0)	
PR: 86 Tim Dwight (13/1/0/0)	80 Troy Brown (10/2/1/2)	
KR: 81 Bethel Johnson (9/1/0/4)	<u>27 Ellis Hobbs (13/5/0/0)</u>	86 Tim Dwight (13/1/0/0)
LS: 66 Lonie Paxton (13/0/0/0)	71 Russ Hochstein (13/4/0/0)	

*- Player was inactive for last week's game
Rookie and first-year players are underlined

PATRIOTS PRONUNCIATION GUIDE

Monty Beisel.....	BYE-sull	Bethel Johnson	BETH-ull
Matt Cassel	CASTLE	Nick Kaczur	KÄ-zur
Christian Fauria	FOUR-ee-ay	Gene Mruczkowski	merch-KOWSKI
Marquise Hill	mar-KEESE	Adam Vinatieri	vin-a-TERRY
Russ Hochstein.....	HOKE-stine		



THREE-TIME SUPER BOWL CHAMPIONS





2005 ALPHABETICAL ROSTER

December 12, 2005

#	NAME	POS	HT	WT	BORN	YR	COLLEGE	H.S. HOMETOWN
68	Ashworth, Tom	T	6-6	305	10/10/77	4	Colorado	Englewood, Colo.
95	Banta-Cain, Tully	LB	6-2	250	08/28/80	3	California	Sunnyvale, Calif.
52	Beisel, Monty	LB	6-3	238	08/20/78	5	Kansas State	Douglass, Kan.
12	Brady, Tom	QB	6-4	225	08/03/77	6	Michigan	San Mateo, Calif.
83	Branch, Deion	WR	5-9	193	07/18/79	4	Louisville	Albany, Ga.
98	Brown, Chad	LB	6-2	245	07/12/70	13	Colorado	Altadena, Calif.
80	Brown, Troy	WR	5-10	196	07/02/71	13	Marshall	Blackville, S.C.
54	Bruschi, Tedy	LB	6-1	247	06/09/73	10	Arizona	Roseville, Calif.
16	Cassel, Matt	QB	6-4	222	05/17/82	R	Southern California	Northridge, Calif.
58	Chatham, Matt	LB	6-4	250	06/28/77	6	South Dakota	Sioux City, Iowa
34	Cloud, Michael	RB	5-10	205	07/01/75	7	Boston College	Portsmouth, R.I.
59	Colvin, Rosevelt	LB	6-3	250	09/05/77	7	Purdue	Indianapolis, Ind.
18	Davis, Andre'	WR	6-1	195	06/12/79	4	Virginia Tech	Niskayuna, N.Y.
51	Davis, Don	LB	6-1	235	12/17/72	10	Kansas	Olathe, Kan.
28	Dillon, Corey	RB	6-1	225	10/24/74	9	Washington	Seattle, Wash.
86	Dwight, Tim	WR	5-8	180	07/13/75	8	Iowa	Iowa City, Iowa
44	Evans, Heath	FB	6-0	250	12/30/78	5	Auburn	West Palm Beach, Fla.
33	Faulk, Kevin	RB	5-8	202	06/05/76	7	Louisiana State	Carencro, La.
88	Fauria, Christian	TE	6-4	250	09/22/71	11	Colorado	Encino, Calif.
2	Flutie, Doug	QB	5-10	180	10/23/62	12	Boston College	Natick, Mass.
87	Givens, David	WR	6-0	215	08/16/80	4	Notre Dame	Humble, Texas
76	Gorin, Brandon	T	6-6	308	07/17/78	4	Purdue	Muncie, Ind.
82	Graham, Daniel	TE	6-3	257	11/16/78	4	Colorado	Denver, Colo.
97	Green, Jarvis	DL	6-3	290	01/12/79	4	Louisiana State	Donaldsonville, La.
25	Hawkins, Artrell	CB	5-10	190	11/24/76	8	Cincinnati	Johnstown, Pa.
91	Hill, Marquise	DE	6-6	300	08/07/82	2	Louisiana State	New Orleans, La.
27	Hobbs, Ellis	CB	5-9	188	05/16/83	R	Iowa State	DeSoto, Texas
71	Hochstein, Russ	G	6-4	305	10/07/77	5	Nebraska	Hartington, Neb.
53	Izzo, Larry	LB	5-10	228	09/26/74	10	Rice	Houston, Texas
81	Johnson, Bethel	WR	5-11	200	02/11/79	3	Texas A&M	Corsicana, Texas
77	Kaczur, Nick	T	6-4	319	07/28/79	R	Toledo	Brantford, Ontario
90	Klecko, Dan	DL	5-11	275	01/12/81	3	Temple	Colts Neck, N.J.
72	Light, Matt	T	6-4	305	06/23/78	5	Purdue	Greenville, Ohio
70	Mankins, Logan	OL	6-4	307	03/10/82	R	Fresno State	Catheys Valley, Calif.
55	McGinest, Willie	LB	6-5	270	12/11/71	12	Southern California	Long Beach, Calif.
8	Miller, Josh	P	6-4	225	07/14/70	10	Arizona	Rockaway, N.Y.
64	Mruczkowski, Gene	G/C	6-2	305	06/06/80	3	Purdue	Cleveland, Ohio
61	Neal, Stephen	G	6-4	305	10/09/76	4	Cal State-Bakersfield	San Diego, Calif.
35	Pass, Patrick	FB	5-10	217	12/31/77	6	Georgia	Tucker, Ga.
66	Paxton, Lonie	LS	6-2	260	03/13/78	6	Sacramento State	Corona, Calif.
32	Poteat, Hank	CB	5-10	192	08/30/77	4	Pittsburgh	Harrisburg, Pa.
22	Samuel, Asante	CB	5-10	185	01/06/81	3	Central Florida	Ft. Lauderdale, Fla.
36	Sanders, James	S	5-10	207	11/11/83	R	Fresno State	Porterville, Calif.
93	Seymour, Richard	DL	6-6	310	10/06/79	5	Georgia	Gadsden, S.C.
24	Stone, Michael	S	6-0	201	02/13/78	5	Memphis	Southfield, Mich.
4	Vinatieri, Adam	K	6-0	202	12/28/72	10	South Dakota State	Rapid City, S.D.
50	Vrabel, Mike	LB	6-4	261	08/14/75	9	Ohio State	Akron, Ohio
94	Warren, Ty	DL	6-5	300	02/06/81	3	Texas A&M	Bryan, Texas
84	Watson, Benjamin	TE	6-3	253	12/18/80	2	Georgia	Rock Hill, S.C.
75	Wilfork, Vince	DL	6-2	325	11/04/81	2	Miami (Fla.)	Boynton Beach, Fla.
26	Wilson, Eugene	DB	5-10	195	08/17/80	3	Illinois	Merrillville, Ind.
99	Wright, Mike	DL	6-4	295	03/01/82	R	Cincinnati	Cincinnati, Ohio
74	Yates, Billy	G	6-2	305	04/15/80	2	Texas A&M	Fort Worth, Texas

PRACTICE SQUAD

49	Alexander, Eric	LB	6-2	240	02/08/82	2	Louisiana State	Port Arthur, Texas
65	Britt, Wesley	T	6-8	314	11/21/81	R	Alabama	Cullman, Ala.
13	Childress, Bam	WR	5-10	185	03/31/82	R	Ohio State	Warrensville Heights, Ohio
60	Krug, Ryan	G	6-4	304	06/07/82	R	Connecticut	Pine Beach, N.J.
14	Sam, P.K.	WR	6-3	210	02/26/83	2	Florida State	Buford, Ga.
92	Thomas, Santonio	DL	6-4	308	07/02/81	R	Miami (Fla.)	Belle Glade, Fla.
41	Ventrone, Raymond	S	5-10	200	10/21/82	R	Villanova	Pittsburgh, Pa.

HEAD COACH: BILL BELICHICK

ASSISTANTS: Joel Collier, Assistant Secondary; Brian Daboll, Wide Receivers; Ivan Fears, Running Backs; Pepper Johnson, Defensive Line; Eric Mangini, Defensive Coordinator; Pete Mangurian, Tight Ends; Josh McDaniels, Quarterbacks; Harold Nash, Assistant Strength and Conditioning; Matt Patricia, Assistant Offensive Line; Dean Pees, Linebackers; Dante Scarnecchia, Assistant Head Coach/Offensive Line; Brad Seely, Special Teams; Mike Woicik, Strength and Conditioning.



THREE-TIME SUPER BOWL CHAMPIONS





2005 NUMERICAL ROSTER

December 12, 2005

#	NAME	POS	HT	WT	AGE	YR	COLLEGE	HOW ACQ.	P/S/D/I
2	Doug Flutie	QB	5-10	180	43	12	Boston College	FA (SD)-05	2/0/11/0
4	Adam Vinatieri	K	6-0	202	32	10	South Dakota State	FA-96	13/0/0/0
8	Josh Miller	P	6-4	225	35	10	Arizona	FA (PIT)-04	13/0/0/0
12	Tom Brady	QB	6-4	225	28	6	Michigan	D6b-00	13/13/0/0
16	Matt Cassel	QB	6-4	222	23	R	Southern California	D7a-05	1/0/0/12
18	Andre' Davis	WR	6-1	195	26	4	Virginia Tech	TR (CLV)-05	6/3/0/4
22	Asante Samuel	CB	5-10	185	24	3	Central Florida	D4b-03	13/13/0/0
24	Michael Stone	S	6-0	201	27	5	Memphis	FA (STL)-05	10/3/0/0
25	Artrell Hawkins	CB	5-10	190	29	8	Cincinnati	FA (WAS)-05	3/2/0/1
26	Eugene Wilson	DB	5-10	195	25	3	Illinois	D2a-03	13/13/0/0
27	Ellis Hobbs	CB	5-9	188	22	R	Iowa State	D3a-05	13/5/0/0
28	Corey Dillon	RB	6-1	225	31	9	Washington	TR (CIN)-04	10/9/1/2
32	Hank Poteat	CB	5-10	192	28	4	Pittsburgh	FA (CAR)-04	7/0/0/0
33	Kevin Faulk	RB	5-8	202	29	7	Louisiana State	D2-99	5/0/0/8
34	Michael Cloud	RB	5-10	205	30	7	Boston College	FA-05	6/0/0/0
35	Patrick Pass	FB	5-10	217	27	6	Georgia	D7b-00	9/4/0/4
36	James Sanders	S	5-10	207	22	R	Fresno State	D4-05	7/1/0/6
44	Heath Evans	FB	6-0	250	26	5	Auburn	FA (MIA)-05	4/1/0/2
50	Mike Vrabel	LB	6-4	261	30	9	Ohio State	UFA (PIT)-01	13/13/0/0
51	Don Davis	LB	6-1	235	33	10	Kansas	UFA (STL)-03	13/0/0/0
52	Monty Beisel	LB	6-3	238	27	5	Kansas State	UFA (KC)-05	12/5/0/1
53	Larry Izzo	LB	5-10	228	31	10	Rice	UFA (MIA)-01	13/0/0/0
54	Tedy Bruschi	LB	6-1	247	32	10	Arizona	D3-96	7/7/0/0
55	Willie McGinest	LB	6-5	270	34	12	Southern California	D1-94	13/13/0/0
58	Matt Chatham	LB	6-4	250	27	6	South Dakota	CW-00	12/0/0/1
59	Rosevelt Colvin	LB	6-3	250	28	7	Purdue	UFA (CHI)-03	13/8/0/0
61	Stephen Neal	G	6-4	305	29	4	Cal State-Bakersfield	FA-01	13/13/0/0
64	Gene Muczkowski	G/C	6-2	305	25	3	Purdue	FA-03	4/0/0/1
66	Lonie Paxton	LS	6-2	260	27	6	Sacramento State	FA-00	13/0/0/0
68	Tom Ashworth	T	6-6	305	28	4	Colorado	FA-01	11/9/0/2
70	Logan Mankins	OL	6-4	307	23	R	Fresno State	D1-05	13/13/0/0
71	Russ Hochstein	G	6-4	305	28	5	Nebraska	FA-03	13/4/0/0
72	Matt Light	T	6-4	305	27	5	Purdue	D2-01	3/3/0/10
74	Billy Yates	G	6-2	305	25	2	Texas A&M	FA-05	4/0/0/1
75	Vince Wilfork	DL	6-2	325	25	2	Miami (Fla.)	D1a-04	13/13/0/0
76	Brandon Gorin	T	6-6	308	27	4	Purdue	FA-03	9/5/1/3
77	Nick Kaczur	T	6-4	319	26	R	Toledo	D3b-05	12/9/0/1
80	Troy Brown	WR	5-10	196	34	13	Marshall	D8-93	10/2/1/2
81	Bethel Johnson	WR	5-11	200	25	3	Texas A&M	D2b-03	9/1/0/4
82	Daniel Graham	TE	6-3	257	26	4	Colorado	D1-02	10/9/0/3
83	Deion Branch	WR	5-9	193	26	4	Louisville	D2-02	13/13/0/0
84	Benjamin Watson	TE	6-3	253	29	2	Georgia	D1b-04	13/7/0/0
86	Tim Dwight	WR	5-8	180	30	8	Iowa	FA-05	13/1/0/0
87	David Givens	WR	6-0	215	25	4	Notre Dame	D7b-02	10/7/0/3
88	Christian Fauria	TE	6-4	250	34	11	Colorado	UFA (SEA)-02	13/8/0/0
90	Dan Klecko	DL	5-11	275	24	3	Temple	D4a-03	9/0/0/4
91	Marquise Hill	DE	6-6	300	23	2	Louisiana State	D2-04	7/0/0/6
93	Richard Seymour	DL	6-6	310	26	5	Georgia	D1-01	9/9/0/4
94	Ty Warren	DL	6-5	300	24	3	Texas A&M	D1-03	13/13/0/0
95	Tully Banta-Cain	LB	6-2	250	25	3	California	D7b-03	11/0/0/2
97	Jarvis Green	DL	6-3	290	26	4	Louisiana State	D4b-02	13/5/0/0
98	Chad Brown	LB	6-2	245	35	13	Colorado	FA (SEA)-05	12/5/0/1
99	Mike Wright	DL	6-4	295	23	R	Cincinnati	FA-05	11/0/2/0

RESERVE / INJURED

47	Ryan Claridge	LB	6-2	254	24	R	Nevada-Las Vegas	D5-05	-/-/-/-
21	Randall Gay	CB	5-11	186	23	2	Louisiana State	FA-04	5/2/0/4
37	Rodney Harrison	S	6-1	220	32	12	Western Illinois	FA (SD)-03	3/3/0/0
67	Dan Koppen	C	6-2	296	26	3	Boston College	D5-03	9/9/0/0
15	Michael McGrew	WR	6-2	201	23	R	Virginia	FA-05	-/-/-/-
38	Tyrone Poole	CB	5-8	188	33	10	Fort Valley State	UFA (DEN)-03	1/1/0/5
30	Chad Scott	CB	6-1	202	31	9	Maryland	FA (PIT)-05	3/0/0/2
29	Guss Scott	S	5-10	205	23	2	Florida	D3-04	5/2/0/1
23	Duane Starks	CB	5-10	174	31	8	Miami (Fla.)	TR (ARZ)-05	7/6/0/1

HEAD COACH: BILL BELICHICK

ASSISTANTS: Joel Collier, Assistant Secondary; Brian Daboll, Wide Receivers; Ivan Fears, Running Backs; Pepper Johnson, Defensive Line; Eric Mangini, Defensive Coordinator; Pete Mangurian, Tight Ends; Josh McDaniels, Quarterbacks; Harold Nash, Assistant Strength and Conditioning; Matt Patricia, Assistant Offensive Line; Dean Pees, Linebackers; Dante Scarnecchia, Assistant Head Coach/Offensive Line; Brad Seely, Special Teams; Mike Woicik, Strength and Conditioning.

Ages as of Dec. 17, 2005



THREE-TIME SUPER BOWL CHAMPIONS





INSIDE THE NUMBERS

NEON DEION

6

The number of consecutive games in which Deion Branch has recorded exactly five receptions.

70

The number of receptions Branch has recorded in 2005, a number that has set a career high and ranks as the most for a Patriots receiver since Troy Brown recorded 97 catches in 2002.

883

The number of receiving yards Branch has totaled through 13 games, the most for a Patriots receiver since Troy Brown had 890 receiving yards in 2002.

1,087

The number of receiving yards Branch is on pace to total in 2005, a figure that would be the most for a Patriots receiver since Troy Brown had 1,199 yards in 2001.

IN THE RECORD BOOKS

14

The number of rushing yards the Patriots allowed last week against the Bills, the second fewest in franchise history behind only a 2-yard stifling of San Diego on Dec. 17, 1961.

32

The number of first downs the Patriots gained against the Bills last week, setting a team record.

494

The number of total net yards the Patriots gained against Buffalo last week, the second most in team history for a road game, trailing only the 498 total net yards gained at Buffalo on Nov. 23, 1975.

ICE MEN

19-0

Tom Brady's career record as a starter when the game-time temperature is less than 40 degrees (including playoffs).

11

The number of times Brady has not thrown an interception in his 19 starts when the game-time temperature is less than 40 degrees.

34-for-38

Adam Vinatieri's field goal success rate in his last 17 games when the game-time temperature is less than 40 degrees (89.5 percent). The success streak includes a 13-for-14 performance in playoff games and dates back to Dec. 16, 2001.

24-2

The Patriots' record since 1993 when the game-time temperature is 35 degrees or less (.923 winning percentage).

20-1

The Patriots' record since 1993 when the game-time temperature is 34 degrees or less (.952 winning percentage).

14-0

The Patriots' record since 1993 when the game-time temperature is 30 degrees or less.

9-0

The Patriots' all-time record in snowy games in Foxborough. The franchise moved there from Boston in 1971.

HAPPY POST-THANKSGIVING

29-4

Tom Brady's career record in games played on Thanksgiving or later in the NFL season (.879 winning percentage), including playoff games.

19

The number of victories the Patriots have earned in their last 21 post-Thanksgiving games, including playoff games, dating back to the 2002 season finale.

AUTOMATIC ADAM

24

The number of consecutive fourth-quarter field goals Adam Vinatieri has made since missing a 43-yarder in the fourth quarter against the Buffalo Bills on Dec. 8, 2002.

96.8%

Vinatieri's success rate in the second half of games since the 2003 season finale. He has hit 30 of his 31 second-half field goals since that time.

22-for-23

Vinatieri's accuracy numbers since the beginning of the 2001 season when the Patriots are either leading or behind by a touchdown or less.

20

The number of game-winning kicks Vinatieri has converted in his career, including two this season, 12 since the beginning of the 2001 season and two in Super Bowl play.

1,140

The number of points Vinatieri has scored in his career, setting the Patriots' all-time record (Gino Cappelletti ranks second with 1,130 points).

260

The number of successful field goals Vinatieri has made in his career, the most in Patriots history.

157

Consecutive games in which Vinatieri has played, establishing the second longest streak in team history. He trails only Raymond Clayborn's franchise record (161). Vinatieri has not missed a game in his 10-year career.

2005 MILESTONES

1

The number of touchdown receptions Deion Branch needs to set a new single-season career high. He enters this week's game with four scoring grabs, tying a career high that he established in 2004.

7

The number of receptions David Givens needs to set a single-season career high. Givens enters this week's game with 50 receptions and set a career high with 56 receptions in 2004.

4.5

The number of sacks Willie McGinest needs to pass Julius Adams (79.5 sacks) for second place on the team's all-time sacks list.

CONSECUTIVE STREAKS

75

Consecutive games in which Tom Brady has started at quarterback, the longest consecutive starts streak on the team.

35

Consecutive games in which Willie McGinest has started at outside linebacker, the longest consecutive starts streak on the Patriots defense.

46

The number of consecutive games the Patriots have gone without recording back-to-back losses.

15

The number of consecutive games the Patriots have won when the game-time temperature is 35 degrees or less.

256

Consecutive Patriots games televised locally, including preseason, regular-season and postseason games.

123

Consecutive sellouts in Foxborough, including preseason, regular-season and postseason games.

NOTE: All of the above streaks include regular-season games only, unless noted.



THREE-TIME SUPER BOWL CHAMPIONS

