



Gillette Stadium ★ One Patriot Place ★ Foxborough, MA 02035 ★ 508.384.9105 ★ Fax: 508.543.9053 ★ www.patriots.com ★ http://media.patriots.com

## AFC EAST CHAMPS VISIT JETS FOR POST-HOLIDAY CLASH

## MEDIA SCHEDULE

## TUESDAY, DECEMBER 20

Players Off – No Media Availability

## WEDNESDAY, DECEMBER 21

10:45 – 11:10 a.m. Coach Belichick Press Conf.  
(in Media Workroom)  
11:10 – 11:55 a.m. Open Locker Room  
11:45 – 11:55 a.m. Tom Brady Media Availability  
12:00 – 12:15 p.m. Pete Kendall Conference Call  
12:15 – 12:30 p.m. Herm Edwards Conference Call  
Approx. 12:30 p.m. Media Availability at Practice

## THURSDAY, DECEMBER 22

10:45 – 11:10 a.m. Coach Belichick Press Conf.  
(in Media Workroom)  
11:10 – 11:55 a.m. Open Locker Room  
Approx. 12:30 p.m. Media Availability at Practice

## FRIDAY, DECEMBER 23

10:30 – 11:00 a.m. Coach Belichick Press Conf.  
(in Media Workroom)  
11:00 – 11:45 a.m. Open Locker Room  
Approx. 12:00 p.m. Media Availability at Practice

## SATURDAY, DECEMBER 24

No Media Availability

## SUNDAY, DECEMBER 25

Travel to New Jersey – No Media Availability

## MONDAY, DECEMBER 26

9:00 p.m. Patriots at New York Jets

## 2005 PATRIOTS SCHEDULE

Thurs., Sept. 8	Oakland	W	30-20
Sun., Sept. 18	at Carolina	L	17-27
Sun., Sept. 25	at Pittsburgh	W	23-20
Sun., Oct. 2	San Diego	L	17-41
Sun., Oct. 9	at Atlanta	W	31-28
Sun., Oct. 16	at Denver	L	20-28
Sun., Oct. 23	BYE WEEK		
Sun., Oct. 30	Buffalo	W	21-16
Mon., Nov. 7	Indianapolis	L	21-40
Sun., Nov. 13	at Miami	W	23-16
Sun., Nov. 20	New Orleans	W	24-17
Sun., Nov. 27	at Kansas City	L	16-26
Sun., Dec. 4	N.Y. Jets	W	16-3
Sun., Dec. 11	at Buffalo	W	35-7
Sat., Dec. 17	Tampa Bay	W	28-0
Mon., Dec. 26	at N.Y. Jets	9:00	ABC
Sun., Jan. 1	Miami	1:00	CBS

## AFC STANDINGS

Teams	W	L	T	Pct.	PF	PA
Indianapolis*	13	1	0	.929	409	206
Denver%	11	3	0	.786	350	248
Cincinnati^	11	3	0	.786	391	276
<b>NEW ENGLAND^</b>	<b>9</b>	<b>5</b>	<b>0</b>	<b>.643</b>	<b>322</b>	<b>289</b>
Jacksonville	10	4	0	.714	283	236
Pittsburgh	9	5	0	.643	313	237
San Diego	9	5	0	.643	404	269
Kansas City	8	6	0	.571	346	315

\*Clinched division title, first-round bye and homefield advantage

^Clinched division title (guaranteed one of the top four playoff seeds)

%Clinched playoff berth

## NEW ENGLAND PATRIOTS (9-5) at NEW YORK JETS (3-11)

Monday, December 26, 2005 ★ Giants Stadium (80,062) ★ 9:00 p.m. EST

The 2005 AFC East Champion New England Patriots will head to the Meadowlands to face the New York Jets on *Monday Night Football* on Dec. 26. With their playoff berth secure, the Patriots will hope to build on the momentum that they have built while winning five of their last six games by coming up with a solid effort on the road against a division rival.

## BROADCAST INFORMATION

**TELEVISION:** This week's game will be broadcast to a national audience by ABC Sports and can be seen in Boston on WCVB Channel 5. **Al Michaels** will handle play-by-play duties and will be joined in the booth by analyst **John Madden**. Reporter **Michele Tafoya** will contribute analysis from the sidelines.

**RADIO:** WBCN 104.1 FM is the flagship station for the Patriots Rock Radio Network. A complete listing of the network's 36 stations can be found in this press release. Play-by-play broadcaster **Gil Santos** is in his 29th season as the voice of the Patriots and will call the action along with Patriots Hall of Famer **Gino Cappelletti**. Santos and Cappelletti are celebrating their 22nd season as a broadcast tandem.

## DOMINATING DEFENSE

Over their last three games, the Patriots have allowed a total of just 10 points, setting a franchise record for the fewest number of points allowed during any three-game span. New England's defense has allowed just one touchdown and one field goal in the month of December, and has allowed an average of just 11.5 points per game in its last six contests dating back to Nov. 13. One of the keys to the Patriots' defensive dominance has been their ability to shut down the run, allowing an average of just 28.3 rushing yards per game in their last three contests.

## FEWEST POINTS ALLOWED, THREE-GAME SPAN / PATRIOTS HISTORY

Points	Dates	Opponents (Scores)
10	12/04/05 – 12/17/05	vs. NYJ (16-3), at BUF (35-7), vs. TB (28-0)
17	09/29/74 – 10/13/74	vs. LA(N) (20-14), vs. BAL (Colts) (42-3), at NYJ (24-0)
17	12/26/04 – 01/16/05	at NYJ (23-7), vs. SF (21-7), vs. IND* (20-3)
19	12/12/93 – 12/26/93	vs. CIN (7-2), at CLE (20-17), vs. IND (38-0)
20	12/20/87 – 09/04/88	at BUF (13-7), at MIA (24-10), vs. NYJ (28-3)
22	12/22/97 – 01/03/98	at MIA (14-12), vs. MIA* (17-3), at PIT* (6-7)
22	10/12/03 – 10/26/03	vs. NYG (17-6), at MIA (19-13), vs. CLV (9-3)

\*Playoffs

## HOT WHEN IT'S COLD

The weather may turn cold late in the NFL season, but in recent years the Patriots have remained red hot. New England has historically responded well to the cold, compiling a 20-1 record since 1993 when the temperature is 34 degrees or less. And when it gets even colder the Patriots get even better – they're 14-0 since 1993 when it's 30 degrees or less. New England has also won 15 straight games when it's been 35 degrees or less. Additionally, quarterback Tom Brady has been perfect in cold conditions, going 20-0 as a starter when it's below 40 degrees.

## PATRIOTS MEDIA WEB SITE

The Patriots' media-only Web site, located at <http://media.patriots.com>, will be updated for registered users throughout the season with all the latest media information, schedules, rosters and press releases. In addition to up-to-date information, the site's archives allow access to all of the Patriots media materials dating back to the 2002 season.

## MEDIA RELATIONS CONTACTS

**Stacey James**.....Exec. Director of Media Relations.....[staceyj@patriots.com](mailto:staceyj@patriots.com) ..508-384-9105  
**Casey O'Connell**...Asst. Director of Media Relations .....[caseyo@patriots.com](mailto:caseyo@patriots.com) ..508-384-9111  
**Michelle Murphy**..Media Relations Coordinator.....[michellel@patriots.com](mailto:michellel@patriots.com) ..508-384-9119  
**Jared Puffer**.....Media Relations Assistant.....[jaredp@patriots.com](mailto:jaredp@patriots.com) ..508-384-9195



THREE-TIME SUPER BOWL CHAMPIONS





# PATRIOTS VS. JETS

## SERIES HISTORY

The Patriots and Jets will meet for the 92nd time since the series between the AFC East rivals began in 1960. The Patriots have won five straight and seven of the last eight games between the teams, including sweeps in each of the last two years. New England could complete its third consecutive series sweep with a victory. The Jets hold an overall edge in the series, but the Patriots lead the series 14-9 since Robert Kraft purchased the team in 1994. With their 92nd meeting this week, the Jets tie the Buffalo Bills as the most frequent opponent in Patriots history. New England's 43 victories over the Jets (including one playoff win) are tied for the second most over any single opponent, trailing only Buffalo (51 all-time wins). Including one playoff victory, the Patriots are 13-9 against the Jets at the Meadowlands. New England has been victorious in each of its last four road games against the Jets.



A complete listing of the first 90 games between the New England Patriots and the New York Jets can be found on page 363 of the 2005 Patriots Media Guide. In addition to those games, the Patriots also defeated New York 16-3 at Gillette Stadium on Dec. 4, 2005.

## SERIES BREAKDOWN

**New York 47, New England 42, 1 Tie**

(Not including New England 1, New York 0 in Playoffs)

**Home Record.....23-22-1**

Record in Foxborough.....19-16

Gillette Stadium.....3-1

Foxboro Stadium.....16-15

Record in Boston.....4-5-1

B.U. Field.....2-1

Fenway Park.....1-2-1

B.C. Alumni Stadium.....1-1

Harvard Stadium.....0-1

Record in Birmingham, Alabama.....0-1

**Away Record.....19-25 (1-0 in playoffs)**

Giants Stadium.....12-9 (1-0 playoffs)

Shea Stadium.....5-14

Polo Grounds.....2-2

Total Points (Reg. Season Only)..... Patriots 1,961, Jets 1,954

Longest winning streak.....6 games (12/4/94 - 9/14/97)

Longest losing streak.....9 games (12/17/66 - 11/22/70)

Seasonal Sweeps..... Jets 14 (most recent '00), Patriots 11 ('04)

Bill Belichick vs. N.Y. Jets.....8-5 (7-4 with New England)

Herm Edwards vs. New England.....2-7

## TALE OF THE TAPE

2005 Regular Season	New England	New York
Record	9-5	3-11
Divisional Standing	1st	4th
Total Yards Gained	5,052	3,583
Total Offense (Rank)	360.9 (8)	255.9 (28)
Rush Offense	93.3 (24)	85.6 (31)
Pass Offense	267.6 (2)	170.4 (27)
Points Per Game	23.0 (10)	13.5 (32)
Total Yards Allowed	4,734	4,288
Total Defense	338.1 (27)	306.3 (11)
Rush Defense	99.4 (6)	133.9 (28)
Pass Defense	238.7 (30)	172.4 (3)
Points Allowed/Game	20.6 (18)	21.3 (T-19)
Possession Avg.	30:00	27:22
Sacks Allowed/Yards Lost	24/184	45/288
Sacks Made/Yards	27/182	25/164
Interceptions By	9	16
Penalties Against/Yards	100/846	83/692
Punts/Avg.	71/44.8	67/43.5
Takeaway/Giveaway Ratio	-7	-8

## BEAST OF THE EAST

New England has won 14 of its last 15 divisional games and owns the best record among AFC East teams in division games since the beginning of the 2001 season (24-6). The New York Jets rank second with a 14-16 record and Miami is third with a 14-17 mark. Buffalo has a 10-21 record. In their last 27 divisional games, the Patriots are 23-4.

## PATRIOTS-JETS QUICK HITS

- Only one player on the Jets' 53-man roster (FB Jerald Sowell) remains with the team from the time when Patriots head coach Bill Belichick served as New York's assistant head coach/secondary (1997-99). Four Jets currently on injured reserve were also with the team when Belichick was there (C Kevin Mawae, OT Jason Fabini, RB Curtis Martin and WR Wayne Chrebet).
- Two members of the Jets coaching staff are former Patriots players: defensive backs coach Corwin Brown (a Patriots safety from 1993-96) and assistant running backs/assistant special teams coach Sam Gash (a Patriots fullback from 1992-97).

## PASSING PERFORMANCES

Tom Brady owns a 7-1 record against the Jets as a starting quarterback. Brooks Bollinger is 0-1 against the Patriots. Additionally, Jay Fiedler (4-4) and Vinny Testaverde (5-8) have each started games against the Patriots in their careers.

### Tom Brady vs. New York Jets (7-1 as a starter)

Date	A	C	Yd	%	TD	I	Rating	W/L	Score
09/23/01	10	5	46	.500	0	0	62.9	Did Not Start	
12/02/01	28	20	213	.714	0	0	93.3	W	17-16
09/15/02	35	25	269	.714	2	1	100.8	W	44-7
12/22/02	37	19	133	.514	1	1	57.6	L	17-30
09/21/03	25	15	181	.600	0	0	82.3	W	23-16
12/20/03	25	15	138	.600	2	0	101.8	W	21-16
10/24/04	29	20	230	.690	1	0	104.1	W	13-7
12/26/04	32	21	264	.656	2	0	112.0	W	23-7
12/04/05	37	27	271	.730	0	0	93.4	W	16-3
<b>Totals</b>	<b>258</b>	<b>167</b>	<b>1746</b>	<b>.647</b>	<b>8</b>	<b>2</b>	<b>91.5</b>	<b>7-1</b>	

### Brooks Bollinger vs. New England (0-1)

Date	A	C	Yd	%	TD	I	Rating	W/L	Score
12/04/05	37	15	135	.405	0	1	39.8	L	3-16

### Jay Fiedler vs. New England (4-4)

Date	A	C	Yd	%	TD	I	Rating	W/L	Score
09/24/00	24	12	153	.500	1	2	49.5	W	10-3
12/24/00	45	30	264	.667	1	0	89.5	W	27-24
10/07/01	21	11	87	.524	1	1	59.0	W	30-10
12/22/01	37	21	320	.568	1	0	94.4	L	13-20
10/06/02	27	17	190	.630	2	0	108.5	W	26-13
12/29/02	25	11	110	.440	1	0	70.4	L	24-27
10/19/03	35	20	230	.571	1	2	62.8	L	13-19
12/07/03	31	13	111	.419	0	2	25.1	L	0-12
<b>Totals</b>	<b>245</b>	<b>135</b>	<b>1465</b>	<b>.551</b>	<b>8</b>	<b>7</b>	<b>71.9</b>	<b>4-4</b>	

### Vinny Testaverde vs. New England (5-8 regular season, 1-0 playoffs)

Date	A	C	Yd	%	TD	I	Rating	W/L	Score
12/11/88	19	10	145	.526	1	1	73.4	L	7-10
12/19/93	31	21	297	.677	2	2	93.1	L	17-20 ot
01/01/95*	30	20	268	.667	1	0	106.0	W	20-13
09/03/95	29	20	254	.690	2	1	104.7	L	14-17
10/06/96	45	29	353	.644	3	1	101.4	L	38-46
10/19/98	32	22	294	.688	3	0	128.9	W	24-14
12/27/98	27	17	179	.630	4	1	106.3	W	31-10
09/12/99	15	10	96	.667	1	1	78.8	L	28-30
09/11/00	37	16	281	.432	3	1	85.5	W	20-19
10/15/00	23	15	139	.652	0	0	81.6	W	34-17
09/23/01	28	16	137	.571	0	0	70.1	W	10-3
12/02/01	32	18	172	.581	1	2	55.7	L	16-17
09/15/02	23	15	150	.652	1	1	80.0	L	7-44
09/21/03	43	25	264	.581	1	1	74.2	L	16-23
<b>Reg. Season</b>	<b>384</b>	<b>234</b>	<b>2761</b>	<b>.609</b>	<b>22</b>	<b>12</b>	<b>88.9</b>	<b>5-8</b>	
<b>Postseason</b>	<b>30</b>	<b>20</b>	<b>268</b>	<b>.677</b>	<b>1</b>	<b>0</b>	<b>106.0</b>	<b>1-0</b>	
<b>Totals</b>	<b>414</b>	<b>254</b>	<b>3029</b>	<b>.614</b>	<b>23</b>	<b>12</b>	<b>90.1</b>	<b>6-8</b>	



THREE-TIME SUPER BOWL CHAMPIONS





# PATRIOTS VS. JETS

## SOLID DOWN THE STRETCH

Over the last four seasons, the Patriots have stepped things up a notch as the calendar has flipped to November. Since 2001, New England has done a remarkable job of finishing the season strong, compiling a 44-7 (.863) record after Nov. 1, including playoff games. In fact, since the 2003 season, the Patriots are 27-3 (.900) in games played in November or later, and New England has won 28 of its last 31 games post-Nov. 1. Their record in such games is the best in the NFL since 2001.

### PATRIOTS BEFORE AND AFTER NOV. 1, SINCE 2001

Season	Pre-11/1	Post-11/1	Totals
2001.....	3-4.....	11-1.....	14-5*
2002.....	3-4.....	6-3.....	9-7
2003.....	6-2.....	11-0.....	17-2*
2004.....	6-1.....	11-1.....	17-2*
2005.....	4-3.....	5-2.....	9-5
<b>Totals</b>	<b>22-14 (.611)</b>	<b>44-7 (.863)</b>	<b>66-21</b>

\*-Includes Playoffs

### NFL'S BEST RECORDS AFTER NOVEMBER 1, SINCE 2001

Team	W	L	T	Pct.
<b>New England Patriots</b>	<b>44</b>	<b>7</b>	<b>0</b>	<b>.863</b>
Pittsburgh Steelers	34	15	1	.690
Philadelphia Eagles	37	17	0	.685
Green Bay Packers	31	17	0	.646
Indianapolis Colts	32	18	0	.640
Seattle Seahawks	28	18	0	.609
St. Louis Rams	28	20	0	.583
Tennessee Titans	25	20	0	.556
Denver Broncos	22	19	0	.537

## ICE MEN

New England has won 15 consecutive games when the kickoff temperature has been 35 degrees or colder, including two such wins this season. The Patriots are 24-2 (.923) since 1993 when the kickoff temperature is 35 degrees or colder. The last time the Patriots lost a game in temperatures of 35 degrees or below was on Dec. 24, 2000, when they dropped a 27-24 decision to Miami on a 31-degree day at Foxboro Stadium. Also since 1993, the Patriots are 20-1 when the temperature is 34 degrees or colder, and 14-0 when it's 30 degrees or colder. Additionally, Tom Brady is 20-0 as a starter when the temperature is less than 40 degrees.

### COLDEST GAMES SINCE 1993 (24-2)

Includes all games played in temperatures of 35 degrees or colder

Date	Opp.	Temp	Notes	W/L	Score
01/10/04	TEN*	4	Wind Chill -10	W	17-14
01/23/05	at PIT*	11	Wind Chill -1	W	41-27
12/26/93	IND	19	Wind Chill -1	W	38-0
12/21/96	at NYG	24	Wind Chill 17	W	23-22
01/16/05	IND*	25	Snow	W	20-3
12/14/03	JAX	25	Wind Chill 16	W	27-13
01/19/02	OAK*	25	Snow	W	16-13 ot
<b>12/05/05</b>	<b>NYJ</b>	<b>26</b>	<b>Light Snow</b>	<b>W</b>	<b>16-3</b>
12/10/95	NYJ	26	Wind Chill 12	W	31-28
01/12/97	JAX*	27	Wind Chill 11	W	20-6
12/07/03	MIA	28	Wind Chill 17	W	12-0
<b>12/11/05</b>	<b>at BUF</b>	<b>30</b>	<b>Light Snow</b>	<b>W</b>	<b>35-7</b>
12/26/04	at NYJ	30	Wind Chill 21	W	23-7
12/20/03	at NYJ	30	Wind Chill 20	W	21-16
12/24/00	MIA	31	Wind Chill 22	L	24-27
01/02/05	SF	32	Wind Chill 27	W	21-7
01/18/04	IND*	32	Light Snow	W	24-14
11/16/03	DAL	33	Cloudy and calm	W	12-0
11/26/95	at BUF	33	Flurries	W	35-25
12/16/01	at BUF	34	Wind Chill 25	W	12-9 ot
12/12/93	CIN	34	Wind Chill 23	W	7-2
11/03/03	at DEN	35	Foggy	W	30-26
12/17/00	at BUF	35	Snow/W.Chill 23	W	16-13 ot
11/23/97	MIA	35	Flurries/Drizzle	W	27-24
12/28/97	MIA*	35	Wind Chill 25	W	17-3
01/01/95	at CLE*	35	Wind Chill 25	L	13-20

\*-playoffs

## DOMINANT IN DECEMBER

The Patriots have recorded a perfect 3-0 mark so far in the month of December and could close out the month with an undefeated 4-0 mark with a victory this week over the Jets. Since 2001, the Patriots are 16-3 (.842) in the final month of the year, including an 11-1 (.917) mark in their last dozen December games. Since Bill Belichick became head coach in 2000, the Patriots have recorded an 18-5 (.783) record in December. Their record in the 12th month is indicative of how New England has saved their best football for the end of the season in recent years. Since 2001, the Patriots are 44-7 (.863) in games played on Nov. 1 or later in the season, including a 30-4 (.882) post-Thanksgiving mark. **The Patriots have not lost a game played after Christmas Day since the 1999 season, when they dropped a 13-10 decision in overtime at Buffalo on Dec. 26, 1999. Since then, they are 15-0 in games played later than Dec. 25 (including 9-0 in the playoffs).**

## TOM ON TURF

- Tom Brady has compiled a career record of 13-1 as a starter in games played on artificial turf. His only loss came on Sept. 7, 2003 at Buffalo's Ralph Wilson Stadium.
- In his 14 previous starts on artificial turf, Brady has thrown 27 touchdowns and just 12 interceptions.
- Brady will start his third game of the year on turf. In his first start on turf this season (at Atlanta 10/9), he posted a season-best 140.4 passer rating and completed 81.5 percent of his passes (22-27) for 350 yards and three touchdowns. He later completed 76.3 percent of his passes (29-38) at Buffalo on Dec. 11, totaling 329 yards and a 97.4 rating in a snowstorm.

## LAST TIME: PATRIOTS 16, JETS 3

December 4, 2005 ★ Gillette Stadium (Att: 68,756)

	1	2	3	4	Final
<b>New York Jets</b>	0	3	0	0	— 3
<b>New England Patriots</b>	0	6	7	3	— 16

The Patriots improved to 7-5 on the season with a 16-3 victory over the New York Jets in snowy Foxborough. The Patriots controlled the clock by taking command in the running game on both sides of the ball. New England's rushers totaled a then season-high 146 rushing yards, while the Patriots defense allowed a then season-low 41 rushing yards. Running back Corey Dillon returned to action after missing two games and scored the game's only touchdown, a 1-yard plunge in the third quarter that gave the Patriots a 13-3 lead. New England added three field goals from Adam Vinatieri to round out the scoring.

## LAST TIME ON THE ROAD: PATRIOTS 23, JETS 7

December 26, 2004 ★ Giants Stadium (Att: 77,975)

	1	2	3	4	Final
<b>New England Patriots</b>	0	13	3	7	— 23
<b>New York Jets</b>	0	0	0	7	— 7

The Patriots clinched a first-round playoff bye with a 23-7 victory over the New York Jets at Giants Stadium in East Rutherford, N.J. New England's all-around solid effort allowed it to score the game's first 23 points and hold on for a key late-season victory against its divisional foe.

Tom Brady turned in a top-notch performance, completing 12-of-32 passes for 264 yards and two touchdowns with no interceptions. Corey Dillon set a franchise record and a personal career high for single-season rushing yards, scampering for 89 yards on 29 carries.

On defense, the Patriots forced three New York turnovers and held Curtis Martin, who entered the game as the NFL's leading rusher, to his lowest output of the season by far — just 33 yards on 13 carries. Tedy Bruschi and Eugene Wilson each came up with valuable interceptions, while Roosevelt Colvin notched a sack and a forced fumble.



THREE-TIME SUPER BOWL CHAMPIONS







# PATRIOTS VS. JETS

## CONNECTIONS

### FORMER PATRIOTS/JETS

- Patriots head coach **Bill Belichick** was the Jets' assistant head coach/secondary for three seasons (1997-99).
- As head coach of the Cleveland Browns, Belichick hired **Mike Tannenbaum** as a personnel intern. He is now the Jets' senior vice president/football operations and assistant general manager. Tannenbaum attended high school in Needham, Mass.
- Defensive line coach **Pepper Johnson** played for two seasons with the Jets before retiring in 1999. In his first season with the Jets, he was voted captain before the start of the regular season.
- Defensive coordinator **Eric Mangini** served as the Jets defensive assistant/quality control coach from 1997-99.
- Special teams coach **Brad Seely** held the same position with the Jets in 1994.
- Patriots Vice President of Player Personnel **Scott Pioli** was the director of pro personnel for the Jets from 1997-1999.
- Jets director of physical development **Markus Paul** was the Patriots' assistant strength and conditioning coach from 2000-04.
- Jets cornerback **Ty Law** was drafted by New England in the first round (23rd overall) of the 1995 NFL Draft and played for the Patriots from 1995-2004 and is tied with Raymond Clayborn for the club record with 36 career regular-season interceptions. Law set a club record with seven interceptions returned for touchdowns, including a 47-yard return for a score in Super Bowl XXXVI.
- Jets running back **Curtis Martin** was originally drafted by the Patriots in the third round (74th overall) of the 1995 NFL Draft and played for the Patriots from 1995-97. While with New England, Martin played on the same team as current Patriots **Troy Brown**, **Willie McGinest**, **Tedy Bruschi** and **Adam Vinatieri** in addition to Jets cornerback **Ty Law**. Additionally, Patriots Head Coach **Bill Belichick** was the Patriots' assistant head coach/secondary in 1996.
- Jets quarterback **Kliff Kingsbury** was drafted in the fifth round (201st overall) by the Patriots in the 2003 NFL Draft. Kingsbury spent the 2003 season with the Patriots on injured reserve and was released following 2004 training camp.
- Jets defensive backs coach **Corwin Brown** played safety for the Patriots from 1993-96.
- Jets assistant running backs/assistant special teams coach **Sam Gash** played fullback for the Patriots from 1992-97.
- Patriots linebacker **Don Davis** originally signed with the Jets as a rookie free agent in the spring of 1995.

### HOMETOWN OR COLLEGE TIES

- Patriots defensive lineman **Dan Klecko's** father, **Joe Klecko**, was a four-time Pro Bowl defensive tackle for the Jets from 1977-87. Dan Klecko grew up in New Jersey and attended Marlboro (N.J.) High School.
- Patriots punter **Josh Miller** attended high school in East Brunswick, N.J. and was born in Rockaway, N.Y.
- Jets guard **Pete Kendall** attended Boston College in Chestnut Hill, Mass.
- Jets assistant to the head coach/running backs coach **Dick Curi** was the quarterbacks coach at Boston College from 1989-91.
- Jets offensive line coach **Doug Marrone** was the offensive line coach at Northeastern University in 1994.
- Jets quarterback **Jay Fiedler** attended Dartmouth College in Hanover, N.H.

### FORMER NFL TEAMMATES

- Jets quarterback **Vinny Testaverde** started 31 games at quarterback for the Cleveland Browns from 1993-95, when **Bill Belichick** was the team's head coach.
- Patriots linebacker **Monty Beisel** and Jets running back **Derrick Blaylock** were teammates with the Kansas City Chiefs for four years from 2001-04. Beisel was Kansas City's fourth-round pick in the 2001 draft and Blaylock was the Chiefs' fifth-round selection that season. Patriots running back
- Patriots special teams captain **Larry Izzo** and Jets quarterback **Jay Fiedler** were teammates while both were with the Miami Dolphins in 2000.
- Patriots wide receiver **Andre' Davis** and Jets linebacker **Barry Gardner** were teammates with the Cleveland Browns in 2003 and 2004.
- Patriots safety **Michael Stone** played for the Arizona Cardinals with Jets cornerback **David Barrett** and Jets guard **Pete Kendall** for three seasons from 2001-03.
- Patriots quarterback **Doug Flutie** and Jets defensive lineman **Kenyatta Wright** were both members of the Buffalo Bills in 2000.
- Patriots special teams captain **Larry Izzo** played for the Miami Dolphins from 1996-2000, during which time Jets assistant head coach/special teams coordinator **Mike Westhoff** was the Dolphins' special teams coach. Izzo earned his first Pro Bowl berth under Westhoff's tutelage in 2000. Additionally, Jets offensive coordinator **Mike Heimerdinger** held the same position at Rice University during Izzo's freshman and sophomore seasons at Rice (1992-93), and Jets tight ends coach **John Zernhelt** was Rice's offensive line coach during those seasons.

### FORMER COLLEGE TEAMMATES

- Patriots nose tackle **Vince Wilfork** and Jets linebacker **Jonathan Vilma** were four-year teammates on the University of Miami defense from 2000-03.
- Patriots quarterback **Tom Brady**, Jets guard **Jonathan Goodwin**, Jets fullback **B.J. Askew** and Jets linebacker **Victor Hobson** were teammates at the University of Michigan in 1999.
- Patriots wide receiver **David Givens** and Jets defensive lineman **Lance Legree** were teammates at Notre Dame from 1998-2000.
- Patriots safety **Eugene Wilson** and Jets guard **Brandon Moore** were four-year teammates at the University of Illinois from 1999-2002.
- Patriots wide receiver **Deion Branch** and Jets rookie safety **Kerry Rhodes** were teammates at the University of Louisville in 2001.

### MILESTONES/MISC.

- Patriots cornerback **Asante Samuel** recorded his first career interception when he picked off Jets quarterback **Vinny Testaverde** and returned it 55 yards for the game-winning touchdown on Sept. 21, 2003.
- Patriots running back **Kevin Faulk** set a career-high with a 95-yard kickoff return vs. the Jets (11/15/99). It was the eighth longest return – and the longest non-scoring return – in franchise history.
- Patriots quarterback **Doug Flutie** played for the New Jersey Generals of the USFL in 1985 and played his home games at Giants Stadium, the home field of the Jets.



THREE-TIME SUPER BOWL CHAMPIONS





# LAST WEEK: PATRIOTS 28, BUCCANEERS 0

## PATRIOTS 28, BUCCANEERS 0

December 17, 2005 ★ Gillette Stadium (Att: 68,756)

	1	2	3	4	Final
<b>Tampa Bay Buccaneers</b>	0	0	0	0	— 0
<b>New England Patriots</b>	7	14	0	7	— 28

The Patriots produced their most complete game of the season, recording a 28-0 shutout over the Buccaneers in Foxborough. Tampa Bay came into the game with a 9-4 record, but the Patriots jumped out to a 7-0 lead on their first possession of the game and never looked back. With the victory, New England clinched its third consecutive AFC East title, winning its division for the fourth time in the last five years and for the sixth time in the 12 seasons since Robert Kraft purchased the team in 1994.

New England's defense controlled the game, recording seven sacks of Bucs signal caller Chris Simms while holding Tampa to just 30 total rushing yards. The Patriots did not allow the Bucs to penetrate deeper than New England's 33-yard line as they never mounted a serious scoring chance.

On offense, Tom Brady threw for three touchdowns and compiled a 122.8 passer rating, completing 20 of 31 passes for 258 yards. David Givens led New England's receiving corps with a career-high 137 yards on six catches, including a touchdown, while Corey Dillon scored a rushing touchdown and also added a receiving score.

### SHUTOUT EFFORT

The Patriots shut out the Buccaneers 28-0, marking the first shutout for New England since it defeated the Buffalo Bills 31-0 on Dec. 27, 2003. The shutout of Tampa Bay was the fourth shutout for the Patriots since Bill Belichick became head coach in 2000. The other shutouts all came at Gillette Stadium during the 2003 season (12-0 vs. DAL on 11/16/03; 12-0 vs. MIA on 12/7/03; 31-0 vs. BUF on 12/27/03).

### SPREADING THE WEALTH

With touchdown receptions by Tom Ashworth and Corey Dillon against Tampa Bay, the Patriots now have had 12 players catch at least one touchdown pass this season, setting a franchise record. That mark bested the old record of 11 players catching a scoring pass, set in 2002. New England's dozen scorers of receiving touchdowns break down as follows: 6 wide receivers; 3 tight ends; 1 running back; 1 linebacker; 1 offensive tackle.

### CAREER DAY FOR GIVENS

David Givens recorded a career-high 137 yards and a touchdown on six receptions against Tampa Bay, besting his previous high of 130 yards at Pittsburgh on Sep. 25, 2005. It was his second 100-yard game this season and the sixth of his career. He got off to a strong start in the first quarter, with two receptions over 30 yards—a 32-yarder in the Patriots' first possession of the game and a 32-yard catch on the first play of the second possession. He added a 37-yard catch in the fourth quarter, and now has 56 receptions on the year — tying his career high set in 2004.

### COREY SCORES

Corey Dillon scored two touchdowns — one rushing and one receiving — bringing his team-leading touchdown total to 11 (10 rushing, 1 receiving). He scored his first touchdown of the day on a 3-yard run in the second quarter that gave the Patriots a 14-0 lead. His 2-yard touchdown reception in the fourth quarter to make the score 28-0 marked the first touchdown reception by a Patriots running back this season. The touchdowns give Dillon 67 career rushing touchdowns and seven career receiving touchdowns. Dillon has 22 rushing scores and two receiving scores since joining the Patriots prior to the 2004 season. Dillon has now scored 24 touchdowns in 26 regular-season games with the Patriots. Dillon's 22 rushing touchdowns as a Patriot moves him ahead of Antowain Smith for sixth place in franchise history.

### TOUCHDOWN TOMMY

Offensive tackle Tom Ashworth lined up as an eligible receiver and caught a 1-yard touchdown pass from Tom Brady in the first quarter, giving the Patriots a 7-0 lead. Ashworth began his college career as a tight end at the University of Colorado before switching to offensive tackle in the fifth game of his junior season. Ashworth became the 11th player to catch a touchdown pass for the Patriots this season.

### BRADY SETS CAREER HIGH

With his 27-yard completion to Tim Dwight in the second quarter, Tom Brady set a new career high for passing yardage in a season. The two-time Super Bowl MVP's season total stood at 3,771 yards following the completion to Dwight, besting his previous career high of 3,764 yards (2002). The sixth-year signal leads the NFL with 3,888 yards and is on pace to throw for 4,443 yards this season, a number that would rank second in franchise history behind Drew Bledsoe's 4,555 yards in 1994.

### BRILLIANT BRADY

Tom Brady's three passing touchdowns marked his 18th career game in which he has thrown three or more touchdowns, including the playoffs. In those games, Brady boasts a stellar 17-1 record, with his only loss coming against Indianapolis on Nov. 7, 2005. In his career, Brady has thrown for multiple touchdowns (2 or more) 42 times, and has amassed a 37-5 record in those games, including the playoffs. Brady compiled a passer rating of 122.8, raising his career record to 31-1 (including playoffs) when he records a rating of 100.0 or better.

### SACK ATTACK

The Patriots recorded seven sacks against Tampa Bay, recording their highest sack total of the season and the most sacks since the Patriots dropped Philadelphia quarterback Donovan McNabb eight times on Sep. 14, 2003. The Patriots' previous single-game high in 2005 was four sacks against Pittsburgh on Sept. 25.

### COLVIN'S ON FIRE

Rosevelt Colvin continued his streak of solid play, recording a sack for his fourth consecutive game. Colvin's 8-yard sack of Chris Simms on the first play of the second quarter raised his team-leading season total to 6.5 sacks. Colvin has now recorded 13.5 sacks since joining the Patriots prior to the 2003 season, a period over which he has started 12 of 32 games.

### TEDY BRUSCHI

With his two sacks against Tampa Bay, Tedy Bruschi registered his fourth career multiple-sack game. Bruschi recorded his first sack of the season when he dropped Chris Simms for an 11-yard loss in the third quarter. Bruschi forced Simms to fumble on the play, but the Buccaneers were able to recover the ball. In the fourth quarter, Bruschi dropped Simms for an 8-yard sack on first down. His two sacks brought his career regular-season sack total to 28.5. The Patriots are now 22-2 in the 24 regular-season games in which Bruschi has recorded at least one sack.

### POINTS OFF TURNOVERS

Mike Vrabel sacked Chris Simms for an 8-yard loss in the second quarter and forced him to fumble on the play. Willie McGinest recovered the ball, giving the Patriots possession on Tampa's 27-yard line. New England proceeded to convert the turnover into a touchdown (a 16-yard toss from Tom Brady to David Givens that gave the Patriots a commanding 21-0 lead). On Dec. 11 in Buffalo, the Patriots scored touchdowns following all three of their forced turnovers. New England has now scored touchdowns following four straight turnovers and has reached the end zone following five of their last six turnovers, dating back to their game at Kansas City on Nov. 27.



THREE-TIME SUPER BOWL CHAMPIONS



# Gillette STADIUM™

## HOME OF THE THREE-TIME SUPER BOWL CHAMPIONS

Overall record at Gillette Stadium: 29-5



The Patriots and their fans at Gillette Stadium have established one of the biggest home-field advantages in the country. Since its Grand Opening on Sept. 9, 2002, the Patriots have compiled a 29-5 record at their privately financed, state-of-the-art stadium. Patriots fans have embraced the team's new home with unprecedented fervor, using the most fan-friendly venue in the region to express their passion for the Patriots and spur the team on to unparalleled success. In the three-plus seasons that New England has called Gillette Stadium home, the Patriots have won two AFC East titles, hosted the second AFC Championship Game in franchise history and are 3-0 in home playoff games.

### HOME SWEET HOME

The Patriots have recorded a 29-5 (.853) all-time record at Gillette Stadium, including regular-season and postseason games. New England has won 25 of its last 27 regular-season and postseason contests at home.

### HOMELAND DEFENSE

New England's .853 home winning percentage is the highest of any NFL team since Gillette Stadium opened in time for the 2002 season. The Patriots achieved perfect 8-0 regular-season home records in 2003 and 2004 and have also notched a 3-0 home playoff record at Gillette Stadium. New England won a franchise-record 21 consecutive home games between 2002 and 2005. Below is a list of the NFL's top home records (including regular-season and playoff games) since the Patriots moved into Gillette Stadium in time for the 2002 season.

#### TOP NFL HOME RECORDS SINCE 2002

Team	W	L	T	Pct.	PF	PA
NE	29	5	0	0.853	782	533
DEN	24	7	0	0.774	806	565
IND	25	8	0	0.758	953	622
KC	23	8	0	0.742	997	648
PHI	27	10	0	0.730	851	627

NOTE: Records include regular-season and playoff games

### HOME WINNING STREAK: 21 GAMES

The Patriots set a team record with 21 consecutive home victories from Dec. 29, 2002 to Sept. 8, 2005. The streak extended into parts of four seasons and lasted more than two-and-a-half years.

### FOXBOROUGH NOT FRIENDLY TO OPPOSING KICKERS

Since Gillette Stadium opened in 2002, it has been the toughest place in the NFL for opposing kickers to be successful. Opposing kickers have a lower success rate at Gillette Stadium than any other NFL venue since the Patriots' home opened in 2002. Despite the inhospitable kicking conditions, Patriots kicker Adam Vinatieri has thrived, hitting nearly 20 percent more of his boots than Patriots opponents, including nearly 25 percent more of his kicks from 30-plus yards.

#### FIELD GOAL PERCENTAGE AT GILLETTE STADIUM

	Overall			From 30+ Yards		
	FGM	FGA	PCT	FGM	FGA	PCT
Adam Vinatieri	59	71	83.1	33	44	75.0
Patriots Opponents	38	57	66.7	23	42	54.8

#### LOWEST OVERALL OPPONENTS FIELD GOAL PCT. SINCE 2002

Team	Stadium	GP	FGM	FGA	PCT
New England Patriots	Gillette Stadium	34	38	57	66.67
Green Bay Packers	Lambeau Field	33	44	65	67.69
Washington Redskins	FedEx Field	31	37	52	71.15
Carolina Panthers	Bank of America Stadium	32	40	56	71.42
Arizona Cardinals	Sun Devil Stadium	31	37	50	74.00
Chicago Bears	Soldier Field	24	35	47	74.47
Jacksonville Jaguars	Alltel Stadium	31	41	55	74.55
Cleveland Browns	Cleveland Browns Stadium	30	45	60	75.00

#### LOWEST OPPONENTS FIELD GOAL PCT. FROM 30+ YARDS SINCE 2002

Team	Stadium	GP	FGM	FGA	PCT
New England Patriots	Gillette Stadium	34	23	42	54.76
Green Bay Packers	Lambeau Field	33	25	43	58.14
Arizona Cardinals	Sun Devil Stadium	31	19	32	59.38
Washington Redskins	FedEx Field	31	24	39	61.54
Philadelphia Eagles	Lincoln Financial Field	27	17	27	62.96
Tennessee Titans	The Coliseum	33	23	36	63.89
San Diego Chargers	Qualcomm Stadium	32	25	38	65.79
Chicago Bears	Soldier Field	24	24	36	66.67
Oakland Raiders	McAfee Coliseum	33	29	43	67.44

NOTE: All statistics include regular-season and playoff games.

Chicago's Soldier Field was not used in 2002 due to renovations. Philadelphia's Lincoln Financial Field opened in 2003.



THREE-TIME SUPER BOWL CHAMPIONS







# ROBERT KRAFT: BUILDING SUCCESS

Since Robert Kraft purchased the team in 1994, the Patriots have experienced one of the most dramatic turnarounds in the history of sports. Now in his 12th season of ownership, Kraft has transformed one of the league's least successful clubs into what many observers view as a model NFL franchise. In the five seasons immediately preceding his purchase (1989-93), the Patriots were a moribund team, winning just 19 of 80 games (.311 pct.) and recording the worst record in the NFL over that span. When he bought the franchise on Jan. 21, 1994, Kraft announced his intention to bring a championship to New England, a tall order considering the team's previous success rate. But under Kraft's leadership, the Patriots have won six division titles, four conference crowns and three Super Bowl championships. **Since Kraft took ownership, the Patriots are 12-4 in the playoffs and have won more Super Bowl championships than any other team in the NFL.**



	Pre-Kraft 1960-93	1989-93	Kraft Era 1994-05
Overall Record	225-276-9	19-61	128-78
Winning Pct.	.450	.311	.621
Super Bowl Titles	0	0	3
Conference Titles	1	0	4
Division Titles	3	0	6*
Playoff Seasons	5	0	8*
Playoff Record	4-6	--	12-4
Home Playoff Games	1	0	7
Home Playoff Record	0-1	--	7-0

\*-Including 2005 season

## A CHAMPIONSHIP TRADITION

The Patriots are the only team from North America's four major professional sports leagues to have won three titles since 2001. Additionally, the Patriots trail only the New York Yankees in having won three titles in the period since Robert Kraft purchased the team, and their four championship game appearances over that span also rank behind just the Yankees.

### MULTIPLE LEAGUE CHAMPIONSHIPS SINCE 2001

Team	League	Titles
New England Patriots	NFL	3
Los Angeles Lakers	NBA	2

### LEAGUE CHAMPIONSHIPS SINCE 1994

Team	League	Titles
New York Yankees	MLB	4
New England Patriots	NFL	3
Los Angeles Lakers	NBA	3
Chicago Bulls	NBA	3
Detroit Red Wings	NHL	3

### CHAMPIONSHIP GAME/SERIES APPEARANCES SINCE 1994

Team	League	Appearances
New York Yankees	MLB	6
New England Patriots	NFL	4
Los Angeles Lakers	NBA	4
Detroit Red Wings	NHL	4

## SELLOUT STREAK

In the early 1990s, the Patriots franchise appeared destined for relocation until Robert Kraft's purchase of the team rejuvenated local interest. In 1991, the team's season ticket base consisted of just 17,635 fans, barely enough to support the club. Eleven years later, the season-ticket base stands at a capped total of 61,759 and more than 50,000 fans are on a waiting list. The Patriots have sold out 124 consecutive home games (dating back to the 1994 regular-season opener) including regular-season, preseason and playoff games. Patriots fans in New England have never been faced with a TV blackout under Kraft's ownership.

## SUCCESS STORY

Since Robert Kraft purchased the team in 1994, the Patriots have been one of the NFL's elite teams. Over the first 11-plus years of Kraft's ownership, the Patriots own the second highest win total among all NFL teams – a remarkable record considering the fact that the Patriots were a combined 19-61 (.311) in the four years immediately preceding the purchase. Since 2001, the Patriots have been the top team in the NFL, compiling a 66-21 record.

### SINCE ROBERT KRAFT PURCHASED THE TEAM IN 1994...

#### TOTAL VICTORIES (Incl. Postseason)

Green Bay Packers	131
<b>New England Patriots</b>	<b>128</b>
Pittsburgh Steelers	127
Denver Broncos	126

#### OVERALL WINNING PERCENTAGE (Incl. Postseason)

Team	W	L	T	Pct.
Green Bay Packers	131	77	0	.630
Denver Broncos	126	75	0	.627
Pittsburgh Steelers	127	77	1	.6220
<b>New England Patriots</b>	<b>128</b>	<b>78</b>	<b>0</b>	<b>.6214</b>
Kansas City Chiefs	109	85	0	.562
Indianapolis Colts	113	89	0	.559
Minnesota Vikings	113	89	0	.559
Philadelphia Eagles	114	90	1	.559

#### SUPER BOWL CHAMPIONSHIPS

<b>New England Patriots</b>	<b>3</b>
Denver Broncos	2
6 Teams	1

#### CONFERENCE CHAMPIONSHIPS

<b>New England Patriots</b>	<b>4</b>
Denver Broncos	2
Green Bay Packers	2
St. Louis Rams	2
12 Teams	1

#### PLAYOFF VICTORIES

<b>New England Patriots</b>	<b>12</b>
Green Bay Packers	10
Pittsburgh Steelers	8
Philadelphia Eagles	8
Denver Broncos	7
San Francisco 49ers	7

#### PLAYOFF GAMES PLAYED

Green Bay Packers	18
<b>New England Patriots</b>	<b>16</b>
Pittsburgh Steelers	15
Philadelphia Eagles	15
San Francisco 49ers	13

#### PLAYOFF SEASONS

Green Bay Packers	9
<b>New England Patriots</b>	<b>8*</b>
Indianapolis Colts	8*
Miami Dolphins	7
Minnesota Vikings	7
Philadelphia Eagles	7
Pittsburgh Steelers	7
San Francisco 49ers	7

\*-Includes 2005 season

#### PLAYOFF WINNING PERCENTAGE

Team	W	L	Pct.
<b>New England Patriots</b>	<b>12</b>	<b>4</b>	<b>.750</b>
Baltimore Ravens	5	2	.714
Carolina Panthers	4	2	.667
Denver Broncos	7	4	.636
St. Louis/L.A. Rams	6	4	.600

SINCE ROBERT KRAFT PURCHASED THE TEAM IN 1994...

SINCE ROBERT KRAFT PURCHASED THE TEAM IN 1994...



THREE-TIME SUPER BOWL CHAMPIONS





# BILL BELICHICK: THE HEAD COACH

## THE HEAD COACH

### BILL BELICHICK

**Overall Record:** 108-77 (.584)

**Regular Season:** 98-76 (.563)

**Postseason:** 10-1 (.909)

**With Patriots overall:** 71-32 (.689)

**Overall since 2001:** 66-21 (.759)

**Super Bowl Titles:** 5 (86, 90, 01, 03, 04)

**Conf. Titles:** 6 (86, 90, 96, 01, 03, 04)

**Division Titles:** 11 (75, 78, 86, 89, 90, 96, 98, 01, 03, 04, 05)



**Bill Belichick is now in his 31st season as an NFL coach and is the only head coach in NFL history to win three Super Bowl titles in a four-year span.** He has led the Patriots to three consecutive AFC East titles and has directed four division championships in the last five seasons, including 2005. Belichick owns the best postseason record in NFL history and is the winningest NFL head coach since 2001. In 2004, he directed the Patriots to their second consecutive Super Bowl title on the heels of a 14-win campaign. From 2003-04 his teams set the all-time pro football record with 21 consecutive victories. Belichick has spent more seasons in the league than any other current NFL head coach, and in that time has been a part of five Super Bowl championship teams. His overall record of 71-32 with the Patriots gives him the most victories and the best winning percentage of any head coach in franchise history.

## BELICHICK'S PATRIOTS RENAISSANCE

Any successful project requires a sound plan, and once head coach Bill Belichick implemented his design on the Patriots, his approach has given him the best record of any NFL head coach since 2001. After the team endured a 5-11 rebuilding year in his first season, the Patriots have compiled the best record in the NFL since 2001. The remarkable run includes postseason play, where Belichick and the Patriots own a perfect 9-0 record.

### NFL COACHES' RECORDS SINCE 2001

Coach	Team	W	L	T	Pct.
<b>Bill Belichick</b>	<b>NE</b>	<b>66</b>	<b>21</b>	<b>0</b>	<b>.759</b>
Tony Dungy	TB/IND	59	26	0	.694
Andy Reid	PHI	60	28	0	.682
Bill Cowher	PIT	56	27	1	.673
Jim L. Mora	ATL	20	12	0	.625
Mike Martz	STL	46	29	0	.613
Mike Shanahan	DEN	48	32	0	.600
Mike Holmgren	SEA	47	33	0	.588
Marvin Lewis	CIN	27	19	0	.587
Mike Sherman	GB	49	35	0	.583
John Fox	CAR	38	28	0	.576
Jon Gruden	OAK/TB	47	36	0	.566
Dave Wannstedt	MIA	31	27	0	.534
Dick Vermeil	KC	42	37	0	.532
Jack Del Rio	JAX	24	22	0	.522

NOTE: Records include playoff games, Minimum 16 games

## POSTSEASON PROWESS

Bill Belichick is the winningest head coach in NFL postseason history. With the Patriots' victory in Super Bowl XXXIX, Belichick eclipsed Vince Lombardi, the man whose name is emblazoned on the Super Bowl trophy. Coach Belichick has won nine playoff games in a row, tying the NFL-record streak set by Lombardi's Packers, who won nine straight playoff games from 1961-67. Belichick is a perfect 9-0 in the postseason as head coach of the Patriots.

### BEST POSTSEASON RECORDS IN NFL HISTORY

Head Coach	Team(s)	W	L	Pct.
<b>Bill Belichick</b>	<b>CLE/NE</b>	<b>10</b>	<b>1</b>	<b>.909</b>
Vince Lombardi	GB/WAS	9	1	.900
Joe Gibbs	WAS	16	5	.762

## BELICHICK AT A GLANCE...

- Has won three consecutive AFC East titles (2003-05) and has coached the Patriots to four division championships in the last five seasons.
- Is the only head coach in NFL history to win three Super Bowls in a four-year span.
- Is the winningest head coach in NFL playoff history (10-1).
- Directed New England's pro football record 21-game winning streak (2003-04).
- Compiled an NFL record-tying nine-game playoff winning streak (2001-present).
- Owns the best record of any NFL coach since 2001 (66-21).
- Led the Patriots to the highest two-year victory total in NFL history (34 wins from 2003-04).
- Logged more seasons in the NFL than any other current NFL head coach (31).
- Owns more wins and a higher winning percentage than any head coach in Patriots history (71-32, .689).

## ELITE COMPANY

Bill Belichick is one of nine NFL head coaches to win three or more championships since the league began postseason play in 1933. With the Patriots' victory in Super Bowl XXXIX, Belichick joined an exclusive club in which each of the eight other members has been enshrined in the Pro Football Hall of Fame.

### HEAD COACHES WITH THREE OR MORE NFL TITLES

(Listed alphabetically)

#### Head Coach ..... Championship Team(s)

Bill Belichick	New England Patriots
Paul Brown	Cleveland Browns
Weeb Ewbank	Baltimore Colts, New York Jets
Joe Gibbs	Washington Redskins
George Halas	Chicago Bears
Earl (Curly) Lambeau	Green Bay Packers
Vince Lombardi	Green Bay Packers
Chuck Noll	Pittsburgh Steelers
Bill Walsh	San Francisco 49ers

NOTE: NFL Playoffs first held in 1933.

## SUPER SUCCESS

Bill Belichick is one of just four head coaches to win three championships since the Super Bowl Era began following the 1966 season. Coach Belichick joins three members of the Pro Football Hall of Fame in the exclusive club. Belichick is the only coach to win three Super Bowls in the post-1993 salary cap era.

### MOST SUPER BOWL VICTORIES

Head Coach	Team	Titles	Seasons
Chuck Noll	PIT	4	1974, 1975, 1978, 1979
<b>Bill Belichick</b>	<b>NE</b>	<b>3</b>	<b>2001, 2003, 2004</b>
Joe Gibbs	WAS	3	1982, 1987, 1991
Bill Walsh	SF	3	1981, 1984, 1988

NOTE: Sorted by most recent championship. Super Bowls have determined NFL champion since 1966.

## TOPS IN TEAM HISTORY

Bill Belichick is the most successful head coach in Patriots history. He has recorded more wins (71) and a higher winning percentage (.689) than any of the franchise's 13 previous head coaches.

### WINNINGEST HEAD COACHES IN PATRIOTS HISTORY

Coach	Years	Career Winning Pct.	Overall W-L-T	Playoff W-L
<b>Bill Belichick</b>	<b>2000-05</b>	<b>.689</b>	<b>71-32-0</b>	<b>9-0</b>
Raymond Berry	1984-89	.554	51-41-0	3-2
Pete Carroll	1997-99	.549	28-23-0	1-2
Chuck Fairbanks	1973-78	.529	46-41-0	0-2



THREE-TIME SUPER BOWL CHAMPIONS







# PATRIOTS NEWS & NOTES

## BOUNCING BACK

The Patriots have not lost back-to-back games since December, 2002. Their streak of 47 consecutive games without back-to-back losses is the longest current streak in the NFL and the longest such mark in franchise history. The post-merger NFL record for consecutive games without two straight losses is 60, set by the San Francisco 49ers from 1995-99. The last time the Patriots had a losing streak was when they dropped a game at Tennessee (24-7, 12/16/02), and followed that with a home loss to the N.Y. Jets (30-17, 12/22/02).

## LONGEST ACTIVE STREAKS W/O BACK-TO-BACK LOSSES

Team	Games	Last Consec. Losses
New England Patriots	47	Dec. 2002
Indianapolis Colts	23	Oct. 2004
Denver Broncos	18	Nov./Dec. 2004
Jacksonville Jaguars	18	Nov./Dec. 2004
Seattle Seahawks	18	Nov./Dec. 2004
Cincinnati Bengals	16	Dec. 2004
New York Giants	15	Dec. 2004
Carolina Panthers	13	Jan./Sept. 2005

## SNAPSHOTS OF SUCCESS

The Patriots are in the midst of one of the most prosperous periods for any team in NFL history. The recent run of success began with a 29-26 overtime victory against the San Diego Chargers on Oct. 14, 2001, sparking a streak of 65 wins in the Patriots' last 83 games, including the playoffs. The Patriots entered that contest with a 1-3 record, and Tom Brady was making just the third start of his career against a 3-1 San Diego team. New England rallied back from a 26-16 deficit with less than four minutes left in the game, beginning a stretch of 13 wins in the final 15 games of the 2001 season as the Patriots won their first title in Super Bowl XXXVI.

## PATRIOTS SUCCESS STREAKS (Including Postseason)

- 5 wins in last 6 games, dating to Nov. 13, 2005 (5-1, .833)
- 20 wins in last 26 games, dating to Nov. 7, 2004 (20-6, .769)
- 41 wins in last 48 games, dating to Oct. 5, 2003 (41-7, .854)
- 49 wins in last 61 games, dating to Nov. 3, 2002 (49-12, .803)
- 61 wins in last 77 games, dating to Nov. 25, 2001 (61-16, .792)
- 65 wins in last 83 games, dating to Oct. 14, 2001 (65-18, .783)

## START ME UP

The Patriots have used 44 different players in their starting lineups this season. Running back Kevin Faulk became the 44th different starter when he took the field on Dec. 17. New England's total of 44 starters eclipses its total from the 2003 season, when the Patriots used 42 starters and set an NFL record for the most starters by a division champion. In 2004, the Patriots utilized 40 different starters. So far in 2005, the Patriots have used 22 different starters on offense and 22 different starters on defense. The defensive total includes 12 different players who have started in the secondary, a number that eclipsed last season's total of nine.

## DOMINATING DUO

Tom Brady and Bill Belichick make up the NFL's third winningest head coach-quarterback combination since the AFL-NFL merger 35 years ago. Brady has started 76 consecutive regular-season games for the Patriots and the team has compiled a 57-19 record in those games, dating back to Week 3 of the 2001 season. Additionally, the Patriots are 9-0 in the playoffs over that span, making the duo's overall record together 66-19.

## TOP COACH-QB COMBINATIONS SINCE 1970 MERGER

(Regular Season only, Minimum 50 games)

Quarterback	Head Coach	Team	W	L	T	Pct.
Ken Stabler	John Madden	OAK	60	19	1	.756
Jim McMahon	Mike Ditka	CHI	46	15	0	.754
<b>Tom Brady</b>	<b>Bill Belichick</b>	<b>NE</b>	<b>57</b>	<b>19</b>	<b>0</b>	<b>.750</b>
Steve Young	George Seifert	SF	62	23	0	.729
John Elway	Mike Shanahan	DEN	43	16	0	.729

## THE GREATEST SHOW IN SNOW

The Patriots are 9-0 all-time in snowy games in Foxborough, including a 16-3 victory over the New York Jets at Gillette Stadium on Dec. 4, 2005. In addition to that game, three of the Patriots' last four home playoff games have involved frozen precipitation, with all three contests ending in memorable victories. In 2003, New England played in three games under snowy conditions, including a 24-14 victory over Indianapolis in the AFC Championship Game. Below is a list of all of the Patriots snow games in Foxborough since they moved there from Boston in 1971.

## SNOW GAMES IN FOXBOROUGH (9-0)

Date	Opp.	Tmp	Weather	W/L	Score
12/04/05	NYJ	26	Light Snow	W	16-3
01/16/05	IND*	25	Snow	W	20-3
01/18/04	IND*	32	Light Snow	W	24-14
12/14/03	JAX	25	Snow in 2nd Half	W	27-13
12/07/03	MIA	28	Cold, Snow, Wind	W	12-0
01/19/02	OAK*	25	Snow, 3-5 inches	W	16-13 ot
12/04/83	NO	35	Cold, Snowing	W	7-0
12/12/82	MIA	22	Wind, Snow	W	3-0
12/10/78	BUF	28	Snow, Some Sun	W	26-24

\*-Playoffs

## O.T. IS THE PLACE TO BE

The Patriots have won eight straight overtime games and own the longest overtime winning streak in NFL history, including playoff games. The streak includes New England's 16-13 "Snow Bowl" win over Oakland in the 2001 Divisional Playoffs (01/19/02).

## MOST CONSECUTIVE OVERTIME VICTORIES

Wins	Team	Dates
8*	New England	2000-present
7	Denver	1978-1985
6	Washington	1976-1987
6	Pittsburgh	1994-1997
5	Many Times	

\*-Includes one playoff game

## WORKING OVERTIME

The Patriots have won their last eight overtime games (including the playoffs). New England's eight-game overtime winning streak is the longest in NFL history. New England has not lost in overtime since Buffalo won 16-13 at Foxboro Stadium on Nov. 5, 2000. Since that time, the Patriots have won eight straight, including five games in which they scored on their first possession of overtime.

## NEW ENGLAND'S OVERTIME STREAK

DATE	OPP	WINNING PLAY	DRIVE INFO	FINAL SCORE
11/23/03	at HST	28-yd FG	9 plays, 76 yds; 3:39	23-20
10/19/03	at MIA	82-yd TD	1-82; 0:12	19-13
12/29/02	vs. MIA+	35-yd FG	7-43; 2:03	27-24
09/22/02	vs. KC+	35-yd FG	9-53; 4:40	41-38
01/19/02	vs. OAK+*	23-yd FG	15-61; 8:29	16-13
12/16/01	at BUF+	23-yd FG	8-75; 3:18	12-9
10/14/01	vs. SD+	44-yd FG	6-51; 2:59	29-26
12/17/00	at BUF	24-yd FG	14-83; 5:56	13-10
11/05/00	vs. BUF	32-yd FG	6-52-2:50	L, 13-16

\*playoffs

+NE scored on its first possession in overtime

## BEAST OF THE EAST

New England has the best record among AFC East teams in division games since the beginning of the 2001 season (24-6).

## AFC EAST DIVISIONAL RECORDS SINCE 2001

Team	Division W-L Since 2001	Team	Division W-L Since 2001
New England	24-6	Miami	14-17
New York Jets	14-16	Buffalo	10-21



THREE-TIME SUPER BOWL CHAMPIONS





# 2005 AFC EAST CHAMPIONS

By virtue of their 28-0 victory over the Tampa Bay Buccaneers on Dec. 17, the Patriots clinched the 2005 AFC East Division Championship and have qualified for the playoffs. New England's division title is their third straight division crown and their fourth AFC East championship in the last five seasons. As an NFL division champion, the Patriots are guaranteed to host at least one playoff game and will be among the top four seeds in the six-team AFC playoff field. **The Patriots have now earned eight playoff berths and have won six division titles in the 12 seasons since Robert Kraft purchased the team in 1994.**

## HOME SWEET HOME

The Patriots are 7-1 at home in the playoffs in their history and own a 7-game home winning streak in postseason play. The Patriots are guaranteed to host a playoff game on the weekend of Jan. 7-8, 2006. New England has not lost at home in the playoffs in more than 25 years, dating back to Dec. 31, 1978. Seven of the franchise's eight home playoff games have taken place since Robert Kraft purchased the team 12 years ago.

### PATRIOTS AT HOME IN THE PLAYOFFS (7-1)

Date	Round	Opponent	W/L	Score
01/16/05	AFC Divisional	Indianapolis	W	20-3
01/18/04	AFC Championship	Indianapolis	W	24-14
01/10/04	AFC Divisional	Tennessee	W	17-14
01/19/02	AFC Divisional	Oakland	W	16-13 ot
12/28/97	AFC Wild Card	Miami	W	17-3
01/12/97	AFC Championship	Jacksonville	W	20-6
01/05/97	AFC Divisional	Pittsburgh	W	28-3
12/31/78	AFC Divisional	Houston	L	14-31

## ALL-TIME PLAYOFF RESULTS

The Patriots have compiled a 16-10 record in their 26 playoff games. New England has qualified for five Super Bowls (XX, XXXI, XXXVI, XXXVIII, XXXIX) and also played in the 1963 AFL Championship Game.

### PATRIOTS ALL-TIME PLAYOFF RESULTS (16-10)

Date	Round	Opponent	W/L	Score
02/06/05	Super Bowl XXXIX	Philadelphia	W	24-21
01/23/05	AFC Championship	at Pittsburgh	W	41-27
01/16/05	AFC Divisional	Indianapolis	W	20-3
02/01/04	Super Bowl XXXVIII	Carolina	W	32-29
01/18/04	AFC Championship	Indianapolis	W	24-14
01/10/04	AFC Divisional	Tennessee	W	17-14
02/03/02	Super Bowl XXXVI	St. Louis	W	20-17
01/27/02	AFC Championship	at Pittsburgh	W	24-17
01/19/02	AFC Divisional	Oakland	W	16-13 ot
01/03/99	AFC Wild Card	at Jacksonville	L	10-25
01/03/98	AFC Divisional	at Pittsburgh	L	6-7
12/28/97	AFC Wild Card	Miami	W	17-3
01/26/97	Super Bowl XXXI	Green Bay	L	21-35
01/12/97	AFC Championship	Jacksonville	W	20-6
01/05/97	AFC Divisional	Pittsburgh	W	28-3
01/01/95	AFC Wild Card	at Cleveland	L	13-20
01/04/87	AFC Divisional	at Denver	L	17-22
01/26/86	Super Bowl XX	Chicago	L	10-46
01/12/86	AFC Championship	at Miami	W	31-14
01/05/86	AFC Divisional	at L.A. Raiders	W	27-20
12/28/85	AFC Wild Card	at N.Y. Jets	W	26-14
01/08/83	First Round Playoff	at Miami	L	31-28
12/31/78	AFC Divisional	Houston	L	14-31
12/18/76	AFC Divisional	at Oakland	L	21-24
01/05/64	AFL Championship	at San Diego	L	10-51
12/28/63	AFL Divisional	at Buffalo	W	26-8

### PATRIOTS PLAYOFF RECORD BY ROUND

First Round*	0-1
Wild Card Round	2-2
Divisional Round	6-4
Conference Championship	5-0
AFL Championship	0-1
Super Bowl	3-2
<b>Total</b>	<b>16-10</b>

\*-1982 Strike Season

## WRAPPING IT UP

The Patriots clinched their ninth division title with two games remaining on the schedule. The Patriots have clinched the division title with games remaining on the schedule for the fourth time in team history and for the third consecutive season. New England wrapped up the AFC East on Dec. 10, 1978, with one game left in the season, clinched the 2003 crown on Dec. 7 against Miami with three games left on the slate, and clinched the 2004 crown on Dec. 12 against Cincinnati with three games remaining. Four of the Patriots' division titles were clinched on the final day of the season, with a fifth being clinched in a tie-breaking playoff game in 1963.

### PATRIOTS DIVISION-CLINCHING GAMES

Year	Date Clinched	Division Title	Opp.	Final Score	Final Record	2nd Place
2005	12/17/05		TB	28-0	???	???
2004	12/12/04		CIN	35-28	14-2	NYJ (10-6)
2003	12/07/03		MIA	12-0	14-2	MIA (10-6)
2001	01/06/02^		at CAR	38-6	11-5	MIA (11-5)
1997	12/22/97^		at MIA	14-12	10-6	MIA (9-7)
1996	12/21/96^		at NYG	23-22	11-5	BUF (10-6)
1986	12/22/86^		at MIA	34-27	11-5	NYJ (10-6)
1978	12/10/78		BUF	26-24	11-5	MIA (11-5)
1963	12/28/63*		at BUF	26-8	7-6-1	BUF (7-6-1)

^-- Season Finale

\*-- Division-deciding AFL playoff in Buffalo, N.Y.

## PATRIOTS IN THE PLAYOFFS

New England has now qualified for the playoffs 14 times in its 46-year history. The Patriots have earned eight playoff berths in the 12 seasons since Robert Kraft purchased the team in 1994, a dramatic contrast to the six total playoff berths that the team earned in its first 34 years of existence. New England has won nine division crowns and has qualified as a Wild Card team on four occasions (1998, 1994, 1985 and 1976). The Patriots also qualified for the playoffs in 1982 as part of a 16-team tournament following a players' strike.

### PATRIOTS PLAYOFF SEASONS (14)

Year	How Qualified	Playoff Record	Result
2005	Division Champions	??-?	???????
2004	Division Champions	3-0	Super Bowl Champions
2003	Division Champions	3-0	Super Bowl Champions
2001	Division Champions	3-0	Super Bowl Champions
1998	Wild Card	0-1	Wild Card Round
1997	Division Champions	1-1	AFC Divisional Round
1996	Division Champions	2-1	AFC Champions
1994	Wild Card	0-1	Wild Card Round
1986	Division Champions	0-1	AFC Divisional Round
1985	Wild Card	3-1	AFC Champions
1982*	16-Team Format	0-1	First Round
1978	Division Champions	0-1	AFC Divisional Round
1976	Wild Card	0-1	Wild Card Round
1963	Division Champions	1-1	AFL Finalists

**Totals – 13 Playoff Seasons: 8 Division Champions; 4 Wild Cards; 1 16-Team Tournament\*.**

**16-10 all-time playoff record.**

\*-Strike Year



THREE-TIME SUPER BOWL CHAMPIONS






# QB TOM BRADY NEWS & NOTES

## RECORDING SUCCESS

TOM BRADY has quarterbacked the Patriots to victories in 57 of his 76 career regular-season, compiling a .750 winning percentage and giving him the best record of any active quarterback in the NFL who has at least two full seasons of starts under his belt. Including his 9-0 record in the playoffs, he is 66-19 (.776) as a starter.



## ACTIVE QUARTERBACKS WINNING PERCENTAGE

Minimum 32 Starts, Regular Season Only

Quarterback, Team(s)	W	L	T	Pct.
<b>Tom Brady, NE</b>	<b>57</b>	<b>19</b>	<b>0</b>	<b>.750</b>
Donovan McNabb, PHI	60	28	0	.682
Michael Vick, ATL	31	17	1	.643
Marc Bulger, STL	28	16	0	.636
Brett Favre, GB	138	81	0	.630
Peyton Manning, IND	79	47	0	.627
Jay Fiedler, JAX/MIA	37	23	0	.617
Kurt Warner, STL/NYG/ARZ	42	27	0	.609

## TOM BRADY'S RECORD AS A STARTER

	Reg. Season	Playoffs	Total
<b>Overall:</b>	<b>57-19</b>	<b>9-0</b>	<b>66-19</b>
Home:	32-6	4-0	36-6
Road:	25-13	5-0*	30-13*

### By Yardage Total

Less than 200:	13-9	3-0	16-9
200-299:	33-9	4-0	37-9
300 or more:	11-1	2-0	13-1

### Other Records

Temp. Below 40:	15-0	5-0	20-0
Snow:	4-0	3-0	7-0
Post-Thanksgiving	21-4	9-0	30-4
Leading at Halftime:	41-2	7-0	48-2
Leading after 3 Qtrs:	47-1	6-0	53-1
Overtime:	6-0	1-0	7-0
Final margin <7 pts:	17-2	5-0	22-2
Final margin <4 pts:	9-2	5-0	14-2
Passer rating >100.0:	28-1	3-0	31-1

\*Includes three Super Bowls at neutral sites

## COMEBACK KID

TOM BRADY has engineered 21 career game-winning performances to lead his team to a victory from a fourth-quarter deficit or tie. He has accomplished the feat four times in 2005: The performances are the latest addition to a long list of late-game heroics for Brady, who has led three Super Bowl-winning drives.

## TOM BRADY'S GAME-WINNING PERFORMANCES

Date	Opp.	Score	Time Remaining	Reg.	Att	Cmp	Yds	TD	Int	Final
<b>11/13/05</b>	<b>at MIA</b>	<b>15-16</b>	<b>2:53</b>	<b>2</b>	<b>2</b>	<b>76</b>	<b>1</b>	<b>0</b>	<b>0</b>	<b>23-16</b>
<b>10/30/05</b>	<b>BUF</b>	<b>7-16</b>	<b>10:07</b>	<b>4</b>	<b>4</b>	<b>69</b>	<b>0</b>	<b>0</b>	<b>0</b>	<b>21-16</b>
<b>10/09/05</b>	<b>at ATL</b>	<b>28-28</b>	<b>3:52</b>	<b>2</b>	<b>2</b>	<b>17</b>	<b>0</b>	<b>0</b>	<b>0</b>	<b>31-28</b>
<b>09/25/05</b>	<b>at PIT</b>	<b>10-13</b>	<b>14:19</b>	<b>12</b>	<b>12</b>	<b>167</b>	<b>0</b>	<b>0</b>	<b>0</b>	<b>23-20</b>
02/06/05	PHI**	14-14	15:00	4	2	33	0	0	0	24-21
10/03/04	at BUF	17-17	15:00	4	2	8	1	0	0	31-17
02/01/04	CAR**	29-29	1:08	5	4	47	0	0	0	32-29
01/10/04	TEN*	14-14	15:00	11	6	27	0	0	0	17-14
11/30/03	at IND	31-31	10:21	6	3	31	1	0	0	38-34
11/23/03	at HST	13-20	3:11	14	10	133	1	0	0	23-20 ot
11/03/03	at DEN	23-26	2:51	4	5	58	1	0	0	30-26
10/19/03	at MIA	13-13	15:00	10	7	147	1	0	0	19-13 ot
10/05/03	TEN	24-27	4:40	1	1	15	0	0	0	38-30
12/29/02	MIA	13-24	4:59	13	8	69	1	0	0	27-24 ot
11/10/02	at CHI	19-30	5:16	14	9	116	2	0	0	33-30
09/22/02	KC	38-38	0:00	5	4	46	0	0	0	41-38 ot
02/03/02	STL**	17-17	1:21	8	5	53	0	0	0	20-17
01/19/02	OAK*	3-13	15:00	27	20	138	0	0	0	16-13 ot
12/16/01	at BUF	6-9	5:57	13	9	116	0	0	0	12-9 ot
12/02/01	at NYJ	14-16	15:00	7	6	56	0	0	0	17-16
10/14/01	SD	16-26	8:48	18	13	130	1	0	0	29-26 ot

^Statistics are from the time noted until the end of the game \* Divisional Playoffs \*\* Super Bowl

## IRON MAN

Tom Brady has started 85 consecutive games at quarterback for the Patriots, including 76 regular-season games and nine playoff contests. Combining regular-season and playoff games, Brady has the NFL's third longest current consecutive starts streak, trailing only Brett Favre (239) and Peyton Manning (134).

## ACTIVE QUARTERBACKS CONSECUTIVE STARTS STREAKS

Player	Team	Total	Reg.	Post.	Strk Began
Brett Favre	GB	239	219	20	09/27/92
Peyton Manning	IND	134	126	8	09/06/98
<b>Tom Brady</b>	<b>NE</b>	<b>85</b>	<b>76</b>	<b>9</b>	<b>09/30/01</b>
Trent Green	KC	79	78	1	09/09/01
Drew Bledsoe	BUF/DAL	62	62	0	09/08/02
Jake Delhomme	CAR	49	45	4	09/14/03

## AMONG THE LEADERS

TOM BRADY is in the midst of what is shaping up to be the best statistical season of his career and one of the most statistically productive seasons by a quarterback in franchise history. Brady leads the NFL with a career-high 3,888 passing yards in 2005 and is on pace to throw for 4,443 yards this season, a number that would rank second to only Drew Bledsoe's team-record of 4,555 yards, set in 1994. Additionally, Brady has compiled a passer rating of 93.3 so far in 2005, a rating that would be among the best single-season marks in franchise history if he can keep up his pace.

## 2005 NFL PASSING LEADERS (By Yards)

Player	Team	Yds	Att	Cmp	TD	INT	Rating
<b>Tom Brady</b>	<b>NE</b>	<b>3,888</b>	<b>493</b>	<b>313</b>	<b>23</b>	<b>12</b>	<b>93.3</b>
Peyton Manning	IND	3,626	439	295	28	10	104.3
Carson Palmer	CIN	3,516	465	315	30	10	102.6
Trent Green	KC	3,463	443	275	14	10	87.5
Drew Brees	SD	3,347	453	297	23	14	91.6
Brett Favre	GB	3,305	519	321	19	24	73.1
Matt Hasselbeck	SEA	3,215	420	271	22	9	96.3
Kerry Collins	OAK	3,118	446	245	16	10	79.6

NOTE: Leaders are as of Dec. 20

## PROJECTED PATRIOTS SINGLE-SEASON PASSING LEADERS

(By Yards) \*-Projected

Player	Year	Yds	Att	Cmp	TD	INT	Rating
Drew Bledsoe	1994	4,555	691	400	25	27	73.6
<b>Tom Brady*</b>	<b>2005*</b>	<b>4,443</b>	<b>563</b>	<b>358</b>	<b>26</b>	<b>14</b>	<b>93.3</b>
Drew Bledsoe	1996	4,086	623	373	27	15	83.7
Drew Bledsoe	1999	3,985	539	305	19	21	75.6
Tom Brady	2002	3,764	601	373	28	14	85.7

## PROJECTED PATRIOTS SINGLE-SEASON PASSING LEADERS

(By Passer Rating) \*-Projected

Player	Year	Rating	Att	Cmp	Yds	TD	INT
Tony Eason	1984	93.4	431	259	3,228	23	8
Tom Brady	2004	92.6	474	288	3,692	28	14
<b>Tom Brady*</b>	<b>2005*</b>	<b>93.3</b>	<b>563</b>	<b>358</b>	<b>4,443</b>	<b>26</b>	<b>14</b>
Vito "Babe" Parilli	1962	91.3	252	140	1,988	18	8
Tony Eason	1986	89.2	448	276	3,328	19	10

## CAREER WINNING PERCENTAGE

TOM BRADY is the winningest quarterback in the Super Bowl Era (since 1966) among signal callers who have made at least 40 starts. He is one of just three quarterbacks in the Super Bowl Era to own a career winning percentage above 70 percent. Brady joins Roger Staubach and Joe Montana in the exclusive club. A list placing Brady's accomplishments in a historical perspective is below.

## WINNINGEST QUARTERBACKS OF THE SUPER BOWL ERA

Minimum 40 Starts

Player	Team	Years	W	L	Pct.
<b>Tom Brady</b>	<b>NE</b>	<b>2000-Pres.</b>	<b>57</b>	<b>19</b>	<b>.750</b>
Roger Staubach	DAL	1969-79	85	29	.746
Joe Montana	SF/KC	1979-94	117	47	.713



THREE-TIME SUPER BOWL CHAMPIONS








# OFFENSE NEWS & NOTES

## PATRIOTS ALL-TIME LISTS

TROY BROWN is the second leading receiver in Patriots history with 511 career receptions and 5,951 receiving yards. He recorded his 500th career reception on Nov. 27 at Kansas City, becoming just the second player in team history to record the feat. Brown passed Ben Coates to claim second place on the Patriots' all-time receptions list on Oct. 9 at Atlanta and passed Irving Fryar on the team's all-time receiving yardage list against Indianapolis on Nov. 7. This season, Brown has caught 36 passes for 435 yards, increasing his production from a year ago, when he totaled 17 receptions for 184 yards on the season.



### PATRIOTS ALL-TIME RECEIVING LEADERS (BY CATCHES)

Rk	Player, Pos.	No	Yds	Avg.	Lg	TD
1	Stanley Morgan, WR.....	534	10,352	19.4	76t	67
2	<b>Troy Brown, WR.....</b>	<b>511</b>	<b>5,951</b>	<b>11.6</b>	<b>82t</b>	<b>27</b>
3	Ben Coates, TE.....	490	5,471	11.2	84t	50
4	Irving Fryar, WR.....	363	5,726	15.8	80t	38

### PATRIOTS ALL-TIME RECEIVING LEADERS (BY YARDS)

Rk	Name	No	Yds	Avg	Lg	TD
1	Stanley Morgan.....	534	10,352	19.4	76t	67
2	<b>Troy Brown.....</b>	<b>511</b>	<b>5,951</b>	<b>11.6</b>	<b>82t</b>	<b>27</b>
3	Irving Fryar.....	363	5,726	15.8	80t	38
4	Ben Coates.....	490	5,471	11.2	84t	50

## MOVING ON UP

COREY DILLON became the 18th player in NFL history to rush for 10,000 yards when he tore off a 12-yard run at Atlanta on Oct. 9. Dillon passed Ottis Anderson to move into 17th place on the NFL's all-time rushing list at Buffalo on Dec. 11. Dillon has recorded two 100-yard games in 2005 and has reached the milestone 11 times since being acquired by the Patriots in exchange for a second-round draft choice prior to the 2004 season. Additionally, Dillon has scored 24 touchdowns (22 rushing, 2 receiving) in 26 regular-season games with the Patriots.



### NFL'S ALL-TIME LEADING RUSHERS (By Yards)

Rk	Player	Years	Gms	Att.	Yards	TD
---	Emmitt Smith	1990-2004	226	4,409	18,355	164
---	O.J. Simpson	1969-1979	135	2,404	11,236	61
14	Ricky Watters	1992-2001	144	2,622	10,643	78
16	Eddie George	1996-2004	141	2,865	10,441	68
17	<b>Corey Dillon</b>	<b>1997-</b>	<b>133</b>	<b>2,393</b>	<b>10,352</b>	<b>67</b>
18	Ottis Anderson	1979-1992	182	2,562	10,273	81
19	Earl Campbell	1978-1985	115	2,187	9,407	74

## CATCHIN' KEVIN


KEVIN FAULK ranks second in receptions among all-time Patriots running backs, passing Sam Cunningham with his first reception of the game against Pittsburgh on Sept. 25. Faulk, who was drafted by the Patriots in the second round out of LSU in 1999, has 229 career receptions and trails only Tony Collins' team-record 261 receptions from the running back position. Faulk's reception total ranks ninth among all Patriots receivers.

### RECEPTIONS BY PATRIOTS RUNNING BACKS

Player	Years	Rec.
1. Tony Collins.....	1981-87	261
2. <b>Kevin Faulk.....</b>	<b>1999-</b>	<b>229</b>
3. Sam Cunningham.....	1973-79,81-82	210
4. Larry Garron.....	1960-68	185

## NEON DEION

Wide receiver DEION BRANCH has established new career highs with 72 receptions and 910 receiving yards in 2005, marks that rank seventh and eighth in the AFC, respectively. His 72 receptions are the most by a Patriot since 2002, when Troy Brown grabbed 97 passes. Branch is on pace to total 1,040 yards this season. The last Patriots receiver to break the 1,000-yard mark was Troy Brown, who totaled 1,199 yards in 2001.



### 2005 AFC RECEIVING LEADERS

Player	Team	Rec.	Yds	Avg.	Lg	TD
Chad Johnson	CIN	84	1,260	15.0	70t	8
Antonio Gates	SD	82	1,026	12.5	38	9
Reggie Wayne	IND	81	1,034	12.8	66t	5
Marvin Harrison	IND	80	1,127	14.1	80t	12
Rod Smith	DEN	79	1,003	12.7	72	6
Derrick Mason	BAL	74	897	12.1	35	2
<b>Deion Branch</b>	<b>NE</b>	<b>72</b>	<b>910</b>	<b>12.6</b>	<b>51</b>	<b>4</b>
Chris Chambers	MIA	72	992	13.8	77t	9
Lamont Jordan	OAK	70	563	8.0	28	2

NOTE: Leaders are as of Dec. 20

## FIRST DOWN RECORD

The Patriots offense gained a total of 32 first downs against the Bills on Dec. 11, setting a team record for most first downs in a game. New England eclipsed the previous record of 31 first downs, a number that was achieved three times – Oct. 11, 1998 against Kansas City, Nov. 29, 1987 against Philadelphia and 39 years ago to the day, Dec. 11, 1966 against the Houston Oilers. New England's team-record 32 first downs came via passes (20), rushing (11) and penalty (1).

## TOTAL NET YARDAGE

At Buffalo on Dec. 11, the New England offense recorded 494 total net yards, marking the second-highest yardage output in franchise history for a road game. The performance trailed only a road-record 498 total net yards – also at Buffalo – on Nov. 23, 1975. The 494 total net yards was New England's highest overall net yardage total since recording 496 total net yards against the Kansas City Chiefs on Sept. 22, 2002. A season-high 159 total rushing yards – the most since totaling 174 in the 2004 regular-season finale – contributed to the high overall yardage total.

## THE DWIGHT STUFF

TIM DWIGHT hauled in a 59-yard pass from Tom Brady on Nov. 13 with 2:19 left in the game and the Patriots trailing 16-15. Dwight's catch was the first strike in a lightning quick 2-play drive, setting up a game-winning touchdown to Benjamin Watson. The catch was Dwight's longest since hauling in a career-long 78-yard bomb from Doug Flutie on Sept. 23, 2001 when both players were playing for the San Diego Chargers.

## BIG BENJAMIN

Tight end BENJAMIN WATSON has scored three touchdowns in 2005, including a pair of scores at Miami on Nov. 13. Watson became the first Patriot to score two receiving touchdowns since David Givens grabbed a pair at Pittsburgh on Oct. 31, 2004, and he became the first Patriots tight end to turn the trick since Daniel Graham did it at Arizona on Sept. 19, 2004.

## PASS-ING THE TEST

PATRICK PASS had the most productive game of his career against Denver on Oct. 16, gaining a total of 153 yards from scrimmage, nearly three times his previous career high in that category. Against Denver, Pass set career highs with 89 receiving yards (which led all Patriots receivers) and 64 rushing yards (which led all Patriots rushers).



THREE-TIME SUPER BOWL CHAMPIONS






# DEFENSE NEWS & NOTES

## ABLE VRABEL

In proving to be one of the NFL's most versatile players, linebacker MIKE VRABEL has made important contributions for the Patriots on offense and defense. He has scored two touchdowns for the Patriots this season – one on offense and one on defense. The Ohio State product scored his first career defensive touchdown at Carolina on Sept. 18 when he returned an interception 24 yards for a touchdown. Against New Orleans on Nov. 20, Vrabel scored on offense, snaring a 1-yard touchdown pass after lining up as a tight end in the team's goal line package. Below is a list of Vrabel's career touchdowns.



### MIKE VRABEL'S CAREER TOUCHDOWNS

Date	Opponent	Scoring Play	Yds
09/29/02	at San Diego	Reception	1
02/01/04	* Carolina	Reception	1
11/07/04	at St. Louis	Reception	2
01/02/05	San Francisco	Reception	1
02/06/05	^ Philadelphia	Reception	2
09/18/05	at Carolina	Interception Return	24
11/20/05	New Orleans	Reception	1

\*-Super Bowl XXXVIII ^-Super Bowl XXXIX

## WILLIE MAC ATTACK

WILLIE MCGINEST ranks third on the Patriots' all-time sacks list with 77.5 career sacks and needs 2.5 more sacks to move into second place on the Patriots' all-time list. He overtook Tony McGee for third place on the team's sacks list on Sept. 25, 2005 when he recorded two sacks against the Steelers in Pittsburgh. McGinest has started 36 consecutive games for the Patriots at outside linebacker, remaining a constant veteran presence in a defense that has been forced to adjust to numerous changes.



### PATRIOTS ALL-TIME SACK LEADERS

1. Andre Tippett, 1982-93. 100.0
2. Julius Adams, 1971-87....79.5
3. **Willie McGinest**, 1994-. 77.5
4. Tony McGee, 1974-81 .....72.5
5. Ray Hamilton, 1973-81.....54.0
6. Chris Slade, 1993-00 .....51.0

## BIG-TIME BACKERS

Patriots linebackers take up four of the top nine spots on the NFL's career sacks list among active linebackers.

### ACTIVE LINEBACKERS SACKS LIST

Rk	Player	Team(s)	First Season	Sacks
1	<b>Chad Brown</b>	<b>PIT/SEA/NE</b>	<b>1993</b>	<b>78.0</b>
2	<b>Willie McGinest</b>	<b>NE</b>	<b>1994</b>	<b>77.5</b>
3	Peter Boulware	BAL	1997	69.0
4	Junior Seau	SD/MIA	1990	52.0
5	Joey Porter	PIT	1999	50.5
6	Kenard Lang	CLV	1997	44.0
7	Mike Barrow	HOU/CAR/NYG/DAL	1993	43.0
8	<b>Rosevelt Colvin</b>	<b>CHI/NE</b>	<b>1999</b>	<b>39.5</b>
9	<b>Mike Vrabel</b>	<b>PIT/NE</b>	<b>1997</b>	<b>33.0</b>
10	Brian Urlacher	CHI	2000	32.5

## RICHARD SEYMOUR: "BIG SEY"

Defensive lineman RICHARD SEYMOUR was named to his third consecutive Pro Bowl in 2004 and was voted a defensive captain by his teammates again this season. The former 2001 first-round draft pick recorded his first career multiple-sack game against Pittsburgh on Sept. 25. Last season, his 67 tackles and 5.0 sacks were tops among Patriots defensive linemen. He has recorded 254 tackles since 2002, leading all Patriots defensive linemen over that span.

## NO RUSHING ZONE

The New England defense has allowed just 85 total rushing yards in its last three games, an average of just 28.3 rushing yards per game. Entering the game against the New York Jets on Dec. 4, the Patriots were allowing an average of 118.8 rushing yards per game a number that ranked 21st in the NFL. Following the dominant performances against the run in their last three games, the Patriots enter this week's game allowing an average of 99.4 rushing yards on the season, ranking them sixth in the NFL. Included in their three-game shutdown of the run was a performance that held the Bills to just 14 rushing yards on 12 carries (1.2 avg) on Dec. 11, allowing the second fewest rushing yards in team history.

### SHUTTING THEM DOWN

Date	Opponent	Rush Yds	Avg.	Starter (Rush/Yds)	
12/04/05	N.Y. Jets	16	41	2.6	Curtis Martin (15/29)
12/11/05	Buffalo	12	14	1.2	Willis McGahee (8/3)
12/17/05	Tampa Bay	18	30	1.7	Carnell Williams (14/23)

## TOUCHDOWN TEDY

Linebacker TEDY BRUSCHI's nose for the ball has helped to create seven defensive touchdowns since the 2002 season. He has scored four touchdowns himself on interception returns (two each in 2002 and 2003), forced two fumbles that were picked up and returned for scores (10/03/04 at Buffalo and 11/28/04 vs. Baltimore), and tipped a pass to rookie James Sanders, who intercepted the ball and returned it for a touchdown at Buffalo on Dec. 11, 2005.



## NICE PICK

Rookie cornerback and 2005 third-round draft pick ELLIS HOBBS leads the team with three interceptions and recorded three picks in the first five starts of his career. All three of Hobbs' interceptions have come since he took over as a starting cornerback at Miami on Nov. 13. In addition to his three interceptions, Hobbs also recovered a fumble at Miami on Nov. 13, giving him a team-leading four takeaways. Three of his four takeaways have started Patriots scoring drives, and the fourth was a game-ending interception in the end zone on the final play of the Jets game on Dec. 4. Hobbs' three picks ties him for second among all NFL rookies. Hobbs is tied with Tennessee's Reynaldo Hill for the most interceptions among rookie defensive backs.

### NFL ROOKIE INTERCEPTION LEADERS

Player	Team	Int	Yds	Avg.	Lg	TD
Odell Thurman, LB ....	CIN	5	59	11.8	30t	1
<b>Ellis Hobbs, CB</b> .....	<b>NE</b>	<b>3</b>	<b>8</b>	<b>2.7</b>	<b>8</b>	<b>0</b>
Reynaldo Hill, CB.....	TEN	3	88	29.3	52t	1
Lofa Tatupu, LB .....	SEA	3	55	18.3	38t	1

Four players tied with two interceptions

## SANDERS SCORES

Rookie safety JAMES SANDERS returned an interception 39 yards for a touchdown at Buffalo on Dec. 11, recording his first career touchdown and his first career interception. Sanders, a fourth-round selection in the 2005 NFL Draft, was in the backfield on a blitz and grabbed a ball that Tedy Bruschi had deflected into the air and raced to the end zone untouched. The pick return for a touchdown was the second such play for the Patriots this season. Mike Vrabel also returned an interception for a score at Carolina on Sept. 18. Sanders became the first Patriots rookie to return an interception for a touchdown since Asante Samuel did it against the N.Y. Jets on Sept. 21, 2003.



THREE-TIME SUPER BOWL CHAMPIONS






# SPECIAL TEAMS NEWS & NOTES

## ALL-TIME LEADING SCORER

ADAM VINATIERI is the all-time leading scorer in Patriots history, totaling 1,144 points in his nine-plus seasons with the club. He passed Gino Cappelletti to claim the franchise record on a 34-yard field goal at the end of the first half against the New York Jets at Gillette Stadium on Dec. 4, 2005. Vinatieri made the team as a rookie free agent in 1996 and has scored 100 points or more in each of his first nine seasons, joining Jason Elam of the Denver Broncos as the only two kickers in NFL history to accomplish the feat. Vinatieri has kicked the most field goals in Patriots history, having tallied 260 successful boots in a Patriots uniform.



## PATRIOTS ALL-TIME LEADING SCORERS

Player	Years	TD	PAT/PATA	2-Pt	FG/FGA	PTS
<b>Adam Vinatieri</b>	<b>1996-</b>	<b>0</b>	<b>362/369</b>	<b>1</b>	<b>260/318</b>	<b>1,144</b>
Gino Cappelletti	1960-70	42	346/358	2	176/334	1,130
John Smith	1974-83	0	308/323	0	128/191	692
Tony Franklin	1984-87	0	163/166	0	93/125	442
Stanley Morgan	1977-89	68	0/0	0	0/0	408

## IRON MAN

Adam Vinatieri has played in 158 consecutive regular-season games, establishing the second longest consecutive game streak in franchise history. Vinatieri, who has also played in 15 straight playoff games and has not missed a game in his 10-year career, passed Gino Cappelletti's mark of 152 consecutive games, which was established from 1960-70, on Nov. 13 at Miami. Vinatieri now trails only Raymond Clayborn's record of 161 consecutive games, established from 1977-87.

## AUTOMATIC ADAM

Adam Vinatieri has nailed two game-winning field goals so far this season, bring his career total of game-winning boots to 20. Vinatieri is the only kicker in NFL history to kick a game-winning field goal in the final minute of the Super Bowl and has accomplished the feat twice, including his 48-yarder to win Super Bowl XXXVI and a 41-yarder to win Super Bowl XXXVIII.

## ADAM VINATIERI'S GAME-WINNING FIELD GOALS

Date	Opponent	Yds	Time	Final Score
<b>10/09/05</b>	<b>at Atlanta</b>	<b>29</b>	<b>0:17</b>	<b>31-28</b>
<b>09/25/05</b>	<b>at Pittsburgh</b>	<b>43</b>	<b>0:01</b>	<b>23-20</b>
02/01/04	Carolina*	41	0:04	32-29
01/10/04	Tennessee*	46	4:06	17-14
11/23/03	at Houston	28	0:41 (OT)	23-20
12/29/02	Miami	35	12:57 (OT)	27-24
09/22/02	Kansas City	35	10:20 (OT)	41-38
02/03/02	St. Louis*	48	0:00	20-17
01/19/02	Oakland*	23	6:31 (OT)	16-13
12/16/01	at Buffalo	23	9:15 (OT)	12-9
12/02/01	at N.Y. Jets	28	6:29	17-16
10/14/01	San Diego	44	10:55 (OT)	29-26
12/17/00	at Buffalo	24	0:19 (OT)	13-10
11/19/00	Cincinnati	22	0:03	16-13
09/19/99	Indianapolis	26	0:35	31-28
09/12/99	at N.Y. Jets	23	0:03	30-28
12/20/98	San Francisco	35	0:03	24-21
10/04/98	at New Orleans	27	0:03	30-27
09/14/97	N.Y. Jets	34	6:57 (OT)	27-24
09/22/96	Jacksonville	40	12:24 (OT)	28-25

\*-Playoffs

## PLAYOFF PERFORMER

Adam Vinatieri ranks second the NFL's all-time postseason field goals list. The nine-year veteran who led the NFL in scoring in 2004 has kicked 24 career successful playoff field goals.

## NFL ALL-TIME LIST / POSTSEASON FIELD GOALS

Player	FGs
Gary Anderson.....	32
<b>Adam Vinatieri .....</b>	<b>24</b>
George Blanda .....	22
Steve Christie .....	22

## MR. CLUTCH

- Adam Vinatieri has been successful on 24 consecutive fourth-quarter field goal attempts, dating back to Dec. 8, 2002, when he missed a 43-yarder against the Buffalo Bills at Gillette Stadium.
- Since the beginning of the 2001 season, Vinatieri is 22-for-23 (95.7 percent) in the fourth quarter when the Patriots are either leading or behind by a touchdown or less.
- Vinatieri has hit 30 of his last 31 field goals (96.8 percent) in the second half, dating back to the 2003 regular-season finale (including playoffs).
- In games when the kickoff temperature is less than 40 degrees, Vinatieri has hit 34 of his last 38 field goal attempts (89.5 percent). The performance dates back to Dec. 16, 2001 and includes a 13-for-14 performance in playoff games where the temperature is less than 40 degrees.

## TAKING AIM

Adam Vinatieri is the most accurate kicker in franchise history and is tied for sixth among the most accurate kickers in NFL history. He has recorded an 81.8 percent conversion rate (260/318) over his nine-year career. He was 31-for-33 in 2004, setting a career high for accuracy with a 93.9 percent success rate. This season, Vinatieri has been successful on 77.3 percent of his kicks (17/22).

## NFL ALL-TIME MOST ACCURATE KICKERS

(Minimum 100 FGM)

PLAYER	TEAM	PCT.	FGM/FGA
1. Mike Vanderjagt	Colts	87.7	214/244
2. Phil Dawson	Browns	83.6	133/159
3. Matt Stover	Ravens	82.9	374/451
4. Jeff Wilkins	Rams	82.3	247/300
5. Ryan Longwell	Packers	81.9	221/270
<b>6. Adam Vinatieri</b>	<b>Patriots</b>	<b>81.8</b>	<b>260/318</b>
David Akers	Eagles	81.8	153/187
8. Olindo Mare	Dolphins	81.7	214/262
9. John Carney	Saints	81.0	384/474
10. Jason Hanson	Lions	80.8	325/402

## MILLER TIME

Punter JOSH MILLER is having the best season of his career and is on pace to approach the franchise record for punting yardage. The 10th-year veteran is tied for second in the NFL, averaging 45.5 yards per punt. He has put 21 punts inside the 20-yard line against just four touchbacks. Miller is also on pace to set a career high for average, eclipsing his previous career-best 45.2 yards per punt, set in 1999 with the Pittsburgh Steelers.

## 2005 NFL PUNTING LEADERS (by Avg)

Player	Team	No.	Yds	Avg	Lg	TB	In20
Josh Bidwell	TB	79	3,609	45.7	61	12	20
<b>Josh Miller</b>	<b>NE</b>	<b>70</b>	<b>3,183</b>	<b>45.5</b>	<b>59</b>	<b>4</b>	<b>21</b>
Brian Moorman	BUF	69	3,142	45.5	68	9	20
Chris Kluwe	MIN	64	2,896	45.3	62	6	13
Shane Lechler	OAK	68	3,028	44.5	59	5	22
Hunter Smith	IND	44	1,954	44.4	58	4	17

NOTE: Leaders are as of Dec. 20

## PATRIOTS SINGLE-SEASON PUNTING LEADERS (by Avg)

Player	Year	No.	Yds	Avg	Lg	TB	In20
Tom Tupa	1997	78	3,569	45.8	73	14	24
<b>Josh Miller</b>	<b>2005*</b>	<b>70</b>	<b>3,183</b>	<b>44.4</b>	<b>59</b>	<b>4</b>	<b>21</b>
Rich Camarillo	1983	81	3,615	44.6	70	11	25
Tom Tupa	1998	74	3,294	44.5	64	9	13
Rich Camarillo	1982	49	2,140	43.7	76	5	10
Tom Tupa	1996	63	2,739	43.5	62	7	14

\*-Through 14 games



THREE-TIME SUPER BOWL CHAMPIONS







# PATRIOTS IN THE COMMUNITY

## PATRIOTS GET WRAPPED UP IN HOLIDAY SPIRIT

On Tuesday, Dec. 13, nine members of the New England Patriots found themselves in a bind when they were wrapped up in holiday wrapping paper during the 13th annual Salvation Army and New England Patriots children's holiday party. More than 200 children from both Massachusetts and Rhode Island Salvation Army centers attended the party for a night of food, games and holiday caroling.

Patriots Chairman and CEO Robert Kraft, and Vice Chairman and President Jonathan Kraft, along with André Davis, Kevin Faulk, David Givens, Daniel Graham, Ellis Hobbs, Russ Hochstein, Willie McGinest, Richard Seymour, and Ty Warren were on hand to sign autographs, pose for pictures and visit with the children. The highlight of the evening was the games portion, during which the children participated in "Wrap-A-Pat," racing to cover Patriots players in wrapping paper, ribbons and bows. The kids also took on the Patriots players in a mock snowball fight, tossing balls of paper in an attempt to cover the players in "snow." The marshmallow toss featured teams of kids pairing with Patriots players to see which team could toss more marshmallows into a top hat that the Patriots players were wearing. It was a close race, but in the end Daniel Graham's team defeated Richard Seymour and Russ Hochstein's teams with a record-setting 17 marshmallows. At the end of the evening, each child left with a holiday present and memories to last a lifetime.



Willie McGinest and David Givens get wrapped up with holiday paper during the "Wrap-A-Pat" segment of the Salvation Army/New England Patriots holiday party.

## PATRIOTS TO AWARD \$100,000 IN COLLEGE SCHOLARSHIPS TO LOCAL STUDENTS

The New England Patriots recently announced that the New England Patriots Charitable Foundation will be awarding \$100,000 in college scholarship money to local students this season.

Each week through "Totally Patriots," the team's new show aimed at younger fans, five students aged 13-18 years-old will be awarded scholarships ranging from \$500-\$2,500 during the "Write On" segment of the show. To apply, students must write an essay of at least 100 words and no more than 500 words on the Patriots' previous game. Each week, a first place winner will receive a \$2,500 college scholarship, second place will receive \$1,000, and three third place winners will each receive \$500 in scholarship money. All first place winners will also be eligible to win a \$15,000 grand prize scholarship or a \$10,000 runner-up scholarship at the conclusion of the season.

"Through the Patriots Charitable Foundation, we strive to improve the lives of the area's children by focusing many of our efforts on education," said Rena Clark, Vice President of Community Affairs and Corporate Philanthropy for the New England Patriots. "The financial demands of today's college education are considerable and scholarship money is vital for many families. The Kraft family and the Patriots organization are delighted to be able to provide many local students with assistance."

Essays can be submitted online at [www.totallypatriots.com](http://www.totallypatriots.com) or mailed to Kraft Sports Productions, Attn: "Write On" Contest, Gillette Stadium, 1 Patriot Place, Foxborough, MA 02035. For more information, students should tune in to Totally Patriots each Sunday at 11 AM on WCVB-TV.

The New England Patriots Charitable Foundation was established in 1994 by the Kraft family as a vehicle to help support the youth and families of New England. The Foundation's mission is to assist a variety of charitable organizations and programs that foster cultural diversity, education, family, and health. The Foundation uses its resources to serve the youth of New England by encouraging their education, growth, creativity and development of character; and to help support a better quality of life in the communities the Foundation serves.

## RECENT SCHOLARSHIP RECIPIENTS

1<sup>st</sup> Prize- Brenden Erhard, Marstons Mills, MA  
2<sup>nd</sup> Prize- Renee Reder, Nashua, NH  
3<sup>rd</sup> Prize- Joseph McGurrin, Warwick, RI  
3<sup>rd</sup> Prize- Chakdor Lokyitsang, Cambridge, MA  
3<sup>rd</sup> Prize- Alex Annese, City not provided

1<sup>st</sup> Prize- Nicole Reder, Nashua, N.H.  
2<sup>nd</sup> Prize- Alexandra Leonard, Narragansett, R.I.  
3<sup>rd</sup> Prize- Jacqueline Anderson, Mansfield, MA  
3<sup>rd</sup> Prize- Sonika Hegde, Burlington, MA  
3<sup>rd</sup> Prize- Kevin Cutting, Plymouth, MA  
3<sup>rd</sup> Prize- Jessica Karner, Hopkinton, MA



THREE-TIME SUPER BOWL CHAMPIONS





# BROADCAST INFORMATION

## PATRIOTS ALL ACCESS

**P**atriots All Access, an Emmy Award-winning one-hour magazine show, airs weekly throughout the season on WCVB-TV Channel 5 in Boston. Indicative of its name, Patriots All Access provides viewers exclusive, behind-the-scenes access and weekly in-depth features on Patriots players and personnel. WCVB's Mike Lynch hosts the program and is joined by head coach Bill Belichick for a weekly chalk talk and also by a Patriots player of the week. Another weekly segment takes a look at what Patriots players do off the field. The show also offers game previews, reviews and comprehensive analysis of every Patriots game.



### WCVB-TV Channel 5

**Patriots All Access**.....Saturdays at 7:00 p.m and Sundays at 10:00 a.m.

## TOTALLY PATRIOTS



**T**otally Patriots, a youth-oriented football show, is making its debut for the 2005 season, airing each Sunday morning on WCVB, Channel 5 in Boston. The show, hosted by Kerry Connolly, is geared towards young fans and includes a health and fitness segment as well as a weekly football tips feature with Patriots Hall of Fame linebacker Andre Tippett and a current Patriots player. Other features and segments emphasize the importance of an active lifestyle and let young football players hear directly from the pros. Check your local listings for other times and locations.

### WCVB-TV Channel 5

**Totally Patriots**.....Sundays at 11:00 a.m.

## WBCN PATRIOTS ROCK RADIO NETWORK

For the 11th consecutive season, WBCN was proud to be the flagship station for the Patriots Rock Radio Network. Every Patriots game was heard on WBCN (104.1 FM) and its network of 36 stations throughout all six New England states. Longtime broadcast tandem Gil Santos and Gino Cappelletti call all of the action in static-free stereo sound.



**FLAGSHIP STATION  
WBCN  
Boston ★ 104.1 FM**



### MASSACHUSETTS

WBSM	Fairhaven	1420 AM
WSAR	Fall River	1480 AM
WGAW	Gardner	1340 AM
WPVQ	Greenfield	95.3 FM
WBEC	Pittsfield	1420 AM
WBEC	Pittsfield	95.7 FM
WAQY	Springfield	102.1 FM
WXTK	Cape Cod	95.1 FM
WWFX	Worcester	100.1 FM

### NEW HAMPSHIRE

WKXL	Concord	1450 AM
WSHK	Dover	105.3 FM
WSAK	Hampton	102.1 FM
WTPL	Hillsboro	107.7 FM
WVRR	Lebanon	101.7 FM
WFEA	Manchester	1370 AM
WWHQ	Meredith	101.5 FM
WPKQ	N. Conway	103.7 FM

### RHODE ISLAND

WSKO	Providence	790 AM
WSKO	Providence	99.7 FM

### VERMONT

WBTN	Bennington	1370 AM
WKVT	Battleboro	92.7 FM
WEAV	Burlington	960 AM
WXZO	Burlington	96.7 FM
WMXR	Woodstock	93.9 FM
WMOO	Derby	92.1 FM
WEXP	Rutland	101.5 FM
WSTJ	St. Johnsbury	1340 AM
WSNO	Waterbury	1450 AM

### MAINE

WEBB	Augusta	98.5 FM
WNSX	Bangor	97.7 FM
WHOU	Houlton	100.1 FM
WBLM	Portland	102.9 FM
WFZX	Searsport	101.7 FM

### CONNECTICUT

WCCC	Hartford	106.9 FM
WMOS	New London	104.7 FM
WINY	Putnam	1350 AM

## PATRIOTS MONDAY ON WEEI

Sports Radio WEEI has the exclusive rights to broadcast "Patriots Monday" from Gillette Stadium every week during the season. The daylong programming lineup offers fans unique access from head coach Bill Belichick and quarterback Tom Brady along with appearances by other star players.

### Sports Radio WEEI

850 AM (Boston) and 103.7 FM (Providence)

Time (Mondays)	Show	Guest(s)
6:00 – 10:00 a.m.	Dennis and Callahan	Tom Brady
10:00 a.m. – 2:00 p.m.	Dale and Holley	Stars of the Week
2:00 – 6:00 p.m.	The Big Show	Coach Belichick

## PATRIOTS FOOTBALL WEEKLY ON WB56

Join the editorial staff of Patriots Football Weekly for a half-hour Patriots extravaganza every Saturday night during the football season on WLVI-TV (WB56).

### WLVI-TV Channel 56

**Patriots Football Weekly** ..... Every Saturday night at Midnight

## PATRIOTS.COM

The official Web site of the New England Patriots offers fans an exciting lineup of daily features and is one of the most advanced and exciting Web sites in all of sports. **Patriots.com Radio** features six hours of original daily programming beginning at noon ET and allows fans to interact with hosts and guests via phone and email. Besides these features, the site offers daily news updates, press releases and much more.

## TELEVISION RATINGS

Historically, the Patriots have been at or near the top of the weekly television ratings for the 2.4 million homes in the Boston market. Below is a historical perspective to show the Patriots' consistent popularity in the Boston market.

### 2005 RATINGS: BOSTON TV MARKET

Date	Opponent	Net.	Boston TV	Rtg / Share
09/08	Oakland	ABC	WCVB 5	23.3 / 44
09/18	at Carolina	CBS	WBZ 4	22.3 / 50
09/25	at Pittsburgh	CBS	WBZ 4	29.9 / 52
10/02	San Diego	CBS	WBZ 4	21.0 / 43
10/09	at Atlanta	CBS	WBZ 4	27.4 / 55
10/16	at Denver	CBS	WBZ 4	28.9 / 48
10/30	Buffalo	ESPN	WCVB 5	27.8 / 46
11/07	Indianapolis	ABC	WCVB 5	27.4 / 44
11/13	at Miami	CBS	WBZ 4	24.7 / 53
11/20	New Orleans	Fox	WFXT 25	26.3 / 55
11/27	at Kansas City	CBS	WBZ 4	27.0 / 52
12/04	N.Y. Jets	CBS	WBZ 4	34.5 / 55
12/11	at Buffalo	CBS	WBZ 4	29.2 / 58
12/17	Tampa Bay	Fox	WFXT 25	29.5 / 60

## RATINGS HISTORY

Season	Rating / Share
2005 Regular Season Average	27.1 / 51
2004 Regular Season Average	31.2 / 56
2004 Postseason Average	48.9 / 70
2003 Regular Season Average	26.8 / 51
2003 Postseason Average	47.0 / 72
2002 Regular Season Average	28.5 / 53
2001 Regular Season Average	24.7 / 48
2001 Postseason Average	47.4 / 73

**Note:** Each ratings point represents one percent of the 2.4 million homes in the Boston TV market.



**THREE-TIME SUPER BOWL CHAMPIONS**





# 2005 TRANSACTIONS

## MAY, 2005

5/2 Matt Phillips ..... Released  
 5/4 Keith Traylor ..... Released  
 5/6 Michael Rogers ..... Released  
 Mark Bartosic ..... Released  
 5/10 Chad Brown ..... Signed  
 5/12 Victor Leyva ..... Signed  
 5/18 Otis Smith ..... Signed and placed on Res./Retired  
 5/23 Troy Brown ..... Re-Signed

## JUNE, 2005

6/1 Lance Nimmo ..... Released  
 Chris Redman ..... Released  
 6/6 Antuan Edwards ..... Signed  
 6/9 Ike Charlton ..... Released  
 6/10 Andy Stokes ..... Signed  
 6/15 Travis Conway ..... Released  
 Mike Lorenz ..... Released  
 6/28 Bryan Anderson ..... Signed  
 Chad Morton ..... Signed  
 Matt Cassel ..... Signed  
 Ryan Claridge ..... Signed

## JULY, 2005

7/15 Scott Pioli ..... Signed to a contract extension  
 7/20 Nick Kaczur ..... Signed  
 James Sanders ..... Signed  
 7/22 Ellis Hobbs ..... Signed  
 DeCori Birmingham ..... Released  
 7/23 Earl Charles ..... Released  
 7/24 Bam Childress ..... Signed  
 DeMarco McNeil ..... Released  
 7/25 Logan Mankins ..... Signed  
 7/27 Michael McGrew ..... Released  
 7/28 Ted Johnson ..... Retired  
 Rich Musinski ..... Signed  
 Bryan Anderson, Tedy Bruschi, Tim Dwight,  
 Chad Morton and Bethel Johnson  
 ..... Placed on PUP list  
 Ethan Kelley ..... Placed on NFI list  
 7/29 Eugene Baker ..... Signed  
 Bryan Anderson ..... Released  
 7/31 Jason Anderson ..... Signed

## AUGUST, 2005

8/1 Tim Dwight ..... Activated from PUP list  
 Ethan Kelley ..... Released  
 Jake Schifino ..... Released  
 8/2 Mario Monds ..... Signed  
 8/3 Tom Sverchek ..... Signed  
 Rich Musinski ..... Released  
 8/5 Ricky Bryant ..... Released  
 8/8 Matt Brandt ..... Signed  
 Andy Stokes ..... Released  
 8/9 Matt Brandt ..... Released  
 8/14 Mario Monds ..... Released  
 8/15 Ifo Pili ..... Signed  
 Ryan Claridge ..... Placed on Reserve / Injured  
 8/21 Rhett Kopp ..... Released  
 8/22 Andre' Davis ..... Acquired via Trade (CLV)  
 8/24 Eugene Baker ..... Released  
 8/25 Antuan Edwards ..... Released  
 8/29 Rohan Davey, Cedric Cobbs  
 and Dexter Reid ..... Released  
 8/30 Jason Anderson, Robbie Gould, Ryan Krug,  
 Chad Morton, Ifo Pili, Hank Poteat  
 and Antonio Thomas ..... Released  
 Bethel Johnson ..... Activated from PUP list  
 Michael McGrew ..... Placed on Reserve / Injured

## SEPTEMBER, 2005

9/3 Eric Alexander, Rodney Bailey, Kory Chapman, Bam  
 Childress, Kyle Eckel, Joel Jacobs, Victor Leyva, Gene  
 Mruczkowski, Jeff Roehl, P.K. Sam, Grant Steen, Tom  
 Sverchek, David Terrell, Andre Torrey, Raymond  
 Ventrone, Jed Weaver and Billy Yates  
 ..... Released  
 9/4 Eric Alexander, Kory Chapman, Bam Childress, Ryan Krug,  
 Jared Newberry, Raymond Ventrone and Billy Yates  
 ..... Signed to the Practice Squad  
 9/5 Wesley Britt ..... Signed to the Practice Squad  
 9/7 Andre Torrey ..... Signed to the Practice Squad  
 Raymond Ventrone ..... Released from Practice Squad  
 9/8 P.K. Sam ..... Signed to the Practice Squad  
 Ryan Krug ..... Released from Practice Squad  
 9/9 Raymond Ventrone ..... Signed to the Practice Squad  
 Andre Torrey ..... Released from Practice Squad  
 9/21 Antonio Thomas ..... Signed to the Practice Squad  
 9/27 Rodney Harrison ..... Placed on Reserve / Injured  
 Wesly Mallard ..... Released  
 9/28 Gene Mruczkowski, Michael Stone  
 and Amos Zereoue ..... Signed  
 Andre' Davis ..... Released  
 Ryan Krug ..... Signed to the Practice Squad  
 Jared Newberry ..... Released from Practice Squad

## OCTOBER, 2005

10/8 Eric Alexander ..... Signed to the active roster  
 Gene Mruczkowski ..... Released  
 10/11 Eric Alexander ..... Released  
 10/12 Arturo Freeman ..... Signed  
 Wesly Mallard ..... Signed  
 Chad Scott ..... Placed on Reserve / Injured  
 Eric Alexander ..... Signed to the Practice Squad  
 10/19 Andre' Davis ..... Signed  
 Hank Poteat ..... Signed  
 Guss Scott ..... Placed on Reserve / Injured  
 Wesly Mallard ..... Released  
 10/27 Tyrone Poole ..... Placed on Reserve / Injured  
 10/29 Tedy Bruschi ..... Activated from Reserve / PUP

## NOVEMBER, 2005

11/1 Heath Evans ..... Signed  
 Amos Zereoue ..... Released  
 11/4 Michael Cloud ..... Signed  
 Arturo Freeman ..... Released  
 11/10 Duane Starks ..... Placed on Reserve / Injured  
 11/12 Billy Yates ..... Signed to Active Roster  
 11/15 Artrell Hawkins ..... Signed  
 Gene Mruczkowski ..... Signed  
 Randall Gay ..... Placed on Reserve / Injured  
 Dan Koppen ..... Placed on Reserve / Injured  
 11/16 Michael Harden ..... Signed to the Practice Squad  
 11/29 Michael Cloud ..... Released

## DECEMBER, 2005

12/2 Michael Cloud ..... Signed  
 12/5 Michael Harden ..... Released from Practice Squad  
 12/13 Ross Tucker ..... Signed  
 Michael Cloud ..... Released  
 Ryan Krug ..... Released from Practice Squad



THREE-TIME SUPER BOWL CHAMPIONS







# 2005 OFFENSIVE STATISTICS

WON 9, LOST 5		
09/08 W 30-20	Oakland	68,756
09/18 L 17-27	at Carolina	73,528
09/25 W 23-20	at Pittsburgh	64,868
10/02 L 17-41	San Diego	68,756
10/09 W 31-28	at Atlanta	71,079
10/16 L 20-28	at Denver	76,571
10/30 W 21-16	Buffalo	68,756
11/07 L 21-40	Indianapolis	68,756
11/13 W 23-16	at Miami	73,405
11/20 W 24-17	New Orleans	68,756
11/27 L 16-26	at Kansas City	78,025
12/04 W 16- 3	New York Jets	68,756
12/11 W 35- 7	at Buffalo	71,810
12/17 W 28- 0	Tampa Bay	68,756
12/26	at New York Jets	
01/01	Miami	

	N.E.	Opp.
TOTAL FIRST DOWNS	292	271
Rushing	86	84
Passing	184	158
Penalty	22	29
3rd Down: Made/Att	79/189	79/192
3rd Down Pct.	41.8	41.1
4th Down: Made/Att	7/10	2/8
4th Down Pct.	70.0	25.0
POSSESSION AVG.	30:00	30:00
TOTAL NET YARDS	5052	4734
Avg. Per Game	360.9	338.1
Total Plays	891	880
Avg. Per Play	5.7	5.4
NET YARDS RUSHING	1306	1392
Avg. Per Game	93.3	99.4
Total Rushes	361	387
NET YARDS PASSING	3746	3342
Avg. Per Game	267.6	238.7
Sacked/Yards Lost	24/184	27/182
Gross Yards	3930	3524
Att./Completions	506/319	466/260
Completion Pct.	63.0	55.8
Had Intercepted	13	9
PUNTS/AVERAGE	71/44.8	73/43.9
NET PUNTING AVG.	71/38.3	73/37.8
PENALTIES/YARDS	100/846	114/922
FUMBLES/BALL LOST	16/9	11/6
TOUCHDOWNS	39	33
Rushing	14	10
Passing	23	22
Returns	2	1

* SCORE BY PERIODS	Q1	Q2	Q3	Q4	OT	PTS
TEAM	76	57	87	102	0	322
OPPONENTS	41	111	51	86	0	289

* SCORING	TD-Ru-Pa-Rt	K-PAT	FG	S	PTS
Vinatieri	0 0 0 0	35/36	17/22	0	86
Dillon	11 10 1 0			0	66
Branch	4 0 4 0			0	24
Graham	3 0 3 0			0	18
Pass	3 3 0 0			0	18
Watson	3 0 3 0			0	18
T. Brown	2 0 2 0			0	12
Dwight	2 0 2 0			0	12
Fauria	2 0 2 0			0	12
Givens	2 0 2 0			0	12
Vrabel	2 0 1 1			0	12
Ashworth	1 0 1 0			0	6
Brady	1 1 0 0			0	6
A. Davis	1 0 1 0			0	6
Johnson	1 0 1 0			0	6
Sanders	1 0 0 1			0	6
Evans LG	0 0 0 0			0	2
Evans TM	0 0 0 0			0	2
TEAM	39 14 23	2 35/36	17/22	0	322
OPPONENTS	33 10 22	1 29/29	20/26	0	289

2-Pt. Conversions: Evans (LG), Evans (TM),

TEAM 1-3, OPPONENTS 1-4

**SACKS:** Colvin 6.5, McGinest 5.5, Vrabel 3.5, Seymour 3, Green 2.5, Bruschi 2, Beisel 1, Hawkins 1, Warren 1, Klecko 0.5, Wilfork 0.5, TEAM 27, OPPONENTS 24

* PASSING	Att	Cmp	Yds	Cmp%	Yds/Att	TD	TD%	Int	Int%	Long	Sack/Lost	Rating
Brady	493	313	3888	63.5	7.89	23	4.7	12	2.4	71	23/ 171	93.3
Flutie	9	4	27	44.4	3.00	0	0.0	0	0.0	13	1/ 13	51.6
Cassel	4	2	15	50.0	3.75	0	0.0	1	25.0	12	0/ 0	19.8
TEAM	506	319	3930	63.0	7.77	23	4.5	13	2.6	71	24/ 184	91.4
OPPONENTS	466	260	3524	55.8	7.56	22	4.7	9	1.9	85t	27/ 182	87.8

* RUSHING	No.	Yds	Avg	Long	TD
Dillon	183	656	3.6	29	10
Pass	42	205	4.9	31	3
Evans LG	40	169	4.2	21	0
Evans TM	39	169	4.3	21	0
Faulk	35	95	2.7	13	0
Brady	23	80	3.5	15	1
Cloud	23	59	2.6	15	0
Dwight	3	16	5.3	12	0
Zereoue	7	14	2.0	12	0
Givens	2	13	6.5	9	0
Flutie	3	0	0.0	2	0
Cassel	1	-1	-1.0	-1	0
TEAM	361	1306	3.6	31	14
OPPONENTS	387	1392	3.6	68	10

* RECEIVING	No.	Yds	Avg	Long	TD
Branch	72	910	12.6	51	4
Givens	56	699	12.5	40	2
T. Brown	36	435	12.1	71	2
Watson	25	365	14.6	35	3
Faulk	25	241	9.6	23	0
Dillon	22	181	8.2	25	1
Pass	21	225	10.7	39	0
Dwight	17	306	18.0	59	2
Graham	16	235	14.7	45t	3
Evans LG	12	81	6.8	15	0
Evans TM	8	64	8.0	15	0
A. Davis	7	143	20.4	60t	1
Fauria	7	52	7.4	18	2
Johnson	4	67	16.8	55t	1
Zereoue	1	5	5.0	5	0
Ashworth	1	1	1.0	1t	1
Vrabel	1	1	1.0	1t	1
TEAM	319	3930	12.3	71	23
OPPONENTS	260	3524	13.6	85t	22

* INTERCEPTIONS	No.	Yds	Avg	Long	TD
Hobbs	3	8	2.7	8	0
Vrabel	2	23	11.5	24t	1
Samuel	2	0	0.0	0	0
Sanders	1	39	39.0	39t	1
Wilson	1	0	0.0	0	0
TEAM	9	70	7.8	39t	2
OPPONENTS	13	114	8.8	41t	1

* PUNTING	No.	Yds	Avg	Net	TB	In	Lg	B
Miller	70	3183	45.5	38.3	4	21	59	1
TEAM	71	3183	44.8	38.3	4	21	59	1
OPPONENTS	73	3208	43.9	37.8	8	24	68	0

* PUNT RETURNS	Ret	FC	Yds	Avg	Long	TD
Dwight	30	10	254	8.5	29	0
T. Brown	6	5	23	3.8	6	0
Johnson	1	0	11	11.0	11	0
TEAM	37	15	288	7.8	29	0
OPPONENTS	39	12	384	9.8	76	0

* KICKOFF RETURNS	No.	Yds	Avg	Long	TD
Johnson	30	671	22.4	54	0
Hobbs	15	361	24.1	37	0
Dwight	8	183	22.9	32	0
Faulk	3	65	21.7	26	0
Banta-Cain	1	14	14.0	14	0
Cloud	1	15	15.0	15	0
Izzo	1	0	0.0	0	0
Stone	1	0	0.0	0	0
TEAM	60	1309	21.8	54	0
OPPONENTS	60	1335	22.3	46	0

* FIELD GOALS	1-19	20-29	30-39	40-49	50+
Vinatieri	0/ 0	6/ 6	8/ 9	3/ 5	0/2
TEAM	0/ 0	6/ 6	8/ 9	3/ 5	0/2
OPPONENTS	0/ 0	6/ 6	7/10	4/ 6	3/4
Vinatieri: (26G) (45G) (53N,48G,35G,43G) (37N,24G) (29G) (39G,53N,38G) (44N) () (35G,32G,33G) (37G) (29G) (45N,21G,34G,22G) () ()					
OPPONENTS: (43N) (51G,52G) (33G,52N,24G) (42G,21G) (33G,58G) () (46N,23G,35G,41G) (35G,20G) (31N,36G) (30N,46G) (25G,20G,33G,47G) (38G) (32N) ()					



THREE-TIME SUPER BOWL CHAMPIONS





# 2005 DEFENSIVE STATISTICS

Tackle Statistics Based on Coaches' Film Review

DEFENSIVE STATISTICS												SP. TEAMS					FUMBLES - LOST (16-9)				
Name	TT	UT	A	S/ YL	Int/	Yds	PD	FF	FR			TT	UT	A	FF	FR	Own				
																	No.	Lost	Rec.	O.B.	
Mike Vrabel	102	72	30	3.5	17.0	2	23	5	1	-		6	3	3	-	-	Tom Brady	4	3	0	0
Vince Wilfork	87	40	47	0.5	4.0	-	-	1	-	1		0	0	0	-	-	Kevin Faulk	3	2	1	0
Ty Warren	72	37	35	1.0	8.0	-	-	1	-	1		0	0	0	-	-	Corey Dillon	1	1	0	0
Rosevelt Colvin	71	48	23	6.5	51.0	-	-	2	2	1		0	0	0	-	-	Doug Flutie	1	1	0	0
Tedy Bruschi	70	37	33	2.0	20.0	-	-	4	1	-		3	1	2	-	-	Benjamin Watson	1	1	0	0
Eugene Wilson	62	38	24	-	-	1	0	8	-	1		8	5	3	-	-	Patrick Pass	2	1	0	0
Richard Seymour	61	33	28	3.0	24.0	-	-	4	1	-		0	0	0	-	-	Daniel Graham	1	0	1	0
Willie McGinest	60	47	13	5.5	33.0	-	-	5	-	1		0	0	0	-	-	Ellis Hobbs	1	0	1	0
Asante Samuel	53	41	12	-	-	2	0	16	-	-		0	0	0	-	-	Bethel Johnson	1	0	1	0
Jarvis Green	52	29	23	2.5	18.0	-	-	-	1	-		0	0	0	-	-	Tim Dwight	1	0	1	0
Monty Beisel	47	26	21	1.0	2.0	-	-	1	1	-		4	3	1	-	-	Logan Mankins	0	0	1	0
Chad Brown	44	29	15	-	-	-	-	-	-	-		3	2	1	-	-	Tom Ashworth	0	0	1	0
Michael Stone	31	26	5	-	-	-	-	-	-	-		14	7	7	-	-	<b>Totals</b>	<b>16</b>	<b>9</b>	<b>7</b>	<b>0</b>
Ellis Hobbs	30	20	10	-	-	3	8	10	-	2		3	1	2	-	-					
Duane Starks	26	18	8	-	-	-	-	5	-	-		0	0	0	-	-					
Guss Scott	19	16	3	-	-	-	-	-	-	-		5	2	3	-	-					
Rodney Harrison	16	7	9	-	-	-	-	1	-	-		3	2	1	-	-					
Artrell Hawkins	15	11	4	1.0	1.0	-	-	-	-	-		0	0	0	-	-					
Randall Gay	11	10	1	-	-	-	-	1	-	-		3	2	1	-	-					
Hank Poteat	11	10	1	-	-	-	-	-	-	-		0	0	0	-	-					
Mike Wright	11	6	5	-	-	-	-	-	-	-		0	0	0	-	-					
Arturo Freeman	8	5	3	-	-	-	-	-	-	-		0	0	0	-	-					
James Sanders	6	3	3	-	-	1	39	1	-	-		3	2	1	-	-					
Marquise Hill	5	4	1	-	-	-	-	-	-	-		0	0	0	-	-					
Dan Klecko	5	4	1	0.5	4.0	-	-	-	-	-		1	0	1	-	-					
Chad Scott	2	2	0	-	-	-	-	-	-	-		0	0	0	-	-					
Matt Chatham	2	0	2	-	-	-	-	-	-	-		17	5	12	-	-					
Tyrone Poole	1	1	0	-	-	-	-	-	-	-		0	0	0	-	-					
Don Davis	0	0	0	-	-	-	-	-	-	-		23	7	16	-	-					
Larry Izzo	0	0	0	-	-	-	-	1	-	-		15	10	5	-	-					
Tully Banta-Cain	0	0	0	-	-	-	-	-	-	-		10	3	7	-	-					
Bethel Johnson	0	0	0	-	-	-	-	-	-	-		8	6	2	-	1					
Patrick Pass	0	0	0	-	-	-	-	-	-	-		5	4	1	-	-					
Wesly Mallard	0	0	0	-	-	-	-	-	-	-		3	2	1	-	-					
Lonie Paxton	0	0	0	-	-	-	-	-	-	-		3	1	2	-	-					
Michael Cloud	0	0	0	-	-	-	-	-	-	-		2	1	1	-	-					
Benjamin Watson	0	0	0	-	-	-	-	-	-	-		1	1	0	-	-					
Daniel Graham	0	0	0	-	-	-	-	-	-	-		1	1	0	-	-					
Heath Evans	0	0	0	-	-	-	-	-	-	-		1	0	1	-	-					
Tim Dwight	0	0	0	-	-	-	-	-	-	-		0	0	0	-	1					
<b>Totals</b>	<b>980</b>	<b>620</b>	<b>360</b>	<b>27.0</b>	<b>182.0</b>	<b>9</b>	<b>70</b>	<b>66</b>	<b>7</b>	<b>7</b>		<b>145</b>	<b>71</b>	<b>74</b>	<b>0</b>	<b>2</b>					

BLOCKED KICKS			
	XP	FG	P
<b>Totals</b>	<b>0</b>	<b>0</b>	<b>0</b>

MISC. OFFENSIVE STATS				
	Tkl	Ast	FF	FR
Deion Branch	3	0	0	0
Stephen Neal	2	0	0	0
Troy Brown	1	0	0	0
Heath Evans	1	0	0	0
Benjamin Watson	1	0	0	0
Matt Light	1	0	0	0
Logan Mankins	1	0	0	0
Daniel Graham	1	0	0	0
Kevin Faulk	1	0	0	0
Dan Koppen	1	0	0	0
<b>Totals</b>	<b>13</b>	<b>0</b>	<b>0</b>	<b>0</b>

BLOCKED KICKS			
	XP	FG	P
<b>Totals</b>	<b>0</b>	<b>0</b>	<b>0</b>

MISC. OFFENSIVE STATS				
	Tkl	Ast	FF	FR
Deion Branch	3	0	0	0
Stephen Neal	2	0	0	0
Troy Brown	1	0	0	0
Heath Evans	1	0	0	0
Benjamin Watson	1	0	0	0
Matt Light	1	0	0	0
Logan Mankins	1	0	0	0
Daniel Graham	1	0	0	0
Kevin Faulk	1	0	0	0
Dan Koppen	1	0	0	0
<b>Totals</b>	<b>13</b>	<b>0</b>	<b>0</b>	<b>0</b>

## LEGEND

TT-	Total Tackles	PD-	Pass Defensed
UT-	Unassisted Tackles	FF-	Forced Fumbles
A-	Assists	FR-	Fumbles Recovered
S/Yds-	Sacks/Yards Lost	O.B. -	Out of Bounds
I/Ret.-	Interceptions/Return Yards		



THREE-TIME SUPER BOWL CHAMPIONS





# HOW THE 2005 PATRIOTS WERE BUILT

YEAR	DRAFTEES (26)	AS OF DECEMBER 20, 2005 VETERAN FREE AGENTS (17)	WAIVERS (1) / TRADES (2)	ROOKIE AND FIRST-YEAR FREE AGENTS (7)
1993	Troy Brown (8)			
1994	Willie McGinest (1)			
1995				
1996	Tedy Bruschi (3)			Adam Vinatieri (fa)
1997				
1998				
1999	Kevin Faulk (2)			
2000	Tom Brady (6b) Patrick Pass (7b)		Matt Chatham (fa) (cw-STL)	Lonie Paxton (fa)
2001	Richard Seymour (1) Matt Light (2)	Larry Izzo (fa) (MIA) Mike Vrabel (3) (PIT)		Tom Ashworth (fa) Stephen Neal (fa)
2002	Daniel Graham (1) Deion Branch (2) Jarvis Green (4b) David Givens (7b)	Christian Fauria (2) (SEA)		Russ Hochstein (5)
2003	Ty Warren (1) Eugene Wilson (2a) Bethel Johnson (2b) Dan Klecko (D4a) Asante Samuel (4b) Tully Banta-Cain (7b)	Rosevelt Colvin (4) (CHI) Don Davis (fa) (STL) Brandon Gorin (7) (SD)		Gene Mruczkowski (fa)
2004	Vince Wilfork (1a) Benjamin Watson (1b) Marquise Hill (2)	Josh Miller (fa) (PIT) Billy Yates (fa) (MIA)	Corey Dillon (2) (tr-CIN)	
2005	Logan Mankins (1) Ellis Hobbs (3a) Nick Kaczur (3b) James Sanders (4) Matt Cassel (7a)	Monty Beisel (4) (KC) Chad Brown (2) (SEA) Tim Dwight (4) (SD) Heath Evans (3) (MIA) Doug Flutie (11) (SD) Artrell Hawkins (2) (WAS) Hank Poteat (3) (PIT) Michael Stone (2) (STL) Ross Tucker (fa) (BUF)	Andre' Davis (2) (tr-CLV)	Mike Wright (fa)
			<b>INJURED RESERVE (9)</b> Ryan Claridge (D5-05) Randall Gay (FA-04) Rodney Harrison (FA-03) Dan Koppen (D5-03) Michael McGrew (FA-05) Tyrone Poole (FA-03) Chad Scott (FA-05) Guss Scott (D3-04) Duane Starks (TR-05)	

^ Restricted Free Agent

(#) - indicates round drafted

(fa) - indicates non-drafted free agents



THREE-TIME SUPER BOWL CHAMPIONS







# UNOFFICIAL 2005 DEPTH CHART

Unofficial depth chart compiled by Patriots Media Relations, December 20, 2005

## OFFENSE

<b>WR:</b> 83 Deion Branch (14/14/0/0)	86 Tim Dwight (14/1/0/0)	81 Bethel Johnson (10/1/0/4)
<b>LT:</b> 68 Tom Ashworth (12/10/0/2)	<u>77 Nick Kaczur (12/9/0/2)*</u>	72 Matt Light (3/3/0/11)*
<b>LG:</b> <u>70 Logan Mankins (14/14/0/0)</u>	64 Gene Mruczkowski (5/0/0/1)	
<b>C:</b> 71 Russ Hochstein (14/5/0/0)	64 Gene Mruczkowski (5/0/0/1)	69 Ross Tucker (0/0/0/1)*
<b>RG:</b> 61 Stephen Neal (14/14/0/0)	74 Billy Yates (3/0/1/2)	69 Ross Tucker (0/0/0/1)*
<b>RT:</b> 76 Brandon Gorin (10/6/1/3)	68 Tom Ashworth (12/10/0/2)	
<b>TE:</b> 82 Daniel Graham (11/9/0/3)	84 Benjamin Watson (13/7/0/1)*	88 Christian Fauria (14/9/0/0)
<b>WR:</b> 87 David Givens (11/8/0/3)	80 Troy Brown (11/3/1/2)	18 Andre' Davis (7/3/0/4)
<b>QB:</b> 12 Tom Brady (14/14/0/0)	2 Doug Flutie (3/0/11/0)	<u>16 Matt Cassel (1/0/0/13)*</u>
<b>RB:</b> 28 Corey Dillon (11/9/1/2)	33 Kevin Faulk (6/1/0/8)	
<b>FB:</b> 35 Patrick Pass (10/4/0/4)	44 Heath Evans (4/1/0/3)*	

## DEFENSE

<b>LE:</b> 94 Ty Warren (14/14/0/0)	91 Marquise Hill (7/0/0/6)*	
<b>NT:</b> 75 Vince Wilfork (14/14/0/0)	<u>99 Mike Wright (12/0/2/0)</u>	90 Dan Klecko (9/0/0/4)*
<b>RE:</b> 93 Richard Seymour (10/10/0/4)	97 Jarvis Green (13/5/0/0)	
<b>OLB:</b> 55 Willie McGinest (14/14/0/0)	95 Tully Banta-Cain (12/0/0/2)	
<b>ILB:</b> 54 Tedy Bruschi (8/8/0/0)	52 Monty Beisel (13/6/0/1)	53 Larry Izzo (14/0/0/0)
<b>ILB:</b> 50 Mike Vrabel (14/14/0/0)	98 Chad Brown (13/5/0/1)	51 Don Davis (14/0/0/0)
<b>OLB:</b> 59 Rosevelt Colvin (14/9/0/0)	58 Matt Chatham (13/0/0/1)	
<b>LCB:</b> 22 Asante Samuel (14/14/0/0)	32 Hank Poteat (8/0/0/0)	
<b>RCB:</b> <u>27 Ellis Hobbs (14/6/0/0)</u>	25 Artrell Hawkins (4/3/0/1)	
<b>SS:</b> 25 Artrell Hawkins (4/3/0/1)	24 Michael Stone (11/3/0/0)	
<b>FS:</b> 26 Eugene Wilson (14/14/0/0)	<u>36 James Sanders (8/1/0/6)</u>	

## SPECIAL TEAMS

<b>K:</b> 4 Adam Vinatieri (14/0/0/0)	8 Josh Miller (14/0/0/0)	
<b>P:</b> 8 Josh Miller (14/0/0/0)	4 Adam Vinatieri (14/0/0/0)	
<b>H:</b> 8 Josh Miller (14/0/0/0)	12 Tom Brady (14/14/0/0)	
<b>PR:</b> 86 Tim Dwight (14/1/0/0)	80 Troy Brown (11/3/1/2)	
<b>KR:</b> 81 Bethel Johnson (10/1/0/4)	<u>27 Ellis Hobbs (14/6/0/0)</u>	86 Tim Dwight (14/1/0/0)
<b>LS:</b> 66 Lonie Paxton (14/0/0/0)	71 Russ Hochstein (14/5/0/0)	

\*- Player was inactive for last week's game  
Rookie and first-year players are underlined

## PATRIOTS PRONUNCIATION GUIDE

Monty Beisel.....	BYE-sull	Bethel Johnson .....	BETH-ull
Matt Cassel .....	CASTLE	Nick Kaczur .....	KÄ-zur
Christian Fauria .....	FOUR-ee-ay	Gene Mruczkowski .....	merch-KOWSKI
Marquise Hill .....	mar-KEESE	Adam Vinatieri .....	vin-a-TERRY
Russ Hochstein.....	HOKE-stine		



THREE-TIME SUPER BOWL CHAMPIONS





# 2005 ALPHABETICAL ROSTER

December 20, 2005

#	NAME	POS	HT	WT	BORN	YR	COLLEGE	H.S. HOMETOWN
68	Ashworth, Tom	T	6-6	305	10/10/77	4	Colorado	Englewood, Colo.
95	Banta-Cain, Tully	LB	6-2	250	08/28/80	3	California	Sunnyvale, Calif.
52	Beisel, Monty	LB	6-3	238	08/20/78	5	Kansas State	Douglass, Kan.
12	Brady, Tom	QB	6-4	225	08/03/77	6	Michigan	San Mateo, Calif.
83	Branch, Deion	WR	5-9	193	07/18/79	4	Louisville	Albany, Ga.
98	Brown, Chad	LB	6-2	245	07/12/70	13	Colorado	Altadena, Calif.
80	Brown, Troy	WR	5-10	196	07/02/71	13	Marshall	Blackville, S.C.
54	Bruschi, Tedy	LB	6-1	247	06/09/73	10	Arizona	Roseville, Calif.
16	Cassel, Matt	QB	6-4	222	05/17/82	R	Southern California	Northridge, Calif.
58	Chatham, Matt	LB	6-4	250	06/28/77	6	South Dakota	Sioux City, Iowa
59	Colvin, Rosevelt	LB	6-3	250	09/05/77	7	Purdue	Indianapolis, Ind.
18	Davis, Andre'	WR	6-1	195	06/12/79	4	Virginia Tech	Niskayuna, N.Y.
51	Davis, Don	LB	6-1	235	12/17/72	10	Kansas	Olathe, Kan.
28	Dillon, Corey	RB	6-1	225	10/24/74	9	Washington	Seattle, Wash.
86	Dwight, Tim	WR	5-8	180	07/13/75	8	Iowa	Iowa City, Iowa
44	Evans, Heath	FB	6-0	250	12/30/78	5	Auburn	West Palm Beach, Fla.
33	Faulk, Kevin	RB	5-8	202	06/05/76	7	Louisiana State	Carencro, La.
88	Fauria, Christian	TE	6-4	250	09/22/71	11	Colorado	Encino, Calif.
2	Flutie, Doug	QB	5-10	180	10/23/62	12	Boston College	Natick, Mass.
87	Givens, David	WR	6-0	215	08/16/80	4	Notre Dame	Humble, Texas
76	Gorin, Brandon	T	6-6	308	07/17/78	4	Purdue	Muncie, Ind.
82	Graham, Daniel	TE	6-3	257	11/16/78	4	Colorado	Denver, Colo.
97	Green, Jarvis	DL	6-3	290	01/12/79	4	Louisiana State	Donaldsonville, La.
25	Hawkins, Artrell	DB	5-10	190	11/24/76	8	Cincinnati	Johnstown, Pa.
91	Hill, Marquise	DE	6-6	300	08/07/82	2	Louisiana State	New Orleans, La.
27	Hobbs, Ellis	CB	5-9	188	05/16/83	R	Iowa State	DeSoto, Texas
71	Hochstein, Russ	C	6-4	305	10/07/77	5	Nebraska	Hartington, Neb.
53	Izzo, Larry	LB	5-10	228	09/26/74	10	Rice	Houston, Texas
81	Johnson, Bethel	WR	5-11	200	02/11/79	3	Texas A&M	Corsicana, Texas
77	Kaczur, Nick	T	6-4	319	07/28/79	R	Toledo	Brantford, Ontario
90	Klecko, Dan	DL	5-11	275	01/12/81	3	Temple	Colts Neck, N.J.
72	Light, Matt	T	6-4	305	06/23/78	5	Purdue	Greenville, Ohio
70	Mankins, Logan	OL	6-4	307	03/10/82	R	Fresno State	Catheys Valley, Calif.
55	McGinest, Willie	LB	6-5	270	12/11/71	12	Southern California	Long Beach, Calif.
8	Miller, Josh	P	6-4	225	07/14/70	10	Arizona	Rockaway, N.Y.
64	Mruczkowski, Gene	G/C	6-2	305	06/06/80	3	Purdue	Cleveland, Ohio
61	Neal, Stephen	G	6-4	305	10/09/76	4	Cal State-Bakersfield	San Diego, Calif.
35	Pass, Patrick	FB	5-10	217	12/31/77	6	Georgia	Tucker, Ga.
66	Paxton, Lonie	LS	6-2	260	03/13/78	6	Sacramento State	Corona, Calif.
32	Poteat, Hank	CB	5-10	192	08/30/77	4	Pittsburgh	Harrisburg, Pa.
22	Samuel, Asante	CB	5-10	185	01/06/81	3	Central Florida	Ft. Lauderdale, Fla.
36	Sanders, James	S	5-10	207	11/11/83	R	Fresno State	Porterville, Calif.
93	Seymour, Richard	DL	6-6	310	10/06/79	5	Georgia	Gadsden, S.C.
24	Stone, Michael	S	6-0	201	02/13/78	5	Memphis	Southfield, Mich.
69	Tucker, Ross	OL	6-4	316	03/02/79	5	Princeton	Wyomissing, Pa.
4	Vinatieri, Adam	K	6-0	202	12/28/72	10	South Dakota State	Rapid City, S.D.
50	Vrabel, Mike	LB	6-4	261	08/14/75	9	Ohio State	Akron, Ohio
94	Warren, Ty	DL	6-5	300	02/06/81	3	Texas A&M	Bryan, Texas
84	Watson, Benjamin	TE	6-3	253	12/18/80	2	Georgia	Rock Hill, S.C.
75	Wilfork, Vince	DL	6-2	325	11/04/81	2	Miami (Fla.)	Boynton Beach, Fla.
26	Wilson, Eugene	S	5-10	195	08/17/80	3	Illinois	Merrillville, Ind.
99	Wright, Mike	DL	6-4	295	03/01/82	R	Cincinnati	Cincinnati, Ohio
74	Yates, Billy	G	6-2	305	04/15/80	2	Texas A&M	Fort Worth, Texas

## PRACTICE SQUAD

49	Alexander, Eric	LB	6-2	240	02/08/82	2	Louisiana State	Port Arthur, Texas
65	Britt, Wesley	T	6-8	314	11/21/81	R	Alabama	Cullman, Ala.
13	Childress, Bam	WR	5-10	185	03/31/82	R	Ohio State	Warrensville Heights, Ohio
14	Sam, P.K.	WR	6-3	210	02/26/83	2	Florida State	Buford, Ga.
92	Thomas, Santonio	DL	6-4	308	07/02/81	R	Miami (Fla.)	Belle Glade, Fla.
41	Ventrone, Raymond	S	5-10	200	10/21/82	R	Villanova	Pittsburgh, Pa.

## HEAD COACH: BILL BELICHICK

**ASSISTANTS:** Joel Collier, Assistant Secondary; Brian Daboll, Wide Receivers; Ivan Fears, Running Backs; Pepper Johnson, Defensive Line; Eric Mangini, Defensive Coordinator; Pete Mangurian, Tight Ends; Josh McDaniels, Quarterbacks; Harold Nash, Assistant Strength and Conditioning; Matt Patricia, Assistant Offensive Line; Dean Pees, Linebackers; Dante Scarnecchia, Assistant Head Coach/Offensive Line; Brad Seely, Special Teams; Mike Woicik, Strength and Conditioning.



THREE-TIME SUPER BOWL CHAMPIONS





# 2005 NUMERICAL ROSTER

December 20, 2005

#	NAME	POS	HT	WT	AGE	YR	COLLEGE	HOW ACQ.	P/S/D/I
2	Doug Flutie	QB	5-10	180	43	12	Boston College	FA (SD)-05	3/0/11/0
4	Adam Vinatieri	K	6-0	202	32	10	South Dakota State	FA-96	14/0/0/0
8	Josh Miller	P	6-4	225	35	10	Arizona	FA (PIT)-04	14/0/0/0
12	Tom Brady	QB	6-4	225	28	6	Michigan	D6b-00	14/14/0/0
16	Matt Cassel	QB	6-4	222	23	R	Southern California	D7a-05	1/0/0/13
18	Andre' Davis	WR	6-1	195	26	4	Virginia Tech	TR (CLV)-05	7/3/0/4
22	Asante Samuel	CB	5-10	185	24	3	Central Florida	D4b-03	14/14/0/0
24	Michael Stone	S	6-0	201	27	5	Memphis	FA (STL)-05	11/3/0/0
25	Artrell Hawkins	DB	5-10	190	29	8	Cincinnati	FA (WAS)-05	4/3/0/1
26	Eugene Wilson	S	5-10	195	25	3	Illinois	D2a-03	14/14/0/0
27	Ellis Hobbs	CB	5-9	188	22	R	Iowa State	D3a-05	14/6/0/0
28	Corey Dillon	RB	6-1	225	31	9	Washington	TR (CIN)-04	11/9/1/2
32	Hank Poteat	CB	5-10	192	28	4	Pittsburgh	FA (CAR)-04	8/0/0/0
33	Kevin Faulk	RB	5-8	202	29	7	Louisiana State	D2-99	6/1/0/8
35	Patrick Pass	FB	5-10	217	27	6	Georgia	D7b-00	10/4/0/4
36	James Sanders	S	5-10	207	22	R	Fresno State	D4-05	8/1/0/6
44	Heath Evans	FB	6-0	250	26	5	Auburn	FA (MIA)-05	4/1/0/3
50	Mike Vrabel	LB	6-4	261	30	9	Ohio State	UFA (PIT)-01	14/14/0/0
51	Don Davis	LB	6-1	235	33	10	Kansas	UFA (STL)-03	14/0/0/0
52	Monty Beisel	LB	6-3	238	27	5	Kansas State	UFA (KC)-05	13/5/0/1
53	Larry Izzo	LB	5-10	228	31	10	Rice	UFA (MIA)-01	14/0/0/0
54	Tedy Bruschi	LB	6-1	247	32	10	Arizona	D3-96	8/8/0/0
55	Willie McGinest	LB	6-5	270	34	12	Southern California	D1-94	14/14/0/0
58	Matt Chatham	LB	6-4	250	27	6	South Dakota	CW-00	13/0/0/1
59	Rosevelt Colvin	LB	6-3	250	28	7	Purdue	UFA (CHI)-03	14/9/0/0
61	Stephen Neal	G	6-4	305	29	4	Cal State-Bakersfield	FA-01	14/14/0/0
64	Gene Muczkowski	G/C	6-2	305	25	3	Purdue	FA-03	5/0/0/1
66	Lonie Paxton	LS	6-2	260	27	6	Sacramento State	FA-00	14/0/0/0
68	Tom Ashworth	T	6-6	305	28	4	Colorado	FA-01	12/10/0/2
69	Ross Tucker	OL	6-4	316	26	5	Princeton	FA-05	0/0/0/1
70	Logan Mankins	OL	6-4	307	23	R	Fresno State	D1-05	14/14/0/0
71	Russ Hochstein	C	6-4	305	28	5	Nebraska	FA-03	14/5/0/0
72	Matt Light	T	6-4	305	27	5	Purdue	D2-01	3/3/0/11
74	Billy Yates	G	6-2	305	25	2	Texas A&M	FA-05	3/0/1/2
75	Vince Wilfork	DL	6-2	325	25	2	Miami (Fla.)	D1a-04	14/14/0/0
76	Brandon Gorin	T	6-6	308	27	4	Purdue	FA-03	10/6/1/3
77	Nick Kaczur	T	6-4	319	26	R	Toledo	D3b-05	12/9/0/2
80	Troy Brown	WR	5-10	196	34	13	Marshall	D8-93	11/3/1/2
81	Bethel Johnson	WR	5-11	200	25	3	Texas A&M	D2b-03	10/1/0/4
82	Daniel Graham	TE	6-3	257	26	4	Colorado	D1-02	11/9/0/3
83	Deion Branch	WR	5-9	193	26	4	Louisville	D2-02	14/14/0/0
84	Benjamin Watson	TE	6-3	253	25	2	Georgia	D1b-04	13/7/0/1
86	Tim Dwight	WR	5-8	180	30	8	Iowa	FA-05	14/1/0/0
87	David Givens	WR	6-0	215	25	4	Notre Dame	D7b-02	11/8/0/3
88	Christian Fauria	TE	6-4	250	34	11	Colorado	UFA (SEA)-02	14/9/0/0
90	Dan Klecko	DL	5-11	275	24	3	Temple	D4a-03	9/0/0/5
91	Marquise Hill	DE	6-6	300	23	2	Louisiana State	D2-04	7/0/0/7
93	Richard Seymour	DL	6-6	310	26	5	Georgia	D1-01	10/10/0/4
94	Ty Warren	DL	6-5	300	24	3	Texas A&M	D1-03	14/14/0/0
95	Tully Banta-Cain	LB	6-2	250	25	3	California	D7b-03	12/0/0/2
97	Jarvis Green	DL	6-3	290	26	4	Louisiana State	D4b-02	14/5/0/0
98	Chad Brown	LB	6-2	245	35	13	Colorado	FA (SEA)-05	13/5/0/1
99	Mike Wright	DL	6-4	295	23	R	Cincinnati	FA-05	12/0/2/0

## RESERVE / INJURED

47	Ryan Claridge	LB	6-2	254	24	R	Nevada-Las Vegas	D5-05	-/-/-/-
21	Randall Gay	CB	5-11	186	23	2	Louisiana State	FA-04	5/2/0/4
37	Rodney Harrison	S	6-1	220	32	12	Western Illinois	FA (SD)-03	3/3/0/0
67	Dan Koppen	C	6-2	296	26	3	Boston College	D5-03	9/9/0/0
15	Michael McGrew	WR	6-2	201	23	R	Virginia	FA-05	-/-/-/-
38	Tyrone Poole	CB	5-8	188	33	10	Fort Valley State	UFA (DEN)-03	1/1/0/5
30	Chad Scott	CB	6-1	202	31	9	Maryland	FA (PIT)-05	3/0/0/2
29	Guss Scott	S	5-10	205	23	2	Florida	D3-04	5/2/0/1
23	Duane Starks	CB	5-10	174	31	8	Miami (Fla.)	TR (ARZ)-05	7/6/0/1

## HEAD COACH: BILL BELICHICK

**ASSISTANTS:** Joel Collier, Assistant Secondary; Brian Daboll, Wide Receivers; Ivan Fears, Running Backs; Pepper Johnson, Defensive Line; Eric Mangini, Defensive Coordinator; Pete Mangurian, Tight Ends; Josh McDaniels, Quarterbacks; Harold Nash, Assistant Strength and Conditioning; Matt Patricia, Assistant Offensive Line; Dean Pees, Linebackers; Dante Scarnecchia, Assistant Head Coach/Offensive Line; Brad Seely, Special Teams; Mike Woicik, Strength and Conditioning.

Ages as of Dec. 26, 2005



THREE-TIME SUPER BOWL CHAMPIONS







# INSIDE THE NUMBERS

## SPREADING THE WEALTH

**12**

The number of different players that have recorded touchdown receptions for the Patriots this season, setting a franchise record (11, 2002).

**6**

The number of wide receivers that have caught touchdown passes for the Patriots this season.

**3**

The number of tight ends that have caught touchdown passes for the Patriots this season.

**1**

The number of running backs that have caught touchdown passes for the Patriots this season.

**1**

The number of linebackers that have caught touchdown passes for the Patriots this season.

**1**

The number of offensive tackles that have caught touchdown passes for the Patriots this season.

## DOMINANT DEFENSE

**10**

The number of points the Patriots have allowed in their last three games, setting a franchise record for the fewest points allowed in a three-game span.

**11.5**

The average number of points the Patriots have allowed per game in their last six contests, dating back to Nov. 13 at Miami.

**4**

The number of times in the Patriots' last five halves that they have held their opponents scoreless. The only points they have allowed over that span came in the second half at Buffalo on Dec. 11.

**28.3**

The average number of total rushing yards the Patriots have allowed in their last three games.

## AUTOMATIC ADAM

**24**

The number of consecutive fourth-quarter field goals Adam Vinatieri has made since missing a 43-yarder in the fourth quarter against the Buffalo Bills on Dec. 8, 2002.

**96.8%**

Vinatieri's success rate in the second half of games since the 2003 season finale. He has hit 30 of his 31 second-half field goals since that time.

**22-for-23**

Vinatieri's accuracy numbers since the beginning of the 2001 season when the Patriots are either leading or behind by a touchdown or less.

**20**

The number of game-winning kicks Vinatieri has converted in his career, including two this season, 12 since the beginning of the 2001 season and two in Super Bowl play.

**1,144**

The number of points Vinatieri has scored in his career, setting the Patriots' all-time record (Gino Cappelletti ranks second with 1,130 points).

**260**

The number of successful field goals Vinatieri has made in his career, the most in Patriots history.

**158**

Consecutive games in which Vinatieri has played, establishing the second longest streak in team history. He trails only Raymond Clayborn's franchise record (161). Vinatieri has not missed a game in his 10-year career.

## ICE MEN

**20-0**

Tom Brady's career record as a starter when the game-time temperature is less than 40 degrees (including playoffs).

**12**

The number of times Brady has not thrown an interception in his 20 starts when the game-time temperature is less than 40.

**34-for-38**

Adam Vinatieri's field goal success rate in his last 17 games when the game-time temperature is less than 40 degrees (89.5 percent). The success streak includes a 13-for-14 performance in playoff games and dates back to Dec. 16, 2001.

**24-2**

The Patriots' record since 1993 when the game-time temperature is 35 degrees or less (.923 winning percentage).

**20-1**

The Patriots' record since 1993 when the game-time temperature is 34 degrees or less (.952 winning percentage).

**14-0**

The Patriots' record since 1993 when the game-time temperature is 30 degrees or less.

## HAPPY POST-THANKSGIVING

**30-4**

Tom Brady's career record in games played on Thanksgiving or later in the NFL season (.882 winning percentage), including playoff games.

**20**

The number of victories the Patriots have earned in their last 22 post-Thanksgiving games, including playoff games, dating back to the 2002 season finale.

## 2005 MILESTONES

**1**

The number of touchdown receptions Deion Branch needs to set a new single-season career high. He enters this week's game with four scoring grabs, tying a career high that he established in 2004.

**1**

The number of receptions David Givens needs to set a single-season career high. Givens enters this week's game with 56 receptions, tying a career high also set in 2004.

**2.5**

The number of sacks Willie McGinest needs to pass Julius Adams (79.5 sacks) for second place on the team's all-time sacks list.

## CONSECUTIVE STREAKS

**76**

Consecutive regular-season games in which Tom Brady has started at quarterback, the longest consecutive starts streak on the team.

**36**

Consecutive games in which Willie McGinest has started at outside linebacker, the longest consecutive starts streak on the Patriots defense.

**47**

The number of consecutive games the Patriots have gone without recording back-to-back losses.

**15**

The number of consecutive games the Patriots have won when the game-time temperature is 35 degrees or less.

**257**

Consecutive Patriots games televised locally, including preseason, regular-season and postseason games.

**124**

Consecutive sellouts in Foxborough, including preseason, regular-season and postseason games.

NOTE: All of the above streaks include regular-season games only, unless noted.



**THREE-TIME SUPER BOWL CHAMPIONS**

