

DENVER BRONCOS

2013 SEASON IN REVIEW



Media Relations Staff

Patrick Smyth, *Executive Director of Media Relations* • (303-264-5536) • patrick.smyth@broncos.nfl.net

Rebecca Villanueva, *Media Services Manager* • (303-264-5598) • rebecca.villanueva@broncos.nfl.net

Erich Schubert, *Media Relations Manager* • (303-264-5503) • erich.schubert@broncos.nfl.net

2 World Championships • 7 Super Bowls • 9 AFC Title Games • 13 AFC West Titles • 20 Playoff Berths • 26 Winning Seasons

FOR IMMEDIATE RELEASE

TUESDAY, FEB. 11, 2014



BRONCOS WRAP UP 2013 SEASON WITH FRANCHISE'S SEVENTH SUPER BOWL APPEARANCE

A comprehensive analysis of the 2013 season



QUICK HITS

* - The Broncos made their seventh Super Bowl appearance in franchise history and their sixth under Owner & CEO **Pat Bowlen**—tied for the most by an owner in professional football history. *See Page 3*

* - Pat Bowlen wrapped up his third decade as owner of the Broncos by totaling the most overall wins (307) by an owner in their first 30 years in professional football history. *See Page 3*

* - Of the 64 players on Denver's active/reserve rosters entering Super Bowl XLVIII, 58 of them (90.2%) were acquired or re-signed by Executive V.P. of Football Operations **John Elway** since he was hired in 2011. *See Page 5*

* - Head Coach **John Fox** became just the sixth head coach in NFL history to lead multiple teams to a Super Bowl. *See Page 5*

* - The Broncos set an NFL record with 606 points scored in 2013 and became the first team in league annals with five players scoring at least 10 touchdowns from scrimmage. *See Page 8*

* - Broncos **QB Peyton Manning** won his NFL-record fifth MVP award and became the third player in league annals to quarterback two different teams to the Super Bowl. *See Page 9*

* - **RB Knowshon Moreno** was the first player in franchise history to reach 1,000 rushing yards and 500 receiving yards in a season. *See Page 14*

* - Broncos **WRs Demaryius Thomas** and **Eric Decker** joined by **Cris Carter** and **Randy Moss** (Min., 1998-99) as the only wide receiver tandems in NFL history with 1,000 yards and 10 touchdowns each in consecutive seasons. *See Page 15*

* - Broncos **TE Julius Thomas** set a team record for touchdowns (12) by a tight end. *See Page 17*

* - **G Louis Vasquez** was the only 2013 NFL free agent to earn first-team All-Pro recognition from the Associated Press. *See Page 17*

* - **LB Danny Trevathan** was one of seven NFL players with at least 120 tackles and three interceptions in 2013. *See Page 19*

* - Broncos **DE Shaun Phillips** led the team with 10 sacks to rank second in the NFL among pass rushers who signed with new teams during the offseason. *See Page 19*

* - Broncos **K Matt Prater** earned his first career Pro Bowl selection in 2013 after leading the league in field goal percentage (96.2 / 25-of-26) and finishing second in the NFL in scoring (150 pts.). *See Page 20*

BRONCOS 2013 SCHEDULE/RESULTS

PRESEASON

Wk.	Day	Date	Opponent	Site	Result	Rec.
1	Thu.	Aug. 8	at San Francisco	Candlestick Park	W, 10-6	1-0
2	Sat.	Aug. 17	at Seattle	CenturyLink Field	L, 40-10	1-1
3	Sat.	Aug. 24	ST. LOUIS	Sports Authority Field at Mile High	W, 27-26	2-1
4	Thu.	Aug. 29	ARIZONA	Sports Authority Field at Mile High	L, 32-24	2-2

REGULAR SEASON

Wk.	Day	Date	Opponent	Site	Result	Rec.
1	Thu.	Sept. 5	BALTIMORE	Sports Authority Field at Mile High	W, 49-27	1-0
2	Sun.	Sept. 15	at N.Y. Giants	MetLife Stadium	W, 41-23	2-0
3	Mon.	Sept. 23	OAKLAND	Sports Authority Field at Mile High	W, 37-21	3-0
4	Sun.	Sept. 29	PHILADELPHIA	Sports Authority Field at Mile High	W, 52-20	4-0
5	Sun.	Oct. 6	at Dallas	AT&T Stadium	W, 51-48	5-0
6	Sun.	Oct. 13	JACKSONVILLE	Sports Authority Field at Mile High	W, 35-19	6-0
7	Sun.	Oct. 20	at Indianapolis	Lucas Oil Stadium	L, 39-33	6-1
8	Sun.	Oct. 27	WASHINGTON	Sports Authority Field at Mile High	W, 45-21	7-1
9	BYE					
10	Sun.	Nov. 10	at San Diego	Qualcomm Stadium	W, 28-20	8-1
11	Sun.	Nov. 17	KANSAS CITY	Sports Authority Field at Mile High	W, 27-17	9-1
12	Sun.	Nov. 24	at New England	Gillette Stadium	L, 34-31 (OT)	9-2
13	Sun.	Dec. 1	at Kansas City	Arrowhead Stadium	W, 35-28	10-2
14	Sun.	Dec. 8	TENNESSEE	Sports Authority Field at Mile High	W, 51-28	11-2
15	Thu.	Dec. 12	SAN DIEGO	Sports Authority Field at Mile High	L, 27-20	11-3
16	Sun.	Dec. 22	at Houston	Reliant Stadium	W, 37-13	12-3
17	Sun.	Dec. 29	at Oakland	O.co Coliseum	W, 34-14	13-3

POSTSEASON

Wk.	Day	Date	Opponent	Site	Time/Result	Rec.
1	BYE					
2	Sun.	Jan. 12	SAN DIEGO	Sports Authority Field at Mile High	W, 24-17	1-0
3	Sun.	Jan. 19	NEW ENGLAND	Sports Authority Field at Mile High	W, 26-16	2-0
4	Sun.	Feb. 2	SEATTLE	MetLife Stadium	L, 43-8	2-1

2013 REGULAR-SEASON AFC WEST STANDINGS

Team	W	L	T	PF	PA	Home	Road	AFC	NFC	DIV	Streak
Denver	13	3	0	606	399	7-1	6-2	9-3	4-0	5-1	Won 2
Kansas City	11	5	0	430	305	5-3	6-2	7-5	4-0	2-4	Lost 2
San Diego	9	7	0	396	348	5-3	4-4	6-6	3-1	4-2	Won 4
Oakland	4	12	0	322	453	3-5	1-7	4-8	0-4	1-5	Lost 5

DENVER BRONCOS MEDIA ROOM

The Denver Broncos have a media-only website, which was created to assist accredited media in their coverage of the Broncos. By going to <http://media.denverbroncos.com>, members of the press will find weekly releases, press releases, rosters, depth charts, updated bios, transcripts, injury reports, game recaps, news clippings, photos, credential applications, a comprehensive historical database and much more.



2013 STATISTICS AT A GLANCE

BRONCOS 2013 TEAM STATISTICS AT A GLANCE

	REG. SEASON	POSTSEASON
Record	13-3	2-1
Turnover Margin (NFL Rank)	EVEN (T-14th)	-6 (11th)
OFFENSE		
Net Yards Per Game (NFL Rank)	457.3 (1st)	392.0 (5th)
Yards Per Play (NFL Rank)	6.3 (2nd)	5.7 (5th)
Points Per Game (NFL Rank)	37.9 (1st)	19.3 (10th)
Possession Average	30:06	33:06
Net Rushing YPG (NFL Rank)	117.1 (15th)	89.0 (10th)
Net Passing YPG (NFL Rank)	340.3 (1st)	303.0 (4th)
Had Intercepted/Yards	10/131	3/71
Sacks Allowed/Yards	20/128	1/1
Fumbles/Lost	27/16	5/3
Third Down Pct. (NFL Rank)	46.3% (2nd)	56.4% (3rd)
Red Zone TD Pct. (NFL Rank)	76.1% (1st)	50.0% (T-6th)
Giveaways	26	6

DEFENSE

Net Yards Per Game (NFL Rank)	356.0 (19th)	306.7 (3rd)
Yards Per Play (NFL Rank)	5.3 (16th)	5.8 (7th)
Points Per Game (NFL Rank)	24.9 (22nd)	25.3 (8th)
Net Rushing Yards Per Game	101.6 (T-7th)	88.0 (T-1st)
Net Passing Yards Per Game	254.4 (27th)	218.7 (6th)
Intercepted By/Yards	17/141	0/0
Sacks For/Yards	41/290	6/44
Opponent Fumbles/Lost	25/9	0/0
Third Down Pct. (NFL Rank)	38.1% (16th)	47.2% (7th)
Red Zone TD Pct. (NFL Rank)	61.7% (25th)	60.0% (10th)
Takeaways	26	0

SPECIAL TEAMS

Punts-Average Yards (Gross)	43.8	36.0
Punts-Average Yards (Net)	38.8	29.3
Punt Returns-Average Per	7.8	18.8
Punt Returns-Average Per Allowed	9.8	0.0
Kickoff Returns-Average Per	25.0	20.7
Kickoff Returns-Average Per Allowed	29.3	53.5
Field Goals Made/Attempted	25/26	5/6

PENALTIES

Penalties Against/Yards	117/1,000	15/128
Opponent Penalties Against/Yards	97/807	20/182

BRONCOS 2013 INDIVIDUAL LEADERS

REGULAR SEASON POSTSEASON

PASSING YARDS

Manning	5,477	Manning	910
Osweller	95		

RUSHING YARDS

Moreno	1,038	Moreno	158
Ball	559	Ball	96
Hillman	218	Anderson	9

RECEIVING YARDS

D. Thomas	1,430	D. Thomas	306
Decker	1,288	J. Thomas	188
J. Thomas	788	Welker	160
Welker	778	Decker	111

POINTS SCORED

Prater	150	Prater	20
D. Thomas	84	D. Thomas	18
Moreno	78	Welker	8
J. Thomas	72	Moreno, Tamme	6

INTERCEPTIONS

Three players	3	None	0
Moore	2		
Six players	1		

SACKS

Phillips	10.0	Phillips	2.0
Jackson	6.0	Four players	1.0
Ayers	5.5		

DEFENSIVE TACKLES (PRESS BOX TOTALS)

Trevathan	124	Trevathan	24
Woodyard	83	Ihenacho	15
Ihenacho	72	Adams, Knighton	12
Harris Jr.	65	Bailey	11

KICKOFF RETURNS (AVG.)

Holliday	28 (27.7)	Holliday	9 (20.7)
Caldwell	6 (23.5)		
Bolden	2 (22.0)		

PUNT RETURNS (AVG.)

Holliday	32 (8.5)	Decker	4 (18.8)
Welker	10 (7.0)		

FIELD GOALS

Prater	25/26 (.962)	Prater	5/6 (.833)
--------	--------------	--------	------------

PUNTS (GROSS/NET AVG.)

Colquitt	65 (44.5/38.8)	Colquitt	3 (36.0/29.3)
----------	----------------	----------	---------------



TEAM NOTES / OWNER & CEO PAT BOWLEN

BRONCOS EARN SEVENTH SUPER BOWL BERTH

The Denver Broncos played in their seventh Super Bowl in franchise history when they faced the Seattle Seahawks on Feb. 2 at MetLife Stadium.

Denver's seven Super Bowl appearances are tied for the third-most in NFL history.

MOST SUPER BOWL APPEARANCES, NFL HISTORY

Team	No.
1. Dallas	8
Pittsburgh	8
3. Denver	7
New England	7
5. San Francisco	6

DENVER BRONCOS SUPER BOWL SEASONS

Season	Coach	Opponent	Result
1977	Red Miller	Dallas	L, 27-10
1986	Dan Reeves	N.Y. Giants	L, 39-20
1987	Dan Reeves	Washington	L, 42-10
1989	Dan Reeves	San Francisco	L, 55-10
1997	Mike Shanahan	Green Bay	W, 31-24
1998	Mike Shanahan	Atlanta	W, 34-19
2013	John Fox	Seattle	L, 43-8

PAT BOWLEN MAKES SIXTH S.B. APPEARANCE

Broncos Owner & CEO Pat Bowlen made his sixth Super Bowl appearance with the Broncos, tying him for the most Super Bowl berths among owners in professional football history.

MOST SUPER BOWL APPEARANCES BY A TEAM OWNER, PROFESSIONAL FOOTBALL HISTORY

Owner	Team	No.
1. Pat Bowlen	Denver	6
Robert Kraft	New England	6
3. Edward DeBartolo Jr.	San Francisco	5
Clint Murchison Jr.	Dallas	5
Joe Robbie	Miami	5

BRONCOS FINISH AS AFC NO. 1 SEED

The Denver Broncos earned the AFC's No. 1 seed and home-field advantage throughout the playoffs for the second consecutive year and the seventh time in franchise history.

The Broncos have advanced to the Super Bowl five of the seven times they earned the conference's No. 1 seed.

SEASONS EARNING THE AFC NO. 1 SEED, BRONCOS HISTORY

Year	Rec.	Coach	Postseason (rec.)
1977	12-2	Red Miller	Super Bowl (2-1)
1987	10-4-1	Dan Reeves	Super Bowl (2-1)
1989	11-5	Dan Reeves	Super Bowl (2-1)
1996	13-3	Mike Shanahan	Playoffs (0-1)
1998	14-2	Mike Shanahan	Super Bowl Champion (3-0)
2012	13-3	John Fox	Playoffs (0-1)
2013	13-3	John Fox	Super Bowl (2-1)

AFC WEST CHAMPIONS

The Broncos, who won the AFC West for the 13th time in their history in 2013, own the most titles among division members.

This 2013 season marked the first time in franchise history the Broncos have captured three consecutive divisional crowns.

MOST AFC WEST DIVISION TITLES, NFL HISTORY

Team	No.
1. Denver	13
2. Oakland	12
3. San Diego	10
4. Kansas City	6
5. Seattle	2

DENVER BRONCOS' AFC WEST TITLE SEASONS

Year	W	L	T	Coach	Postseason (Rec.)
1977	12	2	0	Red Miller	Super Bowl (2-1)
1978	10	6	0	Red Miller	Playoffs (0-1)
1984	13	3	0	Dan Reeves	Playoffs (0-1)
1986	11	5	0	Dan Reeves	Super Bowl (2-1)
1987	10	4	1	Dan Reeves	Super Bowl (2-1)
1989	11	5	0	Dan Reeves	Super Bowl (2-1)
1991	12	4	0	Dan Reeves	AFC Champ. (1-1)
1996	13	3	0	Mike Shanahan	Playoffs (0-1)
1998	14	2	0	Mike Shanahan	S.B. Champs (3-0)
2005	13	3	0	Mike Shanahan	AFC Champ. (1-1)
2011	8	8	0	John Fox	Playoffs (1-1)
2012	13	3	0	John Fox	Playoffs (0-1)
2013	13	3	0	John Fox	Playoffs (2-1)

PAT BOWLEN WRAPS UP 30th SEASON

The 2013 season marked Pat Bowlen's 30th season as owner of the Denver Broncos.

Mr. Bowlen's 289 regular-season wins and 307 overall victories are the most by an owner in their first 30 years in professional football history.

MOST OVERALL WINS BY AN OWNER IN FIRST 30 YEARS, PROFESSIONAL FOOTBALL HISTORY

Owner	Years (No.)	R.S.	Overall
1. Pat Bowlen, Den.	1984-2013 (30)	289	307
2. Al Davis, Oak.	1972-2001 (30)	277	296
3. Virginia Halas McCaskey, Chi.	1983-2012 (30)	259	269
4. George Halas, Chi.	1922-1951 (30)	247	253
5. Edward DeBartolo Jr., S.F.	1977-1999 (23)	226	248
Art Modell, Cle.	1961-1990 (30)	242	248
7. Tom Benson, N.O.	1985-2013 (29)	239	246
8. Alex Spanos, S.D.	1984-2013 (30)	231	238
Carroll Rosenbloom, Bal./LAN	1953-1978 (26)	226	238
10. Clint Murchison Jr., Dal.	1960-1983 (24)	214	234



BOWLEN / EXECUTIVE V.P. OF FOOTBALL OPERATIONS JOHN ELWAY

BOWLEN ERA MARKED BY ACHIEVEMENT

Introduced as the majority owner of the Denver Broncos on March 23, 1984, Pat Bowlen has positioned the Broncos among the league's top franchises during the last three decades.

REGULAR-SEASON WINS, NFL, 1984-PRES.

Team	No.
1. San Francisco	295
2. Denver	289
3. New England	284
4. Pittsburgh	280
5. Green Bay	271

OVERALL WINS, NFL, 1984-PRES.

Team	No.
1. San Francisco	319
2. New England	308
3. Denver	307
4. Pittsburgh	299
5. Green Bay	288

DIVISION TITLES, NFL, 1984-PRES.

Team	No.
1. New England	14
2. San Francisco	13
3. Pittsburgh	12
4. Denver	11
5. Chicago	10
Green Bay	10
Indianapolis	10

SEASONS WITH A .500 OR BETTER RECORD

Team	No.
1. Denver	25
2. New England	23
3. Green Bay	22
Miami	22
Pittsburgh	22

CONFERENCE CHAMP. GAMES, NFL, 1984-PRES.

Team	No.
1. San Francisco	11
2. New England	10
Pittsburgh	9
4. Denver	8

SUPER BOWL APPEARANCES, NFL, 1984-PRES.

Team	No.
1. New England	7
2. Denver	6
3. N.Y. Giants	5
San Francisco	5
5. Buffalo	4
Pittsburgh	4

SUPER BOWL WINS, NFL, 1984-PRES.

Team	No.
1. San Francisco	4
2. Dallas	3
New England	3
N.Y. Giants	3
5. Den., G.B., Pit., Was.	2

BOWLEN REACHES 300 WINS

Broncos Owner & CEO Pat Bowlen earned his 300th win in Week 10 against San Diego to become the first owner in professional football history to reach 300 wins in 30 years.

He also was the second-fastest owner to 300 wins in terms of games.

FEWEST YEARS TO REACH 300 OVERALL WINS BY AN OWNER, PROFESSIONAL FOOTBALL HISTORY

Owner	Years
1. Pat Bowlen, Den.	30
2. Al Davis, Oak.	31
3. Lamar Hunt, K.C.	38
4. Art Modell, Cle./Bal.	39
5. Ralph Wilson, Buf.	40

FEWEST GAMES TO REACH 300 OVERALL WINS BY AN OWNER, PROFESSIONAL FOOTBALL HISTORY

Owner	Games
1. Al Davis, Oak.	495
2. Pat Bowlen, Den.	501
3. George Halas, Chi.	536
4. Art Modell, Cle./Bal.	570
5. Lamar Hunt, K.C.	574

PAT BOWLEN'S ALL-TIME RANKINGS AMONG PRO FOOTBALL PRIMARY OWNERS/CHAIRPERSONS

Category	No.	All-Time Rk.	Since '84
Regular-Season Wins	289	9th	1st
Overall Wins	307	T-8th	1st
Winning Seasons	18	T-10th	1st
Playoff Appearances	16	T-6th	1st
Playoff Wins	17	6th	4th
Conference Championship Berths	8	5th	T-2nd
Super Bowl Appearances	6	T-1st	T-1st
Super Bowl Wins	2	T-7th	T-4th

ELWAY HAS BRONCOS BACK TO WINNING WAYS

Since John Elway was hired in 2011 (and coming off a 4-12 record in 2010), the Broncos have totaled the third-most overall wins (37) in the NFL.

Denver is one of eight teams to average at least 10 wins a year from 2011-13, one of five clubs to make the postseason in each of the last three campaigns and one of three franchises to win a division title in each of the last three years.

MOST OVERALL WINS, NFL, 2011-PRES.

Team	W	L	T	Playoff App.
1. New England	41	13	0	3
2. San Francisco	41	13	1	3
3. Denver	37	16	0	3
4. Green Bay	35	16	1	3
Baltimore	35	19	0	2

BRONCOS NFL RANKS UNDER JOHN ELWAY (2011-PRES.)

Statistic	No.	Rk.
Reg. Season Wins	34	T-3rd
Overall Wins	37	3rd
Playoff Berths	3	T-1st
Division Titles	3	T-1st



EXEC. V.P. OF FOOTBALL OPERATIONS JOHN ELWAY / HEAD COACH JOHN FOX

ELWAY ASSEMBLES A CHAMPIONSHIP-CALIBER ROSTER

Of the 64 players that were on Denver's active/reserve roster entering Super Bowl XLVIII, 58 of them (90.6%) were acquired or re-signed by John Elway during the last three years.

HOW DENVER'S SUPER BOWL ROSTER WAS BUILT (in order of date acquired/re-signed)

Year	Player	Transaction
2011 15 players	C Manny Ramirez	Free Agent
	DT Mitch Unrein	Free Agent
	CB Champ Bailey	Re-Signed
	DT Kevin Vickerson	Re-Signed
	LB Von Miller	Draft (Rd. 1)
	S Rahim Moore	Draft (Rd. 2a)
	T Orlando Franklin	Draft (Rd. 2b)
	LB Nate Irving	Draft (Rd. 3)
	S Quinton Carter	Draft (Rd. 4a)
	TE Julius Thomas	Draft (Rd. 4b)
	TE Virgil Green	Draft (Rd. 7a)
	CB Chris Harris Jr.	College Free Agent
	K Matt Prater	Re-Signed
	LB Wesley Woodyard	Re-Signed
	CB Tony Carter	Free Agent
2012 17 players	S Mike Adams	Free Agent
	QB Peyton Manning	Free Agent
	WR Andre Caldwell	Free Agent
	TE Joel Dreessen	Free Agent
	TE Jacob Tamme	Free Agent
	T Chris Clark	Re-Signed
	DE Derek Wolfe	Draft (Rd. 2a)
	QB Brock Osweiler	Draft (Rd. 2b)
	RB Ronnie Hillman	Draft (Rd. 3)
	S Omar Bolden	Draft (Rd. 4a)
	DE Malik Jackson	Draft (Rd. 5)
	LB Danny Trevathan	Draft (Rd. 6)
	LS Aaron Brewer	College Free Agent
	S Duke Ihenacho	College Free Agent
	LB Steven Johnson	College Free Agent
	C Dan Koppen	Free Agent
	WR Trindon Holliday	Waivers
2013 26 players	S David Bruton	Re-Signed
	G Louis Vasquez	Free Agent
	DT Terrance Knighton	Free Agent
	CB Dominique Rodgers-Cromartie	Free Agent
	WR Wes Welker	Free Agent
	LB Stewart Bradley	Free Agent
	DT Sylvester Williams	Draft (Rd. 1)
	RB Montee Ball	Draft (Rd. 2)
	CB Kayvon Webster	Draft (Rd. 3)
	DE Shaun Phillips	Free Agent
	DE Quanterus Smith	Draft (Rd. 5a)
	T Winston Painter	Draft (Rd. 6)
	QB Zac Dysert	Draft (Rd. 7)
	RB C.J. Anderson	College Free Agent
	LB Lerentee McCray	College Free Agent
	CB Quentin Jammer	Free Agent
	T Ryan Clady	Re-Signed
	C Steve Vallos	Free Agent
	P Britton Colquitt	Re-Signed
	LB Paris Lenon	Free Agent
	T Winston Justice	Free Agent
	S Michael Huff	Free Agent
	DT Sione Fua	Free Agent
	DE Jeremy Mincey	Free Agent
	LB Brandon Marshall	Free Agent
	CB Marquice Cole	Free Agent

Ended season on injured reserve

FOX MAKES SECOND S.B. APPEARANCE AS HEAD COACH

Broncos Head Coach John Fox is just the sixth head coach in professional football history to lead multiple teams to the Super Bowl.

Fox led Carolina to the Super Bowl following the 2003 season—his second year with the Panthers. He also served as defensive coordinator for the 2000 New York Giants, who advanced to Super Bowl XXXV.

HEAD COACHES TO LEAD MULTIPLE TEAMS TO THE SUPER BOWL

Coach	First Team	Second Team
Don Shula	Baltimore (1968)	Miami (1971, '72, '73)
Bill Parcells	N.Y. Giants (1986, '90)	New England (1996)
Dan Reeves	Denver (1986, '87, '89)	Atlanta (1998)
Dick Vermeil	Philadelphia (1980)	St. Louis (1999)
Mike Holmgren	Green Bay (1996, '97)	Seattle (2005)
John Fox	Carolina (2002)	Denver (2013)

FOX JOINS AN ELITE GROUP

Broncos Head Coach John Fox is just the fifth coach in NFL history to deliver division titles in each of his first three years with a team.

Fox, who took over a team that finished 4-12 in 2010, is just the third coach to accomplish the above feat after inheriting a team with a losing record and just the second individual to take a last-place team and lead it to three consecutive division crowns in his first three years.

COACHES TO WIN DIVISION TITLES IN FIRST THREE YEARS WITH A TEAM

Head Coach	Team	Years	Prev. Rec. (Div. Fin.)
Chuck Knox*	L.A. Rams	1973-77 (5)	6-7-1 (3rd)
Ted Marchibroda	Baltimore	1975-77 (3)	2-12 (5th)
Barry Switzer	Dallas	1994-96 (3)	12-4 (1st)
Norv Turner	San Diego	2007-09 (3)	14-2 (1st)
John Fox	Denver	2011-12 (3)	4-12 (4th)

*Won more than three consecutive division titles

FOX AMONG WINNINGEST NFL COACHES

Broncos Head Coach John Fox ranks fifth among active NFL head coaches with 115 career wins. Those 115 career victories rank third among active head coaches since his first year with Carolina in 2002.

MOST OVERALL WINS, ACTIVE NFL HEAD COACHES

Coach	Reg. Season.	Postseason	Total
1. Bill Belichick, N.E./Cle.	199	18	217
2. Tom Coughlin, NYG/Jac.	158	11	169
3. Jeff Fisher, Stl./Ten.	157	5	162
4. Andy Reid, K.C./Phi.	141	10	151
5. John Fox, Den./Car.	107	8	115

MOST OVERALL WINS, ACTIVE NFL HEAD COACHES, 2002-13

Coach	Reg. Season.	Postseason	Total
1. Bill Belichick, N.E.	147	13	160
2. Andy Reid, K.C./Phi.	114	7	121
3. John Fox, Den./Car.	107	8	115
4. Tom Coughlin, NYG/Jac.	95	7	102
5. Jeff Fisher, Stl./Ten.	92	2	94



HEAD COACH JOHN FOX

FOX'S YEAR-BY-YEAR COACHING BREAKDOWN

Year	Team	Reg. Season	Postseason
2002	Carolina	7-9	
2003	Carolina	11-5	S.B. XXXVIII (3-1)
2004	Carolina	7-9	
2005	Carolina	11-5	NFC Champ. Game (2-1)
2006	Carolina	8-8	
2007	Carolina	7-9	
2008	Carolina	12-4	Playoffs (0-1)
2009	Carolina	8-8	
2010	Carolina	2-14	
2011	Denver	8-8	Playoffs (1-1)
2012	Denver	13-3	Playoffs (0-1)
2013	Denver	13-3	S.B. XLVIII (2-1)

BREAKDOWN OF JOHN FOX'S RECORD COACHING FOOTBALL

Category	W	L	T	Pct.
Regular season record as an NFL head coach	107	85	0	.557
Postseason record as an NFL head coach	8	6	--	.571
Overall record as an NFL head coach	115	91	0	.558
Regular season record as an NFL assistant coach	105	86	1	.549
Postseason record as an NFL assistant coach	4	4	--	.500
Overall record as an NFL assistant coach	109	90	1	.548
Overall record as an NFL coach	224	181	1	.553
Regular season record as a collegiate assistant coach	54	54	4	.500
Postseason record as a collegiate assistant coach	1	1	--	.500
Overall record as a collegiate assistant coach	55	55	4	.500
Overall record coaching football	279	236	5	.541

FOX'S 11-WIN SEASONS

John Fox is one of just six active head coaches with at least five 11-win seasons. Additionally, he joins Bill Belichick (8), Tony Dungy (6) and Andy Reid (5) as the only individuals with five or more 11-win seasons since his first year as a head coach in 2002.

MOST SEASONS WITH 11 WINS, NFL, SINCE 2002

Coach	No.
1. Bill Belichick, N.E.	8
2. Tony Dungy, Ind.	6
3. John Fox, Car./Den.	5
Andy Reid, Phi.	5
5. Mike McCarthy, G.B.	4
Sean Payton, N.O.	4

BRONCOS COACHING RECORDS

Below is a look at the overall records (regular season and playoffs) for all of Denver's head coaches in the club's 54-year history.

BRONCOS ALL-TIME HEAD COACHES' OVERALL RECORDS

Head Coach	Years	W	L	T	Pct.
Frank Filchock	1960-61	7	20	1	.268
Jack Faulkner	1962-64	9	22	1	.297
Mac Speedie*	1964-66	6	19	1	.250
Ray Malavasi*	1966	4	8	0	.333
Lou Saban	1967-71	20	42	3	.331
Jerry Smith*	1971	2	3	0	.400
John Ralston	1972-76	34	33	3	.507
Red Miller	1977-80	42	25	0	.627
Dan Reeves	1981-92	117	79	1	.596
Wade Phillips	1993-94	16	17	0	.485
Mike Shanahan	1995-2008	146	91	0	.616
Josh McDaniels	2009-10	11	17	0	.393
Eric Studesville*	2010	1	3	0	.250
John Fox^	2011-13	37	16	0	.698

^ - All games in 2013 credited to John Fox's record per Elias Sports Bureau

PRO BOWL PLAYERS COACHED BY FOX

Broncos Head Coach John Fox has coached 33 players who have earned a total of 63 Pro Bowl selections at 14 different positions during his coaching career.

PRO BOWL PLAYERS COACHED BY FOX AS
A POSITION COACH, COORDINATOR OR HEAD COACH
(2013 Pro Bowl selection in BOLD)

Player	Position	Pro Bowls	Years
Jesse Armstead	Linebacker	5	1997-2001
Champ Bailey	Cornerback	2	2011-12
Zane Beadles	Offensive Guard	1	2012
Jon Beason	Linebacker	3	2008-10
Gill Byrd	Cornerback	1	1992
Ryan Clady	Offensive Tackle	2	2011-12
Stephen Davis	Running Back	1	2003
Brian Dawkins	Safety	1	2011
Jake Delhomme	Quarterback	1	2005
Elvis Dumervil	Defensive End	2	2011-12
Mark Fields	Linebacker	1	2004
Jordan Gross	Offensive Tackle	2	2008, '10
Kris Jenkins	Defensive Tackle	3	2002-03, '06
Ryan Kalil	Center	2	2009-10
Peyton Manning	Quarterback	2	2012-13
Terry McDaniel	Cornerback	2	1994-95
Willis McGahee	Running Back	1	2011
Chester McGlockton	Defensive Tackle	2	1994-95
Von Miller	Linebacker	2	2011-12
Dan Morgan	Linebacker	1	2004
Muhsin Muhammad	Wide Receiver	1	2004
Julius Peppers	Defensive End	5	2004-06, '08-09
Matt Prater	Kicker	1	2013
Mike Rucker	Defensive End	1	2003
Todd Sauerbrun	Punter	2	2002-03
Steve Smith	Wide Receiver	3	2005-06, '08
Michael Strahan	Defensive End	4	1997-99, 2000
Demaryius Thomas	Wide Receiver	2	2012-13
Julius Thomas	Tight End	1	2013
Louis Vasquez	Offensive Guard	1	2013
Mike Wahle	Offensive Guard	1	2005
DeAngelo Williams	Running Back	1	2009
Rod Woodson	Cornerback	3	1989-91
Totals	33 plrs./14 pos.	63	

DEL RIO LEADS TEAM TO 3-1 RECORD
AS INTERIM HEAD COACH

Defensive Coordinator Jack Del Rio led the Broncos to a 3-1 record in the four games he served as interim head coach after John Fox underwent aortic heart valve replacement surgery on Nov. 4.

Del Rio, who spent nine seasons (2003-11) as head coach of the Jacksonville Jaguars and compiled a 69-73 (.486) overall record, was the fifth individual in Broncos history to serve as head coach on an interim basis.

BRONCOS ALL-TIME INTERIM HEAD COACHES

Head Coach	Years	W	L	T	Pct.
Mac Speedie*	1964-66	6	19	1	.250
Ray Malavasi	1966	4	8	0	.333
Jerry Smith	1971	2	3	0	.400
Eric Studesville	2010	1	3	0	.250
Jack Del Rio^	2013	3	1	0	.750

* - Named permanent head coach prior to 1965 season; ^ - 2013 record officially credited to John Fox per Elias Sports Bureau



TEAM NOTES

NEW FACES IN DENVER

Denver's final 2013 active roster featured 20 players who were not with the club in 2012.

Included in that total are 14 veteran free agents, five draft selections and one college free agent. Of the 20 new players, six were listed atop the depth chart at their respective positions.

DENVER BRONCOS NEW PLAYER BREAKDOWN

Type	No.
Veteran Free Agents	14
Draft Choices	5
College Free Agents	1
TOTAL	20

NEW PLAYERS ON DENVER'S ACTIVE ROSTER IN 2013

Player	Pos.	Exp.	How Acq.
C.J. Anderson	RB	R	College F.A.
Montee Ball	RB	R	Draft (2)
Marquice Cole	CB	5	Free Agent
Zac Dysert	QB	R	Draft (7)
Sione Fua	DT	3	Free Agent
Michael Huff	S	8	Free Agent
Quentin Jammer	CB	12	UFA (S.D.)
Winston Justice	T	8	Free Agent
<i>Terrance Knighton</i>	<i>DT</i>	<i>5</i>	<i>UFA (Jac.)</i>
Paris Lenon	LB	12	Free Agent
Brandon Marshall	LB	2	Free Agent
Jeremy Mincey	DE	6	Free Agent
Vinston Painter	T	R	Draft (6)
<i>Shaun Phillips</i>	<i>DE</i>	<i>10</i>	<i>UFA (S.D.)</i>
<i>D. Rodgers-Cromartie</i>	<i>CB</i>	<i>6</i>	<i>UFA (Phi.)</i>
Steve Vallos	C	6	Free Agent
<i>Louis Vasquez</i>	<i>G</i>	<i>5</i>	<i>UFA (S.D.)</i>
Kayvon Webster	CB	R	Draft (3)
<i>Wes Welker</i>	<i>WR</i>	<i>10</i>	<i>UFA (N.E.)</i>
<i>Sylvester Williams</i>	<i>DT</i>	<i>R</i>	<i>Draft (1)</i>

* - Starters listed in italics

VETERAN FREE-AGENT SIGNINGS

Below is a look at the Broncos' offseason unrestricted free-agent signings.

UNRESTRICTED FREE-AGENT SIGNINGS, 2013

Player	Pos.	Former Club
Quentin Jammer	CB	San Diego
Terrance Knighton	DT	Jacksonville
Shaun Phillips	DE	San Diego
D. Rodgers-Cromartie	CB	Philadelphia
Louis Vasquez	G	San Diego
Wes Welker	WR	New England

PRO BOWL BRONCOS

Five Broncos were named to the Pro Bowl this season: quarterback Peyton Manning, kicker Matt Prater, wide receiver Demaryius Thomas, tight end Julius Thomas and guard Louis Vasquez.

DENVER BRONCOS 2013 PRO BOWL SELECTIONS

Player	Pos.	Selection
Peyton Manning	QB	13th
Matt Prater	K	1st
Demaryius Thomas	WR	2nd
Julius Thomas	TE	1st
Louis Vasquez	G	1st

ALL-PRO BRONCOS

Four Broncos were named to the Associated Press All-Pro Team in 2013, including Peyton Manning, whose seventh career first-team selection tied Hall of Famer Otto Graham for the most all-time among quarterbacks.

DENVER BRONCOS 2013 ALL-PRO SELECTIONS

Player	Pos.	Team
Peyton Manning*	QB	First Team
Matt Prater	K	Second Team
Demaryius Thomas	WR	Second Team
Louis Vasquez	G	First Team

*Unanimous selection

COLLEGE FREE-AGENT ANDERSON MAKES ACTIVE ROSTER

For the 10th consecutive year, at least one rookie college free agent made the Broncos' active roster out of training camp for the first week of the regular season.

Running back C.J. Anderson (California) extended that streak for the Broncos in 2013. He represents the 16th rookie college free agent to make Denver's active roster out of training camp since 1997.

Denver's streak of 10 consecutive years with a college free agent on the Week 1 active roster is tied for the third-longest active streak in the NFL.

CONSECUTIVE SEASONS WITH A ROOKIE CFA ON WEEK 1 ROSTER
(Current NFL Streaks)

Team	No.
1. Indianapolis	15
2. Kansas City	11
3. Denver	10
Baltimore	10
New England	10



OFFENSIVE NOTES

BRONCOS OFFENSIVE NOTES

QUICKLY:

* - **Adam Gase** completed his first season as offensive coordinator for the Broncos after coaching quarterbacks for the club from 2011-12 and wide receivers from 2009-10.

* - The Broncos' 606 points scored in 2013 set a single-season NFL record.

* - The Broncos topped 40 points in a team-record six games and tied the NFL record by eclipsing 50 points in three contests.

* - The Broncos were the first team in NFL history with five players scoring at least 10 touchdowns from scrimmage.

* - **QB Peyton Manning**, who was signed by the Broncos on March 21, 2012, is the league's only five-time MVP and the NFL's active leader in nearly every major passing category.

* - **Manning** owns the second-most regular-season wins (167) by a starting quarterback in NFL history, trailing only Brett Favre in that category.

* - **Manning** owns an NFL-record 10 seasons with at least 12 wins.

* - **Manning** has orchestrated an NFL-record 50 game-winning drives in the fourth quarter or overtime.

* - **Manning's** 26 career AFC Offensive Player of the Week honors are the most by a player since the award was initiated by the NFL in 1984.

* - **Manning** has been named to 13 career Pro Bowls to tie for the third-most selections in NFL history.

* - **Manning** threw an NFL-record 55 touchdown passes and 5,477 yards for Denver in 2013.

* - **Manning** tied the NFL record with seven passing touchdowns against Baltimore in Week 1.

* - **WR Eric Decker's** 33 career receiving touchdowns are the most by a Broncos player through his first four seasons.

* - **WR Demaryius Thomas** ranked second in the NFL with 14 receiving touchdowns and fourth in the league with 1,430 receiving yards.

* - **Thomas** ranks first in the NFL with 35 receptions of 25+ yards during the last two years.

* - **Thomas** and **Decker** are joined by Cris Carter and Randy Moss (Min., 1998-99) as the only wide receiver tandems in NFL history with 1,000 yards and 10 touchdowns each in consecutive seasons.

* - **WR Wes Welker** owns 841 career receptions, trailing only Broncos Ring of Fame wide receiver Rod Smith (849) among undrafted players in league history.

* - **Welker** owns two of the Top 4 single-season receiving totals in NFL history in addition to representing one of just two players in league annals to top the 100-catch mark five times.

* - **TE Julius Thomas** posted 12 receiving touchdowns in 2013 to represent the most by a tight end in franchise history.

* - **RB Knowshon Moreno** became the first player in franchise history to reach 1,000 rushing yards and 500 receiving yards in a season.

OFFENSE PRODUCES

Denver, which led the league in scoring (37.9 ppg) this year, totaled the most points (606) in NFL history for a single season.

Even in an era of increased scoring averages, Denver's offensive output was impressive. To wit, in professional football history only the 1941 Chicago Bears scored a higher percentage (53.2%) of points than the second-place team in the league.

MOST POINTS PER GAME, NFL, 2013

	Team	Pts/G
1.	Denver	37.9
2.	Chicago	27.8
3.	New England	27.8
4.	Philadelphia	27.6
5.	Dallas	27.4

MOST POINTS SCORED, SINGLE SEASON, NFL HISTORY

	Team	Year	Pts.
1.	Denver	2013	606
2.	New England	2007	589
3.	Green Bay	2011	560
4.	New England	2012	557
5.	Minnesota	1998	556

MOST PPG MORE THAN SECOND-PLACE TEAM, SINGLE SEASON, PRO FOOTBALL HISTORY

Player	Year	Pts.	2nd Place	Increase (Pct.)
1. Chicago	1941	36.0	Green Bay (23.5)	+12.5 (53.2%)
2. Denver	2013	37.9	Chicago (27.8)	+10.1 (36.3%)
3. New England	2007	36.8	Dallas (28.4)	+8.4 (29.6%)
4. L.A. Rams	1950	38.8	N.Y. Yanks (30.5)	+8.3 (27.2%)
5. Baltimore	1959	31.2	N.Y. Giants (23.7)	+7.5 (31.6%)

HIGH-SCORING GAMES

The Broncos tied the NFL record by eclipsing 50 points in three contests in 2013.

The Broncos' streak of 18 regular-season games scoring at least 25 points—the longest such streak in NFL history—came to an end in Week 15 against San Diego.

MOST GAMES SCORING 50+ POINTS, NFL HISTORY

	Team	Year	No.
1.	Denver	2013	3
	Minnesota	1969	3
	Dallas	1966	3
	L.A. Rams	1950	3
	N.Y. Giants	1950	3

MOST POINTS, SINGLE GAME, BRONCOS HISTORY

	Opp. (Date)	Pts.
1.	vs. Phi. (9/29/13)	52
2.	vs. Ten. (12/8/13)	51
	at Dal. (10/6/13)	51
4.	vs. S.D. (10/6/63)	50
5.	vs. Bal. (9/5/13)	49
	vs. K.C. (11/14/10)	49
	vs. Phi. (10/30/05)	49

MOST CONSECUTIVE REG. SEASON GAMES SCORING 25+ POINTS, NFL HISTORY

	Team	Year(s)	No.
1.	Denver	2012-13	18
2.	St. Louis	1999-2000	14
	Washington	1983	14
4.	New England	2010-11	13



OFFENSIVE NOTES

BRONCOS SPREAD OUT THE SCORING

The Broncos were the first team in NFL history with five players scoring at least 10 touchdowns from scrimmage. No other team in NFL history has had more than three players reach double figures in touchdowns in a single season.

DENVER BRONCOS 2013 TOUCHDOWN LEADERS

Player	Rush TD	Rec TD	Tot TD
1. Demaryius Thomas	0	14	14
2. Knowshon Moreno	10	3	13
3. Julius Thomas	0	12	12
4. Eric Decker	0	11	11
5. Wes Welker	0	10	10

OFFENSE FINDS THE END ZONE

The Broncos scored 71 offensive touchdowns on 202 possessions this season with their 35.1% TD percentage leading the league by a wide margin.

Their red zone efficiency (76.1% / 51-of-67) also led the NFL in 2013.

TOUCHDOWN EFFICIENCY LEADERS, NFL, 2013

Team	Drives	TDs	Pct.
1. Denver	202	71	35.1
2. New Orleans	181	49	27.1
3. Philadelphia	201	51	25.4
4. Chicago	182	45	24.7
5. Dallas	183	45	24.6

RED ZONE EFFICIENCY LEADERS, NFL, 2013

Team	RZ Drives	RZ TDs	Pct.
1. Denver	67	51	76.1
2. Cincinnati	46	34	73.9
3. Dallas	51	35	68.6
4. Detroit	56	35	62.5
5. Oakland	42	25	59.5

OFFENSIVE LINE PROVIDES PROTECTION

The Broncos allowed the fewest sacks (20) in the NFL this season and produced a league-high six games without allowing a quarterback take-down.

FEWEST SACKS ALLOWED, NFL, 2013

Team	No.
1. Denver	20
2. Detroit	23
3. Cincinnati	29
4. Chicago	30
San Diego	30

MOST GAMES ALLOWING ZERO SACKS, NFL, 2013

Team	No.
1. Denver	6
2. Cincinnati	5
3. Detroit	4
St. Louis	4
5. Three teams	3

MANNING PLAYS IN THIRD SUPER BOWL

Broncos quarterback Peyton Manning played in his third career Super Bowl on Feb. 2.

Manning joined Craig Morton and Kurt Warner as the only three quarterbacks in league history to lead multiple teams to the Super Bowl.

QB PEYTON MANNING'S SUPER BOWL GAME LOGS

Opp. (Date)	Res.	Att.	Cmp.	Yds.	TD	INT	Rtg.
Chi. (2/4/07)	W, 29-17	38	25	247	1	1	81.8
N.O. (2/7/10)	L, 31-17	45	31	333	1	1	88.5
Sea. (2/2/14)	L, 43-8	49	34	280	1	2	73.5
TOTALS	1-2	132	90	860	3	4	81.0

STARTING QBs TO LEAD MULTIPLE TEAMS TO THE SUPER BOWL

Quarterback	First Team	Second Team
Craig Morton	Dallas (1970)	Denver (1977)
Kurt Warner	St. Louis (1999, 2001)	Arizona (2008)
Peyton Manning	Indianapolis (2006, '09)	Denver (2013)

MANNING WINS FIFTH MVP AWARD

Broncos quarterback Peyton Manning won his NFL-record fifth MVP award in 2013 after leading the NFL in nearly every significant passing category.

A runner-up for league MVP following his first season with Denver in 2012, Manning has finished first or second in MVP voting in eight of the 15 seasons he has played.

MOST NFL MVP AWARDS, NFL HISTORY

Player	MVPs	Years Selected
1. Peyton Manning	5	2003-04, '08-09, '13
2. Brett Favre	3	1995-97
Johnny Unitas	3	1959, '64, '67
Jim Brown	3	1957-58, '65
5. Tom Brady	2	2007, '10
Kurt Warner	2	1999, '01
Steve Young	2	1992, '94
Joe Montana	2	1989-90

MANNING NAMED TO 13TH PRO BOWL

Quarterback Peyton Manning was named to his 13th Pro Bowl in 2013 to tie for the third-most selections in NFL history.

MOST PRO BOWL SELECTIONS, NFL HISTORY

Player	No.
1. Tony Gonzalez	14
Bruce Matthews	14
3. Peyton Manning	13
Jerry Rice	13
Reggie White	13



OFFENSIVE NOTES

MANNING ACCUSTOMED TO WINNING

Quarterback Peyton Manning owns the second-most regular-season wins (167) by a starting quarterback in NFL history, trailing only Brett Favre in that category.

In Denver's Week 10 win against San Diego, Manning passed Favre for the most regular-season road wins by a starting quarterback in NFL history.

His 26 wins since joining the Broncos represent the most victories by a quarterback in his first two years with a team since the 1970 NFL merger.

MOST VICTORIES BY A STARTING QB, REGULAR SEASON, NFL HISTORY

Player	W	L	T	Pct.
1. Brett Favre	186	112	0	.624
2. Peyton Manning*	167	73	0	.696
3. John Elway	148	82	1	.643
Tom Brady*	148	43	0	.775
5. Dan Marino	147	93	0	.613

*active player

MOST VICTORIES BY A STARTING QB, REGULAR SEASON, ACTIVE PLAYERS

Player	W	L	T	Pct.
1. Peyton Manning	167	73	0	.696
2. Tom Brady	148	43	0	.775
3. Drew Brees	110	75	0	.595
4. Ben Roethlisberger	95	46	0	.674
5. Eli Manning	85	66	0	.563

MOST ROAD VICTORIES BY A STARTING QB, REGULAR SEASON, NFL HISTORY

Player	W	L	T	Pct.
1. Peyton Manning*	77	43	0	.642
2. Brett Favre	73	76	0	.490
3. Tom Brady*	65	30	0	.684
Dan Marino	65	55	0	.542
5. Joe Montana	61	20	0	.753

*active player

MOST VICTORIES BY A QUARTERBACK IN HIS FIRST TWO YEARS WITH A TEAM, SINCE 1970 NFL MERGER

Player	Year	No.
1. Peyton Manning, Den.	2012-13	26
2. Russell Wilson, Sea.	2012-13	24
3. Ben Roethlisberger, Pit.	2004-05	22
4. Dan Marino, Mia.	1983-84	21
Jay Fiedler, Mia.	2000-01	21

MANNING'S SITUATIONAL RECORDS

Below is a look at Peyton Manning's career situational records. He owns a career 167-73 (.696) regular-season record.

PEYTON MANNING CAREER SITUATIONAL RECORDS

Throws 0 TD passes.....	12-13	on Sunday	145-66
Throws 1+TD passes.....	153-59	on Monday	13-4
Throws 2+TD passes.....	113-37	on Thursday	9-2
Throws 3+TD passes.....	68-16	on Saturday	0-1
Throws 4+TD passes.....	28-3	in September	36-14
Throws for <200 yds.	23-16	in October	38-16
Throws for 200+yds.	144-57	in November	44-20
Throws for 300+yds.	56-29	in Dec./Jan.	49-23
Was not intercepted.....	94-14	at home	90-30
Was intercepted.....	73-59	on road	77-43
Was not sacked.....	70-24	in division	67-31
Was sacked.....	97-49	in conference	126-54
Posts 100+rating.....	79-10	out of conference	41-19

MANNING'S 3,000/4,000-YARD PASSING SEASONS

Quarterback Peyton Manning has totaled 13 4,000-yard passing seasons to represent the most in NFL history.

Manning also owns 15 seasons with 3,000 passing yards to mark the second-most in NFL history (Brett Favre, 18).

MOST 4,000-YARD PASSING SEASONS, NFL HISTORY

Player	No.	Years
1. Peyton Manning*	13	1999-2004, '06-10, '12-13
2. Drew Brees*	8	2006-13
3. Tom Brady*	6	2005, '07, '09, '11-13
Brett Favre	6	1995, '98-99, 2004, '07, '09
Dan Marino	6	1984-86, '88, '92, '94

*active

MOST 3,000-YARD PASSING SEASONS, NFL HISTORY

Player	No.	Years
1. Brett Favre	18	1992-2009
2. Peyton Manning*	15	1998-2010, '12-13
3. Dan Marino	13	1984-92, '94-95, '97-98
4. John Elway	12	1985-91, '93-97
5. Drew Brees*	11	2002, '04-13

*active

MANNING REACHES 60,000 YARDS

In Week 2 against the N.Y. Giants, quarterback Peyton Manning joined Brett Favre and Dan Marino as the only players in NFL history to throw for 60,000 yards.

He reached 60,000 yards in 7,841 career attempts, making him the fastest player to reach the milestone.

FEWEST ATTEMPTS TO REACH 60,000 PASSING YARDS, NFL HISTORY

Player	Att.
1. Peyton Manning	7,841
2. Dan Marino	8,130
3. Brett Favre	8,551



OFFENSIVE NOTES

MANNING'S RECORD-BREAKING 2013 SEASON

Broncos quarterback Peyton Manning broke multiple NFL passing records in 2013, most notably the single-season marks for touchdowns (55) and yards (5,477).

PEYTON MANNING'S SINGLE-SEASON STATISTICAL RECORDS, 2013

Statistic	No.	Old Record
Passing Yards	5,477	5,476 (Drew Brees, 2011)
Passing TDs	55	51 (Tom Brady, 2007)
Passing First Downs	289	278 (Drew Brees, 2011)

MOST PASSING TOUCHDOWNS, SINGLE SEASON, NFL HISTORY

Player	Year	No.
1. Peyton Manning, Den.	2013	55
2. Tom Brady, N.E.	2007	50
3. Peyton Manning, Ind.	2004	49
4. Dan Marino, Mia.	1984	48
5. Drew Brees, N.O.	2011	46

MOST PASSING YARDS, SINGLE SEASON, NFL HISTORY

Player	Year	No.
1. Peyton Manning, Den.	2013	5,477
2. Drew Brees, N.O.	2011	5,476
3. Tom Brady, N.E.	2011	5,235
4. Drew Brees, N.O.	2012	5,177
5. Dan Marino, Mia.	1984	5,084

MOST PASSING FIRST DOWNS, SINGLE SEASON, NFL HISTORY

Player	Year	No.
1. Peyton Manning, Den.	2013	289
2. Drew Brees, N.O.	2011	278
3. Drew Brees, N.O.	2012	266
4. Matthew Stafford, Det.	2012	264
5. Tom Brady, N.E.	2011	261

MANNING GOES FOR SEVEN TDs vs. RAVENS

Broncos quarterback Peyton Manning threw for an NFL record-tying seven touchdowns against Baltimore in Week 1.

His seven touchdown passes were the most in a single game since Joe Kapp accomplished the feat a year before the 1970 NFL-AFL merger.

MOST PASSING TOUCHDOWNS, SINGLE GAME, NFL HISTORY

Player	Opponent (Date)	No.
1. Peyton Manning, Den.	vs. Bal. (9/5/13)	7
Nick Foles, Phi.	at Oak. (11/3/13)	7
Joe Kapp, Min.	vs. Bal. (9/28/69)	7
Y.A. Tittle, NYG	vs. Was. (10/28/62)	7
George Blanda, Hou.	vs. NYT (11/19/61)	7
Adrian Burk, Phi.	vs. Was. (10/17/54)	7
Sid Luckman, Chi.	vs. NYG (11/14/43)	7

MANNING'S TOUCHDOWN RANKS

Below is a look at where Broncos quarterback Peyton Manning ranks among players in terms of single-game touchdown passes:

PEYTON MANNING'S CAREER TD PASS RANKINGS

Games with...	No.	Rk.
1+ touchdowns	214	2
2+ touchdowns	150	2
3+ touchdowns	85	1
4+ touchdowns	31	1
5+ touchdowns	8	1t
6+ touchdowns	3	1
7+ touchdowns	1	1t

MANNING CLIMBS DENVER RECORD BOOKS

In just two seasons, Broncos quarterback Peyton Manning already ranks second in touchdown passes in addition to ranking fifth in club annals in passing yards.

MOST TOUCHDOWN PASSES, BRONCOS HISTORY

Player	No.
1. John Elway	300
2. Peyton Manning	92
3. Craig Morton	74
4. Jake Plummer	71
Brian Griese	71

MOST PASSING YARDS, BRONCOS HISTORY

Player	No.
1. John Elway	51,475
2. Craig Morton	11,895
3. Brian Griese	11,763
4. Jake Plummer	11,631
5. Peyton Manning	10,136

MANNING'S GAME-WINNING DRIVES

Broncos quarterback Peyton Manning owns the most game-winning drives in the fourth quarter or overtime (50) since the 1970 NFL merger, according to Elias Sports Bureau.

Included in his career total are seven game-winning drives during the 1999 and 2009 seasons that are tied for the NFL single-season record.

MOST CAREER GAME-WINNING DRIVES IN FOURTH QUARTER OR OVERTIME, SINCE 1970 NFL MERGER

Player	No.
1. Peyton Manning, Den./Ind.	50
2. Dan Marino, Mia.	47
3. Brett Favre, Min./NYJ/G.B./Atl.	43
4. John Elway, Den.	40
5. Warren Moon, K.C./Sea./Min./Hou.	35

MANNING'S ACCURACY ON DISPLAY

Broncos quarterback Peyton Manning owns an NFL-record 81 career regular-season games completing at least 70 percent of his passes.

In Denver's Week 17 win at Oakland, Manning completed 89.3 percent of his passes (25-of-28) to represent the highest completion rate in Broncos history (min. 20 att.) and the second-highest mark in league annals (min. 28 att.).

MOST GAMES COMPLETING 70 PERCENT OF PASSES, NFL HISTORY

Player	No.
1. Peyton Manning*	81
2. Drew Brees*	64
3. Brett Favre	59
4. Steve Young	50
5. Philip Rivers*	44
Joe Montana	44
*active	

HIGHEST COMPLETION PCT., SINGLE GAME, BRONCOS HISTORY (min. 20 att.)

Player	Opponent (Date)	Att.	Cmp.	Yds.	Pct.
1. Peyton Manning	at Oakland (12/29/13)	28	25	266	89.3
2. Peyton Manning	vs. Oakland (9/23/13)	37	32	374	86.5
3. Craig Morton	vs. Kansas City (12/10/78)	22	19	283	86.4
4. Hugh Millen	at San Francisco (12/17/94)	23	19	217	82.6
5. Peyton Manning	vs. Philadelphia (9/29/13)	34	28	327	82.4



OFFENSIVE NOTES

MANNING'S 2012-13 STATISTICAL RANKINGS

Below is a look at where Broncos quarterback Peyton Manning ranks among NFL quarterbacks since he signed with the Broncos prior to the 2012 season:

PEYTON MANNING'S STATISTICAL PASSING RANKS, 2012-13

Statistic	No.	Rk.
Wins	26	1
Attempts	1,242	4
Completions	850	3
Passing Yards	10,136	2
Passing TDs	92	1
Completion Pct.	68.4	1
Passer Rtg.	110.8	1
300-yard Passing Games	21	1t
Games with 3+ Passing TDs	20	1
Games with 100+ Passer Rtg.	20	1

MANNING'S REGULAR-SEASON STATISTICAL RANKINGS

Below is a look at where Broncos quarterback Peyton Manning ranks all-time in major regular-season statistical passing categories.

PEYTON MANNING'S REGULAR SEASON STATISTICAL PASSING RANKS

Career Statistic	No.	Active Rk.	All-Time Rk.
Wins (QBs)	167	1	2
Attempts	8,452	1	2
Completions	5,532	1	2
Passing Yards	64,964	1	2
Passing TDs	491	1	2
Passer Rtg. (min. 1,500 att.)	97.0	2	2
300-yard Passing Games	84	1	1
Games with 3+ Passing TDs	84	1	1
Games with 100+ Passer Rtg.	102	1	2
3,000-yard passing seasons	15	1	2
4,000-yard passing seasons	13	1	1
Seasons with 25+ Passing TDs	15	1	1

MOST PASSING ATTEMPTS, NFL HISTORY

Player	No.
1. Brett Favre	10,169
2. Peyton Manning	8,452
3. Dan Marino	8,358
4. John Elway	7,250
5. Warren Moon	6,823

MOST PASSING COMPLETIONS, NFL HISTORY

Player	No.
1. Brett Favre	6,300
2. Peyton Manning	5,532
3. Dan Marino	4,967
4. Drew Brees	4,481
5. Tom Brady	4,178

MOST PASSING YARDS, NFL HISTORY

Player	No.
1. Brett Favre	71,838
2. Peyton Manning	64,964
3. Dan Marino	61,361
4. John Elway	51,475
5. Drew Brees	51,081

MOST PASSING TOUCHDOWNS, NFL HISTORY

Player	No.
1. Brett Favre	508
2. Peyton Manning	491
3. Dan Marino	420
4. Drew Brees	363
5. Tom Brady	359

MANNING NO STRANGER TO POSTSEASON

Peyton Manning has led his teams to 13 postseason berths in his career to represent the most by a quarterback in NFL history.

MOST SEASONS LEADING A TEAM TO THE PLAYOFFS, QUARTERBACKS, NFL HISTORY

Player	No.
1. Peyton Manning	13
2. Brett Favre	12
3. Tom Brady	11
Joe Montana	11
5. Dan Marino	10

MANNING'S POSTSEASON STATISTICAL RANKINGS

Below is a look at where Broncos quarterback Peyton Manning ranks all-time in major postseason statistical passing categories.

PEYTON MANNING'S POSTSEASON STATISTICAL PASSING RANKS

Career Statistic	No.	Active Rk.	All-Time Rk.
Postseason Berths (QBs)	13	1	1
Wins (QBs)	11	2	6t
Attempts	889	2	2
Completions	572	2	2
Passing Yards	6,589	1	1
Passing TDs	37	2	4
Passer Rtg. (min. 100 att.)	89.2	7	16
300-yard Passing Games	9	1	1
Games with 3+ Passing TDs	5	1	2t
Games with 100+ Passer Rtg.	6	2	7t

MOST POSTSEASON PASSING ATTEMPTS, NFL HISTORY

Player	No.
1. Tom Brady	950
2. Peyton Manning	889
3. Brett Favre	791
4. Joe Montana	734
5. Dan Marino	687

MOST POSTSEASON PASSING COMPLETIONS, NFL HISTORY

Player	No.
1. Tom Brady	590
2. Peyton Manning	572
3. Brett Favre	481
4. Joe Montana	460
5. Dan Marino	385

MOST POSTSEASON PASSING YARDS, NFL HISTORY

Player	No.
1. Peyton Manning	6,589
2. Tom Brady	6,424
3. Brett Favre	5,855
4. Joe Montana	5,772
5. John Elway	4,964

MOST PASSING TOUCHDOWNS, NFL HISTORY

Player	No.
1. Joe Montana	45
2. Brett Favre	44
3. Tom Brady	43
4. Peyton Manning	37
5. Dan Marino	32



OFFENSIVE NOTES

MANNING'S 300-YARD PASSING GAMES

Peyton Manning owns the most 300-yard passing games (84) in NFL history during the regular season after passing Hall of Fame quarterback Dan Marino with his 330-yard effort against Houston in Week 3 of 2012.

Including his eight 300-yard passing games in the postseason, Manning also owns the most overall 300-yard games (92) in NFL history.

His 12 games with 300 yards passing in 2013 represented a franchise record.

MOST 300-YARD PASSING GAMES, REGULAR SEASON NFL HISTORY

Player	No.
1. Peyton Manning*	84
2. Drew Brees*	78
3. Dan Marino	63
4. Brett Favre	62
5. Tom Brady*	59

*active

MOST GAMES WITH 300 PASSING YARDS, SINGLE SEASON, BRONCOS HISTORY

Player	Year	No.
1. Peyton Manning	2013	12
2. Peyton Manning	2012	9
3. Jay Cutler	2008	8
4. Kyle Orton	2010	6
5. Brian Griese	2000	5
John Elway	1995	5

MANNING'S PLAYER OF THE WEEK/MONTH HONORS

Broncos quarterback Peyton Manning owns the most conference Player of the Week honors (26) since the award was initiated by the NFL in 1984.

He won three Offensive Player of the Week awards in 2013 (Weeks 1, 3, 16).

He also owns the most AFC Offensive Player of the Month honors (8) since the award's inception in 1986.

MOST CONFERENCE PLAYER OF THE WEEK AWARDS, NFL HISTORY

Player	No.
1. Peyton Manning*	26
2. Tom Brady*	24
3. Dan Marino	18
4. Drew Brees*	16
Brett Favre	16
6. John Elway	15

*active

MOST CONFERENCE PLAYER OF THE MONTH AWARDS, NFL HISTORY

Player	No.
1. Peyton Manning*	8
2. Tom Brady*	6
Aaron Rodgers*	6
Brett Favre	6
Bruce Smith	6
Steve Young	6
Barry Sanders	6

*active

MANNING DRIVES RATINGS

Broncos quarterback Peyton Manning ranked second in the NFL in passer rating (115.1) in 2013—a figure that represents the fifth-highest rating in a single season in league history.

His Week 12 game against New England snapped his NFL-record 23-game streak posting at least a 90.0 passer rating.

Manning posted 10 games in 2013 with a 100+ rating to tie his own franchise record in that category.

HIGHEST QUARTERBACK RATING, NFL, 2013

Player	Att.	Cmp.	Yds.	TD	INT	Rtg.
1. Nick Foles, Phi.	317	203	2,891	27	2	119.2
2. Peyton Manning, Den.	659	450	5,477	55	10	115.1
3. Josh McCown, Chi.	224	149	1,829	13	1	109.0
4. Philip Rivers, S.D.	544	378	4,478	32	11	105.5
5. Aaron Rodgers, G.B.	290	193	2,536	17	6	104.9

HIGHEST QUARTERBACK RATING, SINGLE SEASON, NFL HISTORY

Player	Year	Att.	Cmp.	Yds.	TD	INT	Rtg.
1. Aaron Rodgers, G.B.	2011	502	343	4,643	45	6	122.5
2. Peyton Manning, Ind.	2004	497	336	4,557	49	10	121.1
3. Nick Foles, Phi.	2013	317	203	2,891	27	2	119.2
4. Tom Brady, N.E.	2007	578	398	4,806	50	8	117.2
5. Peyton Manning, Den.	2013	659	450	5,477	55	10	115.1

MOST CONSECUTIVE GAMES WITH 90+PASSER RATING, NFL HISTORY (min. 15 att.)

Player	Year(s)	No.
1. Peyton Manning, Den.	2012-13 (13 in '12, 10 in '13)	23
2. Peyton Manning, Ind.	2004 (Games 1-15)	15
3. Tom Brady, N.E.	2006-07 (last 3 in '06, first 11 in '07)	14

MOST GAMES POSTING A 100+PASSER RATING, SINGLE SEASON, BRONCOS HISTORY

Player	Year	No.
1. Peyton Manning	2013	10
Peyton Manning	2012	10
3. John Elway	1997	7
John Elway	1993	7
Craig Morton	1981	7

MANNING'S NO-INTERCEPTION STREAK

Quarterback Peyton Manning attempted a career-best 226 consecutive passes without an interception spanning Week 16 in 2012 to Week 5 in 2013.

The streak, which was the longest active streak in the NFL, was the longest of Manning's career and the second-longest in Broncos history.

Manning threw 20 touchdown passes this season before throwing his first interception against Dallas in Week 5 to break the NFL record held by Cleveland quarterback Milt Plum (16 TDs before an INT in 1960).

MOST CONSECUTIVE ATTEMPTS WITHOUT AN INTERCEPTION, BRONCOS REGULAR-SEASON HISTORY

Player	Year(s)	Dates	No.
1. Jake Plummer	2005	9/18/05-11/24/05	229
2. Peyton Manning	2012-13	12/23/12-10/6/13	226
3. John Elway	1997	10/26/97-12/7/97	190
4. Peyton Manning	2012	9/17/12-10/15/12	176
5. John Elway	1990-91	12/23/90-9/29/91	136

MOST CONSECUTIVE REGULAR-SEASON ATTEMPTS WITHOUT AN INTERCEPTION, QB PEYTON MANNING

Year(s)	Dates	No.
1. 2012-13	12/23/12-10/6/13	226
2. 2006-07	12/10/06-9/16/07	190
3. 2012	9/17/12-10/15/12	176
4. 2009-10	1/3/10-10/3/10	164
5. 2008	10/27/08-11/23/08	140



OFFENSIVE NOTES

MORENO AMONG BRONCOS' TOP 10 CAREER RUSHERS

Broncos running back Knowshon Moreno ranks sixth in franchise history with 3,468 career rushing yards.

MOST CAREER RUSHING YARDS, BRONCOS HISTORY

Player	Years	G	Att.	Yds.	Avg.	TD
1. Terrell Davis	1995-2001	78	1,655	7,607	4.6	60
2. Floyd Little	1967-75	117	1,641	6,323	3.9	43
3. Sammy Winder	1982-90	127	1,495	5,427	3.6	39
4. Otis Armstrong	1973-80	96	1,023	4,453	4.4	25
5. Mike Anderson	2000-05	74	865	3,822	4.4	36
6. Knowshon Moreno	2009-pres.	60	845	3,468	4.1	26
7. John Elway	1983-98	234	774	3,407	4.4	33
8. Clinton Portis	2002-03	29	563	3,099	5.5	29
9. Jon Keyworth	1974-80	95	699	2,653	3.8	22
10. Tatum Bell	2004-08	49	525	2,591	4.9	15

MORENO FIRST BRONCO WITH 1,000/500

Broncos running back Knowshon Moreno in 2013 became the first player in team history to record 1,000 rushing yards and 500 receiving yards in a single season.

MOST RECEIVING YARDS AMONG BRONCOS 1,000-YARD RUSHERS

Player	Year	No.
1. Knowshon Moreno	2013	548
2. Otis Armstrong	1976	457
3. Otis Armstrong	1974	405
4. Terrell Davis	1995	367
5. Clinton Portis	2002	364

MORENO SEIZES HIS OPPORTUNITY

Since taking over as Denver's starting running back in Week 12 of 2012, Broncos running back Knowshon Moreno ranks seventh in the NFL with 1,548 rushing yards and fifth in the league with 13 rushing scores.

MOST RUSHING YARDS, NFL, WEEK 12, 2012-PRES.

Player	Att.	Yds.	Avg.	LG	TD
1. Adrian Peterson, Min.	432	2,235	5.2	82t	15
2. Alfred Morris, Was.	427	2,019	4.7	45t	15
3. Jamaal Charles, K.C.	372	1,975	5.3	86t	14
4. Marshawn Lynch, Sea.	404	1,842	4.6	54	18
5. Matt Forte, Chi.	393	1,792	4.6	55	11
6. LeSean McCoy, Phi.	337	1,697	5.0	57t	9
7. Knowshon Moreno, Den.	371	1,548	4.2	25t	13

MOST RUSHING TOUCHDOWNS WEEK 12, 2012-PRES.

Player	No.
1. Marshawn Lynch, Sea.	18
2. Alfred Morris, Was.	15
Adrian Peterson, Min.	15
4. Jamaal Charles, K.C.	14
5. Knowshon Moreno, Den.	13

MORENO TIES FOR FOURTH IN RUSHING TDs

Broncos running back Knowshon Moreno tied for fourth in the NFL with 10 rushing touchdowns in 2013.

MOST RUSHING TOUCHDOWNS, NFL, 2013

Player	No.
1. Jamaal Charles, K.C.	12
Marshawn Lynch, Sea.	12
3. Eddie Lacy, G.B.	11
4. Knowshon Moreno, Den.	10
Adrian Peterson, Min.	10

MORENO IS A ROAD WARRIOR

Of Broncos running back Knowshon Moreno's nine highest career rushing outputs, eight of them have come on the road.

KNOWSHON MORENO'S TOP 10 RUSHING TOTALS (road games in bold)

Opponent (Date)	Att.	Yds.	Avg.	LG	TD
1. at New England (11/24/13)	37	224	6.1	18	1
2. at Kansas City (12/5/10)	23	161	7.0	24	0
3. at Oakland (12/6/12)	32	119	3.7	18	1
4. at Baltimore (12/16/12)	21	115	5.5	20	1
5. vs. Kansas City (11/14/10)	22	106	4.8	14	0
6. at Washington (11/15/09)	18	97	5.4	28	0
7. at N.Y. Giants (9/15/13)	13	93	7.2	25t	2
8. at Dallas (10/6/13)	19	93	4.9	16	1
9. at Oakland (9/27/09)	21	90	4.3	9	1
10. vs. New England (10/11/09)	21	88	4.2	13	0
vs. N.Y. Giants (11/26/09)	19	88	4.6	12	1

MORENO HAS CAREER OUTING AGAINST PATRIOTS

In Denver's 34-31 overtime loss to New England in Week 11, Broncos running back Knowshon Moreno rushed for a career-high 224 yards and one touchdown on 37 carries (6.1 avg.).

His 224 rushing yards rank third in Broncos annals and his 37 attempts tied for the fourth most in a single game in team history.

MOST RUSHING YARDS, SINGLE GAME, BRONCOS HISTORY

Player	Opponent (Date)	Att.	Yds.	Avg.	TD
1. Mike Anderson	at N.O. (12/3/00)	37	251	6.8	4
2. Clinton Portis	vs. Ari. (12/29/02)	24	228	9.5	2
3. Knowshon Moreno	at N.E. (11/24/13)	37	224	6.1	1
4. Clinton Portis	vs. K.C. (12/7/03)	22	218	9.9	5
5. Terrell Davis	vs. Cin. (9/21/97)	27	215	8.0	1

BALL HAS A HISTORY OF SCORING

Broncos rookie running back Montee Ball, who was selected by Denver in the second round (58th overall) of the 2013 NFL Draft, concluded his college career at the University of Wisconsin as the NCAA FBS career leader in rushing touchdowns (77) and total touchdowns (83).

Ball finished his rookie season with four rushing touchdowns.

MOST CAREER RUSHING TOUCHDOWNS, NCAA FBS HISTORY

Player	Years	No.
1. Montee Ball, Wisconsin	2009-12	77
2. Travis Prentice, Miami (OH)	1996-99	73
3. Ricky Williams, Texas	1995-98	72
4. Cedric Benson, Texas	2001-04	64
Anthony Thompson, Indiana	1986-89	64



OFFENSIVE NOTES

D. THOMAS EARNS SECOND PRO BOWL HONOR

Wide receiver Demaryius Thomas earned his second consecutive Pro Bowl selection in 2013 after tying the franchise single-season record for receiving touchdowns (14) and ranking among the league leaders in several statistical categories.

He joins Rod Smith (2000-01, '05) and Brandon Marshall (2008-09) as the only wide receivers in team history to make multiple Pro Bowls.

BRONCOS WIDE RECEIVERS TO MAKE MULTIPLE PRO BOWLS

Player	No.	Years
Rod Smith	3	2000-01, '05
Demaryius Thomas	2	2012-13
Brandon Marshall	2	2008-09

MOST RECEIVING TOUCHDOWNS, SINGLE SEASON, BRONCOS HISTORY

Player	Year	No.
1. Demaryius Thomas	2013	14
Anthony Miller	1995	14
3. Eric Decker	2012	13
Steve Watson	1981	13
5. Julius Thomas	2013	12
Rod Smith	1997	12
Lionel Taylor	1960	12

MOST RECEIVING YARDS, NFL, 2013

Player	Att.	Yds.	Avg.	LG	TD
1. Josh Gordon, Cle.	87	1,646	18.9	95t	9
2. Antonio Brown, Pit.	110	1,499	13.6	56	8
3. Calvin Johnson, Det.	84	1,492	17.8	87	12
4. Demaryius Thomas, Den.	92	1,430	15.5	78t	14
5. A.J. Green, Cin.	98	1,421	14.6	82t	11

MOST RECEIVING TOUCHDOWNS, NFL, 2013

Player	No.
1. Jimmy Graham, N.O.	16
2. Demaryius Thomas, Den.	14
3. Dez Bryant, Dal.	13
Vernon Davis, S.F.	13
5. Three players	12

DEMARIUS THOMAS IS A BIG-PLAY THREAT

Wide receiver Demaryius Thomas ranks first in the NFL with 35 receptions of 25 yards or more since the beginning of the 2012 season.

MOST 25+YARD RECEPTIONS, NFL, 2012-13

Player	No.
1. Demaryius Thomas, Den.	35
2. Calvin Johnson, Det.	31
3. Vincent Jackson, T.B.	28
4. Dez Bryant, Dal.	27
5. Jordy Nelson, G.B.	25
Torrey Smith, Bal.	25

DEMARIUS THOMAS A PLAYOFF RED ZONE THREAT

Wide receiver Demaryius Thomas owns the second-most postseason touchdowns (5) in Broncos history.

MOST POSTSEASON TOUCHDOWN RECEPTIONS, BRONCOS HISTORY

Player	No.
1. Rod Smith	6
2. Demaryius Thomas	5
3. Vance Johnson	4
4. Eight players	2

D. THOMAS SETS SUPER BOWL RECORD

Broncos wide receiver Demaryius Thomas set a Super Bowl record with 13 receptions against the Seattle Seahawks on Feb. 2.

MOST RECEPTIONS IN SUPER BOWL HISTORY

Player	Opponent (Date)	Rec.	Yds.	Avg.	TD
1. Demaryius Thomas, Den.	vs. Sea. (2/2/14)	13	118	9.1	1
2. Wes Welker, N.E.	vs. NYG (2/3/08)	11	103	9.4	0
Deion Branch, N.E.	vs. Phi. (2/6/05)	11	133	12.1	0
Jerry Rice, S.F.	vs. Cin. (1/22/89)	11	215	19.5	1
Dan Ross, Cin.	vs. S.F. (1/24/82)	11	104	9.5	2

D. THOMAS/DECKER A FORMIDABLE DUO

Broncos wide receivers Demaryius Thomas and Eric Decker combined for the most receiving yards (2,718) in the NFL among offensive tandems in 2013. Thomas ranked fourth in the league with 1,430 receiving yards while Decker's 1,288 yards ranked 12th.

The duo, who last year became the youngest receiving tandem in NFL history to post 1,000 yards and 10 touchdowns each in the same year, join Cris Carter and Randy Moss (Min., 1998-99) as just the second duo in league history with 1,000 yards and 10 TDs each in consecutive seasons.

MOST COMBINED RECEPTIONS BY AN OFFENSIVE TANDEM, NFL, 2013

Team	Tandem	Yds.
1. Denver	D. Thomas (1,430) / E. Decker (1,288)	2,718
2. Chicago	A. Jeffery (1,421) / B. Marshall (1,295)	2,716
3. Cleveland	J. Gordon (1,646) / J. Cameron (917)	2,563
4. Pittsburgh	A. Brown (1,499) / E. Sanders (740)	2,239
5. Houston	A. Johnson (1,407) / D. Hopkins (802)	2,209

1,000-YARD RECEIVING TANDEM, BRONCOS HISTORY

Year	Tandem (Yds.)
1994	Anthony Miller (1,107) / Shannon Sharpe (1,010)
1997	Rod Smith (1,180) / Shannon Sharpe (1,107)
1998	Rod Smith (1,222) / Ed McCaffrey (1,053)
1999	Rod Smith (1,020) / Ed McCaffrey (1,018)
2000	Rod Smith (1,602) / Ed McCaffrey (1,317)
2004	Rod Smith (1,144) / Ashley Lelie (1,084)
2012	Demaryius Thomas (1,434) / Eric Decker (1,064)
2013	Demaryius Thomas (1,430) / Eric Decker (1,288)

TEAMMATES WITH 1,000 REC. YDS./10 TDs
IN BACK-TO-BACK SEASONS, NFL HISTORY

Player	Team	Year	Age*	Rec.	Yds.	Avg.	TD
Randy Moss	Minnesota	1998	21	69	1,313	19.0	17
Cris Carter		1998	33	78	1,011	13.0	12
Randy Moss	Minnesota	1999	22	80	1,413	17.7	11
Cris Carter		1999	34	90	1,241	13.8	13
Demaryius Thomas	Denver	2012	25	94	1,434	15.3	10
Eric Decker		2012	25	85	1,064	12.5	13
Demaryius Thomas	Denver	2013	26	92	1,430	15.5	14
Eric Decker		2013	26	87	1,288	14.8	11

*age at the conclusion of indicated season

DECKER/D. THOMAS RACK UP THE TOUCHDOWNS

Wide receiver Eric Decker has totaled 33 receiving touchdowns since he entered the NFL in 2010 to represent the most by a Bronco in his first four years in the NFL. Teammate Demaryius Thomas ranks second with 30 touchdowns through his first four seasons.

MOST RECEIVING TDs IN FIRST FOUR SEASONS, BRONCOS HISTORY

Player	Years	No.
1. Eric Decker	2010-13	33
2. Demaryius Thomas	2010-13	30
3. Brandon Marshall	2006-09	25
4. Rod Smith	1995-98	21



OFFENSIVE NOTES

DECKER'S BIG GAME IN KANSAS CITY

Broncos wide receiver Eric Decker totaled a team-record four receiving touchdowns and 174 yards on eight catches (21.8 avg.) in Denver's 35-28 win against the Chiefs in Week 13.

Decker, who earned AFC Offensive Player of the Week honors for his efforts, became just the 11th player in NFL history to top 170 yards and four touchdowns in a single game.

PLAYERS WITH 170 RECEIVING YARDS AND FOUR TDs, SINGLE GAME, NFL HISTORY

Player	Opponent (Date)	Rec.	Yds.	Avg.	TD
Art Powell, Oak.	vs. Hou. (12/22/63)	10	247	24.7	4
Roy Jefferson, Pit.	vs. Atl. (11/3/68)	11	199	18.1	4
Lance Alworth, S.D.	vs. Den. (12/1/68)	9	171	19.0	4
Bob Hayes, Dal.	vs. Hou. (12/20/70)	6	187	31.2	4
Harold Jackson, LAN	vs. Dal. (10/14/73)	7	238	34.0	4
Jerry Butler, Buf.	vs. NYJ (9/23/79)	10	255	25.5	4
Earnest Gray, NYG	vs. Stl. (9/7/80)	9	174	19.3	4
Wesley Walker, NYJ	vs. Mia. (9/21/86)	6	194	32.3	4
Jerry Rice, S.F.	vs. Atl. (10/14/90)	13	225	17.3	5
Jerry Rice, S.F.	vs. T.B. (11/14/93)	8	172	21.5	4
Terrell Owens, Dal.	vs. Was. (11/18/07)	8	173	21.6	4
Eric Decker, Den.	vs. K.C. (12/1/13)	8	174	21.8	4

WELKER AMONG BEST UNDRAFTED PLAYERS

Broncos wide receiver Wes Welker, who entered the NFL with San Diego as a college free agent in 2004, owns 841 career receptions, trailing only Broncos Ring of Fame wide receiver Rod Smith (849) among undrafted players in league history in that category.

MOST RECEPTIONS BY AN UNDRAFTED PLAYER, NFL HISTORY

Player	Years	Rec.	Yds.	Avg.	TD
1. Rod Smith, Den.	1996-2006	849	11,389	13.4	68
2. Wes Welker, S.D./Mia./N.E./Den.	2006-Pres.	841	9,358	11.1	48
3. Antonio Gates, S.D.	2003-Pres.	719	9,193	12.8	87
4. Gary Clark, Was./Ari./Mia.	1985-95	699	10,856	15.5	65
5. Wayne Chrebet, NYJ	1995-2005	580	7,365	12.7	41

WELKER TIED FOR FOURTH IN PLAYOFF CATCHES

Broncos wide receiver Wes Welker is tied for fourth in NFL postseason history with 87 receptions in his career.

MOST RECEPTIONS, NFL POSTSEASON HISTORY

Player	No.
1. Jerry Rice	151
2. Reggie Wayne	92
3. Hines Ward	88
4. Wes Welker	87
Michael Irvin	87

WELKER'S SIX-SEASON STRETCH

Broncos wide receiver Wes Welker, who signed with the Broncos as an unrestricted free agent during the offseason, totaled the most receptions (672) in Patriots history from 2007-12 to represent the most productive six-season stretch in NFL history.

MOST RECEPTIONS IN A SIX-SEASON SPAN, NFL HISTORY

Player	Years	Rec.	Yds.	Avg.	TD
1. Wes Welker, N.E.	2007-12	672	7,459	11.1	37
2. Marvin Harrison, Ind.	1999-2004	649	8,707	13.4	77
3. Marvin Harrison, Ind.	1998-2003	622	8,370	13.5	69
4. Wes Welker, Mia./N.E.	2006-11	621	6,792	10.9	32
5. Marvin Harrison, Ind.	2000-05	616	8,190	13.3	77

WELKER HITS THE CENTURY MARK

Wide receiver Wes Welker owns two of the Top 4 single-season receiving totals in NFL history in addition to being one of two players in league annals to top the 100-catch mark five times.

MOST SEASONS WITH 100+ RECEPTIONS, NFL HISTORY

Player	No.	Years
1. Wes Welker, S.D./Mia./N.E.	5	2007-09, '11-12
Andre Johnson, Hou.	5	2006, '08-09, '12-13
3. Marvin Harrison, Ind.	4	1999-2002
Brandon Marshall, Den./Mia./Chi.	4	2007-09, '12
Jerry Rice, S.F./Oak./Sea.	4	1990, '94-96
Reggie Wayne, Ind.	4	2007, '09-10, '12
7. Herman Moore, Det./NYG	3	1995-97

MOST RECEPTIONS, SINGLE SEASON, NFL HISTORY

Player	Year	Rec.	Yds.	TD
1. Marvin Harrison, Ind.	2002	143	1,722	11
2. Wes Welker, N.E.	2009	123	1,348	4
Herman Moore, Det.	1995	123	1,686	14
4. Wes Welker, N.E.	2011	122	1,569	9
Calvin Johnson, Det.	2012	122	1,964	5
Jerry Rice, S.F.	1995	122	1,848	15
Cris Carter, Min.	1995	122	1,371	17
Cris Carter, Min.	1994	122	1,256	7

WELKER'S TOUCHDOWN STREAK

In Week 6 against Jacksonville, Broncos wide receiver Wes Welker became the first player in NFL history to catch at least one touchdown in each of his first six games with a team. His six-game touchdown streak, which ended in Week 7, tied for the longest such streak in team history.

MOST CONSECUTIVE GAMES CATCHING A TOUCHDOWN TO START A CAREER WITH A TEAM

Player	Year	No.
1. Wes Welker, Den.	2013	6
2. Charlie Brown, Was.	1982	5
3. Several tied	—	4

MOST CONSECUTIVE GAMES WITH A TD RECEPTION, BRONCOS HISTORY

Player	Year(s)	No.
1. Wes Welker	2013	6
Anthony Miller	1995	6
Vance Johnson	1987	6
Al Denson	1969	6
Lionel Taylor	1960-61	6
6. Eric Decker	2012	5
Steve Watson	1981	5

WELKER A DOUBLE-DIGIT THREAT

Wide receiver Wes Welker owns the second-most games (18) in NFL history with 10 or more receptions.

MOST GAMES WITH 10+ RECEPTIONS, NFL HISTORY

Player	Team(s)	No.
1. Andre Johnson	Hou.	21
2. Wes Welker	S.D./Mia./N.E./Den.	18
3. Brandon Marshall	Den./Mia./Chi.	17
Jerry Rice	S.F./Oak./Sea.	17
5. Marvin Harrison	Ind.	16



OFFENSIVE NOTES

FIVE RECEIVERS HAVE AT LEAST 60 CATCHES

The Broncos were the first team in NFL history with five players catching at least 60 passes in a season. Only four other teams have had five players catch 50 passes in a single year.

TEAMS WITH FIVE PLAYERS CATCHING AT LEAST 50 PASSES, SINGLE SEASON, NFL HISTORY

Team	Year	Players	Rec.
Cleveland	1980	Mike Pruitt	63
		Reggie Rucker	52
		Dave Logan	51
		Ozzie Newsome	51
		Greg Pruitt	50
New England	1994	Ben Coates	96
		Michael Timpson	74
		Leroy Thompson	65
		Vincent Brisby	58
		Kevin Turner	52
New Orleans	2011	Jimmy Graham	99
		Darren Sproles	86
		Marques Colston	80
		Lance Moore	52
		Pierre Thomas	50
Denver	2013	Demaryius Thomas	92
		Eric Decker	87
		Wes Welker	73
		Julius Thomas	65
		Knowshon Moreno	60

JULIUS THOMAS NAMED A PRO BOWLER

Broncos tight end Julius Thomas, who battled multiple injuries while combining for just one catch during his first two NFL seasons, finished the 2013 campaign with 65 receptions for 788 yards (12.1 avg.) with 12 touchdowns to earn his first career Pro Bowl selection.

He posted two games this season with at least 100 receiving yards and two touchdowns, representing just the seventh and eighth such performances, respectively, by a Broncos tight end. He is the only tight end in team history to accomplish the feat twice in the same season.

This season, Thomas has also posted two of the top three receiving yardage outputs by a Broncos tight end since 2000.

100-YARD, TWO-TOUCHDOWN GAMES BY A TIGHT END, BRONCOS HISTORY

Player	Opponent (Date)	Rec.	Yds.	Avg.	TD
Riley Odoms	vs. K.C. (12/10/78)	7	165	23.6	2
Bob Micho	at K.C. (10/18/87)*	9	105	11.7	2
Shannon Sharpe	at LAA (1/2/94)	6	115	19.2	2
Shannon Sharpe	vs. S.D. (10/6/96)	13	153	11.8	3
Shannon Sharpe	at K.C. (10/20/02)	12	214	17.8	2
Shannon Sharpe	vs. S.D. (11/16/03)	7	101	14.4	3
Julius Thomas	vs. Bal. (9/5/13)	5	110	22.0	2
Julius Thomas	at Dal. (10/6/13)	9	122	13.6	2

*Replacement Game

MOST RECEIVING YARDS BY A BRONCOS TIGHT END, SINCE 2000

Player	Opponent (Date)	Rec.	Yds.	Avg.	TD
1. Shannon Sharpe	at K.C. (10/20/02)	12	214*	17.8	2
2. Julius Thomas	at Dal. (10/6/13)	9	122	13.6	2
Julius Thomas	vs. Bal. (9/5/13)	5	110	22.0	2
4. Tony Scheffler	at S.D. (10/19/09)	6	101	16.8	1
Shannon Sharpe	vs. S.D. (11/16/03)	7	101	14.4	3

*Broncos record

JULIUS THOMAS: A RED ZONE TARGET

Broncos tight end Julius Thomas tied for fifth in the NFL with 12 receiving touchdowns this season—a total that represents the most in team history by a tight end.

MOST RECEIVING TOUCHDOWNS BY A TIGHT END, SINGLE SEASON, BRONCOS HISTORY

Player	Year	No.
1. Julius Thomas	2013	12
2. Shannon Sharpe	1998	10
Shannon Sharpe	1996	10
4. Shannon Sharpe	1993	9
5. Shannon Sharpe	2003	8

VASQUEZ EARNS FIRST PRO BOWL NOD

Broncos guard Louis Vasquez, who was signed by the Broncos in March as an unrestricted free agent, earned his first career Pro Bowl selection after playing every offensive snap (1,207) and representing one of just three 16-game starting NFL guards to allow zero sacks on the year.

He also earned first-team All-Pro recognition from the Associated Press making him the first guard in Broncos history to achieve that honor.

MOST SNAPS PLAYED ON OFFENSE/DEFENSE, BRONCOS, 2013

Player	Pos.	Plays	Pct.
1. Louis Vasquez	G	1,207	100.0
2. Zane Beadles	G	1,198	99.3
Manny Ramirez	C	1,198	99.3
4. Peyton Manning	QB	1,156	95.8
5. Demaryius Thomas	WR	1,106	91.6

FEWEST SACKS ALLOWED AMONG 16-GAME STARTING GUARDS, NFL, 2013

Player	Starts
1. Louis Vasquez, Den.	0.0
Larry Warford, Det.	0.0
Jeremy Zuttah, T.B.	0.0
4. Willie Colon, NYJ	1.0
5. Five Players	1.5

GREAT START TO BEADLES' CAREER

Broncos guard Zane Beadles, who was selected to his first Pro Bowl in 2012, has started the second-most games (62) in the regular season among offensive linemen who entered the NFL in 2010.

MOST STARTS AMONG OFFENSIVE LINEMEN WHO ENTERED THE NFL IN 2012

Player	Starts
1. Anthony Davis, S.F.	64
2. Zane Beadles, Den.	62
3. Mike Lupati, S.F.	60



DEFENSIVE NOTES

BRONCOS DEFENSIVE NOTES

QUICKLY:

* - **Defensive Coordinator Jack Del Rio** wrapped up his second season with the Broncos after serving as head coach of the Jacksonville Jaguars for nine seasons (2003-11).

* - Denver led the NFL with 16 takeaways in the fourth quarter this season and produced a +7 turnover margin in the final frame.

* - **CB Champ Bailey** owns 12 career Pro Bowl selections to rank first in NFL history among defensive backs and tie for the sixth most overall.

* - **CB Dominique Rodgers-Cromartie** is tied for first in the NFL with 98 passes defended since he entered the NFL in 2008.

* - **LB Danny Trevathan** is one of seven NFL players with at least 120 tackles and three interceptions this season.

* - **DE Shaun Phillips** led the Broncos with 10 sacks in 2013 and has totaled at least seven sacks in eight of his 10 seasons.

* - **Phillips'** 10 sacks ranked second in the NFL among pass rushers who signed with new teams during the offseason.

BRONCOS CREATE TURNOVERS WHEN IT COUNTS

The Broncos forced an NFL-best 16 takeaways in the fourth quarter this season.

Included in that total was a five-takeaway performance against Washington in Week 8.

MOST TAKEAWAYS IN THE FOURTH QUARTER, NFL, 2013

Team	No.
1. Denver	16
2. Kansas City	15
3. Cincinnati	14
Seattle	14
5. Arizona	13
New England	13

DENVER BRONCOS TURNOVER RATIO BY QUARTER, 2013

1	2	3	4	OT
+1	-2	-5	+7	-1

TEAMS WITH FIVE TAKEAWAYS IN A SINGLE QUARTER, NFL, SINCE 1991

Team	Opp. (Date)	Qtr.	INT/FR
Denver	vs. Was. (10/27/13)	4	4/1
Seattle	vs. Ari. (12/9/12)	2	3/2
Philadelphia	vs. Stl. (1/2/00)	4	2/3
Minnesota	at Pit. (9/24/95)	3	4/1

BAILEY PRODUCES AS A BRONCO

Cornerback Champ Bailey, who completed his 10th season with the Broncos in 2013, has the fifth-most interceptions (34) in the NFL since he was traded to Denver from Washington in 2004. He had 18 interceptions with the Broncos from 2005-06 with that total marking the most by an NFL player in a two-year stretch since Everson Walls had 18 interceptions for Dallas from 1981-82.

MOST INTERCEPTIONS, NFL, 2004-PRES.

Player	INTs	Yds.
1. Ed Reed, Bal./Hou./NYJ	52	1,291
2. Asante Samuel, Atl./Phi./N.E.	49	673
3. DeAngelo Hall, Was./Oak./Atl.	43	838
4. Charles Woodson, G.B./Oak.	41	606
5. Champ Bailey, Den.	34	340

BAILEY A 12-TIME PRO BOWL SELECTION

Broncos cornerback Champ Bailey owns 12 career Pro Bowl selections to rank first in NFL history among defensive backs and tie for the sixth most overall.

Bailey was a four-time Pro Bowl selection (2000-03) with Washington before earning eight Pro Bowls with the Broncos (2004-07, 2009-12). His eight Pro Bowls with Denver are tied for the second-most in club history.

MOST PRO BOWL SELECTIONS, NFL HISTORY

Player	Pos.	No.
1. Tony Gonzalez	TE	14
Bruce Matthews	OL	14
3. Peyton Manning	QB	13
Jerry Rice	WR	13
Reggie White	DE	13
6. Champ Bailey	CB	12
Ray Lewis	LB	12
Randall McDaniel	G	12
Junior Seau	LB	12
Will Shields	G	12

MOST PRO BOWL SELECTIONS, BRONCOS HISTORY

Player	Pos.	No.
1. John Elway	QB	9
2. Champ Bailey	CB	8
Steve Atwater	S	8
4. Shannon Sharpe	TE	7
Randy Gradishar	LB	7

BAILEY IN DENVER'S RECORD BOOK

Cornerback Champ Bailey is tied for fourth in club history with 34 interceptions as a Bronco. He also recorded the second-most interceptions (10) for a season in club annals in 2006, and his eight interceptions in 2005 ranked sixth for a year in franchise history.

Bailey's 10 interceptions in 2006 helped him finish second in voting for Associated Press NFL Defensive Player of the Year with 16 votes.

MOST INTERCEPTIONS BY A BRONCO, CAREER

Player	INTs	Yds.	Avg.	TDs
1. Steve Foley, 1976-86	44	622	14.1	1
2. Goose Gosoulin, 1960-66	43	542	12.6	2
3. Billy Thompson, 1969-81	40	784	19.6	3
4. Champ Bailey, 2004-Pres.	34	340	10.0	3
Tyrone Braxton, 1987-93, '95-99	34	614	18.1	4

MOST INTERCEPTIONS BY A BRONCO, SINGLE SEASON

Player	INTs	Yds.	Avg.	TDs
1. Goose Gosoulin, 1960	11	98	8.9	0
2. Champ Bailey, 2006	10	162	16.2	1
3. Deltha O'Neal, 2001	9	115	12.8	0
Tyrone Braxton, 1996	9	128	14.2	1
Willie Brown, 1964	9	140	15.6	0
6. Champ Bailey, 2005	8	139	17.4	2



DEFENSIVE NOTES

BAILEY'S CAREER INTERCEPTION TOTAL RISING

Among active players, Broncos cornerback Champ Bailey ranks third in the NFL and first among cornerbacks with 52 interceptions. He also leads all active players with 204 pass breakups, averaging nearly one per game.

MOST INTERCEPTIONS, NFL, ACTIVE PLAYERS

Player	INTs	Yds.
1. Ed Reed, Bal./Hou./NYJ	64	1,590
2. Charles Woodson, G.B./Oak.	56	909
3. Champ Bailey, Den./Was.	52	464
4. Asante Samuel, Atl./Phi./N.E.	51	728
5. DeAngelo Hall, Atl./Oak./Was.	43	838

MOST PASSES DEFENSED, NFL, ACTIVE PLAYERS

Player	G	PD	PD/Gm
1. Champ Bailey, Den./Was.	215	204	0.95
2. Charles Woodson, G.B./Oak.	222	188	0.85
3. Asante Samuel, Atl./Phi./N.E.	157	163	1.04
4. Terence Newman, Dal./Cin.	161	147	0.91
5. Quentin Jammer, Den./S.D.	183	141	0.77

RODGERS-CROMARTIE HAS A KNACK FOR THE BALL

Broncos cornerback Dominique Rodgers-Cromartie, who was signed by the Broncos as an unrestricted free agent last offseason, is tied for the most passes defended (98) in the NFL since 2008 according to press box totals.

MOST PASSES DEFENSED, NFL, 2008-PRES.

(Press Box Totals)

Player	Team(s)	No.
1. Dominique Rodgers-Cromartie	Ari./Phi./Den.	98
Tramon Williams	Green Bay	98
3. Darrelle Revis	NYJ/T.B.	92
4. Brandon Flowers	Kansas City	90
5. DeAngelo Hall	Oak./Was.	89

RODGERS-CROMARTIE'S PICK-6's

Broncos cornerback Dominique Rodgers-Cromartie has returned five interceptions for touchdowns during his career to tie for third in the league since he entered the NFL in 2008.

MOST INTERCEPTIONS RETURNED FOR TOUCHDOWNS, NFL, 2008-PRES.

Player	Team(s)	No.
1. Charles Tillman	Chicago	7
Charles Woodson	G.B./Oak.	7
3. Dominique Rodgers-Cromartie	Ari./Phi./Den.	5
Captain Munnerlyn	Carolina	5

IHENACHO MAKES HIS PRESENCE FELT

Broncos safety Duke Ihenacho totaled 12 tackles (11 solo) and three passes defended against Baltimore in Week 1 to become the first player since Kansas City's Derrick Johnson (12/19/10) to reach both of those totals in the same game (according to press box totals).

He also became the first player (since at least 1994) to accomplish that feat in his first career start.

BRONCOS TO RECORD 12 TACKLES AND 3 PASSES DEFENSED, SINGLE GAME (Since 1994)

Player	Opp. (Date)	TT	PD
Duke Ihenacho	vs. Bal. (9/5/13)	12	3
John Mobley	vs. N.E. (10/6/97)	13	3

TREVATHAN TOPS 100 TACKLES

Broncos linebacker Danny Trevathan was one of seven players in the NFL this season to post 120 tackles and three interceptions.

His 124 tackles in 2013 were the most by a Bronco since linebacker D.J. Williams posted 170 defensive stops in 2007.

PLAYERS WITH 120 TTs AND 3 INTs, NFL, 2013

Player	TT	INT
Danny Trevathan, Den.	124	3
Kiko Alonso, Buf.	159	4
Lavonte David, T.B.	143	5
Luke Kuechly, Car.	156	4
Chad Greenway, Min.	134	3
Karlos Dansby, Ari.	122	4
Daryl Smith, Bal.	123	3

PHILLIPS GETS TO THE QUARTERBACK

Broncos defensive end Shaun Phillips, who led the team with 10 sacks in 2013, has totaled at least seven sacks in eight of his 10 seasons.

MOST SEASONS WITH 7+ SACKS, NFL, SINCE 2004

Player	No.
1. Jared Allen, K.C./Min.	10
Robert Mathis, Ind.	10
3. Julius Peppers, Car./Chi.	9
4. Shaun Phillips, S.D./Den.	8
John Abraham, NYJ/Atl./Ari.	8
Julius Peppers, Car./Chi.	8
DeMarcus Ware, Dal.	8

PHILLIPS AMONG BEST OFFSEASON ACQUISITIONS

Broncos defensive end Shaun Phillips' 10 sacks ranked second in the NFL among pass rushers who signed with new teams during the offseason.

His 10 sacks also tied for the fourth most in team history in a player's first season with the Broncos.

MOST SACKS AMONG 2013 FREE AGENT PASS RUSHERS

Player	No.
1. John Abraham, Ari.	11.5
2. Shaun Phillips, Den.	10.0
Jerry Hughes, Buf.	10.0
4. Elvis Dumervil, Bal.	9.5
5. Michael Bennett, Sea.	8.5

MOST SACKS IN FIRST SEASON WITH THE BRONCOS

Player	Year	No.
1. Alfred Williams	1996	13.0
2. Von Miller	2011	11.5
Rulon Jones	1980	11.5
4. Shaun Phillips	2013	10.0
Mike Croel	1991	10.0



DEFENSIVE / SPECIAL TEAMS NOTES

PHILLIPS HAS A FINE BRONCOS DEBUT

Broncos defensive end Shaun Phillips tallied 2.5 sacks (14 yds.) in Denver's season opener against Baltimore to represent the most quarterback takedowns by a player in his Broncos debut (since 1982).

MOST SACKS IN A BRONCOS DEBUT (Since 1982)

Player	Opponent (Date)	No.
1. Shaun Phillips	vs. Bal. (9/5/13)	2.5
2. Anton Palepoi	at Oak. (10/17/04)	2.0
3. Alfred Williams	vs. NYJ (9/1/96)	1.5
4. Many players	-	1.0

AYERS TIED FOR THIRD ON PLAYOFF SACK LIST

Broncos defensive end Robert Ayers owns three career postseason sacks to tie for the third-most in Broncos history since the statistic was first tracked officially beginning in 1982.

MOST CAREER POSTSEASON SACKS, BRONCOS HISTORY (Since 1982)

Player	No.
1. Simon Fletcher	6.0
Rulon Jones	6.0
3. Robert Ayers	3.0
Neil Smith	3.0
5. Five players	2.0

BRONCOS SPECIAL TEAMS NOTES

QUICKLY:

* - **Jeff Rodgers** finished his third season as Denver's special teams coordinator after serving in that capacity under Head Coach John Fox in Carolina in 2010.

* - **K Matt Prater** ranked second in the NFL with a franchise-record 150 points scored in 2013.

* - **Prater** kicked an NFL-record 64-yard field goal in Denver's Week 14 win against Tennessee.

* - **Prater** is 51-of-54 (.944) in his career in the fourth quarter or overtime, including 8-of-8 in 2013.

* - **Prater** owns the best field goal percentage from 50+ yards (.778 / 21-of-27) in NFL history among players who started their career after 1970.

* - **WR Trindon Holliday** is just the third player in franchise history to record a touchdown on a kickoff return and a punt return in the same season (2012 & '13).

PRATER A RELIABLE WEAPON

Broncos kicker Matt Prater owns the highest field goal percentage in franchise history (min. 50 att.). The seventh-year player has made 141-of-170 (82.9%) field goals as a Bronco.

HIGHEST CAREER FIELD GOAL PCT., BRONCOS HISTORY (min. 50 att.)

Player	Years	Md.	Att.	Pct.
1. Matt Prater	2007-Pres.	141	170	82.9
2. Jason Elam	1993-2007	395	490	80.6
3. David Treadwell	1989-92	99	127	78.0
4. Rich Karlis	1982-88	137	193	71.0
5. Fred Steinfort	1979-81	43	64	67.2

PRATER NAMED TO FIRST PRO BOWL

Broncos kicker Matt Prater earned his first career Pro Bowl selection in 2013 after leading the league in field goal percentage (96.2 / 25-of-26) and finishing second in the NFL in scoring (150 pts.).

BRONCOS KICKERS TO MAKE THE PRO BOWL

Player	No.	Years
Jason Elam	3	1995, '98, 2001
Matt Prater	1	2013
David Treadwell	1	1989

HIGHEST FIELD GOAL PERCENTAGE, NFL, 2013

Player	Md.	Att.	Pct.
1. Matt Prater, Den.	25	26	96.2
2. Steven Hauschka, Sea.	33	35	94.3
3. Shaun Suisham, Pit.	30	32	93.8
4. Dan Bailey, Dal.	28	30	93.3
5. Greg Zuerlein, Stl.	26	28	92.9

MOST POINTS SCORED, NFL, 2013

Player	No.
1. Stephen Gostkowski, N.E.	158
2. Matt Prater, Den.	150
3. Nick Novak, S.D.	144
4. Steven Hauschka, Sea.	143
5. Mason Crosby, G.B.	141

MOST POINTS SCORED, SINGLE SEASON, BRONCOS HISTORY

Player	Year	No.
1. Matt Prater	2013	150
2. Terrell Davis	1998	138
3. Gene Mingo	1962	137
4. Matt Prater	2012	133
5. Jason Elam	1995	132

PRATER'S RECORD-BREAKING LEG

Kicker Matt Prater owns four of the seven longest field goals in franchise history, including his NFL-record 64-yard field goal that he kicked against Tennessee on Dec. 8.

LONGEST FIELD GOALS, NFL HISTORY

Player	Opponent	Length
1. Matt Prater, Den.	vs. Ten., 12/8/13	64*
2. David Akers, S.F.	at G.B. (9/9/12)	63
Tom Dempsey, N.O.	vs. Det. (11/8/70)	63
Jason Elam, Den.	vs. Jac. (10/25/98)	63
Sebastian Janikowski, Oak.	at Den. (9/12/11)	63
6. Matt Bryant, T.B.	vs. Phi. (10/22/06)	62

LONGEST FIELD GOALS, BRONCOS HISTORY

Player	Opponent	Length
1. Matt Prater	vs. Ten., 12/8/13	64*
2. Jason Elam	vs. Jac., 10/25/98	63
3. Matt Prater	vs. Chi., 12/11/11	59
Matt Prater	vs. NYJ, 10/17/10	59
5. Fred Steinfort	vs. Was., 10/13/80	57
6. Matt Prater	at K.C., 9/28/08	56
Jason Elam	at Hou., 11/26/95	56

* - NFL record



SPECIAL TEAMS NOTES

PRATER'S 50-YARDERS

Broncos kicker Matt Prater owns the highest percentage of field goals made from 50+ yards in NFL history (77.8% / 21-of-27) among players who started their careers after 1970 (min. 20 att.).

HIGHEST 50-YD. FIELD GOAL PCT., SINCE 1970 NFL MERGER (min 20 att.)

Player	Md.	Att.	Pct.
1. Matt Prater, Den.	21	27	77.8
2. Robbie Gould, Chi.	16	21	76.2
3. Tony Zendejas, LAN/Hou.	17	23	73.9
4. Jeff Wilkins, Stl./S.F./Phi.	26	36	72.2
5. Rob Bironas, Ten.	24	34	70.6

MATT PRATER, CAREER FIELD GOAL ATTEMPTS FROM 50+ YARDS

Year	Md.	Att.	Pct.
2008	5	6	83.3
2009	2	3	66.7
2010	2	3	66.7
2011	3	4	75.0
2012	3	4	75.0
2013	6	7	85.7
Totals	21	27	77.8

MOST 50-YD. FIELD GOALS, CAREER, BRONCOS HISTORY

Player	Md.	Att.	Pct.
1. Jason Elam, 1993-2007	37	61	60.7
2. Matt Prater, 2007-Pres.	21	27	77.8
3. Rich Karlis, 1982-88	6	18	33.3
4. Fred Steinfort, 1979-81	5	10	50.0
5. Bobby Howfield, 1968-70	3	9	33.3
Jim Turner, 1971-79	3	13	23.1

MATT PRATER 50-YARD FIELD GOALS, CAREER (BY LENGTH)

2013 Field Goals in BOLD

Opponent	Length
1. vs. Tennessee, 12/8/13	64*
2. vs. Chicago, 12/11/11	59
vs. N.Y. Jets, 10/17/10	59
4. at Kansas City, 9/28/08	56
5. vs. Tampa Bay, 10/5/08	55
6. at Oakland, 12/29/13	54
vs. Kansas City, 11/17/13	54
at Jacksonville, 9/12/10	54
9. vs. Oakland, 9/23/13	53
vs. Philadelphia, 9/29/13	53
at Carolina, 11/11/12	53
vs. Oakland, 9/30/12	53
vs. Houston, 9/23/12	53
14. at Miami, 10/23/11	52
vs. San Diego, 9/14/08	52
16. vs. Chicago, 12/11/11	51
vs. Oakland, 12/20/09	51
at Kansas City, 9/28/08	51
19. at Dallas, 10/6/13	50
vs. Miami, 11/2/08	50
at Cincinnati, 9/13/09	50

* - NFL record

PRATER MAKES LONGEST 4th QTR. FG IN PLAYOFF HISTORY

In the AFC Championship Game against New England, Broncos kicker Matt Prater connected on 4-of-4 field goals, including the longest field goal in Broncos postseason history (54 yds.).

His 54-yard kick represents the longest field goal in NFL playoff history during the second half of a game and tied for the fourth-longest overall.

LONGEST FIELD GOALS, NFL POSTSEASON HISTORY

Player	Opponent	Qtr.	Length
1. Pete Stoyanovich, Mia.	Kansas City (1/5/91)	2	58
2. Shayne Graham, Hou.	New England (1/13/13)	2	55
Jeff Wilkins, Stl.	Atlanta (1/15/05)	2	55
4. Matt Prater, Den.	New England (1/19/14)	4	54
John Carney, S.D.	Indianapolis (12/31/95)	1	54
Steve Christie, Buf.	Dallas (1/30/94)	1	54
Eddie Murray, Det.	San Francisco (12/31/83)	2	54

PRATER CLUTCH IN FOURTH QUARTER/OVERTIME

Broncos kicker Matt Prater has made 47-of-50 career field goal attempts in the fourth quarter to rank second in NFL history with his 94.0% conversion rate.

Prater is also a perfect 4-of-4 on field goal attempts in overtime, making him 51-of-54 (94.4%) in his career in the fourth quarter or overtime.

HIGHEST CAREER FIELD GOAL PCT. IN FOURTH QUARTER, NFL HISTORY (min. 25 Md.)

Player	Md.	Att.	Pct.
1. Stephen Gostkowski	63	65	96.9
2. Matt Prater	47	50	94.0
3. Nick Folk	47	51	92.2
4. Josh Brown	73	81	90.1
5. Rob Bironas	60	67	89.6

PRATER A WEAPON ON KICKOFFS

Broncos kicker Matt Prater led the NFL with 81 touchbacks on kickoffs in 2013. He also ranks first in the league with 260 touchbacks on kickoffs since his first full season in 2008.

MOST TOUCHBACKS ON KICKOFFS, NFL, 2013

Player	KOs	TBs	Pct.
1. Matt Prater, Den.	112	81	72.3
2. Stephen Gostkowski, N.E.	98	65	66.3
3. Graham Gano, Car.	79	63	79.7
4. Greg Zuerlein, Stl.	77	52	67.5
Thomas Morstead, N.O.	85	52	61.2
Dan Bailey, Dal.	91	52	57.1

MOST TOUCHBACKS ON KICKOFFS, 2008-PRES.

Player	KOs	TBs	Pct.
1. Matt Prater, Den.	490	260	53.1
2. Stephen Gostkowski, N.E.	536	211	39.4
3. Michael Koenen, T.B./Atl.	459	203	44.2
4. Thomas Morstead, N.O.	427	202	47.3
5. Sebastian Janikowski, Oak.	428	176	41.1



SPECIAL TEAMS NOTES

COLQUITT A HOUSEHOLD NFL NAME

Denver's Britton Colquitt and Kansas City's Dustin Colquitt are the first brothers to punt in the NFL at the same time since 1941 (George and Wes McAfee).

The Colquitt family has produced four NFL punters, including Britton and Dustin's father, Craig, and uncle, Jimmy. Craig Colquitt won two Super Bowl rings as the Steelers' punter and Jimmy Colquitt played two games for the Seahawks in 1985. All four Colquitts attended the University of Tennessee.

COLQUITT IN THE NFL

Player	Years	GP	No.	Avg.	LG	In20	Net
Craig Colquitt	1978-84, '87	97	431	41.3	74	112	34.8
Jimmy Colquitt	1985	2	12	40.1	55	3	34.3
Dustin Colquitt	2005-Pres.	142	744	44.9	81	285	39.3
Britton Colquitt	2009-Pres.	64	319	45.8	67	102	39.5

HOLLIDAY A NICE ACQUISITION

Since being acquired by Denver on Oct. 11, 2012, Broncos wide receiver Trindon Holliday has returned six punts or kickoffs for touchdowns (reg. season/postseason combined) and trails only Rick Upchurch on the Broncos' career return touchdowns list.

He is already one of just 15 players in NFL history with at least three punt return touchdowns and at least three kickoff return scores (reg. season + postseason).

MOST SPECIAL-TEAMS RETURNS, BRONCOS HISTORY
(REGULAR SEASON + POSTSEASON)

Player	GP	KR TDs	PR TDs	Total
1. Rick Upchurch	124	0	8	8
2. Trindon Holliday	26	3	3	6
3. Eddie Royal	59	1	2	3
Deltha O'Neal	62	1	2	3
Darrien Gordon	39	0	3	3

HOLLIDAY ON A TORRID PACE

Broncos wide receiver Trindon Holliday, who has recorded six special-teams return scores in 34 career games played (including postseason), ranks first since the 1970 NFL merger with a return score every 5.7 games played (min. 20 GP).

HIGHEST SPECIAL-TEAMS RETURN TOUCHDOWN RATE,
SINCE 1970 NFL MERGER (min. 20 GP)

Player	Years	GP	Ret TD	TD/GP
1. Trindon Holliday, Den./Hou.	2010-pres.	34	6	5.7
2. Devin Hester, Chi.	2006-pres.	128	19	6.7
3. Gale Sayers, Chi.	1965-71	68	8	8.5
4. Tony Horne, Stl.	1998-2000	43	5	8.6
5. Dante Hall, K.C.	2000-08	114	13	8.8

HOLLIDAY'S BIG RETURN

Broncos wide receiver Trindon Holliday recorded a 105-yard kickoff return for a touchdown against Philadelphia in Week 4 to tie his own record for the longest play in team history.

LONGEST KICKOFF RETURNS, BRONCOS HISTORY

Player	Opp. (Date)	Length
1. Trindon Holliday	vs. Phi. (9/29/13)	105t
Trindon Holliday	at Cin. (11/4/12)	105t
3. Nemiah Wilson	at K.C. (10/8/66)	100t
Goldie Sellers	vs. Hou. (10/2/66)	100t
5. Cassius Vaughn	vs. S.D. (1/2/11)	97t

HOLLIDAY FINDS THE END ZONE

Broncos wide receiver Trindon Holliday has recorded multiple special-teams return scores for the second consecutive season.

Holliday is one of just three players (Al Frazier, 1961; Eddie Royal, 2009) in team history to score a touchdown by way of both a punt and kickoff return—a feat he has accomplished in 2012 and '13.

PLAYERS WITH MULTIPLE SPECIAL-TEAMS RETURN TOUCHDOWNS,
SINGLE-SEASON, BRONCOS HISTORY

Player	Year	KR TDs	PR TDs
Al Frazier	1961	1	1
Goldie Sellers	1966	2	0
Rick Upchurch	1976	0	4
Rick Upchurch	1982	0	2
Darrien Gordon	1997	0	3
Eddie Royal	2009	1	1
Trindon Holliday	2012	1	1
Trindon Holliday	2013	1	1

HOLLIDAY MAKES POSTSEASON HISTORY

Broncos wide receiver Trindon Holliday recorded the longest punt return (90t) and the second-longest kickoff return (104t) in NFL postseason history in Denver's AFC Divisional Playoff Game against Baltimore (1/12/13), becoming the first NFL player to score multiple return touchdowns in a single postseason game.

LONGEST PUNT RETURN, NFL POSTSEASON HISTORY

Player	Opp. (Date)	Avg.
1. Trindon Holliday, Den.	vs. Bal. (1/12/13)	90t
2. Jermaine Lewis, Bal.	at Pit. (1/20/02)	88t
3. Reggie Bush, N.O.	vs. Ari. (1/16/10)	83t
4. Antonio Freeman, G.B.	vs. Atl. (12/31/95)	76t
5. Santana Moss, NYJ	at Pit. (1/15/05)	75t

LONGEST KICKOFF RETURN, NFL POSTSEASON HISTORY

Player	Opp. (Date)	Avg.
1. Jacoby Jones, Bal.	vs. S.F. (2/3/13)	108t
2. Trindon Holliday, Den.	vs. Bal. (1/12/13)	104t
3. Eric Weems, Atl.	vs. G.B. (1/15/11)	102t
4. Brian Mitchell, Was.	at T.B. (1/15/00)	100t
5. Desmond Howard, G.B.	vs. N.E. (1/26/97)	99t



MISCELLANEOUS NOTES

BRONCOS MISCELLANEOUS NOTES

QUICKLY:

* - Now in their sixth decade of professional football, the Broncos are one of just four teams to record three 90+ win decades since 1960 and the only organization to do so in each of the last three decades.

* - The Broncos have sold out every home game since the beginning of the 1970 season (341 reg. season / 19 postseason).

* - The Broncos own the NFL's best overall home record (236-89 / .726) since 1975 and have posted a league-best five undefeated home schedules in the 16-game regular-season era (since 1978).

* - The Broncos' 341-game scoring streak is the longest active streak in the league.

* - Denver ranks second in the NFL with a 25-16-2 (.605) record in regular-season overtime games since the system was instituted in 1974.

DECADES OF SUCCESS

The Broncos are in their sixth decade of professional football, looking to build off a body of work that ranks as the most consistent in the NFL in terms of winning over the last three decades.

Denver is one of just four teams to record three 90+ win decades since 1960 and the only organization to do so in each of the last three decades.

Below is a look at the Broncos' record by the decade. In its 50-plus seasons of football, Denver has totaled the eighth-most regular-season wins (432 / 432-377-10) in the NFL and advanced to the postseason 20 times.

BRONCOS REGULAR-SEASON RECORD BY DECADE

Decade	W	L	T	Pct.	Playoff Berths	Win Rk.
1960s	39	97	4	.287	0	22nd
1970s	75	64	5	.539	3	8th
1980s	93	58	1	.615	5	4th
1990s	94	66	0	.588	5	7th
2000s	93	67	0	.581	4	6th
2010s	38	26	0	.594	3	T-8th
TOTALS	432	378	10	.533	20	8th

MOST DECADES WITH 90+ REGULAR SEASON WINS, SINCE 1960

Team	90+ Win Decades	Decades (Win Total)
1. Denver	3	1980s (93), 1990s (94), 2000s (93)
Green Bay	3	1960s (96), 1990s (93), 2000s (95)
Miami	3	1970s (104), 1980s (94), 1990s (95)
Pittsburgh	3	1970s (99), 1990s (93), 2000s (103)

BRONCOS SUCCESSFUL IN OVERTIME

The Denver Broncos rank second in the NFL with a 25-16-2 (.605) record in regular-season overtime games since the system was instituted in 1974.

BEST RECORDS IN OVERTIME GAMES, REGULAR SEASON, NFL HISTORY

Team	W	L	T	Pct.
1. Washington	24	14	1	.628
2. Denver	25	16	2	.605
3. Arizona	24	16	2	.595
4. Pittsburgh	21	15	2	.579
5. Buffalo	19	14	0	.576
Dallas	19	14	0	.576

BRONCOS OWN NFL'S LONGEST SCORING STREAK

The Broncos' 341-game scoring streak is the longest active streak in the league. The streak, which began on *Monday Night Football* with a 16-13 overtime loss at Seattle on Nov. 30, 1992, is the second-longest such streak in NFL history.

LONGEST SCORING STREAKS, NFL HISTORY (Regular Season only)

Team	Games	Years
1. San Francisco	420	1977-2004
2. Denver	341*	1992-Pres.
3. Indianapolis	321*	1993-Pres.
4. Cleveland	274	1950-71
5. Minnesota	260	1991-2007

*Active Streaks

HOME SELLOUT STREAK

The Broncos have sold out every home game since the beginning of the 1970 season with the exception of two replacement games played during the 1987 strike (both games were sold out before the strike).

Denver has thus sold out 341 consecutive regular-season games, which marks the second-longest home sellout streak in the NFL. With postseason games factored in, the total reaches 360.

LONGEST HOME SELLOUT STREAKS, REGULAR SEASON, NFL HISTORY

Team	Games	Year Started
1. Washington	365	1967
2. Denver	341	1970
3. Pittsburgh	323	1972
4. N.Y. Giants	304	1974
5. Green Bay	301	1960

HOME, SWEET HOME

The Broncos own the NFL's best home record since 1975 in the regular season and postseason with a 236-89 (.726) mark.

TOP HOME RECORDS, NFL, 1975-PRES.

Team	Regular Season	Postseason	Total	Pct.
1. Denver	221-85-0 (.722)	15-4 (.789)	236-89-0	.726
2. Pittsburgh	216-87-1 (.712)	16-7 (.696)	234-94-1	.713
3. Baltimore	100-43-1 (.698)	3-2 (.600)	103-45-1	.695
4. New England	201-104-0 (.659)	15-4 (.789)	216-108-0	.667
5. Minnesota	201-104-1 (.658)	8-5 (.615)	209-109-1	.657



MISCELLANEOUS NOTES

BRONCOS ONE OF NFL'S BEST SINCE MERGER

After a less than auspicious beginning, the Broncos have become one of the most consistent winners in the NFL thanks in large part to Owner & CEO Pat Bowlen. Denver ranks in the top five in the NFL in several categories since the 1970 merger, including Super Bowl berths (7), regular-season wins (393) and regular-season home wins (235).

SUPER BOWL BERTHS, NFL, SINCE 1970 MERGER

Team	No.
1. Dallas	8
Pittsburgh	8
3. Denver	7
New England	7

REGULAR-SEASON WINS, NFL, SINCE 1970 MERGER

Team	No.
1. Pittsburgh	412
2. Miami	400
3. Dallas	397
4. Denver	393
5. San Francisco	387

REGULAR-SEASON HOME WINS, NFL, SINCE 1970 MERGER

Team	No.
1. Pittsburgh	244
2. Denver	235
3. Miami	227
4. Minnesota	227
Dallas	226

OVERALL WINS, NFL, SINCE 1970 MERGER

Team	No.
1. Pittsburgh	445
2. Dallas	429
3. Miami	420
4. San Francisco	417
5. Denver	413

CONFERENCE CHAMP. GAMES, NFL, SINCE 1970 MERGER

Team	No.
1. Pittsburgh	15
2. Dallas	14
3. San Francisco	14
4. Oakland	11
5. Denver, Stl., N.E.	9

BRONCOS ALL-TIME YEAR-BY-YEAR RECORDS

YEAR	PRESEASON	REG. SEASON	PLAYOFFS
1960	.0-5	4-9-1	0-0
1961	.1-4	3-11	0-0
1962	.2-2	7-7	0-0
1963	.2-3	2-11-1	0-0
1964	.2-3	2-11-1	0-0
1965	.1-4	4-10	0-0
1966	.1-3	4-10	0-0
1967	.3-1	3-11	0-0
1968	.1-4	5-9	0-0
1969	.1-4	5-8-1	0-0
1970	.3-2	5-8-1	0-0
1971	.1-4	4-9-1	0-0
1972	.2-3	5-9	0-0
1973	.2-3	7-5-2	0-0
1974	.4-2	7-6-1	0-0
1975	.3-3	6-8	0-0
1976	.5-2	9-5	0-0
1977	.5-1	12-2	2-1 (S.B. loss)
1978	.2-2	10-6	0-1
1979	.3-1	10-6	0-1
1980	.2-2	8-8	0-0
1981	.2-2	10-6	0-0
1982	.4-0	2-7	0-0
1983	.3-1	9-7	0-1
1984	.3-1	13-3	0-1
1985	.2-2	11-5	0-0
1986	.2-2	11-5	2-1 (S.B. loss)
1987	.3-2	10-4-1	2-1 (S.B. loss)
1988	.3-1	8-8	0-0
1989	.2-2	11-5	2-1 (S.B. loss)
1990	.3-2	5-11	0-0
1991	.2-3	12-4	1-1
1992	.1-4	8-8	0-0
1993	.2-2	9-7	0-1
1994	.2-3	7-9	0-0
1995	.3-2	8-8	0-0
1996	.3-1	13-3	0-1
1997	.3-2	12-4	4-0 (S.B. win)
1998	.3-1	14-2	3-0 (S.B. win)
1999	.3-2	6-10	0-0
2000	.4-0	11-5	0-1
2001	.3-1	8-8	0-0
2002	.3-1	9-7	0-0
2003	.3-1	10-6	0-1
2004	.2-3	10-6	0-1
2005	.4-0	13-3	1-1
2006	.3-1	9-7	0-0
2007	.2-2	7-9	0-0
2008	.2-2	8-8	0-0
2009	.1-3	8-8	0-0
2010	.1-3	4-12	0-0
2011	.2-2	8-8	1-1
2012	.2-2	13-3	0-1
2013	.2-2	13-3	2-1
TOTAL	.129-116 (.527)	.432-378-10 (.533)	.20-18 (.526)

THE LAST TIME IT HAPPENED

(REFLECTS THE LAST TIME EACH INDIVIDUAL STATISTIC OCCURRED IN THE REGULAR SEASON AND PLAYOFFS)
- 2013 PERFORMANCES BOLDED; SUPER BOWL PERFORMANCES IN ITALICS

100 YARDS RUSHING:

Broncos: **Montee Ball, 13-117, 0 TD, at Kansas City, 12/1/13**
Playoffs: *Terrell Davis, 25-102, vs. Atlanta, 1/31/99*
Opponents: **Ryan Mathews, 29-127, 1 TD, vs. San Diego, 12/12/13**
Playoffs: Ray Rice, 30-131, 1 TD, vs. Baltimore, 1/12/13

200 YARDS RUSHING:

Broncos: **Knowshon Moreno, 37-224, 1 TD, at New England, 11/24/13**
Playoffs: Has never happened
Opponents: Jamaal Charles, 25-259, 2 TD, vs. Kansas City, 1/3/10
Playoffs: *Tim Smith, 23-204, 2TD, vs. Washington, 1/31/88*

TWO 100-YARD RUSHERS:

Broncos: Willis McGahee (163) and Tim Tebow (118), at Oakland, 11/6/11
Playoffs: Terrell Davis (184) and Derek Loville (103), vs. Jacksonville, 12/27/97
Opponents: Curt Warner (126) and John L. Williams (109), at Seattle, 12/11/88
Playoffs: Has never happened

100-YARD RUSHER AND 100-YARD RECEIVER:

Broncos: Knowshon Moreno (118) and Eric Decker (133), at Baltimore, 12/16/12
Playoffs: *Terrell Davis (102) and Rod Smith (152), vs. Atlanta, 1/31/99*
Opponents: Stevan Ridley (151) and Wes Welker (104), at New England, 10/7/12
Playoffs: *Tim Smith (204) and Ricky Sanders (193), vs. Washington, 1/31/88*

100-YARD RUSHER AND TWO 100-YARD RECEIVERS:

Broncos: **Montee Ball (117), Eric Decker (174) and Demaryius Thomas (106), at Kansas City, 12/1/13**
Playoffs: Has never happened
Opponents: Ryan Grant (104), Greg Jennings (141) and James Jones (107) vs. Green Bay, 10/29/07 - OT
Playoffs: Has never happened

100-YARD RUSHER, 300-YARD PASSER, 100-YARD RECEIVER:

Broncos: Willis McGahee (122), Peyton Manning (305), Demaryius Thomas (137), vs. N.O., 10/28/12
Playoffs: *Terrell Davis (102), John Elway (336), Rod Smith (152), vs. Atlanta, 1/31/99*
Opponents: R. Grant (104 rush), B. Favre (331 pass), G. Jennings (141 rec.), J. Jones (107 rec.) vs. G.B., 10/29/07 - OT
Playoffs: *Tim Smith (204), Doug Williams (340), Ricky Sanders (193), vs. Washington, 1/31/88*

100-YARD RUSHER, 300-YARD PASSER AND TWO 100-YARD RECEIVERS:

Broncos: **M. Ball (117), P. Manning (403), E. Decker (174) and D. Thomas (106), at Kansas City, 12/1/13**
Playoffs: Has never happened
Opponents: R. Grant (104 rush), B. Favre (331 pass), G. Jennings (141 rec.), J. Jones (107 rec.), vs. Green Bay, 10/29/07 - OT
Playoffs: Has never happened

100-YARD RUSHER AND 300-YARD PASSER:

Broncos: **Montee Ball (117) and Peyton Manning (403), at Kansas City, 12/1/13**
Playoffs: *Terrell Davis (102) and John Elway (336), vs. Atlanta, 1/31/99*
Opponents: Ryan Mathews (120) and Philip Rivers (313), vs. San Diego, 1/2/11
Playoffs: Ray Rice (131) and Joe Flacco (331), vs. Baltimore, 1/12/13

100-YARD RECEIVER AND 300-YARD PASSER:

Broncos: **Eric Decker (117) and Peyton Manning (397), vs. Tennessee, 12/8/13**
Playoffs: **Demaryius Thomas (134) and Peyton Manning (400), vs. New England, 1/19/14**
Opponents: **Julian Edelman (110) and Tom Brady (344), at New England, 11/24/13**
Playoffs: Rob Gronkowski (145) and Tom Brady (363), at New England, 1/14/12

TWO 100-YARD RECEIVERS AND 300-YARD PASSER:

Broncos: **Eric Decker (131), Demaryius Thomas (123) and Peyton Manning (400), at Houston, 12/22/13**
Playoffs: Has never happened
Opponents: Jerome Simpson (136), A.J. Green (124) and Andy Dalton (332), vs. Cincinnati, 9/18/11
Playoffs: Reggie Wayne (221), Dallas Clark (112) and Peyton Manning (458), at Indianapolis, 1/9/05

THREE 100-YARD RECEIVERS AND 300-YARD PASSER:

Broncos: Has never happened
Playoffs: Has never happened
Opponents: **Terrance Williams (151), Dez Bryant (141), Jason Witten (121) and Tony Romo (506), at Dallas, 10/6/13**
Playoffs: Has never happened

TWO RUSHING TOUCHDOWNS:

Broncos: **Montee Ball, 8-25, 2 TD, vs. Kansas City, 11/17/13**
Playoffs: Mike Anderson, 19-69, 2 TD, vs. New England, 1/14/06
Opponents: **Shonn Greene, 9-46, 2 TD, vs. Tennessee, 12/8/13**
Playoffs: Jamal Lewis, 30-110, 2 TD, at Baltimore, 12/31/00

THREE RUSHING TOUCHDOWNS:

Broncos: **Knowshon Moreno, 15-42, 3 TD, vs. Jacksonville, 10/13/13**
Playoffs: *Terrell Davis, 30-157, 3 TD, vs. Green Bay, 1/25/98*
Opponents: Ryan Matthews, 26-120, 3 TD, vs. San Diego, 1/2/11
Playoffs: Napoleon McCallum, 13-81, 3 TD, at L.A. Raiders, 1/9/94

FOUR RUSHING TOUCHDOWNS:

Broncos: Clinton Portis, 22-218, 5 TD, vs. Kansas City, 12/7/03
Playoffs: Has never happened
Opponents: Curt Warner, 23-126, 4 TD, at Seattle, 12/11/88
Playoffs: Has never happened

FIVE RUSHING TOUCHDOWNS:

Broncos: Clinton Portis, 22-218, 5 TD, vs. Kansas City, 12/7/03
Playoffs: Has never happened
Opponents: Has never happened
Playoffs: Has never happened

300 YARDS PASSING:

Broncos: **Peyton Manning, 39-59, 397 yds., 4 TD, 0 INT, vs. Tennessee, 12/8/13**
Playoffs: Tim Tebow, 10-21, 316 yds., 2 TD, 0 INT, vs. Pittsburgh, 1/8/12
Opponents: **Tom Brady, 34-50, 344 yds., 3 TD, 0 INT, at New England, 11/24/13**
Playoffs: Joe Flacco, 18-34, 331 yds., 3 TD, 0 INT, vs. Baltimore, 1/12/13

400 YARDS PASSING:

Broncos: **Peyton Manning, 32-51, 400 yds., 4 TD, 0 INT, at Houston, 12/22/13**
Playoffs: **Peyton Manning, 32-43, 400 yds., 2 TD, 0 INT, vs. New England, 1/19/14**
Opponents: **Tony Romo, 25-36, 506 yds., 5 TD, 1 INT, at Dallas, 10/6/13**
Playoffs: Peyton Manning, 27-33, 458 yds., 4 TD, 1 INT, at Indianapolis, 1/9/05

THREE TOUCHDOWN PASSES:

Broncos: **Peyton Manning, 29-49, 386 yds., 3 TD, 1 INT, at Indianapolis, 10/20/13**
Playoffs: Peyton Manning, 28-43, 290 yds., 3 TD, 2 INT, vs. Baltimore, 1/12/13
Opponents: **Tom Brady, 34-50, 344 yds., 3 TD, 0 INT, at New England, 11/24/13**
Playoffs: Joe Flacco, 18-34, 331 yds., 3 TD, 0 INT, vs. Baltimore, 1/12/13

FOUR TOUCHDOWN PASSES:

Broncos: **Peyton Manning, 25-28, 266 yds., 4 TD, 0 INT, at Oakland, 12/29/13**
Playoffs: Has never happened
Opponents: Matt Schaub, 17-30, 290 yds., 4 TD, 1 INT, vs. Houston, 9/23/12
Playoffs: Tom Brady, 26-34, 363 yds., 6 TD, 1 INT, at New England, 1/14/12

FIVE TOUCHDOWN PASSES:

Broncos: **Peyton Manning, 22-35, 403 yds., 5 TD, 2 INT, at Kansas City, 12/1/13**
Playoffs: Has never happened
Opponents: **Tony Romo, 25-36, 506 yds., 5 TD, 1 INT, at Dallas, 10/6/13**
Playoffs: Tom Brady, 26-34, 363 yds., 6 TD, 1 INT, at New England, 1/14/12

SIX OR MORE TOUCHDOWN PASSES:

Broncos: **Peyton Manning, 27-42, 462 yds., 7 TD, 0 INT, vs. Baltimore, 9/5/13**
Playoffs: Has never happened
Opponents: Len Dawson, 23-38, 435 yds., 6 TD, 0 INT, at Kansas City, 11/1/64
Playoffs: Tom Brady, 26-34, 363 yds., 6 TD, 1 INT, at New England, 1/14/12

100 YARDS RECEIVING:

Broncos: **Demaryius Thomas, 6-113, 2 TD, at Oakland, 12/29/13**
Playoffs: **Demaryius Thomas, 13-118, 1 TD, vs. Seattle, 2/2/14**
Opponents: **Justin Hunter, 4-114, 1 TD, vs. Tennessee, 12/8/13**
Playoffs: **Keenan Allen, 6-142, 2 TD, vs. San Diego, 1/12/14**

200 YARDS RECEIVING:

Broncos: Jabar Gaffney, 14-213, 0 TD, vs. Kansas City, 1/3/10
Playoffs: Demaryius Thomas, 4-204, 1 TD, vs. Pittsburgh, 1/8/12
Opponents: Torrance Small, 6-200, 2 TD, vs. New Orleans, 12/24/94
Playoffs: Reggie Wayne, 10-221, 2 TD, at Indianapolis, 1/9/05

TWO 100-YARD RECEIVERS:

Broncos: **Eric Decker (131) and Demaryius Thomas (123), at Houston, 12/22/13**
Playoffs: Has never happened
Opponents: **Terrance Williams (151), Dez Bryant (141) and Jason Witten (121), at Dallas, 10/6/13**
Playoffs: Reggie Wayne (221) and Dallas Clark (112), at Indianapolis, 1/9/05

TWO RECEIVING TOUCHDOWNS:

Broncos: **Demaryius Thomas, 6-113, 2 TD, at Oakland, 12/29/13**
Playoffs: Clarence Kay, 3-57, 2 TD, vs. Houston, 1/10/88
Opponents: **Keenan Allen, 2-29, 2 TD, vs. San Diego, 12/12/13**
Playoffs: **Keenan Allen, 6-142, 2 TD, vs. San Diego, 1/12/14**

THREE RECEIVING TOUCHDOWNS:

Broncos: **Demaryius Thomas, 7-108, 3 TD, at San Diego, 11/10/13**
Playoffs: Has never happened
Opponents: Dallas Clark, 5-43, 3 TD, at Indianapolis, 12/13/09
Playoffs: Rob Gronkowski, 10-145, 3 TD, at New England, 1/14/12

FOUR RECEIVING TOUCHDOWNS:

Broncos: **Eric Decker, 8-174, 4 TD, at Kansas City, 12/1/13**
Playoffs: Has never happened
Opponents: Lance Alworth, 9-171, 4 TD, vs. San Diego, 12/1/68
Playoffs: Has never happened

TWO INTERCEPTIONS:

Broncos: Chris Harris, 2, at San Diego, 10/15/12
Playoffs: *Darrien Gordon, 2, vs. Atlanta, 1/31/99*
Opponents: **DeAngelo Hall, 2, vs. Washington, 10/27/13**
Playoffs: David Macklin, 2, at Indianapolis, 1/4/04

THE LAST TIME IT HAPPENED

THREE INTERCEPTIONS:

Broncos: Deltha O'Neal, 4, vs. Kansas City, 10/7/01
Playoffs: Has never happened
Opponents: Mark Kelso, 3, at Buffalo, 12/12/92
Playoffs: Has never happened

FOUR INTERCEPTIONS:

Broncos: Deltha O'Neal, 4, vs. Kansas City, 10/7/01
Playoffs: Has never happened
Opponents: Has never happened
Playoffs: Has never happened

TWO SACKS:

Broncos: **Von Miller, 2, at New England, 11/24/13**
Playoffs: **Shaun Phillips, 2, vs. San Diego, 1/12/14**
Opponents: **Robert Mathis, 2, at Indianapolis, 10/20/13**
Playoffs: Terrell Suggs, 2, vs. Baltimore, 1/12/13

THREE SACKS:

Broncos: Von Miller, 3, vs. San Diego, 11/18/12
Playoffs: Has never happened
Opponents: Chris Kelsay, 3, at Buffalo, 12/24/11
Playoffs: Michael McCrary, 3, at Baltimore, 12/31/00

FOUR SACKS:

Broncos: Elvis Dumervil, 4, vs. Cleveland, 9/20/09
Playoffs: Has never happened
Opponents: Michael Sinclair, 4, at Seattle, 9/8/96
Playoffs: Has never happened

TWO OPPONENT FUMBLE RECOVERIES:

Broncos: Elvis Dumervil, 2, vs. Minnesota, 12/30/07 - OT
Playoffs: Has never happened
Opponents: Glenn Dorsey, 2, at Kansas City, 12/6/09
Playoffs: *Randy Hughes, 2, vs. Dallas, 1/15/78*

SHUTOUT ON ROAD:

by Broncos: Denver 12, at Cleveland 0, 9/27/92
Playoffs: Has never happened
by Opponents: at L.A. Raiders 24, Denver 0, 11/22/92
Playoffs: Has never happened

SHUTOUT AT HOME:

by Broncos: at Denver 27, N.Y. Jets 0, 11/20/05
Playoffs: Has never happened
by Opponents: Has never happened
Playoffs: Has never happened

OVERTIME WIN AWAY FROM DENVER:

Broncos: Denver 16, at San Diego 13, 11/27/11
Playoffs: Denver 23, at Cleveland 20, 1/11/87
Opponents: **at New England 34, Denver 31, 11/24/13**
Playoffs: Has never happened
TIE: Denver 17, at Green Bay 17, 9/20/87

OVERTIME WIN IN DENVER:

Broncos: at Denver 13, Chicago 10, 12/11/09
Playoffs: at Denver 29, Pittsburgh 23, 1/8/12
Opponents: Green Bay 19, at Denver 13, 10/29/07
Playoffs: Baltimore 38, at Denver 25, 1/12/13
TIE: at Denver 35, Pittsburgh 35, 9/22/74

40 POINTS:

Broncos: **at Denver 45, Washington 21, 10/27/13**
Playoffs: at Denver 42, Jacksonville 17, 12/27/97
Opponents: **Denver 51, at Dallas 48, 10/6/13**
Playoffs: **vs. Seattle 43, Denver 8, 2/2/14**

50 POINTS:

Broncos: **at Denver 51, Tennessee 28, 12/8/13**
Playoffs: Has never happened
Opponents: Oakland 59, at Denver 14, 10/24/10
Playoffs: *San Francisco 55, Denver 10, 1/28/90*

TWO-POINT CONVERSION:

Broncos: Peyton Manning pass to Willis McGahee, vs. Pittsburgh, 9/9/12
Playoffs: **Peyton Manning pass to Wes Welker, vs. Seattle, 2/2/14**
Opponents: **Tony Romo pass to Terrance Williams, at Dallas, 10/6/13**
Playoffs: Has never happened

THREE FIELD GOALS:

Broncos: **Matt Prater, 3, at Houston, 12/22/13**
Playoffs: Matt Prater, 3, vs. Pittsburgh, 1/8/12
Opponents: **Adam Vinatieri, 3, at Indianapolis, 10/20/13**
Playoffs: Mike Hollis, vs. Jacksonville, 1/4/97

FOUR FIELD GOALS:

Broncos: Matt Prater, 4, at Oakland, 12/6/12
Playoffs: **Matt Prater, 4, vs. New England, 1/19/14**
Opponents: Dave Rayner, 4, at Buffalo, 12/24/11
Playoffs: Has never happened

FIVE FIELD GOALS:

Broncos: Jason Elam, 5, vs. Miami, 10/13/02
Playoffs: Has never happened
Opponents: Nick Novak, 5, vs. San Diego, 10/9/11
Playoffs: Has never happened

SIX FIELD GOALS:

Broncos: Has never happened
Playoffs: Has never happened
Opponents: Jeff Wilkins, 6, at St. Louis, 9/10/06
Playoffs: Has never happened

PUNT RETURN FOR A TOUCHDOWN:

Broncos: **Trindon Holliday, 81 yds., at N.Y. Giants, 9/15/13**
Playoffs: Trindon Holliday, 90 yds., vs. Baltimore, 1/12/13
Opponents: Leodis McKelvin, 80 yds., at Buffalo, 12/24/11
Playoffs: Has never happened

KICKOFF RETURN FOR A TOUCHDOWN:

Broncos: **Trindon Holliday, 105 yds., vs. Philadelphia, 9/29/13**
Playoffs: Trindon Holliday, 104 yds., vs. Baltimore, 1/12/13
Opponents: **Knile Davis, 108 yds., at Kansas City, 12/1/13**
Playoffs: **Percy Harvin, 87 yds., vs. Seattle, 2/2/14**

INTERCEPTION RETURN FOR A TOUCHDOWN:

Broncos: **Dominique Rodgers-Cromartie, 75 yds., vs. Washington, 10/27/13**
Playoffs: Has never happened
Opponents: **DeAngelo Hall, 26 yds., vs. Washington, 10/27/13**
Playoffs: **Malcolm Smith, 69 yds., vs. Seattle, 2/2/14**

FUMBLE RETURN FOR A TOUCHDOWN:

Broncos: **Von Miller, 60 yds., at New England, 11/24/13**
Playoffs: Neil Smith, 79 yds., vs. Miami, 1/9/99
Opponents: Spencer Johnson, 17 yds., at Buffalo, 12/24/11
Playoffs: Has never happened

MISSED FIELD GOAL RETURN FOR A TOUCHDOWN:

Broncos: Has never happened
Playoffs: Has never happened
Opponents: Chris McAlister, 107 yds., at Baltimore, 9/30/02
Playoffs: Has never happened

BLOCKED PUNT:

Broncos: **Steven Johnson, vs. Philadelphia, 9/29/13**
Playoffs: Has never happened
Opponents: **Jamize Olawale, at Oakland, 12/29/13**
Playoffs: Blake Spence, vs. N.Y. Jets, 1/17/99

BLOCKED PUNT RETURN FOR A TOUCHDOWN:

Broncos: **Steven Johnson, vs. Philadelphia, 9/29/13**
Playoffs: Has never happened
Opponents: Alex Bannister, 9 yds., at Seattle, 10/14/01
Playoffs: Travis Davis, 29 yds., vs. Jacksonville, 12/27/97

BLOCKED FIELD GOAL:

Broncos: Domanique Foxworth, at New England, 9/24/06
Playoffs: Has never happened
Opponents: Julius Peppers, vs. Chicago, 12/11/11
Playoffs: Has never happened

BLOCKED FIELD GOAL RETURN FOR A TOUCHDOWN:

Broncos: Louis Wright, 60 yds., vs. San Diego, 11/17/85
Playoffs: Has never happened
Opponents: Cornelius Bennett, 80 yds., at Buffalo, 9/30/90
Playoffs: Has never happened

MISSED POINT-AFTER-TOUCHDOWN ATTEMPT:

Broncos: Matt Prater (Kick Failed), at San Francisco, 10/31/10
Playoffs: Jason Elam (Blocked by Clyde Simmons), vs. Jacksonville, 1/4/97
Opponents: Josh Brown (Kick Failed), vs. St. Louis, 11/28/10
Playoffs: Has never happened

SAFETY:

Broncos: Cam Newton sacked in the end zone by Mike Adams, at Carolina, 11/11/12
Playoffs: Tony Eason sacked in the end zone by Rulon Jones, vs. New England, 1/4/87
Opponents: **P. Manning fumble forced by Robert Mathis out of bounds in end zone, at Indianapolis, 10/20/13**
Playoffs: **K. Moreno tackled in end zone by C. Avril, vs. Seattle, 2/2/14**

2013 BRONCOS REGULAR SEASON SITUATIONAL RECORDS

SITUATION	Record
when leading after 1st quarter	7-2
<i>wins:</i> vs. Oak. (9/23), vs. Phi. (9/29), vs. Jac. (10/13), vs. Was. (10/27), at S.D. (11/10), vs. K.C. (11/17), at Oak. (12/29)	
<i>losses:</i> at N.E. (11/24), vs. S.D. (12/12)	
when leading after 2nd quarter	9-1
<i>wins:</i> at NYG (9/15), vs. Oak. (9/23), vs. Phi. (9/29), at Dal. (10/6), vs. Jac. (10/13), at S.D. (11/10), vs. K.C. (11/17), at Hou. (12/22), at Oak. (12/29) <i>losses:</i> at N.E. (11/24)	
when leading after 3rd quarter	12-1
<i>wins:</i> vs. Bal. (9/5), at NYG (9/15), vs. Oak. (9/23), vs. Phi. (9/29), at Dal. (10/6), vs. Jac. (10/13), at S.D. (11/10), vs. K.C. (11/17), at K.C. (12/1), vs. Ten. (12/8), at Hou. (12/22), at Oak. (12/29) <i>losses:</i> at N.E. (11/24)	
when trailing after 1st quarter	5-1
<i>wins:</i> vs. Bal. (9/5), at NYG (9/15), at Dal. (10/6), at K.C. (12/1), vs. Ten. (12/8) <i>losses:</i> at Ind. (10/20)	
when trailing after 2nd quarter	3-2
<i>wins:</i> vs. Bal. (9/5), at K.C. (12/1), vs. Ten. (12/8) <i>losses:</i> at Ind. (10/20), vs. S.D. (12/12)	
when trailing after 3rd quarter	1-2
<i>wins:</i> vs. Was. (10/27) <i>losses:</i> at Ind. (10/20), vs. S.D. (12/12)	
when Denver scores first	8-3
<i>wins:</i> vs. Oak. (9/23), vs. Phi. (9/29), vs. Jac. (10/13), vs. Was. (10/27), at S.D. (11/10), vs. K.C. (11/17), at Hou. (12/22), at Oak. (12/29)	
<i>losses:</i> at Ind. (10/20), at N.E. (11/24), vs. S.D. (12/12)	
when opponent scores first	5-0
<i>wins:</i> vs. Bal. (9/5), at NYG (9/15), at Dal. (10/6), at K.C. (12/1), vs. Ten. (12/8) <i>losses:</i>	
when tied at the half	1-0
<i>wins:</i> vs. Was. (10/27) <i>losses:</i>	
when Denver rushes for 100 yards	11-1
<i>wins:</i> at NYG (9/15), vs. Oak. (9/23), vs. Phi. (9/29), at Dal. (10/6), vs. Jac. (10/13), vs. Was. (10/27), vs. K.C. (11/17), at K.C. (12/1), vs. Ten. (12/8), at Hou. (12/22), at Oak. (12/29) <i>losses:</i> at N.E. (11/24)	
when opponent rushes for 100 yards	5-3
<i>wins:</i> vs. Phi. (9/29), vs. Was. (10/27), at S.D. (11/10), vs. K.C. (11/17), at K.C. (12/1) <i>losses:</i> at Ind. (10/20), at N.E. (11/24), vs. S.D. (12/12)	
when winning turnover margin	5-0
<i>wins:</i> at NYG (9/15), vs. Was. (10/27), vs. Ten. (12/8), at Hou. (12/22), at Oak. (12/29) <i>losses:</i>	
when losing turnover margin	4-3
<i>wins:</i> vs. Oak. (9/23), vs. Jac. (10/13), at S.D. (11/10), at K.C. (12/1) <i>losses:</i> at Ind. (10/20), at N.E. (11/24), vs. S.D. (12/12)	
when Denver passes for 300 yards	12-1
<i>wins:</i> vs. Bal. (9/5), at NYG (9/15), vs. Oak. (9/23), vs. Phi. (9/29), at Dal. (10/6), vs. Was. (10/27), at S.D. (11/10), vs. K.C. (11/17), at K.C. (12/1), vs. Ten. (12/8), at Hou. (12/22), at Oak. (12/29) <i>losses:</i> at Ind. (10/20)	
when opponent passes for 300 yards	5-1
<i>wins:</i> vs. Bal. (9/5), at NYG (9/15), vs. Oak. (9/23), at Dal. (10/6), vs. Jac. (10/13) <i>losses:</i> at N.E. (11/24)	
when playing indoors	1-0
<i>wins:</i> at Dal. (10/6) <i>losses:</i>	
when playing outdoors	12-3
<i>wins:</i> vs. Bal. (9/5), at NYG (9/15), vs. Oak. (9/23), vs. Phi. (9/29), vs. Jac. (10/13), vs. Was. (10/27), at S.D. (11/10), vs. K.C. (11/17), at K.C. (12/1), vs. Ten. (12/8), at Hou. (12/22), at Oak. (12/29) <i>losses:</i> at Ind. (10/20), at N.E. (11/24), vs. S.D. (12/12)	
when playing on an artificial surface	2-2
<i>wins:</i> at NYG (9/15), at Dal. (10/6) <i>losses:</i> at Ind. (10/20), at N.E. (11/24)	
when playing on natural grass	11-1
<i>wins:</i> vs. Bal. (9/5), vs. Oak. (9/23), vs. Phi. (9/29), vs. Jac. (10/13), vs. Was. (10/27), at S.D. (11/10), vs. K.C. (11/17), at K.C. (12/1), vs. Ten. (12/8), at Hou. (12/22), at Oak. (12/29) <i>losses:</i> vs. S.D. (12/12)	
when winning the coin toss	8-1
<i>wins:</i> vs. Bal. (9/5), vs. Phi. (9/29), vs. Jac. (10/13), at S.D. (11/10), at K.C. (12/1), vs. Ten. (12/8), at Hou. (12/22), at Oak. (12/29)	
<i>losses:</i> at Ind. (10/20)	
when losing the coin toss	5-2
<i>wins:</i> at NYG (9/15), vs. Oak. (9/23), at Dal. (10/6), vs. Was. (10/27), vs. K.C. (11/17) <i>losses:</i> at N.E. (11/24), vs. S.D. (12/12)	
when scoring 20 or more points	13-3
<i>wins:</i> vs. Bal. (9/5), at NYG (9/15), vs. Oak. (9/23), vs. Phi. (9/29), at Dal. (10/6), vs. Jac. (10/13), vs. Was. (10/27), at S.D. (11/10), vs. K.C. (11/17), at K.C. (12/1), vs. Ten. (12/8), at Hou. (12/22), at Oak. (12/29) <i>losses:</i> at Ind. (10/20), at N.E. (11/24), vs. S.D. (12/12)	
when yielding 20 or more points	9-3
<i>wins:</i> vs. Bal. (9/5), at NYG (9/15), vs. Oak. (9/23), vs. Phi. (9/29), at Dal. (10/6), vs. Was. (10/27), at S.D. (11/10), at K.C. (12/1), vs. Ten. (12/8) <i>losses:</i> at Ind. (10/20), at N.E. (11/24), vs. S.D. (12/12)	
in overtime games	0-1
<i>wins:</i> <i>losses:</i> at N.E. (11/24)	

2013 BRONCOS POSTSEASON SITUATIONAL RECORDS

SITUATION	Record
when leading after 1st quarter <i>wins:</i> vs. S.D. (1/12), vs. N.E. (1/19) <i>losses:</i>	2-0
when leading after 2nd quarter <i>wins:</i> vs. S.D. (1/12), vs. N.E. (1/19) <i>losses:</i>	2-0
when leading after 3rd quarter <i>wins:</i> vs. S.D. (1/12), vs. N.E. (1/19) <i>losses:</i>	2-0
when trailing after 1st quarter <i>wins:</i> <i>losses:</i> vs. Sea. (2/2)	0-1
when trailing after 2nd quarter <i>wins:</i> <i>losses:</i> vs. Sea. (2/2)	0-1
when trailing after 3rd quarter <i>wins:</i> <i>losses:</i> vs. Sea. (2/2)	0-1
when Denver scores first <i>wins:</i> vs. S.D. (1/12), vs. N.E. (1/19) <i>losses:</i>	2-0
when opponent scores first <i>wins:</i> <i>losses:</i> vs. Sea. (2/2)	0-1
when tied at the half <i>wins:</i> <i>losses:</i>	0-0
when Denver rushes for 100 yards <i>wins:</i> vs. S.D. (1/12), vs. N.E. (1/19) <i>losses:</i>	2-0
when opponent rushes for 100 yards <i>wins:</i> <i>losses:</i> vs. Sea. (2/2)	0-1
when winning turnover margin <i>wins:</i> <i>losses:</i>	0-0
when losing turnover margin <i>wins:</i> vs. S.D. (1/12) <i>losses:</i> vs. Sea. (2/2)	1-1
when Denver passes for 300 yards <i>wins:</i> vs. N.E. (1/19) <i>losses:</i>	1-0
when opponent passes for 300 yards <i>wins:</i> <i>losses:</i>	0-0
when playing indoors <i>wins:</i> <i>losses:</i>	0-0
when playing outdoors <i>wins:</i> vs. S.D. (1/12), vs. N.E. (1/19) <i>losses:</i> vs. Sea. (2/2)	2-1
when playing on an artificial surface <i>wins:</i> <i>losses:</i> vs. Sea. (2/2)	0-1
when playing on natural grass <i>wins:</i> vs. S.D. (1/12), vs. N.E. (1/19) <i>losses:</i>	2-0
when winning the coin toss <i>wins:</i> vs. S.D. (1/12), vs. N.E. (1/19) <i>losses:</i>	2-0
when losing the coin toss <i>wins:</i> <i>losses:</i> vs. Sea. (2/2)	0-1
when scoring 20 or more points <i>wins:</i> vs. S.D. (1/12), vs. N.E. (1/19) <i>losses:</i>	2-0
when yielding 20 or more points <i>wins:</i> <i>losses:</i> vs. Sea. (2/2)	0-1
in overtime games <i>wins:</i> <i>losses:</i>	0-0

2013 REGULAR SEASON BRONCOS INDIVIDUAL SINGLE-GAME HIGHS

YARDS RUSHING	224, Knowshon Moreno, at N.E. (11/24/13)
RUSHING ATTEMPTS	37, Knowshon Moreno, at N.E. (11/24/13)
RUSHING TOUCHDOWNS	3, Knowshon Moreno, vs. Jac. (10/13/13)
YARDS PASSING	462, Peyton Manning, vs. Bal. (9/5/13)
PASS ATTEMPTS	59, Peyton Manning, vs. Ten. (12/8/13)
PASS COMPLETIONS	39, Peyton Manning, vs. Ten. (12/8/13)
TOUCHDOWN PASSES	7, Peyton Manning, vs. Bal. (9/5/13)
PASSES HAD INTERCEPTED	3, Peyton Manning, vs. Was. (10/27/13)
RECEPTIONS	10, twice (last by Eric Decker, at Hou., 12/22/13)
RECEIVING YARDS	174, Eric Decker, at K.C. (12/1/13)
RECEIVING TOUCHDOWNS	4, Eric Decker, at K.C. (12/1/13)
TOTAL YARDS FROM SCRIMMAGE	174, Eric Decker, at K.C. (12/1/13)
ALL-PURPOSE YARDS	174, Eric Decker, at K.C. (12/1/13)
FIELD GOALS	3, four times (last by Matt Prater, at Hou., 12/22/13)
TACKLES	15, Wesley Woodyard, at N.E. (11/24/13)
INTERCEPTIONS	1, 17 times (last by Dominique Rodgers-Cromartie, at Hou., 12/22/13)
SACKS	2.5, Shaun Phillips, vs. Bal. (9/5/13)
LONGEST RUN FROM SCRIMMAGE	45, Montee Ball, at K.C. (12/1/13)
LONGEST PASS COMPLETION	78, Peyton Manning, vs. Bal. (9/5/13)
LONGEST PASS RECEPTION	78, Demaryius Thomas, vs. Bal. (9/5/13)
LONGEST INTERCEPTION RETURN	75, Dominique Rodgers-Cromartie, vs. Was. (10/27/13)
LONGEST PUNT RETURN	81, Trindon Holliday, at NYG (9/15/13)
LONGEST KICKOFF RETURN	105, Trindon Holliday, vs. Phi. (9/29/13)
LONGEST PUNT	60, Britton Colquitt, vs. Phi. (9/29/13)
LONGEST FIELD GOAL	64, Matt Prater, vs. Ten. (12/8/13)

2013 REGULAR SEASON OPPONENTS INDIVIDUAL SINGLE-GAME HIGHS

YARDS RUSHING	127, Ryan Mathews, vs. S.D. (12/12/13)
RUSHING ATTEMPTS	29, Ryan Mathews, vs. S.D. (12/12/13)
RUSHING TOUCHDOWNS	2, Shonn Greene, vs. Ten. (12/8/13)
YARDS PASSING	506, Tony Romo, at Dal. (10/6/13)
PASS ATTEMPTS	62, Joe Flacco, vs. Bal. (9/5/13)
PASS COMPLETIONS	34, twice (last by Tom Brady, at N.E., 11/24/13)
TOUCHDOWN PASSES	5, Tony Romo, at Dal. (10/6/13)
PASSES HAD INTERCEPTED	4, Eli Manning, at NYG (9/15/13)
RECEPTIONS	14, Justin Blackmon, vs. Jac. (10/13/13)
RECEIVING YARDS	190, Justin Blackmon, vs. Jac. (10/13/13)
RECEIVING TOUCHDOWNS	2, three times (last by Keenan Allen, vs. S.D., 12/12/13)
TOTAL YARDS FROM SCRIMMAGE	190, Justin Blackmon, vs. Jac. (10/13/13)
ALL-PURPOSE YARDS	209, Leon Washington, vs. Ten. (12/8/13)
FIELD GOALS	3, twice (last by Adam Vinatieri, at Ind., 10/20/13)
TACKLES	16, Sean Lee, at Dal. (10/6/13)
INTERCEPTIONS	2, DeAngelo Hall, vs. Was. (10/27/13)
SACKS	2, Robert Mathis, at Ind. (10/20/13)
LONGEST RUN FROM SCRIMMAGE	35, twice (last by Jamaal Charles, vs. K.C., 11/17/13)
LONGEST PASS COMPLETION	82, Tony Romo, at Dal. (10/6/13)
LONGEST PASS RECEPTION	82, Terrance Williams, at Dal. (10/6/13)
LONGEST INTERCEPTION RETURN	59, Paul Posluszny, vs. Jac. (10/13/13)
LONGEST PUNT RETURN	51, Keshawn Martin, at Hou. (12/22/13)
LONGEST KICKOFF RETURN	108, Knile Davis, at K.C. (12/1/13)
LONGEST PUNT	66, Marquette King, vs. Oak. (9/23/13)
LONGEST FIELD GOAL	52, Adam Vinatieri, at Ind. (10/20/13)

2013 REGULAR SEASON BRONCOS TEAM SINGLE-GAME HIGHS AND LOWS

BRONCOS	HIGHS	LOWS
TOTAL FIRST DOWNS	39, vs. Ten. (12/8/13)	19, vs. S.D. (12/12/13)
TOTAL NET YARDS	551, vs. Ten. (12/8/13)	295, vs. S.D. (12/12/13)
TOTAL OFFENSIVE PLAYS	91, vs. Ten. (12/8/13)	53, vs. S.D. (12/12/13)
NET YARDS RUSHING	280, at N.E. (11/24/13)	18, vs. S.D. (12/12/13)
RUSHING ATTEMPTS	48, at N.E. (11/24/13)	11, vs. S.D. (12/12/13)
NET YARDS PASSING	445, vs. Bal. (9/5/13)	132, at N.E. (11/24/13)
PASS ATTEMPTS	59, vs. Ten. (12/8/13)	35, at K.C. (12/1/13)
PASS COMPLETIONS	39, vs. Ten. (12/8/13)	19, at N.E. (11/24/13)
PASSES HAD INTERCEPTED	3, vs. Was. (10/27/13)	0, nine times (last at Oak., 12/29/13)
TIMES SACKED	4, at Ind. (10/20/13)	0, six times (last vs. Ten., 12/8/13)
PUNTS	8, at N.E. (11/24/13)	0, at Dal. (10/6/13)
GROSS PUNTING AVERAGE	49.0, vs. Was. (10/27/13)	30.0, at Oak. (12/29/13)
NET PUNTING AVERAGE	44.0, at K.C. (12/1/13)	24.8, at Oak. (12/29/13)
PUNT RETURNS	6, vs. Bal. (9/5/13)	0, vs. S.D. (12/12/13)
PUNT RETURN YARDS	121, at NYG (9/15/13)	0, twice (last at Oak., 12/29/13)
KICKOFF RETURNS	5, vs. Ten. (12/8/13)	0, twice (last vs. Jac., 10/13/13)
KICKOFF RETURN YARDS	126, vs. Ten. (12/8/13)	0, at Oak. (12/29/13)
INTERCEPTION RETURNS	4, twice (last vs. Was., 10/27/13)	0, eight times (last at Oak., 12/29/13)
INTERCEPTION RETURN YARDS	97, vs. Was. (10/27/13)	0, three times (last at K.C., 12/1/13)
PENALTIES	13, twice (last vs. K.C., 11/17/13)	2, vs. Phi. (9/29/13)
YARDS PENALIZED	132, at NYG (9/15/13)	25, vs. Phi. (9/29/13)
FUMBLES	5, at N.E. (11/24/13)	0, five times (last at Oak., 12/29/13)
FUMBLES LOST	3, at N.E. (11/24/13)	0, six times (last at Oak., 12/29/13)
SACKS MADE	4, three times (last at S.D., 11/10/13)	0, at K.C. (12/1/13)
FUMBLES FORCED	4, at N.E. (11/24/13)	0, seven times (last at Oak., 12/29/13)
FUMBLES RECOVERED	3, at N.E. (11/24/13)	0, nine times (last at Hou., 12/22/13)
TIME OF POSSESSION	39:20, vs. Ten. (12/8/13)	21:11, vs. S.D. (12/12/13)

2013 REGULAR SEASON OPPONENTS TEAM SINGLE-GAME HIGHS AND LOWS

OPPONENTS	HIGHS	LOWS
TOTAL FIRST DOWNS	28, at NYG (9/15/13)	13, vs. Oak. (9/23/13)
TOTAL NET YARDS	522, at Dal. (10/6/13)	240, at Hou. (12/22/13)
TOTAL OFFENSIVE PLAYS	87, vs. Bal. (9/5/13)	48, vs. Ten. (12/8/13)
NET YARDS RUSHING	177, vs. S.D. (12/12/13)	23, at NYG (9/15/13)
RUSHING ATTEMPTS	44, vs. S.D. (12/12/13)	14, at Dal. (10/6/13)
NET YARDS PASSING	470, at Dal. (10/6/13)	153, at Hou. (12/22/13)
PASS ATTEMPTS	62, vs. Bal. (9/5/13)	20, vs. S.D. (12/12/13)
PASS COMPLETIONS	34, twice (last at N.E., 11/24/13)	12, vs. S.D. (12/12/13)
PASSES HAD INTERCEPTED	4, twice (last vs. Was., 10/27/13)	0, eight times (last at Oak., 12/29/13)
TIMES SACKED	4, three times (last at S.D., 11/10/13)	0, at K.C. (12/1/13)
PUNTS	10, vs. Bal. (9/5/13)	1, at Dal. (10/6/13)
GROSS PUNTING AVERAGE	52.5, vs. Oak. (9/23/13)	38.2, vs. Phi. (9/29/13)
NET PUNTING AVERAGE	47.1, at Ind. (10/20/13)	22.0, at NYG (9/15/13)
PUNT RETURNS	5, twice (last at Hou., 12/22/13)	0, four times (last vs. Ten., 12/8/13)
PUNT RETURN YARDS	70, at Hou. (12/22/13)	0, at K.C. (12/1/13)
KICKOFF RETURNS	5, three times (last vs. Ten., 12/8/13)	0, five times (last vs. S.D., 12/12/13)
KICKOFF RETURN YARDS	209, vs. Ten. (12/8/13)	22, at Hou. (12/22/13)
INTERCEPTION RETURNS	3, vs. Was. (10/27/13)	0, nine times (last at Oak., 12/29/13)
INTERCEPTION RETURN YARDS	59, vs. Jac. (10/13/13)	0, twice (last at N.E., 11/24/13)
PENALTIES	9, three times (last at K.C., 12/1/13)	1, vs. Was. (10/27/13)
YARDS PENALIZED	102, at K.C. (12/1/13)	5, vs. Was. (10/27/13)
FUMBLES	6, at N.E. (11/24/13)	0, twice (last vs. Phi., 9/29/13)
FUMBLES LOST	3, at N.E. (11/24/13)	0, nine times (last at Hou., 12/22/13)
SACKS MADE	4, at Ind. (10/20/13)	0, six times (last vs. Ten., 12/8/13)
FUMBLES FORCED	2, four times (last at Ind., 10/20/13)	0, seven times (last at Oak., 12/29/13)
FUMBLES RECOVERED	2, twice (last vs. Jac., 10/13/13)	0, six times (last at Oak., 12/29/13)
TIME OF POSSESSION	38:49, vs. S.D. (12/12/13)	20:40, vs. Ten. (12/8/13)

2013 POSTSEASON SEASON BRONCOS INDIVIDUAL SINGLE-GAME HIGHS

YARDS RUSHING	82, Knowshon Moreno, vs. S.D. (1/12/14)
RUSHING ATTEMPTS	23, Knowshon Moreno, vs. S.D. (1/12/14)
RUSHING TOUCHDOWNS	1, Knowshon Moreno, vs. S.D. (1/12/14)
YARDS PASSING	400, Peyton Manning, vs. N.E. (1/19/14)
PASS ATTEMPTS	49, Peyton Manning, vs. Sea. (2/2/14)
PASS COMPLETIONS	34, Peyton Manning, vs. Sea. (2/2/14)
TOUCHDOWN PASSES	2, twice (last by Peyton Manning, vs. N.E., 1/19/14)
PASSES HAD INTERCEPTED	2, Peyton Manning, vs. Sea. (2/2/14)
RECEPTIONS	13, Demaryius Thomas, vs. Sea. (2/2/14)
RECEIVING YARDS	134, Demaryius Thomas, vs. N.E. (1/19/14)
RECEIVING TOUCHDOWNS	1, five times (last by Demaryius Thomas, vs. Sea., 2/2/14)
TOTAL YARDS FROM SCRIMMAGE	134, Demaryius Thomas, vs. N.E. (1/19/14)
ALL-PURPOSE YARDS	134, Demaryius Thomas, vs. N.E. (1/19/14)
FIELD GOALS	4, Matt Prater, vs. N.E. (1/19/14)
TACKLES	12, Danny Trevathan, vs. Sea. (2/2/14)
INTERCEPTIONS	None
SACKS	2, Shaun Phillips, vs. S.D. (1/12/14)
LONGEST RUN FROM SCRIMMAGE	28, Knowshon Moreno, vs. N.E. (1/19/14)
LONGEST PASS COMPLETION	37, Peyton Manning, vs. N.E. (1/19/14)
LONGEST PASS RECEPTION	37, Julius Thomas, vs. N.E. (1/19/14)
LONGEST INTERCEPTION RETURN	None
LONGEST PUNT RETURN	47, Eric Decker, vs. S.D. (1/12/14)
LONGEST KICKOFF RETURN	37, Trindon Holliday, vs. S.D. (1/12/14)
LONGEST PUNT	48, Britton Colquitt, vs. N.E. (1/19/14)
LONGEST FIELD GOAL	54, Matt Prater, vs. N.E. (1/19/14)

2013 POSTSEASON SEASON OPPONENTS INDIVIDUAL SINGLE-GAME HIGHS

YARDS RUSHING	45, Percy Harvin, vs. Sea. (2/2/14)
RUSHING ATTEMPTS	15, Marshawn Lynch, vs. Sea. (2/2/14)
RUSHING TOUCHDOWNS	1, twice (last by Marshawn Lynch, vs. Sea., 2/2/14)
YARDS PASSING	277, Tom Brady, vs. N.E. (1/19/14)
PASS ATTEMPTS	38, Tom Brady, vs. N.E. (1/19/14)
PASS COMPLETIONS	24, Tom Brady, vs. N.E. (1/19/14)
TOUCHDOWN PASSES	2, twice (last by Russell Wilson, vs. Sea., 2/2/14)
PASSES HAD INTERCEPTED	None
RECEPTIONS	10, Julian Edelman, vs. N.E. (1/19/14)
RECEIVING YARDS	142, Keenan Allen, vs. S.D. (1/12/14)
RECEIVING TOUCHDOWNS	2, Keenan Allen, vs. S.D. (1/12/14)
TOTAL YARDS FROM SCRIMMAGE	142, Keenan Allen, vs. S.D. (1/12/14)
ALL-PURPOSE YARDS	142, Keenan Allen, vs. S.D. (1/12/14)
FIELD GOALS	2, Steven Hauschka, vs. Sea. (2/2/14)
TACKLES	10, Bobby Wagner, vs. Sea. (2/2/14)
INTERCEPTIONS	1, three times (last by Malcolm Smith, vs. Sea., 2/2/14)
SACKS	1, Chris Clemons, vs. Sea. (2/2/14)
LONGEST RUN FROM SCRIMMAGE	30, Percy Harvin, vs. Sea. (2/2/14)
LONGEST PASS COMPLETION	49, Philip Rivers, vs. S.D. (1/12/14)
LONGEST PASS RECEPTION	49, Keenan Allen, vs. S.D. (1/12/14)
LONGEST INTERCEPTION RETURN	69, Malcolm Smith, vs. Sea. (2/2/14)
LONGEST PUNT RETURN	None
LONGEST KICKOFF RETURN	87, Percy Harvin, vs. Sea. (2/2/14)
LONGEST PUNT	62, Mike Scifres, vs. S.D. (1/12/14)
LONGEST FIELD GOAL	47, Stephen Gostkowski, vs. N.E. (1/19/14)

2013 POSTSEASON BRONCOS TEAM SINGLE-GAME HIGHS AND LOWS

BRONCOS	HIGHS	LOWS
TOTAL FIRST DOWNS	27, vs. N.E. (1/19/14)	18, vs. Sea. (2/2/14)
TOTAL NET YARDS	507, vs. N.E. (1/19/14)	306, vs. Sea. (2/2/14)
TOTAL OFFENSIVE PLAYS	71, vs. N.E. (1/19/14)	64, vs. Sea. (2/2/14)
NET YARDS RUSHING	133, vs. S.D. (1/12/14)	27, vs. Sea. (2/2/14)
RUSHING ATTEMPTS	34, vs. S.D. (1/12/14)	14, vs. Sea. (2/2/14)
NET YARDS PASSING	400, vs. N.E. (1/19/14)	230, vs. S.D. (1/12/14)
PASS ATTEMPTS	49, vs. Sea. (2/2/14)	36, vs. S.D. (1/12/14)
PASS COMPLETIONS	34, vs. Sea. (2/2/14)	25, vs. S.D. (1/12/14)
PASSES HAD INTERCEPTED	2, vs. Sea. (2/2/14)	0, vs. N.E. (1/19/14)
TIMES SACKED	1, vs. Sea. (2/2/14)	0, twice (last vs. N.E., 1/19/14)
PUNTS	2, vs. Sea. (2/2/14)	0, vs. S.D. (1/12/14)
GROSS PUNTING AVERAGE	48.0, vs. N.E. (1/19/14)	30.0, vs. Sea. (2/2/14)
NET PUNTING AVERAGE	28.0, vs. N.E. (1/19/14)	30.0, vs. Sea. (2/2/14)
PUNT RETURNS	3, vs. S.D. (1/12/14)	0, vs. N.E. (1/19/14)
PUNT RETURN YARDS	66, vs. S.D. (1/12/14)	9, vs. Sea. (2/2/14)
KICKOFF RETURNS	5, vs. Sea. (2/2/14)	1, vs. N.E. (1/19/14)
KICKOFF RETURN YARDS	105, vs. Sea. (2/2/14)	4, vs. N.E. (1/19/14)
INTERCEPTION RETURNS	N/A	N/A
INTERCEPTION RETURN YARDS	N/A	N/A
PENALTIES	6, vs. S.D. (1/12/14)	4, vs. N.E. (1/19/14)
YARDS PENALIZED	50, vs. S.D. (1/12/14)	34, vs. N.E. (1/19/14)
FUMBLES	4, vs. Sea. (2/2/14)	0, vs. N.E. (1/19/14)
FUMBLES LOST	2, vs. Sea. (2/2/14)	0, vs. N.E. (1/19/14)
SACKS MADE	4, vs. S.D. (1/12/14)	0, vs. Sea. (2/2/14)
FUMBLES FORCED	N/A	N/A
FUMBLES RECOVERED	N/A	N/A
TIME OF POSSESSION	35:44, vs. N.E. (1/19/14)	28:07, vs. Sea. (2/2/14)

2013 POSTSEASON OPPONENTS TEAM SINGLE-GAME HIGHS AND LOWS

OPPONENTS	HIGHS	LOWS
TOTAL FIRST DOWNS	19, vs. N.E. (1/19/14)	13, vs. S.D. (1/12/14)
TOTAL NET YARDS	341, vs. Sea. (2/2/14)	259, vs. S.D. (1/12/14)
TOTAL OFFENSIVE PLAYS	56, vs. N.E. (1/19/14)	49, vs. S.D. (1/12/14)
NET YARDS RUSHING	135, vs. Sea. (2/2/14)	64, vs. N.E. (1/19/14)
RUSHING ATTEMPTS	29, vs. Sea. (2/2/14)	16, vs. N.E. (1/19/14)
NET YARDS PASSING	256, vs. N.E. (1/19/14)	194, vs. S.D. (1/12/14)
PASS ATTEMPTS	38, vs. N.E. (1/19/14)	26, vs. Sea. (2/2/14)
PASS COMPLETIONS	24, vs. N.E. (1/19/14)	18, twice (last vs. Sea., 2/2/14)
PASSES HAD INTERCEPTED	N/A	N/A
TIMES SACKED	4, vs. S.D. (1/12/14)	0, vs. Sea. (2/2/14)
PUNTS	4, vs. S.D. (1/12/14)	1, vs. Sea. (2/2/14)
GROSS PUNTING AVERAGE	51.8, vs. S.D. (1/12/14)	45.0, vs. Sea. (2/2/14)
NET PUNTING AVERAGE	49.0, vs. N.E. (1/19/14)	30.3, vs. S.D. (1/12/14)
PUNT RETURNS	N/A	N/A
PUNT RETURN YARDS	N/A	N/A
KICKOFF RETURNS	2, vs. Sea. (2/2/14)	0, twice (last vs. N.E., 1/19/14)
KICKOFF RETURN YARDS	107, vs. Sea. (2/2/14)	N/A
INTERCEPTION RETURNS	2, vs. Sea. (2/2/14)	0, vs. N.E. (1/19/14)
INTERCEPTION RETURN YARDS	71, vs. Sea. (2/2/14)	0, vs. S.D. (1/12/14)
PENALTIES	10, vs. Sea. (2/2/14)	2, vs. N.E. (1/19/14)
YARDS PENALIZED	104, vs. Sea. (2/2/14)	15, vs. N.E. (1/19/14)
FUMBLES	N/A	N/A
FUMBLES LOST	N/A	N/A
SACKS MADE	1, vs. Sea. (2/2/14)	0, twice (last vs. N.E., 1/19/14)
FUMBLES FORCED	3, vs. Sea. (2/2/14)	0, vs. N.E. (1/19/14)
FUMBLES RECOVERED	2, vs. Sea. (2/2/14)	0, vs. N.E. (1/19/14)
TIME OF POSSESSION	31:53, vs. Sea. (2/2/14)	24:16, vs. N.E. (1/19/14)

Denver Broncos / Week 17 / Through Sunday, December 29, 2013 / Regular Season

Won 13, Lost 3

9/5/2013	W	49- 27	Baltimore Ravens
9/15/2013	W	41- 23	at New York Giants
9/23/2013	W	37- 21	Oakland Raiders
9/29/2013	W	52- 20	Philadelphia Eagles
10/6/2013	W	51- 48	at Dallas Cowboys
10/13/2013	W	35- 19	Jacksonville Jaguars
10/20/2013	L	33- 39	at Indianapolis Colts
10/27/2013	W	45- 21	Washington Redskins
11/10/2013	W	28- 20	at San Diego Chargers
11/17/2013	W	27- 17	Kansas City Chiefs
11/24/2013	L	31- 34	at New England Patriots
12/1/2013	W	35- 28	at Kansas City Chiefs
12/8/2013	W	51- 28	Tennessee Titans
12/12/2013	L	20- 27	San Diego Chargers
12/22/2013	W	37- 13	at Houston Texans
12/29/2013	W	34- 14	at Oakland Raiders

	Denver	Opponent
Total First Downs	435	339
Rushing	107	90
Passing	293	208
Penalty	35	41
3rd Down: Made/Att	95/205	83/218
3rd Down Pct.	46.3%	38.1%
4th Down: Made/Att	8/9	4/15
4th Down Pct.	88.9%	26.7%
Possession Avg.	30:06	29:54
Total Net Yards	7317	5696
Avg. Per Game	457.3	356.0
Total Plays	1156	1074
Avg. Per Play	6.3	5.3
Net Yards Rushing	1873	1626
Avg. Per Game	117.1	101.6
Total Rushes	461	420
Net Yards Passing	5444	4070
Avg. Per Game	340.3	254.4
Sacked/Yards Lost	20/128	41/290
Gross Yards	5572	4360
Attempts/Completions	675/461	613/357
Completion Pct.	68.3%	58.2%
Had Intercepted	10	17
Punts/Average	66/43.8	89/46.1
Net Punting Avg.	38.2	39.5
Penalties/Yards	117/1000	97/807
Fumbles/Ball Lost	27/16	25/9
Touchdowns	76	47
Rushing	16	15
Passing	55	29
Returns	5	3

Score By Periods	Q1	Q2	Q3	Q4	OT	Pts
Team	130	158	135	183	0	606
Opponents	64	128	104	100	3	399

Scoring	TD	Ru	Pa	Rt	PAT	FG	2Pt	Pts
M.Prater	0	0	0	0	75/75	25/26	0	150
D.Thomas	14	0	14	0	0/0	0/0	0	84
K.Moreno	13	10	3	0	0/0	0/0	0	78
J.Thomas	12	0	12	0	0/0	0/0	0	72
E.Decker	11	0	11	0	0/0	0/0	0	66
W.Welker	10	0	10	0	0/0	0/0	0	60
M.Ball	4	4	0	0	0/0	0/0	0	24
A.Caldwell	3	0	3	0	0/0	0/0	0	18
T.Holliday	2	0	0	2	0/0	0/0	0	12
J.Tamme	1	0	1	0	0/0	0/0	0	6
J.Dreessen	1	0	1	0	0/0	0/0	0	6
D.Rodgers-Cromartie	1	0	0	1	0/0	0/0	0	6
S.Johnson	1	0	0	1	0/0	0/0	0	6
R.Hillman	1	1	0	0	0/0	0/0	0	6
P.Manning	1	1	0	0	0/0	0/0	0	6
V.Miller	1	0	0	1	0/0	0/0	0	6
Team	76	16	55	5	75/75	25/26	0	606
Opponents	47	15	29	3	44/44	23/26	1	399

2-Pt. Conversions: Team 0/ 1, Opponents: 1/ 3

Sacks: S.Phillips 10.0, M.Jackson 6.0, R.Ayers 5.5, V.Miller 5.0, D.Wolfe 4.0, T.Knighton 3.0, D.Trevathan 2.0, S.Williams 2.0, W.Woodyard 1.5, K.Vickerson 1.0, N.Irving 1.0 **Team: 41.0, Opponents: 19.0**

Rushing	No.	Yds	Avg	Long	TD
K.Moreno	241	1038	4.3	31	10
M.Ball	120	559	4.7	45	4
R.Hillman	55	218	4.0	19	1
C.Anderson	7	38	5.4	11	0
D.Bruton	1	35	35.0	35	0
T.Holliday	1	7	7.0	7	0
A.Caldwell	1	7	7.0	7	0
B.Osweiler	3	2	0.7	4	0
P.Manning	32	-31	-1.0	1t	1
Team	461	1873	4.1	45	16
Opponents	420	1626	3.9	35	15

Receiving	No.	Yds	Avg	Long	TD
D.Thomas	92	1430	15.5	78t	14
E.Decker	87	1288	14.8	61	11
W.Welker	73	778	10.7	33	10
J.Thomas	65	788	12.1	74t	12
K.Moreno	60	548	9.1	35t	3
J.Tamme	20	184	9.2	15	1
M.Ball	20	145	7.3	31	0
A.Caldwell	16	200	12.5	36	3
R.Hillman	12	119	9.9	19	0
V.Green	9	45	5.0	10	0
J.Dreessen	7	47	6.7	14	1
C.Anderson	0	0	0	0	0
Team	461	5572	12.1	78t	55
Opponents	357	4360	12.2	82t	29

Interceptions	No.	Yds	Avg	Long	TD
D.Rodgers-Cromartie	3	75	25.0	75t	1
D.Trevathan	3	29	9.7	29	0
C.Harris	3	1	0.3	1	0
R.Moore	2	18	9.0	18	0
K.Webster	1	10	10.0	10	0
M.Adams	1	3	3.0	3	0
S.Phillips	1	3	3.0	3	0
T.Knighton	1	2	2.0	2	0
W.Woodyard	1	0	0.0	0	0
T.Carter	1	0	0.0	0	0
Team	17	141	8.3	75t	1
Opponents	10	131	13.1	59t	2

Punting	No	Yds	Avg	Net	TB	In	Lg	B
B.Colquitt	65	2893	44.5	38.8	3	23	60	1
Team	65	2893	43.8	38.8	3	23	60	1
Opponents	87	4100	46.1	40.4	8	32	66	2
□								
Punt Returns	Ret	FC	Yds	Avg	Long	TD		
T.Holliday	32	11	271	8.5	81t	1		
W.Welker	10	2	70	7.0	27	0		
E.Decker	1	2	2	2.0	2	0		
T.Carter	1	0	0	0.0	0	0		
Team	44	15	343	7.8	81t	1		
Opponents	28	25	274	9.8	51	0		

Kickoff Returns	No.	Yds	Avg	Long	TD
T.Holliday	28	775	27.7	105t	1
A.Caldwell	6	141	23.5	34	0
O.Bolden	2	44	22.0	25	0
M.Unrein	1	8	8.0	8	0
M.Jackson	1	6	6.0	6	0
J.Tamme	1	0	0.0	0	0
Team	39	974	25.0	105t	1
Opponents	32	936	29.3	108t	1

Field Goals	1-19	20-29	30-39	40-49	50+
M.Prater	2/ 2	4/ 4	5/ 5	8/ 8	6/ 7
Team	2/ 2	4/ 4	5/ 5	8/ 8	6/ 7
Opponents	0/ 0	6/ 6	9/ 10	6/ 8	2/ 2

Fumbles Lost: P.Manning 6, M.Ball 3, T.Holliday 2, E.Decker 1, D.Trevathan 1, R.Hillman 1, W.Welker 1, T.Carter 1 **Total: 16**
Opponent Fumble Recoveries: D.Ihenacho 2, D.Trevathan 1, D.Wolfe 1, S.Williams 1, Q.Jammer 1, M.Adams 1, T.Knighton 1, V.Miller 1 **Total: 9**

Passing	Att	Cmp	Yds	Cmp%	Yds/Att	TD	TD%	Int	Int%	Long	Sack	Lost	Rating
P.Manning	659	450	5477	68.3%	8.3	55	8.3%	10	1.5%	78t	18/	120	115.1
B.Osweiler	16	11	95	68.8%	5.9	0	0.0%	0	0.0%	19	2/	8	84.1
Team	675	461	5572	68.3%	8.3	55	8.1%	10	1.5%	78t	20/	128	114.4
Opponents	613	357	4360	58.2%	7.1	29	4.7%	17	2.8%	82t	41/	290	84.5

DENVER BRONCOS FINAL 2013 REGULAR SEASON DEFENSIVE STATISTICS (13-3) (based on press box totals)

	PLAYER	TT	UT	AT	Sk.	Yds.	Int.	Yds.	TFL	QBH	PD	FF	FR
1	Trevathan	124	84	40	2	18	3	29	7	4	10	2	1
2	Woodyard	83	47	36	1.5	11	1	0	3	8	4	1	0
3	Ihenacho	72	55	17	0	0	0	0	2	0	7	3	2
4	Harris	65	58	7	0	0	3	1	5	2	13	0	0
5	Adams	61	45	16	0	0	1	3	1	1	7	0	1
6	Moore	44	38	6	0	0	2	18	0	0	6	0	0
7	Jackson	42	30	12	6	43	0	0	11	15	4	1	0
8	Webster	38	34	4	0	0	1	10	1	0	9	1	0
9	Phillips	36	29	7	10	77.5	1	3	10	13	5	2	0
10	Miller	34	27	7	5	29	0	0	9	8	1	3	1
12	Irving	34	23	11	1	8	0	0	8	2	1	0	0
	Rodgers-Cromartie	31	25	6	0	0	3	75	3	0	15	0	0
14	Knighton	31	18	13	3	18	1	2	5	7	1	0	1
	Ayers	29	23	6	5.5	34.5	0	0	7	10	0	1	0
15	Vickerson	22	18	4	1	9	0	0	7	2	3	0	0
16	Unrein	20	15	5	0	0	0	0	1	2	0	0	0
18	Lenon	20	14	6	0	0	0	0	0	0	2	0	0
	Williams	19	12	7	2	8	0	0	5	3	0	0	1
19	Bruton	16	14	2	0	0	0	0	0	1	0	0	0
21	Wolfe	16	11	5	4	34	0	0	7	7	0	0	1
	Bailey	14	12	2	0	0	0	0	0	0	3	0	0
22	Jammer	13	12	1	0	0	0	0	0	0	3	0	1
23	Carter	11	10	1	0	0	1	0	1	0	6	0	0
25	Bolden	11	8	3	0	0	0	0	0	0	0	0	0
	Huff	2	2	0	0	0	0	0	0	0	0	0	0
26	Johnson	1	1	0	0	0	0	0	0	0	0	0	0
	Robinson	1	1	0	0	0	0	0	1	0	0	0	0
	Marshall	1	1	0	0	0	0	0	0	0	0	0	0
	Mincey	1	1	0	0	0	0	0	0	0	0	0	0
	Tamme	1	0	1	0	0	0	0	0	0	0	0	0
	Fua	1	0	1	0	0	0	0	0	0	0	0	0
TEAM		894	668	226	41	290	17	141	94	85	100	14	9

SPECIAL TEAMS STATISTICS (based on press box totals)

	PLAYER	TT	UT	AT	FF	FR	BK	BP	TD
1	Tamme	10	9	1	0	0	0	0	0
2	Irving	7	6	1	0	0	0	0	0
	Johnson	7	5	2	0	0	0	1	1
	Bruton	7	4	3	0	0	0	1	0
5	Ball	6	6	0	0	0	0	0	0
6	Trevathan	4	3	1	1	0	0	0	0
	Caldwell	4	2	2	0	0	0	0	0
	Adams	3	3	0	0	0	0	0	0
8	Webster	3	3	0	0	0	0	0	0
	Bolden	3	3	0	0	0	0	0	0
	Green	3	2	1	0	0	0	0	0
	Dreessen	3	0	3	0	0	0	0	0
	13 Ihenacho	2	2	0	0	0	0	0	0
	Lenon	2	2	0	0	0	0	0	0
	Carter	2	2	0	0	0	0	0	0
	Brewer	2	2	0	0	0	0	0	0
	Robinson	2	1	1	0	0	0	0	0
18	Woodyard	1	1	0	1	0	0	0	0
	Jammer	1	1	0	0	0	0	0	0
	Marshall	1	1	0	0	0	0	0	0
	Welker	1	1	0	0	0	0	0	0
	22 Holliday	0	0	0	0	3	0	0	0
TEAM		74	59	15	2	3	0	2	1

MIS. TACKLES: Decker 4, Franklin 2, Manning 2, D. Thomas 2,

Beadles 1, Clark 1, Moreno 1, Ramirez 1, Welker 1

MIS. FUMBLE RECOVERIES: Manning 2, Moreno 2, Anderson 1, Decker 1

MIS. FORCED FUMBLES: None

DEFENSIVE TOUCHDOWNS: Rodgers-Cromartie (75-yd. INT return vs. Was., 10/27),

Miller (60-yd. FUM return at N.E., 11/24)

BLOCKED PUNTS: Bruton (vs. Bal., 9/5); Johnson (vs. Phi., 9/29)

BLOCKED KICKS: None

TWO-POINT CONVERSION STOPS: Bailey (vs. Jac., 10/13)

Denver Broncos / Week 4 / Through Sunday, February 02, 2014 / Postseason

Won 2, Lost 1

1/12/2014	W	24- 17	San Diego Chargers
1/19/2014	W	26- 16	New England Patriots
2/2/2014	L	8- 43	Seattle Seahawks

				Denver	Opponent				
Total First Downs				71	49				
Rushing				20	11				
Passing				45	35				
Penalty				6	3				
3rd Down: Made/Att				22/39	17/36				
3rd Down Pct.				56.4%	47.2%				
4th Down: Made/Att				1/4	2/5				
4th Down Pct.				25.0%	40.0%				
Possession Avg.				33:06	26:54				
Total Net Yards				1176	920				
Avg. Per Game				392.0	306.7				
Total Plays				205	160				
Avg. Per Play				5.7	5.8				
Net Yards Rushing				267	264				
Avg. Per Game				89.0	88.0				
Total Rushes				76	63				
Net Yards Passing				909	656				
Avg. Per Game				303.0	218.7				
Sacked/Yards Lost				1/1	6/44				
Gross Yards				910	700				
Attempts/Completions				128/91	91/60				
Completion Pct.				71.1%	65.9%				
Had Intercepted				3	0				
Punts/Average				3/36.0	8/49.9				
Net Punting Avg.				29.3	38.0				
Penalties/Yards				15/128	20/182				
Fumbles/Ball Lost				5/3	0/0				
Touchdowns				6	9				
Rushing				1	2				
Passing				5	5				
Returns				0	2				
Score By Periods				Q1	Q2	Q3	Q4	OT	Pts
Team				10	17	18	13	0	58
Opponents				8	17	14	37	0	76
Scoring	TD	Ru	Pa	Rt	PAT	FG	2Pt	Pts	
M.Prater	0	0	0	0	5/5	5/6	0	20	
D.Thomas	3	0	3	0	0/0	0/0	0	18	
W.Welker	1	0	1	0	0/0	0/0	1	8	
J.Tamme	1	0	1	0	0/0	0/0	0	6	
K.Moreno	1	1	0	0	0/0	0/0	0	6	
Team	6	1	5	0	5/5	5/6	1	58	
Opponents	9	2	5	2	8/8	4/5	0	76	

2-Pt. Conversions: Team 1/ 1, Opponents: 0/ 1

Sacks: S.Phillips 2.0, R.Ayers 1.0, T.Knighton 1.0, J.Mincey 1.0, M.Jackson 1.0 **Team: 6.0, Opponents: 1.0**

Rushing	No.	Yds	Avg	Long	TD			
K.Moreno	42	158	3.8	28	1			
M.Ball	28	96	3.4	9	0			
C.Anderson	2	9	4.5	6	0			
V.Green	1	6	6.0	6	0			
P.Manning	3	-2	-0.7	0	0			
Team	76	267	3.5	28	1			
Opponents	63	264	4.2	30	2			
□								
Receiving	No.	Yds	Avg	Long	TD			
D.Thomas	28	306	10.9	30	3			
J.Thomas	18	188	10.4	37	0			
W.Welker	18	160	8.9	22	1			
E.Decker	8	111	13.9	21	0			
K.Moreno	6	54	9.0	18	0			
M.Ball	5	15	3.0	12	0			
J.Tamme	4	33	8.3	23	1			
A.Caldwell	2	26	13.0	15	0			
C.Anderson	1	14	14.0	14	0			
V.Green	1	3	3.0	3	0			
Team	91	910	10.0	37	5			
Opponents	60	700	11.7	49	5			
□								
Interceptions	No.	Yds	Avg	Long	TD			
Opponents	3	71	23.7	69t	1			
□								
Punting	No	Yds	Avg	Net	TB	In	Lg	B
B.Colquitt	3	108	36.0	29.3	1	1	48	0
Team	3	108	36.0	29.3	1	1	48	0
Opponents	8	399	49.9	38.0	1	4	62	0
□								
Punt Returns		Ret	FC	Yds	Avg	Long	TD	
E.Decker		4	1	75	18.8	47	0	
Team		4	1	75	18.8	47	0	
Opponents		0	2	0	0	0	0	
□								
Kickoff Returns		No.	Yds	Avg	Long	TD		
T.Holliday		9	186	20.7	37	0		
Team		9	186	20.7	37	0		
Opponents		2	107	53.5	87t	1		
□								
Field Goals	1-19	20-29	30-39	40-49	50+			
M.Prater	1/ 1	1/ 1	1/ 1	1/ 2	1/ 1			
Team	1/ 1	1/ 1	1/ 1	1/ 2	1/ 1			
Opponents	0/ 0	0/ 0	3/ 3	1/ 1	0/ 1			

Fumbles Lost: P.Manning 1, D.Thomas 1, J.Thomas 1 **Total: 3**
Opponent Fumble Recoveries

Passing	Att	Cmp	Yds	Cmp%	Yds/Att	TD	TD%	Int	Int%	Long	Sack	Lost	Rating
P.Manning	128	91	910	71.1%	7.1	5	3.9%	3	2.3%	37	1/	1	94.2
Team	128	91	910	71.1%	7.1	5	3.9%	3	2.3%	37	1/	1	94.2
Opponents	91	60	700	65.9%	7.7	5	5.5%	0	0.0%	49	6/	44	107.4

DENVER BRONCOS 2013 POSTSEASON DEFENSIVE STATISTICS (2-1)
(based on press box totals)

	PLAYER	TT	UT	AT	Sk.	Yds.	Int.	Yds.	TFL	QBH	PD	FF	FR
1	Trevathan	24	18	6	0	0	0	0	1	0	0	0	0
2	Ihenacho	15	10	5	0	0	0	0	0	0	0	0	0
3	Adams	12	12	0	0	0	0	0	0	0	1	0	0
	Knighton	12	10	2	1	10	0	0	3	2	0	0	0
5	Bailey	11	11	0	0	0	0	0	0	0	0	0	0
6	Rodgers-Cromartie	8	8	0	0	0	0	0	0	0	4	0	0
	Irving	8	8	0	0	0	0	0	0	0	1	0	0
	Jackson	8	7	1	1	5	0	0	1	1	2	0	0
	Phillips	8	5	3	2	10	0	0	2	2	0	0	0
10	Woodyard	7	4	3	0	0	0	0	0	0	0	0	0
11	Mincey	6	2	4	1	8	0	0	1	2	0	0	0
12	Carter	5	4	1	0	0	0	0	0	0	2	0	0
13	Lenon	4	4	0	0	0	0	0	0	0	0	0	0
	Ayers	4	3	1	1	11	0	0	1	1	0	0	0
	Jammer	4	3	1	0	0	0	0	0	0	0	0	0
16	Williams	3	2	1	0	0	0	0	0	0	0	0	0
17	Harris	2	2	0	0	0	0	0	0	0	1	0	0
	Unrein	2	1	1	0	0	0	0	1	0	0	0	0
19	Huff	1	1	0	0	0	0	0	0	0	0	0	0
	Bruton	1	1	0	0	0	0	0	0	0	0	0	0
	TEAM	145	116	29	6	44	0	0	10	8	11	0	0

SPECIAL TEAMS STATISTICS (based on press box totals)

	PLAYER	TT	UT	AT	FF	FR	BK	BP	TD
1	Marshall	1	1	0	0	0	0	0	0
	Tamme	1	1	0	0	0	0	0	0
	Irving	1	0	1	0	0	0	0	0
	TEAM	3	2	1	0	0	0	0	0

MIS. TACKLES: J. Thomas 2, Clark 1, Franklin 1.

MIS. FUMBLE RECOVERIES: Beadles 1, Moreno 1.

MIS. FORCED FUMBLES: None.

TWO-POINT CONVERSION STOPS: Phillips (UT vs. N.E., 1/19)

DEFENSIVE TOUCHDOWNS: None.

BLOCKED PUNTS: None.

BLOCKED KICKS: None.

BRONCOS 2013 GAME-BY-GAME PARTICIPATION

	vs. Bal. (9/5)	at NYG (9/15)	vs. Oak. (9/23)	vs. Phi. (9/29)	at Dal. (10/6)	vs. Jac. (10/13)	at Ind. (10/20)	vs. Was. (10/27)	at S.D. (11/10)	vs. K.C. (11/17)	at N.E. (11/24)	at K.C. (12/1)	vs. Ten. (12/8)	vs. S.D. (12/12)	at Hou. (12/22)	at Oak. (12/29)	vs. S.D. (1/12)	vs. N.E. (1/19)	vs. Sea. (2/2)	P	-	\$	-	DNP	-	INA
Adams, Mike	P	P	P	P	P	P	P	P	SS	P	FS	FS	FS	FS	FS	FS	FS	FS	FS	16	-	7	-	0	-	0
Anderson, C.J.	INA	INA	INA	INA	INA	INA	INA	P	P	P	P	INA	P	INA	INA	INA	DNP	DNP	P	5	-	0	-	0	-	11
Ayers, Robert	RDE	P	RDE	P	RDE	INA	P	P	P	P	P	P	P	P	P	P	P	P	P	15	-	3	-	0	-	1
Bailey, Champ	INA	INA	INA	INA	INA	LCB	LCB	INA	INA	INA	INA	LCB	INA	INA	P	P	P	LCB	LCB	5	-	3	-	0	-	11
Bail, Montee	P	P	P	P	P	P	P	P	P	P	P	P	P	P	P	P	P	P	P	16	-	0	-	0	-	0
Beadles, Zane	LG	LG	LG	LG	LG	LG	LG	LG	LG	LG	LG	LG	LG	LG	LG	LG	LG	LG	LG	16	-	16	-	0	-	0
Bolden, Omar	P	P	P	P	P	P	P	P	P	P	P	P	P	SS	P	P	P	P	P	16	-	1	-	0	-	0
Brewer, Aaron	P	P	P	P	P	P	P	P	P	P	P	P	P	P	P	P	P	P	P	16	-	0	-	0	-	0
Bruton, David	P	P	P	P	P	P	P	P	P	P	P	P	P	P	P	P	P	P	P	16	-	0	-	0	-	0
Caldwell, Andre	P	P	P	P	P	P	P	P	P	P	P	P	P	P	WR	WR	P	P	P	16	-	2	-	0	-	0
Carter, Tony	LCB	P	LCB	P	P	INA	INA	INA	P	INA	P	P	P	P	P	P	P	INA	P	12	-	2	-	0	-	4
Clady, Ryan	LT	LT	IR	IR	IR	IR	IR	IR	IR	IR	IR	IR	IR	IR	IR	IR	IR	IR	IR	2	-	2	-	0	-	0
Clark, Chris	P	P	LT	LT	LT	LT	LT	LT	LT	LT	LT	LT	LT	LT	LT	LT	LT	LT	LT	16	-	14	-	0	-	0
Cole, Marquice	NWT	NWT	NWT	NWT	NWT	NWT	NWT	NWT	NWT	NWT	NWT	NWT	NWT	NWT	NWT	NWT	NWT	INA	P	13*	-	0	-	0	-	0
Colquitt, Britton	P	P	P	P	P	P	P	P	P	P	P	P	P	P	P	P	P	P	P	16	-	0	-	0	-	0
Decker, Eric	WR	WR	WR	WR	WR	WR	WR	WR	WR	WR	WR	WR	WR	WR	WR	WR	WR	WR	WR	16	-	16	-	0	-	0
Dreessen, Joel	INA	INA	INA	P	P	P	P	P	P	P	P	P	P	P	P	P	P	INA	INA	13	-	0	-	0	-	3
Dysert, Zac	INA	INA	INA	INA	INA	INA	INA	INA	INA	INA	INA	INA	INA	INA	INA	INA	INA	INA	INA	0	-	0	-	0	-	16
Franklin, Orlando	RT	RT	RT	RT	RT	RT	INA	RT	RT	RT	RT	RT	RT	RT	RT	RT	RT	RT	RT	15	-	15	-	0	-	1
Fua, Sione	NWT	NWT	NWT	NWT	NWT	NWT	NWT	NWT	NWT	NWT	NWT	DNP	P	P	INA	INA	INA	INA	INA	2	-	0	-	1	-	2
Green, Virgil	P	P	P	P	P	P	P	P	P	P	TE	TE	P	TE	P	P	P	P	P	16	-	3	-	0	-	0
Harris Jr., Chris	CB	LCB	CB	LCB	LCB	P	CB	LCB	LCB	LCB	LCB	RCB	LCB	LCB	LCB	LCB	LCB	IR	IR	16	-	15	-	0	-	0
Hillman, Ronnie	P	P	P	P	P	P	P	INA	INA	INA	INA	P	INA	DNP	P	P	INA	INA	INA	10	-	0	-	1	-	5
Holliday, Trindon	P	P	P	P	P	P	P	P	P	P	P	P	INA	P	P	P	P	P	P	15	-	0	-	0	-	1
Huff, Michael	NWT	NWT	NWT	NWT	NWT	NWT	NWT	NWT	NWT	NWT	INA	P	DNP	DNP	P	P	P	P	DNP	3	-	0	-	2	-	1
Ihenacho, Duke	SS	SS	SS	SS	SS	SS	SS	SS	SS	INA	SS	SS	SS	P	SS	SS	SS	SS	SS	15	-	14	-	0	-	1
Irving, Nate	P	SLB	P	SLB	P	SLB	P	P	P	INA	P	P	P	P	P	P	SLB	SLB	SLB	15	-	4	-	0	-	1
Jackson, Malik	P	P	P	P	P	P	P	P	P	P	P	LDE	LDE	LDE	LDE	LDE	LDE	LDE	LDE	16	-	5	-	0	-	0
Jammer, Quentin	INA	INA	INA	P	INA	P	INA	P	RCB	P	P	P	P	P	P	P	P	P	P	11	-	1	-	0	-	5
Johnson, Steven	P	P	P	P	P	P	P	P	P	P	P	P	P	P	P	P	P	P	P	16	-	0	-	0	-	0
Justice, Winston	NWT	NWT	INA	INA	INA	INA	DNP	DNP	DNP	DNP	DNP	DNP	P	P	P	P	DNP	P	DNP	4	-	0	-	6	-	4
Knighton, Terrance	NT	NT	NT	NT	NT	NT	NT	NT	NT	NT	NT	NT	NT	NT	NT	NT	NT	NT	NT	16	-	16	-	0	-	0
Kuper, Chris	INA	INA	INA	INA	P	P	RG	INA	INA	INA	INA	INA	INA	INA	P	INA	INA	INA	INA	4	-	1	-	0	-	12
Lenon, Paris	P	P	P	INA	INA	MLB	MLB	P	P	P	P	P	MLB	MLB	MLB	MLB	MLB	MLB	MLB	14	-	6	-	0	-	2
Manning, Peyton	QB	QB	QB	QB	QB	QB	QB	QB	QB	QB	QB	QB	QB	QB	QB	QB	QB	QB	QB	16	-	16	-	0	-	0
Marshall, Brandon	PS	PS	PS	PS	PS	PS	PS	PS	PS	PS	PS	PS	PS	PS	PS	PS	P	P	P	1	-	0	-	0	-	0
Miller, Von	SUS	SUS	SUS	SUS	SUS	SUS	SLB	SLB	SLB	SLB	SLB	SLB	SLB	SLB	SLB	IR	IR	IR	IR	9	-	9	-	0	-	0
Mincey, Jeremy	NWT	NWT	NWT	NWT	NWT	NWT	NWT	NWT	NWT	NWT	NWT	NWT	NWT	NWT	NWT	P	P	P	P	2	-	0	-	0	-	0
Moffitt, John	INA	INA	P	P	INA	INA	INA	INA	RE	NWT	NWT	NWT	NWT	NWT	NWT	NWT	NWT	NWT	NWT	2	-	0	-	0	-	6
Moore, Rahim	FS	FS	FS	FS	FS	FS	FS	FS	FS	FS	IR	IR	IR	IR	IR	IR	IR	IR	IR	10	-	10	-	0	-	0
Moreno, Knowshon	RB	RB	RB	RB	RB	RB	RB	RB	RB	RB	RB	RB	RB	RB	P	RB	RB	RB	RB	16	-	15	-	0	-	0
Osweiler, Brock	DNP	DNP	DNP	P	DNP	DNP	DNP	DNP	DNP	DNP	P	DNP	DNP	DNP	P	P	DNP	DNP	DNP	4	-	0	-	12	-	0
Painter, Winston	PS	PS	PS	PS	PS	PS	PS	PS	PS	PS	PS	PS	PS	PS	PS	PS	PS	INA	INA	0	-	0	-	0	-	0
Phillips, Shaun	P	RDE	P	RDE	P	RDE	P	RDE	RDE	RDE	RDE	RDE	RDE	RDE	RDE	RDE	RDE	RDE	RDE	16	-	12	-	0	-	0
Prater, Matt	P	P	P	P	P	P	P	P	P	P	P	P	P	P	P	P	P	P	P	16	-	0	-	0	-	0
Ramirez, Manny	C	C	C	C	C	C	CB	C	C	C	C	C	C	C	C	C	C	C	C	16	-	16	-	0	-	0
Robinson, Adrian	P	P	P	P	P	P	NWT	NWT	NWT	NWT	NWT	NWT	NWT	NWT	NWT	NWT	NWT	NWT	NWT	6	-	0	-	0	-	0
Rodgers-Cromartie, Dominique	RCB	RCB	RCB	RCB	RCB	RCB	RCB	RCB	P	RCB	RCB	INA	P	RCB	RCB	RCB	RCB	RCB	RCB	15	-	13	-	0	-	1
Tamme, Jacob	P	P	P	P	P	P	P	P	P	P	P	P	P	P	TE	P	P	P	P	16	-	1	-	0	-	0
Thomas, Demaryius	WR	WR	WR	WR	WR	WR	WR	WR	WR	WR	WR	WR	WR	WR	WR	WR	WR	WR	WR	16	-	16	-	0	-	0
Thomas, Julius	TE	TE	TE	TE	TE	TE	TE	TE	TE	TE	INA	INA	TE	TE	TE	TE	TE	TE	TE	14	-	14	-	0	-	2
Trevathan, Danny	WLB	WLB	WLB	WLB	WLB	WLB	WLB	WLB	WLB	WLB	WLB	WLB	WLB	WLB	WLB	WLB	WLB	WLB	WLB	16	-	16	-	0	-	0
Unrein, Mitch	P	P	P	P	P	P	P	P	P	P	P	DT	P	P	P	P	P	P	P	16	-	1	-	0	-	0
Vallos, Steve	P	P	P	P	P	P	P	P	P	P	P	P	P	P	P	P	INA	P	P	15	-	0	-	0	-	1
Vasquez, Louis	RG	RG	RG	RG	RG	RG	RT	RG	RG	RG	RG	RG	RG	RG	RG	RG	RG	RG	RG	16	-	16	-	0	-	0
Vickerson, Kevin	DT	DT	DT	DT	DT	DT	DT	DT	DT	DT	DT	IR	IR	IR	IR	IR	IR	IR	IR	11	-	11	-	0	-	0
Walton, J.D.	PUP	PUP	PUP	PUP	PUP	PUP	PUP	PUP	INA	INA	INA	INA	INA	INA	NWT	NWT	NWT	NWT	NWT	0	-	0	-	0	-	6
Webster, Kayvon	P	P	P	P	CB	P	P	P	P	P	P	P	RCB	P	INA	INA	P	P	P	14	-	2	-	0	-	2
Welker, Wes	WR	WR	WR	WR	WR	WR	WR	WR	WR	WR	WR	WR	WR	INA	INA	INA	WR	WR	WR	13	-	13	-	0	-	3
Williams, Sylvester	P	P	P	P	P	P	P	INA	INA	P	P	P	DT	DT	DT	DT	DT	DT	DT	13	-	4	-	0	-	3
Wolfe, Derek	LDE	LDE	LDE	LDE	LDE	LDE	LDE	LDE	LDE	LDE	LDE	INA	INA	INA	INA	INA	INA	IR	IR	11	-	11	-	0	-	5
Woodyard, Wesley	MLB	MLB	MLB	MLB	MLB	INA	INA	MLB	MLB	MLB	MLB	MLB	INA	P	P	P	P	P	P	14	-	10	-	0	-	2

KEY: IR-injured reserve; INA-Inactive; DNP-did not play; NWT-not with team; PS-practice squad; SUS-suspended; RE-roster exemption; PUP-reserve/PUP

*Games played with New England

2013 GAME-BY-GAME STARTERS

OFFENSE

GAME	WR	LT	LG	C	RG	RT	TE	WR	WR	QB	RB
vs. Bal. (9/5)	D. Thomas	Clady	Beadles	Ramirez	Vasquez	Franklin	J. Thomas	Decker	Welker	Manning	Moreno
at NYG (9/15)	D. Thomas	Clady	Beadles	Ramirez	Vasquez	Franklin	J. Thomas	Decker	Welker	Manning	Moreno
vs. Oak. (9/23)	D. Thomas	Clark	Beadles	Ramirez	Vasquez	Franklin	J. Thomas	Decker	Welker	Manning	Moreno
vs. Phi. (9/29)	D. Thomas	Clark	Beadles	Ramirez	Vasquez	Franklin	J. Thomas	Decker	Welker	Manning	Moreno
at Dal. (10/6)	D. Thomas	Clark	Beadles	Ramirez	Vasquez	Franklin	J. Thomas	Decker	Welker	Manning	Moreno
vs. Jac. (10/13)	D. Thomas	Clark	Beadles	Ramirez	Vasquez	Franklin	J. Thomas	Decker	Welker	Manning	Moreno
at Ind. (10/20)	D. Thomas	Clark	Beadles	Ramirez	Kuper	Vasquez	J. Thomas	Decker	Welker	Manning	Moreno
vs. Was. (10/27)	D. Thomas	Clark	Beadles	Ramirez	Vasquez	Franklin	J. Thomas	Decker	Welker	Manning	Moreno
at S.D. (11/10)	D. Thomas	Clark	Beadles	Ramirez	Vasquez	Franklin	J. Thomas	Decker	Welker	Manning	Moreno
vs. K.C. (12/1)	D. Thomas	Clark	Beadles	Ramirez	Vasquez	Franklin	J. Thomas	Decker	Welker	Manning	Moreno
at N.E. (11/24)	D. Thomas	Clark	Beadles	Ramirez	Vasquez	Franklin	Green	Decker	Welker	Manning	Moreno
at K.C. (12/1)	D. Thomas	Clark	Beadles	Ramirez	Vasquez	Franklin	Green	Decker	Welker	Manning	Moreno
vs. Ten. (12/8)	D. Thomas	Clark	Beadles	Ramirez	Vasquez	Franklin	Green	Decker	Welker	Manning	Moreno
vs. S.D. (12/12)	D. Thomas	Clark	Beadles	Ramirez	Vasquez	Franklin	J. Thomas	Decker	Green (TE)	Manning	Moreno
at Hou. (12/22)	D. Thomas	Clark	Beadles	Ramirez	Vasquez	Franklin	J. Thomas	Decker	Caldwell	Manning	Tamme (TE)
at Oak. (12/29)	D. Thomas	Clark	Beadles	Ramirez	Vasquez	Franklin	J. Thomas	Decker	Caldwell	Manning	Moreno
vs. S.D. (1/12)	D. Thomas	Clark	Beadles	Ramirez	Vasquez	Franklin	J. Thomas	Decker	Welker	Manning	Moreno
vs. N.E. (1/19)	D. Thomas	Clark	Beadles	Ramirez	Vasquez	Franklin	J. Thomas	Decker	Welker	Manning	Moreno
VS. Sea. (2/2)	D. Thomas	Clark	Beadles	Ramirez	Vasquez	Franklin	J. Thomas	Decker	Welker	Manning	Moreno

DEFENSE

GAME	LE	DT	NT	RE	SLB	MLB	WLB	LCB	RCB	SS	FS
vs. Bal. (9/5)	Wolfe	Vickerson	Knighton	Ayers	Harris Jr. (CB)	Woodyard	Trevathan	Carter	Rodgers-Cromartie	Ihenacho	Moore
at NYG (9/15)	Wolfe	Vickerson	Knighton	Phillips	Irving	Woodyard	Trevathan	Harris Jr.	Rodgers-Cromartie	Ihenacho	Moore
vs. Oak. (9/23)	Wolfe	Vickerson	Knighton	Ayers	Harris Jr. (CB)	Woodyard	Trevathan	Carter	Rodgers-Cromartie	Ihenacho	Moore
vs. Phi. (9/29)	Wolfe	Vickerson	Knighton	Phillips	Irving	Woodyard	Trevathan	Harris Jr.	Rodgers-Cromartie	Ihenacho	Moore
at Dal. (10/6)	Wolfe	Vickerson	Knighton	Ayers	Harris Jr. (CB)	Woodyard	Trevathan	Webster	Rodgers-Cromartie	Ihenacho	Moore
vs. Jac. (10/13)	Wolfe	Vickerson	Knighton	Phillips	Irving	Lenon	Trevathan	Bailey	Rodgers-Cromartie	Ihenacho	Moore
at Ind. (10/20)	Wolfe	Vickerson	Knighton	Harris Jr. (CB)	Miller	Lenon	Trevathan	Bailey	Rodgers-Cromartie	Ihenacho	Moore
vs. Was. (10/27)	Wolfe	Vickerson	Knighton	Phillips	Miller	Woodyard	Trevathan	Harris Jr.	Rodgers-Cromartie	Ihenacho	Moore
at S.D. (11/10)	Wolfe	Vickerson	Knighton	Phillips	Miller	Woodyard	Trevathan	Harris Jr.	Jammer	Adams	Moore
vs. K.C. (12/1)	Wolfe	Vickerson	Knighton	Phillips	Miller	Woodyard	Trevathan	Harris Jr.	Rodgers-Cromartie	Ihenacho	Moore
at N.E. (11/24)	Wolfe	Vickerson	Knighton	Phillips	Miller	Woodyard	Trevathan	Harris Jr.	Rodgers-Cromartie	Ihenacho	Adams
at K.C. (12/1)	Jackson	Unrein	Knighton	Phillips	Miller	Woodyard	Trevathan	Bailey	Harris Jr.	Ihenacho	Adams
vs. Ten. (12/8)	Jackson	Williams	Knighton	Phillips	Miller	Lenon	Trevathan	Harris Jr.	Webster	Ihenacho	Adams
vs. S.D. (12/12)	Jackson	Williams	Knighton	Phillips	Miller	Lenon	Trevathan	Harris Jr.	Rodgers-Cromartie	Bolden	Adams
at Hou. (12/22)	Jackson	Williams	Knighton	Phillips	Miller	Lenon	Trevathan	Harris Jr.	Rodgers-Cromartie	Ihenacho	Adams
at Oak. (12/29)	Jackson	Williams	Knighton	Phillips	Irving	Lenon	Trevathan	Harris Jr.	Rodgers-Cromartie	Ihenacho	Adams
vs. S.D. (1/12)	Jackson	Williams	Knighton	Phillips	Irving	Lenon	Trevathan	Harris Jr.	Rodgers-Cromartie	Ihenacho	Adams
vs. N.E. (1/19)	Jackson	Williams	Knighton	Phillips	Irving	Lenon	Trevathan	Bailey	Rodgers-Cromartie	Ihenacho	Adams
VS. Sea. (2/2)	Jackson	Williams	Knighton	Phillips	Irving	Lenon	Trevathan	Bailey	Rodgers-Cromartie	Ihenacho	Adams

BRONCOS 2013 OFFENSIVE PLAY-TIME ANALYSIS

	vs. Bal. (9/5)				at NYG (9/15)				vs. Oak. (9/23)				vs. Phi. (9/29)				at Dal. (10/6)				vs. Jac. (10/13)				at Ind. (10/20)				vs. Was. (10/27)					
	Off.	Pct.	ST	Pct.	Off.	Pct.	ST	Pct.	Off.	Pct.	ST	Pct.	Off.	Pct.	ST	Pct.	Off.	Pct.	ST	Pct.	Off.	Pct.	ST	Pct.	Off.	Pct.	ST	Pct.	Off.	Pct.	ST	Pct.		
Anderson, C.J.	0	0.0%	0	0.0%	0	0.0%	0	0.0%	0	0.0%	0	0.0%	0	0.0%	0	0.0%	0	0.0%	0	0.0%	0	0.0%	0	0.0%	10	12.3%	15	45.5%						
Ball, Montee	18	25.4%	16	37.2%	28	37.8%	10	27.8%	17	22.4%	6	20.7%	14	19.2%	6	17.6%	5	6.3%	1	3.0%	7	9.5%	4	14.3%	1	1.3%	20	42.6%	30	37.0%	3	9.1%		
Beadles, Zane	71	100.0%	7	16.3%	74	100.0%	7	19.4%	76	100.0%	7	24.1%	64	87.7%	8	23.5%	79	100.0%	9	27.3%	74	100.0%	5	17.9%	78	100.0%	5	10.6%	81	100.0%	7	21.2%		
Caldwell, Andre	3	4.2%	17	39.5%	6	8.1%	11	30.6%	19	25.0%	12	41.4%	24	32.9%	6	17.6%	4	5.1%	10	30.3%	7	9.5%	13	46.4%	1	1.3%	26	55.3%	14	17.3%	18	54.5%		
Clady, Ryan	71	100.0%	7	16.3%	70	94.6%	6	16.7%	0	0.0%	0	0.0%	0	0.0%	0	0.0%	0	0.0%	0	0.0%	0	0.0%	0	0.0%	0	0.0%	0	0.0%	0	0.0%	0	0.0%		
Clark, Chris	0	0.0%	7	16.3%	4	5.4%	7	19.4%	76	100.0%	7	24.1%	73	100.0%	8	23.5%	79	100.0%	9	27.3%	74	100.0%	5	17.9%	78	100.0%	5	10.6%	81	100.0%	7	21.2%		
Decker, Eric	64	90.1%	2	4.7%	66	89.2%	1	2.8%	52	68.4%	1	3.4%	55	75.3%	0	0.0%	73	92.4%	0	0.0%	59	79.7%	0	0.0%	75	96.2%	0	0.0%	66	81.5%	0	0.0%		
Dreessen, Joel	0	0.0%	0	0.0%	0	0.0%	0	0.0%	0	0.0%	0	0.0%	17	23.3%	18	52.9%	4	5.1%	18	54.5%	19	25.7%	11	39.3%	0	0.0%	27	57.4%	46	56.8%	13	39.4%		
Dysert, Zac	0	0.0%	0	0.0%	0	0.0%	0	0.0%	0	0.0%	0	0.0%	0	0.0%	0	0.0%	0	0.0%	0	0.0%	0	0.0%	0	0.0%	0	0.0%	0	0.0%	0	0.0%	0	0.0%		
Franklin, Orlando	71	100.0%	7	16.3%	74	100.0%	7	19.4%	76	100.0%	7	24.1%	73	100.0%	8	23.5%	79	100.0%	9	27.3%	46	62.2%	2	7.1%	0	0.0%	0	0.0%	81	100.0%	0	0.0%		
Green, Virgil	16	22.5%	20	46.5%	26	35.1%	18	50.0%	25	32.9%	14	48.3%	27	37.0%	16	47.1%	7	8.9%	24	72.7%	15	20.3%	14	50.0%	7	9.0%	28	59.8%	9	11.1%	16	48.5%		
Hillman, Ronnie	15	21.1%	0	0.0%	2	2.7%	0	0.0%	24	31.6%	0	0.0%	30	41.1%	0	0.0%	23	29.1%	0	0.0%	12	16.2%	0	0.0%	20	25.6%	0	0.0%	0	0.0%	0	0.0%		
Holliday, Trindon	0	0.0%	11	25.6%	0	0.0%	11	30.6%	0	0.0%	10	34.5%	0	0.0%	10	29.4%	0	0.0%	9	27.3%	1	1.4%	9	32.1%	0	0.0%	20	42.6%	3	3.7%	11	33.3%		
Justice, Winston	0	0.0%	0	0.0%	0	0.0%	0	0.0%	0	0.0%	0	0.0%	0	0.0%	0	0.0%	0	0.0%	0	0.0%	0	0.0%	0	0.0%	0	0.0%	0	0.0%	0	0.0%	0	0.0%		
Kuper, Chris	0	0.0%	0	0.0%	0	0.0%	0	0.0%	0	0.0%	0	0.0%	0	0.0%	0	0.0%	0	0.0%	9	27.3%	28	37.8%	5	17.9%	78	100.0%	5	10.6%	0	0.0%	0	0.0%		
Manning, Peyton	71	100.0%	0	0.0%	74	100.0%	0	0.0%	76	100.0%	0	0.0%	57	78.1%	0	0.0%	79	100.0%	0	0.0%	78	100.0%	0	0.0%	78	100.0%	0	0.0%	81	100.0%	0	0.0%		
Moffitt, John	0	0.0%	0	0.0%	0	0.0%	0	0.0%	0	0.0%	7	24.1%	9	12.3%	8	23.5%	0	0.0%	0	0.0%	0	0.0%	0	0.0%	0	0.0%	0	0.0%	0	0.0%	0	0.0%	0	0.0%
Moreno, Knowshon	37	52.1%	2	4.7%	44	59.5%	1	2.8%	35	46.1%	0	0.0%	28	38.4%	0	0.0%	51	64.6%	0	0.0%	54	73.0%	0	0.0%	57	73.1%	0	0.0%	37	45.7%	0	0.0%		
Osweller, Brian	0	0.0%	0	0.0%	0	0.0%	0	0.0%	0	0.0%	0	0.0%	16	21.9%	0	0.0%	0	0.0%	0	0.0%	0	0.0%	0	0.0%	0	0.0%	0	0.0%	0	0.0%	0	0.0%		
Ramirez, Manny	71	100.0%	0	0.0%	74	100.0%	1	2.8%	76	100.0%	0	0.0%	64	87.7%	0	0.0%	79	100.0%	0	0.0%	74	100.0%	0	0.0%	78	100.0%	0	0.0%	81	100.0%	0	0.0%		
Tammie, Jacob	7	9.9%	21	48.8%	6	8.1%	24	66.7%	10	13.2%	18	62.1%	3	4.1%	20	58.8%	4	5.1%	18	54.5%	9	12.2%	19	67.9%	2	2.6%	34	72.3%	9	11.1%	22	66.7%		
Thomas, Demaryius	68	95.8%	2	4.7%	70	94.6%	1	2.8%	72	94.7%	1	3.4%	61	83.6%	1	2.9%	76	96.2%	0	0.0%	66	89.2%	0	0.0%	78	100.0%	0	0.0%	75	92.6%	0	0.0%		
Thomas, Julius	71	100.0%	4	9.3%	74	100.0%	5	13.9%	74	97.4%	3	10.3%	59	80.8%	0	0.0%	74	93.7%	0	0.0%	74	100.0%	0	0.0%	78	100.0%	0	0.0%	32	39.5%	0	0.0%		
Unsrein, Mitch	0	0.0%	0	0.0%	0	0.0%	0	0.0%	1	1.3%	6	20.7%	0	0.0%	8	23.5%	1	1.3%	14	42.4%	5	6.8%	13	46.4%	0	0.0%	15	31.9%	1	1.2%	8	24.2%		
Valios, Steve	0	0.0%	7	16.3%	0	0.0%	7	19.4%	0	0.0%	7	24.1%	9	12.3%	9	26.5%	0	0.0%	9	27.3%	0	0.0%	5	17.9%	0	0.0%	5	10.6%	0	0.0%	7	21.2%		
Vasquez, Louis	71	100.0%	7	16.3%	74	100.0%	7	19.4%	76	100.0%	7	24.1%	73	100.0%	8	23.5%	79	100.0%	9	27.3%	74	100.0%	5	17.9%	78	100.0%	5	10.6%	81	100.0%	7	21.2%		
Walton, J.D.	0	0.0%	0	0.0%	0	0.0%	0	0.0%	0	0.0%	0	0.0%	0	0.0%	0	0.0%	0	0.0%	0	0.0%	0	0.0%	0	0.0%	0	0.0%	0	0.0%	0	0.0%	0	0.0%		
Welker, Wes	56	78.9%	4	9.3%	48	64.9%	0	0.0%	51	67.1%	0	0.0%	47	64.4%	0	0.0%	73	92.4%	0	0.0%	42	56.8%	0	0.0%	71	91.0%	0	0.0%	73	90.1%	0	0.0%		

	at S.D. (11/10)				vs. K.C. (11/17)				at N.E. (11/24)				at K.C. (12/1)				vs. Ten. (12/8)				vs. S.D. (12/12)				at Hou. (12/22)				at Oak. (12/29)				Reg. Season Totals			
	Off.	Pct.	ST	Pct.	Off.	Pct.	ST	Pct.	Off.	Pct.	ST	Pct.	Off.	Pct.	ST	Pct.	Off.	Pct.	ST	Pct.	Off.	Pct.	ST	Pct.	Off.	Pct.	ST	Pct.	Off.	Pct.	ST	Pct.				
Anderson, C.J.	0	0.0%	12	38.7%	1	1.3%	3	9.1%	10	11.1%	6	15.4%	0	0.0%	0	0.0%	1	1.1%	0	0.0%	0	0.0%	0	0.0%	0	0.0%	0	0.0%	0	0.0%	32	1.8%	36	6.7%		
Ball, Montee	19	31.7%	5	16.1%	22	27.5%	8	24.2%	16	17.8%	13	33.3%	24	34.3%	3	10.7%	42	44.2%	7	21.2%	19	35.2%	10	37.0%	19	25.0%	9	25.7%	31	40.8%	7	24.1%	212	25.8%	128	23.8%
Beadles, Zane	60	100.0%	4	12.9%	80	100.0%	6	18.2%	90	100.0%	5	12.8%	70	100.0%	5	17.9%	95	100.0%	9	27.3%	54	100.0%	4	14.8%	76	100.0%	7	20.0%	76	100.0%	6	20.7%	1198	99.3%	101	18.8%
Caldwell, Andre	12	20.0%	16	51.6%	20	25.0%	18	54.5%	3	3.3%	21	53.8%	16	22.9%	16	57.1%	13	13.7%	14	42.4%	37	68.5%	7	25.9%	30	39.5%	12	34.3%	51	67.1%	12	41.4%	260	21.5%	229	42.8%
Clady, Ryan	0	0.0%	0	0.0%	0	0.0%	0	0.0%	0	0.0%	0	0.0%	0	0.0%	0	0.0%	0	0.0%	0	0.0%	0	0.0%	0	0.0%	0	0.0%	0	0.0%	0	0.0%	0	0.0%	141	11.7%	13	2.4%
Clark, Chris	60	100.0%	4	12.9%	80	100.0%	6	18.2%	90	100.0%	5	12.8%	70	100.0%	5	17.9%	95	100.0%	9	27.3%	54	100.0%	4	14.8%	76	100.0%	7	20.0%	67	88.2%	6	20.7%	1057	87.6%	101	18.8%
Decker, Eric	49	81.7%	0	0.0%	68	85.0%	1	3.0%	88	97.8%	0	0.0%	67	95.7%	0	0.0%	84	88.4%	1	3.0%	54	100.0%	2	7.4%	69	90.8%	1	2.9%	61	80.3%	0	0.0%	1050	87.0%	9	1.7%
Dreessen, Joel	0	0.0%	11	35.5%	21	26.3%	22	66.7%	5	5.6%	18	46.2%	7	10.0%	16	57.1%	12	12.6%	22	66.7%	0	0.0%	11	40.7%	3	3.9%	14	40.0%	25	32.9%	17	58.6%	159	13.2%	218	40.5%
Dysett, Zac	0	0.0%	0	0.0%	0	0.0%	0	0.0%	0	0.0%	0	0.0%	0	0.0%	0	0.0%	0	0.0%	0	0.0%	0	0.0%	0	0.0%	0	0.0%	0	0.0%	0	0.0%	0	0.0%	0	0.0%	0	0.0%
Franklin, Orlando	60	100.0%	4	12.9%	80	100.0%	6	18.2%	90	100.0%	5	12.8%	70	100.0%	5	17.9%	87	91.6%	3	9.1%	54	100.0%	0	0.0%	76	100.0%	0	0.0%	75	98.7%	6	20.7%	1092	90.5%	69	12.8%
Green, Virgil	19	31.7%	19	61.3%	9	11.3%	23	69.7%	56	62.2%	21	53.8%	55	78.6%	13	46.4%	13	13.7%	19	57.6%	13	24.1%	14	51.9%	3	17.1%	21	60.0%	9	11.8%	18	62.1%	319	26.4%	298	55.4%
Hillman, Ronnie	0	0.0%	0	0.0%	0	0.0%	0	0.0%	0	0.0%	0	0.0%	0	0.0%	4	14.3%	0	0.0%	0	0.0%	0	0.0%	0	0.0%	3	3.9%	2	5.7%	28	36.8%	0	0.0%	157	13.0%	6	1.1%
Holliday, Winston	0	0.0%	12	38.7%	0	0.0%	10	30.3%	0	0.0%	10	25.6%	0	0.0%	1	3.6%	0	0.0%	0	0.0%	0	0.0%	7	25.9%	0	0.0%	11	31.4%	0	0.0%	9	31.0%	4	0.3%	151	28.1%
Justice, Trinton	0	0.0%	0	0.0%	0	0.0%	0	0.0%	0	0.0%	0	0.0%	0	0.0%	0	0.0%	8	8.4%	6	18.2%	0	0.0%	4	14.8%	0	0.0%	7	20.0%	10	13.2%	0	0.0%	18	1.5%	17	3.2%
Kuper, Chris	0	0.0%	0	0.0%	0	0.0%	0	0.0%	0	0.0%	0	0.0%	0	0.0%	0	0.0%	0	0.0%	0	0.0%	0	0.0%	0	0.0%	0	0.0%	0	0.0%	6	20.7%	106	8.8%	25	4.6%		
Manning, Peyton	60	100.0%	0	0.0%	80	100.0%	0	0.0%	90	100.0%	0	0.0%	70	100.0%	0	0.0%	95	100.0%	0	0.0%	54	100.0%	0	0.0%	73	96.1%	0	0.0%	44	57.9%	0	0.0%	1156	95.8%	0	0.0%
Moffitt, John	0	0.0%	0	0.0%	0	0.0%	0	0.0%	0	0.0%	0	0.0%	0	0.0%	0	0.0%	0	0.0%	0	0.0%	0	0.0%	0	0.0%	0	0.0%	0	0.0%	0	0.0%	0	0.0%	9	0.7%	15	2.8%
Moreno, Knowshon	41	68.3%	0	0.0%	58	72.5%	0	0.0%	63	70.0%	0	0.0%	44	62.9%	0	0.0%	53	55.8%	0	0.0%	35	64.8%	0	0.0%	49	64.5%	0	0.0%	17	22.4%	0	0.0%	703	58.2%	3	0.6%
Osweiler, Brock	0	0.0%	0	0.0%	0	0.0%	0	0.0%	0	0.0%	1	2.6%	0	0.0%	0	0.0%	0	0.0%	0	0.0%	0	0.0%	0	0.0%	3	3.9%	0	0.0%	32	42.1%	0	0.0%	51	4.2%	1	0.2%
Ramirez, Manny	60	100.0%	0	0.0%	80	100.0%	0	0.0%	90	100.0%	0	0.0%	70	100.0%	0	0.0%	95	100.0%	0	0.0%	54	100.0%	0	0.0%	76	100.0%	0	0.0%	76	100.0%	0	0.0%	1198	99.3%	7	1.3%
Tamme, Jacob	2	3.3%	22	71.0%	5	6.3%	23	69.7%	30	33.3%	28	71.7%	19	27.1%	18	64.3%	48	50.5%	18	54.5%	9	16.7%	15	55.6%	52	68.4%	19	54.3%	49	64.5%	10	34.5%	264	21.9%	329	61.2%
Thomas, Demaryius	54	90.0%	0	0.0%	72	90.0%	1	3.0%	89	98.9%	0	0.0%	55	78.6%	0	0.0%	89	93.7%	0	0.0%	54	100.0%	0	0.0%	69	90.8%	0	0.0%	58	76.3%	0	0.0%	1106	91.6%	6	1.1%
Thomas, Julius	60	100.0%	1	3.2%	60	75.0%	0	0.0%	0	0.0%	0	0.0%	0	0.0%	0	0.0%	72	75.8%	0	0.0%	49	90.7%	0	0.0%	73	96.1%	0	0.0%	0	0.0%	0	0.0%	901	74.6%	13	2.4%
Unrein, Mitch	0	0.0%	10	32.3%	0	0.0%	10	30.3%	0	0.0%	13	33.3%	0	0.0%	5	17.9%	1	1.1%	4	12.1%	0	0.0%	0	0.0%	0	0.0%	7	20.0%	0	0.0%	4	13.8%	9	0.7%	117	21.7%
Vallos, Steve	0	0.0%	4	12.9%	0	0.0%	6	18.2%	0	0.0%	5	12.8%	0	0.0%	10	35.7%	0	0.0%	14	42.4%	0	0.0%	10	37.0%	0	0.0%	2	5.7%	0	0.0%	0	0.0%	9	0.7%	107	19.9%
Vasquez, Louis	60	100.0%	4	12.9%	80	100.0%	6	18.2%	90	100.0%	5	12.8%	70	100.0%	5	17.9%	95	100.0%	9	27.3%	54	100.0%	4	14.8%	76	100.0%	7	20.0%	76	100.0%	6	20.7%	1207	100.0%	101	18.8%
Walton, J.D.	0	0.0%	0	0.0%	0	0.0%	0	0.0%	0	0.0%	0	0.0%	0	0.0%	0	0.0%	0	0.0%	0	0.0%	0	0.0%	0	0.0%	0	0.0%	0	0.0%	0	0.0%	0	0.0%	0	0.0%	0	0.0%
Welker, Wes	44	73.3%	0	0.0%	64	80.0%	1	3.0%	90	100.0%	3	7.7%	63	90.0%	5	17.9%	48	50.5%	3	9.1%	0	0.0%	0	0.0%	0	0.0%	0	0.0%	0	0.0%	0	0.0%	770	63.8%	16	3.0%

BRONCOS 2013 DEFENSIVE PLAY-TIME ANALYSIS

	vs. Bal. (9/5)				at NYG (9/15)				vs. Oak. (9/23)				vs. Phi. (9/29)				at Dal. (10/6)				vs. Jac. (10/13)				at Ind. (10/20)				vs. Was. (10/27)							
	Def.	Pct.	ST	Pct.	Def.	Pct.	ST	Pct.	Def.	Pct.	ST	Pct.	Def.	Pct.	ST	Pct.	Def.	Pct.	ST	Pct.	Def.	Pct.	ST	Pct.	Def.	Pct.	ST	Pct.	Def.	Pct.	ST	Pct.				
Adams, Mike	28	31.5%	27	62.8%	36	45.6%	21	58.3%	36	66.7%	18	62.1%	0	0.0%	21	61.8%	14	24.1%	16	48.5%	18	25.0%	16	57.1%	41	57.7%	16	48.5%	41	57.7%	16	48.5%				
Ayers, Robert	70	78.7%	5	11.6%	59	74.7%	4	11.1%	30	55.6%	3	10.3%	42	59.2%	5	14.7%	17	29.3%	0	0.0%	0	0.0%	0	0.0%	21	28.4%	0	0.0%	26	36.6%	0	0.0%				
Bailey, Champ	0	0.0%	0	0.0%	0	0.0%	0	0.0%	0	0.0%	0	0.0%	0	0.0%	0	0.0%	0	0.0%	0	0.0%	70	97.2%	0	0.0%	31	41.9%	0	0.0%	0	0.0%	0	0.0%				
Bolden, Omar	0	0.0%	24	55.8%	0	0.0%	15	41.7%	2	3.7%	14	48.3%	0	0.0%	14	41.2%	7	12.1%	24	72.7%	8	11.1%	16	57.1%	1	1.4%	29	61.7%	1	1.4%	14	42.4%				
Bruton, David	2	2.2%	34	79.1%	28	35.4%	29	80.6%	7	13.0%	21	72.4%	1	1.4%	26	76.5%	0	0.0%	24	72.7%	0	0.0%	23	82.1%	0	0.0%	41	87.2%	4	5.6%	26	78.8%				
Carter, Tony	65	73.0%	21	48.8%	63	79.7%	13	36.1%	6	11.1%	3	10.3%	64	90.1%	0	0.0%	30	51.7%	9	27.3%	0	0.0%	0	0.0%	0	0.0%	0	0.0%	0	0.0%	0	0.0%	0	0.0%		
Harris, Chris	80	89.9%	0	0.0%	79	100.0%	0	0.0%	54	100.0%	1	3.4%	70	98.6%	0	0.0%	32	55.2%	0	0.0%	68	94.4%	0	0.0%	69	93.2%	0	0.0%	69	97.2%	0	0.0%	0	0.0%		
Fua, Sione	0	0.0%	0	0.0%	0	0.0%	0	0.0%	0	0.0%	0	0.0%	0	0.0%	0	0.0%	0	0.0%	0	0.0%	0	0.0%	0	0.0%	0	0.0%	0	0.0%	0	0.0%	0	0.0%	0	0.0%		
Huff, Michael	0	0.0%	0	0.0%	0	0.0%	0	0.0%	0	0.0%	0	0.0%	0	0.0%	0	0.0%	0	0.0%	0	0.0%	0	0.0%	0	0.0%	0	0.0%	0	0.0%	0	0.0%	0	0.0%	0	0.0%		
Ihenacho, Duke	78	87.6%	1	2.3%	63	79.7%	0	0.0%	25	46.3%	1	3.4%	70	98.6%	0	0.0%	53	91.4%	0	0.0%	66	91.7%	0	0.0%	74	100.0%	1	2.1%	35	49.3%	0	0.0%	0	0.0%		
Irving, Nate	23	25.8%	23	53.5%	16	20.3%	19	52.8%	24	44.4%	14	48.3%	28	39.4%	17	50.0%	29	50.0%	8	24.2%	29	40.3%	14	50.0%	14	18.9%	41	87.2%	16	22.5%	26	78.8%				
Jackson, Malik	36	40.4%	9	20.9%	32	40.5%	10	27.8%	24	44.4%	7	24.1%	37	52.1%	9	26.5%	22	37.9%	14	42.4%	47	65.3%	5	17.9%	36	48.6%	10	21.3%	34	47.9%	4	12.1%	0	0.0%		
Jammer, Quentin	0	0.0%	0	0.0%	0	0.0%	0	0.0%	0	0.0%	0	0.0%	1	1.4%	16	47.1%	0	0.0%	0	0.0%	0	0.0%	8	28.6%	0	0.0%	0	0.0%	19	26.8%	16	48.5%	0	0.0%		
Johnson, Steven	0	0.0%	34	79.1%	0	0.0%	29	80.6%	1	1.9%	21	72.4%	0	0.0%	26	76.5%	2	3.4%	24	72.7%	0	0.0%	23	82.1%	0	0.0%	41	87.2%	0	0.0%	26	78.8%				
Knighton, Terrance	35	39.3%	7	16.3%	28	35.4%	7	19.4%	25	46.3%	7	24.1%	40	56.3%	10	29.4%	33	56.9%	9	27.3%	42	58.3%	9	32.1%	40	54.1%	13	27.7%	45	63.4%	11	33.3%	0	0.0%		
Lenon, Paris	8	9.0%	13	30.2%	2	2.5%	13	36.1%	1	1.9%	10	34.5%	0	0.0%	0	0.0%	0	0.0%	0	0.0%	36	50.0%	0	0.0%	62	83.8%	9	19.1%	2	2.8%	15	45.5%				
Marshall, Brandon	0	0.0%	0	0.0%	0	0.0%	0	0.0%	0	0.0%	0	0.0%	0	0.0%	0	0.0%	0	0.0%	0	0.0%	0	0.0%	0	0.0%	0	0.0%	0	0.0%	0	0.0%	0	0.0%	0	0.0%		
Miller, Von	0	0.0%	0	0.0%	0	0.0%	0	0.0%	0	0.0%	0	0.0%	0	0.0%	0	0.0%	0	0.0%	0	0.0%	0	0.0%	0	0.0%	70	94.6%	0	0.0%	61	85.9%	0	0.0%	0	0.0%		
Mincey, Jeremy	0	0.0%	0	0.0%	0	0.0%	0	0.0%	0	0.0%	0	0.0%	0	0.0%	0	0.0%	0	0.0%	0	0.0%	0	0.0%	0	0.0%	0	0.0%	0	0.0%	0	0.0%	0	0.0%	0	0.0%		
Moore, Rahim	87	97.8%	1	2.3%	77	97.5%	0	0.0%	52	96.3%	0	0.0%	71	100.0%	0	0.0%	58	100.0%	0	0.0%	72	100.0%	0	0.0%	73	98.6%	0	0.0%	70	98.6%	0	0.0%	0	0.0%		
Phillips, Shaun	60	67.4%	1	2.3%	48	60.8%	1	2.8%	39	72.2%	1	3.4%	47	66.2%	1	2.9%	48	82.8%	6	18.2%	60	83.3%	0	0.0%	40	54.1%	1	2.1%	41	57.7%	0	0.0%	0	0.0%		
Robinson, Adrian	0	0.0%	21	48.8%	8	10.1%	18	50.0%	0	0.0%	16	55.2%	2	2.8%	17	50.0%	3	4.2%	15	53.6%	0	0.0%	0	0.0%	0	0.0%	0	0.0%	0	0.0%	0	0.0%	0	0.0%	0	0.0%
Rodgers-Cromartie, D.	70	78.7%	7	16.3%	71	89.9%	8	22.2%	46	85.2%	6	20.7%	65	91.5%	3	8.8%	56	96.6%	7	21.2%	62	86.1%	4	14.3%	42	56.8%	12	25.5%	43	60.6%	7	21.2%	0	0.0%		
Trevathan, Danny	66	74.2%	16	37.2%	51	64.6%	5	13.9%	43	79.6%	3	10.3%	56	78.9%	3	8.8%	54	93.1%	4	12.1%	71	98.6%	8	28.6%	69	93.2%	8	17.0%	52	73.2%	3	9.1%	0	0.0%		
Unrein, Mitch	37	41.6%	10	23.3%	22	27.8%	10	27.8%	15	27.8%	6	20.7%	30	42.3%	8	23.5%	12	20.7%	14	42.4%	21	29.2%	13	46.4%	9	12.2%	15	31.9%	25	35.2%	8	24.2%				
Vickerson, Kevin	36	40.4%	1	2.3%	29	36.7%	0	0.0%	31	57.4%	1	3.4%	38	53.5%	1	2.9%	33	56.9%	0	0.0%	32	44.4%	6	21.4%	38	51.4%	12	25.5%	42	59.2%	11	33.3%				
Webster, Kayvon	29	32.6%	22	51.2%	6	7.6%	20	55.6%	25	46.3%	18	62.1%	4	5.6%	23	67.6%	49	84.5%	8	24.2%	12	16.7%	18	64.3%	53	71.6%	31	66.0%	42	59.2%	15	45.5%				
Williams, Sylvester	16	18.0%	0	0.0%	19	24.1%	0	0.0%	8	14.8%	1	3.4%	0	0.0%	0	0.0%	4	6.9%	0	0.0%	18	25.0%	0	0.0%	19	25.7%	0	0.0%	0	0.0%	0	0.0%	0	0.0%		
Wolfe, Derek	68	76.4%	6	14.0%	61	77.2%	5	13.9%	46	85.2%	4	13.8%	48	67.6%	5	14.7%	51	87.9%	6	18.2%	57	79.2%	4	14.3%	47	63.5%	7	14.9%	42	59.2%	1	3.0%				
Woodyard, Wesley	84	94.4%	5	11.6%	71	89.9%	6	16.7%	54	100.0%	5	17.2%	67	94.4%	6	17.6%	21	36.2%	2	6.1%	0	0.0%	0	0.0%	0	0.0%	71	100.0%	4	12.1%						

	at S.D. (11/10)				vs. K.C. (11/17)				at N.E. (11/24)				at K.C. (12/1)				vs. Ten. (12/8)				vs. S.D. (12/12)				at Hou. (12/22)				at Oak. (12/29)				Reg. Season Totals			
	Def.	Pct.	ST	Pct.	Def.	Pct.	ST	Pct.	Def.	Pct.	ST	Pct.	Def.	Pct.	ST	Pct.	Def.	Pct.	ST	Pct.	Def.	Pct.	ST	Pct.	Def.	Pct.	ST	Pct.	Def.	Pct.	ST	Pct.	Def.	Pct.	ST	Pct.
Adams, Mike	67	91.8%	12	38.7%	54	69.2%	17	51.5%	87	100.0%	12	30.8%	72	100.0%	8	28.6%	50	100.0%	10	30.3%	73	100.0%	8	29.6%	67	100.0%	11	31.4%	43	70.5%	11	37.9%	692	61.3%	253	47.0%
Ayers, Robert	19	26.0%	5	16.1%	28	35.9%	4	12.1%	15	17.2%	6	15.4%	35	48.6%	5	17.9%	23	46.0%	4	12.1%	31	42.5%	5	18.5%	47	70.1%	3	8.6%	44	72.1%	3	10.3%	507	44.9%	52	9.7%
Bailey, Champ	0	0.0%	0	0.0%	0	0.0%	0	0.0%	0	0.0%	0	0.0%	30	41.7%	0	0.0%	0	0.0%	0	0.0%	0	0.0%	0	0.0%	35	52.2%	0	0.0%	22	36.1%	0	0.0%	188	16.7%	0	0.0%
Bolden, Omar	3	4.1%	17	54.8%	12	15.4%	21	63.6%	1	1.1%	12	30.8%	3	4.2%	22	78.6%	41	82.0%	10	30.3%	71	97.3%	7	25.9%	33	49.3%	9	25.7%	25	41.0%	17	58.6%	208	18.4%	265	49.3%
Bruton, David	17	23.3%	27	87.1%	15	19.2%	26	78.8%	4	4.6%	34	87.2%	19	26.4%	21	75.0%	5	10.0%	24	72.7%	3	4.1%	22	81.5%	7	10.4%	28	80.0%	35	57.4%	23	79.3%	147	13.0%	429	79.7%
Carter, Tony	1	1.4%	0	0.0%	0	0.0%	0	0.0%	2	2.3%	17	43.6%	3	4.2%	7	25.0%	0	0.0%	11	33.3%	0	0.0%	8	29.6%	4	6.0%	23	65.7%	28	45.9%	12	41.4%	266	23.6%	124	23.0%
Harris, Chris	73	100.0%	0	0.0%	76	97.4%	1	3.0%	87	100.0%	1	2.6%	72	100.0%	1	3.6%	47	94.0%	0	0.0%	68	93.2%	1	3.7%	66	98.5%	0	0.0%	32	52.5%	0	0.0%	1042	92.3%	5	0.9%
Fua, Sione	0	0.0%	0	0.0%	0	0.0%	0	0.0%	0	0.0%	0	0.0%	0	0.0%	0	0.0%	10	20.0%	1	3.0%	2	2.7%	0	0.0%	0	0.0%	0	0.0%	0	0.0%	0	0.0%	12	1.1%	1	0.2%
Huff, Michael	0	0.0%	0	0.0%	0	0.0%	0	0.0%	0	0.0%	0	0.0%	0	0.0%	2	7.1%	0	0.0%	0	0.0%	0	0.0%	0	0.0%	15	22.4%	0	0.0%	25	41.0%	0	0.0%	40	3.5%	2	0.4%

POSTSEASON PLAY-TIME ANALYSIS (OFF.)

	vs S.D. (1/12)				vs. N.E. (1/19)				vs. Sea. (2/2)				Postseason Totals			
	Off.	Pct.	ST	Pct.	Off.	Pct.	ST	Pct.	Off.	Pct.	ST	Pct.	Off.	Pct.	ST	Pct.
Anderson, C.J.	0	0.0%	0	0.0%	0	0.0%	0	0.0%	3	4.3%	0	0.0%	3	1.4%	0	0.0%
Ball, Montee	18	25.0%	0	0.0%	33	43.4%	1	4.3%	37	53.6%	3	14.3%	88	40.6%	4	6.1%
Beadles, Zane	72	100.0%	5	22.7%	76	100.0%	6	26.1%	69	100.0%	0	0.0%	217	100.0%	11	16.7%
Caldwell, Andre	8	11.1%	0	0.0%	15	19.7%	3	13.0%	11	15.9%	2	9.5%	34	15.7%	5	7.6%
Clark, Chris	72	100.0%	5	22.7%	76	100.0%	6	26.1%	69	100.0%	0	0.0%	217	100.0%	11	16.7%
Decker, Eric	69	95.8%	6	27.3%	68	89.5%	5	21.7%	69	100.0%	1	4.8%	206	94.9%	12	18.2%
Dreessen, Joel	0	0.0%	0	0.0%	0	0.0%	0	0.0%	0	0.0%	0	0.0%	0	0.0%	0	0.0%
Dysert, Zac	0	0.0%	0	0.0%	0	0.0%	0	0.0%	0	0.0%	0	0.0%	0	0.0%	0	0.0%
Franklin, Orlando	72	100.0%	5	22.7%	76	100.0%	6	26.1%	69	100.0%	0	0.0%	217	100.0%	11	16.7%
Green, Virgil	6	8.3%	9	40.9%	12	15.8%	11	47.8%	2	2.9%	12	57.1%	20	9.2%	32	48.5%
Hillman, Ronnie	0	0.0%	0	0.0%	0	0.0%	0	0.0%	0	0.0%	0	0.0%	0	0.0%	0	0.0%
Holliday, Trindon	0	0.0%	4	18.2%	0	0.0%	4	17.4%	1	1.4%	9	42.9%	1	0.5%	17	25.8%
Justice, Winston	0	0.0%	0	0.0%	0	0.0%	1	4.3%	0	0.0%	0	0.0%	0	0.0%	1	1.5%
Kuper, Chris	0	0.0%	0	0.0%	0	0.0%	0	0.0%	0	0.0%	0	0.0%	0	0.0%	0	0.0%
Manning, Peyton	72	100.0%	0	0.0%	76	100.0%	0	0.0%	69	100.0%	0	0.0%	217	100.0%	0	0.0%
Moreno, Knowshon	50	69.4%	0	0.0%	41	53.9%	0	0.0%	26	37.7%	0	0.0%	117	53.9%	0	0.0%
Osweiler, Brock	0	0.0%	0	0.0%	0	0.0%	0	0.0%	0	0.0%	0	0.0%	0	0.0%	0	0.0%
Painter, Vinston	0	0.0%	0	0.0%	0	0.0%	0	0.0%	0	0.0%	0	0.0%	0	0.0%	0	0.0%
Ramirez, Manny	72	100.0%	5	22.7%	76	100.0%	6	26.1%	69	100.0%	0	0.0%	217	100.0%	11	16.7%
Tamme, Jacob	7	9.7%	13	59.1%	14	18.4%	18	78.3%	4	5.8%	14	66.7%	25	11.5%	45	68.2%
Thomas, Demaryius	68	94.4%	2	9.1%	59	77.6%	2	8.7%	60	87.0%	0	0.0%	187	86.2%	4	6.1%
Thomas, Julius	66	91.7%	0	0.0%	66	86.8%	0	0.0%	65	94.2%	0	0.0%	197	90.8%	0	0.0%
Unrein, Mitch	0	0.0%	0	0.0%	4	5.3%	6	26.1%	0	0.0%	15	71.4%	4	1.8%	21	31.8%
Vallos, Steve	0	0.0%	7	31.8%	0	0.0%	8	34.8%	15	21.7%	7	33.3%	15	6.9%	22	33.3%
Vasquez, Louis	72	100.0%	5	22.7%	76	100.0%	6	26.1%	54	78.3%	0	0.0%	202	93.1%	11	16.7%
Welker, Wes	68	94.4%	0	0.0%	68	89.5%	0	0.0%	67	97.1%	0	0.0%	203	93.5%	0	0.0%

POSTSEASON PLAY-TIME ANALYSIS (DEF.)

	vs S.D. (1/12)				vs. N.E. (1/19)				vs. Sea. (2/2)				Postseason Totals			
	Def.	Pct.	ST	Pct.	Def.	Pct.	ST	Pct.	Def.	Pct.	ST	Pct.	Def.	Pct.	ST	Pct.
Adams, Mike	51	100.0%	10	45.5%	59	100.0%	7	30.4%	60	100.0%	8	38.1%	170	100.0%	25	37.9%
Ayers, Robert	30	58.8%	4	18.2%	41	69.5%	2	8.7%	29	48.3%	7	33.3%	100	58.8%	13	19.7%
Bailey, Champ	28	54.9%	0	0.0%	56	94.9%	0	0.0%	54	90.0%	0	0.0%	138	81.2%	0	0.0%
Bolden, Omar	0	0.0%	11	50.0%	0	0.0%	13	56.5%	0	0.0%	20	95.2%	0	0.0%	44	66.7%
Bruton, David	9	17.6%	17	77.3%	14	23.7%	17	73.9%	1	1.7%	21	100.0%	24	14.1%	55	83.3%
Carter, Tony	0	0.0%	0	0.0%	33	55.9%	0	0.0%	31	51.7%	0	0.0%	64	37.6%	0	0.0%
Cole, Marquice	0	0.0%	0	0.0%	0	0.0%	0	0.0%	0	0.0%	3	14.3%	0	0.0%	3	4.5%
Harris, Chris	26	51.0%	0	0.0%	0	0.0%	0	0.0%	0	0.0%	0	0.0%	26	15.3%	0	0.0%
Fua, Sione	0	0.0%	0	0.0%	0	0.0%	0	0.0%	0	0.0%	0	0.0%	0	0.0%	0	0.0%
Huff, Michael	19	37.3%	0	0.0%	11	18.6%	0	0.0%	0	0.0%	0	0.0%	30	17.6%	0	0.0%
Ihenacho, Duke	36	70.6%	9	40.9%	56	94.9%	8	34.8%	58	96.7%	4	19.0%	150	88.2%	21	31.8%
Irving, Nate	25	49.0%	11	50.0%	23	39.0%	12	52.2%	29	48.3%	11	52.4%	77	45.3%	34	51.5%
Jackson, Malik	38	74.5%	3	13.6%	41	69.5%	2	8.7%	45	75.0%	6	28.6%	124	72.9%	11	16.7%
Jammer, Quentin	25	49.0%	13	59.1%	0	0.0%	9	39.1%	0	0.0%	0	0.0%	25	14.7%	22	33.3%
Johnson, Steven	0	0.0%	17	77.3%	0	0.0%	17	73.9%	2	3.3%	20	95.2%	2	1.2%	54	81.8%
Knighton, Terrance	32	62.7%	8	36.4%	26	44.1%	3	13.0%	44	73.3%	1	4.8%	102	60.0%	12	18.2%
Lenon, Paris	23	45.1%	6	27.3%	20	33.9%	0	0.0%	22	36.7%	7	33.3%	65	38.2%	13	19.7%
Marshall, Brandon	0	0.0%	11	50.0%	0	0.0%	12	52.2%	0	0.0%	13	61.9%	0	0.0%	36	54.5%
Mincey, Jeremy	14	27.5%	1	4.5%	16	27.1%	1	4.3%	18	30.0%	7	33.3%	48	28.2%	9	13.6%
Phillips, Shaun	42	82.4%	0	0.0%	51	86.4%	0	0.0%	51	85.0%	0	0.0%	144	84.7%	0	0.0%
Rodgers-Cromartie, D.	50	98.0%	8	36.4%	53	89.8%	5	21.7%	58	96.7%	8	38.1%	161	94.7%	21	31.8%
Trevathan, Danny	51	100.0%	2	9.1%	58	98.3%	3	13.0%	60	100.0%	2	9.5%	169	99.4%	7	10.6%
Unrein, Mitch	11	21.6%	6	27.3%	22	37.3%	6	26.1%	20	33.3%	15	71.4%	53	31.2%	27	40.9%
Webster, Kayvon	1	2.0%	7	31.8%	11	18.6%	12	52.2%	0	0.0%	4	19.0%	12	7.1%	23	34.8%
Williams, Sylvester	29	56.9%	1	4.5%	29	49.2%	1	4.3%	35	58.3%	1	4.8%	93	54.7%	3	4.5%
Wolfe, Derek	0	0.0%	0	0.0%	0	0.0%	0	0.0%	0	0.0%	0	0.0%	0	0.0%	0	0.0%
Woodyard, Wesley	21	41.2%	11	50.0%	29	49.2%	13	56.5%	43	71.7%	18	85.7%	93	54.7%	42	63.6%

POSTSEASON PLAY-TIME ANALYSIS (S.T.)

	vs S.D. (1/12)				vs. N.E. (1/19)				vs. Sea. (2/2)				Postseason Totals			
	O/D	Pct.	ST	Pct.	O/D	Pct.	ST	Pct.	O/D	Pct.	ST	Pct.	O/D	Pct.	ST	Pct.
Brewer, Aaron	-	-	5	22.7%	-	-	7	30.4%	-	-	2	9.5%	-	-	14	21.2%
Colquitt, Britton	-	-	5	22.7%	-	-	7	30.4%	-	-	3	14.3%	-	-	15	22.7%
Prater, Matt	-	-	10	45.5%	-	-	13	56.5%	-	-	2	9.5%	-	-	25	37.9%

BRONCOS 2013 GAME-BY-GAME STATISTICS

	vs. Bal. (9/6)	at NYG (9/15)	vs. Oak. (9/23)	vs. Phi. (9/29)	at Dal. (10/6)	vs. Jac. (10/13)	at Ind. (10/20)	vs. Was. (10/27)	at S.D. (11/10)	vs. K.C. (11/17)	at N.E. (11/24)	at K.C. (12/1)	vs. Ten. (12/8)	vs. S.D. (12/12)	at Hou. (12/22)	at Oak. (12/29)	REG. SEASON TOTAL	vs. S.D. (1/12)	vs. N.E. (1/19)	POSTSEASON TOTAL
First Downs																				
Total	24	23	31	35	34	26	23	29	22	24	28	25	39	19	25	28	435	26	27	71
Rushing	2	5	9	11	9	8	2	6	5	6	15	6	9	1	4	9	107	13	5	20
Passing	20	18	20	19	20	14	19	23	17	15	11	17	25	16	20	19	293	11	21	45
Penalty	2	0	2	5	5	4	2	0	0	3	2	2	5	2	1	0	35	2	1	6
Third-Down Efficiency																				
Converted	8	8	5	5	9	7	5	4	3	6	9	8	5	2	2	9	95	9	7	22
Attempts	15	15	9	8	13	13	16	12	8	16	18	14	13	9	11	15	205	13	13	39
Efficiency	53.3%	53.3%	55.6%	62.5%	69.2%	53.9%	31.3%	33.3%	37.5%	37.5%	50.0%	57.1%	38.5%	22.2%	18.2%	60.0%	46.3%	69.2%	53.8%	56.4%
Fourth-Down Efficiency																				
Converted	0	0	0	0	0	1	1	2	0	0	0	0	3	1	0	0	8	0	1	1
Attempts	0	0	0	0	0	1	1	2	0	0	0	0	3	1	1	0	9	0	1	4
Efficiency	0%	0%	0%	0%	0%	100%	100%	100%	0%	0%	0%	0%	100%	100%	0%	0%	89%	0%	100%	25%
Total Offense																				
Net Yards	510	414	536	472	517	407	429	446	397	427	412	535	551	295	511	458	7317	363	507	1176
Plays	68	72	73	71	73	71	73	80	60	76	86	66	91	53	70	73	1156	70	71	205
Avg./play	7.5	5.8	7.3	6.6	7.1	5.7	5.9	5.6	6.6	5.6	4.8	8.1	6.1	5.6	7.3	6.3	6.3	5.2	7.1	5.7
Rushing																				
Net Yards	65	107	164	141	103	112	64	107	84	104	280	132	154	18	114	124	1873	133	107	267
Attempts	23	29	35	33	31	29	20	34	22	36	48	31	32	11	18	29	461	34	28	76
Avg./rush	2.8	3.7	4.7	4.3	3.3	3.9	3.2	3.1	3.8	2.9	5.8	4.3	4.8	1.6	6.3	4.3	4.1	3.9	3.8	3.5
TFL - yds.	2-3	2-6	0-0	2-3	4-9	3-11	2-3	2-3	1-2	1-1	2-2	4-11	2-4	3-9	0-0	4-10	34-77	2-3	2-6	7-16
Passing																				
Net Yards	445	307	372	331	414	295	365	339	313	323	132	403	397	277	397	334	5,444	230	400	909
Sacks	3	0	1	1	0	0	4	2	2	0	2	0	0	1	1	3	20	0	0	1
Yds. Lost	17	0	2	6	0	0	21	15	17	0	18	0	0	12	3	17	128	0	0	1
Gross Yds.	462	307	374	337	414	295	386	354	330	323	150	403	397	289	400	351	5,572	230	400	910
Attempts	42	43	37	37	42	42	49	44	36	40	36	35	59	41	51	41	675	36	43	128
Compl.	27	30	32	30	33	28	29	30	25	24	19	22	39	27	32	34	461	25	32	91
Pct.	64.3%	69.8%	86.5%	81.1%	78.6%	66.7%	59.2%	68.2%	69.4%	60.0%	52.8%	62.9%	66.1%	65.9%	62.7%	82.9%	68.3%	69.4%	74.4%	71.1%
Int.	0	0	0	0	1	1	1	3	0	0	1	2	0	1	0	0	10	1	0	3
Avg./play	9.9	7.1	9.8	8.7	9.9	7.0	6.9	7.4	8.2	8.1	3.5	11.5	6.7	6.6	7.6	7.6	7.9	6.4	9.3	7.1
Kickoffs																				
No.	8	8	8	9	9	6	8	8	5	6	6	6	9	5	7	7	115	5	7	15
In End Zone-TB	8-8	8-3	8-6	9-8	8-4	6-6	6-3	8-8	5-5	6-5	3-3	6-3	8-4	4-4	7-6	7-5	107-81	5-5	7-7	12-12
Punts																				
No.	7	5	1	2	0	3	7	3	5	6	8	3	2	4	6	4	66	0	1	3
Yards	319	210	37	92	0	129	331	147	233	275	325	132	65	186	292	120	2893	0	48	108
Avg.	45.6	42.0	37.0	46.0	0.0	43.0	47.3	49.0	46.6	45.8	40.6	44.0	32.5	46.5	48.7	30.0	43.8	0	48.0	36.0
Net Avg.	40.9	39.4	37.0	35.5	0.0	42.3	42.3	37.0	42.6	40.3	35.8	44.0	32.5	43.8	37.0	24.8	38.8	0	28.0	29.3
Had Blocked	0	0	0	0	0	0	0	0	0	0	0	0	0	0	0	1	1	0	0	0
Kicks, Had Blocked																				
Field Goals-PATs	0-0	0-0	0-0	0-0	0-0	0-0	0-0	0-0	0-0	0-0	0-0	0-0	0-0	0-0	0-0	0-0	0-0	0-0	0-0	0-0
Punt Returns																				
No.	6	4	3	2	1	1	4	1	2	3	4	3	4	0	5	1	44	3	0	4
Yards	63	121	34	0	9	1	16	10	6	17	13	5	27	0	21	0	343	66	0	75
Avg.	10.5	30.3	11.3	0.0	9.0	1.0	4.0	10.0	3.0	5.7	3.3	1.7	6.8	0.0	4.2	0.0	7.8	22	0.0	18.8
Kickoff Returns																				
No.	0	2	1	1	4	0	4	1	4	1	3	4	5	4	4	1	39	3	1	9
Yards	0	34	8	105	93	0	123	30	103	28	36	81	126	108	99	0	974	77	4	186
Avg.	0.0	17.0	8.0	105.0	23.3	0.0	30.8	30.0	25.8	28.0	12.0	20.3	25.2	27.0	24.8	0.0	25.0	25.7	4.0	20.7
Interception Returns																				
No.	2	4	0	0	1	2	0	4	0	0	0	1	1	0	2	0	17	0	0	0
Yards	29	0	0	0	0	10	0	97	0	0	0	0	2	0	3	0	141	0	0	0
Avg.	14.5	0.0	0.0	0.0	0.0	5.0	0.0	24.3	0.0	0.0	0.0	0.0	2.0	0.0	1.5	0.0	8.3	0.0	0.0	0.0
Penalties																				
Number	8	13	5	2	5	4	12	6	3	13	9	10	7	6	8	6	117	6	4	15
Yds. Lost	61	132	40	25	55	31	103	57	28	82	85	75	60	43	67	56	1000	50	34	128
Fumbles																				
No.	3	2	3	0	2	3	4	1	2	1	5	0	0	0	1	0	27	1	0	5
Lost	2	1	2	0	1	2	2	1	1	1	3	0	0	0	0	0	16	1	0	3
Touchdowns																				
Total TDs	7	5	4	7	6	5	4	6	4	3	4	5	6	2	4	4	76	3	2	6
Rush	0	2	1	1	2	3	1	1	0	2	1	0	2	0	0	0	16	1	0	1
Pass	7	2	3	4	4	2	3	4	4	1	2	5	4	2	4	4	55	2	2	5
Returns	0	1	0	2	0	0	0	1	0	0	1	0	0	0	0	0	5	0	0	0
Extra Points																				
Made-Attempts	7-7	5-5	4-4	7-7	6-6	5-5	3-4	6-6	4-4	3-3	4-4	5-5	6-6	2-2	4-4	4-4	75-76	3-3	2-2	6-6
Kicking Md.-Att.	7-7	5-5	4-4	7-7	6-6	5-5	3-3	6-6	4-4	3-3	4-4	5-5	6-6	2-2	4-4	4-4	75-75	3-3	2-2	5-5
Rushing Md.-Att.	0-0	0-0	0-0	0-0	0-0	0-0	0-0	0-0	0-0	0-0	0-0	0-0	0-0	0-0	0-0	0-0	0-0	0-0	0-0	0-0
Passing Md.-Att.	0-0	0-0	0-0	0-0	0-0	0-0	0-1	0-0	0-0	0-0	0-0	0-0	0-0	0-0	0-0	0-0	0-1	0-0	0-0	1-1
Field Goals																				
Made-Attempts	0-0	2-2	3-3	1-1	3-3	0-0	2-2	1-1	0-0	2-3	1-1	0-0	3-3	2-2	3-3	2-2	25-26	1-2	4-4	5-6
Red Zone Efficiency																				
Scored-Attempts	2-2	2-3	4-6	5-5	6-7	4-5	3-5	3-4	2-2	3-4	3-4	3-3	5-7	2-3	1-3	3-4	51-67	3-4	2-6	6-12
Efficiency	100%	66.7%	66.7%	100%	85.7%	80%	60%	75%	100%	75%	75%	100%	71%	66.7%	33%	75%	76.1%	75%	33.3%	50.0%
Goal-to-Go Efficiency																				
Scored-Attempts	2-2	1-2	2-2	3-3	6-7	3-4	1-3	3-4	1-1	2-2	1-2	2-2	5-7	1-1	1-2	3-3	37-47	3-4	2-4	5-8
Efficiency	100%	50%	100%	100%	85.7%	75%	33.3%	75%	100%	100%	50%	100%	71%	100%	50%	100%	78.7%	75%	50.0%	62.5%
Safeties	0	0	0	0	0	0	0	0	0	0	0	0	0	0	0	0	0	0	0	0
Total Points	49	41	37	52	51	35	33	45	28	27	31	35	51	20	37	34	606	24	26	58
Time of Poss. Avg.	26:12	28:02	35:24	33:22	32:34	28:45	28:13	32:00	21:57	29:53	38:58	28:04	39:20	21:11	28:53	35:29	30:06	35:27	35:44	28:07

DENVER BRONCOS 2013 QUARTER-BY-QUARTER STATISTICS

FIRST QUARTER

	Pts.	Yds.	Rush	Pass	1st Dwn.	3rd Dwn.			4th Dwn.			Penalties		
						Md.	Att.	Pct.	Md.	Att.	Pct.	TOP	No.	Yds.
Denver	0	59	15	44	3	2	4	50.0%	0	0	0.0%	5:33	0	0
vs. Baltimore (9/5)	7	114	32	82	7	3	4	75.0%	0	0	0.0%	9:27	0	0
Denver	0	139	7	132	7	3	5	60.0%	0	0	0.0%	8:40	2	17
at N.Y.G. (9/15)	3	66	5	61	2	0	3	0.0%	0	0	0.0%	6:20	0	0
Denver	10	116	23	93	6	1	3	33.3%	0	0	0.0%	8:41	3	25
vs. Oakland (9/23)	0	42	28	14	1	0	3	0.0%	0	0	0.0%	6:19	3	20
Denver	14	69	10	59	4	2	2	100.0%	0	0	0.0%	4:05	0	0
vs. Phil. (9/29)	3	145	89	56	8	4	6	66.7%	0	0	0.0%	10:55	2	15
Denver	7	112	16	96	3	0	1	0.0%	0	0	0.0%	2:03	1	10
at Dallas (10/6)	14	179	18	161	12	2	2	100.0%	0	0	0.0%	12:57	0	0
Denver	14	117	29	88	9	2	3	66.7%	0	0	0.0%	8:10	2	16
vs. Jac. (10/13)	0	69	12	57	3	1	4	25.0%	0	1	0.0%	6:50	2	26
Denver	7	83	27	56	3	0	2	0.0%	0	0	0.0%	4:51	2	10
at Ind. (10/20)	10	101	23	78	5	1	5	20.0%	0	0	0.0%	10:09	2	10
Denver	7	129	35	94	8	1	3	33.3%	0	0	0.0%	8:02	1	5
vs. Was. (10/27)	0	56	36	20	3	2	5	40.0%	0	0	0.0%	6:58	0	0
Denver	7	85	0	85	2	0	0	0.0%	0	0	0.0%	0:57	1	8
at San Diego (11/10)	0	114	65	49	7	2	5	40.0%	1	1	100.0%	14:03	2	20
Denver	10	129	29	100	5	3	6	50.0%	0	0	0.0%	7:53	2	10
vs. K.C. (11/17)	0	48	13	35	4	0	3	0.0%	0	0	0.0%	7:07	2	10
Denver	17	75	71	4	6	2	4	50.0%	0	0	0.0%	8:07	1	15
at N.E. (11/24)	0	60	31	29	4	2	3	66.7%	0	0	0.0%	6:53	1	5
Denver	0	81	7	74	4	1	2	50.0%	0	0	0.0%	4:40	1	10
at Kansas City (12/1)	7	160	66	94	9	1	1	100.0%	0	0	0.0%	10:20	1	10
Denver	10	164	63	101	9	0	4	0.0%	2	2	100.0%	10:03	2	15
vs. Tennessee (12/8)	14	72	9	63	4	1	2	50.0%	0	0	0.0%	4:57	1	4
Denver	10	122	13	109	7	1	2	50.0%	0	0	0.0%	7:02	2	10
vs. S.D. (12/12)	3	68	40	28	5	1	2	50.0%	0	0	0.0%	7:58	1	5
Denver	3	170	42	128	7	1	3	33.3%	0	1	0.0%	9:12	4	27
at Houston (12/22)	3	57	12	45	2	0	3	0.0%	0	0	0.0%	5:48	0	0
Denver	14	139	33	106	11	3	3	100.0%	0	0	0.0%	9:33	1	10
at Oakland (12/29)	0	9	9	0	1	1	3	33.3%	0	0	0.0%	5:27	1	5
Denver	7	93	22	71	7	2	2	100.0%	0	0	0.0%	7:17	1	15
vs. San. Diego (1/12)	0	11	17	-6	2	1	4	25.0%	0	0	0.0%	7:43	1	5
Denver	3	110	-1	111	5	2	4	50.0%	0	0	0.0%	8:10	0	0
vs. N.E. (1/19)	0	63	6	57	2	1	4	25.0%	0	0	0.0%	6:50	1	10
Denver	0	11	1	10	0	0	2	0.0%	0	0	0.0%	3:19	0	0
vs. Seattle (2/2)	8	148	61	87	6	4	6	66.7%	0	0	0.0%	11:41	4	34
DEN. REG. SEASON TOT.	130	1789	420	1369	94	22	47	46.8%	2	3	0.0%	107:32	25	188
OPP. REG. SEASON TOT.	64	1360	488	872	77	21	54	38.9%	1	2	50.0%	132:28	18	130
DEN. POSTSEASON TOT.	0	214	22	192	12	4	8	50%	0	0	0.0%	18:46	1	15
OPP. POSTSEASON TOT.	0	74	23	51	4	2	8	25%	0	0	0.0%	26:14	2	15

THIRD QUARTER

	Pts.	Yds.	Rush	Pass	1st Dwn.	3rd Dwn.			4th Dwn.			Penalties		
						Md.	Att.	Pct.	Md.	Att.	Pct.	TDP	No.	Yds.
Denver	21	172	28	144	11	2	4	50.0%	0	0	0.0%	8:10	1	10
vs. Baltimore (9/5)	0	32	1	31	2	1	6	16.7%	0	0	0.0%	6:50	3	23
Denver	14	126	49	77	8	2	2	100.0%	0	0	0.0%	7:11	4	36
at N.Y.G. (9/15)	7	52	3	49	8	0	1	0.0%	0	0	0.0%	7:49	1	5
Denver	3	109	42	67	8	2	3	66.7%	0	0	0.0%	10:23	1	10
vs. Oakland (9/23)	7	85	5	80	3	1	2	50.0%	0	0	0.0%	4:37	3	42
Denver	21	214	56	158	18	0	0	0.0%	0	0	0.0%	11:53	0	0
vs. Phi. (9/29)	0	20	27	-7	1	0	2	0.0%	0	0	0.0%	3:07	2	11
Denver	10	132	21	111	7	3	4	75.0%	0	0	0.0%	10:54	3	35
at Dallas (10/6)	13	143	3	140	5	1	1	100.0%	0	0	0.0%	4:06	0	0
Denver	14	175	79	96	12	1	2	50.0%	1	1	100.0%	8:33	1	10
vs. Jac. (10/13)	7	67	32	35	5	1	2	50.0%	0	0	0.0%	6:27	3	26
Denver	3	77	30	47	5	0	4	0.0%	0	0	0.0%	8:14	6	64
at Ind. (10/20)	7	55	25	30	4	1	3	33.3%	0	0	0.0%	6:46	2	27
Denver	7	151	37	114	12	2	4	50.0%	1	1	100.0%	10:45	1	15
vs. Was. (10/27)	14	36	25	11	4	0	1	0.0%	0	0	0.0%	4:15	1	5
Denver	7	90	42	48	5	1	3	33.3%	0	0	0.0%	7:01	1	5
at San Diego (11/10)	7	37	12	25	3	1	3	33.3%	0	0	0.0%	7:59	1	5
Denver	7	94	39	55	5	1	4	25.0%	0	0	0.0%	7:24	1	10
vs. K.C. (11/17)	0	63	44	19	3	0	3	0.0%	0	0	0.0%	7:36	3	23
Denver	0	46	42	4	3	1	2	50.0%	0	0	0.0%	7:00	1	10
at N.E. (11/24)	21	177	14	163	11	2	2	100.0%	0	0	0.0%	8:00	0	0
Denver	14	244	73	171	10	4	4	100.0%	0	0	0.0%	10:18	2	20
at Kansas City (12/1)	0	46	18	28	3	0	2	0.0%	0	0	0.0%	4:42	3	44
Denver	14	167	45	122	14	1	1	100.0%	0	0	0.0%	10:54	1	10
vs. Tennessee (12/8)	7	94	24	70	4	1	1	100.0%	0	0	0.0%	4:06	2	15
Denver	0	32	3	29	2	0	1	0.0%	0	0	0.0%	2:46	2	10
vs. S.D. (12/12)	7	124	54	70	8	2	4	50.0%	0	0	0.0%	12:14	1	5
Denver	0	38	9	29	1	0	4	0.0%	0	0	0.0%	5:29	1	10
at Houston (12/22)	7	115	33	82	6	4	6	66.7%	0	0	0.0%	9:31	1	10
Denver	0	119	48	71	6	2	4	50.0%	0	0	0.0%	11:19	1	10
at Oakland (12/29)	0	25	2	23	1	0	2	0.0%	0	0	0.0%	3:41	0	0
Denver	3	83	17	66	6	2	4	50.0%	0	0	0.0%	10:37	1	5
vs. San. Diego (1/12)	0	34	10	24	1	1	2	50.0%	0	0	0.0%	4:23	3	20
Denver	7	129	34	95	8	2	2	100.0%	0	1	0.0%	9:33	0	0
vs. N.E. (1/19)	0	41	23	18	3	3	4	75.0%	0	0	0.0%	5:27	0	0
Denver	8	137	0	137	9	1	2	50.0%	0	0	0.0%	8:18	2	25
vs. Seattle (2/2)	14	79	25	54	4	1	2	50.0%	0	0	0.0%	6:42	3	35
DEN. TOTALS	135	1986	643	1343	127	22	46	47.8%	2	2	100.0%	138:14	27	265
OPP. TOTALS	104	1171	322	849	71	15	41	36.6%	0	0	0.0%	101:46	26	241
DEN. POSTSEASON TOT.	18	349	51	298	23	5	8	62.5%	0	1	0.0%	28:28	3	30
OPP. POSTSEASON TOT.	14	154	58	96	8	5	8	62.5%	0	0	0.0%	16:32	6	55

SECOND QUARTER

	Pts.	Yds.	Rush	Pass	1st Dwn.	3rd Dwn.			4th Dwn.			Penalties		
						Md.	Att.	Pct.	Md.	Att.	Pct.	TOP	No.	Yds.
Denver	14	115	5	110	6	1	3	33.0%	0	0	0.0%	5:17	3	20
vs. Baltimore (9/5)	10	115	23	92	8	3	8	37.5%	0	0	0.0%	9:43	4	30
Denver	10	93	25	68	5	1	4	25.0%	0	0	0.0%	5:05	4	36
at N.Y.G. (9/15)	6	133	14	119	8	1	4	25.0%	0	0	0.0%	9:55	2	11
Denver	17	203	32	171	10	1	2	50.0%	0	0	0.0%	8:22	1	5
vs. Oakland (9/23)	7	117	17	100	4	2	4	50.0%	0	0	0.0%	6:38	1	10
Denver	7	142	38	104	8	1	3	33.0%	0	0	0.0%	9:00	2	25
vs. Phi. (9/29)	10	126	12	114	5	1	3	33.0%	0	0	0.0%	6:00	3	20
Denver	21	130	63	67	13	3	3	100.0%	0	0	0.0%	8:59	0	0
at Dallas (10/6)	6	62	31	31	2	0	2	0.0%	0	0	0.0%	6:01	6	60
Denver	0	48	6	42	1	1	4	25.0%	0	0	0.0%	5:43	1	5
vs. Jac. (10/13)	12	106	14	92	6	1	5	20.0%	0	1	0.0%	9:17	1	5
Denver	7	51	6	45	4	3	6	50.0%	0	0	0.0%	7:20	2	9
at Ind. (10/20)	16	131	25	106	6	3	5	60.0%	0	0	0.0%	7:40	1	5
Denver	0	49	17	32	3	1	2	50.0%	0	0	0.0%	5:05	3	17
vs. Was. (10/27)	7	100	48	52	8	3	5	60.0%	0	0	0.0%	9:55	0	0
Denver	14	161	9	152	10	2	4	50.0%	0	0	0.0%	6:34	1	15
at San Diego (11/10)	6	85	48	37	5	0	3	0.0%	0	0	0.0%	8:26	0	0
Denver	7	120	18	102	10	1	2	50.0%	0	0	0.0%	6:41	4	21
vs. K.C. (11/17)	10	135	76	59	10	2	3	66.7%	0	0	0.0%	8:19	2	5
Denver	7	113	66	47	6	3	5	60.0%	0	0	0.0%	9:02	3	30
at N.E. (11/24)	0	74	42	32	4	1	4	25.0%	0	1	0.0%	5:58	1	10
Denver	14	133	25	108	6	2	5	40.0%	0	0	0.0%	7:36	1	5
at Kansas City (12/1)	14	78	40	38	4	1	4	25.0%	0	0	0.0%	7:24	2	15
Denver	10	135	17	118	9	3	4	75.0%	0	0	0.0%	9:13	4	35
vs. Tennessee (12/8)	7	80	46	34	4	0	3	0.0%	1	1	100.0%	5:47	4	32
Denver	0	-1	2	-3	0	0	3	0.0%	0	0	0.0%	3:58	1	5
vs. S.D. (12/12)	14	105	43	62	8	3	4	75.0%	0	0	0.0%	11:02	1	10
Denver	13	185	17	168	9	0	2	0.0%	0	0	0.0%	7:27	3	30
at Houston (12/22)	3	26	13	13	3	1	4	25.0%	0	0	0.0%	7:33	0	0
Denver	17	176	25	151	10	3	4	75.0%	0	0	0.0%	8:15	0	0
at Oakland (12/29)	0	46	19	27	3	2	4	50.0%	0	0	0.0%	6:45	0	0
Denver	7	84	55	29	6	1	3	33.3%	0	0	0.0%	8:53	1	10
vs. San. Diego (1/12)	0	34	27	7	2	0	2	0.0%	0	0	0.0%	6:07	3	15
Denver	10	160	57	103	10	3	4	75.0%	0	0	0.0%	9:30	2	14
vs. N.E. (1/19)	3	56	10	46	4	1	2	50.0%	0	0	0.0%	5:30	1	5
Denver	0	112	18	94	6	5	7	71.4%	0	1	0.0%	10:59	3	19
vs. Seattle (2/2)	14	18	11	7	3	0	0	0.0%	0	0	0.0%	4:01	0	0
DEN. TOTALS	158	1853	371	1482	110	26	56	46.4%	0	0	0.0%	113:37	33	258
OPP. TOTALS	128	1519	511	1008	88	24	65	36.9%	1	3	0.0%	126:23	28	213
DEN. POSTSEASON TOT.	17	356	130	226	22	9	14	64.3%	0	1	0.0%	29:22	6	43
OPP. POSTSEASON TOT.	17	108	48	60	9	1	4	25.0%	0	0	0.0%	15:38	4	20

DENVER BRONCOS 2013 HALF-BY-HALF STATISTICS

FIRST HALF

						3rd Dwn.			4th Dwn.			Penalties		
	Pts.	Yds.	Rush	Pass	1st Dwn.	Md.	Att.	Pct.	Md.	Att.	Pct.	TOP	No.	Yds.
Denver	14	174	20	154	9	3	7	42.9%	0	0	0%	10:50	3	20
vs. Baltimore (9/5)	17	229	55	174	15	6	12	50.0%	0	0	0%	19:10	4	30
Denver	10	232	34	200	12	4	9	44.4%	0	0	0.0%	13:45	6	53
at N.Y.G. (9/15)	9	199	19	180	10	1	7	14.3%	0	0	0.0%	16:15	2	11
Denver	27	319	55	264	16	2	5	40.0%	0	0	0.0%	17:03	4	30
vs. Oakland (9/23)	7	159	45	114	5	2	7	28.6%	0	0	0.0%	12:57	4	30
Denver	21	211	48	163	12	3	5	60.0%	0	0	0.0%	13:05	2	23
vs. Phi. (9/29)	13	271	101	170	13	5	9	55.6%	0	0	0.0%	16:55	5	35
Denver	28	242	79	163	16	3	4	75.0%	0	0	0.0%	11:02	1	10
at Dallas (10/6)	20	241	49	192	14	2	4	50.0%	0	0	0.0%	18:58	6	60
Denver	14	165	35	130	10	3	7	42.9%	0	0	0.0%	13:53	3	21
vs. Jac. (10/13)	12	175	26	149	9	2	9	22.2%	0	2	0.0%	16:07	3	31
Denver	14	134	33	101	7	3	8	37.5%	0	0	0.0%	12:11	4	19
at Ind. (10/20)	26	232	48	184	11	4	10	40.0%	0	0	0.0%	17:49	3	15
Denver	7	178	52	126	11	2	5	40.0%	0	0	0.0%	13:07	3	17
vs. Was. (10/27)	7	156	84	72	11	5	10	50.0%	0	0	0.0%	16:53	0	0
Denver	21	246	9	237	12	2	4	50.0%	0	0	0.0%	7:31	2	23
at San Diego (11/10)	6	199	113	86	12	2	8	25.0%	1	1	100.0%	22:29	2	20
Denver	17	249	47	202	15	4	8	50.0%	0	0	0.0%	14:34	6	31
vs. K.C. (11/17)	10	183	89	94	14	2	6	33.3%	0	0	0.0%	15:26	4	15
Denver	24	188	137	51	12	5	9	55.6%	0	0	0.0%	17:09	4	45
at N.E. (11/24)	0	134	73	61	8	3	7	42.9%	0	1	0.0%	12:51	2	15
Denver	14	214	32	182	10	3	7	42.9%	0	0	0.0%	12:16	2	15
at Kansas City (12/1)	21	238	106	132	13	2	5	40.0%	0	0	0.0%	17:44	3	25
Denver	20	299	80	219	18	3	8	37.5%	2	2	100.0%	19:16	6	50
vs. Tennessee (12/8)	21	152	55	97	8	1	5	20.0%	1	1	100.0%	10:44	5	36
Denver	10	121	15	106	7	1	5	20.0%	0	0	0.0%	11:00	3	15
vs. S.D. (12/12)	17	173	83	90	13	4	6	66.7%	0	0	0.0%	19:00	2	15
Denver	16	355	59	296	16	1	5	20.0%	0	1	0.0%	16:39	7	57
at Houston (12/22)	6	83	25	58	5	1	7	14.3%	0	0	0.0%	13:21	0	0
Denver	31	315	58	257	21	6	7	85.7%	0	0	0.0%	17:48	1	10
at Oakland (12/29)	0	55	28	27	4	3	7	42.9%	0	0	0.0%	12:12	1	5
Denver	14	177	77	100	13	3	5	60.0%	0	0	0.0%	16:10	2	25
vs. S.D. (1/12)	0	45	44	1	4	1	6	16.7%	0	0	0.0%	13:50	4	20
Denver	13	270	56	214	15	5	8	62.5%	0	0	0.0%	17:40	2	14
vs. N.E. (1/19)	3	119	16	103	6	2	6	33.3%	0	0	0.0%	12:20	2	15
Denver	0	123	19	104	6	5	9	56.0%	0	1	0.0%	14:18	3	19
vs. Seattle (2/2)	22	166	72	94	9	4	6	66.7%	0	0	0.0%	15:42	4	34
DEN. REG. SEASON TOT.	288	3642	793	2851	204	48	103	46.6%	2	3	66.7%	221:09	57	441
OPP. REG. SEASON TOT.	192	2879	999	1880	165	45	119	20.0%	2	5	40.0%	258:51	46	343
DEN. POSTSEASON TOT.	27	570	152	418	34	13	22	59.1%	0	1	0.0%	48:08	7	58
OPP. POSTSEASON TOT.	25	330	132	198	19	7	18	38.9%	0	0	0.0%	41:52	10	69

SECOND HALF

	Pts.	Yds.	Rush	Pass	1st Dwn.	3rd Dwn.			4th Dwn.			TOP	Penalties	
						Md.	Att.	Pct.	Md.	Att.	Pct.		No.	Yds.
Denver	35	336	45	291	15	5	8	62.5%	0	0	0%	15:22	5	41
vs. Baltimore (9/5)	10	164	3	161	9	2	10	20.0%	0	1	0%	14:38	3	23
Denver	31	182	75	107	11	4	6	66.7%	0	0	0.0%	14:17	7	79
at N.Y.G. (9/15)	14	177	4	173	18	0	4	0.0%	0	1	0.0%	15:43	2	5
Denver	10	217	109	108	15	3	4	75.0%	0	0	0.0%	18:21	1	10
vs. Oakland (9/23)	14	183	4	179	8	3	5	60.0%	0	1	0.0%	11:39	4	47
Denver	31	261	93	168	23	2	3	66.7%	0	0	0.0%	20:17	0	0
vs. Phi. (9/29)	7	179	65	114	8	3	7	42.9%	0	0	0.0%	9:39	3	27
Denver	23	275	24	251	18	6	9	66.7%	0	0	0.0%	21:32	4	45
at Dallas (10/6)	28	281	3	278	10	2	2	100.0%	0	0	0.0%	8:28	3	21
Denver	21	242	45	165	16	4	6	66.7%	1	1	100.0%	14:52	1	10
vs. Jac. (10/13)	7	187	77	142	11	3	5	60.0%	0	1	0.0%	15:08	4	31
Denver	19	295	31	264	16	2	8	20.0%	1	1	100.0%	16:02	8	84
at Ind. (10/20)	13	102	73	29	8	1	7	14.3%	0	0	0.0%	13:58	3	37
Denver	38	268	55	213	18	2	7	28.6%	2	2	100.0%	18:53	3	40
vs. Was. (10/27)	14	110	28	82	11	1	4	25.0%	0	0	0.0%	11:07	1	5
Denver	7	151	75	76	10	1	4	25.0%	0	0	0.0%	14:26	1	5
at San Diego (11/10)	14	130	18	112	8	5	8	62.5%	0	0	0.0%	15:34	4	20
Denver	10	178	57	121	9	2	8	25.0%	0	0	0.0%	8:19	7	51
vs. K.C. (11/17)	7	159	55	106	10	2	7	28.6%	0	1	0.0%	14:41	5	38
Denver	7	142	77	65	12	2	5	40.0%	0	0	0.0%	13:56	3	25
at N.E. (11/24)	31	264	36	228	17	3	5	60.0%	0	0	0.0%	16:04	3	21
Denver	21	321	100	221	15	5	7	71.4%	0	0	0.0%	15:48	8	60
at Kansas City (12/1)	7	214	53	161	14	3	8	37.5%	1	2	50.0%	14:12	6	77
Denver	31	252	74	178	21	2	5	40.0%	1	1	100.0%	20:04	1	10
vs. Tennessee (12/8)	7	102	41	61	7	1	4	25.0%	1	2	50.0%	9:56	3	30
Denver	10	174	3	171	12	1	4	25.0%	1	1	100.0%	10:11	2	38
vs. S.D. (12/12)	10	164	94	70	11	2	6	33.3%	0	0	0.0%	19:49	2	20
Denver	21	156	55	101	9	1	6	16.7%	0	0	0.0%	12:04	1	10
at Houston (12/22)	7	157	62	95	9	5	9	55.6%	0	0	0.0%	17:46	4	57
Denver	3	143	54	85	7	3	8	37.5%	0	0	0.0%	17:41	5	46
at Oakland (12/29)	14	200	143	172	13	2	6	33.3%	0	1	0.0%	12:19	1	5
Denver	10	186	56	133	13	6	8	33.0%	0	0	0.0%	19:17	4	25
vs. S.D. (1/12)	17	214	21	130	9	3	6	50.0%	1	1	100.0%	10:43	4	43
Denver	13	237	51	186	12	2	5	40.0%	1	1	100.0%	18:04	2	20
vs. N.E. (1/19)	13	201	48	153	13	4	6	66.7%	1	2	50.0%	11:56	0	0
Denver	8	183	8	175	12	1	4	25.0%	0	2	0.0%	13:49	2	25
vs. Seattle (2/2)	21	175	63	112	8	3	6	50.0%	0	2	0.0%	16:11	6	70
DEN. REG. SEASON TOT.	318	3593	972	2585	227	45	98	45.9%	6	6	100.0%	252:05	57	554
OPP. REG. SEASON TOT.	204	2773	759	2163	172	38	97	39.2%	2	10	20.0%	222:41	51	464
DEN. POSTSEASON TOT.	31	606	115	554	37	9	17	52.9%	1	3	33.3%	51:10	8	70
OPP. POSTSEASON TOT.	51	590	132	395	30	10	18	55.6%	2	5	40%	38:50	10	113

DENVER BRONCOS 2013 REGULAR SEASON TIME SPENT IN LEAD CHART

GAME	W/L	LED		TIED		BEHIND	
		TIME	PCT	TIME	PCT	TIME	PCT
vs. Bal. (9/5)	W, 49-27	27:30:00	45.8%	16:48:00	28.0%	15:42:00	26.2%
at NYG (9/15)	W, 41-23	42:50:00	71.4%	7:19:00	12.2%	9:51:00	16.4%
vs. Oak. (9/23)	W, 37-21	55:28:00	92.4%	4:32:00	7.6%	0:00:00	0.0%
vs. Phi. (9/29)	W, 52-20	55:19:00	92.2%	4:41:00	7.8%	0:00:00	0.0%
at Dal. (10/6)	W, 51-48	21:44:00	36.2%	11:51:00	19.8%	26:25:00	44.0%
vs. Jac. (10/13)	W, 35-19	57:09:00	95.3%	2:51:00	4.8%	0:00:00	0.0%
at Ind. (10/20)	L, 39-33	13:02:00	21.7%	6:44:00	11.2%	40:14:00	67.1%
vs. Was. (10/27)	W, 45-21	39:02:00	65.1%	9:20:00	15.6%	11:38:00	19.4%
at S.D. (11/10)	W, 28-20	54:18:00	90.5%	5:42:00	9.5%	0:00:00	0.0%
vs. K.C. (11/17)	W, 27-17	57:33:00	95.9%	2:27:00	4.1%	0:00:00	0.0%
at N.E. (11/24)	L, 34-31 (OT)	41:41:00	57.0%	21:16:00	29.1%	10:07:00	13.8%
at K.C. (12/1)	W, 35-28	21:48:00	36.3%	17:35:00	29.3%	20:37:00	34.4%
vs. Ten. (12/8)	W, 51-28	26:52:00	44.8%	2:50:00	4.7%	30:18:00	50.5%
vs. S.D. (12/12)	L, 27-20	17:05:00	28.5%	11:50:00	19.7%	31:05:00	51.8%
at Hou. (12/22)	W, 37-13	51:42:00	86.2%	8:18:00	13.8%	0:00:00	0.0%
at Oak. (12/29)	W, 34-14	52:05:00	86.8%	7:55:00	13.2%	0:00:00	0.0%
TOTAL		635:08:00	65.3%	141:59:00	14.6%	195:57:00	20.1%
AVERAGE		39:41:45		8:52:26		12:14:49	

DENVER BRONCOS 2013 POSTSEASON TIME SPENT IN LEAD CHART

GAME	W/L	LED		TIED		BEHIND	
		TIME	PCT	TIME	PCT	TIME	PCT
vs. S.D. (1/12)	W, 24-17	47:25:00	79.0%	12:35:00	21.0%	0:00:00	0.0%
vs. N.E. (1/19)	W, 26-16	48:43:00	81.2%	11:17:00	18.8%	0:00:00	0.0%
vs. Sea. (2/2)	L, 43-8	0:00:00	0.0%	0:12:00	0.3%	59:48:00	99.7%
TOTAL		96:08:00	53.4%	24:04:00	13.4%	59:48:00	33.2%
AVERAGE		32:02:40		8:01:20		19:56:00	

DENVER BRONCOS 2013 REGULAR SEASON LEADERS BY CATEGORY

Category	Player	AFC Rank	AFC Leader	NFL Rank	NFL Leader
Scoring	Prater - 150	2nd	Gostkowski, N.E. - 158	2nd	Gostkowski, N.E. - 158
Rushing Yards	Moreno - 1,038	4th	Charles, K.C. - 1,287	12th	McCoy, Phi. - 1,607
Passing Yards	Manning - 5,477	1st	Manning, Den. - 5,477	1st	Manning, Den. - 5,477
Passer Rating	Manning - 115.1	1st	Manning, Den. - 115.1	2nd	Foles, Phi. - 119.2
Receiving Yards	D. Thomas - 1,430	3rd	Gordon, Cle. - 1,646	4th	Gordon, Cle. - 1,646
Receptions	D. Thomas - 92	6th	Brown, Pit. - 110	9th	Garcon, Was. - 113
Gross Punting Avg	Colquitt - 44.5	12th	King, Oak. - 48.9	23rd	King, Oak. - 48.9
Net Punting Avg	Colquitt - 38.8	12th	Fields, Mia. - 42.4	24th	Hekker, Stl. - 44.2
Interceptions	Three players - 3	T-15th	Three players - 5	T-32nd	Sherman, Sea. - 8
Sacks	Phillips - 10.0	T-11th	Mathis, Ind. - 19.5	T-20th	Mathis, Ind. - 19.5
Kickoff Ret. Avg	Holliday - 27.7	3rd	Demps, K.C. - 30.1	T-5th	Patterson, Min. - 32.4
Punt Ret. Avg	Holliday - 8.5	8th	Doss, Bal. - 15.6	15th	Doss, Bal. - 15.6

HOW THE BRONCOS RANK IN THE AFC AND NFL — 2013 REGULAR SEASON

Offense	Total	AFC Rank	AFC Leader	NFL Rank	NFL Leader
Points Per Game	37.9	1st	Denver - 37.9	1st	Denver - 37.9
Total Yards Per Game	457.3	1st	Denver - 457.3	1st	Denver - 457.3
Yards Per Play	6.3	1st	Denver - 6.3	2nd	Philadelphia - 6.3
Rushing Yards Per Game	117.1	8th	Buffalo - 144.2	15th	Philadelphia - 160.4
Net Passing Yds. Per Game	340.3	1st	Denver - 340.3	1st	Denver - 340.3
Interceptions (fewest)	10	T-2nd	Kansas City - 8	T-5th	Kansas City/San Francisco - 8
Sacks (fewest)	20	1st	Denver - 20	1st	Denver - 20
First Downs Per Game	27.2	1st	Denver - 27.2	1st	Denver - 27.2
Third-Down Efficiency	46.3%	2nd	San Diego - 49.0%	2nd	San Diego - 49.0%
Fourth-Down Efficiency	88.9%	1st	Denver - 88.9%	1st	Denver - 88.9%
Red-Zone Efficiency	76.1%	1st	Denver - 76.1%	1st	Denver - 76.1%
Kickoff Ret. Avg.	25.0	5th	Kansas City - 29.9	6th	Kansas City - 29.9
Punt Ret. Avg.	7.8	11th	Baltimore - 14.2	22nd	Minnesota - 15.2
Defense	Total	AFC Rank	AFC Leader	NFL Rank	NFL Leader
Points Per Game	24.9	12th	Cincinnati/Kansas City - 19.1	22nd	Seattle - 14.4
Total Yards Per Game	356.0	9th	Cincinnati - 305.5	19th	Seattle - 273.6
Yards Per Play	5.3	10th	Cincinnati - 4.7	16th	Seattle - 4.4
Rushing Yards Per Game	101.6	3rd	N.Y. Jets - 88.3	T-7th	Arizona - 84.4
Net Passing Yds. Per Game	254.4	14th	Houston - 195.2	27th	Seattle - 172.0
Interceptions Thrown (most)	17	T-5th	Buffalo - 23	T-12th	Seattle - 28
Sacks (most)	41	T-7th	Buffalo - 57	T-13th	Carolina - 60
First Downs Per Game	21.2	15th	Houston - 17.6	27th	New Orleans - 17.1
Third-Down Efficiency	38.1%	9th	Cincinnati - 32.9%	16th	Detroit - 30.3%
Fourth-Down Efficiency	26.7%	2nd	New England - 19.1%	T-2nd	New England - 19.1%
Red-Zone Efficiency	61.7%	12th	N.Y. Jets - 44.9%	25th	Seattle - 36.1%
Kickoff Ret. Avg.	29.3	16th	Jacksonville - 20.4	32nd	Chicago - 18.8
Punt Ret. Avg.	9.8	11th	Tennessee - 6.0	23rd	St. Louis - 2.6

DENVER BRONCOS 2013 POSTSEASON LEADERS BY CATEGORY

Category	Player	AFC Rank	AFC Leader	NFL Rank	NFL Leader
Scoring	Prater - 20	2nd	Blount, N.E. - 24	5th	Hauschka, Sea. - 33
Rushing Yards	Moreno - 158	2nd	Blount, N.E. - 172	5th	Lynch, Sea. - 288
Passing Yards	Manning - 910	1st	Manning, Den. - 910	1st	Manning, Den. - 910
Passer Rating	Manning - 94.2	3rd	Smith, K.C. - 119.7	6th	Smith, K.C. - 119.7
Receiving Yards	D. Thomas - 306	2nd	Hilton, Ind. - 327	2nd	Hilton, Ind. - 327
Receptions	D. Thomas - 28	1st	D. Thomas, Den. - 28	1st	D. Thomas, Den. - 28
Gross Punting Avg	Colquitt - 36.0	N/A	McAfee, Ind. - 51.7	N/A	McAfee, Ind. - 51.7
Net Punting Avg	Colquitt - 29.3	N/A	McAfee, Ind. - 44.7	N/A	McAfee, Ind. - 44.7
Interceptions	None	N/A	Abdullah, K.C./Dennard, N.E. - 2	N/A	Four players - 2
Sacks	Phillips - 2.0	T-1st	Three players - 2.0	T-4th	Brooks, S.F. - 4.5
Kickoff Ret. Avg	Holliday - 20.7	4th	Brazill, Ind. - 30.0	T-9th	Baldwin, Sea. - 32.5
Punt Ret. Avg	Decker - 18.8	1st	Decker, Den. - 22.0	1st	Decker, Den. - 22.0

HOW THE BRONCOS RANK IN THE AFC AND NFL — 2013 POSTSEASON

Offense	Total	AFC Rank	AFC Leader	NFL Rank	NFL Leader
Points Per Game	19.3	5th	Kansas City - 44.0	10th	Kansas City - 44.0
Total Yards Per Game	392.0	4th	Kansas City - 513	5th	Kansas City - 513
Yards Per Play	5.7	3rd	Indianapolis - 7.1	5th	Indianapolis - 7.1
Rushing Yards Per Game	89.0	5th	Kansas City - 150.0	10th	San Francisco - 151.3
Net Passing Yds. Per Game	303.0	4th	Indianapolis - 376.5	4th	Indianapolis - 376.5
Interceptions (fewest)	3	5th	Three teams - 0	T-10th	Six teams - 0
Sacks (fewest)	1	1st	Denver - 1	1st	Denver - 1
First Downs Per Game	23.7	3rd	Kansas City - 30	4th	Kansas City - 30
Third-Down Efficiency	56.4%	2nd	New England - 56.7%	3rd	Carolina - 60.0%
Fourth-Down Efficiency	25.0%	5th	Indianapolis/San Diego - 100.0%	9th	Four teams - 100.0%
Red-Zone Efficiency	50.0%	5th	Kansas City - 80.0%	T-6th	Kansas City - 80.0%
Kickoff Ret. Avg.	20.7	5th	Kansas City - 26.7	10th	Seattle - 39.5
Punt Ret. Avg.	18.8	1st	Denver - 18.8	2nd	Philadelphia - 29.0
Defense	Total	AFC Rank	AFC Leader	NFL Rank	NFL Leader
Points Per Game	25.3	4th	San Diego - 17	8th	Seattle - 19.4
Total Yards Per Game	306.7	1st	Denver - 306.7	3rd	New Orleans - 266.5
Yards Per Play	5.8	3rd	San Diego - 5.7	7th	New Orleans - 4.7
Rushing Yards Per Game	88.0	T-1st	Denver/New England - 88.0	T-1st	Denver/New England - 88.0
Net Passing Yds. Per Game	218.7	2nd	Cincinnati - 122.0	6th	Cincinnati - 122.0
Interceptions Thrown (most)	0	T-4th	New England - 4	T-8th	New England/Seattle - 4
Sacks (most)	6	1st	Denver - 6	2nd	San Francisco - 13
First Downs Per Game	16.3	2nd	Cincinnati - 16.0	3rd	New Orleans - 15.0
Third-Down Efficiency	47.4%	3rd	Cincinnati - 33.3%	7th	New Orleans - 30.8%
Fourth-Down Efficiency	40.0%	4th	Cincinnati/Indianapolis - 0.0%	T-7th	Four teams - 0.0%
Red-Zone Efficiency	60.0%	5th	New England - 25.0%	10th	San Francisco - 51.7%
Kickoff Ret. Avg.	53.5	6th	New England - 10.0	12th	Carolina - 0.0
Punt Ret. Avg.	0.0	T-1st	Three teams - 0.0	T-1st	Four teams - 0.0

BRONCOS 2013 TD DRIVE ANALYSIS POSTSEASON IN PARENTHESES

Yards	TD TD Drive		Possession Time	TDs	Plays	TDs
	Length	Length				
1-9 yards	39 (5)	-	00:00-00:59	14	1	2
10-19 yards	12 (1)	2	01:00-01:59	3	2	5
20-29 yards	10	6	02:00-02:59	18 (1)	3	6
30-39 yards	6	3	03:00-03:59	18	4	3
40-49 yards	1	5	04:00-04:59	8 (1)	5	6
50-59 yards	-	7 (1)	05:00-05:59	6 (1)	6	8 (1)
60-69 yards	1	7	06:00-06:59	4	7	7
70-79 yards	2	12	07:00-07:59	- (3)	8	10
80-89 yards	-	26 (4)	08:00-08:59	-	9	7 (2)
90-99 yards	-	3 (1)	09:00-09:59	-	10	8
			10:00-10:59	-	11	3
			11:00-11:59	-	12	3
			12:00-12:59	-	13	2 (1)
			13:00-13:59	-	14	- (1)
			14:00-14:59	-	15	- (1)
			15:00 +	-	16	1
TOTAL	71 (6)	71 (6)		71 (6)		71 (6)

BRONCOS 2013 REGULAR SEASON LONGEST/SHORTEST SCORING DRIVES

MOST PLAYS		
Broncos:	16	(vs. Was., Oct. 27, TD, 83 yds., 4:59)
Opponent:	17	(at K.C., Dec. 1, TD, 80 yds., 7:44)
FEWEST PLAYS		
Broncos:	1	(twice, last vs. Was., Oct. 27, TD, 35 yds., 0:10)
Opponent:	1	(three times, last vs. Ten., Dec. 8, TD, 3 yds., 0:27)
MOSY YARDS		
Broncos:	95	(twice, last at K.C., Dec. 1, TD, 10 plays, 5:45)
Opponent:	95	(vs. Was., Oct. 27, TD, 16 plays, 7:03)
FEWEST YARDS		
Broncos:	10	(twice, last at N.E., Nov. 24, TD, 2 plays, 0:28)
Opponent:	-3	(at Ind., Oct. 20, FG, 4 plays, 1:02)
MOST TIME		
Broncos:	6:57	(at Dal., Oct. 6, TD, 13 plays, 67 yds.)
Opponent:	9:20	(at S.D., Nov. 10, FG, 14 plays, 72 yds.)
LEAST TIME		
Broncos:	0:05	(vs. Bal., Sept. 5, TD, 1 play, 24 yds.)
Opponent:	0:05	(vs. Bal., Sept. 5, TD, 1 play, 1 yd.)

BRONCOS 2013 POSTSEASON LONGEST/SHORTEST SCORING DRIVES

MOST PLAYS		
Broncos:	15	(vs. N.E., Jan. 19, TD, 93 yds., 7:01)
Opponent:	13	(vs. Sea., Feb. 2, FG, 58 yds., 6:15)
FEWEST PLAYS		
Broncos:	6	(twice, last vs. Sea., Feb. 2, TD, 80 yds., 2:58)
Opponent:	5	(vs. Sea., Feb. 2, TD, 48 yds., 3:15)
MOSY YARDS		
Broncos:	93	(vs. N.E., Jan. 19, TD, 15 plays, 7:01)
Opponent:	80	(three times, last vs. N.E., Jan. 19, TD, 10 plays, 3:53)
FEWEST YARDS		
Broncos:	37	(vs. S.D., Jan. 12, FG, 12 plays, 5:25)
Opponent:	37	(vs. Sea., Feb. 2, TD, 7 plays, 3:59)
MOST TIME		
Broncos:	7:08	(vs. N.E., Jan. 19, TD, 13 plays, 80 yds.)
Opponent:	6:15	(vs. Sea., Feb. 2, FG, 13 plays, 58 yds.)
LEAST TIME		
Broncos:	2:26	(vs. N.E., Jan. 19, FG, 6 plays, 39 yds.)
Opponent:	1:50	(vs. S.D., Jan. 12, FG, 8 plays, 48 yds.)

BRONCOS 2013 SCORING DRIVE LENGTH POSTSEASON IN PARENTHESES

YARDS	BRONCOS		OPPONENT	
	TD	FG	TD	FG
(MINUS)	-	-	-	1
0-9	-	-	2	1
10-19	2	3	3	2
20-29	5	3	2	1
30-39	4	5 (2)	2 (1)	4
40-49	5	2	3 (1)	4 (1)
50-59	7 (1)	6	2 (1)	2 (3)
60-69	7	4 (2)	4 (1)	4
70-79	12	2 (1)	6	4
80-89	26 (4)	-	19 (3)	-
90-99	3 (1)	-	1	-
TOTAL	71 (6)	25 (5)	44 (7)	23 (4)

BRONCOS 2013 GAME-OPENING DRIVES

	BRONCOS			OPPONENT		
	Pts.	FD	Yds.	Pts.	FD	Yds.
vs. Bal. (9/5)	0	1	18	0	0	8
at NYG (9/15)	0	5	90	3	2	62
vs. Oak. (9/23)	7	5	55	0	0	4
vs. Phi. (9/29)	7	4	74	0	0	7
at Dal. (10/6)	0	0	22	7	6	79
vs. Jac. (10/13)	7	2	27	0	0	7
at Ind. (10/20)	0	0	4	0	0	9
vs. Was. (10/27)	7	5	77	0	0	5
at S.D. (11/10)	7	2	85	0	2	30
vs. K.C. (11/17)	3	2	17	0	0	-2
at N.E. (11/24)	0	1	19	0	2	36
at K.C. (12/1)	0	2	33	0	4	67
vs. Ten. (12/8)	7	5	74	7	3	73
vs. S.D. (12/12)	7	4	67	3	4	60
at Hou. (12/22)	3	4	78	0	0	7
at Oak. (12/29)	7	6	71	0	0	8
TOTAL	62	48	811	20	23	460
vs. S.D. (1/12)	7	7	86	0	2	23
vs. N.E. (1/19)	0	2	37	0	0	5
vs. Sea. (2/2)	0	0	-14	3	2	51
TOTAL	7	9	109	3	4	79

BRONCOS 2013 2ND HALF-OPENING DRIVES

	BRONCOS			OPPONENT		
	Pts.	FD	Yds.	Pts.	FD	Yds.
vs. Bal. (9/5)	7	3	80	0	0	-6
at NYG (9/15)	7	4	53	0	0	-1
vs. Oak. (9/23)	3	4	55	0	0	-3
vs. Phi. (9/29)	7	8	80	0	1	26
at Dal. (10/6)	7	5	67	7	1	83
vs. Jac. (10/13)	7	7	80	7	5	80
at Ind. (10/20)	0	0	-1	0	0	6
vs. Was. (10/27)	0	1	-1	7	2	19
at S.D. (11/10)	7	4	78	0	0	9
vs. K.C. (11/17)	0	0	1	0	0	3
at N.E. (11/24)	0	2	20	7	5	80
at K.C. (12/1)	7	4	80	0	2	38
vs. Ten. (12/8)	7	5	80	0	1	14
vs. S.D. (12/12)	0	1	14	7	4	80
at Hou. (12/22)	0	0	5	7	3	74
at Oak. (12/29)	0	2	38	0	0	1
TOTAL	59	50	729	42	24	503
vs. S.D. (1/12)	3	3	37	0	1	18
vs. N.E. (1/19)	7	6	80	0	3	41
vs. Sea. (2/2)	0	3	38	0	1	11
TOTAL	10	12	155	0	5	70

BRONCOS 2013 REGULAR SEASON GAME-BY-GAME SCORING DRIVES

Opponent	Plays	Yards	Time	Res.	Qtr	Scoring Play	Quarterback
vs. Bal. (9/5)	1	24	0:05	TD	2	J. Thomas 24 yd. pass from Manning	Manning
	6	80	2:29	TD	2	J. Thomas 23 yd. pass from Manning	Manning
	6	80	2:30	TD	3	Caldwell 28 yd. pass from Manning	Manning
	2	10	0:40	TD	3	Welker 5 yd. pass from Manning	Manning
	9	63	2:29	TD	3	Welker 2 yd. pass from Manning	Manning
	5	56	1:33	TD	4	D. Thomas 26 yd. pass from Manning	Manning
	3	80	0:59	TD	4	D. Thomas 78 yd. pass from Manning	Manning
at NYG (9/15)	4	40	0:48	TD	2	Moreno 20 yd. run	Manning
	8	56	1:32	FG	2	Prater 42 yd. Field Goal	Manning
	9	53	4:28	TD	3	Welker 2 yd. pass from Manning	Manning
	7	80	2:43	TD	3	Moreno 25 yd. run	Manning
	5	36	2:34	TD	4	J. Thomas 11 yd. pass from Manning	Manning
	7	15	1:21	FG	4	Prater 47 yd. Field Goal	Manning
vs. Oak. (9/23)	8	55	3:23	TD	1	Decker 2 yd. pass from Manning	Manning
	6	24	3:42	FG	1	Prater 53 yd. Field Goal	Manning
	10	80	4:35	TD	2	Welker 12 yd. pass from Manning	Manning
	4	80	2:17	TD	2	J. Thomas 13 yd. pass from Manning	Manning
	7	38	1:30	FG	2	Prater 41 yd. Field Goal	Manning
	13	55	6:19	FG	3	Prater 40 yd. Field Goal	Manning
	8	80	3:50	TD	4	Hillman 1 yd. run	Manning
vs. Phi. (9/29)	9	74	3:52	TD	1	Welker 6 yd. pass form Manning	Manning
	11	80	6:01	TD	2	Moreno 4 yd. run	Manning
	10	80	5:06	TD	3	D. Thomas 1 yd. pass from Manning	Manning
	8	80	3:12	TD	3	D. Thomas 15 yd. pass from Manning	Manning
	7	65	3:35	TD	3	Welker 4 yd. pass from Manning	Manning
	7	30	3:49	FG	4	Prater 53 yd. Field Goal	Osweiler
at Dal. (10/6)	3	80	0:50	TD	1	J. Thomas 4 yd. pass from Manning	Manning
	7	80	3:08	TD	2	Decker 2 yd. pass from Manning	Manning
	6	41	3:27	TD	2	J. Thomas 9 yd. pass from Manning	Manning
	7	64	2:24	TD	2	Manning 1 yd. run	Manning
	13	67	6:57	TD	3	Welker 2 yd. pass from Manning	Manning
	8	50	3:45	FG	3	Prater 48 yd. Field Goal	Manning
	11	51	4:01	FG	4	Prater 50 yd. Field Goal	Manning
	9	73	4:40	TD	4	Moreno 1 yd. run	Manning
vs. Jac. (10/13)	8	14	1:57	FG	4	Prater 28 yd. Field Goal	Manning
	6	27	2:02	TD	1	J. Thomas 3 yd. pass from Manning	Manning
	12	95	6:08	TD	1	Welker 20 yd. pass from Manning	Manning
	8	80	2:44	TD	3	Moreno 1 yd. run	Manning
	8	80	3:41	TD	3	Moreno 8 yd. run	Manning
at Ind. (10/20)	5	41	2:19	TD	4	Moreno 3 yd. run	Manning
	2	56	0:46	TD	1	Decker 17 yd. pass form Manning	Manning
	8	51	4:24	TD	2	J. Thomas 12 yd. pass form Manning	Manning
	10	67	4:18	FG	3	Prater 31 yd. Field Goal	Manning
	3	80	0:48	TD	4	D. Thomas 31 yd. pass form Manning	Manning
	8	23	2:42	TD	4	Moreno 1 yd. run	Manning
	7	33	1:16	FG	4	Prater 47 yd. Field Goal	Manning
vs. Was. (10/27)	9	77	3:40	TD	1	Welker 6 yd. pass form Manning	Manning
	11	75	3:37	TD	3	Ball 4 yd. run	Manning
	16	83	4:59	TD	4	Dreessen 1 yd. pass from Manning	Manning
	1	35	0:10	TD	4	Moreno 35 yd. pass from Manning	Manning
	5	23	2:01	FG	4	Prater 19 yd. Field Goal	Manning
	2	25	0:34	TD	4	D. Thomas 35 yd. pass from Manning	Manning
at S.D. (11/10)	3	85	0:57	TD	1	J. Thomas 74 yd. pass from Manning	Manning
	7	80	2:27	TD	2	D. Thomas 11 yd. pass from Manning	Manning
	9	73	1:25	TD	2	D. Thomas 7 yd. pass from Manning	Manning
	8	78	3:26	TD	3	D. Thomas 34 yd. pass from Manning	Manning

BRONCOS 2013 REGULAR SEASON GAME-BY-GAME SCORING DRIVES

Opponent	Plays	Yards	Time	Res.	Qtr	Scoring Play	Quarterback
vs. K.C. (11/17)	7	17	1:31	FG	1	Prater 54 yd. Field Goal	Manning
	5	84	2:25	TD	1	J. Thomas 9 yd. pass from Manning	Manning
	10	79	4:18	TD	2	Ball 1 yd. run	Manning
	6	65	3:02	TD	3	Ball 8 yd. run	Manning
	10	62	4:42	FG	4	Prater 36 yd. Field Goal	Manning
at N.E. (11/24)	2	10	0:28	TD	1	Moreno 2 yd. run	Manning
	10	35	4:29	FG	1	Prater 27 yd. Field Goal	Manning
	11	70	4:28	TD	2	Tamme 10 yd. pass from Manning	Manning
	10	80	4:31	TD	4	D. Thomas 11 yd. pass from Manning	Manning
at K.C. (12/1)	6	79	2:48	TD	2	Decker 41 yd. pass from Manning	Manning
	9	70	3:18	TD	2	Moreno 3 yd. pass from Manning	Manning
	7	80	3:09	TD	3	Decker 37 yd. pass from Manning	Manning
	5	92	2:08	TD	3	Decker 15 yd. pass from Manning	Manning
	10	95	5:45	TD	4	Decker 1 yd. pass from Manning	Manning
vs. Ten. (12/8)	13	74	5:09	TD	1	Welker 1 yd. pass from Manning	Manning
	9	51	2:24	FG	1	Prater 25 yd. Field Goal	Manning
	10	81	5:08	TD	2	J. Thomas 8 yd. pass from Manning	Manning
	8	39	0:52	FG	2	Prater 64 yd. Field Goal	Manning
	6	80	3:08	TD	3	D. Thomas 4 yd. pass from Manning	Manning
	8	43	2:56	TD	3	Moreno 1 yd. run	Manning
	13	79	6:35	FG	4	Prater 19 yd. Field Goal	Manning
	3	32	0:35	TD	4	Decker 20 yd. pass from Manning	Manning
	10	49	5:06	TD	4	Ball 5 yd. run	Manning
vs. S.D. (12/12)	7	67	3:09	TD	1	Caldwell 15 yd. pass from Manning	Manning
	9	60	3:53	FG	1	Prater 32 yd. Field Goal	Manning
	12	89	6:07	TD	4	Caldwell 5 yd. pass from Manning	Manning
	11	56	2:07	FG	4	Prater 42 yd. Field Goal	Manning
at Hou. (12/22)	12	78	4:38	FG	1	Prater 32 yd. Field Goal	Manning
	5	64	2:08	TD	2	D. Thomas 36 yd. pass from Manning	Manning
	13	69	5:10	FG	2	Prater 25 yd. Field Goal	Manning
	4	43	0:26	FG	2	Prater 44 yd. Field Goal	Manning
	2	28	0:45	TD	4	Decker 10 yd. pass from Manning	Manning
	8	55	3:03	TD	4	Decker 20 yd. pass from Manning	Manning
	3	56	0:48	TD	4	J. Thomas 25 yd. pass from Manning	Manning
at Oak. (12/29)	12	71	5:54	TD	1	Decker 3 yd. pass from Manning	Manning
	4	21	1:14	TD	1	Moreno 7 yd. pass from Manning	Manning
	11	49	4:48	FG	2	Prater 34 yd. Field Goal	Manning
	6	80	2:39	TD	2	D. Thomas 63 yd. pass from Manning	Manning
	10	89	3:13	TD	2	D. Thomas 5 yd. pass from Manning	Manning
	7	24	2:57	FG	4	Prater 54 yd. Field Goal	Osweiler
AVERAGE	7.5	59.6	3:03				
TD AVG.	7.1	64.9	2:59				
FG AVG.	8.8	44.7	3:10				

BRONCOS 2013 POSTSEASON GAME-BY-GAME SCORING DRIVES

Opponent	Plays	Yards	Time	Res.	Qtr	Scoring Play	Quarterback
vs. S.D. (1/12)	14	86	7:01	TD	1	D. Thomas 2 yd. pass from Manning	Manning
	9	57	5:13	TD	2	Welker 3 yd. pass from Manning	Manning
	12	37	5:25	FG	3	Prater 45 yd. Field Goal	Manning
	9	81	4:47	TD	4	Moreno 3 yd. run	Manning
vs. N.E. (1/19)	10	73	4:07	FG	1	Prater 27 yd. Field Goal	Manning
	15	93	7:01	TD	2	Tamme 1 yd. pass from Manning	Manning
	8	63	2:29	FG	2	Prater 35 yd. Field Goal	Manning
	13	80	7:08	TD	3	D. Thomas 3 yd. pass from Manning	Manning
	9	60	5:23	FG	4	Prater 19 yd. Field Goal	Manning
	6	39	2:26	FG	4	Prater 54 yd. Field Goal	Manning
vs. Sea. (2/2)	6	80	2:58	TD	3	D. Thomas 14 yd. pass from Manning	Manning
AVERAGE	10.1	68.1	4:54				
TD AVG.	11.0	79.5	5:41				
FG AVG.	9.0	54.4	3:58				

DENVER BRONCOS 2013 THIRD DOWN DISTANCE CHART

Game	TOTAL THIRD DOWNS			RUSHING			PASSING			Penalty	3RD DOWN TOTALS		YARDS GAINED		3RD DOWN AVERAGES	
	Md.	Att.	Pct.	Md.	Att.	Pct.	Md.	Att.	Pct.		Yds. Needed	Yds. Gained	Run	Pass	Yds. Needed	Yds. Gained
Denver	8	15	53.3%	2	3	66.7%	6	12	50.0%	1	93	144	4	140	6.2	9.6
vs. Bal. (9/5)	8	22	36.4%	0	1	0.0%	8	21	38.1%	1	179	136	0	136	8.1	6.2
Denver	8	15	53.3%	0	0	0.0%	8	15	53.3%	0	103	87	0	87	6.9	5.8
at N.Y.G. (9/15)	1	11	9.0%	0	0	0.0%	1	11	9.0%	1	105	61	0	61	9.5	5.5
Denver	5	9	55.6%	1	1	100.0%	4	8	50.0%	1	60	70	3	67	6.7	7.8
vs. Oakland (9/23)	5	12	41.7%	0	0	0.0%	5	12	41.7%	0	98	144	0	144	8.2	12.0
Denver	5	8	62.5%	2	2	100.0%	3	6	50.0%	2	47	36	10	26	5.9	4.5
vs. Phi. (9/29)	8	16	50.0%	4	5	80.0%	4	11	36.4%	0	121	155	49	106	7.6	9.7
Denver	9	13	69.2%	4	6	80.0%	5	7	62.5%	0	55	73	4	69	4.2	5.6
at Dallas (10/6)	4	6	66.7%	0	1	0.0%	4	5	80.0%	0	51	131	7	124	8.5	21.8
Denver	7	13	53.8%	2	2	100.0%	5	11	45.5%	1	110	104	11	93	8.5	8.0
vs. Jac. (10/13)	5	14	35.7%	1	3	33.3%	4	11	36.4%	0	94	85	0	85	6.7	6.1
Denver	5	16	31.3%	0	3	0.0%	5	13	38.5%	0	113	62	1	61	7.1	3.9
at Ind. (10/20)	5	17	29.4%	2	5	60.0%	3	12	16.7%	0	103	76	17	59	6.1	4.5
Denver	4	12	33.3%	1	3	33.3%	3	9	33.3%	0	66	50	3	47	5.5	4.2
vs. Was. (10/27)	6	14	42.9%	3	5	75.0%	3	9	33.3%	1	82	50	7	43	5.9	3.6
Denver	3	8	37.5%	0	0	0.0%	3	8	37.5%	0	45	12	0	12	5.6	1.5
at S.D. (11/10)	7	16	43.8%	3	5	60.0%	4	11	36.4%	1	117	86	15	71	7.3	5.4
Denver	6	16	37.5%	1	4	25.0%	5	12	41.7%	0	110	146	8	138	6.9	9.1
vs. K.C. (11/17)	4	13	30.8%	0	1	0.0%	4	12	33.3%	1	113	49	0	49	8.7	3.8
Denver	9	18	50.0%	1	2	50.0%	8	16	50.0%	1	135	106	13	93	7.5	5.9
at N.E. (11/24)	6	14	42.9%	0	1	0.0%	6	13	46.2%	0	104	77	1	76	7.4	5.5
Denver	8	14	57.1%	1	2	50.0%	7	12	58.3%	0	97	65	5	60	6.9	4.6
at K.C. (12/1)	5	13	38.5%	2	3	66.7%	3	10	30.0%	1	113	127	14	113	8.7	9.8
Denver	5	13	38.5%	0	2	0.0%	5	11	45.5%	2	59	46	-1	47	4.5	3.5
vs. Ten. (12/8)	2	9	22.2%	0	0	0.0%	2	9	22.2%	0	80	32	0	32	8.9	3.6
Denver	2	9	22.2%	0	0	0.0%	2	9	22.2%	1	63	20	0	20	7.0	2.2
vs. S.D. (12/12)	6	12	50.0%	1	4	25.0%	5	8	62.5%	1	85	86	8	78	7.1	7.2
Denver	2	11	18.2%	0	1	0.0%	2	10	20.0%	1	76	43	1	42	6.9	3.9
at Hou. (12/22)	6	16	37.5%	1	2	50.0%	5	14	35.7%	0	143	88	9	79	8.9	5.5
Denver	9	15	60.0%	2	2	100.0%	7	13	53.8%	0	79	139	13	126	5.3	8.4
at Oak. (12/29)	5	13	38.5%	1	4	25.0%	4	9	44.4%	0	104	59	14	45	8.0	4.5
DENVER TOTAL	95	205	46.3%	17	33	51.5%	78	172	45.3%	4	1311	1203	75	1128	6.4	5.9
OPPONENT TOTAL	83	218	38.1%	18	40	45.0%	65	178	36.5%	7	1692	1442	141	1301	7.8	6.6

DENVER BRONCOS 2013 POSTSEASON THIRD DOWN DISTANCE CHART

POSTSEASON Game	TOTAL THIRD DOWNS			RUSHING			PASSING			Penalty	3RD DOWN TOTALS		YARDS GAINED		3RD DOWN AVERAGES	
	Md.	Att.	Pct.	Md.	Att.	Pct.	Md.	Att.	Pct.		Yds. Needed	Yds. Gained	Run	Pass	Yds. Needed	Yds. Gained
Denver	9	13	69.2%	3	4	75.0%	6	9	66.7%	2	61	89	12	77	4.7	6.8
vs. S.D. (1/12)	4	12	33.3%	1	1	100.0%	3	11	27.3%	0	95	73	8	65	7.9	6.1
Denver	7	13	53.8%	3	4	75.0%	4	9	44.4%	1	72	93	34	59	5.5	7.2
vs. N.E. (1/19)	6	12	50.0%	2	2	100.0%	4	10	40.0%	0	61	48	7	41	5.1	4.0
Denver	6	13	46.2%	2	3	66.7%	4	10	40.0%	3	77	58	6	52	5.9	4.5
vs. Seattle (2/2)	7	12	58.3%	1	3	33.3%	6	9	66.7%	1	80	92	10	82	6.7	7.7
DENVER TOTAL	22	39	56.4%	8	11	72.7%	14	28	50.0%	6	210	240	52	188	5.4	6.2
OPPONENT TOTAL	17	36	47.2%	4	6	66.7%	13	30	43.3%	1	236	213	25	188	6.6	5.9

DENVER BRONCOS 2013 FIELD POSITION CHART

Game	OFF. DRIVES	CUMULATIVE STARTING LINE	AVG. START	INSIDE OWN 20	AT OWN 20	INSIDE 50	AT 50	PAST 50	INSIDE OPP. 20
Denver	16	555	DEN 35	1	6	13	0	3	1
vs. Bal. (9/5)	17	392	BAL 23	5	10	16	0	1	1
Denver	14	418	DEN 30	3	6	11	0	3	0
at N.Y.G. (9/15)	14	344	NYG 25	4	4	13	0	1	0
Denver	11	315	DEN 29	2	3	10	0	1	0
vs. Oakland (9/23)	11	274	OAK 25	2	6	10	0	1	0
Denver	9	207	DEN 23	1	5	11	0	0	0
vs. Phi. (9/29)	11	225	PHI 20	2	8	10	0	0	0
Denver	11	348	DEN 32	1	5	9	0	2	0
at Dallas (10/6)	11	281	DAL 26	3	4	10	0	1	0
Denver	13	384	DEN 30	3	5	11	0	2	0
vs. Jac. (10/13)	11	287	JAX 26	1	6	10	0	1	0
Denver	17	423	DEN 25	7	5	16	0	1	0
at Ind. (10/20)	18	647	IND 36	2	3	13	1	4	1
Denver	15	510	DEN 34	4	3	11	0	4	0
vs. Was. (10/27)	14	368	WAS 26	1	8	13	0	1	1
Denver	11	209	DEN 19	6	2	11	0	0	0
at S.D. (11/10)	11	339	SD 31	0	7	10	0	1	1
Denver	13	315	DEN 24	2	6	13	0	0	0
vs. K.C. (11/17)	14	403	KC 29	2	6	13	0	1	1
Denver	14	401	DEN 29	4	5	12	0	2	1
at N.E. (11/24)	18	614	NE 34	3	4	13	0	5	1
Denver	12	228	DEN 19	5	2	12	0	0	0
at K.C.(12/1)	10	233	KC 23	4	3	10	0	1	0
Denver	12	461	DEN 38	2	2	8	0	4	0
vs. Ten.(12/8)	11	291	TEN 26	3	4	10	0	1	1
Denver	9	172	DEN 19	4	1	9	0	0	0
vs. S.D. (12/12)	10	341	SD 34	1	4	7	0	3	0
Denver	14	407	DEN 29	3	1	13	0	1	0
at Hou. (12/22)	14	359	HOU 26	3	6	13	0	1	0
Denver	11	367	DEN 33	2	2	9	0	2	0
at Oak. (12/29)	11	271	OAK 25	2	6	10	0	1	0
DENVER TOTAL	202	5720	DEN 28	50	59	179	0	25	2
OPP. TOTAL	206	5669	OPP 28	38	89	181	1	24	7

DENVER BRONCOS 2013 POSTSEASON FIELD POSITION CHART

POSTSEASON Game	OFF. DRIVES	CUMULATIVE STARTING LINE	AVG. START	INSIDE OWN 20	AT OWN 20	INSIDE 50	AT 50	PAST 50	INSIDE OPP. 20
Denver	8	271	DEN 34	2	1	8	0	1	0
vs. S.D. (1/12)	9	241	SD 27	0	6	9	0	0	0
Denver	8	193	DEN 24	3	2	3	0	0	0
vs. N.E. (1/19)	8	160	NE 20	0	8	0	0	0	0
Denver	11	274	DEN 25	3	2	11	0	0	0
vs. Seattle (2/2)	9	366	SEA 41	2	0	6	0	3	0
DENVER TOTAL	27	738	DEN 28	8	5	22	0	1	0
OPPONENT TOTAL	26	767	OPP 29	2	14	15	0	3	0

DENVER BRONCOS 2013 RED ZONE CHART											
Game	Pos.	TD BREAKDOWN			SCORING EFFICIENCY			FAILED			
		TDs	Run	Pass	TD%	FGs	Score%	MFG	DWN	TO	EOH
Denver	2	2	0	2	100.0%	0	100.0%	0	0	0	0
vs. Baltimore (9/5)	5	3	1	2	60.0%	2	100.0%	0	0	0	0
Denver	3	2	0	2	66.7%	0	66.7%	0	0	1	0
at N.Y.G (9/15)	3	1	1	0	33.3%	2	100.0%	0	0	0	0
Denver	6	4	1	3	66.7%	1	83.3%	0	0	1	0
vs. Oakland (9/23)	3	2	1	1	66.7%	0	66.7%	0	1	0	0
Denver	5	5	1	4	100.0%	0	100.0%	0	0	0	0
vs. Phi. (9/29)	5	2	1	1	40.0%	2	80.0%	1	0	0	0
Denver	7	6	2	4	85.7%	1	100.0%	0	0	0	0
at Dallas (10/6)	6	5	1	4	83.3%	1	100.0%	0	0	0	0
Denver	5	4	3	1	80.0%	0	80.0%	0	0	1	0
vs. Jac. (10/13)	3	1	1	0	33.3%	1	66.7%	0	1	0	0
Denver	5	3	1	2	60.0%	1	80.0%	0	0	1	0
at Ind. (10/20)	4	3	1	2	75.0%	1	100.0%	0	0	0	0
Denver	4	3	1	2	75.0%	1	100.0%	0	0	0	0
vs. Was. (10/27)	2	2	1	1	100.0%	0	100.0%	0	0	0	0
Denver	2	2	0	2	100.0%	0	100.0%	0	0	0	0
at S.D. (11/10)	4	2	1	1	50.0%	1	75.0%	1	0	0	0
Denver	4	3	2	1	75.0%	1	100.0%	0	0	0	0
vs. K.C. (11/17)	4	2	0	2	50.0%	1	75.0%	0	0	1	0
Denver	4	3	1	2	75.0%	1	100.0%	0	0	0	0
at N.E. (11/24)	6	4	1	3	66.7%	2	100.0%	0	0	0	0
Denver	3	3	0	3	100.0%	0	100.0%	0	0	0	0
at K.C. (12/1)	5	3	1	2	60.0%	0	60.0%	0	1	1	0
Denver	7	5	2	3	71.4%	2	100.0%	0	0	0	0
vs. Ten. (12/8)	2	2	2	0	100.0%	0	100.0%	0	0	0	0
Denver	3	2	0	2	66.7%	1	100.0%	0	0	0	0
vs. S.D. (12/12)	4	2	0	2	50.0%	2	100.0%	0	0	0	0
Denver	3	1	0	1	33.3%	2	100.0%	0	0	0	0
at Houston (12/22)	2	1	0	1	50.0%	1	100.0%	0	0	0	0
Denver	4	3	1	2	75.0%	1	100.0%	0	0	0	0
at Oakland (12/29)	2	2	0	2	100.0%	0	100.0%	0	0	0	0
DENVER TOTAL	67	51	15	36	76.1%	12	94.0%	0	0	4	0
OPPONENT TOTAL	60	37	13	24	61.7%	16	88.3%	2	3	2	0

DENVER BRONCOS 2013 POSTSEASON RED ZONE CHART											
Game	Pos.	TD BREAKDOWN			SCORING EFFICIENCY			FAILED			
		TDs	Run	Pass	TD%	FGs	Score%	MFG	DWN	TO	EOH
Denver	4	3	1	2	75.0%	0	75.0%	0	0	1	0
vs. S.D. (1/12)	3	2	0	2	66.7%	1	100.0%	0	0	0	0
Denver	6	2	0	2	33.3%	3	83.3%	0	0	0	1
vs. N.E. (1/19)	3	2	1	1	66.7%	1	100.0%	0	0	0	0
Denver	2	1	0	1	50.0%	0	50.0%	0	1	0	0
vs. Seattle (2/2)	4	2	1	1	50.0%	2	100.0%	0	0	0	0
DENVER TOTAL	12	6	1	5	50.0%	3	75.0%	0	1	1	1
OPPONENT TOTAL	10	6	2	4	60.0%	4	100.0%	0	0	0	0

DENVER BRONCOS 2013 GOAL-TO-GO CHART											
Game	Pos.	TD BREAKDOWN			SCORING EFFICIENCY			FAILED			
		TDs	Run	Pass	TD%	FGs	Score%	MFG	DWN	TO	EOH
Denver	2	2	0	2	100.0%	0	100.0%	0	0	0	0
vs. Baltimore (9/5)	3	2	1	1	66.7%	1	100.0%	0	0	0	0
Denver	2	1	0	1	50.0%	0	50.0%	0	0	1	0
at N.Y.G. (9/15)	1	1	1	0	100.0%	0	100.0%	0	0	0	0
Denver	2	2	1	1	100.0%	0	100.0%	0	0	0	0
vs. Oakland (9/23)	2	1	1	0	50.0%	0	50.0%	0	1	0	0
Denver	3	3	1	2	100.0%	0	100.0%	0	0	0	0
vs. Phi. (9/29)	2	2	1	1	100.0%	0	100.0%	0	0	0	0
Denver	7	6	2	4	85.7%	1	100.0%	0	0	0	0
at Dallas (10/6)	6	5	1	4	83.3%	1	100.0%	0	0	0	0
Denver	4	3	2	1	75.0%	0	75.0%	0	0	1	0
vs. Jac. (10/13)	2	1	1	0	50.0%	1	100.0%	0	0	0	0
Denver	3	1	1	0	33.3%	1	66.7%	0	0	1	0
at Ind. (10/20)	1	0	0	0	0.0%	1	0.0%	0	0	0	0
Denver	4	3	1	2	75.0%	1	100.0%	0	0	0	0
vs. Was. (10/27)	2	2	1	1	100.0%	0	100.0%	0	0	0	0
Denver	1	1	0	1	100.0%	0	100.0%	0	0	0	0
at S.D. (11/10)	1	1	1	0	100.0%	0	100.0%	0	0	0	0
Denver	2	2	1	1	100.0%	0	100.0%	0	0	0	0
vs. K.C. (11/17)	3	2	0	2	66.7%	1	100.0%	0	0	0	0
Denver	2	1	1	0	50.0%	1	100.0%	0	0	0	0
at N.E. (11/24)	3	3	1	2	100.0%	0	100.0%	0	0	0	0
Denver	2	2	0	2	100.0%	0	100.0%	0	0	0	0
at K.C. (12/1)	3	2	1	1	75.0%	0	75.0%	0	0	1	0
Denver	7	5	2	3	71.4%	2	100.0%	0	0	0	0
vs. Ten. (12/8)	2	2	2	0	100.0%	0	100.0%	0	0	0	0
Denver	1	1	0	1	100.0%	0	100.0%	0	0	0	0
vs. S.D. (12/12)	0	0	0	0	0.0%	0	0.0%	0	0	0	0
Denver	2	1	0	1	50.0%	1	100.0%	0	0	0	0
at Houston (12/22)	0	0	0	0	0.0%	0	0.0%	0	0	0	0
Denver	3	3	1	2	100.0%	0	100.0%	0	0	0	0
at Oakland (12/29)	1	1	0	1	100.0%	0	100.0%	0	0	0	0
DENVER TOTAL	47	37	13	24	78.7%	7	88.9%	0	0	3	0
OPPONENT TOTAL	32	25	12	13	78.1%	5	94.7%	0	1	1	0

DENVER BRONCOS 2013 POSTSEASON GOAL-TO-GO CHART											
Game	Pos.	TD BREAKDOWN			SCORING EFFICIENCY			FAILED			
		TDs	Run	Pass	TD%	FGs	Score%	MFG	DWN	TO	EOH
Denver	4	3	1	2	75.0%	0	75.0%	0	0	1	0
vs. S.D. (1/12)	0	0	0	0	0.0%	0	0.0%	0	0	0	0
Denver	4	2	0	2	50.0%	2	100.0%	0	0	0	0
vs. N.E. (1/19)	1	1	0	1	100.0%	0	100.0%	0	0	0	0
Denver	0	0	0	0	0.0%	0	0.0%	0	0	0	0
vs. Seattle (2/2)	3	2	1	1	66.7%	1	100.0%	0	0	0	0
DENVER TOTAL	8	5	1	4	62.5%	2	87.5%	0	0	1	0
OPPONENT TOTAL	4	3	1	2	75.0%	1	100.0%	0	0	0	0

BRONCOS 2013 100-YARD RUSHING AND RECEIVING / 300-YARD PASSING GAMES

100-YARD RUSHING GAMES

BRONCOS (2 reg. season; 0 postseason)							OPPONENTS (1 reg. season; 0 postseason)						
GAME	Player	Att.	Yds.	Avg.	LG	TDs	GAME	Player	Att.	Yds.	Avg.	LG	TDs
vs. Baltimore (9/5)			None				vs. Baltimore (9/5)			None			
at N.Y.G. (9/15)			None				at N.Y.G. (9/15)			None			
vs. Oakland (9/23)			None				vs. Oakland (9/23)			None			
vs. Philadelphia (9/29)			None				vs. Philadelphia (9/29)			None			
at Dallas (10/6)			None				at Dallas (10/6)			None			
vs. Jacksonville (10/13)			None				vs. Jacksonville (10/13)			None			
at Indianapolis (10/20)			None				at Indianapolis (10/20)			None			
vs. Washington (10/27)			None				vs. Washington (10/27)			None			
at San Diego (11/10)			None				at San Diego (11/10)			None			
vs. Kansas City (11/17)			None				vs. Kansas City (11/17)			None			
at New England (11/24)	Moreno	37	224	6.1	18	1	at New England (11/24)			None			
at Kansas City (12/1)	Ball	13	117	9	45	0	at Kansas City (12/1)			None			
vs. Tennessee (12/8)			None				vs. Tennessee (12/8)			None			
vs. San Diego (12/12)			None				vs. San Diego (12/12)	Mathews	29	127	4.4	23t	1
at Houston (12/22)			None				at Houston (12/22)			None			
at Oakland (12/29)			None				at Oakland (12/29)			None			
POSTSEASON							POSTSEASON						
vs. San Diego (1/12)			None				vs. San Diego (1/12)			None			
vs. New England (1/19)			None				vs. New England (1/19)			None			
vs. Seattle (2/2)			None				vs. Seattle (2/2)			None			

100-YARD RECEIVING GAMES

BRONCOS (13 reg. season; 2 postseason)							OPPONENTS (8 reg. season; 1 postseason)						
GAME	Player	Rec.	Yds.	Avg.	LG	TDs	GAME	Player	Rec.	Yds.	Avg.	LG	TDs
vs. Baltimore (9/5)	D. Thomas	5	161	32.2	78t	2	vs. Baltimore (9/5)			None			
	J. Thomas	5	110	22.0	44	2							
at N.Y.G. (9/15)			None				at N.Y.G. (9/15)	Cruz	8	118	14.8	51	0
vs. Oakland (9/23)	Decker	8	133	16.6	61	1	vs. Oakland (9/23)	Moore	6	124	20.7	73t	1
vs. Philadelphia (9/29)			None				vs. Philadelphia (9/29)			None			
at Dallas (10/6)	J. Thomas	9	122	13.6	29	2	at Dallas (10/6)	Williams	4	151	37.8	82t	1
								Bryant	6	141	23.5	79	2
								Witten	7	121	17.3	27	1
vs. Jacksonville (10/13)			None				vs. Jacksonville (10/13)	Blackmon	14	190	13.6	23	0
at Indianapolis (10/20)	Decker	8	150	18.8	49	1	at Indianapolis (10/20)			None			
vs. Washington (10/27)			None				vs. Washington (10/27)			None			
at San Diego (11/10)	D. Thomas	7	108	15.4	34t	3	at San Diego (11/10)			None			
vs. Kansas City (11/17)	D. Thomas	5	121	24.2	70	0	vs. Kansas City (11/17)			None			
at New England (11/24)			None				at New England (11/24)	Edelman	9	110	12.2	43	2
at Kansas City (12/1)	Decker	8	174	21.8	42	4	at Kansas City (12/1)			None			
	D. Thomas	3	106	35.3	77	0							
vs. Tennessee (12/8)	Decker	8	117	14.6	24	1	vs. Tennessee (12/8)	Hunter	4	114	28.5	57	1
vs. San Diego (12/12)			None				vs. San Diego (12/12)			None			
at Houston (12/22)	Decker	10	131	13.1	35	2	at Houston (12/22)			None			
	D. Thomas	8	123	15.4	36t	1							
at Oakland (12/29)	D. Thomas	6	113	18.8	63t	2	at Oakland (12/29)			None			
POSTSEASON							POSTSEASON						
vs. San Diego (1/12)			None				vs. San Diego (1/12)	Allen	6	142	23.7	49	2
vs. New England (1/19)	D. Thomas	7	134	19.1	30	1	vs. New England (1/19)			None			
vs. Seattle (2/2)	D. Thomas	13	118	9.1	23	1	vs. Seattle (2/2)			None			

300-YARD PASSING GAMES

BRONCOS (12 reg. season; 1 postseason)								OPPONENTS (5 reg. season; 0 postseason)							
GAME	Player	Cmp.-Att.	Yds.	TDs	INTs	Rtg.		GAME	Player	Cmp.-Att.	Yds.	TDs	INTs	Rtg.	
vs. Baltimore (9/5)	Manning	27-42	462	7	0	141.1		vs. Baltimore (9/5)	Flacco	34-62	362	2	2	69.4	
at N.Y.G. (9/15)	Manning	30-43	307	2	0	105.5		at N.Y.G. (9/15)	Manning	28-49	362	1	4	53.3	
vs. Oakland (9/23)	Manning	32-37	374	3	0	135.8		vs. Oakland (9/23)			None				
vs. Philadelphia (9/29)	Manning	28-34	327	4	0	146		vs. Philadelphia (9/29)			None				
at Dallas (10/6)	Manning	33-42	414	4	1	129.6		at Dallas (10/6)	Romo	25-36	506	5	1	140	
vs. Jacksonville (10/13)			None					vs. Jacksonville (10/13)	Henne	27-42	303	0	2	65.9	
at Indianapolis (10/20)	Manning	29-49	386	3	1	96.1		at Indianapolis (10/20)			None				
vs. Washington (10/27)	Manning	30-44	354	4	3	94.3		vs. Washington (10/27)			None				
at San Diego (11/10)	Manning	25-36	330	4	0	135.2		at San Diego (11/10)			None				
vs. Kansas City (11/17)	Manning	24-40	323	1	0	94.1		vs. Kansas City (11/17)			None				
at New England (11/24)			None					at New England (11/24)	Brady	34-50	344	3	0	107.4	
at Kansas City (12/1)	Manning	22-35	403	5	2	118.2		at Kansas City (12/1)			None				
vs. Tennessee (12/8)	Manning	39-59	397	4	0	107.8		vs. Tennessee (12/8)			None				
vs. San Diego (12/12)			None					vs. San Diego (12/12)			None				
at Houston (12/22)	Manning	32-51	400	4	0	113.2		at Houston (12/22)			None				
at Oakland (12/29)			None					at Oakland (12/29)			None				
POSTSEASON								POSTSEASON							
vs. San Diego (1/12)			None					vs. San Diego (1/12)			None				
vs. New England (1/19)	Manning	32-43	400	2	0	118.4		vs. New England (1/19)			None				
vs. Seattle (2/2)			None					vs. Seattle (2/2)			None				

DENVER BRONCOS 2013 BIG-PLAY LOG

[illegible]

BRONCOS PASSING (20+Yards)				
Game	Qtr.	Time	Yards	Player (QB)
vs. Bal. (9/5)	2	11:40	24	J. Thomas (Manning) *
	2	5:57	44	J. Thomas (Manning)
	2	5:41	23	J. Thomas (Manning) *
	3	13:45	34	D. Thomas (Manning)
	3	12:37	28	Caldwell (Manning) *
	3	4:42	23	Moreno (Manning)
	4	14:27	27	Decker (Manning)
	4	13:19	26	D. Thomas (Manning) *
	4	4:42	78	D. Thomas (Manning) *
at N.Y.G. (9/15)	1	11:14	36	Caldwell (Manning)
	2	2:00	20	Welker (Manning)
vs. Oak. (9/23)	1	11:32	22	D. Thomas (Manning)
	2	5:57	61	Decker (Manning)
	2	1:44	20	Welker (Manning)
	4	13:38	32	Welker (Manning)
vs. Phil. (9/29)	1	14:11	33	Welker (Manning)
	2	2:00	52	Decker (Manning)
at Dal. (10/6)	1	2:59	57	Decker (Manning)
	3	12:34	27	J. Thomas (Manning)
	3	7:08	29	J. Thomas (Manning)
	4	4:47	26	D. Thomas (Manning)
vs. Jac. (10/13)	1	13:57	28	Moreno (Manning)
	1	2:50	20	Welker (Manning) *
	2	8:53	26	Welker (Manning)
	3	15:00	23	Decker (Manning)
	3	7:14	42	D. Thomas (Manning)
	4	11:03	31	D. Thomas (Manning)
at Ind. (10/20)	1	9:02	39	Decker (Manning)
	4	12:59	49	Decker (Manning)
	4	12:19	31	D. Thomas (Manning) *
	4	4:45	24	Welker (Manning)
	4	4:19	27	D. Thomas (Manning)
	4	3:22	25	Welker (Manning)
	4	1:28	20	Decker (Manning)
vs. Was. (10/27)	2	10:07	24	Welker (Manning)
	4	14:29	35	Moreno (Manning) *
	4	6:43	35	D. Thomas (Manning) *
at S.D. (11/10)	1	9:31	74	J. Thomas (Manning) *
	2	7:52	34	Decker (Manning)
	2	0:24	28	D. Thomas (Manning)
	3	11:41	34	D. Thomas (Manning) *
vs. K.C. (11/17)	1	4:13	70	D. Thomas (Manning)
	2	12:25	20	J. Thomas (Manning)
	2	11:51	29	D. Thomas (Manning)
	3	3:54	33	Decker (Manning)
	4	11:22	20	Welker (Manning)
at N.E. (11/24)	2	8:53	31	Ball (Manning)
at K.C. (12/1)	1	2:00	34	Moreno (Manning)
	2	15:00	41	Decker (Manning) *
	2	4:52	42	Decker (Manning)
	3	14:21	20	Welker (Manning)
	3	12:00	37	Decker (Manning) *
	3	8:24	77	D. Thomas (Manning)
	4	4:10	31	Moreno (Manning)
vs. Ten. (12/8)	1	1:06	24	Decker (Manning)
	2	2:48	30	Welker (Manning)
	3	12:26	38	D. Thomas (Manning)
	4	9:19	20	Decker (Manning) *
vs. S.D. (12/12)	1	14:52	22	J. Thomas (Manning)
	1	4:46	21	D. Thomas (Manning)
	1	3:15	21	Decker (Manning)
	4	15:00	21	Decker (Manning)
at Hou. (12/22)	1	7:38	35	Decker (Manning)
	2	15:00	36	D. Thomas (Manning) *
	2	0:20	23	J. Thomas (Manning)
	4	7:04	20	Decker (Manning) *
	5	4:34	25	J. Thomas (Manning) *
	at Oak. (12/29)	2	5:46	63
vs. S.D. (1/12)	4	3:06	21	J. Thomas (Manning)
vs. N.E. (1/19)	1	11:33	21	Decker (Manning)
	1	5:52	29	D. Thomas (Manning)
	2	2:00	26	D. Thomas (Manning)
	2	1:33	27	D. Thomas (Manning)
	3	0:54	30	D. Thomas (Manning)
	4	9:19	37	J. Thomas (Manning)
	4	3:01	23	Tanne (Manning)
	3	6:08	23	D. Thomas (Manning)
vs. Sea. (2/2)	3	0:29	22	Welker (Manning)
SEASON TOTALS				
TOTALS	No.	Yds.	Avg.	TDs
	68	2255	33.2	18
POSTSEASON TOTALS				
TOTALS	No.	Yds.	Avg.	TDs
	10	259	25.9	0

*Play resulted in a touchdown

DENVER BRONCOS 2013 OPPONENTS BIG-PLAY LOG

OPPONENT RUSHING (10+Yards)

Game	Qtr.	Time	Yards	Player
vs. Bal. (9/5)	1	11:09	14	Pierce
	2	0:39	12	Rice
at N.Y.G. (9/15)				None
vs. Oak. (9/23)	1	0:47	23	Pryor
vs. Phi. (9/29)	1	8:59	13	Vick
	1	0:53	10	McCoy
	3	9:34	15	McCoy
	4	12:53	10	McCoy
	4	6:02	28	Polk
at Dal. (10/6)	2	14:17	13	Murray
vs. Jac. (10/13)	3	11:34	28	Jones-Drew
at Ind. (10/20)	2	7:32	11	Luck
	3	5:08	10	Luck*
	4	14:19	30	Heyward-Bey
vs. Was. (10/27)	1	4:15	12	Morris
	2	7:22	27	Morris
	3	12:20	14	Morris
at S.D. (11/10)	2	11:04	35	Mathews
vs. K.C. (11/17)	2	8:20	35	Charles
	2	:00	25	Smith
	3	1:40	17	Smith
at N.E. (11/24)	2	12:48	33	Bolden
at K.C. (12/1)	1	5:28	15	Charles
	1	4:55	13	Smith
	1	4:09	20	Davis
	2	1:22	26	Smith
	3	11:51	15	Charles
	4	11:36	15	Charles
vs. Ten. (12/8)	2	7:07	28	Greene*
	3	7:34	18	C. Johnson
	4	11:11	11	C. Johnson
vs. S.D. (12/12)	1	11:51	18	Mathews
	1	0:46	11	Rivers
	2	14:17	10	Mathews
	3	11:14	23	Mathews*
	4	8:50	13	Mathews
at Hou. (12/22)	3	5:21	14	Karim
at Oak. (12/29)	2	11:53	11	Pryor
	4	5:08	10	Pryor
	4	3:10	10	Pryor
	4	2:00	11	Pryor
vs. S.D. (1/12)	2	13:32	16	Mathews
vs. N.E. (1/19)	4	4:42	11	Vereen
vs. Sea. (2/2)	1	14:08	30	Harvin
	1	0:59	15	Harvin
	3	10:38	18	Lynch
	4	7:26	16	Wilson

REGULAR SEASON TOTALS

	No.	Yds.	Avg.	TDs
TOTALS	40	707	17.7	3

POSTSEASON TOTALS

	No.	Yds.	Avg.	TDs
TOTALS	6	106	17.7	0

OPPONENT PASSING (20+Yards)

Game	Qtr.	Time	Yards	Player (QB)
vs. Bal. (9/5)	1	10:03	29	T. Smith (Flacco)
	2	10:56	31	Clark (Flacco)
	2	2:00	23	M. Brown (Flacco)
	3	0:55	22	M. Brown (Flacco)
	4	11:19	27	Clark (Flacco)
	4	7:30	34	T. Smith (Flacco)
at N.Y.G. (9/15)	1	10:50	51	Cruz (Manning)
	2	14:16	23	Nicks (Manning)
	2	8:41	27	Myers (Manning)
	2	0:30	34	Nicks (Manning)
	4	9:40	25	Myers (Manning)
	4	4:10	23	Scott (Manning)*
vs. Oak. (9/23)	2	6:11	73	Moore (Pryor)*
	3	1:58	20	Rivera (Pryor)
	3	0:55	29	Butler (Pryor)
	4	7:24	28	Streater (Pryor)
vs. Phi. (9/29)	1	8:42	24	Celek (Vick)
	2	12:46	20	D. Jackson (Vick)
	2	11:53	35	Brown (Vick)
	2	4:30	21	McCoy (Vick)
	4	15:00	27	Celek (Vick)
	4	12:31	38	Ertz (Vick)
	4	5:05	37	Maehl (Foles)
at Dal. (10/6)	1	14:20	25	Williams (Romo)
	1	4:09	27	Witten (Romo)
	1	1:46	25	Escobar(Romo)
	2	0:28	38	Williams (Romo)
	3	7:20	82	Williams (Romo)*
	3	3:17	27	Bryant (Romo)
	3	1:03	23	Beasley (Romo)
	4	14:27	26	Witten (Romo)
	4	8:27	79	Bryant (Romo)
vs. Jac. (10/13)	1	11:05	23	J. Blackmon (Henne)
	3	12:16	20	J. Blackmon (Henne)
	4	7:04	23	Harbor (Henne)
at Ind. (10/20)	1	6:04	27	Heyward-Bey (Luck)
	2	8:45	28	Brown (Luck)
	2	5:57	20	Havili (Luck)*
	2	1:06	21	Fleener (Luck)
vs. Was. (10/27)				None
at S.D. (11/10)	1	2:52	25	Green (Rivers)
	2	4:07	22	Gates (Rivers)
	4	14:16	24	Gates (Rivers)
	4	12:10	30	Royal (Rivers)
vs. K.C. (11/17)	2	15:00	26	Bowe (Smith)
	3	10:31	21	McGrath (Smith)
	4	6:21	20	Avery (Smith)
at N.E. (11/24)	3	12:59	33	Gronkowski (Brady)
	3	1:18	43	Edelman (Brady)
at K.C. (12/1)	1	10:59	24	Bowe (Smith)
	4	3:21	26	Jenkins (Smith)
	4	2:45	28	McCluster (Smith)
	4	2:12	23	Bowe (Smith)
vs. Ten. (12/8)	1	13:09	57	Hunter (Fitzpatrick)
	2	7:26	23	C. Johnson (Fitzpatrick)
	3	4:59	41	Hunter (Fitzpatrick)*
vs. S.D. (12/12)	3	12:56	32	Brown (Rivers)
	3	3:51	20	Royal (Rivers)
at Hou. (12/22)	1	3:57	33	A. Johnson (Schaub)
	3	13:14	40	Griffin (Schaub)
at Oak. (12/29)	3	5:34	24	Moore (Pryor)
	4	5:37	22	Holmes (Pryor)
vs. S.D. (1/12)	4	15:00	30	Royal (Rivers)
	4	7:38	49	Allen (Rivers)
	4	4:42	25	Allen (Rivers)
vs. N.E. (1/19)	1	3:43	24	Vereen (Brady)
	2	7:50	27	Dobson (Brady)
	4	11:35	20	Collie (Brady)
vs. Sea. (2/2)	1	4:26	37	Baldwin (Wilson)
	3	3:11	23	Kearse (Wilson)*
	4	12:37	24	Kearse (Wilson)

REGULAR SEASON TOTALS

	No.	Yds.	Avg.	TDs
TOTALS	61	1852	30.4	5

POSTSEASON TOTALS

	No.	Yds.	Avg.	TDs
TOTALS	9	259	28.8	1

*Play resulted in a touchdown

DENVER BRONCOS 2013 REGULAR SEASON TAKEAWAY CHART

GAME	W/L	+/-	BRONCOS				OPPONENTS			
			INT	FUM	Total	Pts.	INT	FUM	Total	Pts.
vs. Bal. (9/5)	W	EVEN	2	0	2	7	0	2	2	14
at NYG (9/15)	W	+3	4	0	4	7	0	1	1	3
vs. Oak. (9/23)	W	-2	0	0	0	0	0	2	2	14
vs. Phi. (9/29)	W	EVEN	0	0	0	0	0	0	0	0
at Dal. (10/6)	W	EVEN	1	1	2	10	1	1	2	14
vs. Jac. (10/13)	W	-1	2	0	2	7	1	2	3	9
at Ind. (10/20)	L	-2	0	1	1	7	1	2	3	10
vs. Was. (10/27)	W	+1	4	1	5	17	3	1	4	14
at S.D. (11/10)	W	-1	0	0	0	0	0	1	1	7
vs. K.C. (11/17)	W	EVEN	0	1	1	7	0	1	1	0
at N.E. (11/24)	L	-1	0	3	3	17	1	3	4	17
at K.C. (12/1)	W	-1	1	0	1	0	2	0	2	14
vs. Ten. (12/8)	W	+2	1	1	2	14	0	0	0	0
vs. S.D. (12/12)	L	-1	0	0	0	0	1	0	1	3
at Hou. (12/22)	W	+2	2	0	2	7	0	0	0	0
at Oak. (12/29)	W	+1	0	1	1	7	0	0	0	0
TOTALS	13-3	EVEN	17	9	26	107	10	16	26	119

DENVER BRONCOS 2013 POSTSEASON TAKEAWAY CHART

GAME	W/L	+/-	BRONCOS				OPPONENTS			
			INT	FUM	Total	Pts.	INT	FUM	Total	Pts.
vs. S.D. (1/12)	W	-2	0	0	0	0	1	1	2	0
vs. N.E. (1/19)	W	EVEN	0	0	0	0	0	0	0	0
	L	-4	0	0	0	0	2	2	4	21
TOTALS	2-1	-6	0	0	0	0	3	3	6	21

DENVER BRONCOS 2013 REGULAR SEASON TURNOVER LOG (EVEN)

TAKEAWAYS (26 TOT., 17 INT, 9 FUM, 107 pts.)					
Game	Qtr.	Time	Takeaway	Player	Field Pos. Pts.
vs. Bal. (9/5)	2	11:47	Interception	Harris Jr.	BAL 24 7
	4	12:13	Interception	Trevathan	TO 0
at NYG (9/15)	2	0:16	Interception	Rodgers-Cromartie	DEN 20 0
	4	15:00	Interception	Harris Jr.	NYG 36 7
	4	7:43	Interception	Moore	DEN 20 0
	4	0:57	Interception	Carter	NDEN 20 0
vs. Oak. (9/23)				None	
vs. Phi. (9/29)				None	
at Dal. (10/6)	2	8:59	Fumble	Ihenacho	DAL 41 7
	4	2:04	Interception	Trevathan	DAL 24 3
vs. Jac. (10/13)	4	11:37	Interception	Webster	JAC 41 7
	4	0:54	Interception	Trevathan	DEN 45 0
at Ind. (10/20)	4	11:35	Fumble	Ihenacho	IND 23 7
vs. Was. (10/27)	4	13:17	Fumble	Wolfe	WAS 24 3
	4	7:17	Interception	Harris Jr.	WAS 25 7
	4	5:53	Interception	Moore	WAS 46 0
	4	2:20	Interception	Rodgers-Cromartie	TD 7
	4	2:00	Interception	Phillips	WAS 31 0
at S.D. (11/10)				None	
vs. K.C. (11/17)	1	5:36	Fumble	Jammer	DEN 16 7
at N.E. (11/24)	1	10:07	Fumble	Miller	TD 7
	1	9:30	Fumble	Knighton	NE 10 7
	1	7:33	Fumble	Trevathan	NE 44 3
at K.C. (12/1)	1	8:57	Interception	Woodyard	DEN 20 0
vs. Ten. (12/8)	3	10:37	Interception	Knighton	TEN 43 7
	4	9:56	Fumble	Adams	TEN 32 7
vs. S.D. (12/12)				None	
at Hou. (12/22)	4	14:21	Interception	Adams	HOU 28 7
	4	3:39	Interception	Rodgers-Cromartie	DEN 22 0
at Oak. (12/29)	1	6:57	Fumble	Williams	OAK 21 7
BRONCOS TAKEAWAY LEADERS					
Player	INT	FUM	Totals	Pts.	
Trevathan	3	1	4	6	
Harris Jr.	3	0	3	21	
Rodgers-Cromartie	3	0	3	7	
Adams	1	1	2	14	
Ihenacho	0	2	2	14	
Knighton	1	1	2	14	
Moore	2	0	2	0	
Miller	0	1	1	7	
Carter	1	0	1	0	
Jammer	0	1	1	7	
Phillips	1	0	1	0	
Webster	1	0	1	7	
Williams	0	1	1	7	
Wolfe	0	1	1	3	
Woodyard	1	0	1	0	
TOTALS	17	9	26	107	

GIVEAWAYS (26 TOT., 10 INT, 16 FUM, 119 pts.)					
Game	Qtr.	Time	Giveaway	Player	Field Pos. Pts.
vs. Bal. (9/5)	2	8:18	Fumble	Welker	DEN 2 7
	4	12:13	Fumble	Trevathan	BAL 20 7
at NYG (9/15)	1	10:59	Fumble	Ball	NYG 20 3
vs. Oak. (9/23)	3	2:52	Fumble	Manning	OAK 15 7
	4	2:31	Fumble	Ball	DEN 15 7
vs. Phi. (9/29)				None	
at Dal. (10/6)	1	7:05	Fumble	Decker	DEN 42 7
	3	0:09	Interception	Manning	DAL 49 7
vs. Jac. (10/13)	2	8:08	Fumble	Manning	DEN 40 3
	2	0:48	Interception	Manning	TD 6
	4	13:57	Fumble	Manning	JAC 6 0
at Ind. (10/20)	1	1:42	Fumble	Holliday	DEN 11 7
	4	7:07	Interception	Manning	DEN 20 3
	4	3:15	Fumble	Hillman	IND 3 0
vs. Was. (10/27)	3	13:06	Fumble	Manning	DEN 19 7
	3	11:34	Interception	Manning	TD 7
	4	8:06	Interception	Manning	WAS 22 0
	4	4:17	Interception	Manning	WAS 36 0
at S.D. (11/10)	3	9:41	Fumble	Manning	DEN 11 7
vs. K.C. (11/17)	1	5:42	Fumble	Manning	DEN 18 0
at N.E. (11/24)	2	0:15	Fumble	Holliday	DEN 42 0
	3	8:40	Fumble	Ball	DEN 32 7
	4	14:37	Interception	Manning	DEN 30 7
	OT	3:11	Fumble	Carter	DEN 13 3
at K.C. (12/1)	1	6:59	Interception	Manning	KC 17 7
	2	13:23	Interception	Manning	DEN 22 7
vs. Ten. (12/8)				None	
vs. S.D. (12/12)	4	5:17	Interception	Manning	DEN 33 3
at Hou. (12/22)				None	
at Oak. (12/29)				None	
BRONCOS GIVEAWAY LEADERS					
Player	INT	FUM	Totals	Pts.	
Manning	10	6	16	71	
Ball	0	3	3	17	
Holliday	0	2	2	7	
Carter	0	1	1	3	
Decker	0	1	1	7	
Hillman	0	1	1	0	
Trevathan	0	1	1	7	
Welker	0	1	1	7	
TOTALS	10	16	26	119	

DENVER BRONCOS 2013 POSTSEASON TURNOVER LOG (-6)

TAKEAWAYS (0 TOT., 0 INT, 0 FUM, 0 pts.)					
Game	Qtr.	Time	Takeaway	Player	Field Pos. Pts.
vs. S.D. (1/12)				None	
vs. N.E. (1/19)				None	
vs. Sea. (2/2)				None	
BRONCOS TAKEAWAY LEADERS					
Player	INT	FUM	Totals	Pts.	
TOTALS	0	0	0	0	

GIVEAWAYS (6 TOT., 3 INT, 3 FUM, 21 pts.)					
Game	Qtr.	Time	Giveaway	Player	Field Pos. Pts.
vs. S.D. (1/12)	2	14:17	Fumble	J. Thomas	SD 44 0
	2	0:35	Interception	Manning	SD 20 0
vs. N.E. (1/19)				None	
vs. Sea. (2/2)	1	1:10	Interception	Manning	DEN 37 7
	2	3:36	Interception	Manning	TD 7
	3	6:08	Fumble	D. Thomas	SEA 27 7
	4	3:52	Fumble	Manning	DEN 29 0
BRONCOS GIVEAWAY LEADERS					
Player	INT	FUM	Totals	Pts.	
Manning	3	1	4	14	
D. Thomas	0	1	1	7	
J. Thomas	0	1	1	0	
TOTALS	3	3	6	21	

2013 INDIVIDUAL GAME-BY-GAME STATISTICS — BRONCOS LEADERS										
Game	SCORING		RUSHES		RUSH YDS		RECEPTIONS		REC. YDS	
vs. Baltimore (9/5)	Three players	12	Moreno	9	Moreno	28	Welker	9	D. Thomas	161
at N.Y.G. (9/15)	Moreno	12	Moreno	13	Moreno	93	Decker	9	Decker	87
vs. Oakland (9/23)	Prater	13	Moreno	12	Hillman	66	D. Thomas	10	Decker	133
vs. Philadelphia (9/29)	D. Thomas, Welker	12	Moreno	12	Moreno	78	D. Thomas	9	Decker	88
at Dallas (10/6)	Prater	15	Moreno	19	Moreno	93	J. Thomas	9	J. Thomas	122
vs. Jacksonville (10/13)	Moreno	18	Moreno	15	Moreno	42	Moreno	7	Welker	63
at Indianapolis (10/20)	Prater	9	Moreno	15	Moreno	40	Decker	8	Decker	150
vs. Washington (10/27)	Prater	9	Moreno	13	Moreno	43	D. Thomas	7	Moreno	89
at San Diego (11/10)	D. Thomas	18	Moreno	15	Moreno	65	Moreno	8	D. Thomas	108
vs. Kansas City (11/17)	Ball	12	Moreno	27	Moreno	79	Welker	8	D. Thomas	121
at New England (11/24)	Prater	7	Moreno	37	Moreno	224	Tamme	5	Tamme	47
at Kansas City (12/1)	Decker	24	Moreno	15	Ball	117	Decker	8	Decker	174
vs. Tennessee (12/8)	Prater	15	Ball	15	Moreno	78	Decker	8	Decker	117
vs. San Diego (12/12)	Caldwell	12	Moreno	8	Moreno	19	Caldwell	6	Caldwell	59
at Houston (12/22)	Prater	13	Moreno	11	Moreno	76	Decker	10	Decker	131
at Oakland (12/29)	D. Thomas	12	Hillman	12	Ball	72	D. Thomas	6	D. Thomas	113
AVERAGE		13.3		15.5		75.8		7.9		110.2
POSTSEASON										
vs. San Diego (1/12)	Four players	6.0	Moreno	23.0	Moreno	82.0	D. Thomas	8.0	J. Thomas	76.0
vs. New England (1/19)	Prater	14.0	Moreno	14.0	Moreno	59.0	J. Thomas	8.0	D. Thomas	134.0
vs. Seattle (2/2)	D. Thomas	6.0	Moreno	5.0	Moreno	17.0	D. Thomas	13.0	D. Thomas	118.0
AVERAGE		8.7		14.0		52.7		9.7		109.3
Game	TACKLES		SACKS		INTS		PASSES DEF.		ST. TACKLES	
vs. Baltimore (9/5)	Ihenacho	12	Phillips	2.5	Harris, Trevathan	1	Carter	4	Three players	1
at N.Y.G. (9/15)	Trevathan	10	Trevathan	1.0	Four players	1	Carter	4	Johnson, Webster	2
vs. Oakland (9/23)	Irving, Woodyard	8	Ayers	2.0	None	0	Webster	2	Irving, Robinson	1
vs. Philadelphia (9/29)	Trevathan	10	Phillips, Wolfe	1.0	None	0	Rodgers-Cromartie	2	Brewer, Johnson	2
at Dallas (10/6)	Moore	6	Phillips	2.0	Trevathan	1	Ihenacho	2	Tamme	3
vs. Jacksonville (10/13)	Harris	11	Jackson	2.0	Trevathan, Webster	1	Bailey	3	Green, Trevathan	1
at Indianapolis (10/20)	Ihenacho	9	Knighton/Phillips	1.0	None	0	Lenon	2	Tamme	2
vs. Washington (10/27)	Trevathan	10	Three players	1.0	Four players	1	Rodgers-Cromartie	3	Irving, Tamme	1
at San Diego (11/10)	Trevathan, Woodyard	11	Four players	1.0	None	0	Harris	2	None	0
vs. Kansas City (11/17)	Phillips, Trevathan	10	Phillips	1.5	None	0	Four players	2	Bruton	2
at New England (11/24)	Woodyard	15	Miller	2.0	None	0	Two players	1	Johnson	2
at Kansas City (12/1)	Adams, Harris	6	None	0	Woodyard	1	Harris	3	Three players	1
vs. Tennessee (12/8)	Trevathan	6	Jackson, Miller	1.0	Knighton	1	Four players	1	Irving	2
vs. San Diego (12/12)	Trevathan	10	Phillips, Williams	1.0	None	0	Webster	1	Ball, Carter	1
at Houston (12/22)	Adams	9	Three players	1.0	Adams, R-Cromartie	1	Adams	3	Ball	2
at Oakland (12/29)	Bruton, Trevathan	5	Irving, Jackson	1.0	None	0	Ihenacho	1	Four players	1
AVERAGE		9.3		1.3		0.5		2.3		1.5
POSTSEASON										
vs. San Diego (1/12)	Four players	4.0	Phillips	2.0	None	0.0	Rodgers-Cromartie	3.0	None	0.0
vs. New England (1/19)	Trevathan	8.0	Ayers, Knighton	1.0	None	0.0	Carter	2.0	None	0.0
vs. Seattle (2/2)	Trevathan	12.0	None	0.0	None	0.0	Irving, Jackson	1.0	Marshall, Tamme	1.0
AVERAGE		8.0		1.0		0.0		2.0		0.3
Game	PUNT RET.		PR YDS		KICKOFF RET.		KOR YDS		PUNTS	
vs. Baltimore (9/5)	Holliday	4	Holliday	36	None	0	None	0	Colquitt	7
at N.Y.G. (9/15)	Holliday	4	Holliday	121	Holliday	2	Holliday	34	Colquitt	5
vs. Oakland (9/23)	Holliday	3	Holliday	34	Unrein	1	Unrein	8	Colquitt	1
vs. Philadelphia (9/29)	Holliday	2	None	0	Holliday	1	Holliday	105	Colquitt	2
at Dallas (10/6)	Holliday	1	Holliday	9	Holliday	3	Holliday	87	None	0
vs. Jacksonville (10/13)	Holliday	1	Holliday	1	None	0	None	0	Colquitt	3
at Indianapolis (10/20)	Holliday	4	Holliday	16	Holliday	4	Holliday	123	Colquitt	7
vs. Washington (10/27)	Holliday	1	Holliday	10	Holliday	1	Holliday	30	Colquitt	3
at San Diego (11/10)	Holliday	2	Holliday	6	Holliday	4	Holliday	103	Colquitt	5
vs. Kansas City (11/17)	Holliday	3	Holliday	17	Holliday	1	Holliday	28	Colquitt	6
at New England (11/24)	Welker	2	Welker	13	Holliday	3	Holliday	36	Colquitt	8
at Kansas City (12/1)	Welker	3	Welker	132	Caldwell	3	Caldwell	59	Colquitt	3
vs. Tennessee (12/8)	Welker	3	Welker	25	Caldwell	3	Caldwell	82	Colquitt	2
vs. San Diego (12/12)	None	0	None	0	Holliday	4	Holliday	108	Colquitt	4
at Houston (12/22)	Holliday	5	Holliday	21	Holliday	4	Holliday	99	Colquitt	6
at Oakland (12/29)	Holliday	1	None	0	Tamme	1	None	0	Colquitt	3
AVERAGE		2.4		27.6		2.2		56.4		4.1
POSTSEASON										
vs. San Diego (1/12)	Decker	3	Decker	66	Holliday	3	Holliday	77	None	0
vs. New England (1/19)	None	0	None	0	Holliday	1	Holliday	4	Colquitt	1
vs. Seattle (2/2)	Decker	1	Decker	9	Holliday	5	Holliday	105	Colquitt	2
AVERAGE		1.3		25		3		62		1

2013 INDIVIDUAL GAME-BY-GAME STATISTICS — OPPONENT LEADERS										
	SCORING		RUSHES		RUSH YDS		RECEPTIONS		REC. YDS	
Game										
vs. Baltimore (9/5)	Tucker	9	Rice	12	Rice	36	Rice	8	T. Smith	92
at N.Y.G. (9/15)	J. Brown	11	Jacobs, Wilson	7	Wilson	17	Cruz	8	Cruz	118
vs. Oakland (9/23)	Three players	6	McFadden	12	Pryor	36	Moore	6	Moore	124
vs. Philadelphia (9/29)	Henery	8	McCoy	16	McCoy	73	Celek	3	Celek	57
at Dallas (10/6)	Bryant	12	Murray	12	Murray	43	Witten	7	Williams	151
vs. Jacksonville (10/13)	Scobee	7	Jones-Drew	20	Jones-Drew	71	J. Blackmon	14	J. Blackmon	190
at Indianapolis (10/20)	Vinatieri	13	Richardson	14	Richardson	37	Fletcher, Wayne	5	Wayne	50
vs. Washington (10/27)	Three players	6	Morris	17	Morris	93	Reed	8	Reed	90
at San Diego (11/10)	Novak	8	Mathews	14	Mathews	59	Three players	4	Gates	62
vs. Kansas City (11/17)	Bowe, Fasano	6	Charles	16	Charles	78	McCluster	5	Bowe	57
at New England (11/24)	Edelman	12	Bolden	13	Bolden	58	Edelman	9	Edelman	110
at Kansas City (12/1)	Four players	6	Charles	19	Charles	93	McCluster	5	Bowe	56
vs. Tennessee (12/8)	Greene	12	Johnson	12	Greene, C. Johnson	46	Hunter	4	Hunter	114
vs. San Diego (12/12)	Allen	12	Mathews	29	Mathews	127	Brown, Royal	3	Brown	54
at Houston (12/22)	Bullock	7	D. Johnson	12	Karim	30	Griffin	5	Griffin	66
at Oakland (12/29)	Streater	6	Pryor	9	Pryor	49	Streater	5	Moore	63
AVERAGE		8.8		14.6		59.1		6.2		90.9
POSTSEASON										
vs. San Diego (1/12)	Allen	12.0	Woodhead	9.0	Woodhead	29.0	Allen	6.0	Allen	142.0
vs. New England (1/19)	Brady, Edelman	6.0	Ridley	5.0	Vereen	34.0	Edelman	10.0	Edelman	89.0
vs. Seattle (2/2)	Hauschka	11.0	Lynch	15.0	Harvin	45.0	Baldwin	5.0	Baldwin	66.0
AVERAGE		9.7		9.7		36.0		7.0		99.0
	TACKLES		SACKS		INTS		PASSES DEF.		ST. TACKLES	
Game										
vs. Baltimore (9/5)	Bynes, J. Smith	6	Three players	1.0	None	0	D. Smith	2	McClellan	2
at N.Y.G. (9/15)	Amukamara	10	None	0.0	None	0	Three players	3	Trattou	3
vs. Oakland (9/23)	Burnett, Woodson	10	Houston	1.0	None	0	Burnett, Jenkins	1	Young	2
vs. Philadelphia (9/29)	Ryans	12	Thornton	1.0	None	0	Fletcher	1	Boykin, Carmichael	1
at Dallas (10/6)	Lee	16	None	0.0	Claiborne	1	Church, Claiborne	1	Heath	2
vs. Jacksonville (10/13)	Harris	8	None	0.0	Posluszny	1	Five players	1	Prosinski	1
at Indianapolis (10/20)	Bethea, Freeman	9	Mathis	2.0	Angerer	1	Butler	3	Brown, Havili	2
vs. Washington (10/27)	Riley	11	Jackson, Kerrigan	1.0	Hall	2	Hall	3	Amerson, Barnett	1
at San Diego (11/10)	Butler, Weddle	7	English, Williams	1.0	None	0	Butler, Te'o	1	Ajirotutu	3
vs. Kansas City (11/17)	Houston	10	None	0.0	None	0	Four players	1	Four players	1
at New England (11/24)	Ninkovich	13	Cha. Jones, Team	1.0	Ryan	1	Three players	1	Slater	2
at Kansas City (12/1)	D. Johnson	9	None	0.0	Cooper, Demps	1	Four players	1	Hemingway	4
vs. Tennessee (12/8)	Griffin, Verner	9	None	0.0	None	0	Pollard, Verner	3	Three players	2
vs. San Diego (12/12)	Wright	7	Gilchrist	1.0	Keiser	1	Wright	2	Marshall	2
at Houston (12/22)	Sharpton	8	Mercilus	1.0	None	0	Three players	2	Tuggle	2
at Oakland (12/29)	Woodson	11	Three players	1.0	None	0	None	0	Olawale	1
AVERAGE		9.8		0.7		0.5		1.6		1.9
POSTSEASON										
vs. San Diego (1/12)	Addae	8.0	None	0.0	D. Butler	1.0	Wright	3.0	Five players	5.0
vs. New England (1/19)	McCourty	9.0	None	0.0	None	0.0	J. Collins	1.0	McCourty	1.0
vs. Seattle (2/2)	Wagner	10.0	Clemons	1.0	Chancellor, Smith	1.0	Avril, Chancellor	2.0	Six players	1.0
AVERAGE		9.0		0.3		0.7		2.0		2.3
	PUNT RET.		PR YDS		KICKOFF RET.		KOR YDS		PUNTS	
Game										
vs. Baltimore (9/5)	Webb	1	Webb	13	None	0	None	0	Koch	9
at N.Y.G. (9/15)	Randle	2	Randle	13	Wilson	5	Wilson	121	Weatherford	5
vs. Oakland (9/23)	None	0	None	0	Ford	2	Ford	45	King	6
vs. Philadelphia (9/29)	D. Johnson	1	D. Johnson	21	D. Johnson	1	D. Johnson	26	Jones	4
at Dallas (10/6)	None	0	None	0	Harris	3	Harris	79	C. Jones	1
vs. Jacksonville (10/13)	Sanders	2	Sanders	1	None	0	None	0	Anger	3
at Indianapolis (10/20)	Hilton	3	Hilton	35	Vaughn	3	Vaughn	88	McAfee	9
vs. Washington (10/27)	Morgan	2	Morgan	36	None	0	None	0	Rocca	7
at San Diego (11/10)	None	0	None	0	None	0	None	0	Scifres	5
vs. Kansas City (11/17)	McCluster	5	McCluster	33	Davis	1	Davis	23	D. Colquitt	7
at New England (11/24)	Edelman	3	Edelman	39	McCourty	3	McCourty	51	Allen	6
at Kansas City (12/1)	McCluster	1	McCluster	0	Davis	2	Davis	130	D. Colquitt	5
vs. Tennessee (12/8)	None	0	None	0	L. Washington	5	L. Washington	209	Kern	4
vs. San Diego (12/12)	Allen	2	Allen	11	None	0	None	0	Scifres	3
at Houston (12/22)	Martin	5	Martin	70	D. Johnson	1	D. Johnson	22	Lechler	8
at Oakland (12/29)	Jenkins	1	Jenkins	1	Jones	2	Jones	51	King	5
AVERAGE		1.8		17.1		1.8		52.8		5.4
POSTSEASON										
vs. San Diego (1/12)	None	0	None	0	None	0	None	0	Scifres	4
vs. New England (1/19)	None	0	None	0	None	0	None	0	Allen	3
vs. Seattle (2/2)	None	0	None	0	Harvin, Tate	1	Harvin	87	Ryan	1
AVERAGE		0.0		0.0		0.3		29.0		2.7

DENVER BRONCOS 2013 REGULAR SEASON MISCELLANEOUS GAME INFORMATION

GAME	W/L	KICKOFF	LENGTH	ATTN.	TEMP.	TV	BROADCAST CREW	OFFICIALS
vs. Baltimore (9/5)	W, 49-27	7:13 PM MDT	3:38	76,977	83 ° F	NBC	Al Michaels Cris Collinsworth	REF: Coleman (65), UMP: Ellison (81), HL: Bergman (91), LJ: Baynes (59), SJ: Patterson (15), FJ: Gautreaux (80), BJ: Yette (38), RO: Boylston
at N.Y. Giants (9/15)	W, 41-23	4:25 PM EDT	3:20	81,285	70 ° F	CBS	Jim Nantz Phil Simms	REF: Steratore (114), UMP: Schuster (129), HL: Mackie (106), LJ: Arthur (108), SJ: Weatherford (116), FJ: Waggoner (25), BJ: Paganelli (105), RO: Weidner
vs. Oakland (9/23)	W, 37-21	6:40 PM MDT	3:02	76,978	64 ° F	ESPN	Mike Tirico Jon Gruden	REF: Boger (23), UMP: Michalek (115), HL: Camp (134), LJ: Stephan (68), SJ: Baynes (56), FJ: Pringleau (109), BJ: Steratore (112), RO: Madsen
vs. Philadelphia (9/29)	W, 52-20	2:25 PM MDT	3:01	77,002	76 ° F	FOX	Joe Buck Troy Aikman	REF: Morelli (135), UMP: Jenkins (76), HL: McKenzie (8), LJ: Johnson (101), SJ: Vernatchi (75), FJ: Lucivansky (89), BJ: Shaw (104), RO: Moore
at Dallas (10/6)	W, 51-48	3:25 PM CDT	3:13	92,758	Indoors	CBS	Jim Nantz Phil Simms	REF: McAulay (77), UMP: Dawson (70), HL: Bradley (98), LJ: Boston (18), SJ: Coleman (95), FJ: Brown (43), BJ: Dyer (27), RO: Frantz
vs. Jacksonville (10/13)	W, 35-19	2:05 PM MDT	3:01	76,862	59 ° F	CBS	Ian Eagle Dan Fouts Shannon Sharpe	REF: Triplette (42), UMP: Hannah (40), HL: McKinnely (110), LJ: Bergman (32), SJ: Wyant (16), FJ: Anderson (20), BJ: Freeman (133), RO: Hynes
at Indianapolis (10/20)	L, 39-33	8:31 PM EDT	3:43	67,196	57 ° F	NBC	Al Michaels Cris Collinsworth	REF: Cheffers (51), UMP: Wash (96), HL: Payne (79), LJ: Symonette (100), SJ: Hayes (125), FJ: Lamberth (21), BJ: Prukop (30), RO: Stewart
vs. Washington (10/27)	W, 45-21	2:25 PM MDT	3:18	77,031	69 ° F	FOX	Thom Brennaman Troy Aikman	REF: Winter (14), UMP: Paganelli (124), HL: Howey (37), LJ: Arthur (108), SJ: Hill (97), FJ: Steenson (88), BJ: Steed (12), RO: Lapetina
at San Diego (11/10)	W, 28-20	1:25 PM PST	3:01	68,847	78 ° F	CBS	Jim Nantz Phil Simms	REF: Corrente (99), UMP: Bryan (11), HL: Hayward (54), LJ: Lewis (130), SJ: Torbert (62), FJ: Cavaletto (60), BJ: Wilson (119), RO: Slavin
vs. Kansas City (11/17)	W, 27-17	6:30 PM MST	3:38	77,076	43 ° F	NBC	Al Michaels Cris Collinsworth	REF: Parry (132), UMP: Ferrell (64), HL: Bowers (74), LJ: Hill (29), SJ: Larrew (73), FJ: Edwards (3), BJ: Paganelli (46), RO: McGrath
at New England (11/24)	L, 34-31	8:30 PM EST	3:53	68,756	22 ° F	NBC	Al Michaels Cris Collinsworth	REF: Steratore (114), UMP: Schuster (129), HL: Mackie (106), LJ: Seeman (45), SJ: Weatherford (116), FJ: Waggoner (25), BJ: Paganelli (105), RO: Weidner
at Kansas City (12/1)	W, 35-28	3:26 PM CST	3:20	77,065	55 ° F	CBS	Jim Nantz Phil Simms	REF: McAulay (77), UMP: Dawson (70), HL: Bradley (98), LJ: Steinkerchner (84), SJ: Baynes (56), FJ: Brown (43), BJ: Dyer (27), RO: Frantz
vs. Tennessee (12/8)	W, 51-28	2:05 PM MST	3:17	76,554	18 ° F	CBS	Jim Nantz Phil Simms	REF: Green (19), UMP: Stritesky (102), HL: Stabile (24), LJ: Spanier (90), SJ: Rose (128), FJ: Cheek (41), BJ: Helverson (93), RO: Burns
vs. San Diego (12/12)	L, 27-20	6:29 PM MST	2:58	76,497	37 ° F	NFL N	Brad Nessler Mike Mayock	REF: Vinovich (52), UMP: King (121), HL: Mello (48), LJ: Mapp (10), SJ: DeBell (58), FJ: Zimmer (33), BJ: Quirk (63), RO: Spyskma
at Houston (12/22)	W, 37-13	12:02 PM CST	3:12	71,761	58 ° F	CBS	Ian Eagle Dan Fouts	REF: Hochuli (85), UMP: Brown (31), HL: Hittner (28), LJ: Hussey (35), SJ: Washington (7), FJ: Wrolstad (4), BJ: Carey (126), RO: Sifferman
at Oakland (12/29)	W, 34-14	1:25 PM PST	3:03	51,500	70 ° F	CBS	Kevin Harlan Solomon Wilcotts	REF: Winter (14), UMP: Paganelli (124), HL: Howey (37), LJ: Arthur (108), SJ: Hill (97), FJ: Steenson (88), BJ: Steed (12), RO: Lapetina
vs. San Diego (1/12)	W, 24-17	2:40 PM MST	3:13	76,969	41 ° F	CBS	Jim Nantz Phil Simms	REF: Blakeman (34), UMP: Bryan (11), HL: Mello (48), LJ: Seeman (45), SJ: Wyant (16), FJ: Waggoner (25), BJ: Paganelli (105), RO: Burns
vs. New England (1/19)	W, 26-16	1:06 PM MST	2:57	77,110	63 ° F	CBS	Jim Nantz Phil Simms	REF: Corrente (99), UMP: King (121), HL: Payne (79), LJ: Hussey (35), SJ: Hill (97), FJ: Wrolstad (4), BJ: Wilson (119), RO: Madsen
vs. Seattle (2/2)	L, 43-8	6:32 PM EST	3:23	82,529	49 ° F	FOX	Joe Buck Troy Aikman	REF: McAulay (77), UMP: Paganelli (124), HL: Mello (48), LJ: Symonette (100), SJ: Wyant (16), FJ: Steenson (88), BJ: Freeman (133), RO: Frantz

2013 DENVER BRONCO MISCELLANEOUS PLAYOFF STATISTICS (Won 2, Lost 1)



DRIVE ENGINEERING

Quarterback	Drives Started	Drives Ended By	Points Yielded	Pts./Drive	Quarterback Drive Efficiency*	Directing Offense**
		TD FG FGA PNT DWN TRN SAF CLK RPL				Plays Yards Avg. 3 & Out
P. MANNING	27	6 5 1 3 2 6 1 3 0	58	2.15	40.7% 50.0%	203 1178 5.8 5
DENVER	27	6 5 1 3 2 6 1 3 0	58	2.15	40.7% 50.0%	203 1178 5.8 5
Opponents	26	7 4 1 8 3 0 0 3 0	60	2.30	42.3% 52.2%	159 921 5.8 4

(*—the second number is the percentage the quarterback has put his team in position to score, allowing for missed field goals and subtracting those drives ended by the clock and replaced due to injury. Quarterbacks who leave the game during a drive only get a replacement credit if team goes on to earn at least one first down. Blocked punts for safeties counted as drive ended by punt; **—does not include plays when not at helm or not truly setting a play in motion, i.e., muffed punts/kneel downs/spiked balls: Manning 2-for-[-2]; Opponents 1-for-[-1].)

KICKOFF ANALYSIS

Kicker	No. Total	Opp Ret.	FC	MF	NA	TB	EZ+	In20/25	TD	OB	OnS	SQB	FK	OSY-----	Ret.	ASV-----	Ret.
N. PRATER	13	1	0	0	0	12	7	0/12	1	0	(1)	(0)	(0)	340	100	O26
B. COLQUITT	0	0	0	0	0	0	0	0/0	0	0	(0)	(0)	(1)	0	0
Opponents	14	9	0	0	0	5	5	3/7	0	0	(2)	(0)	(0)	316	216	D23 D24	(In Denver: 6 KO / 2 TB / 2 EZ+)

(KEY: MF—muffed; EZ+—through or over end zone; OSY—Opponent Cumulative Starting Yardlines; ASV—Average Starting Yardline; Ret—averages using returned kicks only. Onsidies (OnS), short squibs (SQB) and free kicks (FK) omitted in figuring the above (return counts could be off); out-of-bounds (OB) are not. Yardlines determined from spot of penalties. Returns on onside kicks/squibs are omitted from the above.)

FIRST DOWN TENDENCIES

Team	Rushing	Passing	Overall	Times Gained	Miscellany
	Plays Yards Avg.	Plays Yards Avg.	Plays Yards Avg.	20+ 10+ 5+ 2- 0 Neg.	TD QBBS TO
DENVER	35 123 3.5	57 441 7.7	92 564 6.13	5 18 46 32 16 6	3 0 1
Opponents	33 120 3.6	33 258 7.8	66 378 5.73	5 14 30 29 17 4	3 1 0

YARDS GAINED ANALYSIS

Team	1st Down	2nd Down	3rd Down	4th Down	Season	By Quarter	Plus Territory (50-in)---
	Att Yards Avg.	Att Yards Avg.	Att Yards Avg.	Att Yards Avg.	Att Yards Avg.	1st 2nd 3rd 4th OT	Att. Yards Avg. Pts
DENVER	92 564 6.1	70 374 5.3	39 240 6.2	4 -2 -0.5	205 1176 5.74	214 356 349 257 0	112 568 5.1 58
Opponents	66 378 5.7	53 276 5.2	36 213 5.9	5 53 10.6	160 920 5.75	222 108 154 436 0	77 415 5.4 60

Drives In Opponent Territory (minus drives with 50+ scores or no plays): Denver 22/27 (81.5%, 25.8 ypd); Opponents 16/26 (61.5%, 25.9 ypd).

THIRD DOWN EFFICIENCY ANALYSIS

Team	3rd Down &	1	2	3	4	5	6	7	8	9	10	11-14	15-19	20+	Rush	Pass	Half	Total	Pct.
DENVER	7-8	3-7	4-4	0-1	1-3	1-1	0-1	0-1	0-1	3-6	2-3	0-3	1-1	1-0	8-11	14-28	9-17	22-39	56.4
Opponents	3-4	3-3	1-5	3-3	4-7	0-2	2-3	0-1	1-1	0-0	0-0	0-2	0-4	0-1	3-6	14-30	10-18	17-36	47.2

AVERAGE YARDS TO GO: Denver 5.4 (39/210); Opponents 6.6 (36/236).

DENVER DEFENSE: 2 QB sacks (16 yards). OPPONENT DEFENSE: 0 QB sacks (0 yards), 3 interceptions, 1 fumble recovery.

SECOND DOWN EFFICIENCY: Denver 25-70 (35.7; 1-4 yds: 12-26); Opponent 15-53 (28.3; 1-4 yds: 3-10)

TURNOVER ANALYSIS

DENVER's 6 turnovers led to 14 Opponent points: 2 TD, 0 FG; 18.4% of Opponents' total points (76).

OPPONENTS' 0 turnovers led to 0 Denver points: 0 TD, 0 FG; 0.0% of Denver's total points (58).

BY QTR (6): 1 / 3 / 1 / 1 (0 OT)

BY QTR (0): 0 / 0 / 0 / 0 (0 OT)

AVERAGE STARTING FIELD POSITION

	Denver	Opponent
Drives Started	27	26
Cumulative Starting Yardlines	738	767
Average Field Position	D27	O30
Drives Started In Plus Territory	1	3
Scores/TD,FG	0	2/2,0
FGA/Punts/Downs	0/0/0	0/0/1
Turnovers/Clock/Ran Out Clock	1/0/0	0/0/0
Drives Started Inside Own 20/At Own 20	13 (8/5)	16 (2/14)
Points Scored (TD/FG)	41 (5/2)	24 (3/1)
Drives Started Inside Opponent 20 (Pts)	0 (0)	0 (0)

FIRST DOWNS EARNED

Player	Rush	Pass	Rec.	—	Total	(3/4)
P. MANNING	0	45	0	—	45	(14)
D. THOMAS	0	0	13	—	13	(3)
K. MORENO	11	0	1	—	12	(4)
M. BALL	9	0	1	—	10	(5)
J. THOMAS	0	0	9	—	9	(5)
E. DECKER	0	0	8	—	8	(2)
W. WELKER	0	0	7	—	7	(4)
J. TAMME	0	0	3	—	3	(0)
A. CALDWELL	0	0	2	—	2	(0)
C. ANDERSON	0	0	1	—	1	(0)

(3/4—first downs earned on third and fourth down plays.)

SCORING PERCENTAGE INSIDE-THE-20 (RED ZONE)

	Denver	Opponent
*Times Penetrated Opponent 20	11	10
Total Scores	9	10
Touchdowns (Rush/Pass)	6 (1/5)	6 (2/4)
Field Goals-Attempts	3-3	4-4
Turnovers/Downs/Punts/Clock	1/1/0/0	0/0/0/0
Scores From The 20 & Outside/TD,FG	2/0,2	1/1,0
Total Red Zone Plays-Yards	36-134/3.7	25-91/3.6
Third Down Efficiency	3-7/42.9	1-6/16.7
Fourth Down Efficiency	1-2/50.0	1-1/100.0
Overall Scoring Percentage	81.8	100.0
TD Percentage	45.5	60.0
*—Ran Out Clock Not Trying To Score	1	0

(*—not included in total count or any stats above once choice is made.)

YARDS LOST DUE TO PENALTIES

	Denver	Opponent
Times Penalized After Offensive Gain/Score ..	5	5
Yards Lost Due To Penalties	27	78
Touchdowns Called Back	0	0
Field Goals Called Back	0	0
First Downs Lost	1	3

TIME SPENT IN THE LEAD

	Denver	Tied	Opponent
3 Games (180:00 total time)	96:08	24:04	59:48
Percentage	53.4	13.4	33.2

Denver led in 2 games (never trailed 2 games).

Opponent led in 1 game (never trailed in 1 game).

EXPANDED PUNTING

Player	Punts	Yards	Avg.	No. Ret.	Return Yards	Avg. Return	Long	Pct. Not Returned	Net Avg.	Own 25 & Inside	Plus Terr.	Adjusted 50 & Out
										No. Yds. Avg.	No.-Yds (In20)	No. Yds. Avg.
B. COLQUITT	3	108	36.00	0	0	0.0	0	100.0	36.00	1/1/1/0	1 2 0 0	0 0 0.0

TRUE QUARTERBACK RUSHING

Player	Att.	Yds	Avg.	K-downs	Abort	Adjusted-----	Spiked Pts
P. MANNING ...	3	-2	-1.0	2-(-2)	1-(0)	0	0.0

GOAL-TO-GO SITUATIONS

Team	Summary	GTG Plays-----
	Total* TD FG FGA DWN TO CLK	Plays TDs Pct.
DENVER	8 5 2 0 0 1 0	18 5 27.8
OPPONENTS	4 3 1 0 0 0 0	8 3 37.5

(*—does not include purposely running out the clock: Denver 0, Opponent 0.)

2013 DENVER BRONCOS NUMERICAL ROSTER

Updated: Jan. 25, 2014

No.	Name	Pos.	Ht.	Wt.	Age	Exp.	College	Hometown	How Acq.	2013 PARTICIPATION			
										GP	GS	DNP	INA
2	Zac Dysert	QB	6-3	221	24	R	Miami-Ohio	Ada, Ohio	D7-'13	0	0	0	16
4	Britton Colquitt	P	6-3	205	28	5	Tennessee	Knoxville, Tenn.	FA-'09	16	0	0	0
5	Matt Prater	K	5-10	195	29	7	Central Florida	Estero, Fla.	FA-'07	16	0	0	0
11	Trindon Holliday	WR	5-5	170	27	4	Louisiana State	Zachary, La.	W-'12 (Hou.)	15	0	0	1
12	Andre Caldwell	WR	6-0	200	28	6	Florida	Tampa, Fla.	UFA-'12 (Cin.)	16	2	0	0
17	Brock Osweiler	QB	6-8	240	23	2	Arizona State	Kalispell, Mont.	D2b-'12	4	0	12	0
18	Peyton Manning	QB	6-5	230	37	16	Tennessee	New Orleans	FA-'12	16	16	0	0
20	Mike Adams	S	5-11	200	32	10	Delaware	Wayne, N.J.	UFA-'12 (Cle.)	16	7	0	0
21	Ronnie Hillman	RB	5-10	195	22	2	San Diego State	La Habra, Calif.	D3-'12	10	0	1	5
22	C.J. Anderson	RB	5-8	224	23	R	California	Vallejo, Calif.	CFA-'13	5	0	0	11
23	Quentin Jammer	CB	6-0	204	34	12	Texas	Angleton, Texas	UFA-'13 (S.D.)	11	1	0	5
24	Champ Bailey	CB	6-0	192	35	15	Georgia	Folkston, Ga.	T-'04 (Was.)	5	3	0	11
27	Knowshon Moreno	RB	5-11	220	26	5	Georgia	Middletown, N.J.	D1a-'09	16	15	0	0
28	Montee Ball	RB	5-10	215	23	R	Wisconsin	Wentzville, Mo.	D2-'13	16	0	0	0
29	Michael Huff	S	6-0	211	30	8	Texas	Irving, Texas	FA-'13	10	1	2	1
30	David Bruton	S	6-2	217	26	5	Notre Dame	Miamisburg, Ohio	D4a-'09	16	0	0	0
31	Omar Bolden	S	5-10	195	25	2	Arizona State	Ontario, Calif.	D4a-'12	16	1	0	0
32	Tony Carter	CB	5-9	175	27	5	Florida State	Jacksonville, Fla.	FA-'11	12	2	0	4
33	Duke Ihenacho	S	6-1	207	24	2	San Jose State	Carson, Calif.	CFA-'12	15	14	0	1
34	Marquice Cole	CB	5-10	195	30	5	Northwestern	Hillcrest, Ill.	FA-'14	13	0	0	0
36	Kayvon Webster	CB	5-11	198	23	R	South Florida	Opa-locka, Fla.	D3-'13	14	2	0	2
45	Dominique Rodgers-Cromartie	CB	6-2	193	27	6	Tennessee State	Bradenton, Fla.	UFA-'13 (Phi.)	15	13	0	1
46	Aaron Brewer	LS	6-5	230	23	2	San Diego State	Fullerton, Calif.	CFA-'12	16	0	0	0
51	Paris Lenon	LB	6-2	240	36	12	Richmond	Lynchburg, Va.	FA-'13	14	6	0	2
52	Wesley Woodyard	LB	6-0	233	27	6	Kentucky	LaGrange, Ga.	CFA-'08	14	10	0	2
53	Steven Johnson	LB	6-1	237	25	2	Kansas	Wallingford, Pa.	CFA-'12	16	0	0	0
54	Brandon Marshall	LB	6-1	250	24	2	Nevada	Las Vegas	FA-'13	1	0	0	0
56	Nate Irving	LB	6-1	245	25	3	North Carolina State	Teachey, N.C.	D3-'11	15	4	0	1
57	Jeremy Mincey	DE	6-4	265	30	6	Florida	Statesboro, Ga.	FA-'13	10	0	0	5
59	Danny Trevathan	LB	6-1	240	23	2	Kentucky	Leesburg, Fla.	D6-'12	16	16	0	0
60	Steve Vallos	C	6-3	310	30	6	Wake Forest	Boardman, Ohio	FA-'13	15	0	0	1
65	Louis Vasquez	G	6-5	335	26	5	Texas Tech	Corsicana, Texas	UFA-'13 (S.D.)	16	16	0	0
66	Manny Ramirez	C	6-3	320	30	7	Texas Tech	Houston	FA-'11	16	16	0	0
68	Zane Beadles	G	6-4	305	27	4	Utah	Sandy, Utah	D2-'10	16	16	0	0
70	Vinston Painter	T	6-6	309	24	R	Virginia Tech	Norfolk, Va.	D6-'13	0	0	0	0
73	Chris Kuper	G	6-4	303	31	8	North Dakota	Anchorage, Alaska	D5-'06	4	1	0	12
74	Orlando Franklin	T	6-7	320	26	3	Miami	Delray Beach, Fla.	D2b-'11	15	15	0	1
75	Chris Clark	T	6-5	305	28	5	Southern Mississippi	New Orleans	W-'10 (Min.)	16	14	0	0
77	Winston Justice	T	6-6	317	29	8	Southern California	Long Beach, Calif.	FA-'13	4	0	6	4
80	Julius Thomas	TE	6-5	250	25	3	Portland State	Stockton, Calif.	D4b-'11	14	14	0	2
81	Joel Dreessen	TE	6-4	245	31	8	Colorado State	Fort Morgan, Colo.	UFA-'12 (Hou.)	13	0	0	3
83	Wes Welker	WR	5-9	185	32	10	Texas Tech	Oklahoma City	UFA-'13 (N.E.)	13	13	0	3
84	Jacob Tamme	WR	6-3	230	28	6	Kentucky	Danville, Ky.	UFA-'12 (Ind.)	16	1	0	0
85	Virgil Green	TE	6-5	255	25	3	Nevada	Tulare, Calif.	D7a-'11	16	3	0	0
87	Eric Decker	WR	6-3	214	26	4	Minnesota	Cold Spring, Minn.	D3b-'10	16	16	0	0
88	Demaryius Thomas	WR	6-3	229	26	4	Georgia Tech	Montrose, Ga.	D1a-'10	16	16	0	0
90	Shaun Phillips	DE	6-3	255	32	10	Purdue	Willingboro, N.J.	UFA-'13 (S.D.)	16	12	0	0
91	Robert Ayers	DE	6-3	274	28	5	Tennessee	Jersey City, N.J.	D1b-'09	15	3	0	1
92	Sylvester Williams	DT	6-2	313	25	R	North Carolina	Jefferson City, Mo.	D1-'13	13	4	0	3
94	Terrance Knighton	DT	6-3	335	27	5	Temple	Windsor, Conn.	UFA-'13 (Jac.)	16	16	0	0
96	Mitch Unrein	DT	6-4	306	26	3	Wyoming	Eaton, Colo.	FA-'10	16	1	0	0
97	Malik Jackson	DE	6-5	293	24	2	Tennessee	Van Nuys, Calif.	D5-'12	16	5	0	0
98	Sione Fua	DT	6-1	310	25	3	Stanford	Encino, Calif.	FA-'13	5	0	2	6
PRACTICE SQUAD													
10	Gerell Robinson	TE	6-4	220	24	1	Arizona State	Chandler, Ariz.	FA-'13	0	0	0	0
13	Nathan Palmer	WR	5-11	198	24	2	Northern Illinois	Elkhart, Ind.	FA-'13	0	0	0	0
15	Greg Wilson	WR	6-0	185	23	R	Fordham	Danville, Calif.	FA-'14	0	0	0	0
43	John Boyett	S	5-10	203	24	R	Oregon	Napa, Calif.	FA-'13	0	0	0	0
63	Ben Garland	G	6-5	308	25	1	Air Force	Grand Junction, Colo.	CFA-'10	0	0	0	0
71	Paul Cornick	T	6-6	310	24	1	North Dakota State	Orono, Minn.	FA-'12	0	0	0	0
72	Hall Davis	DE	6-4	270	26	3	Louisiana-Lafayette	Baton Rouge, La.	FA-'13	0	0	0	0
79	John Youboty	DE	6-4	258	23	R	Temple	Houston	CFA-'13	0	0	0	0
INJURED RESERVE-DESIGNATED FOR RETURN													
26	Rahim Moore	S	6-1	195	23	3	UCLA	Los Angeles	D2a-'11	10	10	0	0
INJURED RESERVE													
25	Chris Harris Jr.	CB	5-10	199	24	3	Kansas	Bixby, Okla.	CFA-'11	16	15	0	0
38	Quinton Carter	S	6-1	200	25	3	Oklahoma	Las Vegas	D4a-'11	0	0	0	0
47	Lerentee McCray	LB	6-3	249	23	R	Florida	Dunnellon, Fla.	CFA-'13	0	0	0	0
55	Stewart Bradley	LB	6-4	258	30	7	Nebraska	Salt Lake City	FA-'12	0	0	0	0
58	Von Miller	LB	6-3	250	24	3	Texas A&M	DeSoto, Texas	D1-'11	9	9	0	0
67	Dan Koppen	C	6-2	300	34	11	Boston College	Whitehall, Pa.	FA-'12	0	0	0	0
78	Ryan Clady	T	6-6	315	27	6	Boise State	Rialto, Calif.	D1-'08	2	2	0	0
93	Quanterus Smith	DE	6-5	255	24	R	Western Kentucky	Loganville, Ga.	D5a-'13	0	0	0	0
95	Derek Wolfe	DE	6-5	285	23	2	Cincinnati	Lisbon, Ohio	D2a-'12	11	11	0	5
99	Kevin Vickerson	DT	6-5	328	31	8	Michigan State	Detroit	FA-'10	11	11	0	0
RESERVE/FUTURE													
	Jamar Chaney	LB	6-0	242	27	4	Mississippi State	Fort Pierce, Fla.	FA-'14	0	0	0	0
	Mike Farrell	OL	6-6	303	24	1	Penn State	Pittsburgh	FA-'14	0	0	0	0
	L.J. Fort	LB	6-0	230	24	1	Northern Iowa	Granite City, Ill.	FA-'14	0	0	0	0
	Eric Hagg	S	6-1	205	24	3	Nebraska	Peoria, Ariz.	FA-'14	0	0	0	0
	Ramon Harewood	T	6-6	330	26	4	Morehouse	St. Michael, Barbados	FA-'14	0	0	0	0
	Jerrell Harris	LB	6-3	242	24	1	Alabama	Gadsden, Ala.	FA-'14	0	0	0	0
	Jameson Konz	TE	6-3	234	27	3	Kent State	Canton, Ohio	FA-'14	0	0	0	0
	Ryan Miller	OL	6-7	320	24	2	Colorado	Littleton, Colo.	FA-'14	0	0	0	0
	Charles Mitchell	S	5-11	205	24	2	Mississippi State	Lyon, Miss.	FA-'14	0	0	0	0
	Cameron Morrah	TE	6-3	251	26	4	California	Pomona, Calif.	FA-'14	0	0	0	0
	Jerome Murphy	CB	6-0	200	27	3	South Florida	Elizabeth, N.J.	FA-'14	0	0	0	0
	Jordan Norwood	WR	5-11	180	27	5	Penn State	State College, Pa.	FA-'14	0	0	0	0
	Jerodis Williams	RB	5-10	203	22	R	Furman	Milton, Fla.	FA-'14	0	0	0	0

COACHING STAFF

John Fox - Head Coach; **Jack Del Rio** - Defensive Coordinator; **Adam Gase** - Offensive Coordinator; **Jeff Rodgers** - Special Teams Coordinator; **Clancy Barone** - Tight Ends; **Chris Beake**, Quality Control (Defense); **Brian Callahan** - Offensive Assistant; **Jim Bob Cooter** - Offensive Assistant; **Mike Eubanks** - Assistant Strength; **Sam Garnes** - Assistant Secondary; **Jason George** - Assistant Strength; **Alex Gibbs** - Offensive Consultant; **Greg Knapp** - Quarterbacks; **Anthony Lomando** - Assistant Strength; **Dave Magazu** - Offensive Line; **Luke Richesson** - Strength & Conditioning; **Jay Rodgers** - Defensive Line; **Richard Smith** - Linebackers; **Eric Stutesville** - Running Backs; **Derius Swinton** - Assistant Special Teams; **Tyke Tolbert** - Wide Receivers; **Cory Undlin** - Secondary.

2013 DENVER BRONCOS ALPHABETICAL ROSTER

Updated: Jan. 25, 2014

No.	Name	Pos.	Ht.	Wt.	Age	Exp.	College	Hometown	How Acq.	2013 PARTICIPATION			
										GP	GS	DNP	INA
20	Adams, Mike	S	5-11	200	32	10	Delaware	Wayne, N.J.	UFA-'12 (Cle.)	16	7	0	0
22	Anderson, C.J.	RB	5-8	224	23	R	California	Vallejo, Calif.	CFA-'13	5	0	0	11
91	Ayers, Robert	DE	6-3	274	28	5	Tennessee	Jersey City, N.J.	D1b-'09	15	3	0	1
24	Bailey, Champ	CB	6-0	192	35	15	Georgia	Folkston, Ga.	T-'04 (Was.)	5	3	0	11
28	Ball, Montee	RB	5-10	215	23	R	Wisconsin	Wentzville, Mo.	D2-'13	16	0	0	0
68	Beadles, Zane	G	6-4	305	27	4	Utah	Sandy, Utah	D2-'10	16	16	0	0
31	Bolden, Omar	S	5-10	195	25	2	Arizona State	Ontario, Calif.	D4a-'12	16	1	0	0
46	Brewer, Aaron	LS	6-5	230	23	2	San Diego State	Fullerton, Calif.	CFA-'12	16	0	0	0
30	Bruton, David	S	6-2	217	26	5	Notre Dame	Miamisburg, Ohio	D4a-'09	16	0	0	0
12	Caldwell, Andre	WR	6-0	200	28	6	Florida	Tampa, Fla.	UFA-'12 (Cin.)	16	2	0	0
32	Carter, Tony	CB	5-9	175	27	5	Florida State	Jacksonville, Fla.	FA-'11	12	2	0	4
75	Clark, Chris	T	6-5	305	28	5	Southern Mississippi	New Orleans	W-'10 (Min.)	16	14	0	0
34	Cole, Marquice	CB	5-10	195	30	5	Northwestern	Hillcrest, Ill.	FA-'14	13	0	0	0
4	Colquitt, Britton	P	6-3	205	28	5	Tennessee	Knoxville, Tenn.	FA-'09	16	0	0	0
87	Decker, Eric	WR	6-3	214	26	4	Minnesota	Cold Spring, Minn.	D3b-'10	16	16	0	0
81	Dreessen, Joel	TE	6-4	245	31	8	Colorado State	Fort Morgan, Colo.	UFA-'12 (Hou.)	13	0	0	3
2	Dysert, Zac	QB	6-3	221	24	R	Miami-Ohio	Ada, Ohio	D7-'13	0	0	0	16
74	Franklin, Orlando	T	6-7	320	26	3	Miami	Delray Beach, Fla.	D2b-'11	15	15	0	1
98	Fua, Sione	DT	6-1	310	25	3	Stanford	Encino, Calif.	FA-'13	5	0	2	6
85	Green, Virgil	TE	6-5	255	25	3	Nevada	Tulare, Calif.	D7a-'11	16	3	0	0
21	Hillman, Ronnie	RB	5-10	195	22	2	San Diego State	La Habra, Calif.	D3-'12	10	0	1	5
11	Holliday, Trindon	WR	5-5	170	27	4	Louisiana State	Zachary, La.	W-'12 (Hou.)	15	0	0	1
29	Huff, Michael	S	6-0	211	30	8	Texas	Irving, Texas	FA-'13	10	1	2	1
33	Ihenacho, Duke	S	6-1	207	24	2	San Jose State	Carson, Calif.	CFA-'12	15	14	0	1
56	Irving, Nate	LB	6-1	245	25	3	North Carolina State	Teachey, N.C.	D3-'11	15	4	0	1
97	Jackson, Malik	DE	6-5	293	24	2	Tennessee	Van Nuys, Calif.	D5-'12	16	5	0	0
23	Jammer, Quentin	CB	6-0	204	34	12	Texas	Angleton, Texas	UFA-'13 (S.D.)	11	1	0	5
53	Johnson, Steven	LB	6-1	237	25	2	Kansas	Wallingford, Pa.	CFA-'12	16	0	0	0
77	Justice, Winston	T	6-6	317	29	8	Southern California	Long Beach, Calif.	FA-'13	4	0	6	4
94	Knighton, Terrance	DT	6-3	335	27	5	Temple	Windsor, Conn.	UFA-'13 (Jac.)	16	16	0	0
73	Kuper, Chris	G	6-4	303	31	8	North Dakota	Anchorage, Alaska	D5-'06	4	1	0	12
51	Lenon, Paris	LB	6-2	240	36	12	Richmond	Lynchburg, Va.	FA-'13	14	6	0	2
18	Manning, Peyton	QB	6-5	230	37	16	Tennessee	New Orleans	FA-'12	16	16	0	0
54	Marshall, Brandon	LB	6-1	250	24	2	Nevada	Las Vegas	FA-'13	1	0	0	0
57	Mincey, Jeremy	DE	6-4	265	30	6	Florida	Statesboro, Ga.	FA-'13	10	0	0	5
27	Moreno, Knowshon	RB	5-11	220	26	5	Georgia	Middletown, N.J.	D1a-'09	16	15	0	0
17	Osweller, Brock	QB	6-8	240	23	2	Arizona State	Kalispell, Mont.	D2b-'12	4	0	12	0
70	Painter, Winston	T	6-6	309	24	R	Virginia Tech	Norfolk, Va.	D6-'13	0	0	0	0
90	Phillips, Shaun	DE	6-3	255	32	10	Purdue	Willingboro, N.J.	UFA-'13 (S.D.)	16	12	0	0
5	Prater, Matt	K	5-10	195	29	7	Central Florida	Esterio, Fla.	FA-'07	16	0	0	0
66	Ramirez, Manny	C	6-3	320	30	7	Texas Tech	Houston	FA-'11	16	16	0	0
45	Rodgers-Cromartie, Dominique	CB	6-2	193	27	6	Tennessee State	Bradenton, Fla.	UFA-'13 (Phi.)	15	13	0	1
84	Tamme, Jacob	TE	6-3	230	28	6	Kentucky	Danville, Ky.	UFA-'12 (Ind.)	16	1	0	0
88	Thomas, Demaryius	WR	6-3	229	26	4	Georgia Tech	Montrose, Ga.	D1a-'10	16	16	0	0
80	Thomas, Julius	TE	6-5	250	25	3	Portland State	Stockton, Calif.	D4b-'11	14	14	0	2
59	Trevathan, Danny	LB	6-1	240	23	2	Kentucky	Leesburg, Fla.	D6-'12	16	16	0	0
96	Unrein, Mitch	DT	6-4	306	26	3	Wyoming	Eaton, Colo.	FA-'10	16	1	0	0
60	Vallos, Steve	C	6-3	310	30	6	Wake Forest	Boardman, Ohio	FA-'13	15	0	0	1
65	Vasquez, Louis	G	6-5	335	26	5	Texas Tech	Corsicana, Texas	UFA-'13 (S.D.)	16	16	0	0
36	Webster, Kayvon	CB	5-11	198	23	R	South Florida	Opa-locka, Fla.	D3-'13	14	2	0	2
83	Welker, Wes	WR	5-9	185	32	10	Texas Tech	Oklahoma City	UFA-'13 (N.E.)	13	13	0	3
92	Williams, Sylvester	DT	6-2	313	25	R	North Carolina	Jefferson City, Mo.	D1-'13	13	4	0	3
52	Woodyard, Wesley	LB	6-0	233	27	6	Kentucky	LaGrange, Ga.	CFA-'08	14	10	0	2
PRACTICE SQUAD													
43	Boyet, John	S	5-10	203	24	R	Oregon	Napa, Calif.	FA-'13	0	0	0	0
71	Cornick, Paul	T	6-6	310	24	1	North Dakota State	Orono, Minn.	FA-'12	0	0	0	0
72	Davis, Hall	DE	6-4	270	26	3	Louisiana-Lafayette	Baton Rouge, La.	FA-'13	0	0	0	0
63	Garland, Ben	G	6-5	308	25	1	Air Force	Grand Junction, Colo.	CFA-'10	0	0	0	0
13	Palmer, Nathan	WR	5-11	198	24	2	Northern Illinois	Elkhart, Ind.	FA-'13	0	0	0	0
10	Robinson, Gerrell	TE	6-4	220	24	1	Arizona State	Chandler, Ariz.	FA-'13	0	0	0	0
15	Wilson, Greg	WR	6-0	185	23	R	Fordham	Danville, Calif.	FA-'14	0	0	0	0
79	Youboty, John	DE	6-4	258	23	R	Temple	Houston	CFA-'13	0	0	0	0
INJURED RESERVE-DESIGNATED FOR RETURN													
26	Moore, Rahim	S	6-1	195	23	3	UCLA	Los Angeles	D2a-'11	10	10	0	0
INJURED RESERVE													
55	Bradley, Stewart	LB	6-4	258	30	7	Nebraska	Salt Lake City	FA-'13	0	0	0	0
38	Carter, Quinton	S	6-1	200	25	3	Oklahoma	Las Vegas	D4a-'11	0	0	0	0
78	Clady, Ryan	T	6-6	315	27	6	Boise State	Rialto, Calif.	D1-'08	2	2	0	0
25	Harris Jr., Chris	CB	5-10	199	24	3	Kansas	Bixby, Okla.	CFA-'11	16	15	0	0
67	Koppen, Dan	C	6-2	300	34	11	Boston College	Whitehall, Pa.	FA-'12	0	0	0	0
47	McCray, Lerentee	LB	6-3	249	23	R	Florida	Dunnellon, Fla.	CFA-'13	0	0	0	0
58	Miller, Von	LB	6-3	250	24	3	Texas A&M	DeSoto, Texas	D1-'11	9	9	0	0
93	Smith, Quanterus	DE	6-5	255	24	R	Western Kentucky	Loganville, Ga.	D5a-'13	0	0	0	0
99	Vickerson, Kevin	DT	6-5	328	31	8	Michigan State	Detroit	FA-'10	11	11	0	0
95	Wolfe, Derek	DE	6-5	285	23	2	Cincinnati	Lisbon, Ohio	D2a-'12	11	11	0	5
RESERVE/FUTURE													
	Chaney, Jamar	LB	6-0	242	27	4	Mississippi State	Fort Pierce, Fla.	FA-'14	0	0	0	0
	Farrell, Mike	OL	6-6	303	24	1	Penn State	Pittsburgh	FA-'14	0	0	0	0
	Fort, L.J.	LB	6-0	230	24	1	Northern Iowa	Granite City, Ill.	FA-'14	0	0	0	0
	Hagg, Eric	S	6-1	205	24	3	Nebraska	Peoria, Ariz.	FA-'14	0	0	0	0
	Harewood, Ramon	T	6-6	330	26	4	Morehouse	St. Michael, Barbados	FA-'14	0	0	0	0
	Harris, Jerrell	LB	6-3	242	24	1	Alabama	Gadsden, Ala.	FA-'14	0	0	0	0
	Konz, Jameson	TE	6-3	234	27	3	Kent State	Canton, Ohio	FA-'14	0	0	0	0
	Miller, Ryan	OL	6-7	320	24	2	Colorado	Littleton, Colo.	FA-'14	0	0	0	0
	Mitchell, Charles	S	5-11	205	24	2	Mississippi State	Lyon, Miss.	FA-'14	0	0	0	0
	Morrah, Cameron	TE	6-3	251	26	4	California	Pomona, Calif.	FA-'14	0	0	0	0
	Murphy, Jerome	CB	6-0	200	27	3	South Florida	Elizabeth, N.J.	FA-'14	0	0	0	0
	Norwood, Jordan	WR	5-11	180	27	5	Penn State	State College, Pa.	FA-'14	0	0	0	0
	Williams, Jerodis	RB	5-10	203	22	R	Furman	Milton, Fla.	FA-'14	0	0	0	0

COACHING STAFF

John Fox - Head Coach; **Jack Del Rio** - Defensive Coordinator; **Adam Gase** - Offensive Coordinator; **Jeff Rodgers** - Special Teams Coordinator; **Clancy Barone** - Tight Ends; **Chris Beake**, Quality Control (Defense); **Brian Callahan** - Offensive Assistant; **Jim Bob Cooter** - Offensive Assistant; **Mike Eubanks** - Assistant Strength; **Sam Garnes** - Assistant Secondary; **Jason George** - Assistant Strength; **Alex Gibbs** - Offensive Consultant; **Greg Knapp** - Quarterbacks; **Anthony Lomando** - Assistant Strength; **Dave Magazu** - Offensive Line; **Luke Richesson** - Strength & Conditioning; **Jay Rodgers** - Defensive Line; **Richard Smith** - Linebackers; **Eric Stutesville** - Running Backs; **Derius Swinton** - Assistant Special Teams; **Tyke Tolbert** - Wide Receivers; **Cory Undlin** - Secondary.

2013 DENVER BRONCOS POSITION-BY-POSITION ROSTER

Updated: Jan. 25, 2014

OFFENSE							
QUARTERBACKS (3)							
No.	Name	Pos.	Ht.	Wt.	Age	Exp.	College
2	Dysert, Zac	QB	6-3	221	24	R	Miami (Ohio)
18	Manning, Peyton	QB	6-5	230	37	16	Tennessee
17	Osweiler, Brock	QB	6-8	240	23	2	Arizona State

RUNNING BACKS (4)							
No.	Name	Pos.	Ht.	Wt.	Age	Exp.	College
22	Anderson, C.J.	RB	5-8	224	23	R	California
28	Ball, Montee	RB	5-10	215	23	R	Wisconsin
21	Hillman, Ronnie	RB	5-10	195	22	2	San Diego State
27	Moreno, Knowshon	RB	5-11	220	26	5	Georgia

WIDE RECEIVERS (5)							
No.	Name	Pos.	Ht.	Wt.	Age	Exp.	College
12	Caldwell, Andre	WR	6-0	200	28	6	Florida
87	Decker, Eric	WR	6-3	214	26	4	Minnesota
11	Holliday, Trindon	WR	5-5	170	27	4	Louisiana State
88	Thomas, Demaryius	WR	6-3	229	26	4	Georgia Tech
83	Welker, Wes	WR	5-9	185	32	10	Texas Tech

TIGHT ENDS (4)							
No.	Name	Pos.	Ht.	Wt.	Age	Exp.	College
81	Dreessen, Joel	TE	6-4	245	31	8	Colorado State
85	Green, Virgil	TE	6-5	255	25	3	Nevada
84	Tamme, Jacob	TE	6-3	230	28	6	Kentucky
80	Thomas, Julius	TE	6-5	250	25	3	Portland State

OFFENSIVE LINEMEN (9)							
No.	Name	Pos.	Ht.	Wt.	Age	Exp.	College
68	Beadles, Zane	G	6-4	305	27	4	Utah
75	Clark, Chris	T	6-5	305	28	5	Southern Mississippi
74	Franklin, Orlando	T	6-7	320	26	3	Miami
77	Justice, Winston	T	6-6	317	29	8	Southern California
73	Kuper, Chris	G	6-4	303	31	8	North Dakota
70	Painter, Vinston	T	6-6	309	24	R	Virginia Tech
66	Ramirez, Manny	C	6-3	320	30	7	Texas Tech
51	Vallos, Steve	C	6-3	310	30	6	Wake Forest
65	Vasquez, Louis	G	6-5	335	26	5	Texas Tech

DEFENSE							
DEFENSIVE LINE (8)							
No.	Name	Pos.	Ht.	Wt.	Age	Exp.	College
91	Ayers, Robert	DE	6-3	274	28	5	Tennessee
98	Fua, Sione	DT	6-1	310	25	3	Stanford
97	Jackson, Malik	DE	6-5	293	24	2	Tennessee
94	Knighton, Terrance	DT	6-3	335	27	5	Temple
57	Mincey, Jeremy	DE	6-4	265	30	6	Florida
90	Phillips, Shaun	LB	6-3	255	32	10	Purdue
96	Unrein, Mitch	DT	6-4	306	26	3	Wyoming
92	Williams, Sylvester	DT	6-2	313	25	R	North Carolina

LINEBACKERS (6)							
No.	Name	Pos.	Ht.	Wt.	Age	Exp.	College
56	Irving, Nate	LB	6-1	245	25	3	North Carolina State
53	Johnson, Steven	LB	6-1	237	25	2	Kansas
43	Lenon, Paris	LB	6-2	240	36	12	Richmond
54	Marshall, Brandon	LB	6-1	250	24	2	Nevada
59	Trevathan, Danny	LB	6-1	240	23	2	Kentucky
52	Woodyard, Wesley	LB	6-0	233	27	6	Kentucky

DEFENSIVE BACKS (11)							
No.	Name	Pos.	Ht.	Wt.	Age	Exp.	College
20	Adams, Mike	S	5-11	200	32	10	Delaware
24	Bailey, Champ	CB	6-0	192	35	15	Georgia
31	Bolden, Omar	S	5-10	195	25	2	Arizona State
30	Bruton, David	S	6-2	217	26	5	Notre Dame
32	Carter, Tony	CB	5-9	175	27	5	Florida State
34	Cole, Marquice	CB	5-10	195	30	5	Northwestern
29	Huff, Michael	S	6-0	211	30	8	Texas
33	Ihenacho, Duke	S	6-1	207	24	2	San Jose State
23	Jammer, Quentin	CB	6-0	204	34	12	Texas
45	Rodgers-Cromartie, Dominique	CB	6-2	193	27	6	Tennessee State
36	Webster, Kayvon	CB	5-11	198	23	R	South Florida

SPECIALISTS (3)							
No.	Name	Pos.	Ht.	Wt.	Age	Exp.	College
46	Brewer, Aaron	LS	6-5	230	23	2	San Diego State
4	Colquitt, Britton	P	6-3	205	28	5	Tennessee
5	Prater, Matt	K	5-10	195	29	7	Central Florida

POSITION-BY-POSITION BREAKDOWN

Position	No.	Position	No.
Quarterbacks	3	Defensive Linemen	8
Running Backs	4	Defensive Ends	4
Wide Receivers	5	DefensiveTackles	4
Tight Ends	4	Linebackers	6
Offensive Linemen	9	Defensive Backs	11
Centers	2	Cornerbacks	6
Guards	3	Safeties	5
Tackles	4	Specialists	3

2013 DENVER BRONCOS ROSTER BY EXPERIENCE

Updated: Jan. 25, 2014

No.	Name	Pos.	Ht.	Wt.	Age	College	Hometown	How Acq.
16 (1)								
18	Peyton Manning	QB	6-5	230	37	Tennessee	New Orleans	FA-'12
15 (1)								
24	Champ Bailey	CB	6-0	192	35	Georgia	Folkston, Ga.	T-'04 (Was.)
12 (2)								
23	Quentin Jammer	CB	6-0	204	34	Texas	Angleton, Texas	UFA-'13 (S.D.)
43	Paris Lenon	LB	6-2	240	36	Richmond	Lynchburg, Va.	FA-'13
10 (3)								
20	Mike Adams	S	5-11	200	32	Delaware	Wayne, N.J.	UFA-'12 (Cle.)
83	Wes Welker	WR	5-9	185	32	Texas Tech	Oklahoma City	UFA-'13 (N.E.)
90	Shaun Phillips	DE	6-3	255	32	Purdue	Willingboro, N.J.	UFA-'13 (S.D.)
8 (4)								
29	Michael Huff	S	6-0	211	30	Texas	Irving, Texas	FA-'13
73	Chris Kuper	G	6-4	303	31	North Dakota	Anchorage, Alaska	D5-'06
81	Joel Dreessen	TE	6-4	245	31	Colorado State	Fort Morgan, Colo.	UFA-'12 (Hou.)
77	Winston Justice	T	6-6	317	29	Southern California	Long Beach, Calif.	FA-'13
7 (2)								
5	Matt Prater	K	5-10	195	29	Central Florida	Estero, Fla.	FA-'07
66	Manny Ramirez	C	6-3	320	30	Texas Tech	Houston	FA-'11
6 (6)								
12	Andre Caldwell	WR	6-0	200	28	Florida	Tampa, Fla.	UFA-'12 (Cin.)
45	Dominique Rodgers-Cromartie	CB	6-2	193	27	Tennessee State	Bradenton, Fla.	UFA-'13 (Phi.)
51	Steve Vallos	C	6-3	310	30	Wake Forest	Boardman, Ohio	FA-'13
52	Wesley Woodyard	LB	6-0	233	27	Kentucky	LaGrange, Ga.	CFA-'08
84	Jacob Tamme	TE	6-3	230	28	Kentucky	Danville, Ky.	UFA-'12 (Ind.)
57	Jeremy Mincey	DE	6-4	265	30	Florida	Statesboro, Ga.	FA-'13
5 (9)								
4	Britton Colquitt	P	6-3	205	28	Tennessee	Knoxville, Tenn.	FA-'09
27	Knowshon Moreno	RB	5-11	220	26	Georgia	Middletown, N.J.	D1a-'09
30	David Bruton	S	6-2	217	26	Notre Dame	Miamisburg, Ohio	D4a-'09
32	Tony Carter	CB	5-9	175	27	Florida State	Jacksonville, Fla.	FA-'11
65	Louis Vasquez	G	6-5	335	26	Texas Tech	Corsicana, Texas	UFA-'13 (S.D.)
75	Chris Clark	T	6-5	305	28	Southern Mississippi	New Orleans	W-'10 (Min.)
91	Robert Ayers	DE	6-3	274	28	Tennessee	Jersey City, N.J.	D1b-'09
94	Terrance Knighton	DT	6-3	335	27	Temple	Windsor, Conn.	UFA-'13 (Jac.)
4 (4)								
11	Trindon Holliday	WR	5-5	170	27	Louisiana State	Zachary, La.	W-'12 (Hou.)
68	Zane Beadles	G	6-4	305	27	Utah	Sandy, Utah	D2-'10
87	Eric Decker	WR	6-3	214	26	Minnesota	Cold Spring, Minn.	D3b-'10
88	Demaryius Thomas	WR	6-3	229	26	Georgia Tech	Montrose, Ga.	D1a-'10
3 (6)								
56	Nate Irving	LB	6-1	245	25	North Carolina State	Teachey, N.C.	D3-'11
74	Orlando Franklin	T	6-7	320	26	Miami	Delray Beach, Fla.	D2b-'11
80	Julius Thomas	TE	6-5	250	25	Portland State	Stockton, Calif.	D4b-'11
85	Virgil Green	TE	6-5	255	25	Nevada	Tulare, Calif.	D7a-'11
96	Mitch Unrein	DT	6-4	306	26	Wyoming	Eaton, Colo.	FA-'10
98	Sione Fua	DT	6-1	310	25	Stanford	Encino, Calif.	FA-'13
2 (9)								
17	Brock Osweiler	QB	6-8	240	23	Arizona State	Kalispell, Mont.	D2b-'12
21	Ronnie Hillman	RB	5-10	195	22	San Diego State	La Habra, Calif.	D3-'12
31	Omar Bolden	S	5-10	195	25	Arizona State	Ontario, Calif.	D4a-'12
33	Duke Ihenacho	S	6-1	207	24	San Jose State	Carson, Calif.	CFA-'12
46	Aaron Brewer	LS	6-5	230	23	San Diego State	Fullerton, Calif.	CFA-'12
53	Steven Johnson	LB	6-1	237	25	Kansas	Wallingford, Pa.	CFA-'12
54	Brandon Marshall	LB	6-1	250	24	Nevada	Las Vegas	FA-'13
59	Danny Trevathan	LB	6-1	240	23	Kentucky	Leesburg, Fla.	D6-'12
97	Malik Jackson	DE	6-5	293	24	Tennessee	Van Nuys, Calif.	D5-'12
R (6)								
2	Zac Dysert	QB	6-3	221	24	Miami-Ohio	Ada, Ohio	D7-'13
36	Kayvon Webster	CB	5-11	198	23	South Florida	Opa-locka, Fla.	D3-'13
28	Montee Ball	RB	5-10	215	23	Wisconsin	Wentzville, Mo.	D2-'13
22	C.J. Anderson	RB	5-8	224	23	California	Vallejo, Calif.	CFA-'13
70	Vinston Painter	T	6-6	309	24	Virginia Tech	Norfolk, Va.	D6-'13
92	Sylvester Williams	DT	6-2	313	25	North Carolina	Jefferson City, Mo.	D1-'13

COACHING STAFF

John Fox - Head Coach; **Jack Del Rio** - Defensive Coordinator; **Adam Gase** - Offensive Coordinator; **Jeff Rodgers** - Special Teams Coordinator; **Clancy Barone** - Tight Ends; **Chris Beake**, Quality Control (Defense); **Brian Callahan** - Offensive Assistant; **Jim Bob Cooter** - Offensive Assistant; **Mike Eubanks** - Assistant Strength; **Sam Garnes** - Assistant Secondary; **Jason George** - Assistant Strength; **Alex Gibbs** - Offensive Consultant; **Greg Knapp** - Quarterbacks; **Anthony Lomando** - Assistant Strength; **Dave Magazu** - Offensive Line; **Luke Richesson** - Strength & Conditioning; **Jay Rodgers** - Defensive Line; **Richard Smith** - Linebackers; **Eric Stutesville** - Running Backs; **Derius Swinton** - Assistant Special Teams; **Tyke Tolbert** - Wide Receivers; **Cory Undlin** - Secondary.

HOW THE 2013 BRONCOS WERE BUILT

Updated: Jan. 25, 2014

YEAR	DRAFT/CFA	FREE AGENT	TRADE	WAIVERS
2004			CB Champ Bailey (Was.)	
2006	G Chris Kuper (Rd. 5)			
2007		K Matt Prater		
2008	T Ryan Clady (Rd. 1) LB Wesley Woodyard (CFA)			
2009	DE Robert Ayers (Rd. 1b) S David Bruton (Rd. 4a) RB Knowshon Moreno (Rd. 1a)	P Britton Colquitt		
2010	G Zane Beadles (Rd. 2) WR Eric Decker (Rd. 3b) WR Demaryius Thomas (Rd. 1a)	DT Mitch Unrein DT Kevin Vickerson		T Chris Clark (W-Min.)
2011	S Quinton Carter (Rd. 4a) T Orlando Franklin (Rd. 2b) TE Virgil Green (Rd. 7a) CB Chris Harris Jr. (CFA) LB Nate Irving (Rd. 3) LB Von Miller (Rd. 1) S Rahim Moore (Rd. 2a) TE Julius Thomas (Rd. 4b)	CB Tony Carter C Manny Ramirez		
2012	S Omar Bolden (Rd. 4a) LS Aaron Brewer (CFA) RB Ronnie Hillman (Rd. 3) S Duke Ihenacho (CFA) DE Malik Jackson (Rd. 5) LB Steven Johnson (CFA) QB Brock Osweiler (Rd. 2b) LB Danny Trevathan (Rd. 6) DE Derek Wolfe (Rd. 2a)	S Mike Adams (UFA-Cle.) WR Andre Caldwell (UFA-Cin.) TE Joel Dreessen (UFA-Hou.) C Dan Koppen QB Peyton Manning TE Jacob Tamme (UFA-Ind.)		WR Trindon Holliday (W-Hou.)
2013	C.J. Anderson (CFA) RB Montee Ball (Rd. 2) QB Zac Dysert (Rd. 7) T Winston Painter (Rd. 6) LB Lerentee McCray (CFA) DE Quanterus Smith (Rd. 5a) CB Kayvon Webster (Rd. 3) DT Sylvester Williams (Rd. 1)	LB Stewart Bradley CB Marquice Cole DT Sione Fua S Michael Huff CB Quentin Jammer (UFA-S.D.) T Winston Justice DT Terrance Knighton (UFA-Jac.) LB Paris Lenon LB Brandon Marshall DE Jeremy Mincey DE Shaun Phillips (UFA-S.D.) CB Dominique Rodgers-Cromartie (UFA-Phi.) C Steve Vallos G Louis Vasquez (UFA-S.D.) WR Wes Welker (UFA-N.E.)		

2013 DENVER BRONCOS DEPTH CHART

Updated: Jan. 25, 2014

OFFENSE

WR	88	Demaryius Thomas	12	Andre Caldwell		
LT	75	Chris Clark	77	Winston Justice		
LG	68	Zane Beadles	73	Chris Kuper		
C	66	Manny Ramirez	60	Steve Vallos		
RG	65	Louis Vasquez	73	Chris Kuper		
RT	74	Orlando Franklin	70	Vinston Painter		
TE	80	Julius Thomas	85	Virgil Green	84	Jacob Tamme
WR	87	Eric Decker	11	Trindon Holliday		81
WR	83	Wes Welker	87	Eric Decker		
QB	18	Peyton Manning	17	Brock Osweiler	2	Zac Dysert
RB	27	Knowshon Moreno	28	Montee Ball	22	C.J. Anderson
						21
						Ronnie Hillman

DEFENSE

LDE	97	Malik Jackson	57	Jeremy Mincey		
DT	92	Sylvester Williams	98	Sione Fua		
NT	94	Terrance Knighton	96	Mitch Unrein		
RDE	90	Shaun Phillips	91	Robert Ayers		
SLB	56	Nate Irving	54	Brandon Marshall		
MLB	52	Wesley Woodyard	51	Paris Lenon		
WLB	59	Danny Trevathan	53	Steven Johnson		
LCB	24	Champ Bailey	23	Quentin Jammer	34	Marquice Cole
RCB	45	D. Rodgers-Cromartie	32	Tony Carter	36	Kayvon Webster
SS	33	Duke Ihenacho	30	David Bruton		
FS	20	Mike Adams	31	Omar Bolden	29	Michael Huff

SPECIAL TEAMS

PK	5	Matt Prater		
P	4	Britton Colquitt		
H	4	Britton Colquitt		
LS	46	Aaron Brewer		
PR	11	Trindon Holliday	87	Eric Decker
KR	11	Trindon Holliday	31	Omar Bolden

[Injured]; Rookie and first-year players

2013 DENVER BRONCOS PRONUNCIATION GUIDE

Montee Ball (MON-tay)
 David **Bruton** (BRUTE-in)
Marquice Cole (mar-KWEECE)
 Zac **Dysert** (DYE-sert)
Sione Fua (see-OH-nay FOO-ah)
 Duke **Ihenacho** (EE-ah-NAH-cho)
Malik Jackson (muh-LEEK)

Chris **Kuper** (Cooper)
 Knowshon **Moreno** (mor-AY-no)
 Brock **Osweiler** (OSS-why-lur)
 Matt **Prater** (PRAY-ter)
Demaryius Thomas (duh-MARE-ee-us)
 Danny **Trevathan** (trev-AY-thin)
 Mitch **Unrein** (UN-rhine)

DENVER BRONCOS 2012-13 TRANSACTIONS — by date/by player
(Updated Jan. 22, 2014)

BY DATE

6/1/12 Signed C/G Philip Blake (draft choice)
7/24/12 Signed RB Ronnie Hillman (draft choice)
Signed QB Brock Osweiler (draft choice)
7/25/12 Waived CB Coryell Judie (failed physical)
Waived WR Eric Page (failed physical)
7/28/12 Signed S Anthony Perkins
8/1/12 Claimed WR Cameron Kenney off waivers (Sea.)
8/2/12 Waived/injured WR D'Andre Goodwin
8/3/12 Placed WR D'Andre Goodwin on injured reserve
8/5/12 Signed S Jim Leonhard
8/6/12 Waived/injured RB Mario Fannin
8/7/12 Signed LB Keith Brooking
Placed RB Mario Fannin on injured reserve
8/22/12 Waived/injured CB Joshua Moore
8/23/12 Placed CB Joshua Moore on injured reserve
8/24/12 Waived/injured WR Tyler Grisham
8/25/12 Waived CB Joshua Moore from injured reserve
(injury settlement)
8/27/12 Released LS Lonie Paxton
Waived LB Elliot Coffey
Waived WR Mark Dell
Waived WR Cameron Kenney
Waived TE Anthony Miller
Waived DE Cyril Obiozor
Waived RB Xavier Omon
Waived S Anthony Perkins
Waived T Mike Remmers
Waived CB Ramzee Robinson
Waived FB Austin Sylvester
Waived G Austin Wuebbels
Placed WR Tyler Grisham on injured reserve
Placed DE Jason Hunter on injured reserve
8/31/12 Released CB Drayton Florence
Released T Ryan Harris
Released WR Jason Hill
Released T Tony Hills
Waived DE Jamie Blatnick
Waived S Rafael Bush
Waived LB Jerry Franklin
Waived G Ben Garland
Waived G Adam Grant
Waived S Duke Ihenacho
Waived TE Cornelius Ingram
Waived RB Jeremiah Johnson
Waived LB Mike Mohamed
Waived WR Greg Orton
Waived WR Gerell Robinson
Waived DT Sealver Siliga
Waived CB Syd'Quan Thompson
Waived G Wayne Tribue
Waived QB Adam Weber
Placed DE Jeremy Beal on injured reserve
9/1/12 Signed DT Ben Garland to practice squad
Signed SS Duke Ihenacho to practice squad
Signed TE Cornelius Ingram to practice squad
Signed RB Jeremiah Johnson to practice squad
Signed WR Greg Orton to practice squad
Signed NT Sealver Siliga to practice squad
Signed G Wayne Tribue to practice squad
9/3/12 Signed C Quentin Saulsberry to practice squad
9/8/12 Released QB Caleb Hanie
Signed DT Sealver Siliga to active roster

9/11/12 Signed QB Caleb Hanie
Signed C Dan Koppen
Waived C C.J. Davis
Released G Wayne Tribue from practice squad
Waived WR Tyler Grisham from injured reserve
Placed DT Ty Warren on injured reserve
9/12/12 Signed G C.J. Davis to practice squad
9/13/12 Signed DE Jamie Blatnick to practice squad
9/17/12 Waived WR D'Andre Goodwin from injured
reserve
9/18/12 Signed C C.J. Davis to active roster
Placed C/G Philip Blake on injured reserve
Signed G Adam Grant to practice squad
9/27/12 Signed LB Mike Mohamed to practice squad
Released TE Cornelius Ingram from practice
squad
9/29/12 Signed S Duke Ihenacho to active roster
Signed LB Mike Mohamed to active roster
Placed S Quinton Carter on injured reserve
10/1/12 Placed C J.D. Walton on injured reserve
Waived LB Mike Mohamed
10/2/12 Signed WR Bert Reed to practice squad
Signed T Darrion Weems to practice squad
10/3/12 Signed LB Mike Mohamed to practice squad
10/9/12 Signed S Blake Gideon to practice squad
Released WR Bert Reed
10/11/12 Claimed WR Trindon Holliday off waivers (Hou.)
Waived S Duke Ihenacho
10/13/12 Signed S Duke Ihenacho to practice squad
Released DE Jamie Blatnick from practice squad
10/30/12 Placed LB Joe Mays on injured reserve
Signed S Duke Ihenacho to active roster
Signed CB Mario Butler to practice squad
11/13/12 Waived S Duke Ihenacho
11/15/12 Signed S Duke Ihenacho to practice squad
Released LB Mike Mohamed
11/21/12 Placed RB Willis McGahee on injured reserve
11/24/12 Released RB Jeremiah Johnson
11/26/12 Signed RB Jacob Hester
Signed RB Jeremiah Johnson to practice squad
12/5/12 T Darrion Weems signed to Dallas' active roster
12/10/12 Signed T Paul Cornick to practice squad
12/19/12 Signed G Lonnie Edwards to practice squad
1/7/13 Signed G Justin Boren to future contract
Signed WR Gerell Robinson to a future contract
1/15/13 Signed T Paul Cornick to a future contract
Signed G Ben Garland to a future contract
Signed S Duke Ihenacho to a future contract
Signed RB Jeremiah Johnson to a future
contract
Signed C/G Quentin Saulsberry to a future
contract
1/17/13 Signed S Blake Gideon to a future contract
1/22/13 Signed CB Mario Butler to a future contract
Signed WR Greg Orton to a future contract
2/12/13 Released QB Caleb Hanie
Released LB D.J. Williams
3/14/13 Signed LB Stewart Bradley
Signed DT Terrance Knighton (UFA)
Signed CB Dominique Rodgers-Cromartie (UFA)
Signed G Louis Vasquez (UFA)
Signed DT Kevin Vickerson
3/15/13 Signed WR Wes Welker (UFA)

Released DE Elvis Dumervil
4/29/13 Signed LB Shaun Phillips (UFA)
4/30/13 Signed WR Kemonte' Bateman (CFA)
Signed P Ryan Doerr (CFA)
Signed T Manase Foketi (CFA)
Signed DT Romney Fuga (CFA)
Signed CB Aaron Hester (CFA)
Signed QB Ryan Katz (CFA)
Signed LB Uona Kaveinga (CFA)
Signed LB Larentee McCray (CFA)
Signed WR Quincy McDuffie (CFA)
Signed S Ross Rasner (CFA)
Signed TE Lucas Reed (CFA)
Signed LB Doug Rippy (CFA)
Signed DE John Youboty (CFA)
5/1/13 Signed RB C.J. Anderson (CFA)
Signed DE Gary Mason Jr. (CFA)
Signed WR Lamaar Thomas (CFA)
5/10/13 Signed WR Tavarres King (draft choice)
Signed T Winston Painter (draft choice)
Signed DE Quanterus Smith (draft choice)
Waived DE Gary Mason Jr. (failed physical)
5/13/13 Signed LB Damien Holmes (CFA)
Signed DE Lanston Tanyi (CFA)
Waived LB Doug Rippy
5/14/13 Signed QB Zac Dysert (draft choice)
5/21/13 Waived RB Mario Fannin
Designated S Blake Gideon as reserve/retired
5/30/13 Signed DB Quentin Jammer
6/13/13 Signed RB Montee Ball (draft choice)
Signed CB Kayvon Webster (draft choice)
Released RB Willis McGahee
7/2/13 Signed C Dan Koppen
7/23/13 Released LB Joe Mays
7/25/13 Signed DT Sylvester Williams (draft choice)
7/27/13 Signed TE Jake O'Connell
Waived/injured TE Lucas Reed
7/28/13 Placed TE Lucas Reed on injured reserve
7/29/13 Signed C Steve Vallos
Placed C Dan Koppen on injured reserve
8/1/13 Signed C/G Ryan Lilja
Claimed CB Nigel Malone off waivers (Pit.)
8/2/13 Waived TE Lucas Reed from injured reserve
8/6/13 Signed TE Deangelo Peterson
8/7/13 Waived/injured G Justin Boren
8/8/13 Placed G Justin Boren on injured reserve
8/15/13 Waived/injured P Ryan Doerr
8/20/13 Signed LB Paris Lenon
8/21/13 Acquired G John Moffitt from Seattle in
exchange for DT Sealver Siliga
8/26/13 Waived WR Kemonte' Bateman
Waived CB Mario Butler
Waived T Manase Foketi
Waived QB Ryan Katz
Waived LB Uona Kaveinga
Waived CB Nigel Malone
Waived WR Quincy McDuffie
Waived WR Greg Orton
Waived TE Deangelo Peterson
Waived C/G Quentin Saulsberry
Waived DE Lanston Tanyi
8/27/13 Placed C J.D. Walton on Reserve/PUP
Placed S Quinton Carter on injured reserve

Placed WR Quincy McDuffie on injured reserve
Placed WR Greg Orton on injured reserve
8/31/13 Released RB Lance Ball
Released C/G C.J. Davis
Released RB Jeremiah Johnson
Released C/G Ryan Lilja
Released TE Jake O'Connell
Waived DE Jeremy Beal
Waived C/G Philip Blake
Waived T Paul Cornick
Waived DT Romney Fuga
Waived G Ben Garland
Waived CB Aaron Hester
Waived LB Damien Holmes
Waived WR Tavarres King
Waived T Winston Painter
Waived S Ross Rasner
Waived WR Gerell Robinson
Waived WR Lamaar Thomas
Waived DE John Youboty
Placed LB Stewart Bradley on injured reserve
Placed LB Lerentee McCray on injured reserve
Placed DE Quanterus Smith on injured reserve
9/1/13 Claimed LB Adrian Robinson off waivers
from Philadelphia
Released RB Jacob Hester
Signed RB Edwin Baker to practice squad
Signed T Paul Cornick to practice squad
Signed G Ben Garland to practice squad
Signed WR Tavarres King to practice squad
Signed T Winston Painter to practice squad
Signed WR Gerell Robinson to practice squad
Signed DE John Youboty to practice squad
9/2/13 Signed LB Brandon Marshall to practice squad
9/18/13 Signed T Winston Justice
Placed T Ryan Clady on injured reserve
10/8/13 Waived WR Greg Orton from injured reserve
10/15/13 Waived LB Adrian Robinson
Waived G Justin Boren from injured reserve
10/16/13 Signed WR Tavarres King to active roster
10/19/13 Waived WR Tavarres King
10/22/13 Signed WR Chad Bumphis to practice squad
11/5/13 Activated C J.D. Walton from Reserve/PUP
Placed G John Moffitt on Exempt/Left Squad
11/11/13 Placed G John Moffitt on Reserve/Retired
11/19/13 Signed S Michael Huff
Signed S John Boyett to practice squad
Placed S Rahim Moore on injured reserve-
designated for return
Released RB Edwin Baker
11/27/13 Signed DT Sione Fua
Signed DE Brandon Moore to practice squad
Placed DT Kevin Vickerson on injured reserve
Released WR Chad Bumphis
12/17/13 Signed DE Jeremy Mincey
Waived C J.D. Walton
12/24/13 Signed LB Brandon Marshall to active roster
Signed WR Nathan Palmer to practice squad
Placed LB Von Miller on injured reserve
12/31/13 Signed OL Mike Farrell to future contract
Signed LB L.J. Fort to future contract
Signed S Eric Hagg to future contract
Signed OL Ryan Miller to future contract
Signed WR Jordan Norwood to future contract
Released DL Brandon Moore
1/7/14 Signed DE Hall Davis to practice squad

1/14/14 Signed CB Marquice Cole
Signed T Winston Painter to active roster
Placed CB Chris Harris Jr. on injured reserve
Placed DE Derek Wolfe on injured reserve
1/16/14 Signed WR Greg Wilson to practice squad

BY PLAYER

ANDERSON, C.J. — RB

5/1/13 Signed (CFA)

BAKER, Edwin — RB

9/1/13 Signed to practice squad

11/19/13 Released

BALL, Lance — RB

8/31/13 Released

BALL, Montee — RB

6/13/13 Signed (draft choice)

BATEMAN, Kemonte' — WR

4/30/13 Signed (CFA)

8/26/13 Waived

BEAL, Jeremy — DE

8/31/12 Placed on injured reserve

8/31/13 Waived

BLAKE, Philip — C/G

6/1/12 Signed (draft choice)

9/18/12 Placed on injured reserve

8/31/13 Waived

BLATNICK, Jamie — DE

8/31/12 Waived

9/13/12 Signed to practice squad

10/13/12 Released from practice squad

BOREN, Justin — G

1/15/13 Signed to future contract

8/7/13 Waived/injured

8/8/13 Placed on injured reserve

10/15/13 Waived from injured reserve

BRADLEY, Stewart — LB

3/14/13 Signed

8/31/13 Placed on injured reserve

BROOKING, Keith — LB

8/7/12 Signed

BOYETT, John — S

11/19/13 Signed to practice squad

BUMPHIS, Chad — WR

10/22/13 Signed to practice squad

11/27/13 Released

BUSH, Rafael — S

8/31/12 Waived

BUTLER, Mario — CB

10/30/12 Signed to practice squad

1/22/13 Signed to future contract

8/26/13 Waived

CARTER, Quinton — S

9/29/12 Placed on injured reserve

8/27/13 Placed on injured reserve

CLADY, Ryan — T

9/18/13 Placed on injured reserve

COLE, Marquice — CB

1/14/14 Signed

CORNICK, Paul — T

12/10/12 Signed to practice squad

1/15/12 Signed to future contract

8/31/13 Waived

9/1/13 Signed to practice squad

COFFEY, Elliot — LB

5/3/12 Signed (CFA)

8/27/12 Waived

DAVIS, C.J. — C

9/11/12 Waived

9/12/12 Signed to practice squad

9/18/12 Signed to active roster

8/31/13 Released

DAVIS, Hall — DE

1/7/14 Signed to practice squad

DELL, Mark — WR

8/27/12 Waived

DOERR, Ryan — P

4/30/13 Signed (CFA)

8/15/13 Waived/injured

DUMERVIL, Elvis — DE

3/15/13 Released

DYSERT, Zac — QB

5/14/13 Signed (draft choice)

EDWARDS, Lonnie — G

12/19/12 Signed to practice squad

FANNIN, Mario — RB

8/6/12 Waived/injured

8/7/12 Placed on injured reserve

5/21/13 Waived

FARRELL, Mike — OL

12/31/13 Signed to future contract

FLORENCE, Drayton — CB

8/31/12 Released

FOKETI, Manase — T

4/30/13 Signed (CFA)

8/26/13 Waived

FORT, L.J. — LB

12/31/13 Signed to future contract

FRANKLIN, Jerry — LB

8/31/12 Waived

FUA, Sione — DT

11/27/13 Signed

FUGA, Romney — DT

4/30/13 Signed (CFA)

8/31/13 Waived

GARLAND, Ben — G

8/31/12 Waived

9/1/12 Signed to practice squad

1/15/12 Signed to future contract

8/31/13 Waived

9/1/13 Signed to practice squad

GIDEON, Blake — S

10/9/12 Signed to practice squad

1/17/13 Signed to a future contract

5/21/13 Designated as reserve/retired

GOODWIN, D'Andre — WR

8/2/12 Waived/injured

8/3/12 Placed on injured reserve

9/17/12 Waived from injured reserve

GRANT, Adam — T

8/31/12 Waived

9/18/12 Signed to practice squad

GRISHAM, Tyler — WR

8/24/12 Waived/injured

8/27/12 Placed on injured reserve

9/11/12 Waived from injured reserve

HAGG, Eric — S

12/31/13 Signed to future contract

HANIE, Caleb — QB

9/8/12 Released

9/11/12 Signed

2/12/13 Released

HARRIS JR., Chris — CB
1/14/14 Placed on injured reserve

HARRIS, Ryan — T
8/31/12 Released

HESTER, Aaron — CB
4/30/13 Signed (CFA)
8/31/13 Waived

HESTER, Jacob — RB
11/26/12 Signed
9/1/13 Released

HILL, Jason — WR
8/31/12 Released

HILLMAN, Ronnie — RB
7/24/12 Signed (draft choice)

HILLS, Tony — T
8/31/12 Released

HOLLIDAY, Trindon — WR
10/11/12 Claimed off waivers (Hou.)

HOLMES, Damien — LB
5/13/13 Signed (CFA)
8/31/13 Waived

HUFF, Michael — S
11/19/13 Signed

HUNTER, Jason — DE
8/27/12 Placed on injured reserve

IHENACHO, Duke — S
8/31/12 Waived
9/1/12 Signed to practice squad
9/29/12 Signed to active roster
10/11/12 Waived
10/13/11 Signed to practice squad
10/30/12 Signed to active roster
11/13/12 Waived
11/15/12 Signed to practice squad
1/15/13 Signed to future contract

INGRAM, Cornelius — TE
8/31/12 Waived

JAMMER, Quentin — DB
5/30/13 Signed

JOHNSON, Jeremiah — RB
8/31/12 Waived
9/1/12 Signed to practice squad
11/24/12 Released
11/26/12 Signed to practice squad
1/15/12 Signed to future contract
8/31/13 Released

JUDIE, Coryell — CB
7/25/12 Waived (failed physical)

JUSTICE, Winston — T
9/18/13 Signed

KATZ, Ryan — QB
4/30/13 Signed (CFA)
8/26/13 Waived

KAVEINGA, Uona — LB
4/30/13 Signed (CFA)
8/26/13 Waived

KENNEY, Cameron — WR
8/1/12 Claimed off waivers (Sea.)
8/27/12 Waived

KING, Tavarres — WR
5/10/13 Signed (draft choice)
8/31/13 Waived
9/1/13 Signed to practice squad
10/16/13 Signed to active roster
10/19/13 Waived

KNIGHTON, Terrance — DT
3/14/13 Signed (UFA)

KOPPEN, Dan — C
9/11/12 Signed
7/2/13 Signed (UFA)
7/29/13 Placed on injured reserve

LENON, Paris — LB
8/20/13 Signed

LEONHARD, Jim — S
8/5/12 Signed

LILJA, Ryan — C/G
8/1/13 Signed
8/31/13 Released

MALONE, Nigel — CB
8/1/13 Claimed off waivers (Pit.)
8/26/13 Waived

MARSHALL, Brandon — LB
9/2/13 Signed to practice squad
12/24/13 Signed to active roster

MASON JR., Gary — DE
5/1/13 Signed (CFA)
5/10/13 Waived (failed physical)

MAYS, Joe — LB
10/30/12 Placed on injured reserve
7/23/13 Released

MCCRAY, Larentee — LB
4/30/13 Signed (CFA)
8/31/13 Placed on injured reserve

MCDUFFIE, Quincy — WR
4/30/13 Signed (CFA)
8/26/13 Waived
8/27/13 Placed on injured reserve

MCGAHEE, Willis — RB
11/21/12 Placed on injured reserve
6/13/13 Released

MILLER, Anthony — TE
8/27/12 Waived

MILLER, Ryan — OL
12/31/13 Signed to future contract

MILLER, Von — LB
12/24/13 Placed on injured reserve

MINCEY, Jeremy — DE
12/17/13 Signed

MOHAMED, Mike — LB
8/31/12 Waived
9/27/12 Signed to practice squad
9/29/12 Signed to active roster
10/1/12 Waived
10/3/12 Signed to practice squad
11/15/12 Released from practice squad

MOFFITT, John — G
8/21/13 Acquired from Seattle in exchange for DT Sealver Siliga
11/5/13 Placed on Exempt/Left Squad
11/11/13 Placed on Reserve/Retired

MOORE, Brandon — DE
11/27/13 Signed to practice squad
12/31/13 Released

MOORE, Joshua — CB
8/22/12 Waived/injured
8/23/12 Placed on injured reserve
8/25/12 Waived from injured reserve (injury settlement)

MOORE, Rahim — S
11/19/13 Placed on injured reserve-designated for return

NORWOOD, Jordan — WR
12/31/13 Signed to future contract

O'CONNELL, Jake — TE
7/27/13 Signed
8/31/13 Released

OBIOZOR, Cyril — DE
8/27/12 Waived

OMON, Xavier — RB
8/27/12 Waived

ORTON, Greg — WR
8/31/12 Waived
9/1/12 Signed to practice squad
1/22/13 Signed to a future contract
8/26/13 Waived
8/27/13 Placed on injured reserve
10/8/13 Waived from injured reserve

OSWEILER, Brock — QB
7/24/12 Signed (draft choice)

PAGE, Eric — WR
7/25/12 Waived (failed physical)

PAINTER, Vinston — T
5/10/13 Signed (draft choice)
8/31/13 Waived
9/1/13 Signed to practice squad
1/14/14 Signed to active roster

PALMER, Nathan — WR
12/24/13 Signed to practice squad

PAXTON, Lonie — LS
8/27/12 Released

PERKINS, Anthony — S
7/28/12 Signed
8/27/12 Waived

PETERSON, Deangelo — TE
8/6/13 Signed
8/26/13 Waived

PHILLIPS, Shaun — LB
4/29/13 Signed (UFA)

RASNER, Ross — S
4/30/13 Signed (CFA)
8/31/13 Waived

REED, Bert — WR
10/2/12 Signed to practice squad
10/9/12 Released from practice squad

REED, Lucas — TE
4/30/13 Signed (CFA)
7/27/13 Waived/injured
7/28/13 Placed on injured reserve
8/2/13 Waived from injured reserve

REMMERS, Mike — T
8/27/12 Waived

RIPPY, Doug — LB
4/30/13 Signed (CFA)
5/13/13 Waived

ROBINSON, Adrian — LB
9/1/13 Claimed off waivers (Phi.)
10/15/13 Waived

ROBINSON, Gerell — WR
8/31/12 Waived
1/15/13 Signed to a future contract
8/31/13 Waived
9/1/13 Signed to practice squad

ROBINSON, Ramzee — CB
8/27/12 Waived

RODGERS-CROMARTIE, Dominique — CB
3/14/13 Signed (UFA)

SAULSBERRY, Quentin — C/G

9/2/12 Signed to practice squad
1/15/13 Signed to future contract
8/26/13 Waived

SILIGA, Sealter — DT

8/31/12 Waived
9/1/12 Signed to practice squad
9/8/12 Signed to active roster
8/21/13 Traded to Seattle in exchange for
G John Moffitt

SMITH, Quanterus — DE

5/10/13 Signed (draft choice)
8/31/13 Placed on injured reserve

SYLVESTER, Austin — FB

8/27/12 Waived

TANYI, Lanston — DE

5/13/13 Signed (CFA)
8/26/13 Waived

THOMAS, Lamaar — WR

5/1/13 Signed (CFA)
8/31/13 Waived

THOMPSON, Syd'Quan — CB

8/31/12 Waived

TRIBUE, Wayne — G

8/31/12 Waived
9/1/12 Signed to practice squad
9/11/12 Waived

VALLOS, Steve — C

7/29/13 Signed

VASQUEZ, Louis — G

3/14/13 Signed (UFA)

VICKERSON, Kevin — DT

11/27/13 Placed on injured reserve

WALTON, J.D. — C

10/1/12 Placed on injured reserve
8/27/13 Placed on Reserve/PUP
11/5/13 Activated from Reserve/PUP
12/17/13 Waived

WARREN, Ty — DT

9/11/12 Placed on injured reserve

WEBER, Adam — QB

8/31/12 Waived

WEBSTER, Kayvon — CB

6/13/13 Signed (draft choice)

WELKER, Wes — WR

3/15/13 Signed (UFA)

WEEMS, Darrion — T

10/2/12 Signed to practice squad
12/5/12 Signed to Dallas' active roster

WILLIAMS, D.J. — LB

2/12/13 Released

WILLIAMS, Sylvester — DT

7/25/13 Signed (draft choice)

WILSON, Greg — WR

1/16/14 Signed to practice squad

WOLFE, Derek — DE

1/14/14 Placed on injured reserve

WUEBBELS, Austin — G

8/27/12 Waived

YOUBOTY, John — DE

4/30/13 Signed (CFA)
8/31/13 Waived
9/1/13 Signed to practice squad



MIKE ADAMS

20

SAFETY



5-11 • 200 • 10TH YR. • DELAWARE

BORN: March 24, 1981, in Paterson, N.J.

HIGH SCHOOL: Passaic Tech High School, Wayne, N.J.

ACQUIRED: Unrestricted Free Agent (Cleveland), 2012

NFL YEAR: 10th • **YEAR WITH BRONCOS:** 2nd

NFL GAMES PLAYED/STARTED: 146/73 • **POSTSEASON GP/GS:** 4/4

ADAMS AT A GLANCE:

- A 10th-year player who has seen action in 146 career games with Denver (2012-13), Cleveland (2007-11) and San Francisco (2004-06), combining for 73 starts at both safety positions and cornerback.
- Totaled career highs in tackles (80) and passes defended (11) in his first year with the Broncos in 2012, helping Denver rank second in the NFL in total defense (third in pass defense).
- Opened 16 games at free safety for Cleveland in 2011 as the Browns finished with the NFL's second-ranked pass defense (184.9 ypg).
- Owns 18 career takeaways (12 INTs, 6 FR) in addition to contributing 67 special-teams tackles in his first nine NFL seasons.
- Received the 2011 Dino Lucarelli Good Guy Award from the Cleveland Chapter of the Professional Football Writers' Association.
- Started 23-of-43 career games at the University of Delaware, earning second-team All-Atlantic 10 Conference honors as a senior in 2003 while helping guide the Blue Hens to the Division I-AA National Championship.
- Joined the Broncos as an unrestricted free agent on March 16, 2012.
- Entered the NFL with San Francisco as a college free agent on April 28, 2004.

CAREER TRANSACTIONS: Signed by San Francisco as a college free agent 4/28/04; Waived by San Francisco 9/4/04; Signed by San Francisco (practice squad) 9/6/04; Signed by San Francisco (active roster) 11/13/04; Signed by Cleveland 4/2/07; Re-signed by Cleveland as an unrestricted free agent 3/6/09; Signed by Denver as an unrestricted free agent 3/16/12.



2013: Adams played all 16 regular-season games (starts) for the fifth time in his career... Posted four tackles and a quarterback hit in Denver's Week 2 win at NYG (9/15)... Broke up Chad Henne's fourth-down pass in the fourth quarter vs. Jac. (10/13)... Tied for the team lead with six tackles and broke up Alex Smith's fourth-down pass in the end zone late in the fourth quarter to seal Denver's Week 13 win at K.C. (12/1)... Finished second on the team with five tackles and recovered a fumble vs. Ten. (12/8)... Tied for second on the team with six tackles, including one for a loss vs. S.D. (12/12)... Posted a game-high nine tackles and intercepted a pass that led to a Broncos touchdown at Hou. (12/22)... Started all three postseason contests, finishing with 12 tackles and one pass breakup... Tied for third with four tackles vs. N.E. in the AFC Championship Game (1/19)... Ranked third on the team with six tackles vs. Sea. in Super Bowl XLVIII.

2012: Adams started all 16 regular-season games for the second consecutive year and ranked second on the team with 80 tackles (60 solo) and third on the club with 11 passes defended—both career highs... Added one sack (2 yds.), two forced fumbles and a team-best two fumble recoveries in the regular season... Matched a personal best with three pass breakups and tied for third on the team with four tackles (all solo) in Denver's season-opening win vs. Pit. (9/9)... Set a career high with 12 tackles and recovered a fumble at N.E. (10/7)... Sacked Panthers quarterback Cam Newton in the end zone for his first career safety at Car. (11/11)... Made his playoff debut in Denver's Divisional Playoff Game vs. Bal. (1/12) and made two solo stops with one pass breakup.

2011: Adams started all 16 games for the first time in his career and totaled 61 tackles (41 solo), a team-high three interceptions (33 yds.), six passes defended, one forced fumble and one fumble recovery for the league's second-ranked pass defense... Contributed three tackles on special teams... Recorded a takeaway (2 INT, 1 FR) in three consecutive games in Weeks 3-5... Tied a career high with 10 tackles (6 solo) and added an interception vs. Pit. (1/1).

2010: Adams played 15 games (2 starts) for Cleveland and posted 34 tackles (31 solo), one sack (10 yds.), two interceptions (51 yds.) and six passes defended to go along with 10 special-teams stops. Helped the Browns'

kickoff coverage unit lead the NFL by allowing just 17.8 yards per return.

2009: Adams appeared in all 16 games, opening six contests at cornerback and three others at safety, while tallying 61 tackles (52 solo), one sack (6 yds.), a career-best eight passes defended and one fumble recovery... Added 10 tackles on special-teams units to rank fourth on the club.

2008: Adams saw time in 14 games (5 starts) at strong safety for the Browns and recorded 42 tackles (20 solo), two interceptions (18 yds.), three passes defended and one fumble recovery... Posted four special-teams stops.

2007: Adams played 15 games (0 starts) in his first season with Cleveland and totaled 11 tackles (9 solo) with one sack (7 yds.) and two passes defended in addition to ranking second on the team with a career-high 18 special-teams tackles... Injured his knee at Cin. (12/23) and was placed on injured reserve on Dec. 24.

2006: Adams played all 16 games (8 starts) for the first time in his career and registered 67 tackles (53 solo) and three passes defended for the 49ers while contributing 12 special-teams stops... Recorded his first double-digit tackle output (10 tackles) in the season opener at Ari. (9/10).

2005: Adams saw time in 14 games (10 starts) and totaled a career-high 68 tackles (55 solo), one sack (5 yds.), four interceptions (36 yds.), four passes defended, one forced fumble and one fumble recovery... Tied for the team lead with his four interceptions and added three tackles on special teams... Made his first career start at Ari. (10/2) in Mexico City... Recorded his first-career multi-interception game in the season finale vs. Hou. (1/1), returning a pick 40 yards for a score and adding a takeaway in overtime to set up the 49ers' game-winning field goal.

2004: Adams, who entered the NFL with San Francisco as a college free agent on April 28, spent the first half of the season on the club's practice squad before being promoted to the active roster and playing in the 49ers' final eight games... Totaled four tackles (2 solo), one interception (0 yds.) and one pass defended in addition to five special-teams stops... Made his NFL debut vs. Car. (11/14) and recovered a fumble on special teams... Registered his first career interception vs. Mia. (11/28).

COLLEGE: Adams started 23-of-43 career games at the University of Delaware and posted 213 tackles, 11 interceptions and 14 pass breakups... Ranked 11th in school history with his 11 interceptions... Earned second-team All-Atlantic 10 Conference honors as a senior team captain in 2003 while guiding the Blue Hens to the Division I-AA National Championship.

PERSONAL: Adams attended Passiac Tech High School in Wayne, N.J., where he helped guide his team to the New Jersey Group 4 state title in 1998... Inducted into the Passiac Tech Hall of Fame in 2009 and had his jersey retired in 2010... Received a community service award from the House of Representatives and the New Jersey State Senate for his community service and volunteer work... Runs a joint foundation named the Rising Stars Foundation to assist underprivileged youth... Hosts an annual bowling event and football camp in New Jersey... Voted the recipient of the 2011 Dino Lucarelli Good Guy Award from the Cleveland Chapter of the Professional Football Writers' Association... Nicknamed 'Pops' by his grandmother, Michael Carl Adams has a daughter, Maya, and was born on March 24, 1981, in Paterson, N.J.

ADAMS' REGULAR SEASON RECORD

Year	Club	G	S	UT	A	TT	S-Yds.	I-Yds.	PD	FF	FR	TD-Int.	TD-FR	S	Pts.
2004	San Francisco	8	0	2	2	4	0-0	1-0	1	0	0	0	0	0	0
2005	San Francisco	14	10	55	13	68	1-5	4-36	4	1	1	1	0	0	6
2006	San Francisco	16	8	53	14	67	0-0	0-0	3	0	0	0	0	0	0
2007	Cleveland	15	0	9	2	11	1-7	0-0	2	0	0	0	0	0	0
2008	Cleveland	14	5	20	22	42	0-0	2-18	3	0	1	0	0	0	0
2009	Cleveland	16	9	52	9	61	1-6	0-0	8	0	1	0	0	0	0
2010	Cleveland	15	2	31	3	34	1-10	2-51	6	0	0	0	0	0	0
2011	Cleveland	16	16	41	20	61	0-0	3-33	6	1	1	0	0	0	0
2012	Denver	16	16	60	20	80	1-2	0-0	11	2	2	0	0	1	2
2013	Denver	16	7	45	15	60	0-0	1-3	7	0	1	0	0	0	0
CAREER TOTALS		146	73	368	120	488	5-30	13-141	51	4	7	1	0	1	8
BRONCOS TOTALS		32	23	105	35	140	1-2	1-3	18	2	3	0	0	1	2

ADDITIONAL STATISTICS: Special teams tackles — 2004 (5), 2005 (3), 2006 (12), 2007 (18), 2008 (4), 2009 (10), 2010 (12), 2011 (3), 2013 (3), TOTAL (70). Special teams fumbles — 2004 (1 FR), 2005 (1 FF), 2007 (1 FR), TOTAL (1 FF, 2 FR).

ADAMS' POSTSEASON RECORD

Year	Club	G	S	UT	A	TT	S-Yds.	I-Yds.	PD	FF	FR	TD-Int.	TD-FR	S	Pts.
2012	Denver	1	1	2	0	2	0-0	0-0	1	0	0	0	0	0	0
2013	Denver	3	3	12	0	12	0-0	0-0	1	0	0	0	0	0	0
CAREER TOTALS		4	4	14	0	14	0-0	0-0	2	0	0	0	0	0	0

ADAMS' SINGLE-GAME HIGHS

(Postseason in parentheses)

Tackles — 12 at New England, 10/7/12 (6 vs. Seattle, 2/2/14). **Interceptions** — 2 vs. Houston, 1/1/06 (none). **Interception return yards** — 36 vs. Houston, 1/1/06 (none). **Sacks** — 1, five times, last at Carolina, 11/11/12 (none). **Sack yards** — 10 vs. N.Y. Jets, 11/14/10 (none).



MIKE ADAMS' GAME-BY-GAME

(Victories asterisked)

2013 DENVER		TACKLES								
Date	Opponent	P/S	UT	A	TT	S-Yds.	I-Yds	PD	FF	FR
Sep 5	vs. Baltimore*	P	2	0	2	0-0	0-0	1	0	0
Sep 15	at N.Y. Giants*	P	3	1	4	0-0	0-0	0	0	0
Sep 23	vs. Oakland*	P	2	1	3	0-0	0-0	0	0	0
Sep 29	vs. Philadelphia*	P	0	0	0	0-0	0-0	0	0	0
Oct 6	at Dallas*	P	3	1	4	0-0	0-0	0	0	0
Oct 13	vs. Jacksonville*	P	0	1	1	0-0	0-0	1	0	0
Oct 20	at Indianapolis	P	0	0	0	0-0	0-0	0	0	0
Oct 27	vs. Washington*	P	1	2	3	0-0	0-0	1	0	0
Nov 10	at San Diego*	S	3	1	4	0-0	0-0	0	0	0
Nov 17	vs. Kansas City*	P	3	0	3	0-0	0-0	0	0	0
Nov 24	at New England	S	4	3	7	0-0	0-0	0	0	0
Dec 1	at Kansas City*	S	6	0	6	0-0	0-0	1	0	0
Dec 8	vs. Tennessee*	S	4	1	5	0-0	0-0	0	0	1
Dec 12	vs. San Diego*	S	5	1	6	0-0	0-0	0	0	0
Dec 22	at Houston*	S	6	3	9	0-0	1-3	3	0	0
Dec 29	at Oakland*	S	3	0	3	0-0	0-0	0	0	0
Regular Season Totals		16/7	45	15	60	0-0	1-3	7	0	1
ADDITIONAL STATISTICS: *Special teams tackles — 3.										
Jan 12	vs. San Diego†	S	2	0	2	0-0	0-0	0	0	0
Jan 19	vs. New England#	S	4	0	4	0-0	0-0	1	0	0
Feb 2	vs. Seattle\$	S	6	0	6	0-0	0-0	0	0	0
Postseason Totals		3/3	12	0	12	0-0	0-0	1	0	0

†AFC Divisional Playoff Game; #AFC Championship Game; \$Super Bowl XLVIII

**C.J. ANDERSON****22****RUNNING BACK****5-8 • 224 • R • CALIFORNIA****BORN:** Feb. 10, 1991, in Vallejo, Calif.**HIGH SCHOOL:** Bethel High School, Vallejo, Calif.**ACQUIRED:** College Free Agent, 2013**NFL YEAR:** 1st • **YEAR WITH BRONCOS:** 1st**NFL GAMES PLAYED/STARTED:** 5/0 • **POSTSEASON GP/GS:** 1/0**ANDERSON AT A GLANCE:**

- A rookie running back who made the Broncos' opening-week roster as a college free agent.
- Saw action in all 25 games (2 starts) in two seasons at Cal after transferring from Laney College.
- Rushed for 1,135 yards on 198 carries (5.7 avg.) and 12 touchdowns for the Golden Bears and added 22 receptions for 350 yards and two scores.
- Earned first-team All-America honors and led the NorCal Conference in rushing during his final season at Laney College in 2010, racking up 1,644 yards and 13 touchdowns on 206 attempts (8.0 avg.).
- Attended Bethel High School in Vallejo, Calif., where he rushed for nearly 4,000 yards during his prep career and led his team to four consecutive playoff appearances.
- Joined the Broncos as a college free agent on May 1, 2013.

CAREER TRANSACTIONS: Signed by Denver as a college free agent 5/1/13.

2013: Anderson played five regular-season games, finishing with 38 yards on seven carries (5.4 avg.) as a rookie... Made his NFL debut and posted 22 yards on four carries vs. Was. (10/27)... Ran twice for nine yards and caught one pass for 14 yards in Super Bowl XLVIII vs. Sea. (2/2).

COLLEGE: Anderson saw action in all 25 games (2 starts) in two seasons at Cal after transferring from Laney College... Rushed for 1,135 yards on 198 carries (5.7 avg.) and 12 touchdowns for the Golden Bears and added 22 receptions for 350 yards and two scores... Totaled 126 rushes for 790 yards (6.3 avg.) and four touchdowns as a senior while topping the 100-yard mark on three occasions... Played in all 13 games in his first year at Cal in 2011 and totaled 345 yards and eight touchdowns on 72 carries (4.8 avg.)... Earned first-team All-America honors and led the NorCal Conference in rushing during his final season at Laney College in 2010, racking up 1,644 yards and 13 touchdowns on 206 attempts (8.0 avg.)... Tallied 114 carries for 693 yards (6.1 avg.) and three scores as a freshman.

PERSONAL: Anderson attended Bethel High School in Vallejo, Calif., where he rushed for nearly 4,000 yards during his prep career and led his team to four consecutive playoff appearances... Majored in interdisciplinary studies at Cal... Cortrelle Javon Anderson was born on Feb. 10, 1991.

C.J. ANDERSON'S GAME-BY-GAME

(Victories asterisked)

2013 DENVER		RUSHING						RECEIVING				SCORING		
Date	Opponent	P/S	No.	Yds.	Avg.	LG	TD	No.	Yds.	Avg.	LG	TD	2pt.	Pts.
Sep 5	vs. Baltimore*						INACTIVE							
Sep 15	at N.Y. Giants*						INACTIVE							
Sep 23	vs. Oakland*						INACTIVE							
Sep 29	vs. Philadelphia*						INACTIVE							
Oct 6	at Dallas*						INACTIVE							
Oct 13	vs. Jacksonville*						INACTIVE							
Oct 20	at Indianapolis						INACTIVE							
Oct 27	vs. Washington*	P	4	22	5.5	11	0	0	0	0.0	—	0	0	0
Nov 10	at San Diego*	P	0	0	0.0	—	0	0	0	0.0	—	0	0	0
Nov 17	vs. Kansas City*	P	0	0	0.0	—	0	0	0	0.0	—	0	0	0
Nov 24	at New England	P	3	16	5.3	6	0	0	0	0.0	—	0	0	0
Dec 1	at Kansas City*						INACTIVE							
Dec 8	vs. Tennessee*	P	0	0	0.0	—	0	0	0	0.0	—	0	0	0
Dec 12	vs. San Diego						INACTIVE							
Dec 22	at Houston*						INACTIVE							
Dec 29	at Oakland*						INACTIVE							
Regular Season Totals		5/0	7	38	5.4	11	0	0	0	0.0	—	0	0	0
Jan 12	vs. San Diego†*						DID NOT PLAY							
Jan 19	vs. New England#*						DID NOT PLAY							
Feb 2	vs. Seattle\$	P	2	9	4.5	6	0	1	14	14.0	14	0	0	0
Postseason Totals		1/0	2	9	4.5	6	0	1	14	14.0	14	0	0	0

†AFC Divisional Playoff Game; #AFC Championship Game; \$Super Bowl XLVIII



ROBERT AYERS

91

DEFENSIVE END

6-3 • 274 • 5TH YR. • TENNESSEE

BORN: Sept. 6, 1985, in Jersey City, N.J.

HIGH SCHOOL: Marlboro County High School, Bennettsville, S.C.

ACQUIRED: Draft #1b (18th overall), 2009

NFL YEAR: 5th • YEAR WITH BRONCOS: 5th

NFL GAMES PLAYED/STARTED: 72/27 • POSTSEASON GP/GS: 6/1



AYERS AT A GLANCE:

- A fifth-year player who has started 27-of-72 games during his career at outside linebacker (2009-10) and defensive end (2011-13).
- Opened 13-of-16 games in 2011 and combined for 44 tackles and five sacks in the regular season and playoffs.
- Started 10-of-11 games played in 2010 and tied for the team lead with 10 quarterback hits despite missing five games due to injury.
- Recorded a tackle for a loss in four consecutive games to start the 2010 season.
- Notched the longest scoring fumble return by a Broncos rookie in team history with his 54-yard touchdown on *Monday Night Football* vs. Pittsburgh (11/9/09).
- Led the University of Tennessee in tackles for a loss during each of his final two years at the school, totaling 27.5 tackles for negative yardage over that stretch.
- Earned second-team All-Southeastern Conference honors as a senior at Tennessee in 2008, starting all 12 games at defensive end and leading the conference with 15.5 tackles for a loss in addition to pacing Tennessee's defensive line with 49 tackles (34 solo).
- Shared the Andy Spiva Award as Tennessee's most improved defender in 2008 while helping the Volunteers tie for third in the country in total defense (263.5 ypg.) and rank 10th in the nation in scoring defense (16.8 ppg.).
- Selected by the Broncos in the first round (18th overall) of the 2009 NFL Draft.

CAREER TRANSACTIONS: Signed by Denver as a draft choice 8/3/09.



2013: Ayers played 15 games (3 starts), and posted a career-best 5.5 sacks to go with 29 tackles and one forced fumble... Sacked Joe Flacco for a 9-yard loss in Denver's season-opening win vs. Bal. (9/5)... Made three tackles, including one for a loss in the Broncos' Week 2 win at NYG (9/15)... Set a career high with a pair of sacks vs. Oak. (9/23)... Posted a career-best six tackles and added half a sack vs. Phi. (9/29)... Sacked Tony Romo for a 6-yard loss at Dal. (10/6)... Strip-sacked Matt Schaub at Hou. (12/22)... Played all three postseason games... Sacked Tom Brady for an 11-yard loss in the AFC Championship Game vs. N.E. (1/19).

2012: Ayers appeared in 15 regular-season games for the Broncos in 2012, finishing with 16 tackles (8 solo) and two sacks (18 yds.) to go along with a pair of pass breakups... Set or tied career highs in tackles (5), sacks (1), sack yards (12) and pass breakups (2) at Car. (11/11).

2011: Ayers played all 16 regular season games (13 starts) at defensive end and tied a career high with 39 tackles (25 solo) to go along with a personal-best three sacks (12 yds.), two passes defended, one forced fumble and one fumble recovery... Played in both of Denver's playoff games, totaling five tackles (3 solo) and two sacks (24 yds.)... Recorded the eighth multi-sack game in Broncos postseason history during Denver's AFC Wild Card Game vs. Pit. (1/8), taking down Steelers quarterback Ben Roethlisberger twice, including on the last play of regulation to force overtime.

2010: Ayers posted 39 tackles (32 solo), 1.5 sacks (6.5 yds.), one pass defended and one forced fumble in 11 games played (10 starts) in 2010... Tied for the team lead with 10 quarterback hits while ranking fourth on the club with six tackles for a loss... Recorded his first career sack (5 yds.) in the season opener at Jac. (9/12)... Had two tackles for a loss and helped set the edge at Ten. (10/3), limiting Titans running back Chris Johnson to his third-lowest rushing output (53 yds.) in 24 contests... Missed Games 6-10 with a foot injury.

2009: Selected by the Broncos in the first round (18th overall) of the 2009 NFL Draft, Ayers totaled 18 tackles (13 solo), two pass breakups and one fumble recovery in 15 games (1 start) for Denver as a rookie... Posted the longest fumble return touchdown by a rookie in club annals with his 54-yard score on *Monday Night Football* vs. Pit. (11/9)... Registered multiple tackles in five consecutive games (Games 4-8) and six times for the season... Made his first career start at Phi. (12/27) and recovered a fumble on special teams in that contest.

COLLEGE: Ayers totaled 113 tackles (80 solo), nine sacks (61 yds.), one interception (8 yds.) and four pass breakups in 48 career games (14 starts) at the University of Tennessee... Registered a team-high 27.5 tackles for a loss during his final two seasons for the Volunteers... Started all 12 games at right defensive end as a senior, totaling 49 tackles (34 solo), three sacks (29 yds.), 15.5 tackles for a loss (63 yds.) and one interception (8 yds.) to earn second-team All-Southeastern Conference honors... Led the SEC in tackles for a loss (15.5) while pacing the Volunteers' defensive line in tackles (49) as a senior.

PERSONAL: Ayers was an all-state selection as a linebacker during his senior year at Marlboro County High School in Bennettsville, S.C.... Selected to play in the Shrine Bowl of the Carolinas as a senior... Rated the third-best linebacker prospect in the nation and the second-best overall prospect in South Carolina by *PrepStar*... Had 112 tackles and five interceptions while handling kickoff return duties as a senior... Posted 94 stops, eight sacks and three interceptions as a junior... Ran the 100 meters and was part of his high school's 4x100 meter relay team... Majored in African studies at Tennessee... Robert Earnest Ayers Jr. was born on Sept. 6, 1985, in Jersey City, N.J.

AYERS' REGULAR SEASON RECORD

Year	Club	G	S	UT	A	TT	S-Yds.	I-Yds.	PD	FF	FR	TD-Int.	TD-FR	S	Pts.
2009	Denver	15	1	13	5	18	0-0	0-0	2	0	1	0	1	0	6
2010	Denver	11	10	32	7	39	1.5-6.5	0-0	1	1	0	0	0	0	0
2011	Denver	16	13	25	14	39	3-12	0-0	2	1	1	0	0	0	0
2012	Denver	15	0	8	8	16	2-18	0-0	2	0	0	0	0	0	0
2013	Denver	15	3	23	6	29	5.5-34.5	0-0	0	1	0	0	0	0	0
CAREER TOTALS		72	27	101	40	141	12-71	0-0	7	3	2	0	1	0	6

ADDITIONAL STATISTICS: Special teams tackles — 2009 (1), TOTAL (1). Recovered a fumble and returned it 54 yards for a touchdown vs. Pit. (11/9/09). Recovered a fumble on special teams at Phi. (12/27/09).

AYERS' POSTSEASON RECORD

Year	Club	G	S	UT	A	TT	S-Yds.	I-Yds.	PD	FF	FR	TD-Int.	TD-FR	S	Pts.
2011	Denver	2	1	3	2	5	2-24	0-0	0	0	0	0	0	0	0
2012	Denver	1	0	0	0	0	0-0	0-0	0	0	0	0	0	0	0
2013	Denver	3	0	3	1	4	1-11	0-0	0	0	0	0	0	0	0
CAREER TOTALS		6	1	6	3	9	3-35	0-0	0	0	0	0	0	0	0

AYERS' SINGLE-GAME HIGHS

(Postseason in parentheses)

Tackles — 6 vs. Philadelphia, 9/29/13 (3 vs. Pittsburgh, 1/8/12). **Sacks** — 2 vs. Oakland, 9/23/13 (2 vs. Pittsburgh, 1/8/12). **Passes defended** — 2 at Carolina, 11/11/12 (none). **Sack yards** — 12 at Carolina, 11/11/12 (24 vs. Pittsburgh, 1/8/12). **Interceptions** — None (None). **Interception return yards** — None (None).

ROBERT AYERS' GAME-BY-GAME

(Victories asterisked)

2013 DENVER		TACKLES									
Date	Opponent	P/S	UT	A	TT	S-Yds.	I-Yds.	PD	FF	FR	
Sep 5	vs. Baltimore*	S	1	0	1	1-9	0-0	0	0	0	
Sep 15	at N.Y. Giants*	P	3	0	3	0-0	0-0	0	0	0	
Sep 23	vs. Oakland*	S	2	0	2	2-12	0-0	0	0	0	
Sep 29	vs. Philadelphia*	P	5	1	6	.5-1.5	0-0	0	0	0	
Oct 6	at Dallas*	S	1	1	2	1-6	0-0	0	0	0	
Oct 13	vs. Jacksonville*	INACTIVE									
Oct 20	at Indianapolis	P	0	1	1	0-0	0-0	0	0	0	
Oct 27	vs. Washington*	P	3	0	3	0-0	0-0	0	0	0	
Nov 10	at San Diego*	P	1	0	1	0-0	0-0	0	0	0	
Nov 17	vs. Kansas City*	P	0	0	0	0-0	0-0	0	0	0	
Nov 24	at New England	P	0	1	1	0-0	0-0	0	0	0	
Dec 1	at Kansas City*	P	1	0	1	0-0	0-0	0	0	0	
Dec 8	vs. Tennessee*	P	1	0	1	0-0	0-0	0	0	0	
Dec 12	vs. San Diego	P	1	2	3	0-0	0-0	0	0	0	
Dec 22	at Houston*	P	3	0	3	1-6	0-0	0	1	0	
Dec 29	at Oakland*	P	1	0	1	0-0	0-0	0	0	0	
Regular Season Totals		15/3	23	6	29	5.5-34.5	0-0	0	1	0	
Jan 12	vs. San Diego†*	P	1	1	2	0-0	0-0	0	0	0	
Jan 19	vs. New England#**	P	1	0	1	1-11	0-0	0	0	0	
Feb 2	vs. Seattle\$	P	1	0	1	0-0	0-0	0	0	0	
Postseason Totals		3/0	3	1	4	1-11	0-0	0	0	0	

†AFC Divisional Playoff Game; #AFC Championship Game; \$Super Bowl XLVIII



CHAMP BAILEY

24

CORNERBACK

6-0 • 192 • 15TH YR. • GEORGIA

BORN: June 22, 1978, in Fort Campbell, Ky.

HIGH SCHOOL: Charlton County High School, Folkston, Ga.

ACQUIRED: Trade (Washington), 2004

NFL YEAR: 15th • YEAR WITH BRONCOS: 10th

NFL GAMES PLAYED/STARTED: 215/212 • POSTSEASON GP/GS: 11/10



BAILEY AT A GLANCE:

- A 15th-year veteran and 10-year Bronco whose 12 career Pro Bowl selections are the most by a defensive back in NFL history and are tied with teammate Peyton Manning for the most among active players.
- Named to the NFL's All-Decade Team for the 2000s as chosen by the Pro Football Hall of Fame Selection Committee.
- Earned Associated Press All-Pro and Pro Bowl honors during each of his first four seasons in Denver from 2004-07 after spending five years with Washington to begin his NFL career.
- Tied for second in franchise history in Pro Bowl selections (8) and is tied for fourth in club annals with 34 interceptions as a Bronco.
- Leads all NFL cornerbacks (3rd among all players) with 52 interceptions since his rookie year in 1999 while placing fifth in the league with 34 interceptions since joining the Broncos in 2004.
- Began his NFL career starting 99 consecutive regular-season games and has the most starts (212) among league cornerbacks since his rookie year in 1999.
- Penalized for pass interference only three times during the last seven years (2006-12) in the 504 times he was targeted (0.6%) according to Stats Inc.
- Recorded 18 interceptions with Denver from 2005-06, marking the most by an NFL player in a two-year stretch since Everson Walls had 18 interceptions for Dallas from 1981-82.
- Tied for the NFL lead in 2006 with a career-best 10 interceptions, which marked the second-highest single-season total in Denver history and propelled him to a second-place finish in the Associated Press' NFL Defensive Player of the Year voting.
- Turned in one of the most dramatic plays in NFL postseason annals when he returned an interception 100 yards in an AFC Divisional Playoff Game against New England (1/14/06), marking the longest non-scoring interception return in league playoff history.
- Became the youngest player in NFL history to post three interceptions in a game as a rookie with the Redskins (at Arizona, 10/17/99).
- Won the 1998 Bronko Nagurski Award at the University of Georgia as the nation's top defensive player while also earning consensus All-America honors that year.
- Joined the Broncos on March 4, 2004, in a trade with Washington that brought Bailey and a second-round draft choice (RB Tatum Bell) to Denver in exchange for running back Clinton Portis.
- Selected by Washington in the first round (7th overall) of the 1999 NFL Draft.

24's TROPHY CASE

All-Decade Team 2000s
 Pro Bowl Selections (12) 2000-07, '09-12
 All-Pro (First Team) (3) 2004-06
 All-Pro (Second Team) (2) ... 2007, '12

CAREER TRANSACTIONS: Signed by Washington as a draft choice 7/29/99; Traded to Denver 3/4/04; Signed by Denver 3/22/04.



BAILEY A REGULAR IN THE PRO BOWL

MOST PRO BOWL SELECTIONS AT CB, NFL HISTORY

Player	Team	No.
1. Champ Bailey	Den./Was.	12
2. Mike Haynes	LAA/N.E.	9
3. Lemar Parrish	Buf./Was./Cin.	8
Deion Sanders	Bal./Was./Dal./S.F./Atl.	8

MOST PRO BOWL SELECTIONS, BRONCOS HISTORY

Player	Pos.	No.
1. John Elway	QB	9
2. Champ Bailey	CB	8
Steve Atwater	S	8
Shannon Sharpe	TE	7
Randy Gradishar	LB	7

BAILEY MAKING AN IMPACT

MOST INTERCEPTIONS BY A BRONCO, CAREER

Player	INTs	Yds.	Avg.	TDs
1. Steve Foley, 1976-86	44	622	14.1	1
2. Goose Gonsoulin, 1960-66	43	542	12.6	2
3. Billy Thompson, 1969-81	40	784	19.6	3
4. Tyrone Braxton, 1987-93, '95-99	34	614	18.1	4
Champ Bailey, 2004-Pres.	34	340	10.0	3
5. Mike Harden, 1980-88	33	643	19.5	4

MOST INTERCEPTIONS BY A BRONCO, SEASON

Player	INTs	Yds.	Avg.	TDs
1. Goose Gonsoulin, 1960	11	98	8.9	0
2. Champ Bailey, 2006	10	162	16.2	1
3. Deltha O'Neal, 2001	9	115	12.8	0
Tyrone Braxton, 1996	9	128	14.2	1
Willie Brown, 1964	9	140	15.6	0
6. Champ Bailey, 2005	8	139	17.4	2

2013: Bailey played five regular-season games (3 starts) in a season in which he battled a foot injury that he suffered in the preseason throughout the year... Made 14 tackles with three pass breakups... Missed the team's first five games with a foot injury... Returned to the field with a game-high three pass breakups and tied for third on the team with six tackles vs. Jac. (10/13)... Tied for the team lead with four tackles (all solo) in Denver's divisional-round win vs. S.D. (1/12)... Played all three postseason contests (2 starts).

2012: Bailey played all 16 games for the ninth time in his career and was named a starter for his 12th Pro Bowl—a record for selections by a defensive back... Earned second-team All-Pro accolades from the Associated Press and was named to the USA Football All-Fundamentals Team... Ranked fifth on the team with 66 tackles (61 solo) to go along with two interceptions (18 yds.) and nine passes defended... Did not start a game for the first time in his career as Denver's defense opened in a goal-line package at Atl. (9/17)... Intercepted quarterback Andy Dalton's pass, setting up a Broncos touchdown that gave Denver a 31-20 lead late in the fourth quarter at Cin. (11/4)... Led the team with six tackles and broke up quarterback Joe Flacco's third-down pass in the third quarter at Bal. (12/16)... Started Denver's AFC Divisional Playoff Game vs. Bal. (1/12) and made two tackles to go with one pass breakup.

2011: Bailey started all 13 games he played in the regular season and was selected to his 11th career Pro Bowl after totaling 39 tackles (35 solo), two interceptions (0 yds.), 10 passes defended and one forced fumble... Started both of Denver's postseason games and recorded five tackles (3 solo) to go along with three passes defended... Registered his fifth career multi-interception game at Oak. (11/6), picking off Raiders quarterback Carson Palmer twice in Denver's 38-24 win... Tied his postseason career high with three passes defended in Denver's AFC Wild Card Game vs. Pit. (1/8).

2010: Bailey was selected to his 10th career Pro Bowl—a record for NFL cornerbacks—after playing 15 games (15 starts) and totaling 45 tackles (41 solo), one sack (9 yds.), two interceptions (0 yds.) and 13 passes defended... Named a defensive captain prior to the season... Earned a spot on the USA Football/NFLPA All-Fundamentals Team for his skill in playing the ball... Held Pro Bowl wide receiver Dwayne Bowe to zero catches and drew an offensive pass interference penalty in three targets at K.C. (12/5).

2009: Bailey, who was voted a team captain by his teammates and selected to his ninth Pro Bowl at cornerback (tied for most in NFL history), started all 16 games and finished fourth on the Broncos with 72 tackles (62 solo) while adding three interceptions (18 yds.), 15 pass breakups and one forced fumble... Earned his second consecutive Walter Payton NFL Man of the Year nomination by his team... Was the most targeted (98) defensive player in the league to not allow a touchdown... Moved into seventh in Broncos history with 28 interceptions... Helped Denver's pass defense rank third in the NFL, allowing only 186.3 passing yards per game... Named AFC Defensive Player of the Week after posting eight tackles, one interception and four pass breakups vs. Dal. (10/4).

2008: Bailey had 56 tackles (45 solo), one interception (0 yds.), four pass breakups, a team-high three forced fumbles and one sack (5 yds.) in nine games (9 starts) for Denver... Nominated as the Broncos' Walter Payton NFL Man of the Year... Injured his groin in the first half on *Monday Night Football* at N.E. (10/20) and was inactive for seven consecutive games before playing in the final two... Started alongside his brother, linebacker Boss Bailey, vs. S.D. (9/14) for the first time since his final season at Georgia in 1998... Added his second career sack—first since his rookie season in 1999—vs. Buf. (12/21).

BAILEY'S INTs BY QUARTERBACK

**denotes win (Bailey's teams are 34-14, including postseason, in games in which he records an interception.)*

QB	INTs	Dates
Carson Palmer	5	1 at Cin., 10/25/04, 1 vs. Cin., 12/24/06* 2 at Oak., 11/6/11*, 1 at Oak., 12/6/12*
Jake Plummer	5	2 at Ari. 10/17/99*, 1 vs. Ari., 12/12/99* 1 vs. Ari. 12/24/00*, 1 vs. Ari., 9/8/02*
Trent Green	3	1 at Stl., 11/20/00*, 1 vs. K.C., 9/12/04*, 1 at K.C., 12/4/05
Matt Hasselbeck	3	1 vs. Sea., 11/4/01*, 1 vs. Sea., 12/3/06, 1 vs. Sea., 9/19/10*
Charlie Batch	2	at Det., 9/10/00
Tom Brady	2	1 vs. N.E., 9/28/03*, 1 vs. N.E., 1/14/06* (AFC Divisional)
Aaron Brooks	2	1 at N.O., 12/30/01*, 1 at N.O., 11/21/04*
Kerry Collins	2	1 at NYG, 12/7/03*, 1 at Oak., 11/13/05*
Brodie Croyle	2	1 at K.C., 11/11/07*, 1 vs. K.C., 12/9/07*
Gus Frerotte	2	1 vs. Det., 1/8/00* (NFC Wild Card), 1 at Mia., 9/11/05
Charlie Frye	2	1 at Cle., 10/22/06*, 1 vs. Oak., 12/20/09
Matt Leinart	2	at Ari., 12/17/06*
Donovan McNabb	2	1 vs. Phi., 11/26/00, 1 at Phi., 12/27/09
Steve McNair	2	1 at Ten., 10/6/02*, 1 vs. Bal., 10/9/06*
Philip Rivers	2	vs. S.D., 9/14/08*, 1 at S.D., 11/22/10
Ben Roethlisberger	2	at Pit., 11/5/06*
Troy Aikman	1	vs. Dal., 9/12/99
Drew Bledsoe	1	at Dal., 11/24/05*
Kyle Boller	1	vs. Bal., 12/11/05*
Drew Brees	1	vs. S.D., 9/18/05*
Dave Brown	1	vs. Ari., 10/17/99*
Andy Dalton	1	at Cin., 11/4/12*
Doug Flutie	1	at S.D., 9/9/01
Jeff Garcia	1	at S.F., 9/22/02
Eli Manning	1	at NYG, 10/23/05
Josh McCown	1	vs. Oak., 9/16/07*
Tony Romo	1	vs. Dal., 10/4/09*
Alex Smith	1	vs. S.F., 12/31/06
Vinny Testaverde	1	vs. NYJ, 11/20/05*
Andrew Walter	1	vs. Oak., 10/15/06*

BAILEY AMONG NFL LEADERS IN INTERCEPTIONS

MOST INTERCEPTIONS, NFL, 1999-2012

Player	Team	INTs
1. Darren Sharper	N.O./Min./G.B.	61
Ed Reed	Baltimore	61
3. Champ Bailey	Den./Was.	52
4. Charles Woodson	G.B./Oak.	50
Asante Samuel	Atl./Phi./N.E.	50

MOST STARTS BY A CORNERBACK, NFL, 1999-2012

Player	Team	No.
1. Champ Bailey	Den./Was.	209
Ronde Barber	T.B.	209
3. Charles Woodson	G.B./Oak.	181
4. Antoine Winfield	Min./Buf.	173
5. Nate Clements	Cin./S.F./Buf.	161

2007: Bailey earned his eighth consecutive Pro Bowl selection along with second-team Associated Press All-Pro honors with Denver, starting all 15 games played and tying for third on the club (first among defensive backs) with 81 tackles (68 solo)... Added three interceptions (3 yds.) and 14 pass breakups in addition to five special-teams stops... Called for just one penalty (5 yds.) on the season.

2006: Bailey started all 16 games for Denver and posted career bests in tackles (98), interceptions (10) and pass breakups (30)... Earned consensus first-team Associated Press All-Pro honors for the third consecutive season and was chosen to play in the Pro Bowl for the seventh year in a row... Placed second in the AP's NFL Defensive Player of the Year voting... Led the NFL with 11 takeaways... His 10 interceptions marked the second-best single-season total in club annals and tied for the NFL lead... Earned the AFC's Defensive Player of the Month award for the second time in his career when he was recognized for his play in October when he posted three interceptions, 20 tackles (13 solo) and nine pass breakups that month.

2005: Bailey played 14 games (14 starts) and finished fourth on the Broncos with 72 tackles (62 solo) while leading the team with a career-high eight interceptions (139 yds.) and 28 pass breakups... Earned first-team Associated Press All-Pro and Pro Bowl honors, helping Denver win the AFC West and advance to the AFC Championship Game... Tied for fourth in the league with eight interceptions... Returned two of his interceptions for touchdowns to become the sixth player in team annals to return two interceptions for scores in a single season... Had at least one interception in a team-record five consecutive games midway through the year and forced two fumbles on the season... Totaled one interception in each of the Broncos' three November contests to earn AFC Defensive Player of the Month honors... In an AFC Divisional Playoff Game vs. N.E. (1/14), the Patriots were driving for a potential go-ahead score in the third quarter when Bailey intercepted Tom Brady's pass in the end zone and returned it 100 yards to the New England 1-yard line to set up a Denver touchdown... The play marked the longest return in team annals as well as the longest non-scoring and second-longest interception return in NFL postseason history... Hamstring injury forced him to miss the first two games of his NFL career (Games 4-5).

2004: Bailey started all 16 regular-season games with the Broncos after being acquired from Washington in a blockbuster offseason trade... Earned his fifth consecutive trip to the Pro Bowl and first Associated Press All-Pro nomination after a stellar campaign... Ranked fourth on the team and led all Denver cornerbacks in tackles with 84 (74 solo)... Tallied a team-high three interceptions (0 yds.) along with 13 pass breakups while appearing on offense in three games (one catch for 11 yds. vs. K.C. 9/12).

2003: Bailey earned his fourth consecutive trip to the Pro Bowl during his final season with Washington, starting all 16 games and finishing with 72 tackles (61 solo), two interceptions (2 yds.), two fumble recoveries and one forced fumble... Posted 17 pass breakups.

2002: Bailey registered 84 tackles (67 solo) and added three interceptions (2 yds.) as a 16-game starter for the Redskins... Earned his third consecutive Pro Bowl berth... Credited with 28 pass breakups on the year... Saw his first action on offense since 2000 vs. Phi. (9/16).

2001: Bailey started all 16 games at cornerback for Washington and received Pro Bowl honors for the second time in his career... Finished fifth on the Redskins in tackles (51) and tied for second in interceptions (3)... Credited with a team-high 18 pass breakups, one forced fumble and one fumble recovery.

2000: Bailey was voted a starting cornerback on the NFC Pro Bowl team and helped anchor the NFL's second-ranked pass defense, totaling team highs in interceptions (5-48 yds.) and pass breakups (14)... Totaled 66 tackles (52 solo) while starting all 16 games for Washington... Was used on offense, catching three passes for 78 yards (26.0 avg.), including a long of 42, and rushing for one touchdown... Named The Quarterback Club Redskins Player of the Year... Started at cornerback and wide receiver vs. Bal. (10/15).

1999: Selected by Washington in the first round (7th overall) of the 1999 NFL Draft, Bailey started all 16 games

BAILEY NEARLY CAPTURES DEFENSIVE PLAYER OF THE YEAR IN 2006

2006 NFL DEFENSIVE PLAYER OF THE YEAR VOTING (ASSOCIATED PRESS)

Player	Position	Team	Votes
1. Jason Taylor	Defensive End	Miami	22
2. Champ Bailey	Cornerback	Denver	16
3. Shawne Merriman	Linebacker	San Diego	6
4. Brian Urlacher	Linebacker	Chicago	4
5. Ray Lewis	Linebacker	Baltimore	1
Trevor Pryce	Defensive End	Baltimore	1

at cornerback and finished second on the Redskins in interceptions (5-55 yds.) while posting 83 tackles (64 solo), 19 pass breakups and one sack (12 yds.)... Made 54 blocks and 14 tackles (10 solo) on special teams... Honored by the NFL as its October Defensive Rookie of the Month... Picked off a Troy Aikman pass for his first career interception vs. Dal. (9/12)... Was named NFC Defensive Player of the Week after intercepting three passes at Ari. (10/17) to become the youngest player in NFL history to perform such a feat.

COLLEGE: Bailey was regarded as one of college football's greatest multiple threats (offense, defense and special teams) in 33 career games (24 starts) at the University of Georgia... Averaged 103.5 all-purpose yards per game and logged 957 plays (547 defense, 301 offense and 109 special teams) on his way to earning consensus All-America and first-team All-Southeastern Conference honors and claiming the Bronko Nagurski Award as the nation's top defensive player during his junior season... Had 52 tackles (four for losses), three interceptions, seven pass breakups, 47 receptions for 744 yards (15.8 avg.), five touchdowns, 16 carries for 84 yards, 12 kickoff returns for 261 yards and four punt returns for 49 yards as a junior.

PERSONAL: Bailey attended Charlton County High School in Folkston, Ga., where he was a Class-A all-state selection in football while earning *USA Today* honorable mention All-America honors and second-team all-south accolades... Voted MVP in each of his final three seasons... Rushed for 1,858 yards with 28 touchdowns, threw for 277 yards, averaged 33.3 yards on punts and totaled 37 tackles along with two interceptions as a senior... Rushed for 3,573 yards with 58 touchdowns, passed for 1,211 yards with 10 scores, gained 5,855 total yards and scored 394 points during his prep career... Also posted 80 tackles, eight interceptions and four fumble recoveries... Was an honorable mention all-state selection in basketball and the state high jump champion as a junior... Set a school indoor long jump record of 25-10 3/4 feet to finish third at the SEC Indoor Track and Field Championships as a junior at Georgia in 1998... Younger brother, Boss, was an All-SEC linebacker at Georgia and was selected by the Detroit Lions in the second round of the 2003 NFL Draft... Boss signed with Denver as an unrestricted free agent in 2008... Although his given first name is Roland, Bailey was nicknamed "Champ" by his mother... First back-to-back winner of the Colorado Sports Hall of Fame's Pro Athlete of the Year award (2005-06) and became one of four athletes in the state's history who have won the award multiple times... Named the Denver Athletic Club's Athlete of the Year for 2010... Participated in a U.S. Air Force Thunderbirds ride along in 2012 and visited the Middle East as part of an NFL USO Tour in March 2013... Roland "Champ" Bailey was born on June 22, 1978, in Fort Campbell, Ky., and was raised in Folkston, Ga.

BAILEY'S REGULAR SEASON RECORD

Year	Club	G	S	UT	A	TT	S-Yds.	I-Yds.	PD	FF	FR	TD-Int.	TD-FR	S	Pts.
1999	Washington	16	16	64	19	83	1-12	5-55	19	0	0	1	0	0	6
2000	Washington	16	16	52	14	66	0-0	5-48	14	0	1	0	0	0	0
2001	Washington	16	16	49	2	51	0-0	3-17	18	1	1	0	0	0	0
2002	Washington	16	16	67	17	84	0-0	3-2	28	0	0	0	0	0	0
2003	Washington	16	16	61	11	72	0-0	2-2	17	1	2	0	0	0	0
2004	Denver	16	16	74	10	84	0-0	3-0	13	0	0	0	0	0	0
2005	Denver	14	14	62	10	72	0-0	8-139	28	2	0	2	0	0	12
2006	Denver	16	16	84	14	98	0-0	10-162	30	0	1	1	0	0	6
2007	Denver	15	15	68	13	81	0-0	3-3	14	0	0	0	0	0	0
2008	Denver	9	9	45	11	56	1-5	1-0	4	3	0	0	0	0	0
2009	Denver	16	16	62	10	72	0-0	3-18	15	1	0	0	0	0	0
2010	Denver	15	15	41	4	45	1-9	2-0	13	0	0	0	0	0	0
2011	Denver	13	13	35	4	39	0-0	2-0	10	1	0	0	0	0	0
2012	Denver	16	15	61	5	66	0-0	2-18	9	0	0	0	0	0	0
2013	Denver	5	3	12	2	14	0-0	0-0	3	0	0	0	0	0	0
CAREER TOTALS		215	212	837	146	983	3-26	52-464	235	9	5	4	0	0	24
BRONCOS TOTALS		135	132	544	83	627	2-14	34-340	139	7	1	3	0	0	18

ADDITIONAL STATISTICS: Special teams tackles — 1999 (12), 2000 (4), 2003 (1), 2007 (5), 2008 (3), 2009 (2), TOTAL (27). Miscellaneous tackles — 2000 (1), TOTAL (1). Punt returns — 2000 (1 for 65 yds., includes a 54-yd. handoff, 1 FC), 2002 (24 for 238 yds., 9.9 avg., 4 FC, 39 LG), TOTAL (25 for 303 yds., 12.1 avg., 5 FC, 54 LG). Kick returns — 2002 (1 for 17 yds.), TOTAL (1 for 17 yds.). Receptions — 2000 (3 for 78 yds., 26.0 avg., 42 LG), 2004 (1 for 11 yds.), TOTAL (4 for 89 yds., 22.3 avg., 42 LG). Rushes — 2000 (1 for 7 yds., TD), 2002 (1 for 4 yds.), TOTAL (2 for 11 yds., 5.5 avg., 7 LG, TD).

BAILEY'S POSTSEASON RECORD

Year	Club	G	S	UT	A	TT	S-Yds.	I-Yds.	PD	FF	FR	TD-Int.	TD-FR	S	Pts.
1999	Washington	2	2	4	0	4	0-0	1-5	2	0	0	0	0	0	0
2004	Denver	1	1	7	0	7	0-0	0-0	0	0	0	0	0	0	0
2005	Denver	2	2	3	2	5	0-0	1-100	4	0	0	0	0	0	0
2011	Denver	2	2	3	2	5	0-0	0-0	3	0	0	0	0	0	0
2012	Denver	1	1	2	0	2	0-0	0-0	1	0	0	0	0	0	0
2013	Denver	3	2	11	0	11	0-0	0-0	0	0	0	0	0	0	0
CAREER TOTALS		11	10	30	4	34	0-0	2-105	10	0	0	0	0	0	0
BRONCOS TOTALS		9	8	26	4	30	0-0	1-100	8	0	0	0	0	0	0

BAILEY'S SINGLE-GAME HIGHS

(Postseason in parentheses)

Tackles — 13 at New Orleans, 11/21/04 (7 at Indianapolis, 1/9/05). **Interceptions** — 3 at Arizona, 10/17/99 (1, twice, last vs. New England, 1/14/06). **Interception return yards** — 70 vs. San Francisco, 12/31/06 (100 vs. New England, 1/14/06). **Passes Defended** — 7 at N.Y. Giants, 11/17/02 (3, twice, last vs. Pittsburgh, 1/8/12). **Sacks** — 1, three times, last at Kansas City, 12/5/10 (none). **Sack yards** — 12 at Philadelphia, 11/14/99 (none). **Receptions** — 2 vs. Arizona, 12/24/00 (none). **Receiving yards** — 54 vs. Arizona, 12/24/00 (none). **Longest reception** — 42 vs. Arizona, 12/24/00 (none). **Receiving touchdowns** — None (none). **Rushes** — 1, twice, last vs. Philadelphia, 9/16/02 (none). **Rushing yards** — 7 vs. Arizona, 12/24/00 (none). **Longest rush** — 7 vs. Arizona, 12/24/00 (none). **Rushing touchdowns** — 1 vs. Arizona, 12/24/00 (none). **Punt returns** — 5, three times, last vs. Dallas, 12/29/02 (none). **Punt return yards** — 69 at Dallas, 11/28/02 (none). **Longest punt return** — 54-yd. handoff vs. Dallas, 9/18/00 (none). **Punt return touchdowns** — None (none). **Kick returns** — 1 vs. Dallas, 12/29/02 (none). **Kick return yards** — 17 vs. Dallas, 12/29/02 (none). **Longest kick return** — 17 vs. Dallas, 12/29/02 (none). **Kick return touchdowns** — None (none).

BAILEY'S MULTIPLE-INTERCEPTION GAMES (5)

**denotes win (Bailey's teams are 4-1 when he records more than one interception in a game.)*

Date	Opponent	I-Yds.
10/17/99	at Arizona*	3-51
9/10/00	at Detroit	2-0
11/5/06	at Pittsburgh*	2-5
12/17/06	at Arizona*	2-3
11/6/11	at Oakland*	2-0

CHAMP BAILEY'S GAME-BY-GAME

(Victories asterisked)

2013 DENVER		TACKLES								
Date	Opponent	P/S	UT	A	TT	S-Yds.	I-Yds	PD	FF	FR
Sep 5	vs. Baltimore*				INACTIVE					
Sep 15	at N.Y. Giants*				INACTIVE					
Sep 23	vs. Oakland*				INACTIVE					
Sep 29	vs. Philadelphia*				INACTIVE					
Oct 6	at Dallas*				INACTIVE					
Oct 13	vs. Jacksonville*	S	5	1	6	0-0	0-0	3	0	0
Oct 20	at Indianapolis	S	1	1	2	0-0	0-0	0	0	0
Oct 27	vs. Washington*				INACTIVE					
Nov 10	at San Diego*				INACTIVE					
Nov 17	vs. Kansas City*				INACTIVE					
Nov 24	at New England				INACTIVE					
Dec 1	at Kansas City*	S	4	0	4	0-0	0-0	0	0	0
Dec 8	vs. Tennessee*				INACTIVE					
Dec 12	vs. San Diego*				INACTIVE					
Dec 22	at Houston*	P	1	0	1	0-0	0-0	0	0	0
Dec 29	at Oakland*	P	1	0	1	0-0	0-0	0	0	0
Regular Season Totals		5/3	12	2	14	0-0	0-0	3	0	0
Jan 12	vs. San Diego†*	P	4	0	4	0-0	0-0	0	0	0
Jan 19	vs. New England#*	S	3	0	3	0-0	0-0	0	0	0
Feb 2	vs. Seattle\$	S	4	0	4	0-0	0-0	0	0	0
Postseason Totals		3/2	11	0	11	0-0	0-0	0	0	0

†AFC Divisional Playoff Game; #AFC Championship Game; \$Super Bowl XLVIII

**MONTEE BALL****28****RUNNING BACK****5-10 • 215 • R • WISCONSIN****BORN:** Dec. 5, 1990, in Wentzville, Mo.**HIGH SCHOOL:** Timberland High School, Wentzville, Mo.**ACQUIRED:** Draft #2 (58th overall), 2013**NFL YEAR:** 1st • **YEAR WITH BRONCOS:** 1st**NFL GAMES PLAYED/STARTED:** 16/0 • **POSTSEASON GP/GS:** 3/0**BALL AT A GLANCE:**

- A running back who started 32-of-49 games at the University of Wisconsin and totaled 5,140 rushing yards while setting the NCAA Football Bowl Subdivision career scoring record (500 pts.).
- Ranked second on the Broncos with 559 rushing yards on 120 carries (4.7 avg.) and four rushing touchdowns as a rookie in 2013.
- Finished his collegiate career as the NCAA FBS active leader in carries (924), rushing yards (5,140), rushing touchdowns (77) and total touchdowns (82).
- Named the 2012 Doak Walker Award winner after finishing sixth in the nation with 130.7 rushing yards per game and earned first-team All-America and All-Big Ten Conference recognition for the second consecutive season.
- Finished as a finalist for the Heisman Trophy in 2011 after leading the nation with 1,923 rushing yards and tying Barry Sanders' NCAA single-season record with 39 total touchdowns (33 rushing, 6 receiving).
- Burned his redshirt five games into his true freshman year in 2009 and contributed 391 rushing yards and four touchdowns in his first season with the Badgers before following it up with a 996-yard, 18-touchdown campaign as a sophomore.
- Set district records for career rushing yards (8,222) and touchdowns (107) at Wentzville (Mo.) High School, where he was a three-time team captain and Class 5A Player of the Year as a senior in 2008.
- Selected by the Broncos in the second round (58th overall) of the 2013 NFL Draft.

CAREER TRANSACTIONS: Signed by Denver as a draft choice 6/13/13.

2013: Ball played all 16 regular-season games and finished second on the team with 559 rushing yards on 120 carries (4.7 avg.) with four touchdowns as a rookie... Also caught 20 passes for 145 yards (7.3 avg.) and ranked fifth on the team with six special-teams tackles... Ran for 61 yards on 11 carries in Denver's Week 3 win vs. Oak. (9/23)... Made his first career special-teams tackle at Ind. (10/20)... Scored his first career touchdown on a 4-yard run vs. Was. (10/27)... Posted his first multiple-touchdown game with a pair of scoring runs and added a special-teams stop vs. K.C. (11/17)... Named a finalist for the Pepsi Next Rookie of the Week after registering his first career 100-yard game, finishing with 117 yards on 13 carries (9.0 avg.) at K.C. (12/1)... Ran for a 5-yard touchdown and finished with 77 yards on a career-high 15 carries vs. Ten. (12/8)... Led the team with two special-teams tackles and ran four times for 32 yards at Hou. (12/22)... Played all three postseason games, carrying 28 times for 96 yards (3.4 avg.).

2012: Ball was named the winner of the Doak Walker Award as the nation's best running back in addition to capturing consensus first-team All-America and unanimous first-team All-Big Ten Conference honors... Also earned recognition as the league's Ameche-Dayne Running Back of the Year after totaling 1,831 rushing yards with 22 touchdowns on 356 carries (5.1 avg.)... Ranked sixth in the nation with 130.7 rushing yards per game and added 10 receptions for 72 yards (7.2 avg.)... Named MVP of the Big Ten Championship Game after totaling 202 yards rushing and three touchdowns in Wisconsin's 70-31 win vs. Nebraska (12/1).

2011: Ball was a finalist for the Heisman Trophy after tying Barry Sanders' NCAA single-season record with 39 total touchdowns (33 rushing, 6 receiving) in addition to leading the nation with 1,923 rushing yards on 307 carries (6.3 avg.)... Scored at least two touchdowns in each of the first 13 games to represent an NCAA record... Averaged 164.0 all-purpose yards and totaled 15 touchdowns in five games against ranked opponents.

2010: Ball played 12 games, starting the Badgers' last four contests and rushing for 996 yards and 18 touchdowns on 163 carries (6.1 avg.) to garner honorable mention All-Big Ten honors.

2009: Ball burned his redshirt five games into his true freshman campaign and saw action in the season's final nine contests... Contributed 391 rushing yards and four touchdowns on 98 attempts (4.0 avg.).

HIGH SCHOOL: Ball attended Timberland High School in Wentzville, Mo., where he amassed 8,222 career rushing yards and 107 rushing touchdowns, capping his prep career by being voted Class 5A Player of the Year

as a senior by the Missouri Football Coaches Association... Earned first-team all-state, all-metro, all-district and all-conference recognition after rushing for 2,187 yards and 41 touchdowns on just 213 carries (10.3 avg.) during his final season at Timberland... Totaled 3,077 rushing yards during his junior campaign.

PERSONAL: Ball majored in sociology at Wisconsin... First name is pronounced mon-TAY... Montee Ball was born on Dec. 5, 1990, in Wentzville, Mo.

BALL'S COLLEGIATE RECORD — WISCONSIN

Year	School	G	S	RUSHING				RECEIVING				SCORING				
				No.	Yds.	Avg.	LG	TD	No.	Yds.	Avg.	LG	TD	TD	TDp	TDrt
2009	Wisconsin	9	0	98	391	4.0	35	4	9	92	10.2	30	0	4	4	0
2010	Wisconsin	12	4	163	996	6.1	44	18	16	128	8.0	14	0	18	18	0
2011	Wisconsin	14	14	307	1,923	6.3	54	33	24	306	12.8	63	6	39	33	6
2012	Wisconsin	14	14	356	1,830	5.1	67	22	10	72	7.2	16	0	22	22	0
CAREER TOTALS		49	32	924	5,140	5.6	67	77	59	598	10.1	63	6	83	77	6

ADDITIONAL STATISTICS: Passing — 2011 (2-of-2, 57 yds., 1 TD, 32 LG), TOTAL (2-of-2, 57 yds., 1 TD, 32 LG).

MONTEE BALL'S GAME-BY-GAME

(Victories asterisked)

2013 DENVER		P/S	RUSHING				RECEIVING				SCORING		
Date	Opponent		No.	Yds.	Avg.	LG	TD	No.	Yds.	Avg.	LG	TD	2pt.
Sep 5	vs. Baltimore*	P	8	24	3.0	9	0	0	0	0.0	—	0	0
Sep 15	at N.Y. Giants*	P	12	14	1.2	3	0	2	27	13.5	15	0	0
Sep 23	vs. Oakland*	P	11	61	5.5	12	0	0	0	0.0	—	0	0
Sep 29	vs. Philadelphia*	P	8	24	3.0	6	0	0	0	0.0	—	0	0
Oct 6	at Dallas*	P	1	1	1.0	1	0	0	0	0.0	—	0	0
Oct 13	vs. Jacksonville*	P	3	15	5.0	15	0	0	0	0.0	—	0	0
Oct 20	at Indianapolis	P	0	0	0.0	—	0	0	0	0.0	—	0	0
Oct 27	vs. Washington*	P	12	38	3.2	8	1	0	0	0.0	—	0	6
Nov 10	at San Diego*	P	5	20	4.0	12	0	0	0	0.0	—	0	0
Nov 17	vs. Kansas City*	P	8	25	3.1	8t	2	3	16	5.3	11	0	12
Nov 24	at New England	P	7	40	5.7	16	0	3	17	5.7	31	0	0
Dec 1	at Kansas City*	P	13	117	9.0	45	0	1	4	4.0	4	0	0
Dec 8	vs. Tennessee*	P	15	77	5.1	15	1	3	10	3.3	11	0	6
Dec 12	vs. San Diego	P	3	-1	-0.3	3	0	5	49	9.8	15	0	0
Dec 22	at Houston*	P	4	32	8.0	13	0	0	0	0.0	—	0	0
Dec 29	at Oakland*	P	10	72	7.2	21	0	3	22	7.3	10	0	0
Regular Season Totals			16/0	120	559	4.7	45	4	20	145	7.3	31	0
ADDITIONAL STATISTICS: Special-teams tackles — 6.													
Jan 12	vs. San Diego†*	P	10	52	5.2	9	0	0	0	0.0	—	0	0
Jan 19	vs. New England#*	P	12	43	3.6	9	0	3	13	4.3	12	0	0
Feb 2	vs. Seattle§	P	6	1	0.2	3	0	2	2	1.0	1	0	0
Postseason Totals			3/0	28	96	3.4	9	0	5	15	3.0	12	0

†AFC Divisional Playoff Game; #AFC Championship Game; §Super Bowl XLVIII



ZANE BEADLES

68

OFFENSIVE GUARD

6-4 • 305 • 4TH YR. • UTAH

BORN: Nov. 19, 1986, in Casper, Wyo.

HIGH SCHOOL: Hillcrest High School, Sandy, Utah

ACQUIRED: Draft #2 (45th overall), 2010

NFL YEAR: 4th • YEAR WITH BRONCOS: 4th

NFL GAMES PLAYED/STARTED: 64/62 • POSTSEASON GP/GS: 6/6



BEADLES AT A GLANCE:

- A fourth-year offensive guard who has started 62-of-64 games during his first four NFL seasons (54 at left guard and eight at right tackle).
- Earned his first career Pro Bowl selection in 2012 after allowing just one sack and finishing the season as the only Broncos player to participate in every offensive or defensive snap.
- Named the Broncos' Walter Payton Man of the Year nominee for his work in the community during the 2012 season.
- Opened all 16 games during the regular season and started both playoff contests for the Broncos in 2011, helping the league's top rushing offense (164.5 ypg.) set the franchise single-season rushing mark.
- Named to *The Sporting News'* All-Rookie Team in 2010 after opening eight contests at left guard and six contests at right tackle, becoming the first NFL rookie since Andre Gurode (Dal., 2002) to start at least six games at two of the three positions along the offensive line (C, G, T).
- Called for just four holding penalties during his first three NFL seasons.
- Played 51 games (50 starts) at the University of Utah, where he was a three-time All-Mountain West Conference selection and received several All-America honors as a senior.
- Named the 2009-10 Mountain West Conference Male Scholar-Athlete of the Year following his senior season and was a four-time Academic All-MWC honoree.
- Selected by the Broncos in the second round (45th overall) of the 2010 NFL Draft.

68's TROPHY CASE

Pro Bowl Selections (1) 2012

CAREER TRANSACTIONS: Signed by Denver as a draft choice 7/27/10.



2013: Beadles started all 16 regular-season games for the third-straight season... Was part of an offensive line unit that allowed the fewest sacks (20) in the NFL, as well as the most games allowing zero sacks (6)... Was a member of an offensive line group that was named a collective offensive player of the week by Sports Illustrated's Peter King for its performance in which it allowed zero sacks and zero quarterback hits against the NFL's top-ranked sack defense vs. K.C. (11/17)... Started all three postseason contests... Part of an offensive line that did not allow a sack in Denver's divisional-round win vs. S.D. (1/12)... Part of an offensive line that did not allow a sack or a QB hit in the AFC Championship Game vs. N.E. (1/19).

2012: Beadles started all 16 regular-season games at left guard for the second consecutive season and was selected to play in his first career Pro Bowl... Represented the only Bronco to play every offensive or defensive snap and allowed just one sack on the season... Named the Broncos' Walter Payton Man of the Year nominee for his efforts in the community... Was one of four starting guards to not allow a sack through the first 13 weeks of the season... Threw a key block down the field on wide receiver Demaryius Thomas' 71-yard touchdown catch-and-run vs. Pit. (9/9) that marked quarterback Peyton Manning's 400th career touchdown pass... Started at left

GREAT START TO BEADLES' CAREER

MOST STARTS AMONG OFFENSIVE LINEMEN WHO ENTERED THE NFL IN 2010, REGULAR SEASON (2010-12)

	Player	Team	Starts
1.	Anthony Davis	San Francisco	48
	Mike Lupati	San Francisco	48
3.	Zane Beadles	Denver	46

guard in Denver AFC Divisional Playoff Game vs. Bal. (1/12).

2011: Beadles started all 16 regular-season games and both playoff contests for Denver at left guard... Part of the only offensive line in the NFL to open every regular-season game with the same five individuals... Helped the Broncos finish first in the league in rushing with a team-record 164.5 yards per game on the ground.

2010: Selected by the Broncos in the second round (45th overall) of the 2010 NFL Draft, Beadles appeared in all 16 games (14 starts), opening six contests at right tackle before starting the final eight games at left guard... Became the first rookie since Andre Gurode (Dal., 2002) to start at least six games at two of the three positions along the offensive line (C, G, T)... Was one of six NFL rookie offensive linemen to start at least 14 games in 2010, earning him a spot on *The Sporting News*' All-Rookie Team... Called for just two penalties (15 yds.) during the season... Started at right tackle at Jac. (9/12) to become the first player in franchise history to start a season opener at that position in his rookie campaign.

COLLEGE: Beadles played 51 career games (50 starts) at the University of Utah, earning first-team All-Mountain West Conference accolades in his final two seasons... Recorded 313 career knockdown/key blocks to go along with 45 touchdown blocks while opening 38 contests at left tackle and 12 games at left guard... Received first-team All-America honors from the Football Writers Association and *College Football News* as a senior and was chosen as the 2009-10 MWC Male Scholar-Athlete of the Year... Voted a finalist for the Wuerffel Trophy (athletics, academics and community) and was a Lowe's Senior CLASS second-team All-American... Named Utah's Top Offensive Lineman as a junior with a career-best 109 knockdowns/key blocks in addition to 13 touchdown blocks.

PERSONAL: Beadles was a team-captain and three-year starter at Hillcrest High School in Sandy, Utah, where he did not miss a game during his career... Started along the offensive and defensive lines, recording 93 tackles, six sacks and one interception on defense and allowing zero sacks on offense as a senior to earn first-team all-state and all-region honors... Majored in mechanical engineering at Utah and earned a postgraduate scholarship from the NCAA for his classroom performance... Stepfather, Joe Legerski, is the women's basketball coach at the University of Wyoming... Zane Dae Beadles was born on Nov. 19, 1986, in Casper, Wyo.

BEADLES' REGULAR SEASON RECORD

Year	Club	G	S
2010	Denver	16	14
2011	Denver	16	16
2012	Denver	16	16
2013	Denver	16	16
CAREER TOTALS		64	62

ADDITIONAL STATISTICS: *Miscellaneous tackles* — 2012 (1), 2013 (1) **TOTAL** (2).

BEADLES' POSTSEASON RECORD

Year	Club	G	S
2011	Denver	2	2
2012	Denver	1	1
2013	Denver	3	3
CAREER TOTALS		6	6

ADDITIONAL STATISTICS: *Miscellaneous tackles* — 2012 (1), **TOTAL** (1).



OMAR BOLDEN

31

SAFETY



5-10 • 195 • 2ND YR. • ARIZONA STATE

BORN: Dec 20, 1988, in Ontario, Calif.

HIGH SCHOOL: Colony High School, Ontario, Calif.

ACQUIRED: Draft #4a (101st overall), 2012

NFL YEAR: 2nd • YEAR WITH BRONCOS: 2nd

NFL GAMES PLAYED/STARTED: 32/1 • POSTSEASON GP/GS: 4/0

BOLDEN AT A GLANCE:

- A second-year cornerback who has seen action in every game in his first two seasons.
- Totaled a team-high 14 kickoff returns for 270 yards (19.3 avg.) and ranked third on the club with nine special-teams stops in 2012.
- Started four years for Arizona State University and totaled 138 career tackles (112 solo), seven interceptions (114 yds.) and 21 pass breakups.
- Missed his senior season in 2011 after injuring his knee during spring practices but was still selected as a team captain for ASU.
- Voted one of four unanimous first-team All-Pac-10 Conference players following his red-shirt junior season in 2010 at cornerback in addition to receiving second-team all-conference recognition as a return specialist.
- Played 29 consecutive games to begin his collegiate career, including 23 starts during that period, before suffering a mid-season injury in 2009 and being granted a medical redshirt by the NCAA.
- Selected by the Broncos in the fourth round (101st overall) of the 2012 NFL Draft.

CAREER TRANSACTIONS: Signed by Denver as a draft choice 5/18/12.



2013: Bolden appeared in all 16 regular-season games for the second straight season... Totaled a career-best 11 tackles and added three special-teams stops... Made a special-teams tackle vs. K.C. (11/17)... Tackled Chiefs WR Dexter McCluster at the Chiefs 3-yard line for no gain on punt coverage at K.C. (12/1)... Made a career-high four tackles and returned a pair of kickoffs vs. Ten. (12/8)... Made his first career start vs. S.D. (12/12)... Posted a pair of defensive tackles to go with one special-teams stop at Oak. (12/29)... Appeared in all three postseason contests.

2012: Bolden was selected by the Broncos in the fourth round (101st overall) of the 2012 NFL Draft, Bolden played all 16 regular-season contests as well as Denver's playoff game during his rookie year and ranked third on the club with nine special-teams stops to go along with four defensive tackles and a pass breakup... Returned a team-high 14 kickoffs for 270 yards (19.3 avg.).

COLLEGE: Bolden was a four-year starter at Arizona State University, where he totaled 138 tackles (112 solo), seven interceptions (114 yds.) and 21 pass breakups during his collegiate career... Missed his 2011 senior campaign after duffering a knee injury during spring practices... Selected as one of four unanimous first-team All-Pac 10 Conference performers as a cornerback in 2010 in addition to receiving second-team all-conference accolades as a return specialist... Saw action in 29 straight games to begin his career with the Sun Devils before an injury midway through the 2009 season that led to a medical redshirt.

PERSONAL: Bolden attended Colony High School in Ontario, Calif., where he played running back and cornerback... Named the CIF Central Division Most Valuable Player and the Inland Valley Player of the Year following his senior campaign in which he led Colony to its first CIF title by winning the league rushing crown (2,003 yards and 26 touchdowns)... Totaled 80 tackles and one interception on defense during his final prep season... Graduated from ASU in the spring of 2011 with a degree in interdisciplinary studies (justice studies/sociology)... Created a website (www.omarbolden.com/positive-living) and designs elastic bracelets to promote the benefits of optimistic thinking through "Positive Living"... Omar Bolden was born on Dec. 20, 1988, in Ontario, Calif.

BOLDEN'S REGULAR SEASON RECORD

Year	Club	G	S	UT	A	TT	S-Yds.	I-Yds.	PD	FF	FR	TD-Int.	TD-FR	S	Pts.
2012	Denver	16	0	4	0	4	0-0	0-0	1	0	0	0	0	0	0
2013	Denver	16	1	8	3	11	0-0	0-0	0	0	0	0	0	0	0
CAREER TOTALS		32	1	12	3	15	0-0	0-0	1	0	0	0	0	0	0

ADDITIONAL STATISTICS: Special teams tackles — 2012 (9), 2013 (3) TOTAL (12). Kickoff returns — 16 for 314 (19.6 avg.), 33 LG.

BOLDEN'S POSTSEASON RECORD

Year	Club	G	S	UT	A	TT	S-Yds.	I-Yds.	PD	FF	FR	TD-Int.	TD-FR	S	Pts.
2012	Denver	1	0	0	0	0	0-0	0-0	0	0	0	0	0	0	0
2013	Denver	3	0	0	0	0	0-0	0-0	0	0	0	0	0	0	0
CAREER TOTALS		4	0	0	0	0	0-0	0-0	0	0	0	0	0	0	0

ADDITIONAL STATISTICS: Special teams tackles — 2012 (1), TOTAL (1).

BOLDEN'S SINGLE-GAME HIGHS

(Postseason in parentheses)

Tackles — 4 vs. Tennessee, 12/8/13 (none). **Interceptions** — None (none). **Interception return yards** — None (none). **Kick returns** — 4 at San Diego, 10/15/12 (none). **Kick return yards** — 68 at San Diego, 10/15/12 (none). **Longest kick return** — 33 at New England, 10/7/12 (none). **Kick return touchdowns** — None (none).

OMAR BOLDEN'S GAME-BY-GAME

(Victories asterisked)

2013 DENVER		TACKLES									
Date	Opponent	P/S	UT	A	TT	S-Yds.	I-Yds.	PBU	FF	FR	
Sep 5	vs. Baltimore*	P	0	0	0	0-0	0-0	0	0	0	
Sep 15	at N.Y. Giants*	P	0	0	0	0-0	0-0	0	0	0	
Sep 23	vs. Oakland*	P	0	0	0	0-0	0-0	0	0	0	
Sep 29	vs. Philadelphia*	P	0	0	0	0-0	0-0	0	0	0	
Oct 6	at Dallas*	P	2	0	2	0-0	0-0	0	0	0	
Oct 13	vs. Jacksonville*	P	0	0	0	0-0	0-0	0	0	0	
Oct 20	at Indianapolis	P	0	0	0	0-0	0-0	0	0	0	
Oct 27	vs. Washington*	P	0	0	0	0-0	0-0	0	0	0	
Nov 10	at San Diego*	P	0	0	0	0-0	0-0	0	0	0	
Nov 17	vs. Kansas City*	P	0	0	0	0-0	0-0	0	0	0	
Nov 24	at New England	P	0	0	0	0-0	0-0	0	0	0	
Dec 1	at Kansas City*	P	0	0	0	0-0	0-0	0	0	0	
Dec 8	vs. Tennessee*	P	3	1	4	0-0	0-0	0	0	0	
Dec 12	vs. San Diego	P	1	2	3	0-0	0-0	0	0	0	
Dec 22	at Houston*	P	0	0	0	0-0	0-0	0	0	0	
Dec 29	at Oakland*	P	2	0	2	0-0	0-0	0	0	0	
Regular Season Totals		16/0	8	3	11	0-0	0-0	0	0	0	
Jan 12	vs. San Diego†*	P	0	0	0	0-0	0-0	0	0	0	
Jan 19	vs. New England#*	P	0	0	0	0-0	0-0	0	0	0	
Feb 2	vs. Seattle\$	P	0	0	0	0-0	0-0	0	0	0	

ADDITIONAL STATISTICS: Special teams tackles — 3. Kickoff returns — 2 for 44 yards, 22.0 avg., 25 LG.

Postseason Totals **3/0** **0** **0** **0** **0-0** **0-0** **0** **0** **0**

†AFC Divisional Playoff Game; #AFC Championship Game; \$Super Bowl XLVIII



AARON BREWER

46

LONG SNAPPER

6-5 • 230 • 2ND YR. • SAN DIEGO STATE

BORN: July. 25, 1990, in Fullerton, Calif.

HIGH SCHOOL: Troy High School, Fullerton, Calif.

ACQUIRED: College Free Agent, 2012

NFL YEAR: 2nd • YEAR WITH BRONCOS: 2nd

NFL GAMES PLAYED/STARTED: 32/0 • POSTSEASON GP/GS: 4/0



BREWER AT A GLANCE:

- A second-year long snapper who has seen action in every possible game during his professional and collegiate career.
- Earned Denver's long-snapper job during training camp of his rookie campaign in 2012 and made two special-teams stops for the Broncos during the regular season.
- Totaled 15 special-teams tackles for San Diego State University, where he was a four-time All-Mountain West Conference selection during his four seasons with the Aztecs.
- Entered the NFL with Denver as a college free agent on May 3, 2012.

CAREER TRANSACTIONS: Signed by Denver as a college free agent 5/3/12.



2013: Brewer played all 16 regular-season games for the second year in a row and made a pair of special-teams tackles... Posted a special-teams tackle in Denver's season-opening win vs. Bal. (9/5)... Made a special-teams stop vs. Phi. (9/29)... Snapped for Matt Prater's NFL-record 64-yard field goal vs. Ten. (12/8)... Played all three postseason games.

2012: Brewer, who entered the NFL with the Broncos as a college free agent on May 3, earned Denver's long-snapper job during training camp and played every game for Denver in 2012... Posted two special-teams stops during the regular season.

COLLEGE: Brewer appeared in all 50 possible games for San Diego State University, where he was a four-time All-Mountain West Conference selection... Posted 15 career special-teams tackles, including six stops (five solo) as a senior in 2011... Was part of an Aztec special-teams unit that converted 160-of-170 PATs and 41-of-66 field-goal attempts... Contributed to a punting team that made 250 punts for 10,599 yds. (42.4 avg.).

PERSONAL: Brewer attended Troy High School in Fullerton, Calif., where he was an all-conference linebacker in addition to his long-snapping duties... Rated as the No. 3 long snapper in the country by chrissailerkicking.com following his senior season... Majored in finance at San Diego State... Aaron Brewer was born on July 5, 1989.

BREWER'S REGULAR SEASON RECORD

Year	Club	G	S
2012	Denver	16	0
2013	Denver	16	0
CAREER TOTALS		32	0

ADDITIONAL STATISTICS: Special teams tackles — 2012 (2), 2013 (2), TOTAL (4).

BREWER'S POSTSEASON RECORD

Year	Club	G	S
2012	Denver	1	0
2013	Denver	3	0
CAREER TOTALS		4	0

**DAVID BRUTON****30****SAFETY****6-2 • 217 • 5TH YR. • NOTRE DAME****BORN:** July 23, 1987, in Winchester, Ky.**HIGH SCHOOL:** Miamisburg (Ohio) High School**ACQUIRED:** Draft #4a (114th overall), 2009**NFL YEAR:** 5th • **YEAR WITH BRONCOS:** 5th**NFL GAMES PLAYED/STARTED:** 77/4 • **POSTSEASON GP/GS:** 6/2**BRUTON AT A GLANCE:**

- A fifth-year safety who played 77-of-80 possible regular-season games during his first five NFL campaigns, and has made 39 special-teams tackles during that span.
- Voted a season captain for the first time of his career in 2013, and tied for second on the team with seven special-teams tackles.
- Appeared in all 16 regular-season games in 2012, leading the Broncos in special-teams plays (376) and being named a third alternate for the AFC Pro Bowl squad as a special-teamer.
- Played 15 regular-season games (1 start) in 2011, ranking third on the team with eight special-teams tackles, before opening both playoff games at free safety and tying for the club lead with 15 defensive stops.
- Saw action in all 16 games (2 starts) for Denver in 2010, recording 14 tackles (12 solo) and a pass breakup on defense along with a career-high 12 tackles and two fumble recoveries on special teams.
- Started during his final two years at the University of Notre Dame, leading the Fighting Irish with 182 tackles and seven interceptions during that stretch.
- Posted 97 tackles (61 solo) as a senior at Notre Dame that marked the third-highest single-season total by a defensive back in school history to earn honorable mention All-America recognition from *The NFL Draft Report*.
- Established himself as one of the top special-teams gunners in the country while appearing in 596 career special-teams plays at Notre Dame.
- Selected by the Broncos in the fourth round (114th overall) of the 2009 NFL Draft.

CAREER TRANSACTIONS: Signed by Denver as a draft choice 7/27/09.

2013: Bruton, who was elected as a team captain prior to the season by his teammates, played all 16 regular-season games for the second consecutive season... Made a career-high 16 defensive tackles and tied for second on the team with seven special-teams stops. Blocked a punt that led to a Broncos' touchdown two plays later and added a quarterback hit vs. Bal. (9/5)... Tied for the team lead with a career-best three special-teams stops at NYG (9/15)... Accounted for the game's second-longest play with a 35-yard run on a fake punt vs. Jac. (10/13)... Led the team with two special-teams tackles vs. K.C. (11/17)... Tied for the team lead with five tackles at Oak. (12/29)... Played all three playoff games.

2012: Bruton played all 16 games for the second time in his career and was named a third alternate to the AFC Pro Bowl squad as a special-teamer... Contributed two solo tackles and one interception (-2 yds.) on defense in addition to three special-teams stops... Deflected a Shane Lechler punt in the third quarter vs. Oak. (9/30) to give Denver possession inside the red zone... Recovered an onside kick to seal the victory for Denver at Cin. (11/4)... Made his first career interception, picking off former Notre Dame and Broncos teammate Brady Quinn to close Denver's win at K.C. (11/25).

2011: Bruton played 15 games (1 start) in the regular season and totaled 13 solo tackles on defense in addition to eight special-teams stops which ranked third on the club... Opened both of Denver's playoff games, tying for the team lead with 15 defensive tackles (11 solo) and adding a pass defended.

2010: Bruton played all 16 games (2 starts) and totaled 14 tackles (12 solo) and one pass defended on defense... Finished second on the club with 12 special-teams stops and recovered two fumbles on special-teams units... Deflected a punt and recorded a season-high two special-teams stops vs. Stl. (11/28)... Started Games 12-13 in place of injured safety Brian Dawkins.

2009: Selected by the Broncos in the fourth round (114th overall) of the 2009 NFL Draft, Bruton appeared in 14 games (1 start) for the club as a rookie and posted five tackles (4 solo) along with one pass breakup... Tied for fourth on the Broncos with nine special-teams tackles... Notched two special-teams stops at S.D. (10/19), at Bal. (11/1) and vs. NYG (11/26)... Made his first career start vs. Oak. (12/20), replacing Renaldo Hill, and finished the

game with five tackles (4 solo) and one pass breakup.

COLLEGE: Bruton totaled 214 tackles (138 solo), one sack (10 yds.), seven interceptions (77 yds.), 16 pass breakups, three forced fumbles and three fumble recoveries in 48 games (24 starts) at the University of Notre Dame... Saw extensive action on special teams, appearing in 596 career special-teams plays during his time at Notre Dame... Started all 13 games as a senior team captain and totaled 97 tackles (61 solo), four interceptions (57 yds.), 10 pass breakups, two forced fumbles and two fumble recoveries to earn honorable mention All-America honors from *The NFL Draft Report*... Led Notre Dame with four interceptions and ranked second on the team with 97 tackles that marked the third-best single-season total by a defensive back in school annals... Played 12 games (11 starts) as a junior for Notre Dame and led the team with three interceptions.

PERSONAL: Bruton attended Miamisburg (Ohio) High School, where he totaled 112 tackles, 11 interceptions and 470 receiving yards during his final two seasons... Earned All-Division I-II and All-Area honors from the *Dayton Daily News* as well as all-district accolades as a senior after posting 54 tackles and three interceptions... Received all-conference honors and was a special mention All-Southwest Ohio selection as a junior, posting 58 tackles and eight interceptions that year... Had 200 receiving yards as a senior and 270 receiving yards as a junior... Majored in both political science and sociology at Notre Dame... Worked as a substitute teacher in his hometown of Miamisburg during the 2011 offseason... David Lee Bruton was born on July 23, 1987, in Winchester, Ky.

BRUTON'S REGULAR SEASON RECORD

Year	Club	G	S	UT	A	TT	S-Yds.	I-Yds.	PD	FF	FR	TD-Int.	TD-FR	S	Pts.
2009	Denver	14	1	4	1	5	0-0	0-0	1	0	0	0	0	0	0
2010	Denver	16	2	12	2	14	0-0	0-0	1	0	0	0	0	0	0
2011	Denver	15	1	13	0	13	0-0	0-0	3	0	0	0	0	0	0
2012	Denver	16	0	2	0	2	0-0	1--2	1	0	0	0	0	0	0
2013	Denver	16	0	14	2	16	0-0	0-0	0	0	0	0	0	0	0
CAREER TOTALS		77	4	45	5	50	0-0	1--2	6	0	0	0	0	0	0

ADDITIONAL STATISTICS: Special teams tackles — 2009 (9), 2010 (12), 2011 (8), 2012 (3), 2013 (7), TOTAL (39). Special teams fumbles — 2009 (1FF), 2010 (2FR), TOTAL (1FF, 2 FR). Blocked punts — 2013 (1) TOTAL (1). One carry (fake punt) for 35 yards vs. Jacksonville, 10/13/13.

BRUTON'S POSTSEASON RECORD

Year	Club	G	S	UT	A	TT	S-Yds.	I-Yds.	PD	FF	FR	TD-Int.	TD-FR	S	Pts.
2011	Denver	2	2	11	4	15	0-0	0-0	1	0	0	0	0	0	0
2012	Denver	1	0	0	0	0	0-0	0-0	0	0	0	0	0	0	0
2013	Denver	3	0	1	0	1	0-0	0-0	0	0	0	0	0	0	0
CAREER TOTALS		6	2	12	4	16	0-0	0-0	1	0	0	0	0	0	0

BRUTON'S SINGLE-GAME HIGHS

(Postseason in parentheses)

Tackles — 6, twice, last at Arizona, 12/12/10 (8 vs. Pittsburgh, 1/8/12). **Interceptions** — 1 at Kansas City, 11/25/12 (none). **Interception return yards** — -2 at Kansas City, 11/25/12 (none). **Passes defended** — 1, six times, last at Kansas City, 11/25/12 (1 vs. Pittsburgh, 1/8/12). **Special-teams tackles** — 3 at N.Y. Giants, 9/15/2013 (none).

DAVID BRUTON'S GAME-BY-GAME

(Victories asterisked)

2013 DENVER			TACKLES								
Date	Opponent	P/S	UT	A	TT	S-Yds.	I-Yds.	PD	FF	FR	
Sep 5	vs. Baltimore*	P	0	0	0	0-0	0-0	0	0	0	
Sep 15	at N.Y. Giants*	P	1	0	1	0-0	0-0	0	0	0	
Sep 23	vs. Oakland*	P	0	0	0	0-0	0-0	0	0	0	
Sep 29	vs. Philadelphia*	P	0	0	0	0-0	0-0	0	0	0	
Oct 6	at Dallas*	P	0	0	0	0-0	0-0	0	0	0	
Oct 13	vs. Jacksonville*	P	0	0	0	0-0	0-0	0	0	0	
Oct 20	at Indianapolis	P	0	0	0	0-0	0-0	0	0	0	
Oct 27	vs. Washington*	P	0	0	0	0-0	0-0	0	0	0	
Nov 10	at San Diego*	P	2	0	2	0-0	0-0	0	0	0	
Nov 17	vs. Kansas City*	P	0	0	0	0-0	0-0	0	0	0	
Nov 24	at New England	P	0	2	2	0-0	0-0	0	0	0	
Dec 1	at Kansas City*	P	5	0	5	0-0	0-0	0	0	0	
Dec 8	vs. Tennessee*	P	1	0	1	0-0	0-0	0	0	0	
Dec 12	vs. San Diego	P	0	0	0	0-0	0-0	0	0	0	
Dec 22	at Houston*	P	0	0	0	0-0	0-0	0	0	0	
Dec 29	at Oakland*	P	5	0	5	0-0	0-0	0	0	0	
Regular Season Totals		16/0	14	2	16	0-0	0-0	0	0	0	
ADDITIONAL STATISTICS: Special-teams tackles — 7. Blocked punts — 1, vs. Baltimore, 9/5. One carry for 35 yards vs. Jacksonville, 10/13.											
Jan 12	vs. San Diego†	P	0	0	0	0-0	0-0	0	0	0	
Jan 19	vs. New England#	P	1	0	1	0-0	0-0	0	0	0	
Feb 2	vs. Seattle§	P	0	0	0	0-0	0-0	0	0	0	
Postseason Totals		3/0	1	0	1	0-0	0-0	0	0	0	

†AFC Divisional Playoff Game; #AFC Championship Game; §Super Bowl XLVIII

**ANDRE CALDWELL****12****WIDE RECEIVER****6-0 • 200 • 6TH YR. • FLORIDA****BORN:** April 15, 1985, in Tampa Fla.**HIGH SCHOOL:** Thomas Jefferson High School, Tampa, Fla.**ACQUIRED:** Unrestricted Free Agent (Cincinnati), 2012**NFL YEAR:** 6th • **YEAR WITH BRONCOS:** 2nd**NFL GAMES PLAYED/STARTED:** 75/16 • **POSTSEASON GP/GS:** 4/1**CALDWELL AT A GLANCE:**

- A sixth-year wide receiver in his second year with the Broncos who played 75 games (16 starts) and totaled 141 receptions for 1,390 yards (9.9 avg.) with nine touchdowns in his first six NFL seasons with Cincinnati (2008-11) and Denver (2012-13).
- Averaged nearly 38 receptions per year from 2009-11, highlighted by his '09 campaign in which he played all 16 games (3 starts) and set career highs in catches (51), receiving yards (432) and touchdowns (3) for the AFC North-Champion Bengals.
- Played 53 career games at the University of Florida and left as the school's all-time leader in receptions (185), while ranking third in Gator annals in receiving yards (2,349).
- Younger brother of Reche Caldwell, who played six NFL seasons with San Diego (2002-05), New England (2006) and Washington (2007).
- Joined the Broncos as an unrestricted free agent on March 30, 2012.
- Selected by Cincinnati in the third round (97th overall) of the 2008 NFL Draft.

CAREER TRANSACTIONS: Signed by Cincinnati as a draft choice 7/27/08; Signed by Denver as an unrestricted free agent 3/30/12.



2013: Caldwell played all 16 regular-season games for the second time in his career... Caught 16 passes for 200 yards and tied a career-best with three touchdown receptions... Made one reception for a 28-yard touchdown that gave Denver a 21-17 lead in the third quarter vs. Bal. (9/5)... Caught his longest pass as a Bronco, a 36-yard reception at NYG (9/15)... Made a pair of special-teams stops at Ind. (10/20)... Made a special-teams tackle vs. K.C. (11/17)... Caught one pass for four yards and saw his first action as a kick returner for the Broncos at K.C. (12/1)... Posted his first career multi-touchdown game, finishing with a game-high six catches and 59 yards with a pair of scores vs. S.D. (12/12)... Appeared in all three playoff games, finishing with two catches for 26 yards.

2012: Caldwell played eight games in his first season with the Broncos and totaled one reception for 18 yards, one rush for 14 yards and one special-teams tackle... Inactive for eight regular-season contests as well as Denver's AFC Divisional Playoff Game vs. Bal. (1/12).

2011: Caldwell played 13 games (2 starts) for the Bengals and totaled 37 receptions for 317 yards (8.6 avg.) and tied a career-high with three touchdowns... Posted multiple catches in 11-of-13 games played... Recorded the longest touchdown reception (49 yds.) of his career at Bal. (11/20)... Missed the Bengals' final three regular-season games and the postseason due to a hernia... Officially placed on injured reserve on Dec. 27.

2010: Caldwell saw action in 15 games, including a career-high five starts, and registered 25 receptions for 345 yards (13.8 avg.)... Totaled the three highest receiving yardage outputs of his career over the last three weeks of the season, averaging five receptions and 90 yards per game over that span... Set career-highs in catches (7) and receiving yards (94) in Cincinnati's season finale at Bal. (1/2).

2009: Caldwell played all 16 games (3 starts) for the first time in his career and tallied a career-best 51 receptions for 432 yards (8.5 avg.) with three touchdowns for the AFC North Champions... Returned 29 kickoffs for 539 yards (18.6 avg.)... Recorded two catches for 25 yards (12.5 avg.) in Cincinnati's AFC Wild Card Game vs. NYJ (1/9)... Produced multiple receptions in 15-of-17 games played, including the postseason.

2008: Selected by the Bengals in the third round (97th overall) of the 2008 NFL Draft, Caldwell played seven games (4 starts) as a rookie and caught 11 passes for 78 yards (7.1 avg.)... Returned 13 kickoffs for 338 yards (26.0 avg.)... Made his NFL debut vs. Pit. (10/19) and returned three kickoffs for 88 yards (29.3 avg.)... Made three receptions for 26 yards (8.7 avg.) in his first career start at Pit. (11/20).

COLLEGE: Caldwell played 53 games for the University of Florida and left as the school's all-time receptions leader (185), while ranking third all-time in receiving yards (2,349)... Accounted for 20 total touchdowns (16 receiving, 4 rushing)... Totaled 56 receptions for 761 yards (13.6 avg.) with seven touchdowns as a senior in 2007... Caught a touchdown pass in Florida's national title game victory over Ohio State to cap his junior campaign... Played all 13 games as a true freshman in 2003 and earned Southeastern Conference All-Freshman Team honors from *The Sporting News*.

PERSONAL: Caldwell attended Thomas Jefferson High School in Tampa, Fla., where he earned senior All-America honors from *Parade* and *SuperPrep* after scoring 38 touchdowns and leading his team to a 13-2 record and a berth in the state title game... Older brother, Reche Caldwell, played six seasons as a wide receiver in the NFL with San Diego (2002-05), New England (2006) and Washington (2007)... Majored in sociology at Florida... Andre Caldwell, who is nicknamed 'Bubba', was born on April 15, 1985, in Tampa, Fla.

CALDWELL'S REGULAR SEASON RECORD

Year	Club	G	S	No.	RECEIVING				TD	KICKOFF RETURNS				SCORING			
					Yds.	Avg.	LG	TD		No.	Yds.	Avg.	LG	TD	TD	TDr	TDp
2008	Cincinnati	7	4	11	78	7.1	15	0		13	338	26.0	43	0	0	0	0
2009	Cincinnati	16	3	51	432	8.5	24	3		29	539	18.6	39	0	3	0	0
2010	Cincinnati	15	5	25	345	13.8	53	0		3	79	26.3	32	0	0	0	0
2011	Cincinnati	13	2	37	317	8.6	49t	3		0	0	0.0	—	0	3	0	0
2012	Denver	8	0	1	18	18.0	18	0		0	0	0.0	—	0	0	0	0
2013	Denver	16	2	16	200	12.5	36	3		6	141	23.5	34	0	3	0	0
CAREER TOTALS		75	16	141	1,390	9.9	53	9		51	1,097	21.5	43	0	7	0	54
BRONCOS TOTALS		24	2	17	218	12.8	36	3		6	141	23.5	34	0	3	0	18

ADDITIONAL STATISTICS: Rushing — 2008 (5-53, 10.6 avg., 16 LG, 0 TD), 2009 (3-22, 7.3 avg., 15 LG, 0 TD), 2010 (1--2, -2.0 avg., -2 LG, 0 TD), 2012 (1-14, 14.0 avg., 14 LG, 0 TD), 2013 (1-7, 7.0 avg., 7 LG, 0 TD) TOTAL (11-94, 8.5 avg., 26 LG, 0 TD). Special teams tackles — 2008 (1), 2010 (2), 2011 (1), 2013 (4), TOTAL (8). Returned a punt for 0 yards at N.Y. Jets (11/25/10).

CALDWELL'S POSTSEASON RECORD

Year	Club	G	S	No.	RECEIVING				TD	KICKOFF RETURNS				SCORING			
					Yds.	Avg.	LG	TD		No.	Yds.	Avg.	LG	TD	TD	TDr	TDp
2009	Cincinnati	1	1	2	25	12.5	13	0		0	0	0.0	—	0	0	0	0
2013	Denver	3	0	2	26	13.0	15	0		0	0	0.0	—	0	0	0	0
CAREER TOTALS		4	1	4	51	12.8	15	0		0	0	0.0	—	0	0	0	0

CALDWELL'S SINGLE-GAME HIGHS

(Postseason in parentheses)

Receptions — 7 at Baltimore, 1/2/11 (2 vs. N.Y. Jets 1/9/10). **Receiving yards** — 94 at Baltimore, 1/2/11 (25 vs. N.Y. Jets, 1/9/10). **Longest reception** — 53 vs. Cleveland, 12/19/10 (15 vs. San Diego, 1/12/13). **Receiving touchdowns** — 2 vs. San Diego, 12/12/13 (none). **Kick returns** — 6 at Indianapolis, 12/7/08 (none). **Kick return yards** — 154 at Indianapolis, 12/7/08 (none). **Longest kick return** — 43 vs. Baltimore, 11/30/08 (none). **Kick return touchdowns** — None (none).

ANDRE CALDWELL'S GAME-BY-GAME

(Victories asterisked)

2013 DENVER			RECEIVING					KICK RETURNS					SCORING		
Date	Opponent	P/S	No.	Yds.	Avg.	LG	TD	No.	Yds.	Avg.	LG	TD	2pt.	Pts.	
Sep 5	vs. Baltimore*	P	1	28	28.0	28t	1	0	0	0.0	—	0	0	6	
Sep 15	at N.Y. Giants*	P	1	36	36.0	36	0	0	0	0.0	—	0	0	0	
Sep 23	vs. Oakland*	P	0	0	0.0	—	0	0	0	0.0	—	0	0	0	
Sep 29	vs. Philadelphia*	P	1	5	5.0	5	0	0	0	0.0	—	0	0	0	
Oct 6	at Dallas*	P	0	0	0.0	—	0	0	0	0.0	—	0	0	0	
Oct 13	vs. Jacksonville*	P	0	0	0.0	—	0	0	0	0.0	—	0	0	0	
Oct 20	at Indianapolis*	P	0	0	0.0	—	0	0	0	0.0	—	0	0	0	
Oct 27	vs. Washington*	P	1	14	14.0	14	0	0	0	0.0	—	0	0	0	
Nov 10	at San Diego*	P	0	0	0.0	—	0	0	0	0.0	—	0	0	0	
Nov 17	vs. Kansas City*	P	0	0	0.0	—	0	0	0	0.0	—	0	0	0	
Nov 24	at New England*	P	0	0	0.0	—	0	0	0	0.0	—	0	0	0	
Dec 1	at Kansas City*	P	1	4	4.0	4	0	3	59	19.7	24	0	0	0	
Dec 8	vs. Tennessee*	P	0	0	0.0	—	0	3	82	27.3	34	0	0	0	
Dec 12	vs. San Diego	P	6	59	9.8	15t	2	0	0	0.0	—	0	0	0	
Dec 22	at Houston*	S	2	12	6.0	13	0	0	0	0.0	—	0	0	0	
Dec 29	at Oakland*	S	3	42	14.0	19	0	0	0	0.0	—	0	0	0	
Regular Season Totals		16/2	16	200	12.5	36	3	6	141	23.5	34	0	0	6	
ADDITIONAL STATISTICS: Rushing — 1 carry for 7 yards. Special-teams tackles — 4.															
Jan 12	vs. San Diego†*	P	1	15	15.0	15	0	0	0	0.0	—	0	0	0	
Jan 19	vs. New England#*	P	1	11	11.0	11	0	0	0	0.0	—	0	0	0	
Feb 2	vs. Seattle§	P	0	0	0.0	—	0	0	0	0.0	—	0	0	0	
Postseason Totals		3/0	2	26	13.0	15	0	0	0	0.0	—	0	0	6	

†AFC Divisional Playoff Game; #AFC Championship Game; §Super Bowl XLVIII



TONY CARTER

32

CORNERBACK

5-9 • 175 • 5TH YR. • FLORIDA STATE

BORN: May 24, 1986, in Jacksonville, Fla.

HIGH SCHOOL: Mandarin High School, Jacksonville, Fla.

ACQUIRED: Free Agent, 2011

NFL YEAR: 5th • YEAR WITH BRONCOS: 4th

NFL GAMES PLAYED/STARTED: 34/3 • POSTSEASON GP/GS: 5/0



CARTER AT A GLANCE

- A fifth-year cornerback who played 34 career regular-season games (3 starts) in addition to three playoff contests with Denver (2009, '11-13) and New England (2010) and totaled 37 tackles (32 solo), three interceptions (55 yds.), 21 passes defended and two fumble recoveries in his first five seasons.
- Allowed the fewest completions (27) among players with at least 60 defensive targets during the 2012 season as one of just three NFL players with a fumble recovery for a touchdown and interception for a touchdown.
- Became the 14th player in team history to recover a fumble and intercept a pass in the same game at San Diego (10/15/12).
- Saw action in three regular-season contests and both playoff games for Denver in 2011 after spending a portion of the year on the team's practice squad.
- Spent the first 13 games of the 2010 season on New England's practice squad before being promoted to the Patriots' active roster for the final three weeks.
- Competed on Denver's practice squad for the first 14 weeks of his rookie year in 2009 before spending the final three weeks of the season on its active roster, playing in two games (1 start).
- Started 33 consecutive games to finish his career at Florida State University, where he opened all 50 games played for his collegiate career.
- Received second-team All-Atlantic Coast Conference honors as a 13-game starter for the Seminoles as a senior.
- Joined the Broncos as a free agent on Nov. 30, 2011.
- Entered the NFL with Denver as a college free agent on April 27, 2009.

CAREER TRANSACTIONS: Signed by Denver as a college free agent 4/27/09; Waived by Denver 9/5/09; Signed by Denver (practice squad) 9/6/09; Signed by Denver (active roster) 12/19/09; Waived/injured by Denver 8/23/10; Signed by New England (practice squad) 9/7/10; Signed by New England (active roster) 12/18/10; Waived by New England 7/29/11; Signed by Minnesota 8/11/11; Waived by Minnesota 9/3/11; Signed by Denver (practice squad) 11/30/11; Signed by Denver (active roster) 12/13/11.



2013: Carter played 12 regular-season games (2 starts) for the Broncos in 2013... Made his second career start and set a career high with four pass breakups that tied for the sixth-most in team history in a single game vs. Bal. (9/5)... Intercepted a pass and matched his career high with four pass breakups and one tackle for loss in Denver's Week 2 win at NYG (9/15)... Started in Week 3 vs. Oak. (9/23), but left the game with an ankle injury... Made a special-teams stop at N.E. (11/24)... Made a special-teams tackle vs. S.D. (12/12)... Played two postseason games, including Super Bowl XLVIII... Set a career postseason high with four tackles and two pass breakups in the AFC Championship Game vs. N.E. (1/19).

2012: Carter set career highs in every category, finishing with 24 tackles, two interceptions, 12 pass breakups, one fumble recovery and two defensive touchdowns (one fumble return, one interception return) in 15 regular-season games... Totaled the most pass breakups (12) in the NFL by a non-starter and tied for third among undrafted players... Represented one of three players to return both an interception and fumble for a touchdown...

CARTER IS A STICKY DEFENDER

FEWEST COMPLETIONS ALLOWED, NFL, 2012 (MIN. 60 DEFENSIVE TARGETS)

Player	Tgt.	Rec.	Pct.
1. Tony Carter, Den.	60	27	45.0
2. Ike Taylor, Pit.	73	29	39.7
3. Casey Hayward, G.B.	69	30	43.5
4. Brandon Browner, Sea.	65	30	46.2
5. Robert McClain	63	33	52.4

Allowed the fewest completions (27) among NFL players targeted at least 60 times... Recorded the sixth-longest fumble return for a touchdown in team history (65 yds.) and became the 14th player in Broncos history to recover a fumble and intercept a pass in the same game at S.D. (10/15)... Intercepted Panthers quarterback Cam Newton's pass and returned it 40 yards for his second touchdown of the season at Car. (11/11)... Made a special-teams stop in Denver's AFC Divisional Playoff Game vs. Bal. (1/12).

2011: Carter played in Denver's final three regular-season games and both playoff contests after spending two weeks on the club's practice squad... Signed to the practice squad on Nov. 30... Contributed a special-teams tackle in Denver's AFC Divisional Playoff Game at N.E. (1/14).

2010: Carter was signed to New England's practice squad on Sept. 7 after being waived/injured by Denver on Aug. 23... Spent the first 13 games of the season on the Patriots' practice squad before being promoted to the active roster on Dec. 18... Played two games and contributed one solo tackle on the year.

2009: Carter entered the NFL with the Broncos as a college free agent on April 27 and played two games (1 start) for the club as a rookie, registering one solo tackle, one pass breakup and one fumble recovery... Added two stops on special teams... Joined defensive lineman Chris Baker and punter Britton Colquitt as one of three college free agents to play for Denver as a rookie in 2009... Spent the first 14 weeks of the year on Denver's practice squad before he was signed to its active roster on Dec. 19... Made his NFL debut vs. Oak. (12/20) and recorded one solo tackle, one pass breakup, one fumble recovery and one special-teams stop... Started his first career game at Phi. (12/27) and had one special-teams tackle in that contest.

COLLEGE: Carter started all 50 career games he played at Florida State University and totaled 139 tackles (104 solo), nine interceptions (173 yds.) and 26 pass breakups... Returned three interceptions and one fumble for touchdowns... Added nine career punt returns for 132 yards (14.7 avg.) with one touchdown... Started 33 consecutive games to end his collegiate career... Started all 13 games for FSU as a senior in 2008, earning second-team All-Atlantic Coast Conference honors... Became the first player in Florida State history to return a blocked extra point and a blocked field goal for scores in the same game when he accomplished the feat as a sophomore against Clemson (9/16/06)... Named second-team freshman All-America and freshman All-ACC as a redshirt freshman in 2005, registering a team-high 12 pass breakups while starting all 13 games.

PERSONAL: Carter attended Mandarin High School in Jacksonville, Fla., where he was rated the No. 2 cornerback in the nation by Rivals.com and also saw time at quarterback and wide receiver... Father, Tony Sr., played basketball at Florida State... Carter received a bachelor's degree in social science from Florida State and is working toward a second degree in political science from the school... Tony Carter was born on May 24, 1986, in Jacksonville, Fla.

CARTER'S REGULAR SEASON RECORD

Year	Club	G	S	UT	A	TT	S-Yds.	I-Yds.	PBU	FF	FR	TD-Int.	TD-FR	S	Pts.
2009	Denver	2	1	1	0	1	0-0	0-0	1	0	1	0	0	0	0
2010	New England	2	0	1	0	1	0-0	0-0	0	0	0	0	0	0	0
2011	Denver	3	0	0	0	0	0-0	0-0	0	0	0	0	0	0	0
2012	Denver	15	0	20	4	24	0-0	2-55	12	0	1	1	1	0	12
2013	Denver	12	2	10	1	11	0-0	1-0	8	0	0	0	0	0	0
CAREER TOTALS		34	3	32	5	37	0-0	3-55	21	0	2	1	1	0	12

ADDITIONAL STATISTICS: Special teams tackles — 2009 (2), 2012 (2) 2013 (2) TOTAL (6).

CARTER'S POSTSEASON RECORD

Year	Club	G	S	UT	A	TT	S-Yds.	I-Yds.	PBU	FF	FR	TD-Int.	TD-FR	S	Pts.
2011	Denver	2	0	0	0	0	0-0	0-0	0	0	0	0	0	0	0
2012	Denver	1	0	1	0	1	0-0	0-0	0	0	0	0	0	0	0
2013	Denver	2	0	4	1	5	0-0	0-0	2	0	0	0	0	0	0
CAREER TOTALS		5	0	5	1	6	0-0	0-0	2	0	0	0	0	0	0

ADDITIONAL STATISTICS: Special teams tackles — 2011 (1), 2012 (1) TOTAL (2).

CARTER'S SINGLE-GAME HIGHS

(Postseason in parentheses)

Tackles — 6 at Oakland, 12/6/12 (4 vs. New England, 1/19/14). **Interceptions** — 1, three times, last at N.Y. Giants, 9/15/13 (none). **Interception return yards** — 40 at Carolina, 11/11/12 (none). **Passes Defensed** — 4, twice, last at N.Y. Giants, 9/15/13 (2 vs. New England, 1/19/14). **Fumble recoveries** — 1, twice, last at San Diego, 10/15/12 (none). **Fumble return yards** — 65 at San Diego, 10/15/12 (none).

TONY CARTER'S GAME-BY-GAME

(Victories asterisked)

2013 DENVER		TACKLES								
Date	Opponent	P/S	UT	A	TT	S-Yds.	I-Yds.	PBU	FF	FR
Sep 5	vs. Baltimore*	S	3	1	4	0-0	0-0	4	0	0
Sep 15	at N.Y. Giants*	P	3	0	3	0-0	1-0	4	0	0
Sep 23	vs. Oakland*	S	1	0	1	0-0	0-0	0	0	0
Sep 29	vs. Philadelphia*	P	2	0	2	0-0	0-0	0	0	0
Oct 6	at Dallas*	P	0	0	0	0-0	0-0	0	0	0
Oct 13	vs. Jacksonville*			INACTIVE						
Oct 20	at Indianapolis			INACTIVE						
Oct 27	vs. Washington*			INACTIVE						
Nov 10	at San Diego*	P	0	0	0	0-0	0-0	0	0	0
Nov 17	vs. Kansas City*			INACTIVE						
Nov 24	at New England	P	0	0	0	0-0	0-0	0	0	0
Dec 1	at Kansas City*	P	0	0	0	0-0	0-0	0	0	0
Dec 8	vs. Tennessee*	P	0	0	0	0-0	0-0	0	0	0
Dec 12	vs. San Diego	P	0	0	0	0-0	0-0	0	0	0
Dec 22	at Houston*	P	0	0	0	0-0	0-0	0	0	0
Dec 29	at Oakland*	P	1	0	1	0-0	0-0	0	0	0
Regular Season Totals			12/2	10	1	11	0-0	1-0	8	0
ADDITIONAL STATISTICS: Special teams tackles — 2.										
Jan 12	vs. San Diego†			INACTIVE						
Jan 19	vs. New England#*	P	3	1	4	0-0	0-0	2	0	0
Feb 2	vs. Seattle\$	P	1	0	1	0-0	0-0	0	0	0
Postseason Totals			2/0	4	1	5	0-0	0-0	2	0

†AFC Divisional Playoff Game; #AFC Championship Game; \$Super Bowl XLVIII



CHRIS CLARK

75

OFFENSIVE TACKLE

6-5 • 305 • 5TH YR. • SOUTHERN MISSISSIPPI

BORN: Oct. 1, 1985, in New Orleans

HIGH SCHOOL: McDonogh 35 High School, New Orleans

ACQUIRED: Waivers (Minnesota), 2010

NFL YEAR: 5th • YEAR WITH BRONCOS: 4th

NFL GAMES PLAYED/STARTED: 56/20 • POSTSEASON GP/GS: 6/3



CLARK AT A GLANCE:

- A fifth-year offensive tackle who played 56 games (20 starts) with Denver the last four seasons (2010-13) after two years competing on Minnesota's practice squad.
- Played all 16 games in each of the last two seasons, seeing time on special teams as well as the offensive line and in addition to his role in short-yardage situations.
- Spent the 2008 and '09 seasons on the Vikings' practice squad after competing in Tampa Bay's training camp as a rookie in '08.
- Started every game at left tackle during his final three seasons at the University of Southern Mississippi, earning All-Conference USA recognition following his senior year.
- Played in the New Orleans High School All-Star Game and was named an All-District offensive guard as a senior at McDonogh 35 High School in New Orleans.
- Assigned to the Broncos via waivers from Minnesota on Sept. 5, 2010.
- Entered the NFL with Tampa Bay as a college free agent on May 2, 2008.

CAREER TRANSACTIONS: Signed by Tampa Bay as a college free agent 5/2/08; Waived by Tampa Bay 8/30/08; Signed by Minnesota (practice squad) 9/10/08; Signed by Minnesota to a future contract 1/7/09; Waived by Minnesota 9/5/09; Signed by Minnesota (practice squad) 9/7/09; Signed by Minnesota to a future contract 1/25/10; Waived by Minnesota 9/4/10; Claimed off waivers by Denver 9/5/10.



2013: Clark appeared in all 16 regular-season games for the third-straight season and set a career high with 14 starts... Was part of an offensive line unit that allowed the fewest sacks (20) in the NFL, as well as the most games allowing zero sacks (6)... Opened his first career game at left tackle in Denver's Week 3 win vs. Oak. (9/23)... Part of an offensive line group that was named a collective offensive player of the week by Sports Illustrated's Peter King for its performance in which it allowed zero sacks and zero quarterback hits against the NFL's top-ranked sack defense vs. K.C. (11/17)... Started all three postseason contests... Part of an offensive line that did not allow a sack in Denver's Divisional-Round win vs. S.D. (1/12)... Part of an offensive line that did not allow a sack or a QB hit in the AFC Championship Game vs. N.E. (1/19).

2012: Clark appeared in all 16 regular-season games for the second consecutive season, seeing action in 63 snaps on offense and 88 plays on special teams.

2011: Clark played all 16 regular-season games (6 starts) and both playoff contests for Denver, seeing time on special teams and as an extra blocking tight end on offense.

2010: Clark played in Denver's first eight games (0 starts) after being assigned to the Broncos off waivers from Minnesota on Sept. 5... Played primarily on special teams and on Denver's goal-line and short-yardage packages... Made his NFL debut vs. K.C. (11/14), lining up as an eligible tackle on quarterback Tim Tebow's 1-yard touchdown run in the second quarter.

2009: Clark spent the 2009 season on Minnesota's practice squad.

2008: Clark, who entered the NFL as a college free agent with Tampa Bay on May 2, competed with the Buccaneers during training camp before being waived and spending his rookie season on Minnesota's practice squad.

COLLEGE: Clark played 48 games (39 starts) at the University of Southern Mississippi, opening every contest during his final three seasons at left tackle (30 starts) and left guard (9 starts)... Earned All-Conference USA honors following his junior and senior seasons as the Golden Eagles posted more than 2,000 rushing yards in both campaigns... Named to the Conference USA All-Freshman Team in 2004.

PERSONAL: Clark received all-district distinction at offensive guard and played in the 2002 New Orleans High School All-Star Game following his senior season at McDonogh 35 High School in New Orleans... Won district and regional titles in shot put and discus as a prep senior... Chris Clark was born on Oct. 1, 1985, in New Orleans.

CLARK'S REGULAR SEASON RECORD

Year	Club	G	S
2008	Minnesota	PRACTICE SQUAD	
2009	Minnesota	PRACTICE SQUAD	
2010	Denver	8	0
2011	Denver	16	6
2012	Denver	16	0
2013	Denver	16	14
CAREER TOTALS		56	20

ADDITIONAL STATISTICS: Miscellaneous tackles — 2011 (1), TOTAL (1).

CLARK'S POSTSEASON RECORD

Year	Club	G	S
2011	Denver	2	0
2012	Denver	1	0
2013	Denver	3	3
CAREER TOTALS		6	3

ADDITIONAL STATISTICS: Miscellaneous tackles — 2013 (1), TOTAL (1).



MARQUICE COLE

34

CORNERBACK

5-10 • 195 • 5TH YR. • NORTHWESTERN

BORN: Nov. 13, 1983, in Hazel Crest, Ill.

HIGH SCHOOL: Hillcrest High School, Hillcrest, Ill.

ACQUIRED: Free Agent, 2013

NFL YEAR: 5th • YEAR WITH BRONCOS: 1st

NFL GAMES PLAYED/STARTED: 64/2 • POSTSEASON GP/GS: 9/0



COLE AT A GLANCE:

- A fifth-year cornerback who played 64 regular-season games (2 starts) in his first five NFL campaigns with the New York Jets (2009-11) and New England Patriots (2012-13).
- Has played at least 11 games in all five of his NFL seasons to start his career.
- Totaled 36 tackles (31 solo) with four interceptions, including one that he returned for a touchdown with 14 pass breakups in his career.
- Made 114 tackles with seven interceptions in 43 games at Northwestern University.
- Signed by Denver as a free agent on January 14, 2014
- Entered the NFL with Oakland as a college free agent on May. 4, 2007.

CAREER TRANSACTIONS: Signed by Oakland as a college free agent 5/4/07; Waived by Oakland 9/1/07; Signed by Tennessee (practice squad) 12/11/07; Signed by Tennessee 1/7/08; Waived by Tennessee 8/31/08; Signed by New Orleans (practice squad) 12/10/08; Signed by N.Y. Jets 2/17/09; Waived by N.Y. Jets 9/14/09; Signed by N.Y. Jets (practice squad) 9/16/09; Signed by N.Y. Jets (active roster) 9/23/09; Signed by New England 3/19/12; Released by New England 9/1/13; Signed by New England 9/2/13; Released by New England 9/27/13; Signed by New England 10/1/13; Released by New England 10/4/13; Signed by New England 10/7/13; Released by New England 12/26/13. Signed by Denver 1/14/14.



2013: Cole played 13 regular-season games (0 starts) with New England, and made 10 tackles (8 solo) with one interception, three pass breakups and one fumble recovery... Intercepted a pass vs. Mia. (10/27)... Recovered a special-teams fumble vs. Den. (11/24)... Signed by Denver as a free agent Jan. 14... Appeared in Super Bowl XLVIII.

2012: Cole appeared in 14 regular-season contests (1 start) with the Patriots, finishing with 12 tackles, one interception, three pass breakups and seven special-teams tackles... Intercepted a pass and reistered a season-high five tackles in a start at Jac. (12/23)... Appeared in two playoff games, making four tackles with one pass breakup to go with four special-teams tackles... Made three special-teams tackles in the Divisional Round vs. Hou. (1/13)... Established a career playoff high with four tackles in the AFC Championship Game vs. Bal. (1/20).

2011: Cole played 14 games (0 starts) with the New York Jets, totaling three tackles with one fumble recovery... Added 11 special-teams stops.

2010: Cole appeared in 12 games (1 start) with the Jets, finishing with 10 tackles, seven pass breakups, two interceptions and a career-high 14 special-teams tackles... Made his first career start and set a career high with five tackles, two interceptions, three pass breakups and returned one touchdown 35 yards for a score vs. Buf. (1/2)... Played all three of the Jets' postseason contests, making one tackle in the playoffs.

2009: Cole played 11 games (0 starts) with the New York Jets, making one defensive tackle to go with 11 special-teams stops... Added one quarterback hit and one pass breakup on defense... Began the season on the practice squad before being signed to the active roster Sept. 23... Participated in all three playoff games.

2008: Cole competed in training camp with Tennessee before the team released him Aug. 31... Signed to the New Orleans practice squad Dec. 10.

2007: Cole signed with Oakland as a college free agent and participated in training camp with the Raiders... Waived by Oakland Sept. 1... Signed to the Tennessee practice squad Dec. 11.

COLLEGE: Cole finished his four-year career at Northwestern University with 114 tackles, seven interceptions and one sack in 43 games... Averaged 13.8 yards per punt return, including one punt-return touchdown... Named to the Thorpe Award preseason watch list prior to his senior season with the Wildcats.

PERSONAL: Cole was a two-time all-conference, all-area and all-state selection at Hillcrest High School in Hillcrest, Ill.... Played wide receiver, kicker, punter, running back and kickoff/punt returner in high school... Made 71 tackles with three forced fumbles, two fumble recoveries and four interceptions with one interception returned for a touchdown... Also caught 19 passes for 392 yards with five touchdowns and added five return scores on special teams... First name is pronounced mar-KWEECE... Marquice Cole was born on Nov. 13, 1983 in Hazel Crest, Ill.

COLE'S REGULAR SEASON RECORD

Year	Club	G	S	UT	A	TT	S-Yds.	I-Yds.	PD	FF	FR	TD-Int.	TD-FR	S	Pts.
2009	N.Y. Jets	11	0	1	0	1	0-0	0-0	1	0	0	0	0	0	0
2010	N.Y. Jets	12	1	10	0	10	0-0	2-49	7	0	0	1	0	0	6
2011	N.Y. Jets	14	0	2	1	3	0-0	0-0	0	0	1	0	0	0	0
2012	New England	14	1	10	2	12	0-0	1-0	3	0	0	0	0	0	0
2013	New England	13	0	8	2	10	0-0	1-0	3	0	0	0	0	0	0
CAREER TOTALS		64	2	31	5	36	0-0	4-49	14	0	1	1	0	0	6

ADDITIONAL STATISTICS: Special teams tackles — 2009 (11), 2010 (14), 2011 (11), 2012 (7), 2013 (8), TOTAL (51). Special-teams FR — 2010 (1), 2013 (1), TOTAL (2). Punt returns — 2010 (1 for -5 yards, -5.0 avg., -5 LG).

COLE'S POSTSEASON RECORD

Year	Club	G	S	UT	A	TT	S-Yds.	I-Yds.	PD	FF	FR	TD-Int.	TD-FR	S	Pts.
2009	N.Y. Jets	3	0	0	0	0	0-0	0-0	0	0	0	0	0	0	0
2010	N.Y. Jets	3	0	1	0	1	0-0	0-0	0	0	0	0	0	0	0
2012	New England	2	0	2	2	4	0-0	0-0	0	0	0	0	0	0	0
2013	Denver	1	0	0	0	0	0-0	0-0	0	0	0	0	0	0	0
CAREER TOTALS		9	0	3	2	5	0-0	0-0	0	0	0	0	0	0	0

ADDITIONAL STATISTICS: Special teams tackles — 2010 (1), 2012 (4), TOTAL (5).

COLE'S SINGLE-GAME HIGHS

(Postseason in parentheses)

Tackles — 5, twice, last at Jacksonville, 12/23/12 (4 vs. Baltimore, 1/20/13). **Interceptions** — 2 vs. Buffalo, 1/2/11 (none). **Interception return yards** — 49 vs. Buffalo, 1/2/11 (none). **Interception return touchdowns** — 1 vs. Buffalo, 1/2/11 (none). **Passes defended** — 3 vs. Buffalo, 1/2/11 (none). **Fumble recoveries** — 1 vs. Miami, 10/17/11 (none). **Special-teams tackles** — 4 at Miami, 9/26/10 (3 vs. Houston, 1/13/13).

MARQUISE COLE'S GAME-BY-GAME

(Victories asterisked)

2013 DEN. / N.E.		TACKLES									
Date	Opponent	P/S	UT	A	TT	S-Yds.	I-Yds.	PD	FF	FR	
Weeks 1-17 [^]			8	2	10	0-0	1-0	3	0	0	
Regular Season Totals		13/0	8	2	10	0-0	1-0	3	0	0	
ADDITIONAL STATISTICS: Special teams tackles — 8. Special-teams FR — 1.											
Jan 12	vs. San Diego [†]										
Jan 19	vs. New England ^{#*}										
Feb 2	vs. Seattle ^{\$}	P	0	0	0	0-0	0-0	0	0	0	
Postseason Totals		1/0	0	0	0	0-0	0-0	0	0	0	

[^]With New England; [†]AFC Divisional Playoff Game; [#]AFC Championship Game; ^{\$}Super Bowl XLVIII



BRITTON COLQUITT

4

PUNTER



6-3 • 205 • 5TH YR. • TENNESSEE

BORN: March 20, 1985, in Knoxville, Tenn.

HIGH SCHOOL: Bearden High School, Knoxville, Tenn.

ACQUIRED: Free Agent, 2009

NFL YEAR: 5th • YEAR WITH BRONCOS: 5th

NFL GAMES PLAYED/STARTED: 64/0 • POSTSEASON GP/GS: 6/0

COLQUITT AT A GLANCE:

- A fifth-year punter who is the franchise career leader in gross (45.8) and net (39.3) punting average (min. 100 punts).
- Broke his own franchise record with a 42.1 net punting average in 2012 that ranked third in the NFL, while ranking second in the league holding opponents to a 6.0-yard return average.
- Established Broncos single-season records in both gross (47.4) and net (40.2) punting average in 2011.
- Became just the third player in NFL history to post a 50-yard gross average and a 43-yard net average during a single month (min. 20 att.) when he averaged 50.3 gross yards and 43.5 net yards per punt in October 2011.
- Tied for the NFL lead with six games grossing 50 or more yards in 2010, while posting the 10th-highest gross punting average (44.6) in team annals.
- Punted five times for 281 yards at Arizona (12/12/10) to mark the highest single-game average (56.2) for a road game in franchise history.
- Completed brief stints on the Broncos' active roster and Miami's practice squad as a rookie in 2009.
- Joined by Kansas City's Dustin Colquitt as the first pair of brothers to punt in the NFL at the same time since 1941 (George and Wes McAfee).
- Averaged 42.6 yards on 209 career punts at the University of Tennessee, where he was a two-time All-Southeastern Conference selection and also handled kickoff duties.
- Entered the NFL with Denver as a college free agent on April 27, 2009.

CAREER TRANSACTIONS: Signed by Denver as a college free agent 4/27/09; Waived by Denver 9/1/09; Signed by Miami (practice squad) 12/22/09; Signed by Denver (active roster) 12/30/09.



2013: Colquitt played all 16 regular-season games and set a career-low with just three touchbacks... Tied for sixth in the NFL for fewest touchbacks (min. 50 punts)... Tied a career high by placing five punts inside the 20-yard line vs. Bal. (9/5)... Punted three times and placed two punts inside the 20, while only allowing one return for zero yards at K.C. (12/1)... Held for Matt Prater's NFL-record 64-yard field goal vs. Ten. (12/8)... Played all three postseason games, punting three times.

2012: Colquitt played all 16 games and ranked third in the NFL with a 42.1 net average to break his own team record from the previous season... Punted 67 times for 3,099 yards (46.3 avg.) with 27 placed inside the 20 and just four touchbacks... Allowed just 6.0 yards per return to rank second in the NFL... Launched a career-long 67-yard punt at Atl. (9/17)... Set postseason career highs with a 48.8 gross average and 44.4 net average with three of his five punts downed inside the 20 in Denver's AFC Divisional Playoff Game vs. Bal. (1/12).

2011: Colquitt set franchise single-season records for gross (47.4) and net (40.2) average after punting 101 times for 4,783 yards with 33 kicks placed inside the 20-yard line... Averaged 51.5 yards on 36 punts from Denver's own 25-yard line and in... Kicked in both of Denver's postseason games, punting 11 times for 436

COLQUITT SETS FRANCHISE PUNTING RECORDS

HIGHEST GROSS PUNTING AVG., BRONCOS HISTORY

Player	Year	Gross Avg.
1. Britton Colquitt	2011	47.4
2. Tom Rouen	1998	46.9
3. Todd Sauerbrun	2007	46.8
4. Brett Kern	2009	46.7
5. Tom Rouen	1999	46.5

HIGHEST NET PUNTING AVG., BRONCOS HISTORY

Player	Year	Net Avg.
1. Britton Colquitt	2012	42.1
2. Britton Colquitt	2011	40.2
3. Mike Horan	1990	38.9
4. Tom Rouen	1997	38.1
5. Todd Sauerbrun	2005	38.0

COLQUITT A HOUSEHOLD NFL NAME

The Colquitt family has produced four NFL punters, including Britton's brother (Dustin), father (Craig) and uncle (Jimmy). Craig Colquitt won two Super Bowl rings as the Steelers' punter and Jimmy Colquitt played two games for the Seahawks in 1985. All four Colquitts attended the University of Tennessee.

Denver's Britton Colquitt and Kansas City's Dustin Colquitt are the first brothers to punt in the NFL at the same time since 1941 (George and Wes McAfee).

COLQUITT'S WHO PLAYED IN THE NFL

Player	Team (Years)	GP	No.	Avg.	LG	In20	Net
Craig Colquitt	Pit. (1978-84); Ind. (1987)	97	431	41.3	74	112	34.8
Jimmy Colquitt	Sea. (1985)	2	12	40.1	55	3	34.3
Dustin Colquitt	K.C. (2005-Pres.)	142	744	44.9	81	285	39.3
Britton Colquitt	Den. (2009-Pres.)	64	319	45.8	67	102	39.3

yards (39.6 gross / 37.1 net) with two punts inside the 20... Posted the second-highest single-game net punting average (51.0) on six punts vs. Cin. (9/18)... Averaged 50.3 gross yards and 43.5 net yards per punt in October to become just the third player in NFL history to post a 50-yard gross average and a 43-yard net average during a single month... Placed a career-high five punts inside the 20-yard line in Denver's season finale vs. K.C. (1/1).

2010: Colquitt played all 16 games and ranked fifth in the AFC and 11th in the NFL with a 44.6-yard gross average... Punted 86 times for 3,838 yards (44.6 gross / 36.6 net) with 19 punts placed inside the 20-yard line... Tied for the NFL lead with six games recording a gross average of 50-plus yards... Registered a 56.2 gross average at Ari. (12/12) to mark the third-highest total in franchise history (highest on the road).

2009: Colquitt, who entered the NFL with the Broncos as a college free agent on April 27, was waived by the club at the conclusion of training camp... Signed to Miami's practice squad on Dec. 22 before Denver signed him to its active roster on Dec. 30... Declared inactive for the Broncos' season finale vs. K.C. (1/3).

COLLEGE: Colquitt played 43 career games at Tennessee, punting 209 times for 8,897 yards (42.6 avg.) with 73 punts placed inside the 20-yard line while also handling kickoff duties... Only had one punt blocked at Tennessee... Earned All-Southeastern Conference honors twice... Played seven games as a senior in 2008, punting 42 times for 1,821 yards (43.4 avg.) with 13 punts placed inside the 20-yard line and a 71-yard long... Saw time in all 13 games for the Volunteers as a junior in 2007 and averaged 41.6 yards per punt (62-2,579) to earn second-team All-SEC honors... Ranked seventh in the nation and second in the SEC with a 44.9-yard punting average (46-2,066) as a sophomore in 2006 to earn consensus first-team All-SEC honors... Placed fourth in school history with his 44.9-yard punting average.

PERSONAL: Colquitt received all-state honors as a junior and senior at Bearden High School in Knoxville, Tenn., where he kicked and punted... Also lettered in soccer in high school, helping Bearden to a No. 1 national ranking and a state championship as a junior (25-0 record)... Father (Craig), brother (Dustin) and uncle (Jimmy) all punted for Tennessee... Craig Colquitt won two Super Bowl rings as the Steelers' punter from 1978-84, Dustin Colquitt punts for the Chiefs and Jimmy Colquitt punted for the Seahawks in 1985... Majored in mechanical engineering at Tennessee... Britton Colquitt was born on March 20, 1985, in Knoxville, Tenn.

COLQUITT'S REGULAR SEASON RECORD

Year	Club	G	S	No.	Yds.	Avg.	Net.	TB	In 20	LG	Blk.
2009	Den./Mia.	0	0	0	0	0.0	0.0	0	0	—	0
2010	Denver	16	0	86	3,835	44.6	36.6	7	19	63	0
2011	Denver	16	0	101	4,783	47.4	40.2	7	33	66	0
2012	Denver	16	0	67	3,099	46.3	42.1	4	27	67	0
2013	Denver	16	0	65	2,893	44.5	38.8	3	23	60	0
CAREER TOTALS		64	0	319	14,616	45.8	39.3	21	102	67	0

ADDITIONAL STATISTICS: Special teams tackles — 2010 (1), 2012 (1) TOTAL (2). Kickoffs — 2010 (1 for 69 yds., 69.0 avg.), TOTAL (1 for 69 yds., 69.0 avg.).

COLQUITT'S POSTSEASON RECORD

Year	Club	G	S	No.	Yds.	Avg.	Net.	TB	In 20	LG	Blk.
2011	Denver	2	0	11	436	39.6	37.1	0	2	50	0
2012	Denver	1	0	5	244	48.8	44.4	0	3	59	0
2013	Denver	3	0	3	108	36.0	29.3	1	1	48	0
CAREER TOTALS		6	0	19	788	41.5	37.8	1	6	59	0

COLQUITT'S SINGLE-GAME HIGHS

(postseason in parentheses)

Punts — 9, four times, last vs. Kansas City, 1/1/12 (7 at New England, 1/14/12). **Gross punt average** — 56.2 at Arizona, 12/12/10 (48.8 vs. Baltimore, 1/12/13). **Net punt average** — 51.0 vs. Cincinnati, 9/18/11 (44.4 vs. Baltimore, 1/12/13). **Longest punt** — 67 at Atlanta, 9/17/12 (59 vs. Baltimore, 1/12/13). **Punts inside the 20** — 5, twice, last vs. Baltimore, 9/5/13 (3 vs. Baltimore, 1/12/13).

BRITTON COLQUITT'S GAME-BY-GAME

(Victories asterisked)

2013 DENVER			PUNTING										
Date	Opponent	P/S	No.	Yds.	Avg.	Net.	TB	In 20	LG	Blk.	Opp. Ret.	Ret.	Yds.
Sep 5	vs. Baltimore*	P	7	319	45.6	40.9	1	5	59	0	1		13
Sep 15	at N.Y. Giants*	P	5	210	42.0	39.4	0	2	53	0	2		13
Sep 23	vs. Oakland*	P	1	37	37.0	37.0	0	1	37	0	0		0
Sep 29	vs. Philadelphia*	P	2	92	46.0	35.5	0	1	60	0	1		21
Oct 6	at Dallas*	P	0	0	0.0	0.0	0	0	—	0	0		0
Oct 13	vs. Jacksonville*	P	3	129	43.0	42.3	0	0	48	0	2		2
Oct 20	at Indianapolis	P	7	331	47.3	42.3	0	1	53	0	3		35
Oct 27	vs. Washington*	P	3	147	49.0	37.0	0	1	55	0	2		36
Nov 10	at San Diego*	P	5	233	46.6	42.6	1	0	59	0	0		0
Nov 17	vs. Kansas City*	P	6	275	45.8	40.3	0	1	54	0	5		33
Nov 24	at New England	P	8	325	40.6	35.8	0	4	49	0	3		39
Dec 1	at Kansas City*	P	3	132	44.0	44.0	0	2	53	0	1		0
Dec 8	vs. Tennessee*	P	2	65	32.5	32.5	0	2	36	0	0		0
Dec 12	vs. San Diego	P	4	186	46.5	43.8	0	1	51	0	2		11
Dec 22	at Houston*	P	6	292	48.7	37.0	0	1	55	0	5		70
Dec 29	at Oakland*	P	3	120	40.0	24.8	1	1	48	1	1		1
Regular Season Totals			16/0	65	2,893	44.5	38.8	3	23	60	1	28	274
Jan 12	vs. San Diego†*	P	0	0	0.0	0.0	0	0	—	0	0		0
Jan 19	vs. New England#*	P	1	48	48.0	28.0	1	0	48	0	0		0
Feb 2	vs. Seattle\$	P	2	60	30.0	30.0	0	1	48	0	0		0
Postseason Totals			3/0	3	108	36.0	29.3	1	1	48	0	0	0

†AFC Divisional Playoff Game; #AFC Championship Game; \$Super Bowl XLVIII



ERIC DECKER

87

WIDE RECEIVER

6-3 • 214 • 4TH YR. • MINNESOTA

BORN: March 15, 1987, in Cold Spring, Minn.

HIGH SCHOOL: Rocori High School, Cold Spring, Minn.

ACQUIRED: Draft #3b (87th overall), 2010

NFL YEAR: 3rd • **YEAR WITH BRONCOS:** 3rd

NFL GAMES PLAYED/STARTED: 62/44 • **POSTSEASON GP/GS:** 5/5



DECKER AT A GLANCE:

- A fourth-year wide receiver whose 33 career receiving scores are the most in franchise history through a player's first four seasons.
- Set career highs in receptions (87) and receiving yards (1,288), while ranking third on the Broncos with 11 receiving touchdowns in 2013.
- Combined with teammate Demaryius Thomas in 2013 to represent the most prolific receiving tandem (2,718 yds.) in the league.
- Combined with Thomas in 2012 to represent the third-most prolific receiving tandem (2,498 yds.) in the league and become the first Broncos 1,000-yard receiving duo since 2004.
- Led the Broncos in receptions (44) and receiving yards (612) in his first year as a starter in 2011 while totaling the second most receiving touchdowns (8) in team history by a player in his first or second season.
- Recorded the third-longest punt return for a touchdown (90 yds.) in franchise history vs. Oakland (9/12/11) in his first game returning punts at any level.
- Selected to the 2011 USA Football All-Fundamentals Team for exhibiting exemplary football techniques for youth players to emulate.
- Played 14 games (0 starts) as a rookie in 2010 and led the Broncos in kickoff return yards (556), while tying for third on the club with nine special-teams tackles.
- Wears No. 87 for three reasons: He admires former Broncos wide receiver Eddie McCaffrey, who wore the number; he was the 87th overall player selected in the 2010 NFL Draft; and he was born in '87.
- Started three seasons at the University of Minnesota, totaling 11 career-100-yard receiving games and dropping only three passes in the 354 times he was targeted (0.8%).
- Posted a Minnesota-record 84 receptions for 1,074 yards (12.8 avg.) as a junior in 2008, earning honorable mention All-America honors and first team All-Big Ten recognition.
- Selected by the Broncos in the third round (87th overall) of the 2010 NFL Draft.

CAREER TRANSACTIONS: Signed by Denver as a draft choice 7/27/10.



2013: Decker started all 16 regular-season games for the first time in his career... Set career-highs with 87 catches and 1,288 yards, ranking second on the team in both categories... Led all players and set a career high with nine receptions, finishing with 87 yards in Denver's Week 2 win at NYG (9/15)... Finished one catch and three yards shy of career highs after posting eight receptions for 133 yards, including a career-long 61-yard catch, and a touchdown on *Monday Night Football* vs. Oak. (9/23)... Caught a team-long 57-yard pass and hauled in a 2-yard touchdown catch at Dal. (10/6)... Set a career high with 150 receiving yards on eight catches with one touchdown at Ind. (10/20)... Set a Broncos record with four touchdown catches and caught a career-best 174 yards on eight catches at K.C. (12/1)... Topped the 100-yard mark for back-to-back games for the first time in his career, finishing with eight catches for 117 yards and a touchdown vs. Ten. (12/8)... Set a career-high with a game-best 10 catches and totaled 131 yards with a pair of touchdowns at Hou. (12/22)... Caught his 11th touchdown pass of the year in Denver's Week 17 win at Oak. (12/29)... Started all three playoff games and caught eight passes for 111 yards.

2012: Decker played all 16 regular-season games (15 starts) in 2012 and set career-highs in receptions (85), receiving yards (1,064) and receiving touchdowns (13)—ranking second in the NFL in the final category... Set a career high with 136 receiving yards on eight catches vs. Hou. (9/23)... Matched career highs with eight receptions and two touchdown catches at Cin. (11/4) to mark his fifth-straight game with at least one touchdown... Caught his 100th career pass and took it 20 yards for his eighth touchdown of the season during the third quarter vs. S.D. (11/18), becoming just the third player in team history with at least eight touchdown catches in back-to-back seasons... Matched his career high with eight catches and produced a game-high 133 receiving yards—the second-highest total of his career—at Bal. (12/16)... Posted his sixth career multiple-touchdown game and topped

the 1,000-yard mark for the first season of his career vs. K.C. (12/30)... Tied for a team-high six catches and led Denver with 84 yards (14.0 avg.) in Denver's AFC Divisional Playoff Game vs. Bal. (1/12).

2011: Decker played all 16 games (13 starts) in the regular season and led the Broncos with 44 receptions for 612 yards (13.9 avg.) with eight touchdowns... Added six punt returns for 133 yards (22.2 avg.), including a 90-yard touchdown, and returned two kickoffs for 50 yards (25.0 avg.)... Totaled the second most receiving touchdowns (8) by a Bronco in his first or second season... Registered the third-longest punt return for a touchdown (90 yds.) in franchise history in the season opener vs. Oak. (9/12) despite never returning a punt at any level entering the game... Totaled five receptions for 133 yards and two touchdowns in his first career start vs. Cin. (9/18)... Started Denver's AFC Wild Card Playoff Game vs. Pit. (1/8) but left the game and missed the rest of the postseason with a knee injury.

2010: Selected by the Broncos in the fifth round (87th overall) of the 2010 NFL Draft, Decker played 14 games (0 starts) as a rookie and totaled six receptions for 106 yards (17.7 avg.) with one touchdown on offense... Led the club with 22 kickoff returns for 556 yards, with his 25.3-yard average ranking third in the NFL among rookies... Tied for third on the team with nine special-teams stops... Led all NFL players with 16 receptions during the preseason (183 yds., 11.4 avg., TD) despite playing just three games... Recorded his first two NFL receptions vs. Stl. (11/28), including a season-long 38-yard catch in the fourth quarter... Set a franchise record with 211 yards on seven kickoff returns (30.1 avg.) at Ari. (12/12)... Caught his first career touchdown pass on a 6-yard reception from quarterback Tim Tebow in the regular-season finale vs. S.D. (1/2).

COLLEGE: Decker was a two-sport athlete (football and baseball) at the University of Minnesota, where he played in 45 career football games (35 starts) and totaled 227 receptions for 3,119 yards (13.7 avg.) with 24 touchdowns... Totaled 11 career 100-yard receiving games and dropped only three passes in the 354 times he was targeted (0.85)... Led the Big Ten Conference and finished 15th in the nation with 94.8 receiving yards per game as a senior in 2009, earning second-team Lowe's Senior CLASS All-America honors... Set a school record with 84 receptions for 1,074 yards (12.8 avg.) with seven touchdowns as a junior in 2008, while receiving honorable mention All-America accolades and first-team All-Big Ten recognition... Played outfield for the Golden Gophers' baseball team and was drafted twice in the Major League Baseball Draft—by the Milwaukee Brewers in 2008 (38th round) and the Minnesota Twins in 2009 (27th round).

PERSONAL: Decker attended Rocori High School in Cold Spring, Minn., where he played football, basketball and baseball, earning all-conference, all-area and all-section honors in all three sports... Named Team MVP twice for football, recording 2,156 receiving yards with 28 touchdowns during his prep career... Earned a bachelor's degree in business and marketing at Minnesota... Eric Decker was born on March 15, 1987, in Cold Spring, Minn.

DECKER'S REGULAR SEASON RECORD

		RECEIVING							PUNT RETURNS						KICKOFF RETURNS				
Year	Club	G	S	No.	Yds.	Avg.	LG	TD	No.	FC	Yds.	Avg.	LG	TD	No.	Yds.	Avg.	LG	TD
2010	Denver	14	0	6	106	17.7	38	1	0	0	0	0.0	—	0	22	556	25.3	51	0
2011	Denver	16	13	44	612	13.9	56t	8	6	1	133	22.2	90t	1	2	50	25.0	34	0
2012	Denver	16	15	85	1,064	12.5	55	13	2	0	22	11.0	13	0	0	0	0.0	—	0
2013	Denver	16	16	87	1,288	14.8	61	11	1	2	2	2.0	2	0	0	0	0.0	—	0
CAREER TOTALS		62	44	222	3,070	13.8	61	33	9	3	157	17.4	90t	1	24	606	25.3	51	0

ADDITIONAL STATISTICS: Special teams tackles — 2010 (9), TOTAL (9). Miscellaneous tackles — 2011 (2), 2012 (3), 2013 (3) TOTAL (8). Rushes — 2011 (1-1, 1.0 avg., 1 LG), TOTAL (1-1, 1.0 avg., 1 LG).

DECKER'S POSTSEASON RECORD

		RECEIVING							PUNT RETURNS							KICKOFF RETURNS				
Year	Club	G	S	No.	Yds.	Avg.	LG	TD	No.	FC	Yds.	Avg.	LG	TD	No.	Yds.	Avg.	LG	TD	
2011	Denver	1	1	0	0	0.0	—	0	0	0	0	0.0	—	0	0	0	0.0	—	0	
2012	Denver	1	1	6	84	14.0	32	0	0	0	0	0.0	—	0	0	0	0.0	—	0	
2013	Denver	3	3	8	111	13.9	21	0	4	1	75	18.8	47	0	0	0	0.0	—	0	
CAREER TOTALS		5	5	14	195	13.9	32	0	4	1	75	18.8	47	0	0	0	0.0	—	0	

ADDITIONAL STATISTICS: Rushes — 2011 (1-9, 9.0 avg., 9 LG), TOTAL (1-9, 9.0 avg., 9 LG).

DECKER'S SINGLE-GAME HIGHS

(Postseason in parentheses)

Receptions — 10 at Houston, 12/22/13 (6 vs. Baltimore, 1/12/13). **Receiving yards** — 174 at Kansas City, 12/1/13 (84 vs. Baltimore, 1/12/13). **Longest reception** — 61 vs. Oakland, 9/23/13 (32 vs. Baltimore, 1/12/13). **Receiving touchdowns** — 4* at Kansas City, 12/1/13 (none). **Kick returns** — 7, twice, last at Oakland, 12/19/10 (none). **Kick return yards** — 211* at Arizona, 12/12/10 (none). **Longest kick return** — 51 at Arizona, 12/12/10 (none). **Kick return touchdowns** — None (none). **Punt returns** — 5 vs. Oakland, 9/12/11 (3 vs. San Diego, 1/12/14). **Punt return yards** — 128 vs. Oakland, 9/12/11 (66 vs. San Diego, 1/12/14). **Longest punt return** — 90t vs. Oakland, 9/12/11 (47 vs. San Diego, 1/12/14). **Punt return touchdowns** — 90t vs. Oakland, 9/12/11 (none).

*franchise record

DECKER'S 100-YARD RECEIVING GAMES (8)

*denotes win (Decker's teams are 7-2 when he records 100 or more yards receiving in a game.)

Date	Opponent	No.	Yds.	Avg.	LG	TD
9/18/11	vs. Cincinnati*	5	113	22.6	52t	2
9/23/12	vs. Houston	8	136	17.0	35	0
12/16/12	at Baltimore*	8	133	16.6	51t	1
9/23/13	vs. Oakland*	8	133	16.6	61	1
10/20/13	at Indianapolis	8	150	18.8	49	1
12/1/13	at Kansas City*	8	174	21.8	42	4
12/8/13	vs. Tennessee*	8	117	14.6	24	1
12/22/13	at Houston*	10	131	13.1	35	2


ERIC DECKER'S GAME-BY-GAME

(Victories asterisked)

2013 DENVER			RECEIVING					KICK RETURNS					PUNT RETURNS				
Date	Opponent	P/S	No.	Yds.	Avg.	LG	TD	No.	Yds.	Avg.	LG	TD	No.	Yds.	Avg.	LG	TD
Sep 5	vs. Baltimore*	S	2	32	16.0	27	0	0	0	0.0	—	0	0	0	0.0	—	0
Sep 15	at N.Y. Giants*	S	9	87	9.7	19	0	0	0	0.0	—	0	0	0	0.0	—	0
Sep 23	vs. Oakland*	S	8	133	16.6	61	1	0	0	0.0	—	0	0	0	0.0	—	0
Sep 29	vs. Philadelphia*	S	5	88	17.6	52	0	0	0	0.0	—	0	0	0	0.0	—	0
Oct 6	at Dallas*	S	5	87	17.4	57	1	0	0	0.0	—	0	0	0	0.0	—	0
Oct 13	vs. Jacksonville*	S	5	50	10.0	23	0	0	0	0.0	—	0	0	0	0.0	—	0
Oct 20	at Indianapolis	S	8	150	18.8	49	1	0	0	0.0	—	0	0	0	0.0	—	0
Oct 27	vs. Washington*	S	4	42	10.5	19	0	0	0	0.0	—	0	0	0	0.0	—	0
Nov 10	at San Diego*	S	3	52	17.3	34	0	0	0	0.0	—	0	0	0	0.0	—	0
Nov 17	vs. Kansas City*	S	5	71	14.2	33	0	0	0	0.0	—	0	0	0	0.0	—	0
Nov 24	at New England	S	1	5	5.0	5	0	0	0	0.0	—	0	0	0	0.0	—	0
Dec 1	at Kansas City*	S	8	174	21.8	42	4	0	0	0.0	—	0	0	0	0.0	—	0
Dec 8	vs. Tennessee*	S	8	117	14.6	24	1	0	0	0.0	—	0	1	2	2.0	2	0
Dec 12	vs. San Diego	S	2	42	21.0	21	0	0	0	0.0	—	0	0	0	0.0	—	0
Dec 22	at Houston*	S	10	131	13.1	35	2	0	0	0.0	—	0	0	0	0.0	—	0
Dec 29	at Oakland*	S	4	27	6.8	12	1	0	0	0.0	—	0	0	0	0.0	—	0
Regular Season Totals		16/16	87	1,288	14.8	61	11	0	0	0.0	—	0	1	2	2.0	2	0
ADDITIONAL STATISTICS: Miscellaneous tackles — 3. Fair catches — 2.																	
Jan 12	vs. San Diego†*	S	2	32	16.0	19	0	0	0	0.0	—	0	3	66	22.0	47	0
Jan 19	vs. New England#*	S	5	73	14.6	21	0	0	0	0.0	—	0	0	0	0.0	—	0
Feb 2	vs. Seattle\$	S	1	6	6.0	6	0	0	0	0.0	—	0	1	9	9.0	9	0
Postseason Totals		3/3	8	111	13.9	21	0	0	0	0.0	—	0	4	75	22.0	47	0

ADDITIONAL STATISTICS: Fair catches — 1.

†AFC Divisional Playoff Game; #AFC Championship Game; \$Super Bowl XLVIII



JOEL DREESSEN

81

TIGHT END

6-4 • 245 • 8TH YR. • COLORADO STATE

BORN: July 26, 1982, in Ida Grove, Iowa

HIGH SCHOOL: Fort Morgan (Colo.) High School

ACQUIRED: Unrestricted Free Agent (Houston), 2012

NFL YEAR: 8th • YEAR WITH BRONCOS: 2nd

NFL GAMES PLAYED/STARTED: 120/49 • POSTSEASON GP/GS: 3/1



DREESSEN AT A GLANCE:

- An eighth-year tight end who opened at least 10 games in each of his last four seasons, including a career-best 15 starts in his first campaign with the Broncos in 2012.
- Posted a career-high 41 receptions for 356 yards (8.7 avg.) with five touchdowns in 2012, while seeing time in more than 75 percent of Denver's offensive snaps.
- Entered 2013 ranked fifth among NFL tight ends in percentage of catches resulting in touchdowns (14.3% / 15-of-105) since 2010 (min. 40 rec.).
- Played in at least 13 games during each of his seven NFL seasons, including all 16 regular-season contests during the last five years.
- Owns 30 career special-teams tackles and has experience as a long snapper.
- Started all 45 games played at Colorado State University, where he totaled 123 receptions for 1,295 yards (10.5 avg.) with 10 touchdowns and was a two-time first-team All-Mountain West Conference selection.
- Joined the Broncos as an unrestricted free agent on March 29, 2012.
- Selected by the N.Y. Jets in the sixth round (198th overall) of the 2005 NFL Draft.

CAREER TRANSACTIONS: Signed by N.Y. Jets as a draft choice 7/25/05; Waived by N.Y. Jets 9/2/06; Signed by Houston to a future contract 1/2/07; Waived by Houston 9/13/07; Signed by Houston 9/25/07; Signed by Denver as an unrestricted free agent 3/29/12.



2013: Dreessen played 13 regular-season games and totaled seven catches for 47 yards (6.7 avg.) with one touchdown... Made two special-teams stops at Ind. (10/20)... Caught a 1-yard touchdown pass on 4th-and-goal vs. Was. (10/27).

2012: Dreessen participated in all 16 games (15 starts) for the fifth straight season and set a career high with 41 catches for 356 yards (8.7 avg.) and five touchdowns... Caught a touchdown pass for the third consecutive game at N.E. (10/7)... Tied a career high with six catches at S.D. (10/15)... Tied for a team-high with six catches in his first career postseason start in Denver's AFC Divisional Playoff Game vs. Bal. (1/12).

2011: Dreessen played all 16 regular-season games (10 starts) for the fourth consecutive year and totaled 28 receptions for 353 yards (12.6 avg.) while leading the team with a career-best six touchdowns... Added three special-teams tackles for the Texans... Caught four passes for a career-high 112 yards vs. Oak. (10/9)... Appeared in both of Houston's postseason contests but did not record any statistics.

2010: Dreessen saw time in all 16 games (10 starts) and recorded career highs in receptions (36) and receiving yards (518) in addition to contributing four touchdowns and three special-teams tackles... Recorded his first career 100-yard receiving game (4-106) at NYJ (11/21).

2009: Dreessen started a career-high 11 games and appeared in all 16 contests for Houston while registering 26 receptions for 320 yards (12.3 avg.) with one touchdown on offense... Handled long-snapping duties for the majority of the season and posted three stops on special teams... Caught a career-best six passes for 81 yards (13.5 avg.) with one touchdown vs. N.E. (1/3).

2008: Dreessen played all 16 games (3 starts) for the first time in his career and recorded 11 receptions for 77

DREESSEN HAS A KNACK FOR SCORING

HIGHEST PCT. OF CATCHES RESULTING IN TOUCHDOWNS, TIGHT ENDS, NFL, 2010-12 (MIN. 40 REC.)

Player	Rec.	TD	Pct.
1. Rob Gronkowski, N.E.	187	38	20.3
2. Kyle Rudolph, Min.	79	12	15.2
3. Antonio Gates, S.D.	163	24	14.7
4. Scott Chandler, Dal./Buf.	82	12	14.6
5. Joel Dreessen, Den./Hou.	105	15	14.3

yards (7.0 avg.) on offense along with eight tackles on special teams... Made his first career start in a double-tight end set vs. Mia. (10/12).

2007: Dreessen played 13 games (0 starts) and totaled four catches for 55 yards (13.8 avg.) with two touchdowns in addition to ranking second on the club with nine special-teams stops... Made his first career touchdown reception, a 28-yarder from Sage Rosenfels, at S.D. (10/28).

2006: Dreessen spent the season out of football after being waived by the N.Y. Jets at the conclusion of the preseason.

2005: Selected by the N.Y. Jets in the sixth round (198th overall) of the 2005 NFL Draft, Dreessen played 14 regular-season games (0 starts) as a rookie and contributed five receptions for 41 yards (8.2 avg.) and one special-teams tackle... Inactive for the Jets' first two games before seeing time in the remainder of the club's contests... Caught his first NFL pass, a 7-yarder, at Den. (11/20).

COLLEGE: Dreessen started all 45 games played at Colorado State University and caught 123 passes for 1,295 yards (10.5 avg.) with 10 touchdowns at tight end while also serving as the Rams' long snapper... Left the school ranked eighth on the program's all-time receptions list... Named a first-team All-Mountain West Conference selection following his sophomore and senior campaigns.

PERSONAL: Dreessen was an All-State and All-Colorado selection as a senior at Fort Morgan (Colo.) High School... Earned first-team All Conference honors during each of his final two prep seasons... Lettered four times each in football and track... Majored in management at Colorado State... Participated in the NFL Broadcast Boot Camp during the summer of 2012 and earned a guest co-hosting spot on SiriusXM NFL Radio with Lions wide receiver Nate Burleson... Joel Clifford Dreessen was born on July 26, 1982, in Ida Grove, Iowa.

DREESSEN'S REGULAR SEASON RECORD

Year	Club	G	S	No.	RECEIVING				TD	TDr	SCORING				2pt	Pts.
					Yds.	Avg.	LG	TD			TDp	TDrt	TDp	TDrt		
2005	N.Y. Jets	14	0	5	41	8.2	17	0	0	0	0	0	0	0	0	0
2007	Houston	13	0	4	55	13.8	28t	2	2	0	2	0	0	0	0	12
2008	Houston	16	3	11	77	7.0	13	0	0	0	0	0	0	0	0	0
2009	Houston	16	11	26	320	12.3	25t	1	1	0	1	0	0	0	0	6
2010	Houston	16	10	36	518	14.4	43t	4	4	0	4	0	0	0	0	24
2011	Houston	16	10	28	353	12.6	56t	6	6	0	6	0	0	0	0	36
2012	Denver	16	15	41	356	8.7	30	5	5	0	5	0	0	0	0	30
2013	Denver	13	0	7	47	6.7	14	1	1	0	1	0	0	0	0	0
CAREER TOTALS		120	49	158	1,767	11.2	56t	19	19	0	19	0	0	0	0	108

ADDITIONAL STATISTICS: Special teams tackles — 2005 (1), 2007 (9), 2008 (8), 2009 (3), 2010 (3), 2011 (4), 2013 (3) TOTAL (31).

DREESSEN'S POSTSEASON RECORD

Year	Club	G	S	No.	RECEIVING				TD	TDr	SCORING				2pt	Pts.
					Yds.	Avg.	LG	TD			TDp	TDrt	TDp	TDrt		
2011	Houston	2	0	0	0	0.0	—	0	0	0	0	0	0	0	0	0
2012	Denver	1	1	6	46	7.7	11	0	0	0	0	0	0	0	0	0
CAREER TOTALS		3	1	6	46	7.7	11	0	0	0	0	0	0	0	0	0

DREESSEN'S SINGLE GAME HIGHS

(Postseason in parentheses)

Receptions — 6, twice, last at San Diego, 10/15/12 (6 vs. Baltimore, 1/12/13). **Receiving yards** — 112 vs. Oakland, 10/9/11 (46 vs. Baltimore, 1/12/13). **Longest reception** — 56t vs. Oakland, 10/9/11 (11 vs. Baltimore, 1/12/13). **Receiving touchdowns** — 1, 19 times, last vs. Washington, 10/27/13 (none).

DREESSEN'S 100-YARD RECEIVING GAMES (2)

*denotes win (Dreessen's teams are 0-2 when he records 100 or more yards receiving in a game.)

Date	Opponent	No.	Yds.	Avg.	LG	TD
11/21/10	at N.Y. Jets	4	106	26.5	43t	1
10/9/11	vs. Oakland	5	112	22.4	56t	1

JOEL DREESSEN'S GAME-BY-GAME

(Victories asterisked)

2013 DENVER			RECEIVING					SCORING	
Date	Opponent	P/S	No.	Yds.	Avg.	LG	TD	2pt.	Pts.
Sep 5	vs. Baltimore*				INACTIVE				
Sep 15	at N.Y. Giants*				INACTIVE				
Sep 23	vs. Oakland*				INACTIVE				
Sep 29	vs. Philadelphia*	P	0	0	0.0	—	0	0	0
Oct 6	at Dallas*	P	0	0	0.0	—	0	0	0
Oct 13	vs. Jacksonville*	P	1	4	4.0	4	0	0	0
Oct 20	at Indianapolis*	P	0	0	0.0	—	0	0	0
Oct 27	vs. Washington*	P	2	9	4.5	8	1	0	6
Nov 10	at San Diego*	P	0	0	0.0	—	0	0	0
Nov 17	vs. Kansas City*	P	0	0	0.0	—	0	0	0
Nov 24	at New England	P	0	0	0.0	—	0	0	0
Dec 1	at Kansas City*	P	0	0	0.0	—	0	0	0
Dec 8	vs. Tennessee*	P	1	8	8.0	8	0	0	0
Dec 12	vs. San Diego	P	0	0	0.0	—	0	0	0
Dec 22	at Houston*	P	0	0	0.0	—	0	0	0
Dec 29	at Oakland*	P	3	26	8.7	14	0	0	0
Regular Season Totals		13/0	7	47	6.7	14	1	0	6
ADDITIONAL STATISTICS: Special teams tackles — 3.									
Jan 12	vs. San Diego†*				INACTIVE				
Jan 19	vs. New England#*				INACTIVE				
Feb 2	vs. Seattle\$				INACTIVE				
Regular Season Totals		0/0	0	0	0.0	—	0	0	0

†AFC Divisional Playoff Game; #AFC Championship Game; \$Super Bowl XLVIII



ZAC DYSSERT

2

QUARTERBACK



6-3 • 221 • R • MIAMI (OHIO)

BORN: Feb. 8, 1990, in Ada, Ohio

HIGH SCHOOL: Ada (Ohio) High School

ACQUIRED: Drafted #7 (234th overall), 2013

NFL YEAR: 1st • **YEAR WITH BRONCOS:** 1st

NFL GAMES PLAYED/STARTED: 0/0 • **POSTSEASON GP/GS:** 0/0

DYSSERT AT A GLANCE:

- A quarterback who accounted for a school-record 12,678 yards of total offense (12,013 passing, 665 rushing) as a four-year starter at Miami (Ohio) University, breaking Ben Roethlisberger's career mark and placing second in Mid-American Conference history.
- Finished his tenure with the RedHawks as the team's first-ever three-time captain and completed 1,066-of-1,672 passes (63.8%) for 12,013 yards with 73 touchdowns and 51 interceptions in addition to rushing for 665 net yards and 12 scores on the ground.
- Topped the 300-yard passing mark in 19 career contests and threw at least five touchdown passes five times during his career.
- Became the first NCAA FBS player to pass for 500 yards (516) and rush for 100 yards (108) in a single game with his performance at Akron (9/29/12).
- Attended Ada (Ohio) High School, where he accumulated 11,174 career passing yards to rank second all-time in Ohio prep football history.
- Selected by the Broncos in the seventh round (234th overall) of the 2013 NFL Draft.

CAREER TRANSACTIONS: Signed by Denver as a draft choice 5/13/13.



2013: Dysert was a gameday inactive for all 16 games as a rookie in 2013.

2012: Dysert started all 12 games for Miami (Ohio) University and completed 302-of-480 passes (62.9%) for 3,483 yards with 25 touchdowns and 12 interceptions... Rushed for a career-best 265 yards and two touchdowns on 108 attempts... Ranked second in the Mid-American Conference with 312.3 yards of total offense per game to earn third-team all-league honors... Set a school record with six touchdown passes at Akron (9/29) and became the first NCAA FBS player to pass for 500 yards (516) and run for 100 yards (108) in a single game.

2011: Dysert opened all 12 games for the RedHawks and threw for 3,513 yards and 23 touchdown (11 INT) on 295-of-448 passing (65.8%)... Added 115 yards and four scores on the ground... Ranked 11th in the nation with 292.8 passing yards per game, accounting for 300 or more yards through the air in seven contests.

2010: Dysert started the season's first 10 games and completed 222-of-343 passes (64.7%) for 2,406 yards with 13 touchdowns and 12 interceptions... Ruptured his spleen at Bowling Green (11/10) and missed the last three regular-season games before returning as a holder for placekicks in the GoDaddy.com Bowl vs. Middle Tennessee (1/6).

2009: Dysert saw action in 11 games (9 starts) and ranked fourth in the MAC with 237.3 passing yards per game after completing 247-of-401 passes (61.6%) for 2,611 yards with 12 touchdowns and 16 interceptions... Finished as Miami's second-leading rusher with 258 yards and five touchdowns on 149 attempts... Threw for 337 yards on 31-of-53 passing at Kent State (9/26) in his first career start.

2008: Dysert redshirted as a true freshman at Miami (Ohio) and was named the RedHawks' Offensive Scout Team Player of the Year.

HIGH SCHOOL: Dysert received the Ohio Coaches Association Art Teynor Award as Ohio's all-division Player of the Year following his senior season at Ada (Ohio) High School... Finished his prep career with 11,174 passing yards to rank second in Ohio high school football history and added 100 scores through the air... Passed for 3,714 yards and 35 touchdowns as a senior despite missing three-and-a-half games with a broken thumb (still played wide receiver and linebacker in those contests)... Captained Ada's basketball and baseball teams.

PERSONAL: Dysert's father, Greg, played college basketball at Eastern Baptist... Majored in physical education at Miami... Zac Dysert was born on Feb. 8, 1990, in Ada, Ohio, the town where the Wilson football factory makes all of the NFL's footballs.

DYSERT'S COLLEGIATE RECORD — MIAMI (OHIO)

Year	School	G	S	Att.	Comp.	Pct.	Yds.	Yds./Att.	TD	%	Int.	%	LG	Sk/Yds.	Rtg.
2008	Miami (Ohio)						REDSHIRTED								
2009	Miami (Ohio)	11	9	401	247	61.6	2,611	6.5	12	3.0	16	4.0	50	50/327	118.2
2010	Miami (Ohio)	11	10	343	222	64.7	2,406	7.0	13	3.8	12	3.5	81	26/181	129.2
2011	Miami (Ohio)	12	12	448	295	65.8	3,513	7.8	23	5.1	11	2.5	71	46/342	143.7
2012	Miami (Ohio)	12	12	480	302	62.9	3,483	7.3	25	5.2	12	2.5	68	35/218	136.1
CAREER TOTALS		46	43	1,672	1,066	63.8	12,013	7.2	73	4.4	51	3.1	81	157/1,068	132.4

ADDITIONAL STATISTICS: Rushing — 2009 (149 for 258 yds., 1.7 avg., 23 LG, 5 TD), 2010 (79 for 27 yds., 0.3 avg., 16 LG, 1 TD), 2011 (125 for 115 yds., 0.9 avg., 24 LG, 4 TD), 2012 (108 for 265 yds., 2.5 avg., 40 LG, 2 TD), TOTAL (461 for 665 yds., 1.4 avg., 40 LG, 12 TD). Punting — 2011 (6 for 178 yds., 29.7 avg., 36 LG), 2012 (3 for 100 yds., 33.3 avg., 41 LG), TOTAL (9 for 278 yds., 30.9 avg., 41 LG).

ZACH DYSERT'S GAME-BY-GAME

(Victories asterisked)

2013 DENVER	PASSING										RUSHING				
Opponent	P/S	Att.	Comp.	Yds.	Pct.	TD	INT	LG	S/Yds.	Rtg.	Att.	Yds.	Avg.	LG	TD
vs. Bal. (9/5)*								INACTIVE							
at NYG. (9/15)*								INACTIVE							
vs. Oak. (9/23)*								INACTIVE							
vs. Phi. (9/29)*								INACTIVE							
at Dal. (10/6)*								INACTIVE							
vs. Jac. (10/13)*								INACTIVE							
at Ind. (10/20)								INACTIVE							
vs. Was. (10/27)*								INACTIVE							
at S.D. (11/10)*								INACTIVE							
vs. K.C. (11/17)*								INACTIVE							
at N.E. (11/24)								INACTIVE							
at K.C. (12/1)*								INACTIVE							
vs. Ten. (12/8)*								INACTIVE							
vs. S.D. (12/12)								INACTIVE							
at Hou. (12/22)*								INACTIVE							
at Oak. (12/29)*								INACTIVE							
Regular Season Totals	0/0	0	0	0	0.0	0	0	—	0/0	0.0	0	0	0.0	—	0
vs. S.D. (1/12) [†] *								INACTIVE							
vs. N.E. (1/19) [#] *								INACTIVE							
vs. Sea. (2/2) ^{\$}								INACTIVE							
Postseason Totals	0/0	0	0	0	0.0	0	0	—	0/0	0.0	0	0	0.0	—	0

[†]AFC Divisional Playoff Game; [#]AFC Championship Game; ^{\$}Super Bowl XLVIII



ORLANDO FRANKLIN

74

OFFENSIVE TACKLE

6-7 • 320 • 3RD YR. • MIAMI

BORN: Dec. 16, 1987, in Kingston, Jamaica

HIGH SCHOOL: Atlantic High School, Delray Beach, Fla.

ACQUIRED: Draft #2b (46th overall), 2011

NFL YEAR: 3rd • **YEAR WITH BRONCOS:** 3rd

NFL GAMES PLAYED/STARTED: 47/47 • **POSTSEASON GP/GS:** 6/6



FRANKLIN AT A GLANCE:

- A third-year player who has started 47 games in his first three NFL seasons.
- Allowed the fewest sacks (3.5) in the NFL among 16-game starting right tackles in 2012.
- Became the first right tackle and just the sixth offensive lineman overall in team history to start every regular-season game as a rookie in 2011.
- Named to the All-Rookie Team by *Football Outsiders* after opening all 16 regular-season contests and playing in 98.2 percent of the team's offensive snaps in 2011 while helping the club lead the NFL in rushing with a franchise-record 164.5 yards per game on the ground.
- Played 51 games (39 starts) at left guard and left tackle during his career at the University of Miami, twice earning All-Atlantic Coast Conference recognition.
- Voted the Miami Sports Hall of Fame Unsung Hero and was a second-team All-ACC selection following his senior season in 2010 when he led the Hurricanes with 61 pancake blocks to go along with 16 cut blocks.
- Grew up in Toronto, Canada and played two seasons of high school football before moving to Florida to receive college recruiting attention.
- Lived in Jamaica until the age of 3 before moving to Canada.
- Selected by the Broncos in the second round (46th overall) of the 2011 NFL Draft.

CAREER TRANSACTIONS: Signed by Denver as a draft choice 7/27/11.



2013: Franklin started 15 regular-season games for the Broncos in 2013... Was part of an offensive line unit that allowed the fewest sacks (20) in the NFL, as well as the most games allowing zero sacks (6)... Was a member of an offensive line group that was named a collective offensive player of the week by Sports Illustrated's Peter King for its performance in which it allowed zero sacks and zero quarterback hits against the NFL's top-ranked sack defense vs. K.C. (11/17)... Started all three postseason contests... Part of an offensive line that did not allow a sack in Denver's Divisional-Round win vs. S.D. (1/12)... Part of an offensive line that did not allow a sack or a QB hit in the AFC Championship Game vs. N.E. (1/19).

2012: Franklin started all 16 regular-season games for the second consecutive season to start his career and tied for third among 16-game-starting tackles with just 3.5 sacks allowed (first among right tackles)... Blocked for an offensive line that gave up the second-fewest sacks (21) in the NFL.

2011: Selected by the Broncos in the second round (46th overall) of the 2011 NFL Draft, Franklin opened all 16 regular-season games and both playoff contests for the Broncos at right tackle... Earned all-rookie honors from *Football Outsiders* after playing in 98.2 of the team's offensive snaps and blocking for a rushing attack that ranked first in the league with a team-record 164.5 yards per game.

COLLEGE: Franklin played 51 career games (39 starts) at the University of Miami at left guard and left tackle, earning All-Atlantic Coast Conference recognition following his final two seasons... Led the team with 61 pancake blocks and 16 cut blocks his senior season and received the Miami Sports Hall of Fame Unsung Hero Award as

FRANKLIN PROTECTS THE QUARTERBACK

FEWEST SACKS ALLOWED, 16-GAME STARTING TACKLES, NFL, 2012 (Stats Inc.)

Player	Pos.	GS	No.
1. Ryan Clady, Den.	LT	16	1.0
2. Max Starks, Pit.	LT	16	3.0
3. Orlando Franklin, Den.	RT	16	3.5
Sam Baker, Atl.	LT	16	3.5
Nate Solder, N.E.	LT	16	3.5

FRANKLIN STARTS EVERY GAME AS A ROOKIE

ROOKIE OFFENSIVE LINEMEN TO START EVERY REGULAR-SEASON GAME, BRONCOS HISTORY

Player	Pos.	Year
Orlando Franklin	RT	2011
J.D. Walton	C	2010
Ryan Clady	LT	2008
Russell Freeman	LT	1992
Tom Glassic	LG	1976
Claudio Minor	LT	1974

the Hurricanes ranked first in the ACC with a school-record 5,477 yards of total offense (421.3 ypg.)... Graded out to 95 percent as a junior while opening 11 contests at left guard and two games at left tackle... Started 11-of-13 games played as a sophomore and saw time in 12 contests (3 starts) as a true freshman in 2007 to share the school's Rookie of the Year Award.

PERSONAL: Franklin allowed zero sacks as a senior in his only season at Atlantic High School in Delray Beach, Fla., where he was rated as the No. 2 offensive tackle on the *Florida Times-Union* Super 75 Team... Played two seasons of high school football in Toronto, Canada before relocating to Florida to receive recruiting attention... Grew up in Toronto after moving from Jamaica at the age of 3... Orlando Franklin was born on Dec. 16, 1987, in Kingston, Jamaica.

FRANKLIN'S REGULAR SEASON RECORD

Year	Club	G	S
2011	Denver	16	16
2012	Denver	16	16
2013	Denver	15	15
CAREER TOTALS		47	47

ADDITIONAL STATISTICS: Fumbles — 2011 (1 FR), TOTAL (1 FR). Miscellaneous tackles — 2011 (1), 2012 (3), 2013 (2) TOTAL (6).

FRANKLIN'S POSTSEASON RECORD

Year	Club	G	S
2011	Denver	2	2
2012	Denver	1	1
2013	Denver	3	3
CAREER TOTALS		6	6

ADDITIONAL STATISTICS: Miscellaneous tackles — 2013 (1) TOTAL (1).



SIONE FUA

98

DEFENSIVE TACKLE

6-1 • 310 • 3RD Yr. • STANFORD

BORN: June 15, 1988, in Encino, Calif.

HIGH SCHOOL: Crespi Carmelite High School, Encino, Calif.

ACQUIRED: Free Agent, 2013

NFL YEAR: 3rd • YEAR WITH BRONCOS: 1st

NFL GAMES PLAYED/STARTED: 29/12 • POSTSEASON GP/GS: 0/0



FUA AT A GLANCE:

- A third-year defensive tackle who played 29 games (12 starts) with Carolina (2011-13) and Denver (2013) in his first three NFL seasons.
- Started 11 games as a rookie for Carolina before a hamstring injury ended his season.
- Totaled 80 tackles, including 16 for a loss with nine sacks in 50 games (31 starts) at Stanford.
- Earned second-team All-Pacific-10 Conference honors as a senior with the Cardinal.
- Joined the Broncos as a free agent on Nov. 27, 2013.
- Entered the NFL with Carolina as a third-round pick (97th overall) in the 2011 NFL Draft.

CAREER TRANSACTIONS: Signed by Carolina as a draft choice 7/29/11; Waived by Carolina 8/31/13; Signed by Carolina 9/11/13; Waived by Carolina 11/12/13; Signed by Denver 11/27/13.



2013: Fua played four games with Carolina and Denver in 2013... Appeared in three games with the Panthers before signing with Denver as a free agent on Nov. 27... Made his Broncos debut and posted one tackle vs. Ten. (12/8).

2012: Fua played 13 games (1 start) with Carolina, totaling 17 tackles (8 solo) and forcing one fumble... Forced his first career fumble at Phi. (11/26).

2011: Fua started all 11 games he played for the Panthers before suffering a season-ending hamstring injury... Totaled 15 tackles (11 solo)... Made a career-best six tackles vs. N.O. (10/9).

COLLEGE: Fua totaled 80 tackles, including 16 for a loss, with nine sacks, two forced fumbles, one fumble recovery and two pass breakups in 50 career games (31 starts) at Stanford... Earned second-team all-conference honors as a senior in 2010... Served as one of the team's tri-captains as a senior... Tied for third on the team with 4.5 sacks during his final season... Named to the All-Pac-10 honorable mention team as a junior... Posted three sacks as a sophomore... Played 12 games as a freshman.

PERSONAL: Fua attended Crespi Carmelite High School in Encino, Calif.... Name is pronounced see-OH-nay FOO-ah... Sione Fua was born on June 15, 1988 in Encino, Calif.

FUA'S REGULAR SEASON RECORD

Year	Club	G	S	UT	A	TT	S-Yds.	I-Yds.	PD	FF	FR	TD-Int.	TD-FR	S	Pts.
2011	Carolina	11	11	11	4	15	0-0	0-0	0	0	0	0	0	0	0
2012	Carolina	13	1	8	9	17	0-0	0-0	0	1	0	0	0	0	0
2013	Car./Den.	5	0	0	1	1	0-0	0-0	0	0	0	0	0	0	0
CAREER TOTALS		29	12	19	14	33	0-0	0-0	0	1	0	0	0	0	0
BRONCOS TOTALS		1	0	0	1	1	0-0	0-0	0	0	0	0	0	0	0

FUA'S SINGLE-GAME HIGHS

(Postseason in parentheses)

Tackles — 6 vs. New Orleans, 10/9/11 (none). **Forced fumbles** — 1 at Philadelphia 11/26/12 (none).

SIONE FUA'S GAME-BY-GAME

(Victories asterisked)

2013 CAROLINA/DENVER		TACKLES								
Date	Opponent	P/S	UT	A	TT	S-Yds.	I-Yds.	PD	FF	FR
Week 1					NOT WITH TEAM					
Sep 15	at Buffalo [^]				INACTIVE					
Sep 22	vs. N.Y. Giants ^{*^}	P	0	0	0	0-0	0-0	0	0	0
Oct 6	at Arizona [^]	P	0	0	0	0-0	0-0	0	0	0
Oct 13	at Minnesota ^{*^}	P	0	0	0	0-0	0-0	0	0	0
Oct 20	vs. St. Louis ^{*^}				INACTIVE					
Oct 24	at Tampa Bay ^{*^}				INACTIVE					
Nov 3	vs. Atlanta ^{*^}				INACTIVE					
Nov 10	at San Francisco ^{*^}				DID NOT PLAY					
Weeks 11-12					NOT WITH TEAM					
Dec 1	at Kansas City [*]				DID NOT PLAY					
Dec 8	vs. Tennessee [*]	P	0	1	1	0-0	0-0	0	0	0
Dec 12	vs. San Diego	P	0	0	0	0-0	0-0	0	0	0
Dec 22	at Houston [*]				INACTIVE					
Dec 29	at Oakland [*]				INACTIVE					
Regular Season Totals		5/0	0	1	1	0-0	0-0	0	0	0
[^] With Carolina										
Jan 12	vs. San Diego [†]				INACTIVE					
Jan 19	vs. New England [#]				INACTIVE					
Feb 2	vs. Seattle ^{\$}				INACTIVE					
Postseason Totals		0/0	0	0	0	0-0	0-0	0	0	0

†AFC Divisional Playoff Game; #AFC Championship Game; \$Super Bowl XLVIII



VIRGIL GREEN

85

TIGHT END

6-5 • 255 • 3RD Yr. • NEVADA

BORN: Aug. 3, 1988, in Tulare, Calif.

HIGH SCHOOL: Tulare Union (Calif.) High School

ACQUIRED: Draft #7a (204th overall), 2011

NFL YEAR: 3rd • YEAR WITH BRONCOS: 3rd

NFL GAMES PLAYED/STARTED: 43/8 • POSTSEASON GP/GS: 6/1



GREEN AT A GLANCE:

- A third-year tight end who played 43 games (8 starts) in the regular season and three contests (1 start) in the playoffs during his first three years in the league.
- Saw action in 176 snaps on offense in 2012, catching five passes for 63 yards (12.6 avg.), while participating in an additional 202 snaps on special teams.
- Played 15 regular-season games (3 starts) and both playoff contests (1 start) for the Broncos as a rookie in 2011.
- Contributed mostly as a blocking tight end for Denver's league-leading rushing offense (164.5 ypg.) in 2011 in addition to catching three passes for 24 yards (8.0 avg.) and totaling three tackles as a mainstay on special teams.
- Played 50 career games (34 starts) for the University of Nevada and helped the Wolf Pack average 500.2 yards per game during his four-year career (2007-10) to rank third in the nation in that period.
- Secured first-team All-Western Athletic Conference honors following his senior campaign at Nevada in which he totaled a career-high 35 receptions for 515 yards (14.7 avg.) with five touchdowns.
- Named Nevada's Strength and Conditioning Athlete of the Year as a junior in 2009 in addition to being selected to the All-WAC second team.
- Selected by the Broncos in the seventh round (204th overall) of the 2011 NFL Draft.

CAREER TRANSACTIONS: Signed by Denver as a draft choice 7/27/11.



2013: Green played all 16 regular-season games for the first time in his career, matching a career-high with three starts... Caught a career-best nine passes for 45 yards (5.0 avg.)... Finished with three special-teams stops... Made a special-teams tackle vs. Jac. (10/13)... Posted a special-teams stop vs. K.C. (11/17)... Made a special-teams tackle at Hou. (12/22)... Appeared in all three playoff games, carrying the ball once for six yards.

2012: Green played 12 regular-season games (2 starts) for the Broncos, setting career highs with five catches for 63 yards (12.6 avg.)... Caught a career-best three passes for 44 yards, including a long of 28 yards, vs. N.O. (10/28)... Recovered an onside kick late in the fourth quarter vs. S.D. (11/18).

2011: Selected by Denver in the seventh round (204th overall) of the 2011 NFL Draft, Green played 15 regular-season games (3 starts) and contributed three catches for 24 yards (8.0 avg.) in addition to blocking for the league's No. 1 rushing attack (164.5 ypg.)... Logged the fourth-most plays on special teams for the Broncos and totaled three tackles on those units... Played in both of Denver's postseason contests, including a start in the Broncos AFC Divisional Playoff Game at N.E. (1/14).

COLLEGE: Green played 50 career games (34 starts) at the University of Nevada and totaled 72 receptions for 939 yards (13.0 avg.) with 11 touchdowns while helping the Wolf Pack rank fifth in the nation with 500.2 total yards per game from 2007-10... Recorded a personal-best 35 catches for 515 yards (14.7 avg.) with five touchdowns in his senior campaign to earn first-team All-Mountain West Conference honors... Named the Nevada Strength and Conditioning Athlete of the Year as a junior in 2009 in addition to being selected to the All-WAC second team.

PERSONAL: Green totaled 61 receptions for 1,014 yards (16.6 avg.) with 12 touchdowns during his career at Tulare Union (Calif.) High School, where he earned first-team All-East Yosemite League honors following his senior season... Lettered four years in basketball and another in track and field... Majored in general studies at Nevada... Virgil Leo Green was born on Aug. 3, 1988, in Tulare, Calif.

GREEN'S REGULAR SEASON RECORD

		RECEIVING							SCORING					
Year	Club	G	S	No.	Yds.	Avg.	LG	TD	TD	TD _r	TD _p	TD _r t	2pt	Pts.
2011	Denver	15	3	3	24	8.0	9	0	0	0	0	0	0	0
2012	Denver	12	2	5	63	12.6	28	0	0	0	0	0	0	0
2013	Denver	16	3	9	45	5.0	10	0	0	0	0	0	0	0
CAREER TOTALS		43	8	17	132	7.8	28	0	0	0	0	0	0	0

ADDITIONAL STATISTICS: *Special teams tackles — 2011 (3), 2012 (1), 2013 (3) TOTAL (7). Miscellaneous tackles — 2011 (1), TOTAL (1).*

GREEN'S POSTSEASON RECORD

		RECEIVING						SCORING						
Year	Club	G	S	No.	Yds.	Avg.	LG	TD	TD	TD _r	TD _p	TD _r t	2pt	Pts.
2011	Denver	2	1	0	0	0.0	—	0	0	0	0	0	0	0
2012	Denver	1	0	0	0	0.0	—	0	0	0	0	0	0	0
2013	Denver	3	0	1	3	3.0	3	0	0	0	0	0	0	0
CAREER TOTALS		6	1	1	3	3.0	3	0	0	0	0	0	0	0

ADDITIONAL STATISTICS: *Rushing —1 carry for 6 yards.*

GREEN'S SINGLE GAME HIGHS

(Postseason in parentheses)

Receptions — 3 vs. New Orleans, 10/28/12 (1 vs. San Diego, 1/12/14). **Receiving yards** — 44 vs. New Orleans, 10/28/12 (3 vs. San Diego, 1/12/14). **Longest reception** — 28 vs. New Orleans, 10/28/12 (3 vs. San Diego, 1/12/14). **Receiving touchdowns** — None (none).

VIRGIL GREEN'S GAME-BY-GAME

(Victories asterisked)

2013 DENVER			RECEIVING						SCORING	
Date	Opponent	P/S	No.	Yds.	Avg.	LG	TD		2pt.	Pts.
Sep 5	vs. Baltimore*	P	0	0	0.0	—	0		0	0
Sep 15	at N.Y. Giants*	P	1	5	5.0	5	0		0	0
Sep 23	vs. Oakland*	P	1	3	3.0	3	0		0	0
Sep 29	vs. Philadelphia*	P	1	5	5.0	5	0		0	0
Oct 6	at Dallas*	P	0	0	0.0	—	0		0	0
Oct 13	vs. Jacksonville*	P	0	0	0.0	—	0		0	0
Oct 20	at Indianapolis	P	0	0	0.0	—	0		0	0
Oct 27	vs. Washington*	P	0	0	0.0	—	0		0	0
Nov 10	at San Diego*	P	1	4	4.0	4	0		0	0
Nov 17	vs. Kansas City*	P	0	0	0.0	—	0		0	0
Nov 24	at New England	S	1	3	3.0	3	0		0	0
Dec 1	at Kansas City*	S	1	2	2.0	2	0		0	0
Dec 8	vs. Tennessee*	P	0	0	0.0	—	0		0	0
Dec 12	vs. San Diego	S	0	0	0.0	—	0		0	0
Dec 22	at Houston*	P	1	8	8.0	8	0		0	0
Dec 29	at Oakland*	P	2	15	7.5	10	0		0	0
Regular Season Totals			16/3	9	45	5.0	10	0	0	0
ADDITIONAL STATISTICS: <i>Special teams tackles — 3.</i>										
Jan 12	vs. San Diego [†]	P	1	3	3.0	3	0		0	0
Jan 19	vs. New England [#]	P	0	0	0.0	—	0		0	0
Feb 2	vs. Seattle ^{\$}	P	0	0	0.0	—	0		0	0
Postseason Totals			3/0	1	3	3.0	3	0	0	0

ADDITIONAL STATISTICS: *Rushing —1 carry for 6 yards.*

[†]AFC Divisional Playoff Game; [#]AFC Championship Game; ^{\$}Super Bowl XLVIII



RONNIE HILLMAN

21

RUNNING BACK

5-10 • 195 • 2ND YR. • SAN DIEGO STATE

BORN: Sept. 14, 1991, in Long Beach, Calif.

HIGH SCHOOL: La Habra (Calif.) High School

ACQUIRED: Draft #3 (67th overall), 2012

NFL YEAR: 2nd • YEAR WITH BRONCOS: 2nd

NFL GAMES PLAYED/STARTED: 24/0 • POSTSEASON GP/GS: 1/0



HILLMAN AT A GLANCE:

- A second-year running back who finished third on the Broncos with 330 rushing yards and one touchdown as the NFL's youngest player in 2012.
- Recorded a Broncos postseason rookie-record 22 carries for 83 yards (3.8 avg.) in Denver's AFC Divisional Playoff Game vs. Baltimore (1/12/13).
- Played 26 games (20 starts) at San Diego State University and finished third in school history with 3,243 yards rushing in just two seasons with the Aztecs.
- Totaled 15 100-yard rushing games and three 200-yard outputs to go along with 36 rushing scores during his collegiate career at SDSU.
- Received first-team All-Mountain West Conference honors following both of his seasons in addition to being selected as the MWC Freshman of the Year in 2010.
- Selected by the Broncos in the third round (67th overall) of the 2012 NFL Draft.

CAREER TRANSACTIONS: Signed by Denver as a draft choice 7/24/12.



2013: Hillman played 10 games and totaled 55 carries for 218 yards (4.0 avg.) for the Broncos in 2013... Averaged 7.3 yards per carry, rushing nine times for a game-high 66 yards on *Monday Night Football* vs. Oak. (9/23)... Set career highs with four catches for 42 yards at Dal. (10/6).

2012: Hillman was selected by the Broncos in the third round (67th overall) of the 2012 NFL Draft, Hillman played 14 regular-season games and finished third on the team with 330 rushing yards and one touchdown on 85 carries... Made his NFL debut, registering two carries for seven yards and one catch for one yard vs. Hou. (9/23)... Set career marks with 14 carries for 86 yards (6.1 avg.) and a long of 31 vs. N.O. (10/28)... Scored his first career touchdown on a 5-yard run at Car. (11/11)... Ran the ball a team-high 12 times, totaling 59 yards of offense vs. S.D. (11/18)... Had a career high with 15 carries at Bal. (12/16)... Relieved injured starter Knowshon Moreno in Denver's AFC Divisional Playoff Game vs. Bal. (1/12) and totaled 83 yards on 22 carries (3.8 avg.) to mark the most attempts by a Broncos rookie in postseason history.

COLLEGE: Hillman saw action in 26 games (20 starts) at San Diego State University and ranked third in school history with 3,243 yards rushing in just two seasons with the Aztecs... Accounted for 15 100-yard rushing games and three 200-yard outputs, while scoring 36 rushing touchdowns... Named first-team All-Mountain West Conference as a redshirt sophomore in 2011 after rushing for a career-high 1,711 yards and 19 touchdowns on 311 carries (5.5 avg.) and earning MWC Player of the Week honors on three occasions... Ranked fourth in the NCAA in rushing (131.6 ypg) and ninth in scoring (9.2 ppg) in 2011... Selected as the MWC Freshman of the Year in 2010 after totaling 262 carries for 1,532 yards (5.8 avg.) with 17 touchdowns.

PERSONAL: Hillman attended La Habra (Calif.) High School, where as a senior he led his team to the 2008 CIF Southern Section Southwest Division title after rushing for 1,251 yards and 14 touchdowns on just 97 carries (12.9 avg.)... Accounted for 2,104 all-purpose yards and 27 total touchdowns to earn first-team all-county pick honors from the *Orange County Register* in addition to being selected as the Freeway League MVP... Earned Southeast Division Offensive Player of the Year honors following his junior season in which he amassed 1,615 yards and 20 touchdowns rushing... Studied social science at San Diego State... Played on a youth football team in Los Angeles coached by rapper Snoop Dogg... Ronnie Hillman was born on Sept. 14, 1991, in Long Beach, Calif.

HILLMAN STEPS UP IN THE POSTSEASON

MOST RUSHING YARDS BY A ROOKIE, BRONCOS POSTSEASON HISTORY

Player	Opp. (Date)	Att.	Yds.	Avg.	TD
1. Bobby Humphrey	vs. Pit. (1/7/90)	18	85	4.7	0
2. Ronnie Hillman	vs. Bal. (1/12/13)	22*	83	3.8	0
3. Bobby Humphrey	vs. S.F. (1/28/90)	12	61	5.1	0
4. Quentin Griffin	at Ind. (1/4/04)	6	60	10.0	0
5. Tatum Bell	at Ind. (1/9/05)	12	49	4.1	1

*Broncos rookie postseason record

HILLMAN'S REGULAR SEASON RECORD

Year	Club	G	S	RUSHING					RECEIVING					SCORING					
				No.	Yds.	Avg.	LG	TD	No.	Yds.	Avg.	LG	TD	TD	TDr	TDp	TDrt	2pt	Pts.
2012	Denver	14	0	85	330	3.9	31	1	10	62	6.2	29	0	1	1	0	0	0	6
2013	Denver	10	0	55	218	4.0	19	1	12	119	9.9	19	0	1	1	0	0	0	6
CAREER TOTALS		24	0	140	548	3.9	31	2	22	181	8.2	29	0	2	2	0	0	0	12

HILLMAN'S POSTSEASON RECORD

Year	Club	G	S	RUSHING					RECEIVING					SCORING					
				No.	Yds.	Avg.	LG	TD	No.	Yds.	Avg.	LG	TD	TD	TDr	TDp	TDrt	2pt	Pts.
2012	Denver	1	0	22	83	3.8	11	0	3	20	6.7	11	0	0	0	0	0	0	0
CAREER TOTALS		1	0	22	83	3.8	11	0	3	20	6.7	11	0	0	0	0	0	0	0

HILLMAN'S SINGLE-GAME HIGHS

(Postseason in parentheses)

Rushes — 15 at Baltimore, 12/16/12 (22 vs. Baltimore, 1/12/13). **Rushing yards** — 86 vs. New Orleans, 10/28/12 (83 vs. Baltimore, 1/12/13). **Longest rush** — 31 vs. New Orleans, 10/28/12 (11 vs. Baltimore, 1/12/13). **Rushing touchdowns** — 1, twice, last vs. Oakland 9/23/13 (none). **Receptions** — 4 at Dallas, 10/6/13 (3 vs. Baltimore, 1/12/13). **Receiving yards** — 42 at Dallas, 10/6/13 (20 vs. Baltimore, 1/12/13). **Longest reception** — 29 vs. Oakland, 9/30/12 (11 vs. Baltimore, 1/12/13). **Receiving touchdowns** — None (none).

RONNIE HILLMAN'S GAME-BY-GAME

(Victories asterisked)

2013 DENVER			RUSHING					RECEIVING					SCORING		
Date	Opponent	P/S	No.	Yds.	Avg.	LG	TD	No.	Yds.	Avg.	LG	TD	2pt	Pts.	
Sep 5	vs. Baltimore*	P	4	15	3.8	7	0	2	27	13.5	17	0	0	0	
Sep 15	at N.Y. Giants*	P	1	3	3.0	3	0	0	0	0.0	—	0	0	0	
Sep 23	vs. Oakland*	P	9	66	7.3	19	1	1	12	12.0	12	0	0	6	
Sep 29	vs. Philadelphia*	P	11	36	3.3	10	0	2	21	10.5	14	0	0	0	
Oct 6	at Dallas*	P	7	17	2.4	17	0	4	42	10.5	19	0	0	0	
Oct 13	vs. Jacksonville*	P	4	20	5.0	11	0	2	16	8.0	11	0	0	0	
Oct 20	at Indianapolis	P	4	25	6.3	14	0	1	1	1.0	1	0	0	0	
Oct 27	vs. Washington*														
Nov 10	at San Diego*														
Nov 17	vs. Kansas City*														
Nov 24	at New England														
Dec 1	at Kansas City*	P	0	0	0.0	—	0	0	0	0.0	—	0	0	0	
Dec 8	vs. Tennessee*														
Dec 12	vs. San Diego														
Dec 22	at Houston*	P	3	6	2.0	3	0	0	0	0.0	—	0	0	0	
Dec 29	at Oakland*	P	12	30	2.5	8	0	0	0	0.0	—	0	0	0	
Regular Season Totals			10/0	55	218	4.0	19	1	12	119	9.9	19	0	0	6
Jan 12	vs. San Diego†														
Jan 19	vs. New England#														
Feb 2	vs. Seattle\$														
Postseason Totals			0/0	0	0	0.0	—	0	0	0.0	—	0	0	0	0

†AFC Divisional Playoff Game; #AFC Championship Game; \$Super Bowl XLVIII



TRINDON HOLLIDAY

11

WIDE RECEIVER

5-5 • 170 • 4TH YR. • LOUISIANA STATE

BORN: April 27, 1986, in Zachary, La.

HIGH SCHOOL: Northeast High School, Zachary, La.

ACQUIRED: Waivers (Houston), 2012

NFL YEAR: 4th • YEAR WITH BRONCOS: 2nd

NFL GAMES PLAYED/STARTED: 31/0 • POSTSEASON GP/GS: 4/0



HOLLIDAY AT A GLANCE:

- A fourth-year player in his second season with the Broncos who has seen action in 31 regular-season games and one playoff contest with Houston (2010-12) and Denver (2012-13).
- Became just the third player in Broncos history (Al Frazier, 1961; Eddie Royal, 2009) to score a touchdown on a kickoff return and a punt return in the same season after joining the Broncos midway through the 2012 campaign.
- Ranks second in Broncos history with six special-teams return touchdowns, including postseason (3 PR, 3 KR).
- Earned the AFC Special Teams Player of the Month Award for September, 2013 after returning both a kick and a punt for a score.
- Led the NFL with a 32.5-yard kick return average (min. 10 KOR) and ranked second with a 10.8-yard punt return average (min. 20 PR) after joining the Broncos in Week 6 of the 2012 season.
- Recorded the longest punt return (90t) and the second-longest kickoff return (104t) in NFL postseason history in Denver's AFC Divisional Playoff Game vs. Baltimore (1/12/13), becoming the first NFL player to score multiple return touchdowns in a single postseason game.
- Scored his first career touchdown on a 105-yard kickoff return at Cincinnati (11/4/12), marking the longest play in Broncos history and earning him AFC Special Teams Player of the Week honors.
- Finished the 2012 regular season with a 16-0 record after spending the first five weeks with Houston (5-0) and the last 11 games of the year with Denver (11-0).
- Owns the distinction of being the shortest player (5'5") in Broncos history.
- Returned two punts and two kickoffs for touchdowns during his four-year college career at Louisiana State University, ranking second in school history with 1,806 kickoff return yards and seventh in LSU annals with 647 punt return yards.
- Won the 2009 NCAA title in the 100-meter dash (10.0 sec.) and was an eight-time All-American in track and field for the Tigers.
- Assigned to the Broncos via waivers from Houston on Oct. 11, 2012.
- Selected by Houston in the sixth round (197th overall) of the 2010 NFL Draft.

CAREER TRANSACTIONS: Signed by Houston as a draft choice 5/18/10; Placed on injured reserve by Houston 8/30/10; Waived by Houston 9/3/11; Signed by Houston (practice squad) 9/4/11; Waived by Houston 10/5/11; Signed by Houston 10/12/11; Waived by Houston 10/25/11; Signed by Houston (practice squad) 10/27/11; Waived by Houston 10/10/12; Claimed off waivers by Denver 10/11/12.



2013: Holliday played 15 games for the Broncos in 2013, ranking sixth in the NFL with a 27.7-yard kick-return average and tying for the league lead with two return scores... Returned a punt 81 yards for a touchdown to

HOLLIDAY LETHAL AS A RETURNER

PLAYERS WITH MULTIPLE SPECIAL-TEAMS RETURN TOUCHDOWNS, SINGLE SEASON, BRONCOS HISTORY

Player	Year	KR TDs	PR TDs
Al Frazier	1961	1	1
Goldie Sellers	1966	2	0
Rick Upchurch	1976	0	4
Rick Upchurch	1982	0	2
Darrien Gordon	1997	0	3
Eddie Royal	2009	1	1
Trindon Holliday	2012	1	1

HOLLIDAY GOES THE DISTANCE

LONGEST KICKOFF RETURNS, BRONCOS HISTORY (REG. SEASON)

Player	Opp. (Date)	Ret.
1. Trindon Holliday	at Cin. (11/4/12)	105t
2. Nemiah Wilson	at K.C. (10/8/66)	100t
Goldie Sellers	vs. Hou. (10/2/66)	100t
4. Cassius Vaughn	vs. S.D. (1/2/11)	97t
5. Eddie Royal	vs. Mia. (11/2/08)	95
Vaughn Hebron	at Mia. (12/21/98)	95t

mark the longest regular-season punt return of his career, finishing with four punt returns for 121 yards and earning AFC Special Teams Player of the Week for his performance at NYG (9/15)... Tied his career long and team record with a 105-yard kickoff return for a touchdown vs. Phi. (9/29)... Named AFC Special Teams Player of the Month for his performance in September... Played all three postseason games, returning nine kickoffs for 186 yards (20.7 avg.).

2012: Holliday played five games for Houston and 10 contests for Denver in 2012, totaling 47 punt returns for 481 yards (10.2 avg.) with one touchdown in addition to 21 kickoff returns for 552 yards (26.3 avg.) with one score... Caught two passes on offense for 17 yards (8.5 avg.)... Averaged 32.5 yards per kick return and 10.2 yards per punt return after being claimed off waivers by Denver on Oct. 11... Earned AFC Special Teams Player of the Week honors after scoring his first career touchdown on a 105-yard kick return at Cin. (11/4), marking the longest play in Broncos history... Posted his first two career receptions on offense and became the second Bronco to record special-teams touchdowns in back-to-back games with a 76-yard punt return score at Car. (11/11)... Registered the longest punt return (90t) and the second-longest kick return in NFL postseason history in Denver's AFC Divisional Playoff Game vs. Bal. (1/12), becoming the first player in league annals with multiple return scores in a postseason game.

2011: Holliday saw action in one regular-season game for the Texans in 2011, while spending the majority of the season competing on the club's practice squad.

2010: Selected by the Texans in the sixth round (197th overall) of the 2010 NFL Draft, Holliday competed with Houston during the preseason before hurting his thumb and being placed on injured reserve on Aug. 30.

COLLEGE: Holliday finished his career at Louisiana State University ranked second in school history with 1,806 career kickoff return yards and seventh in LSU annals with 647 punt return yards... Returned two punts and two kickoffs for touchdowns and was named Southeastern Conference Special Teams Player of the Week on three occasions... Competed as an eight-time All-American in track and field, capturing the 2009 NCAA title in the 100-meter dash with a time of 10.0 seconds.

PERSONAL: Holliday attended Northeast High School in Zachary, La., where he rushed for 2,210 yards and 34 touchdowns as a senior and 1,870 yards and 26 touchdowns as a junior... Competed in track and field as a prep and posted the nation's fastest indoor times in the 55 and 60-meter dash in 2005... Finished as a four-time state champion in the 200 meters and three-time state champion in the 100 meters... Trindon Jerard Holliday was born on April 27, 1986, in Zachary, La.

HOLLIDAY'S REGULAR SEASON RECORD

Year	Club	G	S	No.	RECEIVING				No.	KICKOFF RETURNS				No.	PUNT RETURNS						
					Yds.	Avg.	LG	TD		Yds.	Avg.	LG	TD		FC	Yds.	Avg.	LG	TD		
2010	Houston																				
2011	Houston	1	0	0	0	0.0	—	0	0	0	0.0	—	0	1	3	0	0.0	0	0		
2012	Hou./Den.	15	0	2	17	8.5	15	0	21	552	26.3	105t	1	47	10	481	8.7	76t	1		
2013	Denver	15	0	0	0	0.0	—	0	28	775	27.7	105t	1	32	11	271	8.5	81t	1		
CAREER TOTALS				31	0	2	17	8.5	15	0	49	1,327	27.1	105t	2	80	24	752	9.4	81t	2
BRONCOS TOTALS				25	0	2	17	8.5	15	0	39	1,133	29.1	105t	2	63	15	605	9.6	81t	2

ADDITIONAL STATISTICS: Rushing — 1 carry for 7 yards, 7.0 avg., 7 LG.

HOLLIDAY'S POSTSEASON RECORD

Year	Club	G	S	No.	RECEIVING				No.	KICKOFF RETURNS				No.	PUNT RETURNS						
					Yds.	Avg.	LG	TD		Yds.	Avg.	LG	TD		FC	Yds.	Avg.	LG	TD		
2012	Denver	1	0	0	0	0.0	—	0	3	158	52.7	104t	1	3	1	90	30.0	90t	1		
2013	Denver	3	0	0	0	0.0	—	0	9	186	20.7	37	0	0	0	0	0.0	—	0		
CAREER TOTALS				4	0	0	0	0.0	—	0	12	344	28.7	104t	1	3	1	90	30.0	90t	1

HOLLIDAY MAKES POSTSEASON HISTORY

LONGEST PUNT RET., NFL POSTSEASON HIST.

Player	Opp. (Date)	Ret.
1. Trindon Holliday, Den.	vs. Bal. (1/12/13)	90t
2. Jermaine Lewis, Bal.	at Pit. (1/20/02)	88t
3. Reggie Bush, N.O.	vs. Ari. (1/16/10)	83t
4. Antonio Freeman, G.B.	vs. Atl. (12/31/95)	76t
5. Santana Moss, NYJ	at Pit. (1/15/05)	75t

LONGEST KICKOFF RET., NFL POSTSEASON HIST.

Player	Opp. (Date)	Ret.
1. Jacoby Jones, Bal.	vs. S.F. (2/3/13)	108t
2. Trindon Holliday, Den.	vs. Bal. (1/12/13)	104t
3. Eric Weems, Atl.	vs. G.B. (1/15/11)	102t
4. Brian Mitchell, Was.	at T.B. (1/15/00)	100t
5. Desmond Howard, G.B.	vs. N.E. (1/26/97)	99t

HOLLIDAY'S SINGLE-GAME HIGHS

(Postseason in parentheses)

Receptions — 2 at Carolina, 11/11/12 (none). **Receiving yards** — 17 at Carolina, 11/11/12 (none). **Punt returns** — 8 at Carolina, 11/11/12 (3 vs. Baltimore, 1/12/13). **Punt return yards** — 125 at Carolina, 11/11/12 (90 vs. Baltimore, 1/12/13). **Longest punt return** — 81t at N.Y. Giants, 9/15/13 (90t vs. Baltimore, 1/12/13). **Punt return touchdowns** — 1, twice, last at N.Y. Giants, 9/15/13 (1 vs. Baltimore, 1/12/13). **Kick returns** — 4, four times, last at Houston, 12/22/13 (5 vs. Seattle, 2/2/14). **Kick return yards** — 119 at Cincinnati, 11/4/12 (158 vs. Baltimore, 1/12/13). **Longest kick return** — 105t, twice, last vs. Philadelphia, 9/29/13 (104t vs. Baltimore, 1/12/13). **Kick return touchdowns** — 1, twice, last vs. Philadelphia, 9/29/13 (1 vs. Baltimore, 1/12/13). **Rushes** — 1 vs. Washington, 10/27/13 (none). **Rushing yards** — 7 vs. Washington, 10/27/13 (none). **Longest rush** — 7 vs. Washington, 10/27/13 (none).

TRINDON HOLLIDAY'S GAME-BY-GAME

(Victories asterisked)

2013 DENVER			RECEIVING					KICK RETURNS					PUNT RETURNS						
Date	Opponent	P/S	No.	Yds.	Avg.	LG	TD	No.	Yds.	Avg.	LG	TD	No.	FC	Yds.	Avg.	LG	TD	
Sep 5	vs. Baltimore*	P	0	0	0.0	—	0	0	0	0.0	—	0	4	0	36	9.0	14	0	
Sep 15	at N.Y. Giants*	P	0	0	0.0	—	0	2	34	17.0	22	0	4	1	121	30.3	81t	1	
Sep 23	vs. Oakland*	P	0	0	0.0	—	0	0	0	0.0	—	0	3	1	34	11.3	20	0	
Sep 29	vs. Philadelphia*	P	0	0	0.0	—	0	1	105	105.0	105t	1	2	0	0	0.0	0	0	
Oct 6	at Dallas*	P	0	0	0.0	—	0	3	87	29.0	40	0	1	0	9	9.0	9	0	
Oct 13	vs. Jacksonville*	P	0	0	0.0	—	0	0	0	0.0	—	0	1	1	1	1.0	1	0	
Oct 20	at Indianapolis	P	0	0	0.0	—	0	4	123	30.8	56	0	4	2	16	4.0	12	0	
Oct 27	vs. Washington*	P	0	0	0.0	—	0	1	30	30.0	30	0	1	1	10	10.0	10	0	
Nov 10	at San Diego*	P	0	0	0.0	—	0	4	103	25.8	30	0	2	3	6	3.0	6	0	
Nov 17	vs. Kansas City*	P	0	0	0.0	—	0	1	28	28.0	28	0	3	0	17	5.7	12	0	
Nov 24	at New England	P	0	0	0.0	—	0	0	0	0.0	—	0	1	0	0	0.0	0	0	
Dec 1	at Kansas City*	P	0	0	0.0	—	0	1	22	22.0	22	0	0	0	0	0.0	—	0	
Dec 8	vs. Tennessee*	INACTIVE																	
Dec 12	vs. San Diego	P	0	0	0.0	—	0	4	108	27.0	39	0	0	1	0	0.0	—	0	
Dec 22	at Houston*	P	0	0	0.0	—	0	4	99	24.8	32	0	5	1	21	4.2	8	0	
Dec 29	at Oakland*	P	0	0	0.0	—	0	0	0	0.0	—	0	1	0	0	0.0	0	0	
Regular Season Totals			15/0	0	0	0.0	—	0	28	775	27.7	105t	1	32	11	271	8.5	81t	1
ADDITIONAL STATISTICS: Rushing — 1 carry for 7 yards, 7.0 avg., 7 LG.																			
Jan 12	vs. San Diego†*	P	0	0	0.0	—	0	3	77	25.7	37	0	0	0	0	0.0	—	0	
Jan 19	vs. New England‡*	P	0	0	0.0	—	0	1	4	4.0	4	0	0	0	0	0.0	—	0	
Feb 2	vs. Seattle§	P	0	0	0.0	—	0	5	105	21.0	32	0	0	0	0	0.0	—	0	
Postseason Totals			3/0	0	0	0.0	—	0	9	186	20.7	37	0	0	0	0	0.0	—	0

†AFC Divisional Playoff Game; ‡AFC Championship Game; §Super Bowl XLVIII



MICHAEL HUFF

29

SAFETY



6-00 • 211 • 8TH YR. • TEXAS

BORN: March 6, 1983, in Irving, Texas

HIGH SCHOOL: Nimitz High School, Irving, Texas

ACQUIRED: Free Agent, 2013

NFL YEAR: 8th • **YEAR WITH BRONCOS:** 1st

NFL GAMES PLAYED/STARTED: 118/94 • **POSTSEASON GP/GS:** 2/0

HUFF AT A GLANCE:

- An eighth-year player who has played 118 games (94 starts) in his first eight NFL seasons with Oakland (2006-12), Baltimore (2013) and Denver (2013).
- Made 461 tackles (373 solo) to go with 11 interceptions, 57 pass breakups, 5.5 sacks, four forced fumbles and one fumble recovery in his first eight NFL seasons.
- Earned second-team All-Pro honors from the Associated Press in 2010.
- Named AFC Defensive Player of the Week in Week 6 of the 2010 season.
- Became the first player in University of Texas history to win the Jim Thorpe Award, given to the nation's top defensive back in 2005.
- Started 50-of-51 games during his Longhorns career, making 318 tackles with two sacks, 26 tackles for a loss, 44 passes defended, three fumble recoveries and six forced fumbles.
- Joined the Broncos as a free agent on November 19, 2013.
- Drafted in the first round (7th overall) of the 2006 NFL Draft by Oakland.

CAREER TRANSACTIONS: Signed by Oakland as a draft choice 7/25/06; Re-signed as an unrestricted free agent by Oakland 7/31/11; Released by Oakland 3/12/13; Signed by Baltimore as an unrestricted free agent 3/27/13; Released by Baltimore 10/30/13; Signed by Denver 11/19/13.



2013: Huff played 10 games (1 start), splitting the 2013 season between Baltimore and Denver... Appeared in seven games (1 start) for Baltimore, making four tackles before the team released him on Oct. 30... Signed with Denver Nov. 19... Made his first two tackles with the Broncos at Oak. (12/29)... Made his postseason debut vs. S.D. (1/12)... Made his first playoff tackle in the AFC Championship Game vs. N.E. (1/19).

2012: Huff started all 16 games for Oakland, 14 of which came at cornerback and two at safety... Led the team with a career-high 15 pass breakups... Played 945 snaps on defense, finishing with 71 tackles (46 solo) and two interceptions.

2011: Huff played 12 games (11 starts) for the Raiders, producing 38 tackles (32 solo) with four pass breakups and two interceptions... Made a season-best six tackles (4 solo) with one pass breakup at Buf. (9/18).

2010: Huff started all 16 games for Oakland, earning second-team All-Pro honors from the Associated Press after posting a career-best 98 tackles (77 solo), three interceptions and tying for the NFL lead among defensive backs with four sacks... Also recorded a career-best three forced fumbles with seven pass breakups... Added 10 tackles on special teams... Earned AFC Defensive Player of the Week honors after making 11 tackles, including a fourth-quarter sack that forced a fumble that was recovered and returned by a touchdown to seal the Raiders' Week 5 victory vs. S.D. (10/10).

2009: Huff appeared in all 16 games (12 starts) for the Raiders, establishing career highs with three interceptions and 14 pass breakups, while totaling 59 tackles (54 solo), one fumble recovery and half of a sack... Recovered a fumble and made an interception in Oakland's season opener vs. S.D. (9/14).

2008: Huff played all 16 games (7 starts) for Oakland... Made 28 tackles (23 solo) and broke up five passes... Made a season-high four tackles (all solo) and broke up two passes at K.C. (9/14).

2007: Huff started all 16 games for the Raiders and finished with 85 tackles (74 solo) with one interceptions, one forced fumble, one sack and 11 pass breakups... Made his first career sack at Den. (9/16)... Came up with his first career interception vs. Den. (12/2).

2006: Huff started all 16 games as a rookie for Oakland... Tallied 78 tackles (64 solo) with one pass breakup and a safety... Tackled RB Marcell Shipp in the end zone for a safety vs. Ari. (10/22)... Made 10 tackles at K.C. (11/19).

COLLEGE: Huff Became first player in University of Texas history to win the Jim Thorpe Award, given to the nation's top defensive back in 2005... Started 50-of-51 games during his Longhorns career, producing 318 tackles (191 solo), 2 sacks, 26 TFL, 3 FRs (including 1 returned for a TD) and 6 FFs... Set school record with 4 INTs returned for TDs and is the only Texas player to return 2 INTs for scores in a season twice (2002-3)... Finished his career ranked fourth in school history with 3 blocked kicks, while his 44 PD were sixth in Texas annals... First-team All-America selection by The NFL Draft Report, American Football Coaches Association, Associated Press, Football Writers Association of America, The Sporting News and the Walter Camp Football Foundation... Started every game at SS as a senior while helping Longhorns to the National Championship, while leading a secondary

that ranked fifth in the nation in pass defense (155.9 yards per game) and second in pass-efficiency defense (91.3 rating)... Ranked second on the squad with 109 tackles (53) in 2005, including 2 sacks and 10 TFL...Also netted 2 FRs, returning 1 for a TD, and had 4 FFs...Pulled in 2 INTs, produced 14 PD and blocked a kick...As a junior, was a consensus All-Big 12 choice, after posting 73 tackles (50 solo), with 14 PD and a pair of INTs...In 2003 as a sophomore, saw action at CB while also lining up mostly at SS, and totaled 66 tackles (45 solo) with 4 TFL... Blocked 2 kicks, had 6 PD and 2 INTs...Earned third-team Freshman All-American honors after starting every game as a redshirt freshman, lining up at SS in 10 contests and at CB in three others...Recorded 70 tackles (43) while his 10 TFL were the fifth-best total ever by a Texas freshman (top four were defensive linemen)...Also had 2 NTs and 10 PD... Also competed in track for the Longhorns as a sprinter and member of the sprint relay teams.

PERSONAL: Huff played three years at Nimitz (Irving, TX) HS...Excelled as a SS, CB and WR, recording 238 tackles and returning 3 of his 9 INTs for scores during his junior and senior seasons...Posted 127 tackles and 5 INTs (2 returned for TDs) as a senior...Recorded 18 tackles, 1 INT and scored on a 69-yard run and a 40-yard catch in the same game as a senior...As a junior, collected 111 tackles and 4 INTs (1 returned for a TD), along with 12 receptions for 220 yards...Also a four-year letterman in track, finished seventh in the 100 meters at the 2000 USATF Junior Nationals...His brother, Marcus King, played at Missouri, while another brother, Terrence Holmes, played at Texas Southern... Michael Huff was born on March 6, 1983 in Irving, Texas.

HUFF'S REGULAR SEASON RECORD

Year	Club	G	S	UT	A	TT	S-Yds.	I-Yds.	PD	FF	FR	TD-Int.	TD-FR	S	Pts.
2006	Oakland	16	16	64	14	78	0-0	0-0	1	0	0	0	0	0	1
2007	Oakland	16	16	74	11	85	1-0	1-4	11	1	0	0	0	0	0
2008	Oakland	16	7	23	5	28	0-0	0-0	5	0	0	0	0	0	0
2009	Oakland	16	12	52	9	61	5-3.5	3-15	14	0	1	0	0	0	0
2010	Oakland	16	16	31	3	34	4-21	3-32	7	3	0	0	0	0	0
2011	Oakland	12	11	41	20	61	0-0	2-24	4	0	0	0	0	0	0
2012	Oakland	16	16	60	20	80	1-2	2-0	15	0	0	0	0	0	0
2013	Bal./Den.	10	1	5	1	6	0-0	0-0	0	0	0	0	0	0	0
CAREER TOTALS		118	95	373	88	461	5.5-24.5	11-75	57	4	1	0	0	1	2
BRONCOS TOTALS		3	0	2	0	2	0-0	0-0	0	0	0	0	0	0	0

ADDITIONAL STATISTICS: Special teams tackles — 2006 (3), 2008 (4), 2009 (4), 2010 (10) 2013 (2) TOTAL (23). Special teams fumbles — 2007 (1 FR), TOTAL (1 FR). Returns — 2010 (1 KR for 0 yards).

HUFF'S POSTSEASON RECORD

Year	Club	G	S	UT	A	TT	S-Yds.	I-Yds.	PD	FF	FR	TD-Int.	TD-FR	S	Pts.
2013	Denver	2	0	1	0	1	0-0	0-0	0	0	0	0	0	0	0
CAREER TOTALS		2	0	1	0	1	0-0	0-0	0	0	0	0	0	0	0

HUFF'S SINGLE-GAME HIGHS

(Postseason in parentheses)

Tackles — 11 vs. San Diego, 10/10/10 (1 vs. New England, 1/19/14). **Interceptions** — 2 at Kansas City, 9/20/09 (none). **Interception return yards** — 24 vs. Chicago, 11/27/11 (none). **Passes defended** — 4, three times, last at Baltimore, 11/11/12 (none). **Sacks** — 1, five times, last at San Diego, 12/5/10 (none). **Sack yards** — 10 vs. N.Y. Jets, 11/14/10 (none). **Forced fumbles** — 1, four times, last vs. Kansas City 11/7/10 (none). **Special teams tackles** — 3 vs. Denver 12/19/10 (none).

MICHAEL HUFF'S GAME-BY-GAME

(Victories asterisked)

2013 BALTIMORE/DENVER TACKLES											
Date	Opponent	P/S	UT	A	TT	S-Yds.	I-Yds.	PD	FF	FR	
Sep 5	at Denver [^]	S	2	0	2	0-0	0-0	0	0	0	
Sep 15	vs. Cleveland ^{^*}	P	0	0	0	0-0	0-0	0	0	0	
Sep 22	vs. Houston ^{^*}	P	0	0	0	0-0	0-0	0	0	0	
Sep 29	at Buffalo [^]	P	1	1	2	0-0	0-0	0	0	0	
Oct 6	at Miami ^{^*}	P	0	0	0	0-0	0-0	0	0	0	
Oct 13	vs. Green Bay [^]	P	0	0	0	0-0	0-0	0	0	0	
Oct 20	at Pittsburgh [^]	P	0	0	0	0-0	0-0	0	0	0	
Weeks 9-12											
Nov 24	at New England										
Dec 1	at Kansas City [*]	P	0	0	0	0-0	0-0	0	0	0	
Dec 8	vs. Tennessee [*]										
Dec 12	vs. San Diego										
Dec 22	at Houston [*]	P	0	0	0	0-0	0-0	0	0	0	
Dec 29	at Oakland [*]	P	2	0	2	0-0	0-0	0	0	0	
Regular Season Totals			10/1	5	1	6	0-0	0-0	0	0	0
[^] With Baltimore											
ADDITIONAL STATISTICS: Special teams tackles — 2.											
Jan 12	vs. San Diego [†]	P	0	0	0	0-0	0-0	0	0	0	
Jan 19	vs. New England [#]	P	1	0	1	0-0	0-0	0	0	0	
Feb 2	vs. Seattle ^{\$}										
DID NOT PLAY											
Postseason Totals			2/0	1	0	1	0-0	0-0	0	0	0

[†]AFC Divisional Playoff Game; [#]AFC Championship Game; ^{\$}Super Bowl XLVIII



DUKE IHENACHO

33

SAFETY



6-1 • 207 • 2ND YR. • SAN JOSE STATE

BORN: June 16, 1989, in Torrance, Calif.

HIGH SCHOOL: Serra High School, Carson, Calif.

ACQUIRED: College Free Agent, 2012

NFL YEAR: 2nd • **YEAR WITH BRONCOS:** 2nd

NFL GAMES PLAYED/STARTED: 17/14 • **POSTSEASON GP/GS:** 3/3

IHENACHO AT A GLANCE:

- A second-year safety who played in two games for the Broncos as a rookie in 2012, while also competing on the club's practice squad.
- Emerged as a starter for the Broncos in 2013, ranking third on the team with 72 tackles, tying for the team lead with three forced fumbles and recovering a team-best two fumbles.
- Joined long snapper Aaron Brewer and linebacker Steven Johnson as one of three undrafted college free agents to make Denver's active roster in 2012.
- Recorded 268 tackles (142 solo), seven interceptions (110 yds.), 23 passes defended, three forced fumbles and four fumble recoveries in 47 games at San Jose State University.
- Scored three defensive touchdowns during his college career (2 INT, 1 FR), while becoming the first Spartan to collect three first-team All-Western Athletic Conference honors.
- Younger brother of Oakland linebacker Carl Ihenacho, who played three games for the Raiders in 2012 and was a teammate of Duke at SJSU from 2007-09.
- Entered the NFL with Denver as a college free agent on May 3, 2012.

CAREER TRANSACTIONS: Signed by Denver as a college free agent 5/3/12; Waived by Denver 8/31/12; Signed by Denver (practice squad) 9/1/12; Signed by Denver (active roster) 9/29/12; Waived by Denver 10/11/12; Signed by Denver (practice squad) 10/13/12; Signed by Denver (active roster) 10/30/12; Waived by Denver 11/13/12; Signed by Denver (practice squad) 11/15/12.



2013: Ihenacho emerged as a starter for the Broncos, opening 14 of the 15 games he played in 2013... Ranked third on the team and second among defensive backs with 72 tackles, while adding seven pass breakups... Tied for the team lead with three forced fumbles and recovered a team-best two fumbles... Made his first career start and led the team with 12 tackles (11 solo), including one for a loss and added his first three career pass breakups vs. Bal. (9/5)... Tied for third on the team with six tackles and broke up a pass at NYG (9/15)... Ranked second on the team with nine tackles, including one for a loss vs. Phi. (9/29)... Recovered his first career fumble and broke up a pair of passes at Dal. (10/6)... Forced his first fumble and tied for third on the team with six tackles vs. Jac. (10/13)... Finished third on the team with 10 tackles at N.E. (11/24)... Started all three postseason games and finished with 15 tackles... Made one tackle in his career postseason debut vs. S.D. (1/12)... Ranked second on the team with five tackles in the AFC Championship game vs. N.E. (1/19).

2012: Ihenacho, who entered the NFL with Denver as a college free agent on May 3, spent four weeks on the Broncos' active roster as a rookie, seeing action in two games and recording one special-teams tackle... Spent the remainder of the 2012 campaign on the club's practice squad.

COLLEGE: Ihenacho totaled 268 tackles (142 solo), seven interceptions (110 yds.), 23 passes defended, three forced fumbles and four fumble recoveries in his 47-game career at San Jose State University... Scored three defensive touchdowns, with two coming off interceptions and one resulting from a fumble recovery... Became the first Spartan to earn first-team All-Western Athletic Conference honors three times... Recorded 73 tackles his senior year to rank third on the team... Named to the preseason Jim Thorpe Award Watch List in 2009 and went on to return an interception for a touchdown in back-to-back games as one of only two players in the country to accomplish that feat... Tallied the Spartans' only blocked punt as a freshman as the youngest player on the squad.

PERSONAL: Ihenacho attended Serra High School in San Mateo, Calif., where he played just two seasons of prep football... Made 73 tackles on defense along with 17 receptions for 335 yards (19.7 avg.) and a touchdown on offense as a senior... Majored in business marketing at San Jose State... His older brother, Carl, played at San Diego State from 2007-09, and currently plays for the Oakland Raiders... Last name is pronounced EE-ah-NAH-cho... Duke Ihenacho was born on June 16, 1989, in Torrance, Calif.

IHENACHO'S REGULAR SEASON RECORD

Year	Club	G	S	UT	A	TT	S-Yds.	I-Yds.	PD	FF	FR	TD-Int.	TD-FR	S	Pts.
2012	Denver	2	0	0	0	0	0-0	0-0	0	0	0	0	0	0	0
2013	Denver	15	14	55	17	72	0-0	0-0	7	2	2	0	0	0	0
CAREER TOTALS		17	14	55	17	72	0-0	0-0	7	2	2	0	0	0	0

ADDITIONAL STATISTICS: *Special teams tackles — 2012 (1), 2013 (2), TOTAL (3).*

IHENACHO'S POSTSEASON RECORD

Year	Club	G	S	UT	A	TT	S-Yds.	I-Yds.	PD	FF	FR	TD-Int.	TD-FR	S	Pts.
2013	Denver	3	3	10	5	15	0-0	0-0	0	0	0	0	0	0	0
CAREER TOTALS		3	3	10	5	15	0-0	0-0	0	0	0	0	0	0	0

DUKE IHENACHO'S GAME-BY-GAME

(Victories asterisked)

2013 DENVER			TACKLES							
Date	Opponent	P/S	UT	A	TT	S-Yds.	I-Yds.	PD	FF	FR
Sep 5	vs. Baltimore*	S	11	1	12	0-0	0-0	1	0	0
Sep 15	at N.Y. Giants*	S	5	1	6	0-0	0-0	1	0	0
Sep 23	vs. Oakland*	S	0	1	1	0-0	0-0	1	0	0
Sep 29	vs. Philadelphia*	S	9	0	9	0-0	0-0	0	0	0
Oct 6	at Dallas*	S	3	1	4	0-0	0-0	2	0	1
Oct 13	vs. Jacksonville*	S	6	0	6	0-0	0-0	0	1	0
Oct 20	at Indianapolis	S	6	4	10	0-0	0-0	0	1	1
Oct 27	vs. Washington*	S	3	0	3	0-0	0-0	1	0	0
Nov 10	at San Diego*	INACTIVE								
Nov 17	vs. Kansas City*	S	3	0	3	0-0	0-0	0	0	0
Nov 24	at New England	S	4	6	10	0-0	0-0	0	1	0
Dec 1	at Kansas City*	S	1	0	1	0-0	0-0	0	0	0
Dec 8	vs. Tennessee*	S	1	0	1	0-0	0-0	0	0	0
Dec 12	vs. San Diego	P	2	0	2	0-0	0-0	0	0	0
Dec 22	at Houston*	S	1	2	3	0-0	0-0	0	0	0
Dec 29	at Oakland*	S	0	1	1	0-0	0-0	1	0	0
Regular Season Totals		15/14	55	17	72	0-0	0-0	7	3	2
ADDITIONAL STATISTICS: Special teams tackles — 2.										
Jan 12	vs. San Diego†	S	1	0	1	0-0	0-0	0	0	0
Jan 19	vs. New England#*	S	4	1	5	0-0	0-0	0	0	0
Feb 2	vs. Seattle\$	S	5	4	9	0-0	0-0	0	0	0

†AFC Divisional Playoff Game; #AFC Championship Game; \$Super Bowl XLVIII



NATE IRVING

56

LINEBACKER

6-1 • 245 • 3RD YR. • NORTH CAROLINA STATE

BORN: July 12, 1988, in Teachey, N.C.

HIGH SCHOOL: Wallace-Rose Hill High School, Teachey, N.C.

ACQUIRED: Draft #3 (67th overall), 2011

NFL YEAR: 3rd • YEAR WITH BRONCOS: 3rd

NFL GAMES PLAYED/STARTED: 46/3 • POSTSEASON GP/GS: 6/3



IRVING AT A GLANCE:

- A third-year linebacker who played 46-of-48 possible regular-season games through his first three NFL seasons, totaling 37 defensive tackles and 20 special-teams stops during that time.
- Tied for the team lead with 10 special-teams tackles in addition to blocking a punt for the Broncos in 2012.
- Totaled four special-teams stops for Denver in the regular season in 2011, adding his first career defensive stop in the Broncos' AFC Divisional Playoff Game at New England (1/14/12).
- Saw action in 34 games (26 starts) at North Carolina State University, totaling 233 tackles (136 solo), 8.5 sacks (56 yds.), 39.5 tackles for a loss, four interceptions (83 yds.), six forced fumbles and three fumble recoveries for the Wolfpack.
- Named a first-team All-America selection by Scout.com as a senior in 2010 and was an All-Atlantic Coast Conference performer after leading N.C. State with 97 tackles (51 solo), including 20.5 tackles for a loss (77 yds.) and 6.5 sacks (41 yds.).
- Presented with the ACC's prestigious Piccolo Award (most courageous player) following his senior season after returning from missing the entire 2009 campaign recovering from multiple injuries sustained in a car crash.
- Selected by the Broncos in the third round (67th overall) of the 2011 NFL Draft.

CAREER TRANSACTIONS: Signed by Denver as a draft choice 7/29/11.



2013: Irving played 15 games (3 starts) and set a career high with 34 total tackles (23 solo) and one sack to go with one pass breakup and six special-teams stops... Established a career high with four tackles, including one behind the line of scrimmage vs. Bal. (9/5)... Made two tackles, including one for a loss and added a special-teams tackle at NYG (9/15)... Tied for the team lead with eight tackles, including one for a loss vs. Oak. (9/23), also adding a special-teams stop in the win... Extended his streak to four straight games with a tackle for a loss with one vs. Phi. (9/29)... Made a tackle for a loss and a special-teams tackle at Ind. (10/20)... Led the team with two special-teams stops vs. Ten. (12/8)... Tied for third on the team with five tackles, including one for a loss, at Hou. (12/22)... Recorded his first career sack for an 8-yard loss at Oak. (12/29)... Started all three playoff contests, finishing with eight tackles and one pass breakup... Made his first career postseason start and tallied three tackles in the Divisional Round vs. S.D. (1/12).

2012: Irving played 15 regular-season games and tied for the team lead with 10 special-teams tackles while breaking into the linebacker rotation with 36 total snaps on defense (3 TT, 1 PD)... Blocked his first career punt vs. S.D. (11/18).

2011: Selected by Denver in the third round (67th overall) of the 2011 NFL Draft, Irving played all 16 regular-season games as a rookie, totaling four special-teams tackles, and saw action in both playoff contests while contributing one defensive stop.

COLLEGE: Irving competed in 34 games (26 starts) at North Carolina State University and totaled 233 tackles (136 solo), 8.5 sacks (56 yds.), 39.5 tackles for a loss, four interceptions (83 yds.), six forced fumbles and three fumble recoveries... Named a first-team All-America selection by Scout.com as a senior in 2010 and was an All-Atlantic Coast Conference selection after leading the Wolfpack with 97 tackles (51 solo), including 20.5 tackles for a loss (77 yds.) and 6.5 sacks (41 yds.)... Presented with the prestigious Piccolo Award (most courageous player) following his senior season after returning from missing the entire 2009 campaign recovering from multiple injuries sustained in a car crash... Set an NCAA record with eight tackles for a loss in a win vs. Wake Forest (11/13/10).

PERSONAL : Irving attended Wallace-Rose Hill High School in Teachey, N.C., where he played tight end and rush end/linebacker as a senior, totaling 110 tackles, three sacks, one interception and six forced fumbles to go along with 12 all-purpose touchdowns... Invited to play in the North Carolina Shrine Bowl and was selected as a first-team All-Super Six Conference choice... Graduated from North Carolina State with a degree in program management (minor in zoology)... Nate Irving was born on July 12, 1988, in Teachey, N.C.

IRVING'S REGULAR SEASON RECORD

Year	Club	G	S	UT	A	TT	S-Yds.	I-Yds.	PD	FF	FR	TD-Int.	TD-FR	S	Pts.
2011	Denver	16	0	0	0	0	0-0	0-0	0	0	0	0	0	0	0
2012	Denver	15	0	1	2	3	0-0	0-0	1	0	0	0	0	0	0
2013	Denver	15	3	23	11	34	1-8	0-0	1	0	0	0	0	0	0
CAREER TOTALS		46	3	24	13	37	1-8	0-0	2	0	0	0	0	0	0

ADDITIONAL STATISTICS: *Special teams tackles* — 2011 (4), 2012 (10), 2013 (6) **TOTAL** (20).

IRVING'S POSTSEASON RECORD

Year	Club	G	S	UT	A	TT	S-Yds.	I-Yds.	PD	FF	FR	TD-Int.	TD-FR	S	Pts.
2011	Denver	2	0	1	0	1	0-0	0-0	0	0	0	0	0	0	0
2012	Denver	1	0	0	0	0	0-0	0-0	0	0	0	0	0	0	0
2013	Denver	3	3	8	0	8	0-0	0-0	1	0	0	0	0	0	0
CAREER TOTALS		6	3	9	0	9	0-0	0-0	1	0	0	0	0	0	0

IRVING'S SINGLE-GAME HIGHS

(Postseason in parentheses)

Tackles — 8 vs. Oakland, 9/23/13 (3 vs. San Diego, 1/12/14). **Sacks** — 1 at Oakland, 12/29/13 (none). **Pass breakups** — 1, twice, last vs. Jacksonville 10/13/13 (1 vs. Seattle, 2/2/14). **Special-teams tackles** — 2, four times, last vs. San Diego, 11/18/12 (none).

NATE IRVING'S GAME-BY-GAME

(Victories asterisked)

2013 DENVER		TACKLES													
Date	Opponent	P/S	UT	A	TT	S-Yds.	I-Yds.	PD	FF	FR					
Sep 5	vs. Baltimore*	P	3	1	4	0-0	0-0	0	0	0					
Sep 15	at N.Y. Giants*	S	1	1	2	0-0	0-0	0	0	0					
Sep 23	vs. Oakland*	P	5	3	8	0-0	0-0	0	0	0					
Sep 29	vs. Philadelphia*	S	2	1	3	0-0	0-0	0	0	0					
Oct 6	at Dallas*	P	1	0	1	0-0	0-0	0	0	0					
Oct 13	vs. Jacksonville*	S	3	1	4	0-0	0-0	1	0	0					
Oct 20	at Indianapolis	P	1	1	2	0-0	0-0	0	0	0					
Oct 27	vs. Washington*	P	0	1	1	0-0	0-0	0	0	0					
Nov 10	at San Diego*	P	1	0	1	0-0	0-0	0	0	0					
Nov 17	vs. Kansas City*				INACTIVE										
Nov 24	at New England*	P	0	1	1	0-0	0-0	0	0	0					
Dec 1	at Kansas City*	P	0	0	0	0-0	0-0	0	0	0					
Dec 8	vs. Tennessee*	P	0	0	0	0-0	0-0	0	0	0					
Dec 12	vs. San Diego	P	0	0	0	0-0	0-0	0	0	0					
Dec 22	at Houston*	P	4	1	5	0-0	0-0	0	0	0					
Dec 29	at Oakland*	S	2	0	2	1-8	0-0	0	0	0					
Regular Season Totals			15/3	23	11	34	1-8	0-0	1	0	0				
ADDITIONAL STATISTICS: <i>Special teams tackles</i> — 6.															
Jan 12	vs. San Diego†	S	3	0	3	0-0	0-0	0	0	0					
Jan 19	vs. New England#*	S	2	0	2	0-0	0-0	0	0	0					
Feb 2	vs. Seattle\$	S	3	0	3	0-0	0-0	1	0	0					
Postseason Totals			3/3	8	0	8	0-0	0-0	1	0	0				

†AFC Divisional Playoff Game; #AFC Championship Game; \$Super Bowl XLVIII

**MALIK JACKSON****97****DEFENSIVE END****6-5 • 293 • 2ND YR. • TENNESSEE****BORN:** Jan. 11, 1990, in Northridge, Calif.**HIGH SCHOOL:** Birmingham High School, Van Nuys, Calif.**ACQUIRED:** Drafted #5 (137th overall), 2012**NFL YEAR:** 2nd • **YEAR WITH BRONCOS:** 2nd**NFL GAMES PLAYED/STARTED:** 30/5 • **POSTSEASON GP/GS:** 4/3**JACKSON AT A GLANCE:**

- A second-year defensive end who led the team with 11 tackles for a loss and 15 quarterback hits in 2013.
- Played 14 games as a rookie in 2012, seeing action in more than 100 snaps on defense and contributing five tackles.
- Spent two seasons each at the University of Tennessee (2010-11) and the University of Southern California (2008-09) and played 46 games (24 starts) while collecting 136 tackles (67 solo), 13 sacks (71 yds.), four forced fumbles and one fumble recovery.
- Started 24-of-25 games played for the Volunteers in two seasons, earning first-team All-Southeastern Conference honors following his senior season and second-team all-conference recognition at the conclusion of his junior campaign.
- Appeared in 21 games in two years as a reserve defensive end for Southern California before transferring to Tennessee in 2010.
- Selected by the Broncos in the fifth round (137th overall) of the 2012 NFL Draft.

CAREER TRANSACTIONS: Signed by Denver as a draft choice 5/19/12.

2013: Jackson played all 16 games with five starts and led the team's defensive linemen with 42 tackles... Ranked second on the team with six sacks (43 yards) and led the club with 11 tackles for a loss and 15 quarterback hits... Added four pass breakups and one forced fumble... Made two tackles, including one for a loss, and added a pair of quarterback hits at NYG (9/15)... Recorded his first NFL sack, splitting a QB takedown with Wesley Woodyard vs. Oak. (9/23)... Registered his first full sack and finished with two quarterback hits at Dal. (10/6)... Sandwiched a pair of sacks around a tackle for a loss to force a three-and-out in the third quarter and finished second on the team with a career-best seven tackles vs. Jac. (10/13)... Assisted on one tackle and added two QB hits vs. Was. (10/27)... Split a sack of Alex Smith and broke up a career-best two passes vs. K.C. (11/17)... Made his first career start and forced his first career fumble while adding two solo tackles at K.C. (12/1)... Sacked Ryan Fitzpatrick for a 7-yard loss and finished with three tackles for a loss and two QB hits to go with four solo tackles vs. Ten. (12/8)... Tied for third on the team with five tackles, including one for a loss, at Hou. (12/22)... Sacked Terrelle Pryor for an 8-yard loss at Oak. (12/29)... Started all three playoff games, finishing with eight tackles, one sack and two pass breakups... Made his first postseason start and finished with three tackles, including a 5-yard sack of Philip Rivers in the Divisional Round vs. S.D. (1/12).

2012: Jackson was selected by Denver in the fifth round (137th overall) of the 2012 NFL Draft, Jackson played 14 games as a rookie and totaled five tackles while seeing action in 113 snaps along the defensive line... Made his NFL postseason debut in Denver's AFC Divisional Playoff Game vs. Bal. (1/12).

COLLEGE: Jackson played 46 games (24 starts) at the University of Tennessee (2010-11) and the University of Southern California (2008-09), totaling 136 tackles (67 solo), 13 sacks (71 yds.), four forced fumbles and one fumble recovery... Opened 24-of-25 games played for the Volunteers in two seasons, earning first-team All-Southeastern Conference honors as a senior and second-team all-conference recognition as a junior... Led the Volunteers in sacks (2.5), quarterback hurries (10) and tackles for a loss (11) during his senior campaign... Contributed as a reserve defensive lineman for USC, seeing action in 21 games and combining for 22 tackles (15 solo), 5.5 sacks (30 yds.) and two forced fumbles.

PERSONAL: Jackson tallied 103 tackles and 14.5 sacks as a senior at Birmingham High School in Van Nuys, Calif., and earned All-L.A. City and All-West Valley League co-Defensive MVP honors... Helped lead Birmingham to the 2006 L.A. City title with 10.5 sacks as a junior in 2006... Jackson's twin brother, Marquis, was an all-conference defensive end for Texas Southern University from 2010-11... Malik Jackson was born on Jan. 11, 1990, in Northridge, Calif.

JACKSON'S REGULAR SEASON RECORD

Year	Club	G	S	UT	A	TT	S-Yds.	I-Yds.	PD	FF	FR	TD-Int.	TD-FR	S	Pts.
2012	Denver	14	0	3	2	5	0-0	0-0	0	0	0	0	0	0	0
2013	Denver	16	5	30	12	42	6-43	0-0	4	1	0	0	0	0	0
CAREER TOTALS		30	5	33	14	47	6-43	0-0	4	1	0	0	0	0	0

JACKSON'S POSTSEASON RECORD

Year	Club	G	S	UT	A	TT	S-Yds.	I-Yds.	PD	FF	FR	TD-Int.	TD-FR	S	Pts.
2012	Denver	1	0	0	0	0	0-0	0-0	0	0	0	0	0	0	0
2013	Denver	3	3	7	1	8	1-5	0-0	2	0	0	0	0	0	0
CAREER TOTALS		4	3	7	1	8	1-5	0-0	2	0	0	0	0	0	0

JACKSON'S SINGLE GAME HIGHS

(Postseason in parentheses)


Tackles — 7 vs. Jacksonville, 10/13/13 (5 vs. Seattle, 2/2/14). **Sacks** — 2 vs. Jacksonville, 10/13/13 (1 vs. San Diego, 1/12/14). **Sack yards** — 12 vs. Jacksonville, 10/13/13 (5 vs. San Diego, 1/12/14). **Pass breakups** — 2 vs. Kansas City, 11/18/13 (1, twice, last vs. Seattle, 2/2/14).

MALIK JACKSON'S GAME-BY-GAME

(Victories asterisked)

2013 DENVER		TACKLES													
Date	Opponent	P/S	UT	A	TT	S-Yds.	I-Yds.	PD	FF	FR					
Sep 5	vs. Baltimore*	P	0	1	1	0-0	0-0	0	0	0					
Sep 15	at N.Y. Giants*	P	2	0	2	0-0	0-0	0	0	0					
Sep 23	vs. Oakland*	P	0	1	1	.5-5.5	0-0	0	0	0					
Sep 29	vs. Philadelphia*	P	0	0	0	0-0	0-0	0	0	0					
Oct 6	at Dallas*	P	1	1	2	1-7	0-0	0	0	0					
Oct 13	vs. Jacksonville*	P	5	2	7	2-12	0-0	1	0	0					
Oct 20	at Indianapolis	P	1	2	3	0-0	0-0	1	0	0					
Oct 27	vs. Washington*	P	0	1	1	0-0	0-0	0	0	0					
Nov 10	at San Diego*	P	2	1	3	0-0	0-0	0	0	0					
Nov 17	vs. Kansas City*	P	1	2	3	.5-3.5	0-0	2	0	0					
Nov 24	at New England	P	1	0	1	0-0	0-0	0	0	0					
Dec 1	at Kansas City*	S	2	0	2	0-0	0-0	0	1	0					
Dec 8	vs. Tennessee*	S	4	0	4	1-7	0-0	0	0	0					
Dec 12	vs. San Diego	S	3	0	3	0-0	0-0	0	0	0					
Dec 22	at Houston*	S	4	1	5	0-0	0-0	0	0	0					
Dec 29	at Oakland*	S	4	0	4	1-8	0-0	0	0	0					
Regular Season Totals			16/5	30	12	42	6-43	0-0	4	1	0				
Jan 12	vs. San Diego†	S	3	0	3	1-5	0-0	0	0	0					
Jan 19	vs. New England#	S	0	0	0	0-0	0-0	1	0	0					
Feb 2	vs. Seattle\$	S	4	1	5	0-0	0-0	1	0	0					
Postseason Totals			3/3	7	1	8	1-5	0-0	2	0	0				

†AFC Divisional Playoff Game; #AFC Championship Game; \$Super Bowl XLVIII



QUENTIN JAMMER

34

CORNERBACK

6-0 • 204 • 12TH YR. • TEXAS

BORN: June 19, 1979, in Bay City, Texas

HIGH SCHOOL: Angleton (Texas) High School

ACQUIRED: Unrestricted Free Agent (San Diego), 2013

NFL YEAR: 12th • YEAR WITH BRONCOS: 1st

NFL GAMES PLAYED/STARTED: 183/162 • POSTSEASON GP/GS: 10/8



JAMMER AT A GLANCE:

- A 12th-year defensive back who has played 183 games (162 starts) in his first 12 seasons with San Diego (2002-12) and Denver (2013).
- Ranked sixth among cornerbacks (9th among all defensive backs) with 710 tackles from 2002-12 according to press box totals.
- Posted at least 10 passes defended in his first nine seasons and has averaged more than a dozen per year during his career.
- Saw action in the sixth-most regular-season games (172) in Chargers history (most by a cornerback) and tied for seventh on San Diego's all-time list with 21 career interceptions.
- Opened eight career postseason contests and totaled 29 tackles (27 solo), two interceptions (24 yds.) and 10 passes defended.
- Recorded a career-best six takeaways (3 INT, 3 FR) in 2012, including his first defensive touchdown—an 80-yard interception returned for a score against Denver (10/15/12).
- Named to *Pro Football Weekly's* All-Rookie Team in 2002 after playing 14 games (4 starts) and contributing 64 tackles (56 solo) and 10 passes defended during his initial campaign.
- Selected as a first-team All-American as a senior at the University of Texas, where he accumulated 195 career tackles and seven interceptions with the Longhorns and set a school record with 57 pass breakups.
- Joined the Broncos as an unrestricted free agent on May 30, 2013.
- Selected by the Chargers in the first round (5th overall) of the 2002 NFL Draft.

CAREER TRANSACTIONS: Signed by San Diego as a draft choice 9/10/02; Signed by Denver as an unrestricted free agent 5/30/13.



2013: Jammer played 11 games (1 start) in his first season with the Broncos, making 13 tackles with three pass breakups and one fumble recovery... Added one special-teams tackle... Made his first tackle of the season vs. Was. (10/27)... Started and made three tackles against his former team in Denver's Week 10 win at S.D. (11/10)... Broke up two passes and recovered a fumble vs. K.C. (11/17).

2012: Jammer started all 16 games for the eighth time in his career and totaled a career-best six takeaways (3 INT, 3 FR) in addition to 57 tackles (45 solo), nine passes defended and one forced fumble... Registered the first defensive score of his career with an 80-yard interception returned for a score off quarterback Peyton Manning on *Monday Night Football* vs. Den. (10/15).

2011: Jammer opened all 15 games played and totaled 52 tackles (48 solo), eight passes defended and one fumble recovery for the Chargers... Inactive vs. Mia. (10/2) with a hamstring injury—just his second game missed since 2002.

2010: Jammer started all 16 games and recorded 49 tackles (42 solo), two interceptions (5 yds.), 11 passes defended and one forced fumble... Named to *USA Today's* All-Joe Team for the second consecutive season.

2009: Jammer opened all 16 regular-season games and was named the Chargers' co-Defensive Player of the Year after notching 54 tackles (45 solo), three interceptions (25 yds.), 11 passes defended and one forced fumble... Selected to *USA Today's* All-Joe Team... Received the game ball for his efforts vs. K.C. (11/29) when he had an interception and a forced fumble both result in Chargers touchdowns... Made five solo tackles, an interception (24 yds.) and two passes defended in San Diego's AFC Divisional Playoff Game vs. NYJ (1/17).

2008: Jammer matched or exceeded career highs in tackles (91), passes defended (19) and forced fumbles (3) in 16 regular-season starts while adding two interceptions (2 yds.) and two fumble recoveries for San Diego... Named the Chargers' Most Inspirational Player as the team rallied from three games back with three to play to capture the AFC West crown... Started both of San Diego's postseason contests and contributed four solo tackles and one pass defended... Notched an interception and a season-high five passes defended vs. N.E. (10/12)... Posted a career-best two forced fumbles, one of which was returned by teammate Eric Weddle 86 yards for a touchdown, vs. Atl. (11/30).

2007: Jammer started 14-of-15 regular-season games played and recorded 66 tackles (56 solo), one interception (0 yds.), 10 passes defended and two fumble recoveries... Opened all three playoff games for the Chargers

QUENTIN JAMMER'S INTs BY QUARTERBACK

**denotes win (Jammer's teams are 12-10, including postseason, in games in which he records an interception.)*

QB	INTs	Dates
Trent Green	3	1 at K.C., 9/7/03, 2 vs. K.C., 11/30/03
Peyton Manning	3	1 at Ind., 12/18/05*, 1 vs. Ind., 11/23/08, 1 vs. Den., 10/15/12
Matt Cassel	2	1 vs. N.E., 10/12/08*, 1 vs. K.C., 11/29/09*
Tom Brady	1	1 at N.E., 1/20/08 (AFC Championship)
Drew Brees	1	1 at N.O., 10/7/12
Aaron Brooks	1	1 vs. Oak., 11/26/06*
Kerry Collins	1	1 vs. Ten., 9/17/06*
Jay Cutler	1	1 vs. Den., 12/24/07*
Brian Griese	1	1 vs. T.B., 12/12/04*
Matt Hasselbeck	1	1 at Sea., 9/26/10
Danny Kanell	1	1 at Den., 11/16/03
J.P. Losman	1	1 at Buf., 12/3/06*
Steve McNair	1	1 at Bal., 10/1/06
Carson Palmer	1	1 vs. Cin., 12/20/09*
Terrelle Pryor	1	1 vs. Oak., 12/30/12*
JaMarcus Russell	1	1 at Oak., 9/14/09*
Mark Sanchez	1	1 vs. NYJ, 1/17/10 (AFC Divisional)
Tim Tebow	1	1 at Den., 1/2/11*

and posted nine tackles (8 solo), one interception (0 yds.) and four passes defended... Inactive vs. Ind. (11/11) with a hamstring injury... Made an interception and a team-high three passes defended in the AFC Championship Game at N.E. (1/20).

2006: Jammer started all 16 regular-season games for the fourth consecutive season and registered 89 tackles (77 solo) and 18 passes defended, while tying a career-high with four interceptions (57 yds.)... Made a season-high five passes defended vs. K.C. (12/17)... Added seven tackles (6 solo) and two passes defended in the Chargers' AFC Divisional Playoff Game vs. N.E. (1/14).

2005: Jammer opened all 16 games and totaled a career-best 19 passes defended to go along with 72 tackles (60 solo), one interception (14 yds.) and one forced fumble... Contributed a season-high five passes defended at Ind. (12/18), including a game-sealing interception in the end zone with less than two minutes remaining.

2004: Jammer started all 16 regular-season games and registered 62 tackles (53 solo), one interception

(12 yds.) and 10 passes defended... Made his playoff debut in San Diego's AFC Wild Card Game vs. NYJ (1/8) and posted four solo tackles and a pass defended.

2003: Jammer totaled 71 tackles (57 solo), four interceptions (6 yds.), 13 passes defended and one fumble recovery as a 16-game starter for the Chargers... Made his first career interception off Trent Green at K.C. (9/7) and added two more picks off the veteran quarterback vs. K.C. (11/30).

2002: Selected by San Diego in the first round (5th overall) of the 2002 NFL Draft, Jammer was named a *Pro Football Weekly* All-Rookie selection after starting 4-of-14 games played and contributing 64 tackles (56 solo) and 10 passes defended... Made his first career start at Oak. (10/20) and posted a season-high 10 tackles in the Chargers' second meeting with the Raiders vs. Oak (12/8).

COLLEGE: Jammer opened 41-of-49 games played at the University of Texas (28 starts at cornerback, 13 starts at free safety)... Elected to the Longhorn's Hall-of-Honor Class of 2013... Named a unanimous first-team All-America selection as a senior in 2001 and finished as the school's first-ever Jim Thorpe Award finalist... Selected as a two-time Big 12 Conference first team choice while establishing a school record with 57 pass breakups to go along with 195 career tackles and seven interceptions.

PERSONAL: Jammer attended Angleton (Texas) High School, where he was a three-year starter contributing at quarterback, running back and defensive back... Named a two-time all-district selection on both sides of the ball, including district MVP honors as a senior... Earned three letters in track and field... Majored in ethnic studies at Texas... Started the Jammer Family Foundation that enjoys a partnership with San Pasqual Academy to provide education for foster teens... Actively supports Mothers Against Drunk Driving (MADD)... Has three sons: Kaden, Kaleb and Kasen... Quentin T. Jammer was born on June 19, 1979, in Bay City, Texas.

JAMMER'S REGULAR SEASON RECORD

Year	Club	G	S	UT	A	TT	S-Yds.	I-Yds.	PD	FF	FR	TD-Int.	TD-FR	S	Pts.
2002	San Diego	14	4	56	8	64	0-0	0-0	10	0	0	0	0	0	0
2003	San Diego	16	16	57	14	71	0-0	4-6	13	0	1	0	0	0	0
2004	San Diego	16	16	53	9	62	0-0	1-12	10	0	0	0	0	0	0
2005	San Diego	16	16	60	12	72	0-0	1-14	19	1	0	0	0	0	0
2006	San Diego	16	16	77	12	89	0-0	4-57	18	0	0	0	0	0	0
2007	San Diego	15	14	56	10	66	0-0	1-0	10	0	2	0	0	0	0
2008	San Diego	16	16	74	17	91	0-0	2-2	19	3	2	0	0	0	0
2009	San Diego	16	16	45	9	54	0-0	3-25	11	1	0	0	0	0	0
2010	San Diego	16	16	42	7	49	0-0	2-5	11	1	0	0	0	0	0
2011	San Diego	15	15	48	4	52	0-0	0-0	8	0	1	0	0	0	0
2012	San Diego	16	16	45	12	57	0-0	3-89	9	1	3	1	0	0	6
2013	Denver	11	1	12	1	13	0-0	0-0	3	0	0	0	0	0	0
CAREER TOTALS		183	162	629	116	745	0-0	21-210	141	7	9	1	0	0	6

ADDITIONAL STATISTICS: Special teams tackles — 2002 (3), 2005 (2), 2006 (2), 2008 (2), 2009 (1), 2010 (1), 2011 (1), 2013 (1) TOTAL (13). Special teams fumbles — 2007 (1 FR), TOTAL (1 FR).

JAMMER'S POSTSEASON RECORD

Year	Club	G	S	UT	A	TT	S-Yds.	I-Yds.	PD	FF	FR	TD-Int.	TD-FR	S	Pts.
2004	San Diego	1	1	4	0	4	0-0	0-0	1	0	0	0	0	0	0
2006	San Diego	1	1	6	1	7	0-0	0-0	2	0	0	0	0	0	0
2007	San Diego	3	3	8	1	9	0-0	1-0	4	0	0	0	0	0	0
2008	San Diego	2	2	4	0	4	0-0	0-0	1	0	0	0	0	0	0
2009	San Diego	1	1	5	0	5	0-0	1-24	2	0	0	0	0	0	0
2013	Denver	2	0	3	1	4	0-0	0-0	0	0	0	0	0	0	0
CAREER TOTALS		10	8	30	3	33	0-0	2-24	10	0	0	0	0	0	0

JAMMER'S SINGLE-GAME HIGHS

(Postseason in parentheses)

Tackles — 13 at Denver, 9/14/08 (7 vs. New England, 1/14/07). **Interceptions** — 2 vs. Kansas City, 11/30/03 (1, twice, last vs. N.Y. Jets, 1/17/10). **Interception return yards** — 80 vs. Denver, 10/15/12 (24 vs. N.Y. Jets, 1/17/10). **Passes defended** — 5, three times, last vs. New England, 10/12/08 (3 at New England, 1/20/08).

QUENTIN JAMMER'S GAME-BY-GAME

(Victories asterisked)

2013 DENVER		TACKLES								
Date	Opponent	P/S	UT	A	TT	S-Yds.	I-Yds	PD	FF	FR
Sep 5	vs. Baltimore*			INACTIVE						
Sep 15	at N.Y. Giants*			INACTIVE						
Sep 23	vs. Oakland*			INACTIVE						
Sep 23	vs. Philadelphia*	P	0	0	0	0-0	0-0	0	0	0
Oct 6	at Dallas*			INACTIVE						
Oct 13	vs. Jacksonville*	P	0	0	0	0-0	0-0	0	0	0
Oct 20	at Indianapolis			INACTIVE						
Oct 27	vs. Washington*	P	1	0	1	0-0	0-0	0	0	0
Nov 10	at San Diego*	S	3	0	3	0-0	0-0	1	0	0
Nov 17	vs. Kansas City*	P	1	0	1	0-0	0-0	2	0	1
Nov 24	at New England	P	4	1	5	0-0	0-0	0	0	0
Dec 1	at Kansas City*	P	1	0	1	0-0	0-0	0	0	0
Dec 8	vs. Tennessee*	P	0	0	0	0-0	0-0	0	0	0
Dec 12	vs. San Diego	P	0	0	0	0-0	0-0	0	0	0
Dec 22	at Houston*	P	0	0	0	0-0	0-0	0	0	0
Dec 29	at Oakland*	P	2	0	2	0-0	0-0	0	0	0
Regular Season Totals		11/1	12	1	13	0-0	0-0	3	0	1
ADDITIONAL STATISTICS: *Special teams tackles — 1.										
Jan 12	vs. San Diego [†]	P	3	1	4	0-0	0-0	0	0	0
Jan 19	vs. New England ^{#*}	P	0	0	0	0-0	0-0	0	0	0
Feb 2	vs. Seattle ^{\$}			INACTIVE						
Postseason Totals		2/0	3	1	4	0-0	0-0	0	0	0

[†]AFC Divisional Playoff Game; [#]AFC Championship Game; ^{\$}Super Bowl XLVIII



STEVEN JOHNSON

53

LINEBACKER

6-1 • 237 • 2ND YR. • KANSAS

BORN: March 28, 1988, in Wallingford, Pa.

HIGH SCHOOL: Strath Haven High School, Wallingford, Pa.

ACQUIRED: College Free Agent, 2012

NFL YEAR: 2nd • YEAR WITH BRONCOS: 2nd

NFL GAMES PLAYED/STARTED: 27/0 • POSTSEASON GP/GS: 4/0



JOHNSON AT A GLANCE:

- A second-year linebacker who has played 27 regular-season games and made 17 special-teams stops in his first two NFL seasons.
- Tied for second on the team with seven special-teams tackles and blocked one punt, which he returned for a touchdown in 2013.
- Became just the third rookie since at least 1994 (LB Wesley Woodyard, 2008; S Darcel McBath, 2009) to lead the Broncos in special-teams tackles.
- Joined long snapper Aaron Brewer and safety Duke Ihenacho as one of three undrafted college free agents to make the Broncos' active roster in 2012.
- Finished his four-year career at the University of Kansas with 229 tackles, 6.5 tackles for a loss and two sacks.
- Led the Big 12 Conference and ranked 21st in the nation with 124 tackles as a senior captain for the Jayhawks in 2011.
- Entered the NFL with Denver as a college free agent on May 3, 2012.

CAREER TRANSACTIONS: Signed by Denver as a college free agent 5/3/12.



2013: Johnson played all 16 games for the first time in his career and made one defensive stop and tied for second on the team with seven special-teams tackles... Tied for the team lead and set a career high with three special-teams tackles at NYG (9/15)... Blocked a punt and returned it 17 yards for a touchdown and added a special-teams tackle vs. Phi. (9/29)... Made his first career defensive tackle, stopping Jamaal Charles for no gain on 3rd-and-goal from the Denver 1-yard line, forcing the Chiefs to settle for a field goal vs. K.C. (11/17)... Led the team with two special-teams tackles at N.E. (11/24)... Made a special-teams tackle at Oak. (12/29)... Appeared in all three postseason contests.

2012: Johnson, who entered the NFL with the Broncos as a college free agent on May 3, played 11 regular-season games and tied for the team lead with 10 special-teams tackles in addition to seeing a handful of snaps on defense... Became just the third Broncos rookie since at least 1994 to lead the team in special-teams stops... Matched a career high with two special-teams tackles and forced a special teams fumble at Bal. (12/16)... Saw action in Denver's AFC Divisional Playoff Game vs. Bal. (1/12) and contributed a special-teams tackle.

COLLEGE: Johnson finished his four-year career at the University of Kansas with 229 tackles, 6.5 tackles for a loss and two sacks... Led the Jayhawks in tackles each of his final two seasons... Led the Big 12 Conference and ranked 21st in the country in tackles with 124 stops his senior season, while serving as a team captain... Tallied 95 tackles as a junior, including 4.5 for a loss and two sacks... Played in 10 games as a sophomore, recording nine stops on defense and contributing on special teams.

PERSONAL: Johnson earned all-state honors at Strath Haven High School in Wallingford, Pa., after leading the state in tackles (123) as a senior while also seeing time at running back... Named Defensive MVP and earned all-county honors as a senior... Competed in basketball and track for three years in high school... Majored in economics at Kansas, with a business minor... Steven Johnson was born on March 28, 1988, in Wallingford, Pa.

JOHNSON AN IMMEDIATE CONTRIBUTOR AS A ROOKIE

ROOKIES TO LEAD TEAM IN SPECIAL-TEAMS TACKLES, BRONCOS HISTORY (SINCE 1994)

Player	Year	No.
Wesley Woodyard	2008	11
Darcel McBath	2009	11
Steven Johnson	2012	10

JOHNSON'S REGULAR SEASON RECORD

Year	Club	G	S	UT	A	TT	S-Yds.	I-Yds.	PD	FF	FR	TD-Int.	TD-FR	S	Pts.
2012	Denver	11	0	0	0	0	0-0	0-0	0	0	0	0	0	0	0
2013	Denver	16	0	1	0	1	0-0	0-0	0	0	0	0	0	0	0
CAREER TOTALS		27	0	1	0	1	0-0	0-0	0	0	0	0	0	0	0

ADDITIONAL STATISTICS: Special teams tackles — 2012 (10), 2013 (7) TOTAL (17). Special teams forced fumbles — 2012 (1), TOTAL (1). Blocked punt returned for a 17-yard touchdown vs. Philadelphia 9/29/13.

JOHNSON'S POSTSEASON RECORD

Year	Club	G	S	UT	A	TT	S-Yds.	I-Yds.	PD	FF	FR	TD-Int.	TD-FR	S	Pts.
2012	Denver	1	0	0	0	0	0-0	0-0	0	0	0	0	0	0	0
2013	Denver	3	0	0	0	0	0-0	0-0	0	0	0	0	0	0	0
CAREER TOTALS		4	0	0	0	0	0-0	0-0	0	0	0	0	0	0	0

ADDITIONAL STATISTICS: Special teams tackles — 2012 (1), TOTAL (1).

JOHNSON'S SINGLE-GAME HIGHS

(Postseason in parentheses)

Tackles — 1 vs. Kansas City, 11/17/13 (none). **Special-teams tackles** — 3 at N.Y. Giants, 9/15/13 (1 vs. Baltimore, 1/12/13).

STEVEN JOHNSON'S GAME-BY-GAME

(Victories asterisked)

2013 DENVER		TACKLES									
Date	Opponent	P/S	UT	A	TT	S-Yds.	I-Yds.	PD	FF	FR	
Sep 5	vs. Baltimore*	P	0	0	0	0-0	0-0	0	0	0	
Sep 15	at N.Y. Giants*	P	0	0	0	0-0	0-0	0	0	0	
Sep 23	vs. Oakland*	P	0	0	0	0-0	0-0	0	0	0	
Sep 29	vs. Philadelphia*	P	0	0	0	0-0	0-0	0	0	0	
Oct 6	at Dallas*	P	0	0	0	0-0	0-0	0	0	0	
Oct 13	vs. Jacksonville*	P	0	0	0	0-0	0-0	0	0	0	
Oct 20	at Indianapolis	P	0	0	0	0-0	0-0	0	0	0	
Oct 27	vs. Washington*	P	0	0	0	0-0	0-0	0	0	0	
Nov 10	at San Diego*	P	0	0	0	0-0	0-0	0	0	0	
Nov 17	vs. Kansas City*	P	1	0	1	0-0	0-0	0	0	0	
Nov 24	at New England	P	0	0	0	0-0	0-0	0	0	0	
Dec 1	at Kansas City*	P	0	0	0	0-0	0-0	0	0	0	
Dec 8	vs. Tennessee*	P	0	0	0	0-0	0-0	0	0	0	
Dec 12	vs. San Diego	P	0	0	0	0-0	0-0	0	0	0	
Dec 22	at Houston*	P	0	0	0	0-0	0-0	0	0	0	
Dec 29	at Oakland*	P	0	0	0	0-0	0-0	0	0	0	
Regular Season Totals		16/0	1	0	1	0-0	0-0	0	0	0	

ADDITIONAL STATISTICS: Special teams tackles — 7. Blocked punt and returned it 17 yards for a touchdown vs. Phi., 9/29.

Jan 12	vs. San Diego†	P	0	0	0	0-0	0-0	0	0	0	
Jan 19	vs. New England#	P	0	0	0	0-0	0-0	0	0	0	
Feb 2	vs. Seattle\$	P	0	0	0	0-0	0-0	0	0	0	

Postseason Totals **3/0** **0** **0** **0** **0-0** **0-0** **0** **0** **0**

†AFC Divisional Playoff Game; #AFC Championship Game; \$Super Bowl XLVIII



WINSTON JUSTICE

77

OFFENSIVE TACKLE

6-6 • 317 • 8TH YR. • USC

BORN: Sept. 14, 1984, in Long Beach, Calif.

HIGH SCHOOL: Long Beach Poly High School, Long Beach, Calif.

ACQUIRED: Free Agent, 2013

NFL YEAR: 8th • **YEAR WITH BRONCOS:** 1st

NFL GAMES PLAYED/STARTED: 63/43 • **POSTSEASON GP/GS:** 7/3



JUSTICE AT A GLANCE:

- An eighth-year offensive tackle who played 63 regular-season games (43 starts) and seven postseason contests (3 starts) over his first eight NFL seasons with Philadelphia (2007-11), Indianapolis (2012) and Denver (2013).
- Named to the USA Today's All-Joe Team in 2009 after starting all 16 games for the Eagles.
- Started 12 regular-season games and one playoff contest for Indianapolis in 2012.
- Earned all-conference honors as a right tackle at USC, where he started during the school's 2003 national championship season.
- Garnered All-America honors at Long Beach Poly High School, helping the school to a 39-1-1 record.
- Signed by the Broncos as a free agent on Sept. 18, 2013.
- Drafted in the second round (39th overall) of the 2006 NFL Draft by Philadelphia.

CAREER TRANSACTIONS: Signed by Philadelphia as a draft choice 7/17/06; Traded from Philadelphia to Indianapolis 3/14/12; Signed by Denver 9/18/13.



2013: Justice played four games for the Broncos in 2013... Made his Broncos debut vs. Ten. (12/8)... Appeared in one postseason contest.

2012: Justice started all 12 regular-season games he played for Indianapolis as well as the team's Wild Card playoff game.

2011: Justice played six games (1 start), helping block for running back LeSean McCoy, who finished fourth in the NFL with 1,309 rushing yards... Helped the offensive line tie for fourth the NFL with just 32 sacks allowed.

2010: Justice started all 13 games he played, helping the Eagles rank fifth in rushing yards.

2009: Justice started all 16 games and earned a selection to the *USA Today's* All-Joe Team... Was a part of an Eagles offense that set a then-franchise-record with 429 points... Started the team's Wild Card playoff contest at Dal. (1/9).

2008: Justice appeared in five games (0 starts) for Philadelphia, helping the offense rank sixth in the NFL with 244.4 net passing yards per game.

2007: Justice played seven games (1 start) for the Eagles... Played his first NFL game at G.B. (9/9)... Made his first career start at NYG (9/30).

2006: Justice was drafted in the second round (39th overall) of the 2006 NFL Draft by Philadelphia... Did not appear in any games.

COLLEGE: Justice earned honorable mention all-conference honors as a right tackle at USC... Started at right tackle during the team's national championship season in 2003... Blocked for a pair of Heisman Trophy winners in Carson Palmer and Reggie Bush... Earned freshman All-America honors... Became USC's first true freshman to start on the offensive line since the 1996 season.

PERSONAL: Justice earned All-America honors at Long Beach (Calif.) Poly High School... Helped his school to a 39-1-1 record and earned three CIF Division I titles... Earned all-state honors... Registered 38 pancake blocks as a senior... Has made missionary visits to Uganda and Haiti.

JUSTICE'S REGULAR SEASON RECORD

Year	Club	G	S
2006	Philadelphia	0	0
2007	Philadelphia	7	1
2008	Philadelphia	5	0
2009	Philadelphia	16	16
2010	Philadelphia	13	13
2011	Philadelphia	6	1
2012	Indianapolis	12	12
2013	Denver	4	0
CAREER TOTALS		63	43

JUSTICE'S POSTSEASON RECORD

Year	Club	G	S
2008	Philadelphia	3	0
2009	Philadelphia	1	1
2010	Philadelphia	1	1
2012	Indianapolis	1	1
2013	Denver	1	0
CAREER TOTALS		7	3



TERRANCE KNIGHTON

94

DEFENSIVE TACKLE

6-3 • 335 • 5TH YR. • TEMPLE

BORN: July 4, 1986, in Hartford, Conn.

HIGH SCHOOL: Milford Academy, New Berlin, N.Y.

ACQUIRED: Unrestricted Free Agent (Jacksonville), 2013

NFL YEAR: 5th • YEAR WITH BRONCOS: 1st

NFL GAMES PLAYED/STARTED: 77/65 • POSTSEASON GP/GS: 3/3



KNIGHTON AT A GLANCE:

- A fifth-year defensive tackle who started 65-of-77 career games during his first five NFL seasons with Jacksonville (2009-12) and Denver (2013) and totaled 293 tackles (169 solo), 10.5 sacks (66 yds.), two interceptions (-1 yds.), 10 passes defended, three forced fumbles and one fumble recovery.
- Tallied 59 quarterback pressures in his first four seasons for the Jaguars, including 57 pressures during the last three seasons to rank second on the team during that span.
- Played under Broncos Defensive Coordinator Jack Del Rio in Jacksonville from 2009-11, starting all 45 games he appeared in for the former Jaguars head coach.
- Became the first defensive lineman in Jaguars history to start all 16 games as a rookie.
- Played 46 games (34 starts) at Temple University and totaled 26 career tackles for a loss as a three-year starter for the Owls.
- Joined the Broncos as an unrestricted free agent on March 14, 2013.
- Selected by Jacksonville in the third round (72nd overall) of the 2009 NFL Draft.

CAREER TRANSACTIONS: Signed by Jacksonville as a draft choice 7/31/09; Signed by Denver as an unrestricted free agent 3/14/13.



2013: Knighton started all 16 games in his first season with the Broncos, finishing with 31 tackles, three sacks, one interception, five tackles for a loss, seven quarterback hits and one fumble recovery... Started in his Broncos debut and made two tackles with a quarterback hit vs. Bal. (9/5)... Sacked Andrew Luck for a 7-yard loss at Ind. (10/20)... Made a pair of tackles, including one sack and a team-high three QB hits vs. Was. (10/27)... Registered a sack for his third-straight game, dropping Philip Rivers for a 3-yard loss at S.D. (11/10)... Recovered his first career fumble and returned it 13 yards at N.E. (11/25)... Made his second career interception on a pass deflected by Von Miller, and returned it 2 yards vs. Ten. (12/8)... Started all three playoff games, finishing with 12 tackles and one sack... Posted three tackles and one QB hit in his playoff debut vs. S.D. (1/12)... Tied for third on the team with four tackles, including two for a loss and one fourth-down sack of Tom Brady in the AFC Championship Game vs. N.E. (1/19)... Made five tackles, including one for a loss in Super Bowl XLVIII vs. Sea. (2/2).

2012: Knighton played all 16 games (5 starts) for the third time in his career and totaled 61 tackles (31 solo), two sacks (12 yds.), three passes defended and two forced fumbles... Ranked second on the Jaguars with 17 quarterback pressures.

2011: Knighton started all 13 games played and tallied 61 tackles (38 solo) and one pass defended while ranking third on the club with 17 quarterback pressures... Missed Games 9-11 with an ankle injury... Totaled 10 tackles (4 solo) at NYJ (9/18) to represent the third double-digit output of his career.

2010: Knighton opened all 16 games for the second consecutive season to begin his career and recorded a career-high 85 tackles (53 solo), four sacks (27 yds.), one interception (-3 yds.) and four passes defended... Ranked third on the club with 23 quarterback pressures and tied for fifth among AFC defensive tackles with his four sacks... Notched a career-best 11 tackles (9 solo) vs. Ten. (10/18)... Posted his first career interception at Dal. (10/31).

2009: Selected by Jacksonville in the third round (72nd overall) of the 2009 NFL Draft, Knighton became the first defensive lineman in team history to start every game as a rookie... Recorded 53 tackles (29 solo), 1.5 sacks (9 yds.), one pass defended and one forced fumble... Played every defensive snap and added four tackles in his NFL debut at Ind. (9/13).

COLLEGE: Knighton started three seasons at Temple University and totaled 184 tackles (105 solo), seven sacks, 26 tackles for a loss, three forced fumbles, six fumble recoveries and four blocked kicks in 46 games played (34 starts)... Accumulated at least 50 tackles in each of his final three seasons for the Owls, earning the team's defensive MVP honor as a junior and serving as a team captain his senior season.

PERSONAL: Knighton attended Windsor (Conn.) High School, where he was a two-year letterman at defensive end and tight end... Earned all-state honors in football as a junior and was named an All-CCC West League selection on the hardwood... Spent the 2004 season at Milford Academy in New Berlin, N.Y.... Terrance Knighton was born on July 4, 1986, in Hartford, Conn.

KNIGHTON'S REGULAR SEASON RECORD

Year	Club	G	S	UT	A	TT	S-Yds.	I-Yds.	PD	FF	FR	TD-Int.	TD-FR	S	Pts.
2009	Jacksonville	16	16	29	24	53	1.5-9	0-0	1	1	0	0	0	0	0
2010	Jacksonville	16	16	53	34	87	4-27	1--3	4	0	0	0	0	0	0
2011	Jacksonville	13	13	38	23	61	0-0	0-0	1	0	0	0	0	0	0
2012	Jacksonville	16	4	31	30	61	2-12	0-0	3	2	0	0	0	0	0
2013	Denver	16	16	18	13	31	3-18	1-2	1	0	1	0	0	0	0
CAREER TOTALS		77	65	169	124	293	10.5-66	2--1	10	3	1	0	0	0	0

KNIGHTON'S POSTSEASON RECORD

Year	Club	G	S	UT	A	TT	S-Yds.	I-Yds.	PD	FF	FR	TD-Int.	TD-FR	S	Pts.
2013	Denver	3	3	10	2	12	1-10	0-0	0	0	0	0	0	0	0
CAREER TOTALS		3	3	10	2	12	1-10	0-0	0	0	0	0	0	0	0

KNIGHTON'S SINGLE GAME HIGHS

(Postseason in parentheses)

Tackles — 11 vs. Tennessee, 10/18/10 (5 vs. Seattle, 2/2/14). **Sacks** — 1.5 vs. Philadelphia, 9/26/10 (1 vs. New England, 1/19/14). **Sack yards** — 21.5 vs. Philadelphia, 9/26/10 (10 vs. New England, 1/19/14). **Interceptions** — 1, twice, last vs. Tennessee, 12/8/13 (none). **Interception return yards** — 2 vs. Tennessee, 12/8/13 (none).

TERRANCE KNIGHTON'S GAME-BY-GAME

(Victories asterisked)

2013 DENVER		TACKLES													
Date	Opponent	P/S	UT	A	TT	S-Yds.	I-Yds.	PD	FF	FR					
Sep 5	vs. Baltimore*	S	1	1	2	0-0	0-0	0	0	0					
Sep 15	at N.Y. Giants*	S	1	2	3	0-0	0-0	0	0	0					
Sep 23	vs. Oakland*	S	0	1	1	0-0	0-0	0	0	0					
Sep 29	vs. Philadelphia*	S	0	1	1	0-0	0-0	0	0	0					
Oct 6	at Dallas*	S	0	0	0	0-0	0-0	0	0	0					
Oct 13	vs. Jacksonville*	S	0	1	1	0-0	0-0	0	0	0					
Oct 20	at Indianapolis	S	1	1	2	1-7	0-0	0	0	0					
Oct 27	vs. Washington*	S	2	0	2	1-8	0-0	0	0	0					
Nov 10	at San Diego*	S	2	0	2	1-3	0-0	0	0	0					
Nov 17	vs. Kansas City*	S	0	2	2	0-0	0-0	0	0	0					
Nov 24	at New England	S	3	1	4	0-0	0-0	0	0	1					
Dec 1	at Kansas City*	S	2	0	2	0-0	0-0	0	0	0					
Dec 8	vs. Tennessee*	S	0	0	0	0-0	1-2	1	0	0					
Dec 12	vs. San Diego	S	4	1	5	0-0	0-0	0	0	0					
Dec 22	at Houston*	S	2	1	3	0-0	0-0	0	0	0					
Dec 29	at Oakland*	S	0	1	1	0-0	0-0	0	0	0					
Regular Season Totals		16/16	18	13	31	3-18	1-2	1	0	1					
Jan 12	vs. San Diego†	S	2	1	3	0-0	0-0	0	0	0					
Jan 19	vs. New England#*	S	4	0	4	1-10	0-0	0	0	0					
Feb 2	vs. Seattle\$	S	4	1	5	0-0	0-0	0	0	0					
Postseason Totals		3/3	10	2	12	0-0	0-0	0	0	0					

†AFC Divisional Playoff Game; #AFC Championship Game; \$Super Bowl XLVIII



CHRIS KUPER

73

OFFENSIVE GUARD

6-4 • 303 • 8TH YR. • NORTH DAKOTA

BORN: Dec. 19, 1982, in Anchorage, Alaska

HIGH SCHOOL: A.J. Dimond High School, Anchorage, Alaska

ACQUIRED: Draft #5 (161st overall), 2006

NFL YEAR: 8th • YEAR WITH BRONCOS: 8th

NFL GAMES PLAYED/STARTED: 90/79 • POSTSEASON GP/GS: 1/1



KUPER AT A GLANCE:

- An eighth-year offensive guard who allowed just 12 sacks in 78 career starts (67 at right guard, 11 at left guard) in his first seven NFL seasons according to Stats Inc.
- Invited to the Pro Bowl as an alternate following the 2012 season despite playing just seven games (5 starts), electing not to play in the game due to injuries that limited him during the year.
- Selected by his teammates as the recipient of the Ed Block Courage Award in 2012 after persevering through a fractured/dislocated ankle suffered in the 2011 regular-season finale and a broken forearm sustained during training camp.
- Named a first-team All-Pro selection by *The Dallas Morning News* (Rick Gosselin) in 2011 after starting all 16 regular-season games and helping the Broncos lead the league in rushing with a team-record 2,632 yards.
- Finished as the NFL's only 16-game starting guard to not allow a sack in 2008 (Stats Inc.).
- Helped the Broncos set a club record for fewest sacks allowed (12) in 2008 and rank third in the league in yards per rush (4.8) despite placing seven running backs on injured reserve.
- Started the Broncos' final 11 games in 2007 at left guard after seeing time in one game with the club as a rookie in 2006.
- Received All-America honors from the Associated Press in each of his final two seasons at the University of North Dakota, where he logged his first 29 career starts at right guard before switching to left tackle early in his senior year.
- Selected by the Broncos in the fifth round (161st overall) of the 2006 NFL Draft.

CAREER TRANSACTIONS: Signed by Denver as a draft choice 7/27/06. Placed on injured reserve by Denver 1/3/12.



2013: Kuper played four games with one start for the Broncos in 2013... Made his 2013 debut, playing nine snaps on special teams at Dal. (10/7)... Played 28 snaps at right guard after tackle Orlando Franklin left the game with an injury and Louis Vasquez moved from right guard to right tackle vs. Jac. (10/13)... Made his first start of the season at Ind. (10/20).

2012: Kuper played seven regular-season contests (5 starts) and one playoff game (1 start), missing time during the season due to forearm and ankle injuries... Named a second alternate to the AFC Pro Bowl roster and was invited to play in the league's annual all-star game before declining due to injury... Voted by his teammates as Denver's Ed Block Courage Award winner... Made his season debut on special teams at N.E. (10/7) after missing the team's first four games with a forearm injury... Started his first game of the year and played every offensive snap at S.D. (10/15).

2011: Kuper opened all 16 regular-season games for the second time in his career and helped the Broncos lead the NFL in rushing with a team-record 2,632 yards on the ground... Named a first-team All-Pro selection by *The Dallas Morning News* (Rick Gosselin)... Injured his ankle in Denver's season finale vs. K.C. (1/1) and missed the postseason.

KUPER HOLDS OPPONENTS WITHOUT A SACK IN 2008

FEWEST SACKS ALLOWED, 16-GAME STARTING GUARDS, NFL, 2008 (Stats Inc.)

	Player	Yr.	Pos.	GP	GS	Sacks
1.	Chris Kuper, Den.	3rd	RG	16	16	0.0
2.	Jake Scott, Ten.	5th	RG	16	16	0.5
3.	Chris Snee, NYG	5th	RG	16	16	1.0
	Brian Waters, K.C.	9th	LG	16	16	1.0

2010: Kuper opened 15 contests at right guard for the second consecutive season, anchoring an interior offensive line that featured 34 starts by rookie or first-year players... Missed Week 2 vs. Sea. (9/19) due to a knee/ankle injury.

2009: Kuper started the Broncos' final 15 games of the year at right guard... Missed the season opener at Cin. (9/13) with an ankle injury.

2008: Kuper started all 16 games at right guard for Denver and was the only 16-game starting guard in the NFL to not allow a sack according to Stats Inc.... Helped the Broncos set a franchise record for fewest sacks allowed with 12 that tied for the fewest in the NFL... Blocked for a Denver offense that ranked third in the NFL in yards per rush (4.8) despite placing a league-high seven running backs on injured reserve... Part of a Broncos offense that was second in the league and first in the AFC in both yards per game (395.8) and yards per play (6.2).

2007: Kuper played on special teams in the Broncos' first five games of the season before starting the club's final 11 contests at left guard... Became a starter in Denver's sixth game of the year in place of Chris Myers, who moved from left guard to center to take over for an injured Tom Nalen... Helped the Broncos rank sixth in the NFL in yards per rush (4.4) during his 11 games as a starter.

2006: Selected by the Broncos in the fifth round (161st overall) of the 2006 NFL Draft, Kuper played on special teams in one game... Declared inactive for the first 11 games of the season before dressing but not playing in the following two contests... Made his NFL debut on special teams at Ari. (12/17).

COLLEGE: Kuper was a three-year starter at the University of North Dakota who received All-America honors from the Associated Press in each of his final two seasons... Played 48 career games (41 starts) at UND with the first 29 coming at right guard before he switched to left tackle early in his senior season... Earned his second consecutive Most Valuable Offensive Lineman award from the North Central Conference and was a first-team All-American (AP) and all-conference choice as a 13-game starter during his senior campaign... Nominated for the Gene Upshaw Award, presented to the best offensive or defensive lineman in Division II, as a first-team All-American during his senior year in 2005... Received second-team All-America recognition (AP) and the NCC Most Valuable Offensive Lineman award as a 14-game starter during his junior campaign.

PERSONAL: Kuper was an all-state selection as a two-way lineman at A.J. Dimond High School in Anchorage, Alaska... Contributed 119 tackles (65 solo) and 10 sacks during his senior campaign... Recognized as an all-conference choice on offense and defense following his junior and senior seasons while being named the conference's Most Valuable Lineman as a senior... Helped his high school reach the state championship as a junior... Was one of only two Division II players invited to play in the East-West Shrine Game... Majored in communications at North Dakota... Married Cynthia during the offseason leading up to the 2009 season... Chris Kuper was born on Dec. 19, 1982, in Anchorage, Alaska.

KUPER'S REGULAR SEASON RECORD

Year	Club	G	S
2006	Denver	1	0
2007	Denver	16	11
2008	Denver	16	16
2009	Denver	15	15
2010	Denver	15	15
2011	Denver	16	16
2012	Denver	7	5
2013	Denver	4	1
CAREER TOTALS		90	79

ADDITIONAL STATISTICS: Miscellaneous tackles — 2007 (2), 2008 (1), 2009 (1), 2011 (1), 2012 (2), TOTAL (7). Fumbles — 2008 (1FR), 2011 (1FR), TOTAL (2FR).

KUPER'S POSTSEASON RECORD

Year	Club	G	S
2012	Denver	1	1
CAREER TOTALS		1	1



PARIS LENON

51

LINEBACKER

6-2 • 240 • 12TH YR. • RICHMOND

BORN: Nov. 26, 1977, in Lynchburg, Va.

HIGH SCHOOL: Heritage (Va.) High School

ACQUIRED: College Free Agent, 2008

NFL YEAR: 12th • YEAR WITH BRONCOS: 1st

NFL GAMES PLAYED/STARTED: 189/128 • POSTSEASON GP/GS: 7/3



LENON AT A GLANCE:

- A 12th-year linebacker who played 189 games (128 starts) and made 923 tackles with 12 sacks, five interceptions, 34 pass breakups, 10 forced fumbles and six fumble recoveries in his first 12 seasons with Green Bay (2002-04), Detroit (2006-08), St. Louis (2009), Arizona (2010-12) and Denver (2013).
- Started all 16 games six total seasons in his career.
- Topped the 100-tackle mark in 2012 for the third consecutive season and fifth time in his career.
- Voted as the Cardinals' Steve Schoenfeld Good Guy Award recipient by the Arizona PFWA members in 2012.
- Elected as a Cardinals team captain in 2011 and '12.
- Collected a career-high 161 tackles with Detroit in 2007 to mark the seventh-highest total in franchise history.
- Played for the Memphis Maniax of the XFL in 2001.
- After being waived by the Carolina Panthers in 2000, worked in the United States Postal Service automation department while waiting for his next chance to break into the NFL.
- Entered the NFL with Carolina as a college free agent on April 26, 2000.
- Joined the Broncos as a free agent on Aug. 20, 2013.

CAREER TRANSACTIONS: Signed as an undrafted free agent by Carolina 4/26/00. Released by Carolina 6/9/00. Signed as a free agent by Green Bay 4/26/01. Released by Green Bay 7/24/01. Signed as a free agent by the Seattle Seahawks 8/16/01. Released by Seattle 8/27/01. Signed to Green Bay (practice squad) 12/27/01. Signed by Green Bay to a future contract 1/25/2002. Allocated by Green Bay to Amsterdam Admirals of NFL Europe 2/8/2002. Signed as an unrestricted free agent by the Detroit Lions 3/22/06. Signed by New England 5/27/09. Released by New England 9/5/09. Signed by St. Louis 9/16/09. Signed by Arizona 3/15/10. Signed by Denver 8/20/13.



2013: Lenon played 14 games (6 starts) in his first season with the Broncos, finishing with 20 tackles and two pass breakups... Made his first start as a Bronco and picked up his first tackle of the season vs. Jac. (10/13)... Tied for second on the team with eight tackles and added two pass breakups at Ind. (10/20)... Made one tackle in his first career postseason start vs. S.D. (1/12)... Started all three playoff games... Made a postseason career-high two tackles in Super Bowl XLVIII vs. Sea. (2/2).

2012: Lenon, who was voted as a team captain for the second straight season, started all 16 games for the third consecutive season with Arizona... Ranked second on the team with 106 tackles (89 solo) to mark the third season in a row that he topped the 100-tackle mark... Lenon finished with two sacks, one interception, five pass breakups, one forced fumble and one fumble recovery... Two of his tackles came behind the line of scrimmage and he was credited with nine quarterback pressures on the year... Both of his sacks came in the season opener vs. Sea. (9/9), a game in which he also recovered a fumble... Intercepted a pass at Min. (10/21).

2011: Lenon was elected as a team captain and started all 16 games for the second consecutive season with Arizona... Ranked second on the club with 203 tackles and registered a career-best three sacks... had a team-leading eight tackles, a half-sack and two QB pressures vs. Car. (9/11)... Recorded five tackles, one QB pressure, and shared a sack at Bal. 10/30 in his 150th career game... Tied for the team lead with a season-high 10 tackles, including seven solo tackles, vs. Stl. (11/6)... Recorded first full sack of the season, taking down Michael Vick in the first quarter at Phi. (11/13) and also had three tackles, including one for loss, one QB pressure and one pass defended... Matched a career high with a team-leading 10 solo tackles at S.F. (11/20) in his 100th career start... Recorded seven tackles and recovered a fumble after Sam Acho's sack of Sam Bradford in the first quarter at Stl. (11/27)... Collected a sack vs. Dal. (12/4) to go with five tackles, including one for loss, and one QB pressure...

2010: Lenon started all 16 games in first season with Arizona and led the team with 127 tackles... Established or matched career highs in interceptions (2), sacks (2) and passes defended (6)... Registered a team-high 11 tackles, including nine solo tackles, and one pass defended at Atl. (9/19)... Recorded eight tackles, one sack, one

interception, one pass defended and a team-high three tackles for loss vs. Oak. (9/26) with his sack and interception coming on consecutive plays: the sack came on a third-and-12 to force a punt and the interception came on the first play of the Raiders' next drive to mark his first career game with both a sack and an interception... Led the club with 11 tackles as well as one tackle for loss and one pass defended at S.D. (10/3)... Posted five tackles, one pass defended and intercepted Drew Brees at the Saints 4-yard line vs. N.O. (10/10)... Totaled five tackles and one forced fumble vs. T.B. (10/31)... Led the team with 11 tackles and one tackle for loss vs. Stl. (12/5)... Paced the club with six tackles, two tackles for loss and two passes defended in the season finale at S.F. (1/2).

2009: Lenon appeared in 15 games (10 starts) for the Rams... Ranked among the team's linebackers with 44 tackles and tied for club lead with three forced fumbles... Registered a season-high seven tackles at Jac. (10/18)... Recorded three tackles and a forced fumble vs. Sea. (11/29)... Forced a fumble for the second-straight game at Chi. (12/6)... Posted three tackles, a pass defended and a forced fumble vs. Hou. (12/20).

2008: For the third consecutive season, Lenon started all 16 games at middle linebacker for the Lions... Totaled 146 tackles, 1.5 sacks, two forced fumbles and tied a career-high with two fumble recoveries... Posted a then season-high 11 tackles (five solo) vs. Chi. (10/5)... Notched his first sack of the season when he took down Vikings QB Gus Frerotte at Min. (10/12)... Recorded nine tackles and recovered a fumble vs. Was. (10/26)... Tallied seven tackles, his second fumble recovery of the season and one pass defended at Car. (11/16)... Led Detroit with 12 tackles vs. Ten. (11/27)... Led the club with 13 tackles, established a career-high with two forced fumbles and added a half-sack vs. Min. (12/7)... Set a career-high with 17 tackles, (10 solo) at Ind. (12/14).

2007: Lenon started all 16 games for Detroit for the second-straight year, and finished second on the team with a career-high 161 tackles (101 solos), with that total marking the seventh-highest in Lions history... Recorded eight games with at least 10 tackles... Made six tackles and sacked Eagles QB Kevin Kolb, forcing a fumble at Phi. (9/23)... Totaled 12 tackles and recorded his second sack in as many games when he took down Brian Griese in the fourth quarter vs. Chi. (9/30)... Tied a then career-high with 14 tackles (eight solos) vs. T.B. (10/21)... Made a team-high 14 tackles (10 solo) at Chi. (10/28)... Tallied nine tackles and forced a Brandon Jacobs fumble in the third quarter vs. NYG (11/18)... Made seven tackles and intercepted QB Brodie Croyle in the second quarter, returning it 61 yards for his first career TD vs. K.C. (12/23).

2006: Lenon started all 16 games for the first time in his career, splitting time at strongside and middle linebacker for the Lions... Ranked second on the team with 97 tackles (60 solo) with one interception, three passes defended, two fumble recoveries and four special-teams tackles... Recovered his first fumble of the season in the second quarter vs. G.B. (9/24)... Picked up his first career interception when he stepped in front of a Brett Favre pass in the third quarter at G.B. (12/17)... Tied his season high with nine tackles and recovered a Tony Romo fumble in the third quarter at Dal (12/31).

2005: Lenon appeared in all 16 games (12 starts) for the Packers... All 12 starts came at outside linebacker, where he was part of a unit that ranked seventh in the NFL in total defense... Tallied 79 tackles (47 solos), 1.5 sacks, five passes defended and one forced fumble... Combined with DT Grady Jackson to drop Daunte Culpepper for his first career sack at Min. (10/23)... Recorded his first career solo sack and first career forced fumble on the same play, taking down Carson Palmer in the first quarter at Cin. (10/30)... Posted a season-high eight tackles (7 solos) with one pass defended vs. Chi. (12/25).

2004: Lenon played all 16 games (4 starts) for Green Bay during the regular season and also appeared in the team's Wild Card contest... Made his first career start in the season opener at Car. (9/13) and suffered a broken thumb in the game... Appeared in the next four games (1 start) despite wearing a cast... Started and made a then career-high 12 tackles and recorded his first career pass defended vs. Det. (12/12)... Played in the Wild Card matchup vs. Min. (1/9).

2003: Lenon appeared in all 16 regular-season games (0 starts) with the Packers for the second straight year, while also playing both postseason games... Ranked second on the team with 16 special-teams tackles... Recorded two special-teams tackles and one tackle on defense at Stl. (10/19)... Made a season-high four tackles in the season finale vs. Den (12/28)... Recorded two special-teams tackles in the Wild Card matchup vs. Sea. (1/4)... Played, but did not record any statistics in the Divisional matchup at Phi. (1/11).

2002: Lenon played all 16 games (0 starts) and one postseason contest for the Packers, leading the team with 22 special-teams tackles during the regular season, which was the highest total by a Green Bay player in 12 years and the fourth-highest total in franchise history at that time... Established a career high with four special-teams tackles at Det. (9/22)... Recorded his first tackle on defense and added two special-teams tackles vs. Car. (9/29)... Appeared in the Wild Card matchup but did not record any statistics vs. Atl. (1/4)... Was allocated to NFL Europe by the Packers, where he started all 10 games for the Amsterdam Admirals and led the team with 50 tackles, while also totaling two interceptions and five passes defended prior to the 2002 NFL season.

2001: Lenon signed to the Packers practice squad on Dec. 27, where he spent the remainder of the season and postseason... Played the 2001 XFL season with the Memphis Maniax and saw action in four games, collecting 14 tackles.

COLLEGE: Lenon was a three-year starter and four-year letterman at the University of Richmond, where he appeared in 45 games (24 starts) during his collegiate career... Totaled 320 tackles, 12 sacks, four forced fumbles, two fumble recoveries, 10 passes defended and one interceptions for the Spiders... Named All-Atlantic 10 Conference in both 1998 (1st-team) and 1999 (2nd-team)... Finished second on the team in tackles in his sophomore (1997) and junior (1998) seasons... Returned a blocked FG 80 yards for a TD against Northeastern during his sophomore season... Played primarily on special teams as a redshirt freshman in 1996.

PERSONAL: Lenon earned Western Virginia district Defensive Player of the Year honors as a senior at Heritage High School in Lynchburg, Va.... Also earned two letters in football and basketball and one in baseball... Has studied martial arts, including Muay Thai and American karate... Called "Mike" by his family (his middle name is Michael) to distinguish him from his father and his grandfather, who are also named Paris... His father, Paris, played basketball at North Carolina Central from 1964-68... Paris Michael Lenon was born on Nov. 26, 1977 in Lynchburg, Va.

LENON'S REGULAR SEASON RECORD

Year	Club	G	S	UT	A	TT	S-Yds.	I-Yds.	PD	FF	FR	TD-Int.	TD-FR	S	Pts.
2002	Green Bay	16	0	3	1	4	0-0	0-0	0	0	0	0	0	0	0
2003	Green Bay	16	0	5	3	8	0-0	0-0	0	0	0	0	0	0	0
2004	Green Bay	16	4	17	11	28	0-0	0-0	1	0	0	0	0	0	0
2005	Green Bay	16	12	47	32	79	1.5-9.5	0-0	5	1	0	0	0	0	0
2006	Detroit	16	16	60	37	97	0-0	1-0	3	0	2	0	0	0	0
2007	Detroit	16	16	101	60	161	2-16	1-61	4	2	0	1	0	0	6
2008	Detroit	16	16	98	48	146	1.5-6	0-0	3	2	2	0	0	0	0
2009	St. Louis	15	10	25	19	44	0-0	0-0	1	3	0	0	0	0	0
2010	Arizona	16	16	97	30	127	2-14	2-12	6	1	0	0	0	0	0
2011	Arizona	16	16	70	33	103	3-17.5	0-0	4	0	1	0	0	0	0
2012	Arizona	16	16	89	17	106	2-13	1-0	5	1	1	0	0	0	0
2013	Denver	14	6	14	6	20	0-0	0-0	2	0	0	0	0	0	0
CAREER TOTALS		189	128	626	297	923	12-76	5-73	34	10	6	1	0	0	6

ADDITIONAL STATISTICS: Special teams tackles — 2002 (22), 2003 (16), 2006 (4), 2013 (2) TOTAL (44).

LENON'S POSTSEASON RECORD

Year	Club	G	S	UT	A	TT	S-Yds.	I-Yds.	PD	FF	FR	TD-Int.	TD-FR	S	Pts.
2002	Green Bay	1	0	0	0	0	0-0	0-0	0	0	0	0	0	0	0
2003	Green Bay	2	0	0	0	0	0-0	0-0	0	0	0	0	0	0	0
2004	Green Bay	1	0	0	0	0	0-0	0-0	0	0	0	0	0	0	0
2013	Denver	3	3	4	0	4	0-0	0-0	0	0	0	0	0	0	0
CAREER TOTALS		7	3	4	0	4	0-0	0-0	0	0	0	0	0	0	0

ADDITIONAL STATISTICS: Special teams tackles — 2003 (2), TOTAL (2).

LENON'S SINGLE-GAME HIGHS

(Postseason in parentheses)


Tackles — 17 at Indianapolis, 12/14/08 (2 vs. Seattle, 2/2/14). **Interceptions** — 1, five times, last at Minnesota, 10/21/12 (none). **Interception return yards** — 61t vs. Kansas City, 12/23/07 (none). **Sacks** — 2 vs. Seattle, 9/9/12 (none). **Sack yards** — 13 vs. Seattle, 9/9/12 (none). **Pass breakups** — 3 at Philadelphia, 11/27/05 (none). **Forced fumbles** — 2 vs. Minnesota, 12/7/08 (none). **Fumble recoveries** — 1, six times, last vs. Seattle, 9/9/12 (none). **Special-teams tackles** — 4 at Detroit, 9/22/02 (2 vs. Seattle, 1/14/04).

PARIS LENON'S GAME-BY-GAME

(Victories asterisked)

2013 DENVER		TACKLES									
Date	Opponent	P/S	UT	A	TT	S-Yds.	I-Yds.	PD	FF	FR	
Sep 5	vs. Baltimore*	P	1	0	1	0-0	0-0	0	0	0	
Sep 15	at N.Y. Giants*	P	0	0	0	0-0	0-0	0	0	0	
Sep 23	vs. Oakland*	P	0	0	0	0-0	0-0	0	0	0	
Sep 29	vs. Philadelphia*										
Oct 6	at Dallas*										
Oct 13	vs. Jacksonville*	S	1	0	1	0-0	0-0	0	0	0	
Oct 20	at Indianapolis	S	3	5	8	0-0	0-0	2	0	0	
Oct 27	vs. Washington*	P	0	0	0	0-0	0-0	0	0	0	
Nov 10	at San Diego*	P	0	0	0	0-0	0-0	0	0	0	
Nov 17	vs. Kansas City*	P	0	0	0	0-0	0-0	0	0	0	
Nov 24	at New England	P	0	0	0	0-0	0-0	0	0	0	
Dec 1	at Kansas City*	P	0	0	0	0-0	0-0	0	0	0	
Dec 8	vs. Tennessee*	S	2	1	3	0-0	0-0	0	0	0	
Dec 12	vs. San Diego*	S	2	0	2	0-0	0-0	0	0	0	
Dec 22	at Houston*	S	3	0	3	0-0	0-0	0	0	0	
Dec 29	at Oakland*	S	2	0	2	0-0	0-0	0	0	0	
Regular Season Totals			14/6	14	6	20	0-0	0-0	2	0	0
ADDITIONAL STATISTICS: Special teams tackles — 2.											
Jan 12	vs. San Diego†	S	1	0	1	0-0	0-0	0	0	0	
Jan 19	vs. New England#	S	1	0	1	0-0	0-0	0	0	0	
Feb 2	vs. Seattle\$	S	2	0	2	0-0	0-0	0	0	0	
Postseason Totals			3/3	4	0	4	0-0	0-0	0	0	0

†AFC Divisional Playoff Game; #AFC Championship Game; \$Super Bowl XLVIII



PEYTON MANNING

18

QUARTERBACK

6-5 • 230 • 16TH YR. • TENNESSEE

BORN: March 24, 1976, in New Orleans

HIGH SCHOOL: Isidore Newman High School, New Orleans

ACQUIRED: Free Agent, 2012

NFL YEAR: 16th • YEAR WITH BRONCOS: 2nd

NFL GAMES PLAYED/STARTED: 240/240 • POSTSEASON GP/GS: 23/23



MANNING AT A GLANCE:

- A 16th-year player and the NFL's only five-time MVP whose 13 Pro Bowl selections are the most by a quarterback in league history.
- Ranks second all-time in passing touchdowns (491), yards (64,964) and completions (5,532) and is third in attempts (8,452).
- Set NFL single-season records in passing yards (5,477) and touchdown passes in 2013.
- Totaled the second-most wins (167) by a quarterback in NFL annals, including a league-record 12 double-digit victory seasons.
- Named NFL Comeback Player of the Year by the Associated Press and finished as the runner-up for MVP following his first season with the Broncos in 2012 in which he led the team to its second consecutive AFC West title and the AFC's No. 1 seed.
- Set Broncos single-season records in nearly every major passing category in 2013, including completions (450), attempts (659), passing yards (5,477), touchdown passes (55) and quarterback rating (115.1).
- Selected to the NFL's All-Decade Team for the 2000s as chosen by the Pro Football Hall of Fame Selection Committee.
- Voted Super Bowl XLI MVP (2006 season) after leading the Colts to their first World Championship since 1970 in a 29-17 win over the Bears.
- Totaled an NFL-record eight 300-yard passing games in 20 playoff games in addition to tying for the second-most postseason completions (481) and ranking fourth in both passing yards (5,679) and touchdowns (32).
- Named AFC Offensive Player of the Week on 25 occasions while being selected as AFC Offensive Player of the Month eight times.
- Threw for 300 yards in 92 total games (72 reg. season, 8 postseason) and three or more touchdowns in 89 combined games (83 reg. season, 6 postseason) to represent league records in both categories.
- Owns the most 4,000-yard passing seasons (13) in NFL history and is the only player to throw for more than 3,000 yards in his first 13 professional seasons.
- Recorded at least a .500 record against 28 of the 31 NFL teams he has faced during his career.
- Received the Byron "Whizzer" White Humanitarian Award in 2005 and was named the Walter Payton NFL Man of the Year in 2005.
- His jersey No. 18 is technically retired by the Broncos, but former quarterback Frank Tripucka gave Manning his blessing to wear the number.
- Started 45-of-48 games at the University of Tennessee and left college with 33 school records, eight Southeastern Conference marks and two NCAA standards.
- Led the Volunteers to an SEC Championship as a senior in 1997 and finished as the Heisman trophy runner-up and a consensus All-American.
- Joined the Broncos as an unrestricted free agent on March 20, 2012.
- Selected by Indianapolis in the first round (1st overall) of the 1998 NFL Draft.

CAREER TRANSACTIONS: Signed by Indianapolis as a draft choice 7/29/98; Released by Indianapolis 3/7/12; Signed by Denver 3/20/12.



18's TROPHY CASE

NFL MVP (5) 2003-04, '08-09, '13
Super Bowl XLI MVP 2006
All-Decade Team 2000s
Pro Bowls (13)	..1999-2000, '02-10, '12-13
Pro Bowl MVP 2004
All-Pro (1st Team) (7)	..2003-05, '08-09, '12-13
All-Pro (2nd Team) (3)	..1999-2000, '06
Comeback Player of the Year 2012

2013: Manning earned his NFL-record fifth MVP Award, 13th Pro Bowl and seventh first-team All-Pro selection after setting NFL single-season records in touchdown passes (55) and passing yards (5,477), while tying for the second-most completions (450) in a single season. Started all 16 games and finished the season completing 450-of-659 passes (68.3 pct.) for 5,477 yards, 55 touchdowns, 10 interceptions for a passer rating of 115.1...

MANNING NAMED NFL MOST VALUABLE PLAYER FOUR TIMES

MOST NFL MOST VALUABLE PLAYER AWARDS, NFL HISTORY

Player	MVPs	Years Selected
1. Peyton Manning	5	2003-04, '08-09, '13
2. Brett Favre	3	1995-97
Johnny Unitas	3	1959, '64, '67
Jim Brown	3	1957-58, 1965
5. Tom Brady	2	2007, '10
Kurt Warner	2	1999, 2001
Steve Young	2	1992, '94
Joe Montana	2	1989-90

Named AFC Offensive Player of the Month for September and December... Tied an NFL record with seven touchdown passes, becoming just the second player in league history to throw seven touchdown pass with zero interceptions in a game in Denver's season-opening win vs. Bal. (9/5)... Completed 27-of-42 passes for 462 yards with the yardage total representing the second highest of his career and tying for the third highest single-game total in Broncos history... Threw for 307 yards with two touchdowns with zero interceptions at NYG (9/15) to become the first player in NFL history to throw for nine touchdowns without an interception in the first two games of a season... Set an NFL record with 12 touchdown passes through three games after tossing three scores on *Monday Night Football* vs. Oak. (9/23), while setting a career-high and Broncos franchise record with a .865 completion percentage (32-of-37 passing)... Turned in his 24th career four-touchdown game to set a new league record, while finishing 28-of-34 for 327 yards with a 146.0 rating vs. Phi. (9/29)... Passed Dan Marino for second place on the NFL's all-time passing yardage list after passing for 414 yards and four touchdowns at Dal. (10/6)... Passed Marino for second place on the NFL's career leaderboard for games with a touchdown pass (204) after completing 28-of-42 passes for 295 yards with a pair of touchdowns vs. Jac. (10/13)... Completed 29-of-49 passes for 386 yards with three touchdowns and one interception in his first career game at Ind. (10/20)... Engineered his 50th career game-winning drive in the fourth quarter or overtime, extending his NFL record in that category vs. Was. (10/27)... Threw for 330 yards and four touchdowns at S.D. (11/10) to continue his historic pace with the most passing yards through nine games and tying for most touchdown passes through nine games... Threw his 71st touchdown pass as a Bronco, tying for third place all-time vs. K.C. (11/17)... Broke his own Broncos single-season touchdown record after throwing for 403 yards with five touchdowns at K.C. (12/1) to increase his season total to 41 touchdown passes... Set a franchise record with 39 completions and established a career high while tying the Broncos' all-time single-game record with 59 attempts, finishing with 397 yards and four touchdowns to become the first player in at least 15 years to throw for at least four touchdowns with zero interceptions in a game with a temperature below 20 degrees vs. Ten. (12/8)... Moved into fourth place on the NFL's single-season passing touchdown list with a pair of touchdown passes vs. S.D. (12/12), bringing his season total to 47... Threw for 400 yards and four touchdowns to set a new NFL single-season passing touchdown mark at Hou. (12/22)... Broke the NFL's single-season passing yardage record after completing 25-of-28 passes for 266 yards with four touchdowns and zero interceptions for a 145.8 QB rating with that 89.3 completion percentage marking the second-highest figure for a single game in NFL history among players who attempted as many passes as he did at Oak. (12/29)... Completed 25-of-36 passes for 230 yards and two touchdowns with one interception in Denver's Divisional Round win vs. S.D. (1/12)... Joined Craig Morton and Kurt Warner as the only quarterbacks in pro football history to lead two teams to the Super Bowl after completing 32-of-43 passes for 400 yards with two touchdowns in the AFC Championship Game vs. N.E. (1/19)... Set a Super Bowl record with a career postseason-best 34 completions in Super Bowl XLVIII vs. Sea. (2/2).

2012: Manning started all 16 games in his first season as a Bronco and set franchise single-season records in nearly every major passing category, including completions (400), completion percentage (68.6), passing yards (4,659), touchdown passes (37) and quarterback rating (105.8)... Earned NFL Comeback Player of the Year and first-team All-Pro accolades from the Associated Press in addition to finishing as runner-up for league MVP... Selected to his 12th career Pro Bowl to set an NFL record for quarterbacks... Became the third (and fastest) player to 400 career touchdowns with his 71-yard scoring pass to wide receiver Demaryius Thomas in Denver's season-opening 31-19 win vs. Pit. (9/9)... Passed John Elway for third place in all-time pass attempts at Atl. (9/17)... Threw for 330 yards vs. Hou. (9/23) to mark his 64th career 300-yard game, setting an NFL record... Earned AFC Offensive Player of the Week honors as he led the Broncos back from a 24-point deficit to defeat the Chargers, throwing for 309 yards on 24-of-30 passing with three touchdowns and one interception at S.D. (10/15)... Became the second quarterback (Steve Young, 1998) to throw for 300 yards with three touchdowns in four consecutive games after completing 22-of-30 passes for 305 yards with three touchdowns vs. N.O. (10/28)... Led his 48th career game-winning drive in the fourth quarter or overtime to set an NFL record in Denver's 31-23 win at Cin. (11/4)... Moved into second place all time with his 149th win and secured his 14th season with at least

MANNING SELECTED TO 13 PRO BOWLS

MOST PRO BOWL SELECTIONS BY A QUARTERBACK, NFL HISTORY

Player	No.	Years Selected
1. Peyton Manning	13	1999-2000, '02-10, '12-13
2. Brett Favre	11	1992-93, '95-97, '2001-03, '07-09
3. John Elway	9	1986-89, '91-94, '96-98
Dan Marino	9	1983-87, '91-92, '94-95
Warren Moon	9	1988-95, '97

25 touchdown passes after throwing for two scores at K.C. (11/25)... Passed Marino for second all-time in completions and became the Broncos single-season franchise leader with his 28th touchdown pass of the season vs. T.B. (12/2)... Completed his 5,000th career pass, finishing 26-of-36 for 310 yards with one touchdown and one interception at Oak. (12/6)... Became the first quarterback in the Super Bowl era to achieve nine 11-win seasons with Denver's 34-17 victory at Bal. (12/16)... Tied Brett Favre with his 72nd game with three-or-more passing touchdowns vs. Cle. (12/23)... Threw three touchdowns in Denver's AFC Divisional Playoff Game vs. Bal. (1/12) to tie Dan Marino for the fourth-most passing touchdowns (32) in playoff annals.

2011: Manning was inactive for all 16 regular-season games with a neck injury, ending his NFL-record streak of 208 consecutive starts to begin his career.

2010: Manning opened all 16 games for the 13th consecutive season and totaled Colts franchise marks and career highs in attempts (679), completions (450) and passing yards (4,700) while adding 33 touchdowns and 17 interceptions (91.9 rtg.)... Selected to his 11th career Pro Bowl to tie Brett Favre for the NFL record by a quarterback... Led the NFL in both completions and attempts... Set career bests in attempts (57) and completions (40) in the Colts' season opener at Hou. (9/12)... Opened the season with a career-best three consecutive games with at least three touchdowns and no interceptions... Completed 25-of-35 passes (71.4%) for 319 yards with two touchdowns (118.6 rtg.) at Ten. (12/9) to earn AFC Player of the Week honors... Connected on 18-of-26 passes (69.2%) for 225 yards with one touchdown (108.7 rtg.) in Indianapolis' Wild Card Playoff Game vs. NYJ (1/8).

2009: Manning won his second consecutive NFL Most Valuable Player award and NFL-record fourth MVP honor overall after opening all 16 games and completing 393-of-571 passes (68.8%) for 4,500 yards with 33 touchdowns and 16 interceptions (99.9 rtg.)... Earned his 10th career Pro Bowl selection and was named first-team All-Pro by the Associated Press for the fifth time... Became the first quarterback in NFL history to throw for 40,000 yards in a decade... Opened three postseason contests and completed 87-of-128 passes (68.0%) for 956 yards with six touchdowns and two interceptions (99.0 rtg.) while leading the Colts to their second Super Bowl in four seasons... Named AFC Offensive Player of the Month for September after passing for 983 yards and seven touchdowns while posting a 117.7 rating.

2008: Manning opened all 16 games and was named NFL Most Valuable Player for the third time after completing 371-of-555 passes (66.8%) for 4,002 yards with 27 touchdowns and 12 interceptions (95.0 rtg.) in the regular season... Named to his ninth career Pro Bowl and earned first-team All-Pro accolades from the Associated Press... Selected as AFC Offensive Player of the Week after completing 19-of-28 passes (67.9%) for 271 yards and three touchdowns (134.7 rtg.) in a win vs. Bal. (10/12)... Started Indianapolis' AFC Wild Card Game at S.D. (1/3) and completed 25-of-42 passes (59.5%) for 310 yards with one touchdown (90.4 rtg.).

2007: Manning started all 16 games and was named to the eighth Pro Bowl of his career after completing 337-of-515 passes (65.4%) for 4,040 yards with 31 touchdowns and 14 interceptions (98.0 rtg.)... Had a personal-best streak of 190 passes without an interception snapped at Ten. (9/16)... Connected on 20-of-29 passes (69.0%) for 288 yards with four touchdowns and one interception (126.1 rtg.) vs. Jac. (12/2) to earn AFC Player of the Week honors... Opened the Colts' AFC Divisional Playoff Game vs. S.D. (1/13) and completed 33-of-48 passes (68.8%) for 402 yards with three touchdowns and two interceptions (97.7 rtg.).

2006: Manning played all 16 regular-season games during Indianapolis' Super Bowl season, completing 362-of-557 passes (65.0%) for 4,397 yards with 31 touchdowns and a career-low nine interceptions (101.0 rtg.)... Tied a career high with four rushing touchdowns and was named to his seventh Pro Bowl... Completed 97-of-153 passes (63.4%) for 1,034 yards with three touchdowns and seven interceptions (70.5 rtg.) in four postseason contests... Earned AFC Offensive Player of the Week honors after his performances vs. Hou. (9/17), vs. Was. (10/22), vs. Cin. (12/18) and vs. Mia. (12/31)... Named Offensive Player of the Month for October... Directed the Colts to 32 second-half points in the AFC Championship Game vs. N.E. (1/21) to give Indianapolis a 38-34 come-from-behind win against the Patriots... Completed 25-of-38 passes (65.8%) for 247 yards with one touchdown and one interception (81.8 rtg.) in Indianapolis' 29-17 win in Super Bowl XLI vs. Chi. (2/4) to become the first Colts player to earn Super Bowl MVP honors.

2005: Manning was named to his sixth career Pro Bowl and earned first-team All-Pro honors from the Associated Press for the third consecutive season after starting all 16 games and completing 305-of-453 passes (67.3%) for 3,747 yards with 28 touchdowns and 10 interceptions (104.1 rtg.)... Named AFC Player of the Week after connecting on 28-of-37 passes (75.7%) for 321 yards with three touchdowns and one interception (117.1 rtg.) at N.E. (1/7)... Opened the Colts' AFC Divisional Playoff Game vs. Pit. (1/15) and completed 22-of-38 passes (57.9%) for 290 yards with one touchdown (90.9 rtg.)... Named the 2005 Walter Payton Man of the Year.

2004: Manning earned NFL MVP honors and Associated Press first-team All-Pro accolades for the second consecutive season, opening all 16 contests and completing 336-of-497 passes (67.6%) for 4,557 yards with 49 touchdowns and just 10 interceptions... Set NFL records for single-season touchdowns (49) and quarterback rating (121.1)... Started two playoff games and completed 54-of-75 passes (72.0%) for 696 yards with four touchdowns and two interceptions (107.4 rtg.)... Named AFC Offensive Player of the Week on four occasions, including a six-touchdown performance at Det. (11/25) that also marked an NFL record with his fifth consecutive game with four scoring passes... Earned AFC Offensive Player of the Month honors for November... Totaled the second-highest passing total in NFL postseason history in the Colt's AFC Wild Card Game vs. Den. (1/9) after completing 27-of-33 passes (81.8%) for 458 yards with four touchdowns and one interception (145.7 rtg.).

2003: Manning received his first NFL Most Valuable Player honor in addition to being named first-team All-Pro by the Associated Press after starting all 16 regular-season games and completing 379-of-566 passes (67.0%) for 4,267 yards with 29 touchdowns and 10 interceptions... Earned Pro Bowl recognition for the fourth time in his career... Began the season by tossing a career-high six touchdown passes in the opener at N.O. (9/28) and

MANNING'S 4,000-YARD PASSING SEASONS

MOST 4,000-YARD PASSING SEASONS, NFL HISTORY

Player	No.	Years
1. Peyton Manning	13	1999-2004, '06-10, '12-13
2. Drew Brees	7	2006-2011
3. Brett Favre	6	1995, '98-99, 2004, '07, '09
Dan Marino	6	1984-86, '88, 1992, '94
5. Tom Brady	5	2005, '07, '09, 2011
6. Phillip Rivers	4	2008-2011
Warren Moon	4	1990-91, 94-95

earned AFC Offensive Player of the Week accolades for his effort... Named AFC Offensive Player of the Month for September... Completed 25-of-30 passes (83.3%) for 290 yards and five touchdowns vs. Atl. (12/14) to earn his second conference player of the week honor... Connected on 22-of-26 passes (84.6%) for 377 yards with five touchdowns and his fourth-career perfect passer rating (158.3) in the Colts' AFC Wild Card Game vs. Den. (1/4).

2002: Manning earned his third career Pro Bowl selection, completing 392-of-591 passes (66.3%) for 4,200 yards with 27 touchdowns and 19 interceptions (88.8 rtg.) during the regular season in 16 starts... Opened Indianapolis' AFC Wild Card Game at NYJ (1/4) and completed 14-of-31 passes (45.2%) for 137 yards with two interceptions (31.3 rtg.).

2001: Manning started all 16 games and connected on 343-of-547 passes (62.7%) for 4,131 yards with 26 touchdowns and 23 interceptions... Led the AFC and ranked second in the NFL with his 4,131 passing yards... Added four rushing touchdowns, including a career-long 33-yard scoring run at Buf. (11/4).

2000: Manning earned his second career Pro Bowl selection and was named second-team All-Pro by the Associated Press after starting all 16 regular-season games and completing 357-of-571 passes (62.5%) for 4,413 yards with 33 touchdowns and 15 interceptions... Ranked first in the NFL in completions and passing yards while tying for the league lead in touchdowns... Joined wide receiver Marvin Harrison and running back Edgerrin James as the first NFL triumvirate to post 4,000-1,000-1,000 numbers in consecutive seasons.

1999: Manning earned his first career Pro Bowl honor and was named second-team All-Pro by the Associated Press and AFC Offensive Player of the Year after starting all 16 regular-season games and completing 331-of-533 passes (62.1%) for 4,135 yards with 26 touchdowns and 15 interceptions (90.7 rtg.)... Helped the Colts post a 10-game win improvement from the previous year to mark the best one-season turnaround in NFL history... Completed 19-of-42 passes (45.2%) for 227 yards (60.9 rtg.) in the Colts' AFC Divisional Playoff Game vs. Ten. (1/16).

1998: Selected by Indianapolis with the No. 1 overall pick of the 1998 NFL Draft, Manning started all 16 games and set Colts and NFL rookie records for completions (326), attempts (575), yards (3,739) and touchdowns (26)... Passed for at least one touchdown in 15-of-16 games... Named to the PFWA All-Rookie First Team... Earned AFC Offensive Player of the Week honors after completing 26-of-44 passes (59.1%) for 276 yards with three touchdowns and two interceptions (81.2 rtg.) vs. NYJ (11/15).

COLLEGE: Manning was a four-year starter at the University of Tennessee, where he left college with 33 school records, eight Southeastern Conference marks and two NCAA standards... Ended his career with the most wins in SEC history (39-6), including a 26-4 mark as a starter in conference games... Ranked third in NCAA history with 11,201 passing yards and fourth in Division-I annals with 89 touchdowns... Named a consensus All-American and was the Heisman Trophy runner-up as a senior in 1997 after leading the Volunteers to an SEC Championship... Named MVP of the SEC Championship Game after completing 25-of-43 passes (58.1%) for 373 yards with four touchdowns and two interceptions in a 30-29 win over Auburn University... Won the Maxwell Award for college football's player of the year and the Davey O'Brien Award for the nation's top quarterback... Named to the AFCA Good Works Team for community service... Led Tennessee to a 10-2 record and was the MVP of the Volunteers' 48-28 Citrus Bowl win over Northwestern University... Went 11-1 as a sophomore, including a 20-14 Citrus Bowl win against Ohio State University... Named SEC Freshman of the Year in 1994 after starting 8-of-11 games.

PERSONAL: Manning attended Isidore Newman High School in New Orleans, where he helped the team to a 34-5 record in three seasons as a starter... Named Gatorade Circle of Champions National Player of the Year and Columbus (Ohio) Touchdown Club National Offensive Player of the Year as a senior... Formed the PayBack Foundation in 1999 to provide growth and leadership opportunities for disadvantaged youth... The foundation has distributed more than \$6.5 million in grants and programs to youth-based community organizations in Colorado, Indiana, Louisiana and Tennessee, including \$581,000 in 2013... Continues to maintain a strong relationship with St. Vincent's Children's Hospital (Indianapolis), which in 2007 was renamed the "Peyton Manning Children's Hospital at St. Vincent"... Serves as a member of the American Red Cross National Celebrity Cabinet and the Board of Visitors of the College of Arts and Sciences at the University of Tennessee... Started the Peyton Manning Scholarship program at Tennessee that has honored 20 incoming college students in the last 16 years on the basis of academic achievement, leadership and community service... His father, Archie, was an All-American at the University of Mississippi in 1969 and 1970 and had a 14-year playing career in the NFL with New Orleans (1971-82), Houston (1982-83) and Minnesota (1983-84)... His brother, Eli, also attended Ole Miss and was named the MVP of Super Bowls XLII and XLVI for the New York Giants... Manning and his wife, Ashley, have 2-year-old twins, a boy and a girl, Marshall Williams and Mosley Thompson... Peyton Williams Manning was born on March 24, 1976, in New Orleans.

MANNING'S REGULAR SEASON RECORD

Year	Club	G	S	Att.	Comp.	Pct.	PASSING										Rtg.
							Yds.	Yds./Att.	TD	%	Int.	%	LG	Sack/Yds.			
1998	Indianapolis	16	16	575	326	56.7	3,739	6.5	26	4.5	28	4.9	78t	22/109	71.2		
1999	Indianapolis	16	16	533	331	62.1	4,135	7.8	26	4.9	15	2.8	80t	14/116	90.7		
2000	Indianapolis	16	16	571	357	62.5	4,413	7.7	33	5.8	15	2.6	78t	20/131	94.7		
2001	Indianapolis	16	16	547	343	62.7	4,131	7.6	26	4.8	23	4.2	86t	29/232	84.1		
2002	Indianapolis	16	16	591	392	66.3	4,200	7.1	27	4.6	19	3.2	69	23/145	88.8		
2003	Indianapolis	16	16	566	379	67.0	4,267	7.5	29	5.1	10	1.8	79t	18/107	99.0		
2004	Indianapolis	16	16	497	336	67.6	4,557	9.2	49	9.9	10	2.0	80t	13/101	121.1		
2005	Indianapolis	16	16	453	305	67.3	3,747	8.3	28	6.2	10	2.2	80t	17/81	104.1		
2006	Indianapolis	16	16	557	362	65.0	4,397	7.9	31	5.6	9	1.6	68t	14/86	101.0		
2007	Indianapolis	16	16	515	337	65.4	4,040	7.8	31	6.0	14	2.7	73t	21/124	98.0		
2008	Indianapolis	16	16	555	371	66.8	4,002	7.2	27	4.9	12	2.2	75	14/86	95.0		
2009	Indianapolis	16	16	571	393	68.8	4,500	7.9	33	5.8	16	2.8	80t	10/74	99.9		
2010	Indianapolis	16	16	679	450	66.3	4,700	6.9	33	4.9	17	2.5	73t	16/91	91.9		
2011	Indianapolis	0	0	0	0	0.0	0	0.0	0	0	0	—	—	0/0	0.0		
2012	Denver	16	16	583	400	68.6	4,659	8.0	37	6.3	11	1.9	71t	21/137	105.8		
2013	Denver	16	16	659	450	68.3	5,477	8.3	55	8.3	10	1.5	78t	18/120	115.1		
CAREER TOTALS		240	240	8,452	5,532	65.5	64,964	7.7	491	5.8	219	2.6	86t	270/1,740	97.2		
BRONCOS TOTALS		32	32	1,242	850	68.4	10,136	8.2	92	7.4	21	1.7	78t	39/257	110.8		

BRONCOS TOTALS		52	52	697	697	18	18	18	0	0	0	0	0	108	
		RUSHING						SCORING							
Year	Club	Att.	Yds.	Avg.	LG	TD	TD	TDr	TDp	TDr	TDp	2pt	Pts.		
1998	Indianapolis	15	62	4.1	15	0	0	0	0	0	0	0	0		
1999	Indianapolis	35	73	2.1	13	2	2	2	0	0	0	0	12		
2000	Indianapolis	37	116	3.1	14	1	1	1	0	0	0	0	6		
2001	Indianapolis	35	157	4.5	33t	4	4	4	0	0	0	0	24		
2002	Indianapolis	38	148	3.9	13	2	2	2	0	0	0	0	12		
2003	Indianapolis	28	26	0.9	10	0	0	0	0	0	0	0	0		
2004	Indianapolis	25	38	1.5	19	0	0	0	0	0	0	0	0		
2005	Indianapolis	33	45	1.4	12	0	0	0	0	0	0	0	0		
2006	Indianapolis	23	36	1.6	12	4	4	4	0	0	0	0	24		
2007	Indianapolis	20	-5	-0.3	4	3	3	3	0	0	0	0	18		
2008	Indianapolis	20	21	1.1	12	1	1	1	0	0	0	0	6		
2009	Indianapolis	19	-13	-0.7	3	0	0	0	0	0	0	0	0		
2010	Indianapolis	18	18	1.0	27	0	0	0	0	0	0	0	0		
2011	Indianapolis	0	0	0.0	—	0	0	0	0	0	0	0	0		
2012	Denver	23	6	0.3	10	0	0	0	0	0	0	0	0		
2013	Denver	32	-31	-1.0	1t	1	1	1	0	0	0	0	6		
CAREER TOTALS		401	697	1.7	33t	18	18	18	0	0	0	0	108		
BRONCOS TOTALS		55	-25	-0.5	10	1	1	1	0	0	0	0	6		

ADDITIONAL STATISTICS: Receptions — (1-2, 2.0 avg., 2 LG), Fumble recoveries — 1999 (2), 2000 (1), 2001 (3), 2002 (2), 2003 (4), 2004 (3), 2007 (3), 2010 (1), TOTAL (19)

MANNING'S POSTSEASON RECORD

PASSING															
Year	Club	G	S	Att.	Comp.	Pct.	Yds.	Yds./Att.	TD	%	Int.	%	LG	Sack/Yds.	Rtg.
1999	Indianapolis	1	1	42	19	44.2	227	5.3	0	0.0	0	0.0	33	0/0	60.9
2000	Indianapolis	1	1	32	17	53.1	194	6.1	1	3.1	0	0.0	30	0/0	82.0
2002	Indianapolis	1	1	31	14	45.2	137	4.4	0	0.0	2	6.5	17	1/13	31.3
2003	Indianapolis	3	3	103	67	65.0	918	8.9	9	8.7	4	3.9	87t	5/41	106.4
2004	Indianapolis	2	2	75	54	72.0	696	9.3	4	5.3	2	2.7	49	2/12	107.4
2005	Indianapolis	1	1	38	22	57.9	290	7.6	1	2.6	0	0.0	50t	5/43	90.9
2006	Indianapolis	4	4	153	97	63.4	1,034	6.8	3	2.0	7	4.6	53t	6/41	70.5
2007	Indianapolis	1	1	48	33	68.8	402	8.4	3	6.3	2	4.2	55t	0/0	97.7
2008	Indianapolis	1	1	42	25	59.5	310	7.4	1	2.4	0	0.0	72t	1/8	90.4
2009	Indianapolis	3	3	128	87	68.0	956	7.5	6	4.7	2	1.6	46	4/30	98.9
2010	Indianapolis	1	1	26	18	69.2	225	8.7	1	3.8	0	0.0	57t	1/6	108.7
2012	Denver	1	1	43	28	65.1	290	6.7	3	7.0	2	4.7	32	3/17	88.3
2013	Denver	3	3	128	91	71.1	910	7.1	5	3.9	3	2.3	37	1/1	94.2
CAREER TOTALS		23	23	889	572	64.3	6,589	7.4	37	4.2	24	2.7	87t	29/212	89.2
BRONCOS TOTALS		4	4	171	119	69.6	1,200	7.0	8	4.7	5	2.9	37	4/18	92.7

BRONCOS TOTALS		4	-3	0.9	15t	3	3	3	0	0	0	0	0	0	18
		RUSHING						SCORING							
Year	Club	Att.	Yds.	Avg.	LG	TD	TD	TDr	TDp	TDr	2pt	Pts.			
1999	Indianapolis	3	22	7.3	15t	1	1	1	0	0	0	6			
2000	Indianapolis	1	-2	-2.0	-2	0	0	0	0	0	0	0			
2002	Indianapolis	1	2	2.0	2	0	0	0	0	0	0	0			
2003	Indianapolis	4	3	0.8	3	0	0	0	0	0	0	0			
2004	Indianapolis	2	8	4.0	7	1	1	1	0	0	0	6			
2005	Indianapolis	0	0	0.0	—	0	0	0	0	0	0	0			
2006	Indianapolis	8	3	0.4	7	1	1	1	0	0	0	6			
2007	Indianapolis	1	-6	-6.0	-6	0	0	0	0	0	0	0			
2008	Indianapolis	1	-1	-1.0	-1	0	0	0	0	0	0	0			
2009	Indianapolis	3	-2	-0.7	0	0	0	0	0	0	0	0			
2010	Indianapolis	0	0	0.0	—	0	0	0	0	0	0	0			
2012	Denver	1	-1	-1.0	-1	0	0	0	0	0	0	0			
2012	Denver	3	-2	-1.0	-1	0	0	0	0	0	0	0			
CAREER TOTALS		28	24	0.9	15t	3	3	3	0	0	0	18			
BRONCOS TOTALS		4	-3	-0.8	0	0	0	0	0	0	0	0			

ADDITIONAL STATISTICS: Fumble recoveries — 2003 (1), TOTAL (1).

MANNING'S SINGLE GAME HIGHS

(Postseason in parentheses)

Pass attempts — 59 vs. Tennessee, 12/8/13 (49 vs. Seattle, 2/2/14). **Pass completions** — 40 at Houston, 9/12/10 (34 vs. Seattle, 2/2/14). **Passing yards** — 472 at Kansas City, 10/31/04 (458 vs. Denver, 1/9/05). **Completion percentage (min. 10 att.)** — 89.3% (25-28) at Oakland, 12/29/13 (84.6% (22-26) vs. Denver, 1/4/04). **Touchdown passes** — 7 vs. Baltimore, 9/5/13 (5 vs. Denver, 1/4/04). **Longest pass completion** — 86t at New Orleans, 11/18/01 (87t vs. Denver, 1/4/04). **Rushing attempts** — 7 vs. Buffalo, 9/23/01 (3, twice, last at Baltimore, 1/13/07). **Rushing yards** — 44 at Buffalo, 11/4/01 (22 vs. Tennessee, 1/16/00). **Longest rush** — 33t at Buffalo, 11/4/01 (15t vs. Tennessee, 1/16/00). **Rushing touchdowns** — 1, 18 times, last at Dallas, 10/6/13 (1, three times, last vs. New England, 1/21/07).

MANNING'S 300-YARD PASSING GAMES (93)

*denotes win (Manning's teams are 62-31, including the postseason, when he records more than 300 passing yards in a game.)

Date	Opponent	Yds.	Date	Opponent	Yds.
9/6/1998	vs. Miami	302	1/13/2008	vs. San Diego [^]	402
9/27/1998	vs. New Orleans	309	9/14/2008	at Minnesota*	311
11/29/1998	at Baltimore	357	11/16/2008	vs. Houston*	320
12/20/1998	at Seattle	335	12/14/2008	vs. Detroit*	318
9/26/1999	at San Diego*	404	12/18/2008	at Jacksonville*	364
10/31/1999	vs. Dallas*	313	1/3/2009	at San Diego [^]	310
9/10/2000	vs. Oakland	367	9/13/2009	vs. Jacksonville*	301
9/25/2000	vs. Jacksonville*	440	9/21/2009	at Miami*	303
10/8/2000	at New England	334	9/21/2009	at Arizona*	379
11/6/2000	at Chicago	402	10/4/2009	vs. Seattle*	353
12/3/2000	at N.Y. Jets	339	10/11/2009	at Tennessee*	309
9/23/2001	vs. Buffalo*	421	11/1/2009	vs. San Francisco*	347
10/21/2001	vs. New England	335	11/8/2009	vs. Houston*	318
11/25/2001	vs. San Francisco	370	11/15/2009	vs. New England*	327
12/2/2001	at Baltimore	310	12/17/2009	at Jacksonville*	308
12/16/2001	vs. Atlanta*	325	1/24/2010	vs. N.Y. Jets* [^]	377
10/21/2002	at Pittsburgh	304	2/7/2010	vs. New Orleans [^]	333
11/3/2002	vs. Tennessee	327	9/12/2010	at Houston	433
11/10/2002	at Philadelphia*	319	9/26/2010	at Denver*	325
12/22/2002	vs. N.Y. Giants	365	10/3/2010	at Jacksonville	352
9/28/2003	at New Orleans*	314	10/17/2010	at Washington*	337
10/6/2003	at Tampa Bay*	386	11/21/2010	at New England	396
11/9/2003	at Jacksonville	347	12/5/2010	vs. Dallas	365
11/16/2003	vs. N.Y. Jets*	401	12/9/2010	at Tennessee*	319
1/4/2004	vs. Denver* [^]	377	9/23/2012	vs. Houston	330
1/11/2004	at Kansas City* [^]	304	9/30/2012	vs. Oakland*	338
9/26/2004	vs. Green Bay*	393	10/7/2012	at New England	337
10/24/2004	vs. Jacksonville	368	10/15/2012	at San Diego*	309
10/31/2004	at Kansas City	472	10/28/2012	vs. New Orleans*	305
11/14/2004	vs. Houston*	320	11/11/2012	at Carolina*	301
11/25/2004	vs. Tennessee*	429	12/6/2012	at Oakland*	310
12/26/2004	vs. San Diego*	383	12/23/2012	vs. Cleveland*	339
1/9/2005	vs. Denver*	458	12/30/2012	vs. Kansas City*	304
11/7/2005	at New England*	321	9/5/2013	vs. Baltimore*	462
11/20/2005	at Cincinnati*	365	9/15/2013	at N.Y. Giants*	307
12/11/2005	at Jacksonville*	324	9/23/2013	vs. Oakland*	374
12/18/2005	vs. San Diego	336	9/29/2013	vs. Philadelphia*	327
9/17/2006	vs. Houston*	400	10/5/2013	at Dallas*	414
10/22/2006	vs. Washington*	342	10/20/2013	at Indianapolis*	386
10/29/2006	at Denver*	345	10/27/2013	vs. Washington*	354
11/5/2006	at New England*	326	11/10/2013	at San Diego	330
12/3/2006	at Tennessee	351	11/17/2013	vs. Kansas City*	330
12/10/2006	at Jacksonville	313	12/1/2013	at Kansas City*	403
1/21/2007	vs. New England* [^]	349	12/8/2013	vs. Tennessee*	397
9/16/2007	at Tennessee*	312	12/22/2013	at Houston*	400
11/11/2007	at San Diego	328	1/19/2013	vs. New England* [^]	400
12/23/2007	vs. Houston*	311			


[^]Playoff Game

PEYTON MANNING'S GAME-BY-GAME

(Victories asterisked)

2013 DENVER		PASSING										RUSHING				
Opponent	P/S	Att.	Yds.	Pct.	TD	INT	LG	S/Yds.	Rtg.	Att.	Yds.	Avg.	LG	TD		
vs. Bal. (9/5)*	S	42	27	462	64.3	7	0	78t	141.1	2	-2	-1.0	-1	0		
at NYG (9/15)*	S	43	30	307	69.8	2	0	36	0/0	105.5	3	-3	-1.0	-1	0	
vs. Oak. (9/23)*	S	37	32	374	86.5	3	0	61	1/2	135.8	3	-2	-0.7	0	0	
vs. Phi. (9/29)*	S	34	28	327	82.4	4	0	52	1/6	146.0	0	0	0.0	—	0	
at Dal. (10/6)*	S	42	33	414	75.8	4	1	57	0/0	129.6	4	-8	-2.0	1t	1	
vs. Jac. (10/13)*	S	42	28	295	66.7	2	1	42	0/0	92.9	5	-7	-1.4	0	0	
at Ind. (10/20)	S	49	29	386	59.2	3	1	49	4/21	96.1	1	-1	-1.0	-1	0	
vs. Was. (10/27)*	S	44	30	354	68.2	4	3	35t	2/15	94.3	4	-3	-0.8	0	0	
at S.D. (11/10)*	S	36	25	330	69.4	4	0	74t	2/17	135.2	2	-1	-0.5	0	0	
vs. K.C. (11/17)*	S	40	24	323	60.0	1	0	70	0/0	94.1	1	0	0.0	0	0	
at N.E. (11/24)	S	36	19	150	52.8	2	1	31	2/18	70.4	1	0	0.0	0	0	
at K.C. (12/1)*	S	35	22	403	62.9	5	2	77	0/0	118.2	3	-3	-1.0	-1	0	
vs. Ten. (12/8)*	S	59	39	397	66.1	4	0	38	0/0	107.8	3	-1	-0.3	0	0	
vs. S.D. (12/12)	S	41	27	289	65.9	2	1	22	1/12	92.4	0	0	0.0	—	0	
at Hou. (12/22)*	S	51	32	400	62.7	4	0	36t	1/3	113.2	0	0	0.0	—	0	
at Oak. (12/29)*	S	28	25	266	89.3	4	0	63t	1/9	145.8	0	0	0.0	—	0	
Regular Season Totals		16/16	659	450	5,477	68.3	55	10	78t	18/120	115.1	32	-31	-1.0	1t	1
ADDITIONAL STATISTICS: Miscellaneous tackles — 2.																
vs. S.D. (1/12)†	S	36	25	230	69.4	2	1	21	0/0	93.5	1	-1	-1.0	-1	0	
vs. N.E. (1/19)‡	S	43	32	400	74.4	2	0	37	0/0	118.4	1	-1	-1.0	-1	0	
vs. Sea. (1/19)‡	S	49	34	280	69.4	1	2	23	1/1	73.5	1	0	0.0	0	0	
Postseason Totals		3/3	128	91	910	71.1	5	3	37	1/1	94.2	3	-2	-0.7	0	0

†AFC Divisional Playoff Game; ‡AFC Championship Game; §Super Bowl XLVIII



BRANDON MARSHALL

54

LINEBACKER

6-1 • 238 • 2ND YR. • NEVADA

BORN: Sept 10, 1989, in Las Vegas

HIGH SCHOOL: Cimarron-Memorial High School, Las Vegas

ACQUIRED: Free Agent, 2013

NFL YEAR: 2nd • YEAR WITH BRONCOS: 1st

NFL GAMES PLAYED/STARTED: 5/0 • POSTSEASON GP/GS: 3/0



MARSHALL AT A GLANCE:

- A second-year linebacker who played five games as a rookie with Jacksonville in 2012 and one game with Denver in 2013.
- Competed on the Broncos' practice squad for the first 16 weeks of the 2013 season, before being signed to the active roster on Dec. 24, 2013.
- Was a four-year starter at Nevada, where he totaled 259 tackles, including 40 for a loss.
- Signed to the Broncos' practice squad Sept. 2, 2013.
- Drafted in the fifth round (142nd overall) by Jacksonville in the 2012 NFL Draft.

CAREER TRANSACTIONS: Signed by Jacksonville as a draft choice 6/5/12; Waived by Jacksonville 10/27/12; Signed by Jacksonville 10/30/12; Waived by Jacksonville 11/1/12; Signed by Jacksonville (practice squad) 11/5/12; Signed by Jacksonville (active roster) 12/18/12; Waived by Jacksonville 8/30/13; Signed by Denver (practice squad) 9/2/13; Signed by Denver (active roster) 12/24/13.



2013: Marshall played one game with the Broncos in 2013, making his first career tackle... Competed in training camp with the Jaguars, before being waived on Aug. 30, 2013... Signed to the Denver Broncos practice squad Sept. 2... Spent the first 16 weeks of the season on Denver's practice squad before being signed to the active roster Dec. 24... Made his 2013 debut for the Broncos and posted one defensive tackle and one special-teams stop at Oak. (12/29)... Played all three postseason contests... Made a special-teams stop in Super Bowl XLVIII vs. Sea. (2/2).

2012: Marshall split time between the active roster and practice squad for the Jacksonville Jaguars... Played five games after joining the team as a fifth-round draft choice... Made three special-teams tackles.

COLLEGE: Marshall was a four-year starter at Nevada, where he totaled 259 tackles (145 solo), 40 tackles for a loss, six sacks, three interceptions, seven fumble recoveries and three forced fumbles... Made 102 tackles with 10 tackles for a loss as a senior... Earned second-team All-WAC honors from Phil Steele Publications.

PERSONAL: Marshall played linebacker, running back and tight end, earning first-team All-Sunset Conference honors during his career at Cimarron-Memorial High School in Las Vegas... Named second-team All-State as a linebacker... Finished his career with 68 tackles, 13 tsacks, 57 quarterback pressures, four fumble recoveries and scored 10 touchdowns as a running back... Brandon Markieth Marshall was born on Sept 10, 1989 in Las Vegas.

MARSHALL'S REGULAR SEASON RECORD

Year	Club	G	S	UT	A	TT	S-Yds.	I-Yds.	PD	FF	FR	TD-Int.	TD-FR	S	Pts.
2012	Jacksonville	5	0	0	0	0	0-0	0-0	0	0	0	0	0	0	0
2013	Denver	1	0	1	0	1	0-0	0-0	0	0	0	0	0	0	0
CAREER TOTALS		6	0	1	0	1	0-0	0-0	0	0	0	0	0	0	0

ADDITIONAL STATISTICS: Special teams tackles — 2012 (3), 2013 (1), TOTAL (4).

MARSHALL'S POSTSEASON RECORD

Year	Club	G	S	UT	A	TT	S-Yds.	I-Yds.	PD	FF	FR	TD-Int.	TD-FR	S	Pts.
2013	Denver	3	0	0	0	0	0-0	0-0	0	0	0	0	0	0	0
CAREER TOTALS		3	0	0	0	0	0-0	0-0	0	0	0	0	0	0	0

ADDITIONAL STATISTICS: Special teams tackles — 2013 (1), TOTAL (1).

MARSHALL'S SINGLE-GAME HIGHS

(Postseason in parentheses)

Tackles — 1 at Oakland, 12/29/13 (none). **Special-teams tackles** — 1, four times, last at Oakland, 12/29/13 (1 vs. Seattle, 2/2/14).

BRANDON MARSHALL’S GAME-BY-GAME

(Victories asterisked)

2013 DENVER		TACKLES								
Date	Opponent	P/S	UT	A	TT	S-Yds.	I-Yds.	PD	FF	FR
Games 1-15										
Dec 29	at Oakland*	P	1	0	1	0-0	0-0	0	0	0
Regular Season Totals		1/0	1	0	1	0-0	0-0	0	0	0
ADDITIONAL STATISTICS: Special teams tackles — 1.										
Jan 12	vs. San Diego†	P	0	0	0	0-0	0-0	0	0	0
Jan 19	vs. New England#	P	0	0	0	0-0	0-0	0	0	0
Feb 2	vs. Seattle\$	P	0	0	0	0-0	0-0	0	0	0
Postseason Totals		3/0	0	0	0	0-0	0-0	0	0	0
ADDITIONAL STATISTICS: Special teams tackles — 1.										

†AFC Divisional Playoff Game; #AFC Championship Game ; \$Super Bowl XLVIII

**JEREMY MINCEY****57****DEFENSIVE END****6-4 • 265 • 6TH YR. • FLORIDA****BORN:** Dec. 14, 1983, in Statesboro, Ga.**HIGH SCHOOL:** Statesboro High School, Statesboro, Ga.**ACQUIRED:** Free Agent, 2013**NFL YEAR:** 6th • **YEAR WITH BRONCOS:** 1st**NFL GAMES PLAYED/STARTED:** 66/40 • **POSTSEASON GP/GS:** 5/0**MINCEY AT A GLANCE:**

- A sixth-year player who has totaled 20 sacks in 66 career games (40 starts).
- Started all 16 games in 2011 and '12 for the Jacksonville Jaguars, where he played his first six-plus NFL seasons before joining the Broncos.
- Led the Jaguars in sacks in both 2010 and '11.
- Earned second-team All-SEC honors as a senior at Florida, where he played his final two collegiate seasons after transferring from Butler County (Kansas) Community College.
- Joined the Broncos as a free agent signee on Dec. 17, 2013.
- Drafted by New England in the sixth round (191st overall) in the 2006 NFL Draft.

CAREER TRANSACTIONS: Waived by New England 9/1/06; Signed by San Francisco (practice squad) 9/4/06; Signed by Jacksonville (active roster) 12/14/06; Waived by Jacksonville 8/27/07; Signed by Jacksonville (practice squad) 9/4/07; Signed by Jacksonville (active roster) 11/10/07; Placed on Physically Unable to Perform List by Jacksonville 8/31/08; Activated from Physically Unable to Perform List by Jacksonville 11/25/08; Released by Jacksonville 8/26/09; Signed by Jacksonville 1/20/10; Released by Jacksonville 12/13/13; Signed by Denver 12/17/13.



2013: Mincey played 10 games with Jacksonville and Denver in 2013, totaling 17 tackles, two sacks and one pass breakup... Appeared in eight games and recorded two sacks to go with 16 tackles (9 solo) with one pass breakup, four QB hits and 4 tackles for a loss before being released by Jacksonville on Dec. 13... Signed with Denver Dec. 17... Made one tackle his his Broncos debut at Hou. (12/22)... Appeared in all three playoff games, finishing with six tackles and one sack... Sacked Philip Rivers for an 8-yard loss in the Divisional Round vs. S.D. (1/12).

2012: Mincey started all 16 games for the second consecutive season for Jacksonville... Totaled 74 tackles (43 solo), three sacks, two forced fumbles, four tackles for loss, one fumble recovery and four pass breakups... Led the team with 20 quarterback pressures.

2011: Mincey started all 16 games for the Jaguars, posting career-highs in tackles (101, sacks (8), forced fumbles (4), tackles for loss (7), quarterback pressures (45) and interceptions (1)... Led the team in sacks, quarterback pressures and forced fumbles... Named to the *USA Today* All-Joe Team.

2010: Mincey played 15 games (8 starts) for Jacksonville and led the team with five sacks... Registered 25 quarterback pressures to go with 69 tackles (41 solo), four passes defended and six tackles for a loss.

2009: Mincey competed in the preseason with Jacksonville before being waived on Aug. 26.

2008: Mincey played three games (0 starts) with the Jaguars and finished with six tackles and one sack after beginning the season on the Physically Unable to Perform list after suffering an offseason wrist injury.

2007: Mincey played six regular-season games (0 starts) as well as two postseason games... Made 12 tackles with one sack and six quarterback pressures and one special-teams tackle in the regular season... Posted three tackles and one sack in Jacksonville's AFC Wild Card game at Pit. (1/5).

2006: Mincey split his rookie season between the San Francisco 49ers practice squad and the Jaguars active roster.

COLLEGE: Mincey spent his final two seasons at Florida after transferring from Butler County (Kansas) Community College... Started all 24 games played for the Gators... Earned second-team All-SEC honors as a senior as he ranked fourth on the team with 62 tackles (31 solo) and second with 10.5 tackles for loss.

PERSONAL: Mincey played basketball and football at Statesboro High School in Statesboro, Ga.... Played on the basketball team as a sophomore before trying out for the football squad... Earned his bachelor's degree at Florida in the 2006 offseason... Was honored in 2008 with the NFL's Continuing Education Recognition Award by the National Association of Academic Advisors for Athletes... Participated in the 2008 Red Ribbon Week celebration at Oakleaf Elementary School to discuss the dangers of using drugs... Served as emcee for Special Olympics at the Bolles School in 2010... Jeremy Mincey was born on Dec. 14, 1983 in Statesboro, Ga.

MINCEY'S REGULAR SEASON RECORD

Year	Club	G	S	UT	A	TT	S-Yds.	I-Yds.	PD	FF	FR	TD-Int.	TD-FR	S	Pts.
2007	Jacksonville	6	0	7	5	12	1-7.5	0-0	1	0	0	0	0	0	0
2008	Jacksonville	3	0	3	3	6	1-8	0-0	1	0	0	0	0	0	0
2010	Jacksonville	15	8	41	28	69	5-35	0-0	4	0	0	0	0	0	0
2011	Jacksonville	16	16	61	40	101	8-53.5	1-5	2	4	1	0	0	0	0
2012	Jacksonville	16	16	43	31	74	3-19	0-0	4	2	1	0	0	0	0
2013	Jac./Den.	10	0	10	7	17	2-13	0-0	1	0	0	0	0	0	0
CAREER TOTALS		66	40	165	114	279	20-136	1-5	13	6	2	0	0	0	0
BRONCOS TOTALS		2	0	1	0	1	0-0	0-0	0	0	0	0	0	0	0

ADDITIONAL STATISTICS: Special teams tackles — 2007 (1).

MINCEY'S POSTSEASON RECORD

Year	Club	G	S	UT	A	TT	S-Yds.	I-Yds.	PD	FF	FR	TD-Int.	TD-FR	S	Pts.
2007	Jacksonville	2	0	3	0	3	1-4	0-0	0	0	0	0	0	0	0
2013	Denver	3	0	2	4	6	1-8	0-0	0	0	0	0	0	0	0
CAREER TOTALS		5	0	5	4	9	2-12	0-0	0	0	0	0	0	0	0

JEREMY MINCEY'S GAME-BY-GAME

(Victories asterisked)

2013 JAC./DEN			TACKLES								
Date	Opponent	P/S	UT	A	TT	S-Yds.	I-Yds	PD	FF	FR	
Sep 8	vs. Kansas City^	P	1	0	1	0-0	0-0	0	0	0	
Sep 15	at Oakland^	P	1	0	1	1-7	0-0	0	0	0	
Sep 22	at Seattle^	P	2	2	4	0-0	0-0	0	0	0	
Sep 29	vs. Indianapolis^	P	1	0	1	0-0	0-0	0	0	0	
Oct 6	at St. Louis^										
Oct 13	at Denver^										
Oct 20	vs. San Diego^										
Oct 27	vs. San Francisco^	P	0	0	0	0-0	0-0	0	0	0	
Nov 10	at Tennessee^*	P	1	3	4	0-0	0-0	0	0	0	
Nov 17	vs. Arizona^	P	3	1	4	1-6	0-0	1	0	0	
Nov 24	at Houston^*										
Dec 1	at Cleveland^*										
Dec 5	vs. Houston^*	P	1	0	1	0-0	0-0	0	0	0	
Dec 12	vs. San Diego										
Dec 22	at Houston^	P	1	0	1	0-0	0-0	0	0	0	
Dec 29	at Oakland^	P	0	0	0	0-0	0-0	0	0	0	
Regular Season Totals			10/0	10	7	17	2-13	0-0	1	0	0
^With Jacksonville											
Jan 12	vs. San Diego†*	P	2	0	2	1-8	0-0	0	0	0	
Jan 19	vs. New England#*	P	0	0	0	0-0	0-0	0	0	0	
Feb 2	vs. Seattle§	P	0	4	4	0-0	0-0	0	0	0	
Postseason Totals			3/0	2	4	6	1-8	0-0	0	0	0

[†]AFC Divisional Playoff Game; [#]AFC Championship Game; [§]Super Bowl XLVIII



KNOWSHON MORENO

27

RUNNING BACK

5-11 • 220 • 5TH YR. • GEORGIA

BORN: July 16, 1987, in Belford, N.J.

HIGH SCHOOL: Middletown South (N.J.) High School

ACQUIRED: Draft #1a (12th overall), 2009

NFL YEAR: 5th • **YEAR WITH BRONCOS:** 5th

NFL GAMES PLAYED/STARTED: 60/45 • **POSTSEASON GP/GS:** 4/4



MORENO AT A GLANCE:

- A fifth-year running back who ranks in the franchise's top 10 in rushing yards (3,468) and rushing touchdowns (26) in 60 career regular-season games played (45 starts).
- Ranked fifth in the NFL in scrimmage yards (1,586) and tied for fifth with 13 scrimmage touchdowns in 2013.
- Became the first player in franchise history to record 1,000 rushing yards and 500 receiving yards in a single season in 2013.
- Led the Broncos in rushing in consecutive seasons (2009-10) before an injury-shortened campaign in 2011.
- Totaled at least 1,000 yards from scrimmage in each of his first two seasons, representing the only player who entered the NFL in 2009 to accomplish that feat and one of just four players in franchise history to reach that milestone in his first two campaigns.
- Earned his first career AFC Offensive Player of the Week award after carrying 21 times for 115 yards (5.5 avg.) and one touchdown in Denver's win at Baltimore (12/16/12).
- Tied for third in the Associated Press' NFL Offensive Rookie of the Year voting and was a consensus All-Rookie selection in 2009 as only the fifth Bronco in team history to lead all league rookies in rushing yards.
- Earned first-team All-Southeastern Conference honors during his two years at the University of Georgia, totaling 2,734 rushing yards and joining Herschel Walker (1980-82) as the only Bulldogs in school history to post 1,000 rushing yards in consecutive seasons.
- Received several All-America honors and was a finalist for the Doak Walker Award (nation's best running back) as a sophomore for the Bulldogs in 2008, totaling 1,400 rushing yards (5.6 avg., 16 TDs) that led the SEC and ranked 11th in the nation.
- Selected by the Broncos in the first round (12th overall) of the 2009 NFL Draft.

CAREER TRANSACTIONS: Signed by Denver as a draft choice 8/8/09; Placed on injured reserve 11/14/11.



2013: Moreno played all 16 games (15 starts) and became the first player in Broncos history to record 1,000 rushing yards and 500 receiving yards in a single season... Posted 1,038 rushing yards, 548 receiving yards and 13 total touchdowns to set career highs in those categories... Ranked fifth in the NFL with 1,586 scrimmage yards and tied for fifth with 13 scrimmage touchdowns... Totaled 107 yards (93 rushing / 14 receiving) and tied a career high with two rushing touchdowns in Denver's Week 2 win at NYG (9/15)... Posted 150 yards (93 rushing / 57 receiving) with one rushing touchdown at Dal. (10/6)... Set a career high with three rushing touchdowns vs. Jac. (10/13)... Totaled 114 yards from scrimmage (65 rushing / 49 receiving) and caught a career-best eight passes at S.D. (11/10)... Ran for the third-most yards in team history, finishing with 224 on 37 attempts at N.E. (11/24),

MORENO AMONG BRONCOS' TOP 10 CAREER RUSHERS

MOST CAREER RUSHING YARDS, BRONCOS HISTORY

Player	Years	G	Att.	Yds.	Avg.	LG	TD
1. Terrell Davis	1995-2001	78	1,655	7,607	4.6	71t	60
2. Floyd Little	1967-75	117	1,641	6,323	3.9	80t	43
3. Sammy Winder	1982-90	127	1,495	5,427	3.6	52	39
4. Otis Armstrong	1973-80	96	1,023	4,453	4.4	43	25
5. Mike Anderson	2000-05	74	865	3,822	4.4	80t	36
6. Knowshon Moreno	2009-13	60	845	3,468	4.1	36	26
7. John Elway	1983-98	234	774	3,407	4.4	31	33
8. Clinton Portis	2002-03	29	563	3,099	5.5	65t	29
9. Jon Keyworth	1974-80	95	699	2,653	3.8	34	22
10. Tatum Bell	2004-08	49	525	2,591	4.9	68	15

which represented the fourth-most carries in single-game Broncos annals... Totaled 90 yards of offense (18 rushing / 72 receiving) and caught a touchdown at K.C. (12/1)... Tied for second on the team with five catches, including a 7-yard touchdown catch at Oak. (12/29)... Started all three playoff games, carrying 42 times for 158 yards with one touchdown and six receptions for 54 yards... Ran for a game-high 82 yards on 23 carries with his first career postseason rushing score in the Broncos' Divisional-Round win vs. S.D. (1/12)... Totaled 81 yards from scrimmage (59 rushing / 22 receiving) in the AFC Championship Game vs. N.E. (1/19).

2012: Moreno played eight regular-season games (6 starts) and finished second on the team with 525 yards and four touchdowns on 138 carries (3.8 avg.)... Ranked sixth in the NFL in rushing yards per game (85.0) and scrimmage yards per game (110.8) as Denver's starting running back during the last six weeks of the season (after being inactive for eight weeks)... Scored Denver's first touchdown of the season on a 7-yard run in the second quarter to put the Broncos ahead 7-3 in their season opener vs. Pit. (9/9)... Started his first game of the season and led the Broncos with 20 carries and 85 yards at K.C. (11/25)... Carried the ball a career-high 32 times and accounted for 167 total yards of offense (119 rushing, 48 receiving) at Oak. (12/6)... Earned his first career AFC Offensive Player of the Week award after he topped the 100-yard rushing mark for the second straight week, finishing with 115 yards on 21 carries (5.5 avg.) with one touchdown at Bal. (12/16)... Carried 10 times for 32 yards and caught two passes for 21 yards, including a 14-yard diving touchdown grab, in Denver's AFC Divisional Playoff Game vs. Bal. (1/12) before leaving with a knee injury.

2011: Moreno played seven games (2 starts) and finished fourth on the club with 179 yards on 37 carries (4.8 avg.) to help Denver lead the league in rushing with a team-record 164.5 yards per game on the ground... Added 11 receptions for 101 yards (9.2 avg.) with one touchdown... Injured his knee at K.C. (11/13) and was placed on injured reserve on Nov. 14.

2010: Moreno started all 13 games played and totaled 182 carries for 779 yards (4.3 avg.) with five touchdowns to go along with a career-high 37 receptions for 372 yards (10.1 avg.) with three scores... Became one of five NFL running backs to average more than 10 yards per reception (10.1) in 2010 while tying for the league lead in touchdown receptions (3) among his position group... Averaged 5.0 yards per rush (106-527) in the second half of the season to rank fifth in the NFL during that span while helping Denver's running game improve by a league-best 1.8 yards per carry in its last eight games... Rushed for a career-high 161 yards on 23 carries (7.0 avg.) at K.C. (12/5) to mark the most rushing yards ever by a Broncos player at Arrowhead Stadium and represent the fourth player in franchise history to average seven yards per carry while registering at least 23 attempts.

2009: Selected by the Broncos in the first round (12th overall) of the 2009 NFL Draft, Moreno played 16 games (9 starts) for Denver and totaled 247 rushes for 947 yards (3.8 avg.) with seven touchdowns along with 28 receptions for 213 yards (7.6 avg.) with two scores... Became the 14th player since the 1970 NFL merger to lead all rookies in rushing yards (947), yards from scrimmage (1,160) and touchdowns (9)... Named an All-Rookie selection by the Professional Football Writers Association/*Pro Football Weekly* as well as *The Sporting News*... Tied for third in the Associated Press' NFL Offensive Rookie of the Year voting... Led the league with four Pepsi NFL Rookie of the Week honors... Became only the fifth Bronco in team history to lead league rookies in rushing yards... Finished the year with the sixth-most rushing yards and the sixth-most yards from scrimmage by a rookie in Broncos history... Posted the most 80-yard rushing games by a league rookie for the year with six that tied for the third most by a rookie in club annals... Totaled the fourth-most touchdowns by a Broncos rookie... Posted a career-high 97 yards on 18 carries (5.4 avg.) at Was. (11/15)... Had two rushing scores at K.C. (12/6) and vs. K.C. (1/3).

COLLEGE: Moreno played 26 career games (19 starts) at the University of Georgia, totaling 498 rushes for 2,734 yards (5.5 avg.) with 30 touchdowns along with 53 receptions for 645 yards (12.2 avg.) with two scores... Earned first-team All-Southeastern Conference honors during both years at Georgia while his 2,734 rushing yards led the SEC in addition to ranking sixth in the nation and second among the country's underclassmen from 2007-08... Started all 13 games for Georgia as a sophomore, totaling 250 carries for 1,400 yards (5.6 avg.) and 16 touchdowns along with 33 receptions for 392 yards (11.9 avg.) and two scores in 2008... Received consensus first-team All-SEC honors and was tabbed a second-team All-American by the Associated Press and the Walter Camp Foundation... Led the SEC and ranked 11th in the nation in rushing yards... Became just the second Georgia player to rush for 1,000 yards in consecutive seasons (Herschel Walker, 1980-82)... Played 13 games (6 starts) as a redshirt freshman, rushing 248 times for 1,334 yards (5.4 avg.) with 14 touchdowns while making 20 catches for 253 yards (12.7 avg.) in 2007... Finished with six 100-yard rushing games, including five consecutive 100-yard outings late in the year... Earned first-team All-SEC honors and was named to his conference's All-Freshman team... Honored as SEC Freshman of the Year (league coaches, *The Sporting News*) after placing second in the SEC in rushing yards while leading the nation's freshmen in that category... Redshirted as a true freshman.

PERSONAL: Moreno finished his high school career at Middletown South (N.J.) High School as the state's all-time leader in total touchdowns (128) and scoring (782 pts.)... Ranked second in New Jersey history with 6,268 career rushing yards... Led his team to three state titles... Rushed for 1,808 yards on 185 carries (9.8 avg.) and had 43 touchdowns in 10 games as a senior... First name is a combination of his father's nickname (Knowledge) and his mother's name (Varashon)... Majored in housing at the University of Georgia... Knowshon Moreno was born on July 16, 1987, in Belford, N.J.

MORENO'S REGULAR SEASON RECORD

Year	Club	G	S	No.	RUSHING				No.	RECEIVING				SCORING			
					Yds.	Avg.	LG	TD		Yds.	Avg.	LG	TD	TD	TDr	Tdp	Pts.
2009	Denver	16	9	247	947	3.8	36	7	28	213	7.6	27	2	9	7	2	0
2010	Denver	13	13	182	779	4.3	35	5	37	372	10.1	45	3	8	5	3	0
2011	Denver	7	2	37	179	4.8	24	0	11	101	9.2	28	1	1	0	1	0
2012	Denver	8	6	138	525	3.8	20	4	21	167	8.0	12	0	4	4	0	0
2013	Denver	16	15	241	1,038	4.3	31	10	60	548	9.1	35	3	13	10	3	0
CAREER TOTALS		60	45	845	3,468	4.1	36	26	157	1,401	8.9	45	9	35	26	9	0

ADDITIONAL STATISTICS: Miscellaneous tackles — 2009 (1), 2010 (1), TOTAL (2).

MORENO'S POSTSEASON RECORD

Year	Club	G	S	No.	RUSHING				No.	RECEIVING				SCORING			
					Yds.	Avg.	LG	TD		Yds.	Avg.	LG	TD	TD	TDr	Tdp	Pts.
2012	Denver	1	1	10	32	3.2	8	0	2	21	10.5	14	1	1	0	1	0
2013	Denver	3	3	42	158	3.8	28	1	6	54	9.0	18	0	1	1	0	0
CAREER TOTALS		4	4	52	190	3.7	28	1	8	75	9.4	18	1	2	1	1	0

MORENO'S SINGLE GAME HIGHS

(Postseason in parentheses)

Rushes — 37 at New England, 11/24/13 (23 vs. San Diego 1/12/14). **Rushing yards** — 224 at New England, 11/24/13 (82 vs. San Diego 1/12/14). **Longest rush** — 36 vs. San Diego, 11/22/09 (28 vs. New England 1/19/14). **Rushing touchdowns** — 3 vs. Jacksonville, 10/13/13 (1 vs. San Diego 1/12/14). **Receptions** — 8 at San Diego, 11/10/13 (3 vs. Seattle 2/2/14). **Receiving yards** — 89 vs. Washington, 10/27/13 (21 vs. Baltimore 1/12/13). **Longest reception** — 45 vs. Seattle, 9/19/10 (18 vs. New England 1/19/14). **Receiving touchdowns** — 2 vs. Oakland, 10/24/10 (1 vs. Baltimore 1/12/13). **Rushing yards in one quarter** — 68 (2nd) at Kansas City, 12/5/10 (40 (4th) vs. San Diego 1/12/14). **Rushing yards in one half** — 107 (1st) at New England, 11/24/13 (44 (second) vs. San Diego 1/12/14). **Total yards** — 230 (224 rush, 6 rec.) at New England, 11/24/13 (94 (82 rush, 12 rec.) vs. San Diego 1/12/14). **Total touchdowns** — 3 vs. Jacksonville, 10/13/13, 10/24/10 (1, twice, last vs. San Diego 1/12/14).

MORENO'S 100-YARD RUSHING GAMES (5)

*denotes win (Moreno's teams are 3-2 when he records 100 or more yards rushing in a game.)

Date	Opponent	No.	Yds.	Avg.	LG	TD
11/14/10	vs. Kansas City*	22	106	4.8	14	0
12/5/10	at Kansas City	23	161	7.0	24	0
12/6/12	at Oakland*	32	119	3.7	18	1
12/16/12	at Baltimore*	21	115	5.5	20	1
12/24/13	at New England	37	224	6.1	18	1

KNOWSHON MORENO'S GAME-BY-GAME

(Victories asterisked)

2013	DENVER		RUSHING				RECEIVING				SCORING		
Date	Opponent	P/S	No.	Yds.	Avg.	LG	TD	No.	Yds.	Avg.	LG	TD	2pt. Pts.
Sep 5	vs. Baltimore*	S	9	28	3.1	7	0	3	37	12.3	23	0	0
Sep 15	at N.Y. Giants*	S	13	93	7.2	25t	2	3	14	4.7	6	0	0
Sep 23	vs. Oakland*	S	12	39	3.3	9	0	1	6	6.0	6	0	0
Sep 29	vs. Philadelphia*	S	12	78	6.5	17	1	1	13	13.0	13	0	0
Oct 6	at Dallas*	S	19	93	4.9	16	1	5	57	11.4	19	0	0
Oct 13	vs. Jacksonville*	S	15	42	2.8	11	3	7	62	8.9	28	0	0
Oct 20	at Indianapolis	S	15	40	2.7	9	1	3	9	3.0	4	0	0
Oct 27	vs. Washington*	S	13	43	3.3	8	0	6	89	14.8	35t	1	0
Nov 10	at San Diego*	S	15	65	4.3	9	0	8	49	6.1	11	0	0
Nov 17	vs. Kansas City*	S	27	79	2.9	11	0	0	0	0.0	—	0	0
Nov 24	at New England	S	37	224	6.1	18	1	1	6	6.0	6	0	0
Dec 1	at Kansas City*	S	15	18	1.2	13	0	4	72	18.0	34	1	0
Dec 8	vs. Tennessee*	S	14	78	5.6	25	1	6	31	5.2	13	0	0
Dec 12	vs. San Diego	S	8	19	2.4	6	0	5	36	7.2	15	0	0
Dec 22	at Houston*	P	11	76	6.9	31	0	2	26	13.0	17	0	0
Dec 29	at Oakland*	S	6	23	3.8	10	0	5	41	8.2	12	1	0
Regular Season Totals			16/15	241	1,038	4.3	31	10	60	548	9.1	35t	3
Jan 12	vs. San Diego†	S	23	82	3.6	14	1	1	12	12.0	12	0	0
Jan 19	vs. New England#	S	14	59	4.2	28	0	2	22	11.0	18	0	0
Feb 2	vs. Seattle§	S	5	17	3.4	9	0	3	20	6.7	7	0	0
Postseason Totals			3/3	42	158	3.8	28	1	6	54	9.0	18	0

†AFC Divisional Playoff Game; #AFC Championship Game; §Super Bowl XLVIII



BROCK OSWEILER

17

QUARTERBACK

6-8 • 240 • 2ND YR. • ARIZONA STATE

BORN: Nov. 22, 1990, in Coeur d'Alene, Idaho

HIGH SCHOOL: Flathead High School, Kalispell, Mont.

ACQUIRED: Drafted #2b (57th overall), 2012

NFL YEAR: 2nd • **YEAR WITH BRONCOS:** 2nd

NFL GAMES PLAYED/STARTED: 9/0 • **POSTSEASON GP/GS:** 0/0



OSWEILER AT A GLANCE:

- A second-year player who has completed 13-of-20 attempts for 107 yards in nine games over his first two NFL seasons with Denver.
- Saw action in five games during his rookie season in 2012 and completed 2-of-4 passes for 12 yards as Denver's No. 2 quarterback.
- Started 15-of-25 games played at Arizona State University and completed 412-of-680 (60.6%) passes for 5,082 yards with 33 touchdowns and 15 interceptions.
- Left for the NFL after his junior campaign in which he opened all 13 contests for the Sun Devils and became just the fourth player in Pac-12 Conference history to throw for 4,000 yards.
- Combined to complete 108-of-157 (68.8%) passes for 1,262 yards with nine touchdowns and three interceptions (151.4 rtg.) against ASU's four ranked opponents in 2011.
- Threw for at least 300 yards in 7-of-15 games started during his career at ASU.
- Listed at 6'8", he ties for the tallest Bronco in team history.
- Originally committed to attend Gonzaga University on a basketball scholarship before electing to pursue football instead at ASU.
- Selected by the Broncos in the second round (57th overall) of the 2012 NFL Draft.

CAREER TRANSACTIONS: Signed by Denver as a draft choice 7/24/12.



2013: Osweiler played four games, completing 11-of-16 passes for 95 yards... Played the fourth quarter of Denver's Week 4 win vs. Phi. (9/29)... Played one snap on special teams on field-goal block unit at N.E. (11/24)... Set career highs in every passing category after completing 9-of-13 attempts for 85 yards at Oak. (12/29).

2012: Selected by Denver in the second round (57th overall) of the 2012 NFL Draft, Osweiler played five games during his rookie season, completing 2-of-4 passes for 12 yards after earning the backup quarterback job out of training camp... Saw his first regular-season NFL action on Denver's final snap of its 37-6 win vs. Oak. (9/30)... Completed his first NFL pass for a 5-yard gain in Denver's regular-season finale vs. K.C. (12/30).

COLLEGE: Osweiler played 25 career games (15 starts) at Arizona State University and completed 412-of-680 passes (60.6%) for 5,082 yards with 33 touchdowns and 15 interceptions... Named a team captain as a junior in 2011 and totaled 4,036 yards on 326-of-516 (63.2%) passing with 26 touchdowns and 13 interceptions... Set school records for completions, attempts and yards while his 26 scores through the air marked the fourth most in ASU annals... Ranked second in the Pac-12 Conference and 11th in the nation with 317.3 passing yards per game... Combined to complete 108-of-157 (68.8%) passes for 1,262 yards with nine touchdowns and three interceptions (151.4 rtg.) against ASU's four ranked opponents in 2011... Appeared in six games (1 start) as a sophomore and completed 62-of-109 (56.9%) passes for 797 yards with five touchdowns and zero interceptions (133.4 rtg.)... Named MVP of the Territorial Cup after throwing for 267 yards and one touchdown in his only start of the season in the Sun Devils' 30-29 overtime win at Arizona (12/2/11)... Played six games (1 start) as a true freshman for Arizona State, completing 24-of-55 (43.6%) passes for 249 yards with two touchdowns and two interceptions for an 86.4 passer rating... Became the first ASU true freshman quarterback to start a game since Jake Plummer in 1993 when he opened the Sun Devils' game at No. 14 Oregon (11/14/09).

PERSONAL: Osweiler was named the 2008-09 Gatorade State Player of the Year for Montana following his senior season at Flathead High School in Kalispell, Mont., after completing 189-of-303 (62.4%) passes for 2,703 yards with 29 touchdowns... Averaged 24.9 points and 14.5 rebounds as a junior on the hardwood and was listed as a three-star basketball recruit by Scout.com... Originally committed to Gonzaga University to play basketball before deciding to pursue football collegiately... Studied sociology and political science at ASU... Brock Alan Osweiler was born on Nov. 22, 1990, in Coeur d'Alene, Idaho.

OSWEILER'S REGULAR SEASON RECORD

		PASSING													
Year	Club	G	S	Att.	Comp.	Pct.	Yds.	Yds./Att.	TD	%	Int.	%	LG	Sack/Yds.	Rtg.
2012	Denver	5	0	4	2	50.0	12	3.0	0	0.0	0	0.0	7	0/0	56.3
2013	Denver	4	0	16	11	68.8	95	5.9	0	0.0	0	0.0	19	2/8	84.1
CAREER TOTALS		9	0	20	13	65.0	107	5.4	0	0.0	0	0.0	19	2/8	78.5

		RUSHING					SCORING						
Year	Club	Att.	Yds.	Avg.	LG	TD	TD	TDr	TDp	TDrt	2pt	Pts.	
2012	Denver	8	-13	-1.6	-1	0	0	0	0	0	0	0	
2013	Denver	3	2	0.7	4	0	0	0	0	0	0	0	
CAREER TOTALS		11	-11	-1.0	4	0	0	0	0	0	0	0	

ADDITIONAL STATISTICS: Fumble recoveries — 2012 (1), TOTAL (1).

OSWEILER'S SINGLE-GAME HIGHS

(Postseason in parentheses)

Pass attempts — 13 at Oakland, 12/29/13 (none). **Pass completions** — 9 at Oakland, 12/29/13 (none). **Passing yards** — 85 at Oakland, 12/29/13 (none). **Longest pass completion** — 19 at Oakland, 12/29/13 (none). **Rushing attempts** — 3 vs. Kansas City, 12/30/12 (none). **Rushing yards** — 3 vs. Philadelphia, 9/29/13 (none). **Longest rush** — 4 vs. Philadelphia, 9/29/13 (none).

BROCK OSWEILER'S GAME-BY-GAME

(Victories asterisked)

2013 DENVER		PASSING										RUSHING				
Opponent	P/S	Att.	Comp.	Yds.	Pct.	TD	INT	LG	S/Yds.	Rtg.	Att.	Yds.	Avg.	LG	TD	
vs. Bal. (9/5)*								DID NOT PLAY								
at NYG (9/15)*								DID NOT PLAY								
vs. Oak. (9/23)*								DID NOT PLAY								
vs. Phi. (9/29)*	P	3	2	10	66.7	0	0	5	0/0	71.5	2	3	1.5	4	0	
at Dal. (10/6)*								DID NOT PLAY								
vs. Jac. (10/13)*								DID NOT PLAY								
at Ind. (10/20)								DID NOT PLAY								
vs. Was. (10/27)*								DID NOT PLAY								
at S.D. (11/10)*								DID NOT PLAY								
vs. K.C. (11/17)*								DID NOT PLAY								
at N.E. (11/24)	P	0	0	0	0.0	0	0	—	0/0	0.0	0	0	0.0	—	0	
at K.C. (12/1)*								DID NOT PLAY								
vs. Ten. (12/8)*								DID NOT PLAY								
vs. S.D. (12/12)								DID NOT PLAY								
at Hou. (12/22)*	P	0	0	0	0.0	0	0	—	0/0	0.0	0	0	0.0	—	0	
at Oak. (12/29)*	P	13	9	85	69.2	0	0	19	2/8	87.0	1	-1	-1.0	-1	0	
Regular Season Totals	4/0	16	11	95	68.8	0	0	19	2/8	84.1	3	2	0.7	4	0	
vs. S.D. (1/12)†*								DID NOT PLAY								
vs. N.E. (1/19)‡*								DID NOT PLAY								
vs. Sea. (2/2)\$								DID NOT PLAY								
Postseason Totals	0/0	0	0	0	0.0	0	0	—	0/0	0.0	0	0	0.0	—	0	

†AFC Divisional Playoff Game; ‡AFC Championship Game; \$Super Bowl XLVIII



VINSTON PAINTER

70

OFFENSIVE TACKLE

6-6 • 309 • VIRGINIA TECH

BORN: Oct. 11, 1989, in Norfolk, Va.

HIGH SCHOOL: Maury High School, Norfolk, Va.

ACQUIRED: Drafted #6 (173rd overall), 2013

NFL YEAR: 1st • **YEAR WITH BRONCOS:** 1st

NFL GAMES PLAYED/STARTED: 0/0 • **POSTSEASON GP/GS:** 0/0



PAINTER AT A GLANCE:

- An offensive tackle who played 32 career games (13 starts) during his collegiate career as one of Virginia Tech's most physically-gifted linemen.
- Opened all 13 games as a senior in 2012—his first year as a starter—and was recognized as an honorable mention All-Atlantic Coast Conference selection by the league's coaches.
- Excelled in the weight room during his tenure at Virginia Tech, earning the team's Iron Hokie honor with the team's top bench press (465 pounds) prior to his sophomore season.
- Competed at right guard during his redshirt freshman season in 2009 after working at defensive tackle during his redshirt season in 2008.
- Starred as a two-way player at Maury High School in Norfolk, Va., where he was named a first-team Group AAA all-state offensive tackle by the Associated Press in addition to a second-team all-district defensive tackle.
- Selected by the Broncos in the sixth round (173rd overall) of the 2013 NFL Draft.

CAREER TRANSACTIONS: Signed by Denver as a draft choice 5/9/13; Waived by Denver 8/31/13; Signed by Denver (practice squad) 9/1/13; Signed by Denver (active roster) 1/14/13.



2013: Painter spent the regular-season and first two weeks of the postseason on Denver's practice squad... Signed to the active roster on Jan. 14.

2012: Painter opened all 13 games for Virginia Tech and was named an honorable mention All-Atlantic Coast Conference selection after posting nine touchdown blocks in his first season as a starter at right tackle... Helped block for the ACC's fifth-ranked rushing attack (145.9 ypg)... Made his first career start in the Hokies' season opener vs. Georgia Tech (9/3).

2011: Painter played in 12 games as a reserve offensive lineman and special-teams contributor... Graded out at 86 percent while participating in a season-high 30 snaps on offense vs. Appalachian State (9/3).

2010: Painter saw action in four games as a backup at right guard... Played a season-high 19 snaps vs. Wake Forest (10/16).

2009: Painter switched to offense and played in three games as a redshirt freshman before earning Iron Hokie honors during the offseason program in which he posted the top bench press (445 pounds), second-best push jerk (361 pounds) and the third-best back squat (535 pounds)... Did not play until the team's 10th game after suffering a left kneecap dislocation during spring drills.

2008: Painter worked at defensive tackle while redshirting during his true freshman season.

HIGH SCHOOL: Painter attended Maury High School in Norfolk, Va., where he excelled as a two-way player and was named a first-team Group AAA all-state selection by the Associated Press as a senior offensive tackle... Earned second-team all-district honors at defensive tackle following his final prep season... Ranked the No. 14 offensive tackle in the country and the No. 5 player in the state of Virginia by Rivals.com after his senior year.

PERSONAL: Painter majored in apparel, housing and resource management (residential property management) at Virginia Tech... Winston Eric Painter was born on Oct. 11, 1989, in Norfolk, Va.

PAINTER'S COLLEGIATE RECORD — VIRGINIA TECH

Year	School	G	S
2008	Virginia Tech	REDSHIRTED	
2009	Virginia Tech	3	0
2010	Virginia Tech	4	0
2011	Virginia Tech	12	0
2012	Virginia Tech	13	13
CAREER TOTALS		32	13

PAINTER’S REGULAR SEASON RECORD

Year	Club	G	S
2013	Denver	0	0
CAREER TOTALS		0	0

PAINTER’S POSTSEASON RECORD

Year	Club	G	S
2013	Denver	0	0
CAREER TOTALS		0	0



SHAUN PHILLIPS

90

DEFENSIVE END

6-3 • 255 • 10TH YR. • PURDUE

BORN: May 13, 1981, in Philadelphia

HIGH SCHOOL: Willingboro (N.J.) High School

ACQUIRED: Unrestricted Free Agent (San Diego), 2013

NFL YEAR: 10th • YEAR WITH BRONCOS: 1st

NFL GAMES PLAYED/STARTED: 152/120 • POSTSEASON GP/GS: 11/10



PHILLIPS AT A GLANCE:

- A 10th-year player who totaled at least seven sacks in seven of his first nine seasons with San Diego to tie for the fifth most in the NFL during that span.
- Entered 2013 with the third-most sacks (69.5) by a linebacker since his rookie year in 2004.
- Missed a total of just eight games in his first nine campaigns and started all 16 regular-season contests in four of the last six seasons.
- Earned his first career Pro Bowl selection in 2010 after opening all 16 games for the Chargers and topping the double-digit mark in sacks (11.0) for the second time in his career.
- Named AFC Defensive Player of the Week after producing a career-high four sacks and an interception returned for a touchdown vs. Arizona (10/3/10).
- Led the NFL with a career-best seven forced fumbles in 2009 while leading San Diego to its fourth consecutive AFC West title.
- Completed his collegiate career at Purdue University as the school's all-time leader with 33.5 career sacks while ranking third in team annals with 60.5 tackles for a loss.
- Joined the Broncos as an unrestricted free agent on April 29, 2013.
- Selected by the Chargers in the fourth round (98th overall) of the 2004 NFL Draft.

90's TROPHY CASE

Pro Bowl Selections (1) 2010

CAREER TRANSACTIONS: Signed by San Diego as a draft choice 7/22/04; Signed by Denver as an unrestricted free agent 4/29/13.



2013: Phillips played all 16 games and led the team with 10 sacks in his first season with the Broncos in 2013... Totaled 36 tackles to go with one interception, 13 quarterback hits, five pass breakups and two forced fumbles... Recorded a game-high 2.5 sacks, included a strip-sack, that set a record by a player in his Broncos' debut in Denver's season-opening win vs. Bal. (9/5)... Sacked Michael Vick in Denver's Week 4 win vs. Phi. (9/29)... Sacked Tony Romo twice in Denver's Week 5 win at Dal. (10/6)... Sacked Andrew Luck and finished with two quarterback hits at Ind. (10/20)... Intercepted a pass from Kirk Cousins vs. Was. (10/27)... Sacked Philip Rivers for a 10-yard loss in his first game against his former team at S.D. (11/10)... Tied for the club lead with 10 tackles, while adding 1.5 sacks, two tackles for a loss, two QB hits and two pass breakups vs. K.C. (11/17)... Sacked Rivers for a 6-yard loss vs. S.D. (12/12)... Started all three postseason games, finishing with eight tackles and two sacks... Sacked Rivers twice in the Divisional Round vs. S.D. (1/12).

2012: Phillips started all 16 games for the fourth time in his career and led the team with 9.5 sacks (62.5 yds.) in addition to 47 tackles (20 solo), two passes defended, two forced fumbles and three fumble recoveries... Recovered a fumble in the end zone vs. K.C. (11/1) to represent the third defensive touchdown of his career... Sacked quarterback Peyton Manning in the end zone at Den. (11/18) to mark his first career safety... Posted 2.5 sacks at NYJ (12/23) to move past Gary Johnson into second place on the Chargers' all-time sack list.

2011: Phillips opened all 12 games played and collected 37 tackles (30 solo), 3.5 sacks (27.5 yds.), two interceptions (0 yds.) and six passes defended... Inactive in four games with a foot injury... Recorded his fifth career interception vs. Min. (11/11) on the Chargers' first defensive play of the season.

2010: Phillips started all 16 games for the third consecutive season and earned his first career Pro Bowl selection after totaling 68 tackles (51 solo), 11 sacks (71 yds.), one interception (31 yds.), seven passes defended and one fumble recovery... Voted as the Chargers' Defensive Player of the Year after helping lead the league's No 1-ranked unit... Named AFC Defensive Player of the Week after totaling a career-high four sacks and returning an interception 31 yards for a touchdown vs. Ari. (10/3).

2009: Phillips opened all 16 regular-season games and tallied 71 tackles (56 solo), seven sacks (45 yds.), four passes defended and an NFL-high/career-best seven forced fumbles... Led San Diego with his seven sacks and tied for the team lead with 16 quarterback hits to earn Chargers co-Defensive Player of the Year honors...

Notched his NFL-leading seventh forced fumble at Ten. (12/25)... Contributed six solo tackles in San Diego's AFC Divisional Playoff Game vs. NYJ (1/17).

2008: Phillips started all 16 regular-season games for the first time in his career and totaled a personal-best 88 tackles (55 solo) to go along with 7.5 sacks (38.5 yds.), four passes defended, one forced fumble and one fumble recovery... Opened both postseason contests for San Diego and made six tackles (3 solo)... Named Chargers Alumni Defensive Player of the Month for December after totaling 15 tackles (13 solo), 3.5 sacks (15 yds.), two passes defended and one forced fumble in four games.

2007: Phillips opened all 15 regular-season games played and recorded 87 tackles (62 solo), 8.5 sacks (56.5 yds.), two interceptions (36 yds.), five passes defended and three forced fumbles... Named to the *USA Today* All-Joe Team... Started all three playoff games and totaled 24 tackles (16 solo), one pass defended and one fumble recovery... Registered his first NFL touchdown with an 18-yard interception return for a score vs. Det. (12/16)... Made a late fourth-quarter pass breakup on third down in San Diego's AFC Divisional Playoff Game at Ind. (1/13) to prevent a potential game-winning touchdown drive.

2006: Phillips started all 14 games played and contributed 63 tackles (48 solo), a career-high 11.5 sacks (67.5 yds.), eight passes defended, four forced fumbles and two fumble recoveries... Named to the *USA Today* All-Joe Team in addition to being voted a second alternate for the Pro Bowl... Inactive for two weeks with a calf injury... Recorded a game-clinching strip-sack of quarterback Jake Plummer on the last play of the game at Den. (11/19) to preserve a 35-27 Chargers win... Totaled three tackles, including a strip-sack of quarterback Tom Brady in San Diego's AFC Divisional Playoff Game vs. N.E. (1/14).

2005: Phillips played 15 games (3 starts) for the Chargers and totaled 20 defensive tackles (18 solo), seven sacks (49 yds.), two passes defended, three forced fumble and one fumble recovery... Added 15 special-teams stops to tie for third on the team... Inactive vs. NYG (9/25) with a calf injury... Named Chargers Alumni Player of the Week after recording two sacks and another tackle for a loss at NYJ (11/6).

2004: Selected by the Chargers in the fourth round (98th overall) of the 2004 NFL Draft, Phillips played all 16 regular-season games and recorded 18 tackles (14 solo), four sacks (23 yds.), one interception (0 yds.), three passes defended and two fumble recoveries... Made nine tackles on special-teams units... Shared a nine-yard sack and added a special-teams stop in San Diego's AFC Wild Card Game vs. NYJ (1/8).

COLLEGE: Phillips finished his collegiate career as Purdue University's all-time leader in sacks (33.5) in addition to collecting 231 tackles, 60.5 tackles for a loss and nine forced fumbles... Named a second-team All-America selection and Big Ten Conference Defensive Player of the Year by *College Football News* and a unanimous first-team all-conference pick following his senior campaign... Tabbed as an honorable mention All-Big Ten selection in each of his first three seasons for the Boilermakers.

PERSONAL: Phillips was an all-state and all-city selection in football at Willingboro (N.J.) High School, where he also lettered in basketball and track... Played in the New York-New Jersey Governor's Bowl as a senior... Has served as a fundraiser and spokesperson for the After-School All-Stars, a non-profit organization that designs after-school programs for inner-city youth... Works with Popchips and the global charity Free Wheelchair Mission, a faith-based foundation that helps provide wheelchairs for children in third-world countries... A management major at Purdue, he participated in a Wall Street internship at the New York Stock Exchange in 2010 as well as the NFL's Business Management and Entrepreneurial Program at the Kellogg School of Management at Northwestern University in 2006... Shaun Jamal Phillips was born on May 13, 1981, in Philadelphia.

PHILLIPS' SACKS BY QUARTERBACK

*denotes win (Phillips' teams are 43-20, including postseason, in games in which he records at least one half of a sack.)

QB	Sacks	Dates
JaMarcus Russell	4.5	1.5 at Oak, 9/28/08*, 1 vs. Oak, 12/4/08* 2 vs. Oak, 11/1/09*
Alex Smith	4.5	2 at S.F., 10/15/06*, 1 vs. S.F., 12/16/10* 1.5 vs. K.C., 11/17/13*
Matt Cassel	4.0	2 at K.C., 10/25/09*, 1 at K.C., 9/13/10 1 at K.C., 9/30/12*
Joe Flacco	4.0	0.5 vs. Bal., 12/18/11*, 1 vs. Bal., 11/25/12 2.5 vs. Bal., 9/5/13*
Philip Rivers	4.0	1 at S.D., 11/10/13*, 1 vs. S.D., 12/12/13 2 vs. S.D., 1/12/14* (AFC Divisional)
Carson Palmer	3.5	1 at Cin., 11/12/06*, 2.5 at Oak., 9/10/12*
Tom Brady	3.0	1 vs. N.E., 1/14/07 (AFC Divisional) 1 vs. N.E., 10/24/10, 1 at N.E., 9/18/11 1 at Oak., 9/11/06*, 1.5 vs. Oak., 11/26/06
Aaron Brooks	2.5	1.5 at G.B., 9/23/07, 1 vs. NYJ, 9/22/08*
Brett Favre	2.5	1 vs. K.C., 9/30/07, 1.5 at K.C., 12/2/07*
Damon Huard	2.5	2.5 at NYJ, 12/23/12*
Greg McElroy	2.5	1 vs. Pit., 10/10/05, 1 vs. Pit., 10/8/06*
Ben Roethlisberger	2.5	0.5 at Pit., 11/16/08 1 at Oak., 9/11/06*, 1.5 vs. Oak., 12/4/08*
Andrew Walter	2.5	2 vs. Ari., 10/3/10*
Derek Anderson	2.0	2 vs. Oak., 10/14/07*
Daunte Culpepper	2.0	2 vs. Ari., 10/14/07*
Max Hall	2.0	1 vs. Buf., 11/20/05*, 1 at Buf., 12/3/06*
J.P. Losman	2.0	2 at Ind., 11/28/10*, 1 at Den., 11/18/12
Peyton Manning	2.0	2 vs. Den., 11/22/10*
Kyle Orton	2.0	1 vs. Den., 12/31/05, 1 at Den., 11/19/06*
Jake Plummer	2.0	2 at Dal., 10/6/13*
Tony Romo	2.0	2 at NYJ, 10/23/11
Mark Sanchez	2.0	1 vs. Dal., 9/11/05
Drew Bledsoe	1.0	1 at NYJ, 11/6/05
Brooks Bollinger	1.0	1 at N.O., 10/7/12
Drew Brees	1.0	1 at Was., 11/27/05*
Mark Brunell	1.0	1 at Hou., 9/12/04*
David Carr	1.0	1 vs. Den., 12/24/07*
Jay Cutler	1.0	1 at Car., 10/24/04*
Jake Delhomme	1.0	1 at T.B., 12/21/08*
Jeff Garcia	1.0	1 vs. K.C., 12/17/06*
Trent Green	1.0	1 vs. Chi., 9/9/07*
Rex Grossman	1.0	1 at Sea., 9/26/10
Matt Hasselbeck	1.0	1 at Ind., 10/20/13
Andrew Luck	1.0	1 at NYG, 11/8/09*
Eli Manning	1.0	1 at Cle., 12/19/04*
Luke McCown	1.0	1 at Bal., 10/1/06
Steve McNair	1.0	0.5 vs. NYJ, 11/8/05 (AFC Wild Card)
Chad Pennington	1.0	0.5 at Mia., 10/5/08
Brady Quinn	1.0	1 at Cle., 12/6/09*
Chris Simms	1.0	1 at Den., 11/22/09*
Vinny Testaverde	1.0	1 at NYJ, 11/6/05*
Michael Vick	1.0	1 vs. Phi., 9/29/13*
Billy Volek	1.0	1 vs. Ten., 10/3/04*
Kyle Boller	0.5	0.5 vs. Bal., 11/25/07*
Brandon Weeden	0.5	0.5 at Cle., 10/28/12
Ricky Williams	0.5	0.5 at Bal., 10/5/08

PHILLIPS' REGULAR SEASON RECORD

Year	Club	G	S	UT	A	TT	S-Yds.	I-Yds.	PD	FF	FR	TD-Int.	TD-FR	S	Pts.
2004	San Diego	16	0	14	4	18	4-23	1-0	3	0	2	0	0	0	0
2005	San Diego	15	3	18	2	20	7-49	0-0	2	3	1	0	0	0	0
2006	San Diego	14	14	48	15	63	11.5-67.5	0-0	8	4	2	0	0	0	0
2007	San Diego	15	15	62	25	87	8.5-56.5	2-36	5	3	0	1	0	0	6
2008	San Diego	16	16	55	24	79	7.5-38.5	0-0	4	1	1	0	0	0	0
2009	San Diego	16	16	56	15	71	7-45	0-0	4	7	0	0	0	0	0
2010	San Diego	16	16	51	17	68	11-71	1-31	7	0	1	1	0	0	6
2011	San Diego	12	12	30	7	37	3.5-27.5	2-0	6	0	0	0	0	0	0
2012	San Diego	16	16	20	27	47	9.5-62.5	0-0	2	2	3	0	1	1	8
2013	Denver	16	12	29	7	36	10-77.5	1-3	5	2	0	0	0	0	0
CAREER TOTALS		152	120	383	143	526	79.5-518	7-70	46	22	10	2	1	0	20

ADDITIONAL STATISTICS: Special teams tackles — 2004 (9), 2005 (15), TOTAL (24).

PHILLIPS' POSTSEASON RECORD

Year	Club	G	S	UT	A	TT	S-Yds.	I-Yds.	PD	FF	FR	TD-Int.	TD-FR	S	Pts.
2004	San Diego	1	0	0	1	1	0.5-4.5	0-0	0	0	0	0	0	0	0
2006	San Diego	1	1	2	1	3	1-4	0-0	0	0	0	0	0	0	0
2007	San Diego	3	3	16	8	24	0-0	0-0	1	0	1	0	0	0	0
2008	San Diego	2	2	3	3	6	0-0	0-0	0	0	0	0	0	0	0
2009	San Diego	1	1	6	0	6	0-0	0-0	0	0	0	0	0	0	0
2013	Denver	3	3	5	3	8	2-10	0-0	0	0	0	0	0	0	0
CAREER TOTALS		11	10	32	16	48	3.5-18.5	0-0	1	0	1	0	0	0	0

ADDITIONAL STATISTICS: Special teams tackles — 2004 (1), TOTAL (1).

PHILLIPS' SINGLE GAME HIGHS

(Postseason in parentheses)

Tackles — 11, vs. Oakland, 10/14/07 (11 vs. Tennessee, 1/6/08). **Sacks** — 4 vs. Arizona, 10/3/10 (2 vs. San Diego, 1/12/13). **Sack yards** — 25 vs. Arizona, 10/3/10 (10 vs. San Diego, 1/12/13). **Interceptions** — 1, seven times, last vs. Washington, 10/27/13 (none). **Interception return yards** — 31 vs. Arizona, 10/3/10 (none).

PHILLIPS' MULTIPLE-SACK GAMES (20)

*denotes win (Phillips' teams are 18-2 when he records more than one sack in a game.)

Date	Opponent	S-Yds.
11/6/05	at N.Y. Jets*	2-16
9/11/06	at Oakland*	2-10
10/15/06	at San Francisco*	2-14
11/26/06	vs. Oakland*	1.5-7.5
9/23/07	at Green Bay	1.5-3.5
10/14/07	vs. Oakland*	2-14
12/2/07	at Kansas City*	1.5-9
9/28/08	at Oakland*	1.5-7
12/4/08	vs. Oakland*	2.5-15
10/25/09	at Kansas City*	2-7
11/1/09	vs. Oakland*	2-14
10/3/10	vs. Arizona	4-25
11/22/10	vs. Denver*	2-18
10/23/11	at N.Y. Jets	2-17
9/10/12	at Oakland*	2.5-17.5
12/23/12	at N.Y. Jets*	2.5-20.5
9/5/13	vs. Baltimore*	2.5-14
10/6/13	at Dallas*	2-23
11/17/13	vs. Kansas City*	1.5-12.5
1/12/13	vs. San Diego*	2-10

†AFC Divisional Playoff Game

SHAUN PHILLIPS' GAME-BY-GAME

(Victories asterisked)

2013 DENVER		TACKLES													
Date	Opponent	P/S	UT	A	TT	S-Yds.	I-Yds.	PD	FF	FR					
Sep 5	vs. Baltimore*	P	3	1	4	2.5-14	0-0	0	1	0					
Sep 15	at N.Y. Giants*	S	1	0	1	0-0	0-0	0	0	0					
Sep 23	vs. Oakland*	P	2	0	2	0-0	0-0	0	0	0					
Sep 29	vs. Philadelphia*	S	4	0	4	1-4	0-0	0	0	0					
Oct 6	at Dallas*	P	3	0	3	2-23	0-0	0	0	0					
Oct 13	vs. Jacksonville*	S	0	1	1	0-0	0-0	2	0	0					
Oct 20	at Indianapolis	P	1	0	1	1-8	0-0	0	0	0					
Oct 27	vs. Washington*	S	0	1	1	0-0	1-3	1	0	0					
Nov 10	at San Diego*	S	1	0	1	1-10	0-0	0	0	0					
Nov 17	vs. Kansas City*	S	7	2	9	1.5-12.5	0-0	2	0	0					
Nov 24	at New England	S	2	1	3	0-0	0-0	0	1	0					
Dec 1	at Kansas City*	S	1	0	1	0-0	0-0	0	0	0					
Dec 8	vs. Tennessee*	S	0	0	0	0-0	0-0	0	0	0					
Dec 12	vs. San Diego	S	2	0	2	1-6	0-0	0	0	0					
Dec 22	at Houston*	S	1	1	2	0-0	0-0	0	0	0					
Dec 29	at Oakland*	S	1	0	1	0-0	0-0	0	0	0					
Regular Season Totals			16/12	29	7	36	10-77.5	1-3	5	2	0				
Jan 12	vs. San Diego†*	S	2	0	2	2-10	0-0	0	0	0					
Jan 19	vs. New England#	S	2	0	2	0-0	0-0	0	0	0					
Feb 2	vs. Seattle*	S	1	3	6	0-0	0-0	0	0	0					
Postseason Totals			3/3	5	3	8	2-10	0-0	0	0	0				

†AFC Divisional Playoff Game; #AFC Championship Game; \$Super Bowl XLVIII



MATT PRATER

5

KICKER



5-10 • 195 • 7TH YR. • CENTRAL FLORIDA

BORN: Aug. 10, 1984, in Mayfield Heights, Ohio

HIGH SCHOOL: Estero (Fla.) High School.

ACQUIRED: Free Agent, 2007

NFL YEAR: 7th • YEAR WITH BRONCOS: 7th

NFL GAMES PLAYED/STARTED: 96/0 • POSTSEASON GP/GS: 6/0

PRATER AT A GLANCE:

- A seventh-year kicker who ranks first in franchise history in field goal accuracy having converted 141-of-170 (.829) attempts in his first seven seasons with the Broncos.
- Converted 47-of-50 (.940) career field goals in the fourth quarter in addition to connecting on all four of his attempts in overtime.
- Owns the best field goal percentage from 50+yards (.778 / 21-of-27) in league history among players who started their career after 1970 (min. 20 att.).
- Named to his first career Pro Bowl and AP All-Pro second team after leading the league with a .962 field goal percentage that ranked sixth in NFL history (min. 25 att.) and setting a league touchback record with 81 in 2013.
- Set a franchise record with 150 points scored (25/26 FGs, 75/75 PATs) and .962 field-goal accuracy percentage in 2013.
- Set an NFL record with a 64-yard field goal vs. Tennessee (12/8/13).
- Owns five AFC Special Teams Player of the Week awards (2008, '09, '11, '12, '13) and two AFC Special Teams Player of the Month honors (Sept. '09, Dec./Jan. '11) for his NFL career.
- Delivered four game-winning field goals on the last play of the game in 2011 (3 in OT, 1 on last play of regulation) to tie for the second most in a single season in NFL history.
- Joined Mike Vanderjagt as the only two players in NFL history to kick a 50+yard field goal with less than a minute remaining in regulation to force overtime in addition to converting a 50+yard game-winning field goal in overtime with his performance vs. Chicago (12/11/11).
- Made 16-of-18 field goals in 2010 to represent the second-highest single-season field goal percentage (.889) in team history (min. 10 att.).
- Converted 18 consecutive field goal attempts, spanning the last eight games in 2009 and the first six contests in 2010, to represent the third-longest such streak in Broncos history.
- Tied the Broncos' single-season record and ranked fourth in the NFL with five 50-yard field goals, including a career-long 56-yarder as well as two 50-yarders in one game, in 2008.
- Finished his career at the University of Central Florida tied for first in school history in field goals made (50) and ranked fourth in scoring (258 pts.).
- Joined the Broncos from Miami's practice squad on Dec. 19, 2007.
- Entered the NFL with Detroit as a college free agent on May 4, 2006.

5's TROPHY CASE

Pro Bowl (1) 2013
All-Pro (2nd team) (1) 2013

CAREER TRANSACTIONS: Signed by Detroit as a college free agent 5/4/06; Waived by Detroit 8/28/06; Signed by Miami to a future contract 1/4/07; Waived by Miami 8/27/07; Signed by Atlanta 8/30/07; Waived by Atlanta 9/18/07; Signed by Miami (practice squad) 11/14/07; Signed by Denver (active roster) 12/19/07. Placed on injured reserve by Denver 12/23/10.



PRATER HOLDS BRONCOS SINGLE SEASON SCORING MARK BY A KICKER

MOST POINTS SCORED BY A KICKER, SINGLE SEASON BRONCOS HISTORY

	Player	Year	No.
1.	Matt Prater	2013	150
2.	Matt Prater	2012	133
3.	Jason Elam	1995	132
4.	Jason Elam	2004	129
5.	Jason Elam	1998	127

PRATER A RELIABLE WEAPON

BEST FIELD GOAL PERCENTAGE, BRONCOS HISTORY

Player	Md.	Att.	Pct.
1. Matt Prater, 2007-Pres.	141	170	82.9
2. Jason Elam, 1993-2007	395	490	80.6
3. David Treadwell, 1989-92	99	127	78.0
4. Rich Karlis, 1982-88	137	193	71.0
5. Fred Steinfort, 1979-81	43	64	67.2
6. Jim Turner, 1971-79	151	232	65.1
7. Gene Mingo, 1960-64	72	119	60.5

BEST FG PCT. SINGLE SEASON, BRONCOS HISTORY

Player	Md.	Att.	Pct.
1. Matt Prater, 2013	25	26	96.2
2. Jason Elam, 2006	27	29	93.1
3. Matt Prater, 2010	16	18	88.9
4. Jason Elam, 2003	27	31	87.1
Jason Elam, 2007	27	31	87.1
6. Jason Elam, 2001	31	36	86.1
7. Matt Prater, 2009	30	35	85.7

2013: Prater was named to his first career Pro Bowl and AP All-Pro Second Team in 2013, after converting 25-of-26 field goals, including an NFL-record 64-yard kick... His .962 field goal percentage ranked sixth in league history for a single season (min. 25 att.) and established a Broncos franchise record... Set an NFL record with 81 touchbacks... Ranked second in the league with 150 kicking points, which set a franchise single-season record... Led the league with six 50-yard field goals... Tied a career high with seven PATs and touchbacks on all eight of his kickoffs in Denver's season-opening win vs. Bal. (9/5)... Converted 42- and 47-yard field goal as well as all five extra points in the Broncos' Week 2 win at NYG (9/15)... Went three-for-three on field goal attempts, including a 53-yarder vs. Oak. (9/23)... Kicked a 53-yard field goal and tied career highs with seven extra points, nine kickoffs and eight touchbacks vs. Phi. (9/29)... Set a career high with 15 points after converting six extra points and all three field goal attempts, including the game-winning 28-yarder at Dal. (10/6)... Made six extra points to go with one field goal for nine points to go with touchbacks on all eight kickoffs to tie a career high vs. Was. (10/27)... Became the last kicker in the NFL to miss a field goal after making attempts from 52 and 36 yards and missing one from 52 yards vs. K.C. (11/17)... Set an NFL record with a 64-yard field goal as time expired in the first half and tied a career high with 15 points (3 FG, 6 PAT) vs. Ten. (12/8)... Played all three postseason games, converting five-of-six field goals with five extra points and touchbacks on 12-of-13 kickoffs... Registered four touchbacks on kickoffs to increase his season total to 70, breaking the NFL single-season touchback record... Posted touchbacks on all five kickoffs in the Divisional Round vs. S.D. (1/12)... Converted the longest field goal (54 yards) in franchise postseason history with his fourth-quarter kick, which tied for fourth-longest among all players in NFL playoff history, while tying the league's postseason record with touchbacks on all seven kickoffs in the AFC Championship Game vs. N.E. (1/19).

2012: Prater appeared in all 16 regular-season games and set a franchise record for a kicker with 133 points scored (26/32 FGs, 55/55 PATs), breaking Jason Elam's previous mark of 132 points in 1995... Led the NFL with 65 touchbacks on 98 kickoffs (66.3 pct.)... Established a career high with eight touchbacks on eight kickoffs vs. Oak. (9/30), while also converting three-of-three field goals, earning AFC Special Teams Player of the Week for his performance... Matched a career high with four field goals (4-of-4) at Oak. (12/6)... Made a career-high two special teams tackles at Bal. (12/16).

2011: Prater played all 16 regular-season games and made 19-of-25 field goals in addition to converting all 30 extra point attempts... Led the NFL in touchback percentage (70.1 / 47-of-67)... Made four walk-off field goals—three in overtime and one at the end of regulation—to tie for the second-most game-winning kicks in NFL history in a single season... Successful on all four field goal attempts in two postseason games for the Broncos... Named AFC Special Teams Player of the Week for his effort vs. Chi. (12/11) in which he converted a 59-yard field goal with 0:03 remaining to force overtime and then won the game with a 51-yard kick in the extra session... Named AFC Special teams Player of the Month for Dec./Jan. after making 6-of-7 field goals during Denver's last five games, including both of his attempts from 50+ yards.

2010: Prater played 12 games and converted 16-of-18 field goals to go along with 28-of-29 extra point attempts to record the second-highest single-season field goal percentage (.889) in team history... Kicked off 54 times for 3,638 yards (67.4 avg.) with 20 touchbacks... Converted his 18th consecutive field goal attempt vs. NYJ (10/17)—a career-long 59-yarder—dating to the ninth game of the 2009 season to mark the third-longest such streak in team history... Saw his streak of 15 consecutive games with a field goal (T-3rd longest in Broncos history) end in Week 7 vs. Oak. (10/24) when he did not attempt a field goal... Inactive in Weeks 14-15 before being placed on injured reserve on Dec. 23 with a groin injury.

2009: Prater played all 16 games for the Broncos, converting 30-of-35 (.857) field goal attempts along with all 32 extra point attempts while kicking off 77 times for 5,304 yards (68.9 avg.) with 28 touchbacks... Tied for third in the NFL as well as in Broncos history for a year in field goals (30)... Tied for fifth in team history in field goal percentage (.857)... Set a club record and tied for second in the league with 28 touchbacks... Became the fifth Bronco with multiple 100-point seasons with 122 points that tied for seventh in the league... Made 19 of his final 20 field goal attempts... Converted 2-of-3 50-yard attempts... Had one special-teams tackle... Named AFC Special Teams Player of the Month for September after totaling 41 points, converting 9-of-10 field goals and all 14 extra points, in addition to registering seven touchbacks on kickoffs... Made a game-winning 41-yard field

PRATER SHOWS LEG STRENGTH

HIGHEST 50-YD. FIELD GOAL PCT., NFL, SINCE 1970

(min. 20 att.)				
	Player	Md.	Att.	Pct.
1.	Matt Prater, Den	21	27	77.8
2.	Robbie Gould, Chi.	16	21	76.2
3.	Tony Zendejas, LAN/Hou.	17	23	73.9
4.	Jeff Wilkins, Stl./S.F./Phi.	26	36	72.2
5.	Rob Bironas, Ten.	24	34	70.6

LONGEST FIELD GOALS, BRONCOS HISTORY

Player	Opponent	Length
1. Matt Prater	vs. Ten., 12/8/13	64*
2. Jason Elam	vs. Jac., 10/25/98	63
3. Matt Prater	vs. NYJ, 10/17/10	59
Matt Prater	vs. Chi., 12/11/11	59
5. Fred Steinfort	vs. Was., 10/13/80	57
*NFL Record		

PRATER COMES THROUGH IN THE CLUTCH IN 2011

MOST GAME-WINNING FIELD GOALS, NFL HISTORY

Player	Year	No.
1. Jason Elam, Den.	2007	5
2. Matt Prater, Den.	2011	4
Dan Bailey, Dal.	2011	4

**game-winning field goals defined as last play of the game*

PRATER'S GAME-WINNING FIELD GOALS, 2011

Opp. (Date)	Qtr.	FG Length
at Miami (10/23/11)	OT	52
at San Diego (11/27/11)	OT	37
at Minnesota (12/4/11)	4	23
vs. Chicago (12/11/11)	OT	51

goal in overtime vs. N.E. (10/11)... Enjoyed a career night on Thanksgiving vs. NYG (11/26), making all four field goal attempts and posting five touchbacks on kickoffs to earn AFC Special Teams Player of the Week honors.

2008: Prater played all 16 games for Denver in his first full NFL season, converting 25-of-34 (.735) field goal attempts along with 39-of-40 (.975) extra point attempts while kicking off 82 times for 5,387 yards (65.7 avg.) with 19 touchbacks... Had three special-teams tackles... Tied the Broncos' single-season record and ranked fourth in the NFL with five 50-yard field goals in six attempts... Notched his first 100-point season (114 pts.), becoming the ninth different Bronco to reach that mark... Became the third Bronco—and the first to do so on the road—to hit two 50-yard field goals (56, 51 yds.) in the same game at K.C. (9/28)... 56-yarder against the Chiefs was a career long and tied for the third-longest field goal in Denver annals as well as in the NFL in 2008... Named AFC Special Teams Player of the Week after making all three field goal attempts, including a 55-yarder, vs. T.B. (10/5).

2007: Prater played four games, seeing action in two games with both Atlanta and Denver... Made 1-of-4 field goal attempts and his lone extra point attempt (all with Atlanta) while kicking off 11 times for 756 yards (68.7 avg.) with five touchbacks... Spent training camp with Miami but was waived on Aug. 27 before signing with Atlanta on Aug. 30... Waived by Atlanta on Sept. 18 before joining Miami's practice squad on Nov. 14... Signed with Denver's active roster on Dec. 19.

2006: Prater entered the NFL with Detroit as college free agent on May 4... Waived by Detroit on Aug. 28... Made all four field goal attempts and both extra point attempts in the preseason with the Lions.

COLLEGE: Prater played 46 career games at the University of Central Florida, finishing his career tied for first in school history in field goals made (50) and ranked fourth in scoring (258 pts.)... Converted 50-of-74 (.676) career field goal attempts with a 53-yard long... Made 17-of-26 (.654) field goal attempts as a senior with a 49-yard long for UCF.

PERSONAL: Prater was a second-team all-state selection as a senior at Estero (Fla.) High School... Also named first-team all-conference and all-Southwest Florida... Connected on 56-of-58 extra point attempts and made 14 field goals while placing 84 percent of his kickoffs into the end zone for Estero... Majored in psychology at Central Florida... Matt Prater was born on Aug. 10, 1984, in Mayfield Heights, Ohio.

PRATER'S REGULAR SEASON RECORD

Year	Club	G	FIELD GOALS							TOTAL	Pct.	PATs		
			1-19	20-29	30-39	40-49	50-59	60+	Md./Att.			Pct.	Pts.	
2006						OUT OF FOOTBALL								
2007	Den./Mia./Atl.	4	0/0	0/1	0/0	1/3	0/0	0/0	1/4	.250	1/1	1.000	4	
2008	Denver	16	0/0	7/8	8/9	5/11	5/6	0/0	25/34	.735	39/40	.975	114	
2009	Denver	16	0/0	14/14	6/8	8/10	2/3	0/0	30/35	.857	32/32	1.000	122	
2010	Denver	12	0/0	3/3	7/7	4/5	2/3	0/0	16/18	.889	28/29	.966	76	
2011	Denver	16	0/0	5/6	8/8	3/7	3/4	0/0	19/25	.760	30/30	1.000	87	
2012	Denver	16	1/1	7/7	10/11	5/9	3/4	0/0	26/32	.813	55/55	1.000	133	
2013	Denver	16	2/2	4/4	5/5	8/8	5/6	1/1	25/26	.962	75/75	1.000	150	
CAREER TOTALS		96	3/3	40/43	44/48	34/53	20/26	1/1	142/174	.816	260/262	.992	686	
BRONCOS TOTALS		94	3/3	40/42	44/48	33/50	20/26	1/1	141/170	.829	259/261	.992	682	

ADDITIONAL STATISTICS: Kickoffs — 2007 (11 for 756 yds., 68.7 avg., 5 TBs), 2008 (82 for 5,387 yds., 65.7 avg., 19 TBs), 2009 (77 for 5,304 yds., 68.9 avg., 28 TBs), 2010 (54 for 3,638 yds., 67.4 avg., 20 TBs), 2011 (67 for 4,410 yds., 65.8 avg., 47 TBs), 2012 (98 for 6,305 yards, 64.3 avg., 65 TBs), 2013 (112 for 7,370 yards, 65.8 avg., 81 TBs) TOTAL (501 for 33,194 yds., 66.3 avg., 265 TBs). Special teams tackles — 2008 (3), 2009 (1), 2010 (1), 2011 (1), 2012 (2) TOTAL (8). Miscellaneous tackles — 2010 (1), TOTAL (1).

PRATER'S POSTSEASON RECORD

FIELD GOALS										PATs				
Year	Club	G	1-19	20-29	30-39	40-49	50-59	60+	TOTAL	Pct.	Md./Att.	Pct.	Pts.	
2011	Denver	2	0/0	2/2	1/1	1/1	0/0	0/0	4/4	1.000	3/3	1.000	15	
2012	Denver	1	0/0	0/0	0/0	0/0	0/1	0/0	0/1	0.000	5/5	1.000	5	
2013	Denver	3	1/1	1/1	1/1	1/2	1/1	0/0	5/6	.833	5/5	1.000	20	
CAREER TOTALS		6	1/1	3/3	2/2	2/3	1/2	0/0	9/11	.818	13/13	1.000	40	

ADDITIONAL STATISTICS: Kickoffs — 2011 (9 for 594 yds., 66.0 avg., 8 TBs), 2012 (7 for 454 yds., 64.9 avg., 3 TBs), 2013 (13 for 832 yds., 64.0 avg., 12 TBs), TOTAL (28 for 1,828 yards, 65.3 avg., 23 TBs).

PRATER'S SINGLE-GAME HIGHS

(Postseason in parentheses)

Field goals made — 4, five times, last at Oakland, 12/6/12 (4 vs. New England, 1/19/14). **Field goals attempted** — 5 at Kansas City, 9/28/08 (4 vs. New England, 1/19/14). **Longest field goal made** — 64* vs. Tennessee, 12/8/13 (54 vs. New England, 1/19/14). **Longest field goal attempted** — 64 vs. Tennessee, 12/8/13 (vs. New England, 1/19/14). **Consecutive field goals made** — 18, 11/1/09-10/17/10 (4, twice, last 1/19/14). **PATs made** — 7, three times, last vs. Philadelphia, 9/29/13 (5 vs. Baltimore, 1/12/13). **PATs attempted** — 7, three times, last vs. Philadelphia, 9/29/13 (5 vs. Baltimore, 1/12/13). **Consecutive PATs made** — 172, 11/14/10-12/29/14 (13, 1/8/12-1/19/14); **Points scored** — 15, twice, last vs. Tennessee, 12/8/13 (14 vs. New England, 1/19/14). **Consecutive games with a field goal** — 15, 11/9/09-10/17/10 (3, 1/8/12-1/19/12). **Kickoffs** — 9, three times, last at Dallas, 10/6/13 (7 vs. New England, 1/19/14). **Touchbacks on kickoffs** — 8, four times, last vs. Washington, 10/27/13 (7 vs. New England, 1/19/14). **Special teams tackles** — 2 at Baltimore, 12/16/12 (none).

*NFL Record

PRATER'S 50-YARD FIELD GOALS (22)

*denotes win (The Broncos are 14-6 when Prater records a 50+yard field goal in a game.)

Date	Opponent	Length
9/14/08	vs. San Diego*	52
9/28/08	at Kansas City	56
9/28/08	at Kansas City	51
10/5/08	vs. Tampa Bay*	55
11/2/08	vs. Miami	50
9/13/09	at Cincinnati*	50
12/20/09	vs. Oakland	51
9/12/10	at Jacksonville	54
10/17/10	vs. N.Y. Jets	59
10/23/11	at Miami*	52
12/11/11	vs. Chicago*	59
12/11/11	vs. Chicago*	51
9/23/12	vs. Houston	53
9/30/12	vs. Oakland*	53
11/11/12	at Carolina*	53
9/23/13	vs. Oakland*	53
9/29/13	vs. Philadelphia*	53
10/6/13	at Dallas*	50
11/17/13	vs. Kansas City*	54
12/8/13	vs. Tennessee*	64^
12/29/13	at Oakland*	54
1/19/14	vs. New England#*	54

^NFL Record; #AFC Championship Game

MATT PRATER'S GAME-BY-GAME

(Victories asterisked)

2013 DENVER			FIELD GOALS								PATs			
Date	Opponent	P/S	10-19	20-29	30-39	40-49	50-59	60+	TOTAL	Pct.	Md./Att.	Pct.	Pts.	
Sep 5	vs. Baltimore*	P	0/0	0/0	0/0	0/0	0/0	0/0	0/0	0.000	7/7	1.000	7	
Sep 15	at N.Y. Giants*	P	0/0	0/0	0/0	2/2	0/0	0/0	2/2	1.000	5/5	1.000	11	
Sep 23	vs. Oakland*	P	0/0	0/0	0/0	2/2	1/1	0/0	3/3	1.000	4/4	1.000	13	
Sep 29	vs. Philadelphia*	P	0/0	0/0	0/0	0/0	1/1	0/0	1/1	1.000	7/7	1.000	10	
Oct 6	at Dallas*	P	0/0	1/1	0/0	1/1	1/1	0/0	3/3	1.000	6/6	1.000	15	
Oct 13	vs. Jacksonville*	P	0/0	0/0	0/0	0/0	0/0	0/0	0/0	0.000	5/5	1.000	5	
Oct 20	at Indianapolis	P	0/0	0/0	1/1	1/1	0/0	0/0	2/2	1.000	3/3	1.000	9	
Oct 27	vs. Washington*	P	1/1	0/0	0/0	0/0	0/0	0/0	1/1	1.000	6/6	1.000	9	
Nov 10	at San Diego*	P	0/0	0/0	0/0	0/0	0/0	0/0	0/0	0.000	4/4	1.000	4	
Nov 17	vs. Kansas City*	P	0/0	0/0	1/1	0/0	1/2	0/0	2/3	0.667	3/3	1.000	9	
Nov 24	at New England	P	0/0	1/1	0/0	0/0	0/0	0/0	1/1	1.000	4/4	1.000	7	
Dec 1	at Kansas City*	P	0/0	0/0	0/0	0/0	0/0	0/0	0/0	0.000	5/5	1.000	5	
Dec 8	vs. Tennessee*	P	1/1	1/1	0/0	0/0	0/0	1/1	3/3	1.000	6/6	1.000	15	
Dec 12	vs. San Diego	P	0/0	0/0	1/1	1/1	0/0	0/0	2/2	1.000	2/2	1.000	8	
Dec 22	at Houston*	P	0/0	1/1	1/1	1/1	0/0	0/0	3/3	1.000	4/4	1.000	13	
Dec 29	at Oakland*	P	0/0	0/0	1/1	0/0	1/1	0/0	2/2	1.000	4/4	1.000	10	
Regular Season Totals			16/0	2/2	4/4	5/5	8/8	5/6	1/1	25/26	.962	75/75	1.000	150
Jan 12	vs. San Diego†*	P	0/0	0/0	0/0	1/2	0/0	0/0	1/2	.500	3/3	1.000	6	
Jan 19	vs. New England#*	P	1/1	1/1	1/1	1/2	1/1	0/0	4/4	1.000	2/2	1.000	14	
Feb 2	vs. Seattle\$	P	0/0	0/0	0/0	0/0	0/0	0/0	0/0	0.000	0/0	0.000	0	
Postseason Totals			3/0	1/1	1/1	1/1	1/2	1/1	0/0	5/6	.833	5/5	1.000	20

†AFC Divisional Playoff Game; #AFC Championship Game; \$Super Bowl XLVIII



MANNY RAMIREZ

66

CENTER



6-3 • 320 • 7TH YR. • TEXAS TECH

BORN: Feb. 13, 1983, in Houston

HIGH SCHOOL: Willowridge High School, Houston

ACQUIRED: Free Agent, 2011

NFL YEAR: 7th • YEAR WITH BRONCOS: 3rd

NFL GAMES PLAYED/STARTED: 51/42 • POSTSEASON: 6/3

RAMIREZ AT A GLANCE:

- A seventh-year offensive guard who started 42-of-51 regular-season games played in his first seven NFL seasons with Detroit (2007-10) and Denver (2011-13).
- Started all 16 games at center for the first time in his career in 2013.
- Opened 12-of-13 games for the Lions in 2008 and was penalized just three times while allowing only a half sack according to Stats Inc.
- Started four seasons at Texas Tech University, calling the offensive line's blocking schemes during his final two seasons and earning numerous All-Big 12 Conference accolades.
- Part of an offensive aerial attack that led the country with 398.9 passing yards per game in his four seasons (2003-06) with the Red Raiders.
- Established a Texas Tech school lifting record with his 550-pound bench press.
- Joined the Broncos as a free agent on Jan. 4, 2011.
- Selected by the Lions in the fourth round (117th overall) of the 2007 NFL Draft.

CAREER TRANSACTIONS: Signed by Detroit as a draft choice 7/18/07; Waived by Detroit 10/6/10; Signed by Denver to a future contract 1/4/11.



2013: Ramirez opened all 16 regular-season games at center for the Broncos in 2013... Was part of an offensive line unit that allowed the fewest sacks (20) in the NFL, as well as the most games allowing zero sacks (6)... Earned a spot on Pro Football Focus' All-Week 3 Team for his performance vs. Oak. (9/23)... Part of an offensive line group that was named a collective offensive player of the week by Sports Illustrated's Peter King for its performance in which it allowed zero sacks and zero quarterback hits against the NFL's top-ranked sack defense vs. K.C. (11/17)... Started all three playoff games... Part of an offensive line that did not allow a sack in Denver's Divisional-Round win vs. S.D. (1/12)... Part of an offensive line that did not allow a sack or a QB hit in the AFC Championship Game vs. N.E. (1/19).

2012: Ramirez established a career high with 15 games played, starting 11 contests for the Broncos at right guard... Penalized just three times on the year... Played but did not start in Denver's AFC Divisional Playoff Game vs. Bal. (1/12).

2011: Ramirez played two games (0 starts) in his first season with the Broncos and was inactive for the remaining 14 regular-season games as well as both playoff contests.

2010: Ramirez spent the season out of football after being waived by Detroit on Oct. 6.

2009: Ramirez played a career-high 13 games (12 starts) at left guard for Detroit... Penalized only three times and was credited with just one half sack allowed according to Stats. Inc.

2008: Ramirez played four games (3 starts) for Detroit, opening two contests at right guard and one at left guard... Was not called for a penalty and allowed just two sacks on the season according to Stats Inc... Made his first career start vs. Chi. (10/5).

2007: Selected by the Lions in the fourth round (117th overall) of the 2007 NFL Draft, Ramirez played one game (0 starts) as a rookie... Made his NFL debut vs. K.C. (12/23) playing on special teams.

COLLEGE: Ramirez was part of the nation's most explosive aerial attack during his four seasons (2003-06) as a starter at Texas Tech University, as the Red Raiders led the country with 398.9 passing yards per game during that span... Earned numerous All-Big 12 Conference honors following his senior season that marked his second consecutive year calling the blocking schemes along the offensive line... Established a school lifting record with his 550-pound bench press.

PERSONAL: Ramirez was a first-team All-District 20-5A selection in his final two seasons at Willowridge High School in Houston... Majored in exercise sport science at Texas Tech... Manuel Ramirez was born on Feb. 13, 1983, in Houston.

RAMIREZ'S REGULAR SEASON RECORD

Year	Club	G	S
2007	Detroit	1	0
2008	Detroit	4	3
2009	Detroit	13	12
2010	Detroit	0	0
2011	Denver	2	0
2012	Denver	15	11
2013	Denver	16	16
CAREER TOTALS		51	42

ADDITIONAL STATISTICS: *Fumbles* — 2009 (1 FR), TOTAL (1 FR).

RAMIREZ'S POSTSEASON RECORD

Year	Club	G	S
2011	Denver	2	0
2012	Denver	1	0
2013	Denver	3	3
CAREER TOTALS		6	3



DOMINIQUE RODGERS-CROMARTIE 45

CORNERBACK

6-2 • 193 • 6TH YR. • TENNESSEE STATE

BORN: April 7, 1986, in Bradenton, Fla.

HIGH SCHOOL: Lakewood Ranch High School, Bradenton, Fla.

ACQUIRED: Unrestricted Free Agent (Philadelphia), 2013

NFL YEAR: 6th • YEAR WITH BRONCOS: 1st

NFL GAMES PLAYED/STARTED: 92/75 • POSTSEASON GP/GS: 9/9



RODGERS-CROMARTIE AT A GLANCE:

- A sixth-year cornerback who spent his first five NFL seasons with Arizona (2008-10) and Philadelphia (2011-12), tying for the second-most passes defended (83) in the league during that span.
- Owns 22 career interceptions (19 regular season, 3 postseason), leading his teams to a combined 21-1 record when he posts at least one interception in a game.
- Led the team with 15 pass breakups and tied for the team lead with three interceptions in 2013.
- Earned his first career Pro Bowl selection following the 2009 season when he totaled a career-high six interceptions, 39 passes defended and three forced fumbles for Arizona.
- Returned four interceptions for touchdowns during his first three seasons with the Cardinals to tie for the second most in the NFL from 2008-10.
- Named an All-Rookie selection by the *Sporting News* and PFWA after starting 11-of-16 regular-season games and all four playoff contests for Arizona in 2008.
- Recognized as a two-time All-American and a three-time All-Ohio Valley Conference first team selection during his collegiate career at Tennessee State University, where he appeared in 44 games (39 starts) and totaled 11 interceptions (four returned for TDs).
- Joined the Broncos as an unrestricted free agent on March 14, 2013.
- Selected by Arizona in the first round (16th overall) of the 2008 NFL Draft.

45's TROPHY CASE

Pro Bowl Selections (1) 2009

CAREER TRANSACTIONS: Signed by Arizona as a draft choice 7/25/08; Traded to Philadelphia 7/28/11; Signed by Denver as an unrestricted free agent 3/14/13.



2013: Rodgers-Cromartie played 15 games (13 starts) and tied for the team lead with three interceptions in his first season with the Broncos in 2013... Led the team with 15 pass breakups... Recorded his first Broncos interception, picking off Eli Manning's pass in the end zone at the end of the first half at NYG (9/15)... Broke up a pair of passes against his former team in Denver's Week 4 win vs. Phi. (9/29)... Recorded a tackle for a loss in addition to two pass breakups vs. Jac. (10/13)... Made a tackle for loss and broke up a pass at Ind. (10/20)... Intercepted a pass from Kirk Cousins and returned it 75 yards for a touchdown vs. Was. (10/27)... Broke up a pair of passes vs. K.C. (11/17)... Started all three postseason contests, finishing with eight tackles and four pass breakups... Led the team with four pass breakups in the Divisional Round vs. S.D. (1/12).

2012: Rodgers-Cromartie started all 16 games for the third time in his career, totaling 48 tackles (37 solo) as well as leading the Eagles in interceptions (3) and passes defended (20)... Posted his third career multi-interception game in Philadelphia's season opener at Cle. (9/9), while adding a personal-best seven passes defended... Made a crucial fourth-quarter interception off Giants quarterback Eli Manning the end zone vs. NYG (9/30) to help preserve the win.

2011: Rodgers-Cromartie played 13 games (3 starts) in his first season with the Eagles and recorded 34 tackles (27 solo), one sack (7 yds.), and nine passes defended to go along with one special-teams stop... Registered his first career sack vs. Ari. (11/13)... Tipped a deep pass that led to an interception in Philadelphia's season finale

RODGERS-CROMARTIE HAS A KNACK FOR THE BALL

MOST PASSES DEFENDED, NFL, 2008-12 (PRESS BOX TOTALS)

Player	Team(s)	No.
1. Tramon Williams	Green Bay	87
2. Dominique Rodgers-Cromartie	Arizona/Philadelphia	83
Brandon Flowers	Kansas City	83
4. Darrelle Revis	N.Y. Jets	81
Asante Samuel	Philadelphia/Atlanta	81

RODGERS CROMARTIE'S INTs BY QUARTERBACK

**denotes win (Rodgers-Cromartie's teams are 21-1, including postseason, in games in which he records an interception.)*

QB	INTs	Dates
Eli Manning	3	1 at NYG, 10/25/09*, 1 vs. NYG, 9/30/12*
Matt Hasselbeck	2	2 at Sea., 11/23/08*
Matt Schaub	2	1 at Hou., 12/22/13*, 1 vs. Hou., 10/11/09*
Brandon Weeden	2	2 at Cle., 9/9/12*
Drew Brees	1	1 vs. N.O., 10/10/10*
Marc Bulger	1	1 vs. Stl., 12/7/08*
Kirk Cousins	1	1 vs. Was., 10/27/13*
Daunte Culpepper	1	1 at Det., 12/20/09*
Jake Delhomme	1	1 at Car., 1/10/09* (NFC Divisional)
David Garrard	1	1 at Jac., 9/20/09*
Jon Kitna	1	1 vs. Dal., 12/25/10*
Keith Null	1	1 vs. Stl., 12/27/09*
Seneca Wallace	1	1 vs. Sea., 12/28/08*
Aaron Rodgers	1	1 vs. G.B., 1/10/10* (NFC Wild Card)
Matt Ryan	1	1 vs. Atl., 1/3/09* (NFC Wild Card)
Drew Stanton	1	1 at Det., 12/20/09*
Charlie Whitehurst	1	1 at Sea., 11/14/10

vs. Was. (1/1).

2010: Rodgers-Cromartie opened all 16 games for the second consecutive season and registered 32 tackles (29 solo), three interceptions (86 yds.) and 19 passes defended for Arizona... Returned two of his interceptions for touchdowns to tie for the NFL lead in that category... Cemented the Cardinals' win vs. N.O. (10/10) by intercepting quarterback Drew Brees on the final play of the game and returning it 28 yards for a score.

2009: Rodgers-Cromartie started all 16 games and earned his first career Pro Bowl selection after totaling career bests in tackles (51), interceptions (6), passes defended (39) and forced fumbles (9)... Added a blocked field goal on special teams... Opened both postseason contests and contributed five solo tackles, one interception (-6 yds.) and two passes defended... Earned NFC Defensive Player of the Week honors after intercepting a Matt Schaub pass in the fourth quarter and returning it for a 49-yard game-winning touchdown vs. Hou. (10/11)... Made

an interception on the first defensive play from scrimmage in Arizona's NFC Wild Card Game vs. G.B. (1/10) to represent his third career postseason interception and tie Aeneas Williams for the franchise record in that category.

2008: Selected by Arizona in the first round (16th overall) of the 2008 NFL Draft, Rodgers-Cromartie played all 16 regular-season games (11 starts) and opened all four playoff games for the Cardinals to earn All-Rookie honors from the *Sporting News* and PFWA... Totaled 43 tackles (38 solo), four interceptions (157 yds.), 27 passes defended and a blocked field goal in the regular season in addition to 21 defensive stops (19 solo), two interceptions (19 yds.) and nine passes defended in the postseason... Started his first career game at NYJ (9/28) and recovered a Cardinals onside kick in the third quarter that led to a touchdown... Recorded the first two interceptions of his career at Sea. (11/16)... Returned an interception 99 yards for a touchdown vs. Stl. (12/7) to tie for the longest such return in Cardinals history... Made his first career postseason start in Arizona's NFC Wild Card Game vs. Atl. (1/3) and led the team with 12 tackles (10 solo) and an interception (0 yds.)... Totaled five solo tackles and two passes defended in Super Bowl XLIII vs. Pit. (2/1).

COLLEGE: Rodgers-Cromartie was a two-time All-American and a three-time All-Ohio Valley Conference selection during his four seasons at Tennessee State University... Appeared in 44 career games (39 starts) and posted 11 interceptions (4 TDs)... Returned a fumble and a kickoff for touchdowns in addition to blocking eight kicks during his collegiate career... Totaled 859 yards on 36 kickoff returns (23.9 avg.).

PERSONAL: Rodgers-Cromartie attended Lakewood Ranch High School in Bradenton, Fla., where he was an all-area, All-Class 5A and All-District 11 defensive back and wide receiver... Won the Top Male Athlete Award at the 2007 OVC Indoor Track Championship after winning the 60-meter dash (6.89), long jump (25' 0.75") and high jump (6' 9.5")... Majored in psychology at Tennessee State... His father, Stanley Cromartie, is a former assistant basketball coach at Bethune Cookman... Founded the DRC Foundation in 2008 to provide underprivileged children the resources and skills necessary to help them excel in education, develop strong life skills, practice positive athleticism and have good citizenship in order to pursue their dreams and become productive adults... Dominique Reshard Rodgers-Cromartie was born on April 7, 1986, in Bradenton, Fla.

RODGERS CROMARTIE'S REGULAR SEASON RECORD

Year	Club	G	S	UT	A	TT	S-Yds.	I-Yds.	PD	FF	FR	TD-Int.	TD-FR	S	Pts.
2008	Arizona	16	11	38	5	43	0-0	4-157	27	0	0	1	0	0	6
2009	Arizona	16	16	49	2	51	0-0	6-77	39	3	0	1	0	0	6
2010	Arizona	16	16	29	3	32	0-0	3-86	19	0	0	2	0	0	12
2011	Philadelphia	13	3	27	7	34	1-7	0-0	9	0	0	0	0	0	0
2012	Philadelphia	16	16	37	11	48	0-0	3-14	20	0	0	0	0	0	0
2013	Denver	15	13	25	6	31	0-0	3-75	15	0	0	1	0	0	6
CAREER TOTALS		92	75	205	34	239	1-7	19-409	129	3	0	5	0	0	30

ADDITIONAL STATISTICS: Special teams tackles — 2008 (5), 2011 (1), TOTAL (6). Field goal blocks — 2008 (1), 2009 (1), TOTAL (2).

RODGERS CROMARTIE'S POSTSEASON RECORD

Year	Club	G	S	UT	A	TT	S-Yds.	I-Yds.	PD	FF	FR	TD-Int.	TD-FR	S	Pts.
2008	Arizona	4	4	19	2	21	0-0	2-19	9	0	0	0	0	0	0
2009	Arizona	2	2	5	0	5	0-0	1-6	2	0	0	0	0	0	0
2013	Denver	3	3	8	0	8	0-0	0-0	4	0	0	0	0	0	0
CAREER TOTALS		9	9	32	2	34	0-0	3-13	15	0	0	0	0	0	0

RODGERS CROMARTIE'S SINGLE-GAME HIGHS

(Postseason in parentheses)

Tackles — 7 vs. Carolina, 11/26/12 (12 vs. Atlanta, 1/3/09). **Interceptions** — 2, three times, last at Cleveland, 9/9/12 (1, three times, last vs. Green Bay, 1/10/10). **Interception return yards** — 99 vs. St. Louis, 12/7/08 (19 at Carolina, 1/10/09). **Passes Defended** — 7 at Cleveland, 9/9/12 (4 at Carolina, 1/10/09). **Sacks** — 1 vs. Arizona, 11/13/11 (none). **Sack yards** — 7 vs. Arizona, 11/13/11 (none).

RODGERS-CROMARTIE'S MULTIPLE-INTERCEPTION GAMES (3)

**denotes win (Rodgers-Cromartie's teams are 3-0 when he records more than one interception in a game.)*

Date	Opponent	I-Yds.
11/23/08	at Seattle*	2-6
12/20/09	at Detroit*	2-21
9/9/12	at Cleveland*	2-0

DOMINIQUE RODGERS-CROMARTIE'S GAME-BY-GAME

(Victories asterisked)

2013 DENVER		TACKLES								
Date	Opponent	P/S	UT	A	TT	S-Yds.	I-Yds	PD	FF	FR
Sep 5	vs. Baltimore*	S	0	0	0	0-0	0-0	0	0	0
Sep 15	at N.Y. Giants*	S	3	2	5	0-0	1-0	2	0	0
Sep 23	vs. Oakland*	S	3	1	4	0-0	0-0	1	0	0
Sep 29	vs. Philadelphia*	S	2	0	2	0-0	0-0	2	0	0
Oct 6	at Dallas*	S	1	0	1	0-0	0-0	0	0	0
Oct 13	vs. Jacksonville*	S	2	2	4	0-0	0-0	2	0	0
Oct 20	at Indianapolis	S	4	0	4	0-0	0-0	1	0	0
Oct 27	vs. Washington*	S	4	1	5	0-0	1-75t	3	0	0
Nov 10	at San Diego*	P	4	0	4	0-0	0-0	0	0	0
Nov 17	vs. Kansas City*	S	0	0	0	0-0	0-0	2	0	0
Nov 24	at New England	S	0	0	0	0-0	0-0	1	0	0
Dec 1	at Kansas City*	INACTIVE								
Dec 8	vs. Tennessee*	P	1	0	1	0-0	0-0	0	0	0
Dec 12	vs. San Diego*	S	0	0	0	0-0	0-0	0	0	0
Dec 22	at Houston*	S	1	0	1	0-0	1-0	1	0	0
Dec 29	at Oakland*	S	0	0	0	0-0	0-0	0	0	0
Regular Season Totals		15/13	25	6	31	0-0	3-75	15	0	0
ADDITIONAL STATISTICS: <i>Interceptions returned for a touchdown — 1, 75 yards, vs. Washington, 10/27.</i>										
Jan 12	vs. San Diego†	S	4	0	4	0-0	0-0	3	0	0
Jan 19	vs. New England#*	S	3	0	3	0-0	0-0	1	0	0
Feb 2	vs. Seattle§	S	1	0	1	0-0	0-0	1	0	0
Postseason Totals		3/3	8	0	8	0-0	0-0	4	0	0

†AFC Divisional Playoff Game; #AFC Championship Game; §Super Bowl XLVIII



JACOB TAMME

84

TIGHT END

6-3 • 230 • 6TH YR. • KENTUCKY

BORN: March 15, 1985, in Danville, Ky.

HIGH SCHOOL: Boyle County High School, Danville, Ky.

ACQUIRED: Unrestricted Free Agent (Indianapolis), 2012

NFL YEAR: 6th • **YEAR WITH BRONCOS:** 2nd

NFL GAMES PLAYED/STARTED: 92/23 • **POSTSEASON GP/GS:** 9/1



7TAMME AT A GLANCE:

- A sixth-year tight end who has totaled 164 receptions for 1,594 yards (9.7 avg.) with eight touchdowns in 92 career games (23 starts) with Indianapolis (2008-11) and Denver (2012-13).
- Ranked third on the Broncos in both catches (52) and receiving yards (555) in his first year with the club in 2012.
- Recorded a career-high 67 catches for 631 yards (9.4 avg.) and four scores for the Colts in 2010—all in the last 10 games after starting tight end Dallas Clark was placed on injured reserve—with his reception total leading the NFL during that stretch.
- Owns 29 career special-teams tackles, including a career-best 13 stops in 2009 that ranked fourth on the Colts.
- Opened 37-of-48 games played at the University of Kentucky and finished his career ranked first in school history with 133 receptions for 1,417 yards (10.7 avg.) and 11 touchdowns.
- Named a first-team All-Southeastern Conference selection following his final two seasons for the Wildcats to become the first tight end in school history to earn the honor twice in his career.
- Joined the Broncos as an unrestricted free agent (Indianapolis) on March 29, 2012.
- Selected by the Colts in the fourth round (127th overall) of the 2008 NFL Draft.

CAREER TRANSACTIONS: Signed by Indianapolis as a draft choice 7/23/08; Signed by Denver as an unrestricted free agent 3/29/12.



2013: Tamme played all 16 games (1 start) for the Broncos in 2013... Led the team with 10 special-teams tackles... Set a career high with three special-teams stop at Dal. (10/6)... Caught a team-high five passes, including one touchdown at N.E. (11/24)... Played all three postseason games, catching four passes for 33 yards and one touchdown... Opened the scoring with his first career postseason touchdown on a 1-yard catch in the second quarter of the AFC Championship Game vs. N.E. (1/19).

2012: Tamme played all 16 regular-season games (eight starts) in his first year with the Broncos and ranked third on the club in catches (52) and receiving yards (555) to go along with two touchdowns... Caught a 1-yard touchdown pass in his Broncos debut vs. Pit. (9/9) to give Denver a fourth-quarter lead... Caught a game-high nine passes for a season-best 89 yards vs. T.B. (12/2)... Posted a career-long 36-yard catch in the second quarter vs. Cle. (12/23)... Totaled three receptions for 44 yards in Denver's AFC Divisional Playoff Game vs. Bal. (1/12).

2011: Tamme played all 16 games (5 starts) for the third consecutive season and totaled 19 receptions for 177 yards (9.3 avg.) with one touchdown in addition to tying for the team lead with eight special-teams tackles.

2010: Tamme saw action in all 16 regular-season games, including a career-high eight starts, and tied for second on the Colts with 67 receptions for 631 yards (9.4 avg.) with four touchdowns—all coming in the last 10 games of the year after starting tight end Dallas Clark was placed on injured reserve... Added five special-teams tackles during the regular season... Grabbed a career-best 11 passes for 108 yards (9.8 avg.) with one touchdown at Phi. (11/7)... Totaled seven or more receptions in 7-of-10 games to end the season... Opened Indianapolis' AFC Wild Card Game vs. N.Y. Jets (1/8) and totaled five receptions for 46 yards (9.2 avg.).

2009: Tamme played all 16 games (1 start) for the first time in his career and ranked fourth on the club with 13 special-teams tackles in addition to collecting three receptions for 35 yards (11.7 avg.) on offense... Played in all three postseason games for the Colts, including Super Bowl XLIV vs. N.O. (2/7), and contributed three stops on special teams.

2008: Selected by Indianapolis in the fourth round (127th overall) of the 2008 NFL Draft, Tamme played 12 games (0 starts) as a rookie and recorded three catches for 12 yards (4.0 avg.) to go along with two special-teams tackles... Played in the Colts' AFC Wild Card Game at S.D. (1/8).

COLLEGE: Tamme started 37-of-48 career games at the University of Kentucky and totaled 1,417 yards and 11 touchdowns on his 133 receptions that ranked first in school history and second all-time in Southeastern

Conference annals among tight ends... Earned first-team All-SEC honors following his final two seasons and received a National Scholar-Athlete Award from the National Football Foundation and College Hall of Fame as a senior... Recognized as a finalist for the Draddy Award (Academic Heisman) and was selected to the National Good Works team and SEC Community Service Team.

PERSONAL: Tamme played wide receiver and defensive back at Boyle County High School in Danville, Ky., where he totaled 97 receptions for 1,866 yards (19.2 avg.) with 32 touchdowns and 23 interceptions for his prep career... Helped Boyle County win four consecutive state titles (named championship game MVP his final two years) and compile a 58-2 record during his four seasons... Jacob Tamme was born on March 15, 1985, in Danville, Ky.

TAMME'S REGULAR SEASON RECORD

Year	Club	G	S	No.	RECEIVING				TD	TDr	SCORING		2pt	Pts.
					Yds.	Avg.	LG	TD			TDp	TDrt		
2008	Indianapolis	12	0	3	12	4.0	6	0	0	0	0	0	0	0
2009	Indianapolis	16	1	3	35	11.7	21	0	0	0	0	0	0	0
2010	Indianapolis	16	8	67	631	9.4	30	4	4	0	4	0	0	24
2011	Indianapolis	16	5	19	177	9.3	29	1	1	0	1	0	0	6
2012	Denver	16	8	52	555	10.7	36	2	2	0	2	0	0	12
2013	Denver	16	1	20	184	9.2	15	1	1	0	1	0	0	6
CAREER TOTALS		92	23	164	1,594	9.7	36	8	8	0	8	0	0	48

ADDITIONAL STATISTICS: Special teams tackles — 2008 (2), 2009 (13), 2010 (5), 2011 (8), 2012 (1), 2013 (10) TOTAL (39). Miscellaneous tackles — 2012 (2), TOTAL (2). Defensive tackles — 2013 (1), TOTAL (1).

TAMME'S POSTSEASON RECORD

Year	Club	G	S	No.	RECEIVING				TD	TDr	SCORING		2pt	Pts.
					Yds.	Avg.	LG	TD			TDp	TDrt		
2008	Indianapolis	1	0	0	0	0.0	—	0	0	0	0	0	0	0
2009	Indianapolis	3	0	0	0	0.0	—	0	0	0	0	0	0	0
2010	Indianapolis	1	1	5	46	9.2	15	0	0	0	0	0	0	0
2012	Denver	1	0	3	44	14.7	21	0	0	0	0	0	0	0
2013	Denver	3	0	4	33	8.3	23	1	1	0	1	0	0	6
CAREER TOTALS		9	1	12	123	10.3	23	1	1	0	1	0	0	6
BRONCOS TOTALS		4	0	7	77	11.0	23	1	1	0	1	0	0	6

ADDITIONAL STATISTICS: Special teams tackles — 2009 (3) TOTAL (3).

TAMME'S SINGLE-GAME HIGHS

(Postseason in parentheses)

Receptions — 11 at Philadelphia, 11/7/10 (5 vs. N.Y. Jets, 1/8/11). **Receiving yards** — 108 at Philadelphia, 11/7/10 (46 vs. N.Y. Jets, 1/8/11). **Longest reception** — 36 vs. Cleveland, 12/23/12 (23 vs. New England, 1/19/14). **Receiving touchdowns** — 1, eight times, last at New England, 11/24/13 (1 vs. New England, 1/19/14). **Special teams tackles** — 3 at Dallas, 10/6/13 (none).

JACOB TAMME'S GAME-BY-GAME

(Victories asterisked)

2013 DENVER			RECEIVING						SCORING	
Date	Opponent	P/S	No.	Yds.	Avg.	LG	TD		2pt.	Pts.
Sep 5	vs. Baltimore*	P	0	0	0.0	—	0		0	0
Sep 15	at N.Y. Giants*	P	0	0	0.0	—	0		0	0
Sep 23	vs. Oakland*	P	1	5	5.0	5	0		0	0
Sep 29	vs. Philadelphia*	P	0	0	0.0	—	0		0	0
Oct 6	at Dallas*	P	0	0	0.0	—	0		0	0
Oct 13	vs. Jacksonville*	P	0	0	0.0	—	0		0	0
Oct 20	at Indianapolis	P	1	7	7.0	7	0		0	0
Oct 27	vs. Washington*	P	1	15	15.0	15	0		0	0
Nov 10	at San Diego*	P	0	0	0.0	—	0		0	0
Nov 17	vs. Kansas City*	P	0	0	0.0	—	0		0	0
Nov 24	at New England	P	5	47	9.4	12	1		0	6
Dec 1	at Kansas City	P	1	3	3.0	3	0		0	0
Dec 8	vs. Tennessee*	P	4	47	11.8	15	0		0	0
Dec 12	vs. San Diego	P	1	9	9.0	9	0		0	0
Dec 22	at Houston*	S	3	22	7.3	10	0		0	0
Dec 29	at Oakland*	P	3	29	9.7	11	0		0	0

Regular Season Totals **16/1** **20** **184** **9.2** **15** **1** **0** **6**

ADDITIONAL STATISTICS: Special teams tackles — 10. Defensive tackles — 1.

Jan 12	vs. San Diego†*	P	0	0	0.0	—	0		0	0
Jan 19	vs. New England#*	P	2	24	12.0	23	1		0	6
Feb 2	vs. Seattle\$	P	2	9	4.5	11	1		0	0

Postseason Totals **3/0** **4** **33** **8.3** **23** **1** **0** **6**

†AFC Divisional Playoff Game; #AFC Championship Game; \$Super Bowl XLVIII



DEMARIYUS THOMAS

88

WIDE RECEIVER

6-3 • 229 • 4TH YR. • GEORGIA TECH

BORN: Dec. 25, 1987, in Montrose, Ga.

HIGH SCHOOL: West Laurens High School, Montrose, Ga.

ACQUIRED: Draft #1a (22nd overall), 2010

NFL YEAR: 4th • YEAR WITH BRONCOS: 4th

NFL GAMES PLAYED/STARTED: 53/39 • POSTSEASON GP/GS: 6/6



THOMAS AT A GLANCE:

- A fourth-year wide receiver who owns the third-most receiving yards (2,268) in Broncos history through a player's first three seasons.
- Ranked second in the NFL with 14 receiving touchdowns and fourth with 1,430 yards, earning his second-straight Pro Bowl selection in 2013.
- Combined with teammate Eric Decker to represent the most prolific receiving tandem (2,718 yds.) in the league in 2013.
- Selected to his first Pro Bowl following the 2012 season in which he caught 94 passes for 1,434 yards (15.3 avg.) with 10 touchdowns, ranking fourth in the league in receiving yards and posting the second-most 25+yard receptions (18) in the NFL.
- Tied for the second-most 100-yard receiving games (7) in team history while posting the third-most receiving yards (1,434) in a single season in club annals during the 2012 season.
- Combined with teammate Eric Decker in 2012 to represent the third-most prolific receiving tandem (2,498 yds.) in the league and become the first Broncos 1,000-yard receiving duo since 2004.
- Led the Broncos in receiving yards in each of his final seven contests, including the postseason, in 2011 to set a franchise record.
- Fueled Denver's 29-23 win against Pittsburgh in the AFC Wild Card round (1/8/12) with his four-catch, 204-yard performance that included an 80-yard game-winning touchdown reception on the first play of overtime.
- Saw action in 10 games (2 starts) as a rookie in 2010 and finished sixth on the club with 22 receptions for 283 yards (12.9 avg.) with two touchdowns.
- Totaled eight receptions for 97 yards (12.1 avg.) with one touchdown in his NFL debut vs. Seattle (9/19/10) to mark the second-most catches by a Broncos rookie in his pro debut and become just the ninth player (since 1970) to record at least eight catches in their first NFL game.
- Finished his career at Georgia Tech ranked fourth in school history in receiving yards (2,339), fourth in touchdown catches (15) and seventh in receptions (120).
- Averaged nearly 20 yards per reception during his collegiate career, posting the fifth-best receiving average (19.5) for a career in Atlantic Coast Conference history.
- Selected by the Broncos in the first round (22nd overall) of the 2010 NFL Draft.

88's TROPHY CASE

Pro Bowl (2) 2012-13
All-Pro (2nd team) (1) 2013

CAREER TRANSACTIONS: Signed by Denver as a draft choice 8/1/10.



2013: Thomas started all 16 regular-season games for the second-straight season, and earned his second straight Pro Bowl selection after ranking fourth in the NFL with 1,430 receiving yards and second with 14 receiving touchdowns, setting a career high in that category... Named to the second-team Associated Press All-Pro Team... Caught five passes for 161 yards to represent the second-highest yardage total of his career for a regular-season game and matched a career-best with two touchdowns vs. Bal. (9/5)... Set a career high with

THOMAS TURNS A CORNER IN 2012

MOST RECEIVING YARDS, NFL, 2012

Player	Rec.	Yds.	Avg.	TD
1. Calvin Johnson, Det.	122	1,964	16.1	5
2. Andre Johnson, Hou.	112	1,598	14.3	4
3. Brandon Marshall, Chi.	118	1,508	12.8	11
4. Demaryius Thomas, Den.	94	1,434	15.3	10
5. Vincent Jackson, T.B.	72	1,384	19.2	8

MOST REC. YARDS, SINGLE SEASON, BRONCOS HIST.

Player	Year	Rec.	Yds.	Avg.	TD
1. Rod Smith	2000	100	1,602	16.0	8
2. Brandon Lloyd	2010	77	1,448	18.8	11
3. Demaryius Thomas	2012	94	1,434	15.3	10
4. Rod Smith	2001	113	1,343	11.9	11
5. Brandon Marshall	2007	102	1,325	13.0	7

THOMAS AMONG FRANCHISE'S BEST IN FIRST THREE SEASONS

MOST RECEIVING YARDS THROUGH FIRST THREE SEASONS, BRONCOS HISTORY

Player	Years	GP	Rec.	Yds.	Avg.	TDs
1. Brandon Marshall	2006-08	46	226	2,899	12.8	15
2. Lionel Taylor	1960-61	26	192	2,411	12.6	16
3. Demaryius Thomas	2010-12	37	148	2,268	15.3	16
4. Ashley Lelie	2002-04	48	126	2,237	17.8	11
5. Mark Jackson	1986-88	40	110	2,026	18.4	9

10 receptions, finishing with 94 yards vs. Oak. (9/23)... Tied his career high with two touchdown catches and finished one reception short of a career mark with nine catches for 86 yards vs. Phi. (9/29)... Caught a 31-yard touchdown and finished with four receptions for 82 yards at Ind. (10/20)... Caught a 35-yard touchdown that gave Denver a 38-21 lead in the fourth quarter vs. Was. (10/28)... Tied a franchise record with three touchdown catches at S.D. (11/10)... Posted a game-high 121 receiving yards on five catches, including a 70-yard reception that set up the Broncos' first touchdown vs. K.C. (11/17)... Caught an 11-yard touchdown pass late in the fourth quarter to the the game at 31 at N.E. (11/24)... Surpassed the 1,000-yard mark for the second straight season after catching three passes for 106 yards, including a game-long 77-yard reception at K.C. (12/1)... Set a career high with his 11th touchdown catch of the season, finishing with seven catches for 88 yards vs. Ten. (12/8)... Caught six passes for 113 yards with a pair of touchdowns at Oak. (12/29)... Started all three playoff games and led the team with 28 catches for 306 yards with three touchdowns... Caught a game-high eight passes and opened the scoring with a 2-yard touchdown catch in the first quarter of the Divisional Round vs. S.D. (1/12)... Caught seven passes for a game-high 134 yards and one touchdown in the AFC Championship Game vs. N.E. (1/19)... Set a Super Bowl record with 13 receptions, finishing with 118 yards and one touchdown in Super Bowl XLVIII vs. Sea. (2/2).

2012: Thomas started all 16 regular-season games for the first time in his career and earned his first Pro Bowl selection after finishing as the team's leading receiver with 94 catches for 1,434 yards (15.3 avg.) and 10 touchdowns... Ranked in the league's top 10 in receiving yards (4th), receptions (8th), receiving average (2nd), touchdowns (7th) and 25+yard catches (2nd)... Topped the 100-yard mark in seven games to tie for second-most in franchise single-season history in that category and his 1,434 receiving yards were third-most in team history... Caught quarterback Peyton Manning's 400th career touchdown pass when he took a screen pass 71 yards to the end zone in the third quarter vs. Pit. (9/9)... Set a regular-season career high with 180 receiving yards on nine catches at N.E. (10/7) to marked the sixth-highest regular-season total in franchise history... Tied a career high with nine receptions and finished with a game-high 135 yards at Car. (11/11)... Surpassed the 1,000-yard mark for the first time in his career, finishing with a game-high 82 receiving yards with one touchdown at K.C. (11/25)... Registered his second career multiple-touchdown game with a pair of scoring catches vs. T.B. (12/2)... Tied a career high with nine catches and topped the 100-yard mark for the sixth game of the season vs. Cle. (12/23)... Made a 17-yard touchdown catch in Denver's AFC Divisional Playoff Game vs. Bal. (1/12).

2011: Thomas played 11 regular-season games (5 starts) and ranked second on the team with 32 receptions for 551 yards (17.2 avg.) with four touchdowns... Inactive for the first five games of the year while recovering from an offseason Achilles injury and a broken thumb suffered in training camp... Started both postseason contests and totaled 10 catches for 297 yards (29.7 avg.) with one score... Set a franchise record by leading the Broncos in receiving in the season's final seven games... Posted 25 receptions for 448 yards (17.9 avg.) with three touchdowns in Denver's final five regular-season games... Fueled Denver's 29-23 win vs. Pit. (1/8) in the AFC Wild Card Game when he caught an 80-yard touchdown reception on the first play of overtime (longest overtime scoring play in NFL postseason history)... Totaled four receptions for 204 yards against the Steelers to mark the most receiving yards by a Bronco in playoff history and the second-highest receiving average (51.0) in a single game in NFL annals.

2010: Selected by Denver in the first round (22nd overall) of the 2010 NFL Draft, Thomas played 10 games (2 starts) and totaled 22 receptions for 283 yards (12.9 avg.) with two touchdowns to go along with 16 kickoff returns for 398 yards (24.9 avg.)... Recorded eight receptions for 97 yards (12.1 avg.) with one touchdown vs. Sea. (9/19) in his NFL debut to mark the second-most catches by a Broncos rookie in his pro debut and become just the ninth player in league history (since 1970) to record at least eight catches in his first NFL game... Caught a 17-yard touchdown vs. NYJ (10/17) over All-Pro cornerback Darrelle Revis in the third quarter... Missed Denver's season opener at Jac. (9/12) with a foot injury that sidelined him the entire preseason... Inactive in Games 11-15 due to an ankle injury.

COLLEGE: Thomas played 39 games (36 starts) at Georgia Tech, where finished his career ranked fourth in school history in receiving yards (2,339), fourth in touchdown catches (15) and seventh in receptions (120)... Averaged nearly 20 yards per reception during his career, posting the fifth-best receiving average (19.5) in Atlantic Coast Conference history... Earned third-team All-America honors from the Associated Press and first-team All-ACC accolades as a senior in 2009 after ranking second in the nation with a school-record 25.1-yard average on 46 catches for 1,154 yards, which ranked second all-time in Georgia Tech annals.

PERSONAL: Thomas attended West Laurens High School in Montrose, Ga., where he was a first-team Class AA all-state selection by the *Atlanta Journal Constitution* and a two-time all-region and All-Heart of Georgia choice... Caught 56 passes for 756 yards (13.5 avg.) with seven touchdowns as a senior... Played on the school's state championship basketball team... First name is pronounced duh-MARE-ee-us... Demaryius Thomas was born on Dec. 25, 1987, in Montrose, Ga.

THOMAS MAKES POSTSEASON HISTORY

MOST RECEIVING YARDS, SINGLE GAME, BRONCOS POSTSEASON HISTORY

	Player	Opponent	Rec.	Yds.	Avg.	TDs
1.	Demaryius Thomas	vs. Pit. (1/8/12)	4	204	51.0	1
2.	Steve Watson	vs. Pit. (12/30/84)	11	177	16.1	1
3.	Haven Moses	vs. Oak. (1/1/78)	5	168	33.6	2
4.	Shannon Sharpe	at LAA (1/9/94)	13	156	12.0	1
5.	Rod Smith	vs. Atl. (1/31/99)	5	152	30.4	1

THOMAS' REGULAR SEASON RECORD

Year	Club	RECEIVING							KICKOFF RETURNS					SCORING				
		G	S	No.	Yds.	Avg.	LG	TD	No.	Yds.	Avg.	LG	TD	TD	TDr	TDp	TDrt	2pt Pts.
2010	Denver	10	2	22	283	12.9	31	2	16	398	24.9	65	0	2	0	2	0	0 12
2011	Denver	11	5	32	551	17.2	47	4	0	0	0.0	—	0	4	0	4	0	0 24
2012	Denver	16	16	94	1,434	15.3	71t	10	0	0	0.0	—	0	10	0	10	0	0 60
2013	Denver	16	16	92	1,340	15.5	78t	14	0	0	0.0	—	0	14	0	14	0	0 36
CAREER TOTALS		53	39	240	3,698	15.4	78t	30	16	398	24.9	65	0	30	0	30	0	0 180

ADDITIONAL STATISTICS: Rushing — 2010 (2-1, 0.5 avg., 1 LG), 2011 (1 for 5), TOTAL (3-6, 2.0 avg., 5 LG). Special teams tackles — 2010 (3), TOTAL (3). Miscellaneous tackles — 2010 (2), 2013 (2), TOTAL (4). Fumbles — 2010 (1 FR), TOTAL (1 FR).

THOMAS' POSTSEASON RECORD

Year	Club	RECEIVING							KICKOFF RETURNS					SCORING				
		G	S	No.	Yds.	Avg.	LG	TD	No.	Yds.	Avg.	LG	TD	TD	TDr	TDp	TDrt	2pt Pts.
2011	Denver	2	2	10	297	29.7	80t	1	0	0	0.0	—	0	1	0	1	0	0 6
2012	Denver	1	1	3	37	12.3	17t	1	0	0	0.0	—	0	1	0	1	0	0 6
2013	Denver	3	3	28	306	10.9	30	3	0	0	0.0	—	0	1	0	1	0	0 6
CAREER TOTALS		6	6	41	640	15.6	80t	5	0	0	0.0	—	0	3	0	3	0	0 18

THOMAS' SINGLE-GAME HIGHS

(Postseason in parentheses)

Receptions — 10 vs. Oakland, 9/23/13 (13* vs. Seattle, 2/2/14). **Receiving yards** — 180 at New England, 10/7/12 (204 vs. Pittsburgh, 1/8/12). **Longest reception** — 71t vs. Pittsburgh, 9/9/12 (80t vs. Pittsburgh, 1/8/12). **Receiving touchdowns** — 3 at San Diego, 11/10/13 (1, five times, last vs. Seattle, 2/2/14). **Rushes** — 1, three times, last vs. Chicago, 12/11/11 (none). **Rushing yards** — 5 vs. Chicago, 12/11/11 (none). **Longest rush** — 5 vs. Chicago, 12/11/11 (none). **Rushing touchdowns** — None (none). **Kick returns** — 5 at San Francisco (London), 10/31/10 (none). **Kick return yards** — 144 at Tennessee, 10/3/10 (none). **Longest kick return** — 65 at Tennessee, 10/3/10 (none).
 *Super Bowl Record

THOMAS' 100-YARD RECEIVING GAMES (18: INCLUDES 3 POSTSEASON)

*denotes win (Thomas' teams are 15-3, including postseason, when he records 100 or more yards receiving in a game.)

Date	Opponent	No.	Yds.	Avg.	LG	TD	
12/4/11	at Minnesota*	4	144	36.0	42	2	
12/18/11	vs. New England	7	116	16.6	39	0	
1/8/12	vs. Pittsburgh*	4	204	51.0	80t	1	AFC Wild Card Game
9/9/12	vs. Pittsburgh*	5	110	22.0	71t	1	
9/30/12	vs. Oakland*	5	103	20.6	40	0	
10/7/12	at New England	9	180	20.0	38	0	
10/28/12	vs. New Orleans*	7	137	19.6	41	1	
11/11/12	at Carolina*	9	135	15.0	46	0	
12/23/12	vs. Cleveland*	9	102	11.3	23	1	
12/30/12	vs. Kansas City*	7	122	17.4	36	1	
9/5/13	vs. Baltimore*	5	161	32.2	78t	2	
11/10/13	at San Diego*	7	108	15.4	34t	3	
11/17/13	vs. Kansas City*	5	121	24.2	70	0	
12/1/13	at Kansas City*	3	106	35.3	77	0	
12/22/13	at Houston*	8	123	15.4	36t	1	
12/29/13	at Oakland*	6	113	18.8	63t	2	
1/19/14	vs. New England*	7	134	19.1	30	1	AFC Championship Game
2/2/14	vs. Seattle	13	118	9.1	23	1	Super Bowl XLVIII

THOMAS IMPRESSIVE IN NFL DEBUT

MOST RECEPTIONS BY A BRONCOS ROOKIE IN HIS NFL/AFL DEBUT


	Player	Opponent	Rec.	Yds.	Avg.	TDs
1.	Eddie Royal	at Oak., 9/8/08	9	146	16.2	1
2.	Damaryius Thomas	vs. Sea., 9/19/10	8	97	12.1	1
3.	Billy Van Heusen	at K.C., 9/22/68	5	59	11.8	0
4.	Sammy Winder	vs. S.D., 9/12/82	4	37	9.3	0
	Mike Bell	at Stl., 9/10/06	4	30	7.5	0
	Mark Jackson	vs. LAA, 9/7/96	4	26	6.5	0
	Gerald Willhite	vs. S.D., 9/12/82	4	23	5.8	0

DEMARIUS THOMAS' GAME-BY-GAME

(Victories asterisked)

2013 DENVER			RECEIVING						SCORING	
Date	Opponent	P/S	No.	Yds.	Avg.	LG	TD		2pt.	Pts.
Sep 5	vs. Baltimore*	S	5	161	32.2	78t	2		0	12
Sep 15	at N.Y. Giants	S	5	52	10.4	18	0		0	0
Sep 23	vs. Oakland*	S	10	94	9.4	22	0		0	0
Sep 29	vs. Philadelphia*	S	9	86	9.6	15t	2		0	12
Oct 6	at Dallas*	S	5	57	11.4	26	0		0	0
Oct 13	vs. Jacksonville*	S	3	78	26.0	42	0		0	0
Oct 20	at Indianapolis*	S	4	82	20.5	31t	1		0	6
Oct 27	vs. Washington*	S	7	75	10.7	35t	1		0	6
Nov 10	at San Diego*	S	7	108	15.4	34t	3		0	18
Nov 17	vs. Kansas City*	S	5	121	24.2	70	0		0	0
Nov 24	at New England	S	4	41	10.3	15	1		0	6
Dec 1	at Kansas City*	S	3	106	35.3	77	0		0	0
Dec 8	vs. Tennessee*	S	7	88	12.6	38	1		0	6
Dec 12	vs. San Diego	S	4	45	11.3	21	0		0	0
Dec 22	vs. Houston*	S	8	123	15.4	36t	1		0	6
Dec 29	at Oakland*	S	6	113	18.8	63t	2		0	12
Regular Season Totals		16/16	92	1,430	15.5	78t	14		0	84
ADDITIONAL STATISTICS: Miscellaneous tackles — 2.										
Jan 12	vs. San Diego†*	S	8	54	6.8	9	1		0	6
Jan 19	vs. New England#*	S	7	134	19.1	30	1		0	6
Feb 2	vs. Seattle\$	S	13	118	9.1	23	1		0	6
Postseason Totals		3/3	28	306	10.9	30	3		0	18

†AFC Divisional Playoff Game; #AFC Championship Game; \$Super Bowl XLVIII

**JULIUS THOMAS****80****TIGHT END****6-5 • 250 • 3RD YR. • PORTLAND STATE****BORN:** June 27, 1988, in Stockton, Calif.**HIGH SCHOOL:** Tokay High School, Lodi, Calif.**ACQUIRED:** Draft #4b (129th overall), 2011**NFL YEAR:** 3rd • **YEAR WITH BRONCOS:** 3rd**NFL GAMES PLAYED/STARTED:** 23/15 • **POSTSEASON GP/GS:** 3/3**THOMAS AT A GLANCE:**

- A third-year tight end who has played 23 games (15 starts) during his first three NFL seasons with the Broncos.
- Earned his first career Pro Bowl selection after catching 12 touchdowns to rank third in the NFL among tight ends and establish a franchise tight end record during the 2013 season.
- Saw action in five games (1 start) for the Broncos as a rookie in 2011 despite being limited by an ankle injury suffered in Week 2.
- Started in Denver's 2011 season opener vs. Oakland (9/12/11) and joined three other teammates as the first rookie quartet to start a season opener since at least 1968.
- Played just one season of college football after playing basketball for Portland State University and earned first-team All-Big Sky Conference by finishing third on the Vikings with 29 receptions for 453 yards (15.6 avg.) with two touchdowns as a senior.
- Participated in the East-West Shrine Game following his senior season and caught a 5-yard touchdown to go along with a two-point conversion for the West.
- Lettered four times in basketball for the Vikings, leading them to their first two NCAA Tournament appearances in school history (2008, '09) and finishing as the program's all-time leader in games played (121), career wins (78) and field goal percentage (.663).
- Selected by the Broncos in the fourth round (129th overall) of the 2011 NFL Draft.

CAREER TRANSACTIONS: Signed by Denver as a draft choice 7/27/11.**80's TROPHY CASE****Pro Bowl Selections (1) 2013**

2013: Thomas started 14 games and earned his first career Pro Bowl selection after finishing with 12 touchdown catches, which tied for fifth in the NFL (3rd among TEs) and established a franchise record for a tight end... Totaled 788 receiving yards on 65 catches... Caught five passes for 110 yards and a pair of touchdowns to mark the most yards by a Broncos tight end since Shannon Sharpe posted a team-record 214 yards in 2002... Caught an 11-yard touchdown pass from QB Peyton Manning in the fourth quarter of Denver's Week 2 win at NYG (9/15)... Joined WR Wes Welker and Saints TE Jimmy Graham as the only players to catch touchdown passes in the first three games of the season with his 13-yard score from Manning in the second quarter vs. Oak. (9/23)... Led the team with nine catches for 122 yards, setting career highs in both categories and adding a pair of scores at Dal. (10/6)... Caught his seventh touchdown pass of the season vs. Jac. (10/13)... Caught his eighth touchdown of the season at Ind. (10/20)... Recorded the second-longest scoring catch by a tight end in team history with his 74-yard touchdown at S.D. (11/10)... Tied for the most touchdowns in a single season in team history with his 10th touchdown reception of the season in Denver's 27-17 win vs. K.C. (11/17)... Set a franchise tight end record with his 11th touchdown catch of the season vs. Ten. (12/8)... Caught six passes for 78 yards and one touchdown, which was Manning's NFL-record 51st of the season at Hou. (12/22)... Started all three postseason contests, finishing with 18 catches for 188 yards... Led the team with 76 receiving yards on six catches in his postseason debut vs. S.D. (1/12)... Led the team with eight catches, finishing with 85 yards in the AFC Championship Game vs. N.E. (1/19).

2012: Thomas saw action in Denver's first four regular-season games before being declared a gameday inactive for the remainder of the season.

2011: Selected by Denver in the fourth round (129th overall) of the 2011 NFL Draft, Thomas played five regular-season games (1 start) and posted one reception for five yards as a rookie... Joined three other teammates who became the first quartet of rookies to start a season opener for the Broncos since at least 1968... Inactive for 11 regular-season games and two playoff contests due to an ankle injury sustained in Denver's Week 2 win vs. Cin. (9/18).

COLLEGE: Thomas, who played just one season of college football, saw action in 11 games (1 start) for Portland State University in 2010 and earned first-team All-Big Sky Conference honors after finishing third on the team with 29 receptions for 453 yards (15.6 avg.) with two touchdowns... Hauled in nine passes of 20 or more yards and produced 18 first downs... Invited to play in the East-West Shrine Game, where he hauled in a 5-yard touch-

down pass and caught the ensuing two-point conversion to account for the West's only points of the game... Walked on to the football team during the spring after exhausting his eligibility in basketball.

PERSONAL: Thomas attended Tokay High School in Lodi, Calif., where he was a standout center and power forward on the basketball team... Helped lead Tokay to a 25-9 overall record and a Sac-Joaquin Section title during his senior year when he was named co-Player of the Year by *The Record* (San Joaquin)... Lettered four seasons in basketball at Portland State, setting school records for games played (121), career wins (78) and field goal percentage (.663)... Named to the Big Sky Conference All-Tournament Team in 2008 and '09, helping the Vikings capture conference titles and advance to the NCAA Tournament in both seasons... Averaged 10.8 points and 5.9 rebounds while shooting a school-record .671 from the floor as a senior... Graduated from Portland State with a degree in business administration... Julius Thomas was born on June 27, 1988, in Stockton, Calif.

THOMAS' REGULAR SEASON RECORD

		RECEIVING							SCORING					
Year	Club	G	S	No.	Yds.	Avg.	LG	TD	TD	TDr	TDp	TDrt	2pt	Pts.
2011	Denver	5	1	1	5	5.0	5	0	0	0	0	0	0	0
2012	Denver	4	0	0	0	0.0	—	0	0	0	0	0	0	0
2013	Denver	14	14	65	788	12.1	74t	12	12	0	12	0	0	72
CAREER TOTALS		23	15	66	793	12.0	74t	12	12	0	12	0	0	72

ADDITIONAL STATISTICS: *Special teams tackles* — 2011 (3), **TOTAL** (3). *Miscellaneous tackles* — 2011 (1), **TOTAL** (1).

THOMAS' POSTSEASON RECORD

		RECEIVING							SCORING					
Year	Club	G	S	No.	Yds.	Avg.	LG	TD	TD	TDr	TDp	TDrt	2pt	Pts.
2013	Denver	3	3	18	188	10.4	37	0	0	0	0	0	0	0
CAREER TOTALS		3	3	18	188	10.4	37	0	0	0	0	0	0	0

ADDITIONAL STATISTICS: *Miscellaneous tackles* — 2013 (2), **TOTAL** (2).

THOMAS' SINGLE GAME HIGHS

(Postseason in parentheses)

Receptions — 9 at Dallas, 10/6/13 (8 vs. New England, 1/19/14). **Receiving yards** — 122 at Dallas, 10/6/13 (85 vs. New England, 1/19/14). **Longest reception** — 44 vs. Baltimore, 9/5/13 (37 vs. New England, 1/19/14). **Receiving touchdowns** — 2, twice, last at Dallas, 10/6/13 (none).

JULIUS THOMAS' GAME-BY-GAME

(Victories asterisked)

2013 DENVER		RECEIVING							SCORING	
Date	Opponent	P/S	No.	Yds.	Avg.	LG	TD		2pt.	Pts.
Sep 5	vs. Baltimore*	S	5	110	22.0	44	2		0	12
Sep 15	at N.Y. Giants*	S	6	47	7.8	19	1		0	6
Sep 23	vs. Oakland*	S	3	37	12.3	14	1		0	6
Sep 29	vs. Philadelphia*	S	4	43	10.8	13	0		0	0
Oct 6	at Dallas*	S	9	122	13.6	29	2		0	12
Oct 13	vs. Jacksonville*	S	4	22	5.5	11	1		0	6
Oct 20	at Indianapolis	S	5	41	8.2	13	1		0	6
Oct 27	vs. Washington*	S	3	29	9.7	19	0		0	0
Nov 10	at San Diego*	S	3	96	32.0	74t	1		0	6
Nov 17	vs. Kansas City*	S	3	43	14.3	20	1		0	6
Nov 24	at New England									
Dec 1	at Kansas City*									
Dec 8	vs. Tennessee*	S	5	35	7.0	12	1		0	6
Dec 12	vs. San Diego	S	4	49	12.3	22	0		0	0
Dec 22	at Houston*	S	6	78	13.0	25t	1		0	6
Dec 29	at Oakland*	S	5	36	7.2	10	0		0	0
Regular Season Totals			14/14	65	788	12.1	74t	12	0	72
Jan 12	vs. San Diego†*	S	6	76	12.7	21	0		0	0
Jan 19	vs. New England#*	S	8	85	10.6	37	0		0	0
Feb 2	vs. Seattle§	S	4	27	6.8	11	0		0	0
Postseason Totals			3/3	18	188	10.4	37	0	0	72

ADDITIONAL STATISTICS: *Miscellaneous tackles* — 2.

†AFC Divisional Playoff Game; #AFC Championship Game; §Super Bowl XLVIII



DANNY TREVATHAN

59

LINEBACKER

6-1 • 240 • 2ND YR. • KENTUCKY

BORN: March 24, 1990, in Youngstown, Ohio

HIGH SCHOOL: Leesburg (Fla.) High School.

ACQUIRED: Draft #6 (188th overall), 2012

NFL YEAR: 2nd • YEAR WITH BRONCOS: 2nd

NFL GAMES PLAYED/STARTED: 32/16 • POSTSEASON GP/GS: 4/3



TREVATHAN AT A GLANCE:

- A second-year linebacker who has totaled 154 tackles with three sacks and three interceptions in his first two NFL seasons.
- Led the Broncos with 124 tackles and tied for the team lead with three interceptions in 2013.
- Participated in all 52 possible games (31 starts) in four seasons at the University of Kentucky and led the Southeastern Conference in tackles during each of his final two campaigns.
- Totaled 10 or more tackles in 12 consecutive games spanning parts of his junior and senior seasons and finished with 20 total 10-tackle efforts in his career.
- Recorded a career-high 144 tackles as a junior in 2010 and became the first Kentucky linebacker to earn first-team All-America honors (CollegeFootballNews.com) in addition to receiving first-team All-SEC recognition.
- Saw action in all 13 games (6 starts) as a sophomore in 2009 and was named the Wildcats' Most Improved Defensive Player as chosen by the coaches after finishing as the team's second-leading tackler (82).
- Selected by the Broncos in the sixth round (188th overall) of the 2012 NFL Draft.

CAREER TRANSACTIONS: Signed by Denver as a draft choice 5/22/12.



2013: Trevathan started all 16 games for the Broncos in 2013 and led the team with 124 tackles... Was one of just seven players to record at least 120 tackles and three interceptions in 2013... Made his first career start and intercepted his first career pass, returning it for 29 yards vs. Bal. (9/5)... Led the team with a career-best 10 tackles and sacked Eli Manning for a 9-yard loss at NYG (9/15)... Ranked third on the team with six tackles and broke up a pass vs. Oak. (9/23)... Led the club with 10 tackles, which tied a career high and included one for a loss vs. Phi. (9/29)... Intercepted a Tony Romo pass with less than two minutes to play that set up Matt Prater's game-winning field goal at Dal. (10/6)... Intercepted a pass in the final minutes of the game for the second consecutive week vs. Jac. (10/13)... Tied for second on the team with eight tackles and broke up one pass at Ind. (10/20)... Led the team with a career-high-tying 10 tackles, including one for a loss, and added one QB hit, one pass breakup and one forced fumble vs. Was. (10/27)... Set a career high with 11 tackles (9 solo) to tie for the team lead at S.D. (11/10)... Tied for the team lead with 10 sacks and forced a fumble vs. K.C. (11/17)... Recovered his first career fumble and forced one on special teams, while finishing second on the team with a career-best 12 tackles at N.E. (11/24)... Led the team with six tackles, including one for a loss, vs. Ten. (12/8)... Led the team with 10 tackles vs. S.D. (12/12)... Finished second on the team with eight tackles and added one sack and a team-high three tackles for a loss to go with a special-teams stop at Hou. (12/22)... Tied for the team lead with five tackles at Oak. (12/29)... Started all three playoff games and led the team with 24 playoff tackles... Tied for the team lead with four tackles in the Divisional Round vs. S.D. (1/12)... Led the team with eight tackles (all solo) in the AFC Championship Game vs. N.E. (1/19)... Made a game-high 12 tackles in Super Bowl XLVIII vs. Sea. (2/2).

2012: Selected by Denver in the sixth round (188th overall) of the 2012 NFL Draft, Trevathan played all 16 regular-season games for the Broncos and finished second among the team's rookies with 30 defensive tackles to go along with three special-teams stops... Made his NFL debut on special teams during Denver's season opener vs. Pit. (9/9)... Made his pro defensive debut, playing 41 percent of Denver's defensive snaps and making his first NFL tackle vs. Oak. (9/30)... Registered his first career sack and posted a personal-best six tackles at Cin. (11/4)... Made a special-teams tackle in Denver's AFC Divisional Playoff Game vs. Bal. (1/12).

COLLEGE: Trevathan saw action in all 52 possible games (31 starts) at the University of Kentucky and totaled 374 career tackles (198 solo), six sacks (41 yds.), four interceptions (73 yds.), nine passes defended, 11 forced fumbles and two fumble recoveries... Led the Southeastern Conference in tackles during each of his final two seasons... Named National Linebacker of the Year (College Football Performance Awards), second-team All-America (SI.com) and second-team All-SEC as a senior after leading the Wildcats in tackles (143), sacks (3), interceptions (4) and forced fumbles (5)... Totaled a career-high 144 tackles as a junior in 2010 and became the first Kentucky linebacker to earn first-team All-America honors (CollegeFootballNews.com) in addition to receiving first-team All-SEC recognition... Played all 13 games (6 starts) as a sophomore and was named the Wildcats'

Most Improved Defensive Player after finishing as the team's second-leading tackler (82)... Saw action in all 13 games as a true freshman in 2008.

PERSONAL: Trevathan was a three-year starter for Leesburg (Fla.) High School, where he was a third-team all-state selection by the Florida Sportswriters Association following his senior season... Totaled 117 tackles, 5.5 sacks and three forced fumbles on defense in addition to playing quarterback and running back on offense during his final prep campaign and also earned first-team All-Central Florida honors and Area Defensive Player of the Year recognition from the *Orlando Sentinel*... Trevathan's father, Vincent Hicks, played football at Toledo... Majored in family science at Kentucky... Danny Trevathan (pronounced trev-AY-thin) was born on March 24, 1990, in Youngstown, Ohio.

TREVATHAN'S REGULAR SEASON RECORD

Year	Club	G	S	UT	A	TT	S-Yds.	I-Yds.	PD	FF	FR	TD-Int.	TD-FR	S	Pts.
2012	Denver	16	0	21	9	30	1-0	0-0	3	0	0	0	0	0	0
2013	Denver	16	16	84	40	124	2-18	3-29	9	2	1	0	0	0	0
CAREER TOTALS		32	16	105	49	154	3-18	3-29	12	2	1	0	0	0	0

ADDITIONAL STATISTICS: Special teams tackles — 2012 (3), 2013 (4) TOTAL (7). Special-teams forced fumbles — 2013 (1) TOTAL (1).

TREVATHAN'S POSTSEASON RECORD

Year	Club	G	S	UT	A	TT	S-Yds.	I-Yds.	PD	FF	FR	TD-Int.	TD-FR	S	Pts.
2012	Denver	1	0	0	0	0	0-0	0-0	0	0	0	0	0	0	0
2013	Denver	3	3	18	6	24	0-0	0-0	0	0	0	0	0	0	0
CAREER TOTALS		4	3	18	6	24	0-0	0-0	0	0	0	0	0	0	0

ADDITIONAL STATISTICS: Special teams tackles — 2012 (1), TOTAL (1).

TREVATHAN'S SINGLE-GAME HIGHS

(Postseason in parentheses)

Tackles — 12 at New England, 11/24/13 (12 vs. Seattle, 2/2/14). **Interceptions** — 1, three times, last vs. Jacksonville 10/13/13 (none). **Interception return yards** — 29 vs. Baltimore 9/5/13 (none). **Sacks** — 1, twice, last at N.Y. Giants 9/15/13 (none). **Sack yards** — 9 at N.Y. Giants 9/15/13 (none). **Pass breakups** — 2 vs. Baltimore 9/5/13 (none). **Forced fumbles** — 1, twice, last vs. Kansas City, 11/17/13 (none). **Special-teams tackles** — 1, seven times, last at Houston, 12/22/13 (1 vs. Baltimore, 1/12/13).

DANNY TREVATHAN'S GAME-BY-GAME

(Victories asterisked)

2013 DENVER		TACKLES								
Date	Opponent	P/S	UT	A	TT	S-Yds.	I-Yds.	PD	FF	FR
Sep 5	vs. Baltimore*	S	4	0	4	0-0	1-29	2	0	0
Sep 15	at N.Y. Giants*	S	8	2	10	1-9	0-0	0	0	0
Sep 23	vs. Oakland*	S	3	3	6	0-0	0-0	1	0	0
Sep 29	vs. Philadelphia*	S	9	1	10	0-0	0-0	1	0	0
Oct 6	at Dallas*	S	4	1	5	0-0	1-0	1	0	0
Oct 13	vs. Jacksonville*	S	3	2	5	0-0	1-0	1	0	0
Oct 20	at Indianapolis	S	2	6	8	0-0	0-0	1	0	0
Oct 27	vs. Washington*	S	6	4	10	0-0	0-0	1	1	0
Nov 10	at San Diego*	S	9	2	11	0-0	0-0	0	0	0
Nov 17	vs. Kansas City*	S	6	4	10	0-0	0-0	0	1	0
Nov 24	at New England	S	5	7	12	0-0	0-0	0	0	1
Dec 1	at Kansas City*	S	4	0	4	0-0	0-0	0	0	0
Dec 8	vs. Tennessee*	S	4	2	6	0-0	0-0	1	0	0
Dec 12	vs. San Diego*	S	7	3	10	0-0	0-0	0	0	0
Dec 22	at Houston*	S	6	2	8	1-9	0-0	1	0	0
Dec 29	at Oakland*	S	4	1	5	0-0	0-0	0	0	0
Regular Season Totals		16/16	84	40	124	2-18	3-29	9	2	1
ADDITIONAL STATISTICS: Special teams tackles — 4. Special-teams forced fumbles — 1.										
Jan 12	vs. San Diego†	S	3	1	4	0-0	0-0	0	0	0
Jan 19	vs. New England#	S	8	0	8	0-0	0-0	0	0	0
Feb 2	vs. Seattle\$	S	7	5	12	0-0	0-0	0	0	0
Postseason Totals		3/3	18	6	24	0-0	0-0	0	0	0

†AFC Divisional Playoff Game; #AFC Championship Game; \$Super Bowl XLVIII



MITCH UNREIN

96

DEFENSIVE TACKLE

6-4 • 306 • 3RD YR. • WYOMING

BORN: March 25, 1987, in Eaton, Colo.

HIGH SCHOOL: Eaton High School, Eaton, Colo.

ACQUIRED: Free Agent, 2010

NFL YEAR: 3rd • YEAR WITH BRONCOS: 3rd

NFL GAMES PLAYED/STARTED: 46/3 • POSTSEASON GP/GS: 6/0



UNREIN AT A GLANCE:

- A third-year player who saw action in 46 regular-season games (3 starts) during the last three seasons (2011-13) after spending his rookie season on Denver's practice squad.
- Played all 16 regular-season games (2 starts) for the Broncos in 2012, participating in over 36 percent of the team's defensive snaps and totaling a career-high 20 tackles (12 solo).
- Contributed in 14 games as a reserve defensive lineman with the Broncos in 2011 and collected seven tackles (5 solo) along with one special-teams stop.
- Became the first defensive lineman in Broncos history to catch a touchdown pass with his 1-yard reception from Peyton Manning vs. Tampa Bay (12/2/12).
- Competed with the Texans during training camp as a rookie in 2010 before being signed by the Broncos and spending the final 11 weeks of the season on the club's practice squad.
- Received honorable mention All-Mountain West distinction in each of his final three seasons at the University of Wyoming, where he totaled 162 career tackles and 10.5 sacks.
- Named the Defensive MVP of the New Mexico Bowl in 2009 after collecting six tackles, two sacks, one forced fumble and one fumble recovery for the Cowboys.
- Joined the Broncos as a practice-squad signee on Oct. 20, 2010.
- Entered the NFL with Houston as a college free agent on May 7, 2010.

CAREER TRANSACTIONS: Signed by Houston as a college free agent 5/7/10; Waived by Houston 9/4/10; Signed by Denver (practice squad) 10/20/10.



2013: Unrein appeared in all 16 games (1 start) for the second-straight season... Tied his career high with 20 tackles... Made one tackle and added a QB hit vs. Phi. (9/29)... Started his first game of the season and tied his career high with three tackles at K.C. (12/1)... Matched his career high with three stops vs. S.D. (12/12)... Finished with a pair of tackles, including one for a loss, at Hou. (12/22)... Played all three postseason games... Made two tackles, including one for a loss in Super Bowl XLVIII vs. Sea. (2/2).

2012: Unrein played all 16 regular-season games (two starts) and contributed 20 tackles and one fumble recovery to mark career highs in each category... Saw time on offense as a fullback in short-yardage situations... Made his first career start as Denver opened the game with a goal-line package at Atl. (9/17)... Lined up at fullback and threw a key block on running back Willis McGahee's 1-yard touchdown run in the first quarter vs. N.O. (10/28)... Caught 1-yard touchdown pass from quarterback Peyton Manning vs. T.B. (12/2) in addition to hitting Bucs quarterback Josh Freeman to force an interception returned for a touchdown ... Tied a personal best with three tackles and recovered his first career fumble at Oak. (12/6)... Made three tackles in Denver's AFC Divisional Playoff Game vs. Bal. (1/12).

2011: Unrein played 14 games (0 starts) for the Broncos in the regular season and totaled seven tackles (5 solo) along with one special-teams stop... Saw action in both of Denver's playoff games and collected one tackle.

UNREIN FINDS THE END ZONE

OFFENSIVE TOUCHDOWNS BY A DEFENDER, BRONCOS HISTORY

Player	Pos.	Opp. (Date)	Scoring Play
Dwight Harrison	CB	vs. Mia. (9/19/71)	31-yd. catch
Dwight Harrison	CB	vs. Cin. (11/14/71)	43-yd. catch
Steve Wilson	CB	vs. K.C. (11/16/86)	43-yd. catch
Dave Wyman	LB	at S.D. (12/5/93)	1-yd. catch
Mitch Unrein	DT	vs. T.B. (12/2/12)	1-yd. catch

2010: Unrein, who entered the NFL with Houston as a college free agent on May 7, was waived by the Texans during final roster cutdowns before signing with Denver on Oct. 20 and spending the final 11 weeks of the season on the club's practice squad.

COLLEGE: Unrein totaled 162 tackles (67 solo), 20.5 tackles for losses (75 yds.) and 10.5 sacks (75 yds.) with two forced fumbles and one fumble recovery in 48 career games (38 starts) for the University of Wyoming... Garnered honorable mention All-Mountain West Conference accolades in each of his final three years for the Cowboys... Registered 41 total tackles, including six tackles for a loss (21 yds.) and four sacks (17 yds.), as a senior and was named the Defensive MVP of the New Mexico Bowl in 2009 after collecting six tackles, two sacks, one forced fumble and one fumble recovery.

PERSONAL: Unrein earned first-team all-state honors as a junior and senior at Eaton (Colo.) High School, where he was also among the top wrestlers in the state... Mitch Unrein was born on March 25, 1987, in Eaton, Colo.

UNREIN'S REGULAR SEASON RECORD

Year	Club	G	S	UT	A	TT	S-Yds.	I-Yds.	PD	FF	FR	TD-Int.	TD-FR	S	Pts.
2010	Denver						PRACTICE SQUAD								
2011	Denver	14	0	5	2	7	0-0	0-0	0	0	0	0	0	0	0
2012	Denver	16	2	12	8	20	0-0	0-0	0	0	1	0	0	0	0
2013	Denver	16	1	15	5	20	0-0	0-0	0	0	0	0	0	0	0
CAREER TOTALS		46	3	32	15	47	0-0	0-0	0	0	1	0	0	0	0

ADDITIONAL STATISTICS: Special teams tackles — 2011 (1), TOTAL (1). Kickoff returns — 1 for 8 yards, vs. Oakland (9/23/13). Caught a 1-yard TD pass vs. Tampa Bay (12/2/12).

UNREIN'S POSTSEASON RECORD

Year	Club	G	S	UT	A	TT	S-Yds.	I-Yds.	PD	FF	FR	TD-Int.	TD-FR	S	Pts.
2011	Denver	2	0	0	1	1	0-0	0-0	0	0	0	0	0	0	0
2012	Denver	1	0	1	2	3	0-0	0-0	0	0	0	0	0	0	0
2013	Denver	3	0	1	1	2	0-0	0-0	0	0	0	0	0	0	0
CAREER TOTALS		6	0	2	4	6	0-0	0-0	0	0	0	0	0	0	0

UNREIN'S SINGLE-GAME HIGHS

(Postseason in parentheses)

Tackles — 3, five times, last at vs. San Diego, 12/12/13 (3 vs. Baltimore, 1/12/13). **Sacks** — None (none). **Sack yards** — None (none). **Interceptions** — None (none). **Interception return yards** — None (none). **Receptions** — 1 vs. Tampa Bay, 12/2/12 (none). **Receiving yards** — 1 vs. Tampa Bay, 12/2/12 (none). **Receiving touchdowns** — 1 vs. Tampa Bay, 12/2/12 (none).

MITCH UNREIN'S GAME-BY-GAME

(Victories asterisked)

2013 DENVER		TACKLES								
Date	Opponent	P/S	UT	A	TT	S-Yds.	I-Yds	PD	FF	FR
Sep 5	vs. Baltimore*	P	0	1	1	0-0	0-0	0	0	0
Sep 15	at N.Y. Giants*	P	0	0	0	0-0	0-0	0	0	0
Sep 23	vs. Oakland*	P	0	0	0	0-0	0-0	0	0	0
Sep 29	vs. Philadelphia*	P	1	0	1	0-0	0-0	0	0	0
Oct 6	at Dallas*	P	1	1	2	0-0	0-0	0	0	0
Oct 13	vs. Jacksonville*	P	2	0	2	0-0	0-0	0	0	0
Oct 20	at Indianapolis	P	0	1	1	0-0	0-0	0	0	0
Oct 27	vs. Washington*	P	1	0	1	0-0	0-0	0	0	0
Nov 10	at San Diego*	P	0	1	0	0-0	0-0	0	0	0
Nov 17	vs. Kansas City*	P	2	0	2	0-0	0-0	0	0	0
Nov 24	at New England	P	0	1	1	0-0	0-0	0	0	0
Dec 1	at Kansas City*	S	3	0	3	0-0	0-0	0	0	0
Dec 8	vs. Tennessee*	P	0	0	0	0-0	0-0	0	0	0
Dec 12	vs. San Diego	P	3	0	3	0-0	0-0	0	0	0
Dec 22	at Houston*	P	2	0	2	0-0	0-0	0	0	0
Dec 29	at Oakland*	P	0	0	0	0-0	0-0	0	0	0
Regular Season Totals		16/1	15	5	20	0-0	0-0	0	0	0
ADDITIONAL STATISTICS: Kickoff returns — 1 for 8 yards.										
Jan 12	vs. San Diego†	P	0	0	0	0-0	0-0	0	0	0
Jan 19	vs. New England#*	P	0	0	0	0-0	0-0	0	0	0
Feb 2	vs. Seattle\$	P	1	1	2	0-0	0-0	0	0	0
Postseason Totals		3/0	1	1	2	0-0	0-0	0	0	0

†AFC Divisional Playoff Game; #AFC Championship Game; \$Super Bowl XLVIII



STEVE VALLOS

60

CENTER



6-3 • 310 • 6TH YR. • WAKE FOREST

BORN: Dec. 28, 1983, in Boardman, Ohio

HIGH SCHOOL: Hillcrest High School, Sandy, Utah

ACQUIRED: Free Agent, 2013

NFL YEAR: 6th • YEAR WITH BRONCOS: 1st

NFL GAMES PLAYED/STARTED: 59/9 • POSTSEASON GP/GS: 3/0

VALLOS AT A GLANCE:

- A sixth-year center who started 9-of-59 games during his first six NFL seasons.
- Has allowed just 1.25 sacks in his career and has been called for just two penalties according to STATS Inc.
- Opened a school-record 48 games during his collegiate career at Wake Forest University and earned All-America and All-Atlantic Coast Conference honors as a senior.
- Selected by the Seahawks in the seventh round (232nd overall) of the 2007 NFL Draft.
- Joined the Broncos as a free-agent signee on July 28, 2013

CAREER TRANSACTIONS: Signed by Seattle as a draft choice 7/13/07; Released by Seattle 9/1/07; Signed by Seattle (practice squad) 9/4/07; Signed by Seattle 1/14/08; Waived by Seattle 9/5/10; Acquired via waivers by Cleveland 9/6/10; Signed by Philadelphia 3/19/12; Released by Philadelphia 8/31/12; Signed by Philadelphia 9/18/12; Released by Philadelphia 10/23/12; Signed by Jacksonville 10/30/12; Released by Jacksonville 11/3/12; Signed by Jacksonville 11/5/12; Signed by Denver 7/28/13.



2013: Vallos played 15 games in his first season with the Broncos in 2013... Participated in 107 special-teams snaps in addition to nine offensive snaps... Made his postseason debut in the Divisional Round vs. S.D. (1/12).

2012: Vallos played four games in 2012, appearing in two contests each for Philadelphia and Jacksonville, including one start for the Jaguars... Committed just one penalty and did not allow a sack.

2011: Vallos appeared in one game for Cleveland.

2010: Vallos played seven games for Cleveland.

2009: Vallos appeared in all 16 games (3 starts) for the second-consecutive season for Seattle... Did not commit a penalty and allowed just .25 sacks.

2008: Vallos played all 16 games (5 starts) as a rookie for Seattle... Flagged just once for a false start penalty and allowed one sack on the season.

COLLEGE: Vallos started a school-record 48 games at Wake Forest University... Earned All-America and All-Atlantic Coast Conference honors as a senior after grading out at 90 percent for the season with 92.5 knockdown blocks... Named to the honorable mention All-ACC team after starting all 11 games for the Demon Deacons and helping the team average more than 197 rushing yards per game that led the conference as a junior... Selected to the second team All-ACC as a sophomore by the media and first-team All-ACC by Rivals.com after starting 11 games for the Deacons, appearing at every offensive line position except center... Earned third-team Freshman All-America and Freshman All-ACC honors as a redshirt freshman after starting all 12 games and averaging 8.2 knockdowns per game.

PERSONAL: Vallos earned varsity letters in football, wrestling and track and field (discus and shot put) at Boardman High School in Boardman, Ohio... Earned first-team all-conference honors in football and track... Received honorable mention on the AP All-Ohio team... Played in the North-South and Big 33 all-star games... Set school wrestling records for single-season (24) and career (58) pins... Steve Vallos was born on December 28, 1983 in Youngstown, Ohio.

VALLOS' REGULAR SEASON RECORD

Year	Club	G	S
2008	Seattle	16	5
2009	Seattle	16	3
2010	Cleveland	7	0
2011	Cleveland	1	0
2012	Phi./Jac.	4	1
2013	Denver	15	0
CAREER TOTALS		59	9

VALLOS' POSTSEASON RECORD

Year	Club	G	S
2013	Denver	3	0
CAREER TOTALS		3	0



LOUIS VASQUEZ

65

OFFENSIVE GUARD

6-5 • 335 • 5TH YR. • TEXAS TECH

BORN: April 11, 1987, in Corsicana, Texas

HIGH SCHOOL: Corsicana (Texas) High School

ACQUIRED: Unrestricted Free Agent (San Diego), 2013

NFL YEAR: 5th • YEAR WITH BRONCOS: 1st

NFL GAMES PLAYED/STARTED: 70/70 • POSTSEASON GP/GS: 4/4



VASQUEZ AT A GLANCE:

- A fifth-year offensive guard who has started all 70 regular-season games played during his career, allowing only 11 sacks and committing just three penalties on offense in his first four NFL seasons according to Stats Inc.
- Selected to his first career Pro Bowl and All-Pro (first team) after finishing as one of three 16-game-starting guards to allow zero sacks in 2013
- Helped the Chargers offense rank fourth in the NFL in points per game (25.8) during his four seasons with the franchise.
- Finished as one of only three 16-game starting offensive guards in 2012 to not be called for a penalty.
- Named to the PFW/PFWA All-Rookie Team in 2009 after opening 14 games for San Diego and helping the Chargers win their fourth consecutive AFC West Division title.
- Played four seasons at Texas Tech University, helping the Red Raiders rank second in the nation in total offense (529.6 ypg) and scoring (40.0 ppg) during his junior campaign in 2007.
- Joined the Broncos as an unrestricted free agent on March 12, 2013.
- Selected by the Chargers in the third round (78th overall) of the 2009 NFL Draft.

CAREER TRANSACTIONS: Signed by San Diego as a draft choice 7/25/09. Signed by Denver as an unrestricted free agent 3/12/13.



65's TROPHY CASE

Pro Bowl Selections (1) 2013

All-Pro (1st team) (1) 2013

2013: Vasquez started all 16 regular-season games and was named to his first career Pro Bowl and first-team All-Pro after allowing zero sacks in his first season with the Broncos... Was part of an offensive line unit that allowed the fewest sacks (20) in the NFL, as well as the most games allowing zero sacks (6)... Was the only player to participate in 100 percent of the team's offensive or defensive snaps for the season as he was on the field for all 1,207 offensive plays... Earned a spot on Pro Football Focus' All-Week 3 Team for his performance vs. Oak. (9/23)... Part of an offensive line group that was named a collective offensive player of the week by Sports Illustrated's Peter King for its performance in which it allowed zero sacks and zero quarterback hits against the NFL's top-ranked sack defense vs. K.C. (11/17)... Part of an offensive line that did not allow a sack in Denver's Divisional-Round win vs. S.D. (1/12)... Part of an offensive line that did not allow a sack or a QB hit in the AFC Championship Game vs. N.E. (1/19).

2012: Vasquez opened all 16 games for the first time in his career as one of two Chargers offensive linemen to start every contest... Finished as the only 16-game starting offensive lineman in the NFL to commit zero penalties and allow three or fewer sacks (2.5).

2011: Vasquez started all 14 games played and helped San Diego rank sixth in the NFL in total offense (393.1 ypg) while tying for fifth in the league scoring 25.4 points per game... Missed Games 10-11 with an ankle injury.

2010: Vasquez started 10 contests for the Chargers, missing Games 4-5 with a knee injury and Games 11-14 with a neck injury.

2006: Selected by the Chargers in the third round (78th overall) of the 2009 NFL Draft, Vasquez started all 14 games played and was named to the PFW/PFWA All-Rookie Team... Started his first career game in San Diego's season opener at Oak. (9/14) before injuring his ankle and missing the Charger's next two contests.

COLLEGE: Vasquez was a four-year letterman at Texas Tech University, where he started 34-of-39 career games and received All-Big 12 Conference recognition following his final three seasons... Named a third-team All-America selection following his senior season... Blocked for the nation's top passing attack as a junior in 2007 and was tabbed as a first-team all-conference pick after allowing zero sacks on the year.

PERSONAL: Vasquez attended Corsicana (Texas) High School, where helped his team to a combined 21-3 record over his final two seasons... Earned first-team Class 4A all-state honors from the Associated Press and was named to the All-Area Team by the *Dallas Morning News* following his senior campaign... Majored in general studies at Texas Tech... Louis Vasquez (pronounced LEW-is VAS-kez) was born on April 11, 1987, in Corsicana, Texas.

VASQUEZ'S REGULAR SEASON RECORD

Year	Club	G	S
2009	San Diego	14	14
2010	San Diego	10	10
2011	San Diego	14	14
2012	San Diego	16	16
2013	Denver	16	16
CAREER TOTALS		70	70

ADDITIONAL STATISTICS: Miscellaneous tackles — 2011 (1), 2012 (1), TOTAL (2). Fumbles — 2009 (1FR), TOTAL (1FR).

VASQUEZ'S POSTSEASON RECORD

Year	Club	G	S
2009	San Diego	1	1
2013	Denver	3	3
CAREER TOTALS		4	4



KAYVON WEBSTER

36

CORNERBACK

5-11 • 198 • R • SOUTH FLORIDA

BORN: Feb. 1, 1991, in Opa-Locka, Fla.

HIGH SCHOOL: Monsignor Pace High School, Opa-Locka, Fla.

ACQUIRED: Draft #3 (90th overall), 2013

NFL YEAR: 1st • YEAR WITH BRONCOS: 1st

NFL GAMES PLAYED/STARTED: 14/2 • POSTSEASON GP/GS: 3/0



WEBSTER AT A GLANCE:

- A cornerback who made 38 tackles and intercepted one pass during his rookie season.
- Saw action in 49-of-50 possible games (32 starts) during his career at the University of South Florida and totaled 190 tackles (136 solo), two sacks (39 yds.), three interceptions (34 yds.), 18 passes defended, four forced fumbles and two fumble recoveries.
- Earned first-team All-Big East Conference recognition following his senior season in which he led the Bulls with a career-high 82 tackles (61 solo) and added forced three fumbles.
- Started all 11 games played as a junior in 2011 and received second-team All-Big East honors after contributing two interceptions and nine passes defended for South Florida.
- Combined for 26 games played (10 starts) during his first two collegiate seasons (2009-10) and helped the Bulls to consecutive winning seasons and bowl victories.
- Clocked at 4.34 seconds in the 40-yard dash as one of the most physically gifted players in the 2013 draft class.
- Competed as a two-way player (as well as a returner) at Miami's Monsignor Pace High School and was a two-time All-Dade County selection in football while also competing in track.
- Selected by the Broncos in the third round (90th overall) of the 2013 NFL Draft.



2013: Webster played 14 games (2 starts) as a rookie, finishing eighth on the team with 38 tackles... Intercepted one pass and posted nine pass breakups in addition to one forced fumble.... Made a pair of special-teams stops in Denver's Week 2 win at NYG (9/15)... Broke up one pass vs. Oak. (9/23)... Made his first NFL start and forced a fumble that was recovered by S Duke Ihenacho at Dal. (10/6)... Intercepted his first NFL pass and returned it 10 yards vs. Jac. (10/13)... Established a career high with five tackles at S.D. (11/10).

2012: Webster started 11-of-12 games for the University of South Florida as a senior and was named a first-team All-Big East Conference selection after becoming the league's only cornerback to lead his team in tackles (82)... Added two strip-sacks and an additional forced fumble along with six passes defended on the season... Totaled a career-best 12 tackles (10 solo) in a 37-36 loss vs. Syracuse (10/27).

2011: Webster opened all 11 games played for the Bulls and recorded 49 tackles (36 solo), two interceptions (0 yds.), nine passes defended, one forced fumble and one fumble recovery... Voted as a second-team All-Big East selection... Recovered a fumble and returned it 96 yards for a touchdown in South Florida's 23-20 win at No. 16 Notre Dame (9/3).

2010: Webster played all 13 games (4 starts) as a sophomore and contributed 29 tackles (22 solo) while seeing time at both the left and right cornerback positions... Tallied a season-high eight tackles vs. Syracuse (10/9).

2009: Webster saw action in all 13 contests (6 starts) as a true freshman and recorded 30 tackles (17 solo), one interception (34 yds.), three passes defended and one fumble recovery... Intercepted his first career pass at Syracuse (10/3).

HIGH SCHOOL: Webster was a two-time All-Dade County selection in football as a two-way player for Monsignor Pace High School in Opa-Locka, Fla.... Caught 30 passes for 500 yards (16.7 avg.) and eight touchdowns on offense in addition to 65 tackles, four sacks, seven forced fumbles and 10 fumble recoveries on defense as a senior... Also lettered in track as a prep athlete.

PERSONAL: Webster graduated from South Florida with a degree in health science in December 2012... Kayvon Webster was born on Feb. 1, 1991, in Opa-Locka, Fla.

WEBSTER'S COLLEGIATE RECORD — SOUTH FLORIDA

Year	School	G	S	UT	A	TT	S-Yds.	I-Yds.	PD	FF	FR	TD-Int.	TD-FR	S	Pts.
2009	South Florida	13	6	17	13	30	0-0	1-34	3	0	1	0	0	0	0
2010	South Florida	13	4	22	7	29	0-0	0-0	0	0	0	0	0	0	0
2011	South Florida	11	11	36	13	49	0-0	2-0	9	1	1	0	1	0	6
2012	South Florida	12	11	61	21	82	2-39	0-0	6	3	0	0	0	0	0
CAREER TOTALS		49	32	136	54	190	2-39	3-34	18	4	2	0	1	0	6

ADDITIONAL STATISTICS: Kickoff returns — 2009 (2 for 21 yds., 10.5 avg., 13 LG), 2010 (2 for 28 yds., 14.0 avg., 18 LG), 2012 (3 for 53 yds., 17.7 avg., 25 LG), TOTAL (7 for 102 yds., 14.6 avg., 25 LG).

KAYVON WEBSTER'S GAME-BY-GAME

(Victories asterisked)

2013 DENVER		TACKLES								
Date	Opponent	P/S	UT	A	TT	S-Yds.	I-Yds.	PBU	FF	FR
Sep 5	vs. Baltimore*	P	1	0	1	0-0	0-0	1	0	0
Sep 15	at N.Y. Giants*	P	0	0	0	0-0	0-0	0	0	0
Sep 23	vs. Oakland*	P	1	0	1	0-0	0-0	1	0	0
Sep 29	vs. Philadelphia*	P	0	0	0	0-0	0-0	0	0	0
Oct 6	at Dallas*	S	3	0	3	0-0	0-0	0	1	0
Oct 13	vs. Jacksonville*	P	2	1	3	0-0	1-10	1	0	0
Oct 20	at Indianapolis	P	2	1	3	0-0	0-0	1	0	0
Oct 27	vs. Washington*	P	2	0	2	0-0	0-0	0	0	0
Nov 10	at San Diego*	P	4	1	5	0-0	0-0	1	0	0
Nov 17	vs. Kansas City*	P	3	0	3	0-0	0-0	1	0	0
Nov 24	at New England	P	5	0	5	0-0	0-0	1	0	0
Dec 1	at Kansas City*	P	3	0	3	0-0	0-0	0	0	0
Dec 8	vs. Tennessee*	S	3	1	4	0-0	0-0	1	0	0
Dec 12	vs. San Diego	P	5	0	5	0-0	0-0	1	0	0
Dec 22	at Houston*			INACTIVE						
Dec 29	at Oakland*			INACTIVE						
Regular Season Totals		14/2	34	4	38	0-0	1-10	9	1	0
ADDITIONAL STATISTICS: Special teams tackles — 2.										
Jan 12	vs. San Diego†	P	0	0	0	0-0	0-0	0	0	0
Jan 19	vs. New England#	P	0	0	0	0-0	0-0	0	0	0
Feb 2	vs. Seattle\$	P	0	0	0	0-0	0-0	0	0	0
Postseason Totals		3/0	0	0	0	0-0	0-0	0	0	0

†AFC Divisional Playoff Game; #AFC Championship Game; \$Super Bowl XLVIII



WES WELKER

83

WIDE RECEIVER

5-9 • 185 • 10TH YR. • TEXAS TECH

BORN: May 1, 1981, in Oklahoma City

HIGH SCHOOL: Heritage Hall High School, Oklahoma City

ACQUIRED: Unrestricted Free Agent (New England), 2013

NFL YEAR: 10th • YEAR WITH BRONCOS: 1st

NFL GAMES PLAYED/STARTED: 153/94 • POSTSEASON GP/GS: 12/11



WELKER AT A GLANCE:

- A 10th-year wide receiver in his first season with Denver who is tied for the most 100-catch campaigns (5) in NFL history while tying for the most 10-catch games (18) in league annals.
- Selected to the Pro Bowl in five of the last six years, earning All-Pro honors from the Associated Press in four of those seasons.
- Owns the second-most career receptions (841) by an undrafted player, trailing only Broncos Ring of Fame wide receiver Rod Smith (849).
- Totaled the most receptions (672) in Patriots history from 2007-12 to represent the most productive six-season stretch in NFL history.
- Recorded two of the top eight single-season reception totals in league history, including a personal-best 123 catches in 2009 to tie for second on the NFL's all-time single-season list.
- Averaged the most receptions (7.7) in postseason history among players with multiple playoff games played.
- Tied for the most receptions (11) in Super Bowl history in New England's S.B. XLII loss vs. the New York Giants (2/3/08).
- Started 86-of-102 combined games for New England after seeing action in 47 contests (3 starts) for San Diego (2004) and Miami (2004-05) to begin his career.
- Earned AFC Special Teams Player of the Week honors during his rookie season at New England (10/10/04) after becoming the first individual in league history to record a punt return, a kickoff return, a field goal, an extra point and a kickoff in the same game.
- Set Texas Tech University records with 259 receptions and 3,069 yards during his collegiate career, receiving first-team All-Big 12 Conference accolades during three of his four seasons with the Red Raiders.
- Graduated college as the NCAA career record-holder for punt return yards (1,761) and punt return scores (8).
- Joined the Broncos as an unrestricted free agent on March 15, 2013.
- Entered the NFL with San Diego as a college free agent on April 30, 2004.

CAREER TRANSACTIONS: Signed by San Diego as a college free agent 4/30/04; Waived by San Diego 9/15/04; Signed by Miami 9/21/04; Traded to New England 3/5/07; Placed on injured reserve 1/6/10; Signed by Denver as an unrestricted free agent 3/15/13.



2013: Welker started 13 games in his first season for the Broncos in 2013... Caught 73 passes for 778 yards and set a career high with 10 touchdown receptions... Caught a game-high nine passes to finish with 67 yards and a pair of touchdowns in his Broncos debut vs. Bal. (9/5)... Caught a touchdown in his second-straight game,

WELKER'S UNPRECEDENTED SIX-SEASON STRETCH

MOST RECEIVING YARDS IN A SIX-SEASON SPAN, NFL HISTORY

Player	Years	Rec.	Yds.	Avg.	TDs
1. Wes Welker, N.E.	2007-12	672	7,459	11.1	37
2. Marvin Harrison, Ind.	1999-2004	649	8,707	13.4	77
3. Marvin Harrison, Ind.	1998-2003	622	8,370	13.5	69
4. Wes Welker, Mia./N.E.	2006-11	621	6,792	10.9	32
5. Marvin Harrison, Ind.	2000-05	616	8,190	13.3	77

finishing with three catches for 39 yards at NYG (9/15)... Joined TE Julius Thomas and Saints TE Jimmy Graham as the only players to catch touchdown passes in the first three games of the season with his 12-yard touchdown reception in the second quarter vs. Oak. (9/23)... Caught a pair of receiving scores vs. Phi. (9/29)... Became the only player in the NFL to catch touchdown passes in the first five games of the season with his 2-yard touchdown reception in the third quarter at Dal. (10/6)... Became the first player to catch a touchdown pass in his first six games with a team with his 20-yard touchdown grab in the first quarter vs. Jac. (10/13)... Caught a 6-yard touchdown pass to give Denver a 7-0 lead in the first quarter vs. Was. (10/27)... Set a career high with his 10th touchdown catch of the season vs. Ten. (12/8)... Caught his first postseason touchdown as a Bronco, finishing with six receptions for 38 yards in the Divisional Round vs. S.D. (1/12).

2012: Welker earned his fifth consecutive Pro Bowl selection after starting 12-of-16 regular-season games and totaling 118 receptions for 1,354 yards (11.5 avg.) with six touchdowns... Added three kickoff returns for 33 yards (11.0 avg.) and 25 punt returns for 243 yards (9.7 avg.)... Opened both postseason contests and caught 16 passes for 248 yards (15.5 avg.) with one touchdown to go along with five punt returns for 56 yards (11.2 avg.)... Totaled his 557th catch as a Patriot vs. Ari. (9/16) to pass Troy Brown as the franchise's career leader in receptions... Topped the 100-catch mark with his five-catch, 56-yard outing vs. S.F. (12/16) to become the first player in NFL history with five seasons totaling 100 or more receptions... Set a career postseason high with 131 yards on eight catches (16.4 avg.) in New England's AFC Divisional Playoff Game vs. Hou. (1/13).

2011: Welker played all 16 regular-season games (15 starts) and totaled a career-high 1,569 receiving yards and nine touchdowns while leading the NFL in receptions (122)... Contributed eight punt returns for 82 yards (10.3 avg.)... Earned his fourth career Pro Bowl honor and received first-team All-Pro recognition from the Associated Press... Joined Cris Carter as the only players in NFL history with two career 120-catch seasons... Started all three playoff games and registered 19 receptions for 168 yards (8.8 avg.) with one touchdown... Tied for the longest play from scrimmage in NFL history with his 99-yard touchdown reception from quarterback Tom Brady in the fourth quarter at Mia. (9/12)... Caught a career-best 16 passes for 217 yards—setting franchise records in both categories—at Buf. (9/25)... Recorded his 500th catch as a Patriot at NYJ (11/13) in his 70th game with the organization to become the fastest player to record 500 receptions with one team... Caught seven passes for 60 yards (8.6 avg.) and added two rushes for 21 yards (10.5 avg.) in Super Bowl XLVI vs. NYG. (2/5).

2010: Welker earned his third career Pro Bowl honor and was the team's recipient of the Ed Block Courage Award after returning from a knee injury in the 2009 finale and starting 11-of 15 regular-season games for New England... Totaled 86 catches for 848 yards (9.9 avg.) with seven touchdowns in addition to five punt returns for 36 yards (7.2 avg.)... Converted an extra point attempt and handled a kickoff at Cle. (11/7), filling in for injured kicker Stephen Gostkowski... Recorded seven catches for 57 yards (8.1 avg.) in New England's AFC Divisional Playoff Game vs. NYJ (1/16).

2009: Welker totaled a career-high 123 receptions (T-2nd in NFL single-season history) for 1,348 yards (11.0 avg.) and four touchdowns to earn first-team All-Pro honors from the Associated Press as well as his second Pro Bowl selection... Returned 27 punts for 338 yards to rank first in the AFC and second in the NFL with a 12.5-yard average... Added two kickoff returns for 45 yards (22.5 avg.)... Recorded 12 catches for 93 yards (7.8 avg.) in the Patriots' season opener vs. Buf. (9/14) before missing the next two games due to injury... Injured his knee in New England's final regular-season game at Hou. (1/3) and missed the entire postseason after being placed on injured reserve on Jan. 6.

2008: Welker earned his first career Pro Bowl selection after opening 14-of-16 regular-season games for the Patriots and catching 111 passes for 1,165 yards (10.5 avg.) with three touchdowns... Added 24 punt returns for 237 yards (9.9 avg.) and one kickoff return for 26 yards... Received second-team All-Pro recognition from the Associated Press... Set an NFL record by catching at least six passes in each of the first 11 games of a season.

2007: Welker started 13-of-16 regular-season games in his first year with the Patriots, catching a franchise-record 112 passes for 1,175 yards (10.5 avg.) with eight touchdowns to go a long with 25 punt returns for 249 yards (10.0 avg.) and seven kickoff returns for 176 yards (25.1 avg.)... Named to the Associated Press All-Pro second team... Opened all three postseason games and totaled 27 receptions for 213 yards (7.9 avg.) with two touchdowns... Topped the 1,000-yard mark for the first time in his career vs. NYJ (12/16)... Led the team in catches (11) and yards (122) at NYG (12/29) while breaking Troy Brown's franchise single-season record of 101 receptions... Tied for the most catches (11) in Super Bowl history while adding 103 receiving yards in the Patriots' S.B. XLII loss vs. NYG (2/3).

2006: Welker played all 16 games (2 starts) and led the Dolphins with 67 receptions while placing second on the team with 687 receiving yards (10.3 avg.)... Returned 41 punts for 378 yards (9.2 avg.) and 48 kickoffs for 1,064 yards (22.2 avg.).

2005: Welker saw action in all 16 games (1 start) for the first time in his career and caught 29 passes for 434

WELKER AMONG MOST ACCOMPLISHED UNDRAFTED PLAYERS

MOST RECEIVING YARDS BY AN UNDRAFTED PLAYER, NFL HISTORY

Player	Years	Rec.	Yds.	Avg.	TDs
1. Rod Smith, Den.	1996-2006	849	11,389	13.4	68
2. Wes Welker, S.D./Mia./N.E.	2006-Pres.	841	9,358	11.1	48
3. Gary Clark, Was./Ari./Mia.	1985-95	699	10,856	15.5	65
4. Antonio Gates, S.D.	2003-Pres.	642	8,321	13.0	83
5. Wayne Chrebet, NYJ	1995-2005	580	7,365	12.7	41

yards (15.0 avg.)... Added 43 punt returns for 390 yards (9.1 avg.) and 61 kickoff returns for 1,379 yards (22.6 avg.)... Made the first start of his career vs. Oak. (11/27), catching one pass for 16 yards and returning five kickoffs for 141 yards (28.2 avg.).

2004: Welker, who entered the NFL with San Diego as a college free agent on April 30, played one game for the Chargers before being waived and signing with Miami for the rest of the season... Made his NFL debut and returned four kickoffs for 102 yards (25.5 avg.) at Hou. (9/12) in his only game with San Diego before being waived on Sept. 15... Signed by the Dolphins on Sept. 21 and played 14 more games for Miami totaling 43 punt returns for 464 yards (10.8 avg.) and 57 kickoff returns for 1,313 yards (23.0 avg.), including a 95-yard touchdown... Pressed into service as an emergency kicker at N.E. (10/10) when Olindo Mare injured his calf in pre-game warm ups and was named AFC Special Teams Player of the Week after converting a 29-yard field goal and an extra point attempt as well as handling the team's kickoff duties... Posted a career-long 71-yard punt return on *Monday Night Football* vs. N.E. (12/20)... Recorded a 95-yard kickoff return for a touchdown in Miami's season finale vs. Bal. (1/2) to become the first Dolphins player in 15 years to return a kickoff for a score.

COLLEGE: Welker appeared in 50 career games as a four-year letterman for Texas Tech University, finishing with a school-record 259 receptions for 3,069 yards (11.8 avg.) and 21 touchdowns to go along with 559 rushing yards and a touchdown on 79 attempts (7.1 avg.) and 152 punt returns for 1,761 yards (11.6 avg.) and eight scores... Received first-team All-Big 12 Conference accolades in three of his four seasons (2000, 2002-02) and left school as the NCAA career record-holder for punt return yards and punt return scores.

PERSONAL: Welker attended Heritage Hall High School in Oklahoma City, where he played running back and defensive back... Accumulated 3,235 rushing yards and 2,551 receiving yards during his prep career while totaling 90 total touchdowns... Named Oklahoma Player of the Year by several media outlets following his senior season... Established the "83 Foundation" to provide underprivileged children an opportunity to play football in his hometown of Oklahoma City... Named the winner of the Dolphins' Nat Moore Community Service Award in 2005... Graduated from Texas Tech with a degree in management... Wesley Welker was born on May 1, 1981, in Oklahoma City.

WELKER'S REGULAR SEASON RECORD

Year	Club	G	S	RECEIVING					KICKOFF RETURNS					PUNT RETURNS					
				No.	Yds.	Avg.	LG	TD	No.	Yds.	Avg.	LG	TD	No.	FC	Yds.	Avg.	LG	TD
2004	S.D./Mia.	15	0	0	0	0.0	—	0	61	1,415	23.2	95t	1	43	12	464	10.8	71	0
2005	Miami	16	1	29	434	15.0	47	0	61	1,379	22.6	46	0	43	23	390	9.1	47	0
2006	Miami	16	2	67	687	10.3	38	1	48	1,064	22.2	46	0	41	29	378	9.2	47	0
2007	New England	16	13	112	1,175	10.5	42	8	7	176	25.1	33	0	25	7	249	10.0	35	0
2008	New England	16	14	111	1,165	10.5	64	3	1	26	26.0	26	0	24	6	237	9.9	44	0
2009	New England	14	13	123	1,348	11.0	58	4	2	45	22.5	27	0	27	16	338	12.5	69	0
2010	New England	15	11	86	848	9.9	35	7	0	0	0.0	—	0	5	7	36	7.2	22	0
2011	New England	16	15	122	1,569	12.9	99t	9	0	0	0.0	—	0	8	6	82	10.3	25	0
2012	New England	16	12	118	1,354	11.5	59	6	3	33	11.0	17	0	25	7	243	9.7	31	0
2013	Denver	13	13	73	778	10.7	33	10	0	0	0.0	—	0	10	2	70	7.0	27	0
CAREER TOTALS		153	94	841	9,358	11.1	99t	48	1834	138	22.6	95t	1	251	115	2,487	9.9	71	0

ADDITIONAL STATISTICS: Rushing — 2005 (1 for 5 yds., 5.0 avg., 5 LG), 2007 (4 for 34 yds., 8.5 avg., 27 LG), 2008 (3 for 26 yds., 8.7 avg., 19 LG), 2009 (5 for 36 yds., 7.2 avg., 11 LG), 2011 (4 for 30 yds., 7.5 avg., 19 LG), 2012 (2 for 20 yds., 10.0 avg., 11 LG), TOTAL (19 for 151 yds., 7.9 avg., 27 LG). Special teams tackles — 2004 (7), 2012 (1), 2013 (1), TOTAL (9). Fumble recoveries — 2004 (2), 2006 (1), TOTALS (3). Field goals — 2004 (29-yd. FG, 10/10/04), TOTAL (1-1, 29 LG). PATs — 2004 (1-1, 10/10/04), 2010 (1-1, 11/7/10), TOTAL (2-2). Kickoffs — 2004 (3 for 158 yds., 52.7 avg.), 2010 (1 for 45 yds.), TOTAL (4 for 203 yds., 50.8 avg.).

WELKER'S POSTSEASON RECORD

Year	Club	G	S	RECEIVING					KICKOFF RETURNS					PUNT RETURNS					
				No.	Yds.	Avg.	LG	TD	No.	Yds.	Avg.	LG	TD	No.	FC	Yds.	Avg.	LG	TD
2007	New England	3	3	27	213	7.9	19	2	0	0	0.0	—	0	2	2	29	14.5	15	0
2009	New England			INJURED RESERVE															
2010	New England	1	0	7	57	8.1	13	0	0	0	0.0	—	0	0	1	0	0.0	—	0
2011	New England	3	3	19	168	8.8	19	1	0	0	0.0	—	0	1	2	0	0.0	0	0
2012	New England	2	2	16	248	15.5	47	1	0	0	0.0	—	0	5	2	56	11.2	28	0
2013	Denver	3	3	18	160	8.9	22	1	0	0	0.0	—	0	0	0	0	0.0	—	0
CAREER TOTALS		12	11	87	846	9.7	47	5	0	0	0.0	—	0	8	7	85	10.6	28	0

ADDITIONAL STATISTICS: Rushing — 2007 (1 for 13 yds., 13.0 avg., 13 LG), 2011 (2 for 21 yds., 10.5 avg., 11 LG), TOTALS (3 for 34 yds., 11.3 avg., 13 LG). Two-point conversions — 2013 (1), Total (1)

WELKER'S SINGLE-GAME HIGHS

(Postseason in parentheses)

Receptions — 16 at Buffalo, 9/25/11 (11 vs. N.Y. Giants, 2/3/08). **Receiving yards** — 217 at Buffalo, 9/25/11 (131 vs. Houston, 1/13/13). **Longest reception** — 99t at Miami, 9/12/11 (47 vs. Houston, 1/13/13). **Receiving touchdowns** — 2, 10 times, last vs. Philadelphia, 9/29/13 (1, five times, last vs. San Diego, 1/12/14). **Receiving yards in one quarter** — 106 (4th) at Miami, 9/12/11 (90 (2nd) vs. Houston, 1/13/13). **Receiving yards in one half** — 139 (1st) vs. N.Y. Jets, 11/22/09 (120 (1st) vs. Houston, 1/13/13). **Rushes** — 2, twice, last at New Orleans, 11/30/09 (2 vs. N.Y. Giants, 2/5/12). **Rushing yards** — 27 at Cincinnati, 10/1/07 (21 vs. N.Y. Giants, 2/5/12). **Longest rush** — 27 at Cincinnati, 10/1/07 (13 vs. Jacksonville, 1/12/08). **Rushing touchdowns** — None (none). **Punt returns** — 6 vs. Buffalo, 12/5/04 (4, vs. Baltimore, 1/20/13). **Punt return yards** — 117 at Indianapolis, 11/15/09 (56 vs. Baltimore, 1/20/13). **Longest punt return** — 71 vs. New England, 12/20/04 (28 vs. Baltimore, 1/20/13). **Punt return touchdowns** — None (none). **Kick returns** — 7, twice, last vs. Kansas City, 10/21/05 (none). **Kick return yards** — 210 at Baltimore, 1/2/05 (none). **Longest kick return** — 95t at Baltimore, 1/2/05 (none). **Kick return touchdowns** — 1 at Baltimore, 1/2/05 (none).

WELKER'S 100-YARD RECEIVING GAMES (31; INCLUDES 3 POSTSEASON)

*denotes win (Welker's teams are 23-8, including postseason, when he records 100 or more yards receiving in a game.)

Date	Opponent	No.	Yds.	Avg.	LG	TD
10/14/07	at Dallas*	11	124	11.3	35t	2
10/21/07	at Miami*	9	138	15.3	36	2
11/25/07	vs. Philadelphia*	13	149	11.5	42	0
12/29/07	at N.Y. Giants*	11	122	11.1	28	0
2/3/08	vs. N.Y. Giants^	11	103	9.4	19	0
11/9/08	vs. Buffalo*	9	107	11.9	27	0
11/13/08	vs. N.Y. Jets	7	108	15.4	29	0
11/23/08	at Miami*	8	120	15.0	64	0
12/7/08	at Seattle*	12	134	11.2	25	0
10/18/09	vs. Tennessee*	10	150	15.0	48	2
10/25/09	at Tampa Bay*	10	107	10.7	16	1
11/22/09	vs. N.Y. Jets*	15	192	12.8	43	0
12/6/09	at Miami	10	167	16.7	58	0
12/13/09	vs. Carolina*	10	105	10.5	23	0
12/27/09	vs. Jacksonville*	13	138	10.6	29	0
12/12/10	at Chicago*	8	115	14.4	24	0
9/12/11	at Miami*	8	160	20.0	99t	2
9/25/11	at Buffalo	16	217	13.6	33	2
10/2/11	at Oakland*	9	158	17.6	32	1
10/9/11	vs. N.Y. Jets*	5	124	24.8	73	0
11/6/11	vs. N.Y. Giants	9	136	15.1	28	0
11/27/11	at Philadelphia*	8	115	14.4	41t	2
12/4/11	vs. Indianapolis*	11	110	10.0	18	0
12/24/11	vs. Miami*	12	138	11.5	42	0
9/23/12	at Baltimore	8	142	17.8	59	0
9/30/12	at Buffalo*	9	129	14.3	26	0
10/7/12	vs. Denver*	13	104	8.0	15	1
10/14/12	at Seattle	10	138	13.8	46t	1
12/2/12	at Miami*	12	103	8.6	14	1
1/13/2013	vs. Houston*^	8	131	16.4	47	0
1/20/2013	vs. Baltimore^	8	117	14.6	36	1

^Playoff Game

WES WELKER'S GAME-BY-GAME

(Victories asterisked)

2013 DENVER			RECEIVING					KICK RETURNS					PUNT RETURNS					
Date	Opponent	P/S	No.	Yds.	Avg.	LG	TD	No.	Yds.	Avg.	LG	TD	No.	FC	Yds.	Avg.	LG	TD
Sep 5	vs. Baltimore*	S	9	67	7.4	15	2	0	0	0.0	—	0	2	1	27	13.5	27	0
Sep 15	at N.Y. Giants*	S	3	39	13.0	20	1	0	0	0.0	—	0	0	0	0	0.0	—	0
Sep 23	vs. Oakland*	S	7	84	12.0	32	1	0	0	0.0	—	0	0	0	0	0.0	—	0
Sep 29	vs. Philadelphia*	S	7	76	10.9	33	2	0	0	0.0	—	0	0	0	0	0.0	—	0
Oct 6	at Dallas*	S	5	49	9.8	16	1	0	0	0.0	—	0	0	0	0	0.0	—	0
Oct 13	vs. Jacksonville*	S	6	63	10.5	26	1	0	0	0.0	—	0	0	0	0	0.0	—	0
Oct 20	at Indianapolis	S	7	96	13.7	25	0	0	0	0.0	—	0	0	0	0	0.0	—	0
Oct 27	vs. Washington*	S	6	81	13.5	24	1	0	0	0.0	—	0	0	0	0	0.0	—	0
Nov 10	at San Diego*	S	3	21	7.0	11	0	0	0	0.0	—	0	0	0	0	0.0	—	0
Nov 17	vs. Kansas City*	S	8	72	9.0	20	0	0	0	0.0	—	0	0	0	0	0.0	—	0
Nov 24	at New England	S	4	31	7.8	17	0	0	0	0.0	—	0	2	0	13	6.5	12	0
Dec 1	at Kansas City*	S	3	38	12.7	20	0	0	0	0.0	—	0	3	1	5	1.7	5	0
Dec 8	vs. Tennessee*	S	5	61	12.2	30	1	0	0	0.0	—	0	3	0	25	8.3	10	0
Dec 12	vs. San Diego							INACTIVE										
Dec 22	at Houston*							INACTIVE										
Dec 29	at Oakland*							INACTIVE										
Regular Season Totals		13/13	73	778	10.7	33	10	0	0	0.0	—	0	10	2	70	7.0	27	0
Jan 12	vs. San Diego†*	S	6	38	6.3	8	1	0	0	0.0	—	0	0	0	0	0.0	—	0
Jan 19	vs. New England#*	S	4	38	9.5	16	0	0	0	0.0	—	0	0	0	0	0.0	—	0
Feb 2	Seattle\$	S	8	84	10.5	22	0	0	0	0.0	—	0	0	0	0	0.0	—	0
Postseason Totals		3/3	18	160	8.9	22	1	0	0	0.0	—	0	0	0	0	0.0	—	0

ADDITIONAL STATISTICS: Two-point conversions — 1.

†AFC Divisional Playoff Game; #AFC Championship Game; \$Super Bowl XLVIII

**SYLVESTER WILLIAMS****92****DEFENSIVE TACKLE****6-2 • 313 • R • NORTH CAROLINA****BORN:** Nov. 21, 1988, in Jefferson City, Mo.**HIGH SCHOOL:** Jefferson City High School, Jefferson City, Mo.**ACQUIRED:** Draft #1 (28th overall), 2013**NFL YEAR:** 1st • **YEAR WITH BRONCOS:** 1st**NFL GAMES PLAYED/STARTED:** 13/4 • **POSTSEASON GP/GS:** 3/3**WILLIAMS AT A GLANCE:**

- A defensive tackle who started all 45 games played during his collegiate career at the University of North Carolina (2011-12) and Coffeyville Community College (2009-10).
- Named a first-team All-America and All-Atlantic Coast Conference selection following his senior campaign in which his six sacks tied for the conference lead among defensive tackles.
- Started all 13 games in his first season at North Carolina in 2011 and was the recipient of the team's Jeffrey Cowell Memorial Award given to the outstanding first-year player for the defense.
- Opened all 20 contests at Coffeyville C.C., working his way up from a walk-on in 2009 to a first-team All-Kansas Jayhawk Community College Conference pick in 2010.
- Worked the night shift at Modine Manufacturing Company making radiator parts for large trucks before enrolling in college and pursuing a career in football.
- Played just one season of football at Jefferson City (Mo.) High School, helping lead his team to a No. 12 final ranking in the state and a Freelance Football League title.
- Selected by the Broncos in the first round (28th overall) of the 2013 NFL Draft.



2013: Williams played 13 games (4 starts) as a rookie, totaling 19 tackles with two sacks, five tackles for a loss and one fumble recovery... Made one solo tackle for a loss in his NFL debut vs. Bal. (9/5)... Made a tackle for a loss and registered a quarterback hit vs. Jac. (10/13)... Made his first NFL start vs. Ten. (12/8)... Registered his first career sack and posted a career-best five tackles vs. S.D. (12/12)... Tied for third with five tackles and led the club with three tackles for a loss at Hou. (12/22)... Recovered his first career fumble at Oak. (12/29)... Started all three postseason contests and finished with three tackles.

2012: Williams started all 12 games and totaled 42 tackles (21 solo), six sacks (40 yds.), 13.5 tackles for a loss, and six quarterback pressures to earn first-team All-America honors from *Pro Football Weekly* and first-team All-Atlantic Coast Conference accolades from the league coaches... Tied for the most sacks in the ACC by a defensive tackle and helped anchor a Tar Heels defense that ranked fourth in the conference against the rush (142.7 ypg).

2011: Williams opened all 13 games in his first season with North Carolina and earned the team's Jeffrey Cowell Memorial Award presented to the defense's outstanding first-year player... Totaled a career-best 54 tackles (23 solo), 2.5 sacks (22 yds.), seven tackles for a loss, five quarterback pressures, one interception, three pass breakups and one forced fumble.

2010: Williams notched 49 tackles (17 solo), two sacks (10 yds.), 11.5 tackles for a loss, four quarterback pressures, two pass breakups and one forced fumble in his final season at Coffeyville C.C. to earn honorable mention All-America honors and first-team All-Kansas Jayhawk Community College Conference recognition... Added four blocked kicks on special teams.

2009: Williams walked on at Coffeyville and ended up starting all 10 games as a freshman while racking up 39 tackles (23 solo), five sacks (17 yds.) and seven tackles for a loss to earn numerous Division-I scholarship offers.

HIGH SCHOOL: Williams played just one season of prep football at Jefferson City (Mo.) High School, making the team as a 310-pound senior and helping the school to a final ranking of No. 12 in the state and a Freelance Football League title.

PERSONAL: Williams graduated from North Carolina with a degree in communications... Grew up working on cars with his father and had a job assembling radiator parts for large trucks after high school... Sylvester Williams was born on Nov. 21, 1988, in Jefferson City, Mo.

WILLIAMS' COLLEGIATE RECORD — N. CAROLINA/COFFEYVILLE, C.C.

Year	School	G	S	UT	A	TT	S-Yds.	I-Yds.	PD	FF	FR	TD-Int.	TD-FR	S	Pts.
2009	Coffeyville C.C.	10	10	23	16	39	5-17	0-0	0	0	0	0	0	0	0
2010	Coffeyville C.C.	10	10	17	32	49	2-10	0-0	2	1	0	0	0	0	0
2011	North Carolina	13	13	23	31	54	2.5-22	1-0	3	1	0	0	0	0	0
2012	North Carolina	12	12	21	21	42	6-40	0-0	0	0	0	0	0	0	0
CAREER TOTALS		45	45	84	100	184	15.5-89	1-0	5	2	0	0	0	0	0

ADDITIONAL STATISTICS: Blocked kicks — 2010 (4), TOTAL (4).

SYLVESTER WILLIAMS' GAME-BY-GAME

(Victories asterisked)

2013 DENVER			TACKLES								
Date	Opponent	P/S	UT	A	TT	S-Yds.	I-Yds.	PD	FF	FR	
Sep 5	vs. Baltimore*	P	1	0	1	0-0	0-0	0	0	0	
Sep 15	at N.Y. Giants*	P	0	1	1	0-0	0-0	0	0	0	
Sep 23	vs. Oakland*	P	0	0	0	0-0	0-0	0	0	0	
Sep 29	vs. Philadelphia*			INACTIVE							
Oct 6	at Dallas*	P	0	0	0	0-0	0-0	0	0	0	
Oct 13	vs. Jacksonville*	P	1	0	1	0-0	0-0	0	0	0	
Oct 20	at Indianapolis*	P	0	2	2	0-0	0-0	0	0	0	
Oct 27	vs. Washington*			INACTIVE							
Nov 10	at San Diego*			INACTIVE							
Nov 17	vs. Kansas City*	P	0	0	0	0-0	0-0	0	0	0	
Nov 24	at New England*	P	0	1	1	0-0	0-0	0	0	0	
Dec 1	at Kansas City*	P	1	0	1	0-0	0-0	0	0	0	
Dec 8	vs. Tennessee*	S	0	0	0	0-0	0-0	0	0	0	
Dec 12	vs. San Diego	S	3	2	5	1-0	0-0	0	0	0	
Dec 22	at Houston*	S	5	0	5	1-8	0-0	0	0	0	
Dec 29	at Oakland*	S	1	1	2	0-0	0-0	0	0	1	
Regular Season Totals		13/4	12	7	19	2-8	0-0	0	0	1	
Jan 12	vs. San Diego†*	S	0	1	1	0-0	0-0	0	0	0	
Jan 19	vs. New England#*	S	0	0	0	0-0	0-0	0	0	0	
Feb 2	vs. Seattle\$	S	2	0	2	0-0	0-0	0	0	0	
Postseason Totals		3/3	2	1	3	0-0	0-0	0	0	0	

†AFC Divisional Playoff Game; #AFC Championship Game; \$Super Bowl XLVIII



WESLEY WOODYARD

52

LINEBACKER

6-0 • 233 • 6TH YR. • KENTUCKY

BORN: July 21, 1986, in LaGrange, Ga.

HIGH SCHOOL: LaGrange (Ga.) High School

ACQUIRED: College Free Agent, 2008

NFL YEAR: 6th • YEAR WITH BRONCOS: 6th

NFL GAMES PLAYED/STARTED: 87/40 • POSTSEASON GP/GS: 6/1



WOODYARD AT A GLANCE:

- A sixth-year linebacker who has played 87 career regular-season games (40 starts), totaling 396 tackles (269 solo), eight sacks (68.5 yds.), five interceptions (40 yds.), six forced fumbles and one fumble recovery.
- Joins Hall of Fame running back Floyd Little as the only players in franchise history to serve as a captain in each of their first five years with the club.
- Totaled 48 special-teams tackles since his rookie year in 2008, and has led the team in that category in three of his five NFL seasons.
- Represented the only player in the NFL in 2012—and just the 12th player in the last 30 years—to record at least 100 tackles, five sacks and three interceptions in a single season.
- Named to *USA Today's* All-Joe Team in 2012 after posting career highs in starts (14), tackles (114), sacks (5.5), interceptions (3), passes defended (6) and fumble recoveries (1).
- Earned AFC Defensive Player of the Week honors following his performance vs. New Orleans (10/28/12), as he became the ninth NFL player since 1982 to collect a sack, an interception and a forced fumble in addition to posting at least 10 tackles in a game.
- Started seven games for the Broncos in 2011 and finished second on the club with 87 tackles (60 solo) to go along with two passes defended and two forced fumbles.
- Registered 35 defensive tackles, one interception and nine special-teams stops—which tied for fourth on the team—in 16 games with Denver in 2009.
- Was the only Bronco in 2008 to rank among the top eight on the team in both defensive tackles (54 - 8th) and special-teams stops (11 - T1st) while seeing time in all 16 games (6 starts) as a rookie.
- Earned the Darrent Williams Good Guy Award from the Denver chapter of the PFWA in 2012 and was named the Broncos' nominee for the Walter Payton NFL Man of the Year in 2010-11 and '13.
- Earned first-team All-Southeastern Conference honors during each of his final two seasons at Kentucky, where he started 42 career games and had three 100-tackle campaigns.
- Entered the NFL with Denver as a college free agent on April 28, 2008.

CAREER TRANSACTIONS: Signed by Denver as a college free agent 4/28/08.



2013: Woodyard, who was elected a defensive season captain, played 14 games (10 starts) for the Broncos in 2013... Earned his third career Broncos' Walter Payton NFL Man of the Year award... Ranked second on the team with 83 tackles and added 1.5 sacks, one interception, three tackles for a loss, eight quarterback hits, four pass breakups and one forced fumble... Finished second on the club with 10 tackles, including half a sack, one tackle for a loss, two quarterback hits and one pass breakup vs. Bal. (9/5)... Finished second with seven tackles and added a pass breakup and a quarterback hit at NYG (9/15)... Tied for the team lead with eight tackles and added half a sack and a pair of QB hits vs. Oak. (9/23)... Recorded half a sack and finished third on the team with eight tackles vs. Phi. (9/29)... Tied for the team lead with 11 tackles at S.D. (11/10)... Set a career high with 15 tackles and forced one fumble at N.E. (11/24)... Intercepted Alex Smith's pass in the end zone at K.C. (12/1)... Made a tackle for a loss at Hou. (12/22)... Posted one tackle for a loss in addition to one special-teams stop and one special-teams forced fumble at Oak. (12/29)... Played all three playoff contests, finishing with seven tackles.

2012: Woodyard played 15 regular-season games, starting a career-high 14 contests, and led the club with 114 tackles (70 solo), to go along with 5.5 sacks (47.5 yds.), three interceptions (40 yds.), six passes defended, one forced fumble and one fumble recovery... Added three special-teams stops... Became the only player in the NFL in 2012—and just the 12th player in the last 30 years—to record at least 100 tackles, five sacks and three interceptions in a single season... Named to *USA Today's* All-Joe Team and earned the Darrent Williams Good Guy Award from the Denver chapter of the Pro Football Writers of America... Earned the AFC Defensive Player of the Week Award honors after setting or matching career highs in nearly every defensive category vs. N.O. (10/28)

WOODYARD STUFFS THE STAT SHEET

NFL PLAYERS WITH 100 TACKLES, FIVE SACKS AND THREE INTERCEPTIONS, SINGLE SEASON (SINCE 1982)

Player	Year	TT	Sk	INT
Dennis Smith, Den.	1983	114	5.0	4
Dave Duerson, Chi.	1986	109	7.0	6
Wilber Marshall, Chi.	1986	105	5.5	5
Seth Joyner, Phi.	1991	110	6.5	3
Wilber Marshall, Was.	1991	135	5.5	5
Seth Joyner, Phi.	1992	121	6.5	4
Rod Woodson, Pit.	1992	100	6.0	4
Mo Lewis, NYJ	1994	130	6.0	4
Greg Lloyd, Pit.	1995	116	6.5	3
Rodney Harrison, S.D.	2000	127	6.0	6
London Fletcher, Stl.	2000	133	5.5	4
Brian Urlacher, Chi.	2001	117	6.0	3
Mike Peterson, Jac.	2005	132	6.0	3
Brian Urlacher, Chi.	2007	123	5.0	5
Wesley Woodyard, Den.	2012	114	5.5	3

and becoming the first Bronco to post one sack, one interception and one forced fumble in the same game... Finished with a career-high 14 tackles to lead all players at Cin. (11/4)... Set a career high with 1.5 sacks vs. Cle. (12/23)... Tied for second on the team with seven tackles in Denver's AFC Divisional Playoff Game vs. Bal. (1/12).

2011: Woodyard played 15 games, opening a career-high seven contests, and ranked second on the team with 87 tackles (60 solo) to go along with two passes defended and two forced fumbles... Led the club in special-teams tackles (10) for the second consecutive season and the third time in his four years with the Broncos... Added one forced fumble on the kickoff coverage unit... Saw action in both of Denver's postseason games and collected one special-teams stop... Matched a career-high with 13 tackles (10 solo) and added a pass defended vs. Cin. (9/18)... Forced a Marion Barber fumble vs. Chi. (12/11) in Denver territory in overtime to prevent a game-winning score and set up Denver's offense for the go-ahead field goal.

2010: Woodyard was named a team captain for the second consecutive year and played 11 games (3 starts) for Denver while totaling 23 tackles (20 solo), including one sack (10 yds.), in addition to a team-leading 15 special-teams stops... Tied for fifth in the NFL with 1.36 special-teams tackles per game... Recorded his first career sack (10 yds.) in Denver's regular-season finale vs. S.D. (1/2).

2009: Woodyard, a team captain, played all 16 games (0 starts) for the Broncos and had 35 tackles (25 solo), one interception, two pass breakups and one forced fumble... Tied for fourth on the team with nine special-teams tackles... Made his first career interception at Cin. (9/13)... Placed second on the club with seven tackles (6 solo) vs. Pit. (11/9)... Had three special-teams tackles at K.C. (12/6).

2008: Woodyard, who entered the NFL with the Broncos as a college free agent on April 28, played all 16 games (6 starts) as a rookie and ranked eighth on Denver with 54 tackles (47 solo) while adding one pass breakup and one forced fumble... Tied for the team lead with 11 special-teams tackles, including eight stops on kickoff coverage that tied for the club best... Was the only Bronco to rank among the top eight on the team in both defensive tackles and special-teams stops... Tied for fourth in the league in unassisted tackles (36) according to press box totals during a stretch from Weeks 10-14 when he logged the first five starts of his NFL career... Had three 10-tackle games, including a season-best 13 stops at NYJ (11/30)... Played on special teams only in Denver's first eight contests before moving into a starting role due to injuries at the linebacker position... Also saw time at safety late in the year.

COLLEGE: Woodyard earned first-team All-Southeastern Conference honors during each of his final two seasons at the University of Kentucky, where he played 47 career games (42 starts) and led the Wildcats in tackles during each of his last three years... Concluded his collegiate career ranked eighth in UK history with 395 tackles (259 solo) while adding 6.5 sacks (48 yds.), two interceptions, 12 pass breakups, seven forced fumbles and seven fumble recoveries... Led the SEC in tackles per game (10.6) and tied for 14th in the nation with 139 total stops as a senior... Posted 122 tackles as a junior that represented the second-highest total in the SEC and ranked 14th in the nation... Garnered honorable mention All-SEC accolades as a sophomore with 100 tackles (75 solo)... Began his collegiate career as a strong safety before switching to linebacker midway through his freshman season... Earned freshman all-conference honors and became the first-ever UK freshman to serve as a team captain.

PERSONAL: Woodyard was named the Georgia Class AAA Defensive Player of the Year by the *Atlanta Journal-Constitution* after posting 125 tackles as a senior at LaGrange (Ga.) High School... Helped his team post a 51-3 combined record during his prep career and win two state championships... Named the Broncos' nominee for the Walter Payton NFL Man of the Year in 2010-11 and earned the Darrent Williams Good Guy Award from the Denver chapter of the Pro Football Writers of America in 2012... Earned a bachelor's degree in social work from Kentucky... Wesley Woodyard was born on July 21, 1986, in LaGrange, Ga.

WOODYARD'S REGULAR SEASON RECORD

Year	Club	G	S	UT	A	TT	S-Yds.	I-Yds.	PD	FF	FR	TD-Int.	TD-FR	S	Pts.
2008	Denver	16	6	47	7	54	0-0	0-0	1	1	0	0	0	0	0
2009	Denver	16	0	25	10	35	0-0	1-0	2	1	0	0	0	0	0
2010	Denver	11	3	20	3	23	1-10	0-0	0	0	0	0	0	0	0
2011	Denver	15	7	60	27	87	0-0	0-0	2	2	0	0	0	0	0
2012	Denver	15	14	70	44	114	5.5-47.5	3-40	6	1	1	0	0	0	0
2013	Denver	14	10	47	36	83	1.5-11	1-0	4	1	0	0	0	0	0
CAREER TOTALS		87	40	269	127	396	8-68.5	5-40	15	6	1	0	0	0	0

ADDITIONAL STATISTICS: Special teams tackles — 2008 (11), 2009 (9), 2010 (15), 2011 (10), 2012 (3), 2013 (1); TOTAL (49). Special teams forced fumbles — 2011 (1), 2013 (1) TOTAL (2). Fumble return yards — 2012 (12), TOTAL (12).

WOODYARD'S POSTSEASON RECORD

Year	Club	G	S	UT	A	TT	S-Yds.	I-Yds.	PD	FF	FR	TD-Int.	TD-FR	S	Pts.
2011	Denver	2	0	0	0	0	0-0	0-0	0	0	0	0	0	0	0
2012	Denver	1	1	7	0	7	0-0	0-0	0	0	0	0	0	0	0
2013	Denver	3	0	4	3	7	0-0	0-0	0	0	0	0	0	0	0
CAREER TOTALS		6	1	11	3	14	0-0	0-0	0	0	0	0	0	0	0

ADDITIONAL STATISTICS: *Special-teams tackles — 2011 (1), TOTAL (1).*

WOODYARD'S SINGLE-GAME HIGHS

(Postseason in parentheses)

Tackles — 15 at New England, 11/24/13 (7 vs. Baltimore, 1/12/13). **Interceptions** — 1, five times, last at Kansas City, 12/1/13 (none). **Interception return yards** — 25 vs. San Diego, 11/18/12 (none). **Sacks** — 1.5 vs. Cleveland, 12/23/12 (none). **Sack yards** — 12 vs. New Orleans, 10/28/12 (none). **Pass breakups** — 2 vs. New Orleans, 10/28/12 (none). **Fumble return yards** — 12 vs. San Diego, 11/18/12 (none). **Special-teams tackles** — 3, twice, last vs. St. Louis, 11/28/10 (1 at New England, 12/14/12).

WESLEY WOODYARD'S GAME-BY-GAME

(Victories asterisked)

2013 DENVER		TACKLES									
Date	Opponent	P/S	UT	A	TT	S-Yds.	I-Yds.	PD	FF	FR	
Sep 5	vs. Baltimore*	S	5	5	10	0.5-4	0-0	1	0	0	
Sep 15	at N.Y. Giants*	S	4	3	7	0-0	0-0	1	0	0	
Sep 23	vs. Oakland*	S	4	4	8	0.5-5.5	0-0	0	0	0	
Sep 29	vs. Philadelphia*	S	4	4	8	0.5-1.5	0-0	0	0	0	
Oct 6	at Dallas*	S	2	0	2	0-0	0-0	0	0	0	
Oct 13	vs. Jacksonville*										
Oct 20	at Indianapolis										
Oct 27	vs. Washington*	S	4	1	5	0-0	0-0	0	0	0	
Nov 10	at San Diego*	S	5	6	11	0-0	0-0	1	0	0	
Nov 17	vs. Kansas City*	S	1	4	5	0-0	0-0	0	0	0	
Nov 24	at New England	S	7	8	15	0-0	0-0	0	1	0	
Dec 1	at Kansas City*	S	5	0	5	0-0	1-0	1	0	0	
Dec 8	vs. Tennessee*	P	1	1	2	0-0	0-0	0	0	0	
Dec 12	vs. San Diego	P	3	0	3	0-0	0-0	0	0	0	
Dec 22	at Houston*	P	1	0	1	0-0	0-0	0	0	0	
Dec 29	at Oakland*	P	1	0	1	0-0	0-0	0	0	0	
Regular Season Totals			14/10	47	36	83	1.5-11	1-0	4	1	0
ADDITIONAL STATISTICS: <i>Special-teams tackles — 1. Special-teams forced fumbles — 1.</i>											
Jan 12	vs. San Diego†	P	1	1	2	0-0	0-0	0	0	0	
Jan 19	vs. New England#	P	2	0	2	0-0	0-0	0	0	0	
Feb 2	vs. Seattle\$	P	1	2	3	0-0	0-0	0	0	0	
Postseason Totals			3/0	4	3	7	0-0	0-0	0	0	0

†AFC Divisional Playoff Game; #AFC Championship Game; \$Super Bowl XLVIII



Denver 49, Baltimore 27

Thursday, Sept. 5, 2013 • 7:13 p.m. MDT • Sports Authority Field at Mile High • Denver

WEATHER: Mostly Cloudy, Light Rain, 83°, Wind NW 7 mph • **TIME:** 3:38 • **ATTENDANCE:** 76,977

Behind an historic effort from quarterback Peyton Manning, the Denver Broncos defeated the reigning Super Bowl Champion Baltimore Ravens in the 2013 NFL Kickoff Game at Sports Authority Field at Mile High in front of 76,977 fans.

Manning, who matched an NFL record with seven touchdown passes and tied for the third-most passing yards (462) in club annals, made sure the Broncos came out on top against the team that eliminated them from the playoffs the previous year.

The heroics didn't happen immediately as a 33-minute weather delay pushed back the opening kickoff and the Broncos found themselves behind for much of the first half.

The Ravens scored the first points of the game on a 10-play, 80-yard drive that resulted in a two-yard touchdown pass from quarterback Joe Flacco to fullback Vonta Leach.

After being held scoreless in the first quarter, the Broncos were able to force a turnover deep in Ravens territory when cornerback Chris Harris intercepted Flacco at the Baltimore 24-yard line. On the next play, Manning threw a 24-yard touchdown pass to tight end Julius Thomas.

Baltimore and Denver traded scores on the next two series with a 1-yard rushing touchdown by Ravens running back Ray Rice and a 23-yard touchdown reception by Julius Thomas.

Baltimore entered halftime with a 17-14 lead after kicker Justin Tucker connected on a 25-yard field goal late in the second quarter.

The Broncos put up 28 unanswered points on four Manning touchdown passes to open the second half.

Manning's third touchdown came on a 28-yard throw to wide receiver Andre Caldwell. Newly acquired wideout Wes Welker was on the receiving end of Manning's fourth and fifth touchdown passes that put the Broncos up 35-17 entering the fourth quarter.

The Broncos were able to add another touchdown on a 26-yard touchdown reception by wide receiver Demaryius Thomas before the Ravens ended the scoring drought with a 13-yard touchdown reception by wide receiver Marlon Brown with 10:28 left in the fourth quarter.

Manning (27-of-42 passing, 141.1 rating) capped his record night with a 78-yard touchdown pass to Demaryius Thomas late in the fourth quarter to put the Broncos up 49-27.

In addition to scoring the most points ever against the Ravens franchise, the Broncos also produced just the second trio in NFL history to each score multiple receiving touchdowns in the same game (D. Thomas, J. Thomas, Welker).

Defensively, linebacker Shaun Phillips totaled 2.5 sacks (14 yds.) to represent the most quarterback takedowns by a player in his Broncos debut.

OFFICIALS:

Referee — Walt Coleman (65); **Umpire** — Roy Ellison (81); **Head Linesman** — Jerry Bergman (91); **Line Judge** — Rusty Baynes (59); **Side Judge** — Rick Patterson (15); **Field Judge** — Greg Gautreaux (80); **Back Judge** — Greg Yette (38); **Replay** — Bob Boylston.

DENVER BRONCOS

OFFENSE

WR 88 D. Thomas
LT 78 R. Clady
LG 68 Z. Beadles
C 66 M. Ramirez
RG 65 L. Vasquez
RT 74 O. Franklin
TE 80 J. Thomas
WR 87 E. Decker
WR 83 W. Welker
QB 18 P. Manning
RB 27 K. Moreno

DEFENSE

LDE 95 D. Wolfe
DT 99 K. Vickerson
NT 94 T. Knighton
RDE 91 R. Ayers
WLB 59 D. Trevathan
MLB 52 W. Woodyard
CB 25 C. Harris Jr.
LCB 32 T. Carter
RCB 45 D. Rodgers-Cromartie
SS 33 D. Ihenacho
FS 26 R. Moore

BRONCOS SUBSTITUTIONS: P 4 B.Colquitt, K 5 M.Prater, WR 11 T.Holliday, WR 12 A.Caldwell, S 20 M.Adams, RB 21 R.Hillman, RB 28 M.Ball, S 30 D.Bruton, S 31 O.Bolden, CB 36 K.Webster, LS 46 A.Brewer, LB 51 P.Lenon, MLB 53 S.Johnson, MLB 56 N.Irving, LB 57 A.Robinson, C 60 S.Vallos, T 75 C.Clark, TE 84 J.Tamme, TE 85 V.Green, SLB 90 S.Phillips, DT 92 S.Williams, DT 96 M.Unrein, DE 97 M.Jackson. **DID NOT PLAY:** QB 17 B.Osweiler. **INACTIVE:** QB 2 Z.Dysert, RB 22 C.Anderson, CB 23 Q.Jammer, CB 24 C.Bailey, G 72 J.Moffitt, G 73 C.Kuper, TE 81 J.Dreessen.

BALTIMORE RAVENS

OFFENSE

WR 82 T. Smith
LT 78 B. McKinnie
LG 72 K. Osemele
C 66 G. Gradkowski
RG 73 M. Yanda
RT 74 M. Oher
TE 84 E. Dickson
WR 14 M. Brown
QB 5 J. Flacco
FB 44 V. Leach
RB 27 R. Rice

DEFENSE

DE 99 C. Canty
NT 92 H. Ngata
RUSH 55 T. Suggs
WILL 56 J. Bynes
MIKE 51 D. Smith
SAM 58 E. Dumervil
CB 24 C. Graham
LCB 21 L. Webb
RCB 22 J. Smith
SS 32 J. Ihedigbo
FS 29 M. Huff

RAVENS SUBSTITUTIONS: P 4 S.Koch, K 9 J.Tucker, WR 12 J.Jones, CB 23 C.Brown, S 26 M.Elam, S 28 B.Trawick, RB 30 B.Pierce, FB 40 K.Juszczyk, S 41 A.Levine, LS 46 M.Cox, ILB 50 A.McClellan, LB 54 R.James, ILB 59 A.Brown, NT 62 T.Cody, C 68 A.Shipley, G/T 71 R.Wagner, WR 80 B.Stokley, TE 86 B.Bajama, TE 87 D.Clark, OLB 90 P.McPhee, OLB 91 C.Upshaw, DE 96 M.Spears. **DID NOT PLAY:** QB 2 T.Taylor, DE 93 D.Tyson. **INACTIVE:** WR 13 A.Mellette, G/T 76 J.Reid, G 77 R.Jensen, WR 83 D.Thompson, OLB 94 J.Simon, DT 97 A.Jones, DT 98 B.Williams.

		1	2	3	4	OT	TOTAL	FIELD GOALS (made () missed)
VISITOR	Baltimore Ravens	7	10	0	10	—	27	J. Tucker (25) (30)
HOME	Denver Broncos	0	14	21	14	—	49	

Team	Qtr	Clock Time	PLAY DESCRIPTION (Extra Point) (Drive Info)	SCORE Visitor Home
RAVENS	1	7:11	V. Leach 2 yd. pass from J. Flacco (J. Tucker kick) (10-80, 3:58)	7 0
BRONCOS	2	11:35	J. Thomas 24 yd. pass from P. Manning (M. Prater kick) (1-24, 0:05)	7 7
RAVENS	2	8:03	R. Rice 1 yd. run (J. Tucker kick) (1-1, 0:05)	14 7
BRONCOS	2	5:34	J. Thomas 23 yd. pass from P. Manning (M. Prater kick) (6-80, 2:29)	14 14
RAVENS	2	0:07	J. Tucker 25 yd. Field Goal (13-77, 3:12)	17 14
BRONCOS	3	12:30	A. Caldwell 28 yd. pass from P. Manning (M. Prater kick) (6-80, 2:30)	17 21
BRONCOS	3	10:28	W. Welker 5 yd. pass from P. Manning (M. Prater kick) (2-10, 0:40)	17 28
BRONCOS	3	6:37	W. Welker 2 yd. pass from P. Manning (M. Prater kick) (9-63, 2:29)	17 35
BRONCOS	4	13:13	D. Thomas 26 yd. pass from P. Manning (M. Prater kick) (5-56, 1:33)	17 42
RAVENS	4	10:28	M. Brown 13 yd. pass from J. Flacco (J. Tucker kick) (5-80, 1:38)	24 42
RAVENS	4	5:29	J. Tucker 30 yd. Field Goal (8-57, 2:38)	27 42
BRONCOS	4	4:30	D. Thomas 78 yd. pass from P. Manning (M. Prater kick) (3-80, 0:59)	27 49

FINAL INDIVIDUAL STATISTICS																					
Baltimore Ravens									Denver Broncos												
RUSHING	ATT		YDS	AVG		LG	TD		RUSHING	ATT		YDS	AVG		LG	TD					
R. Rice	12		36	3.0		12	1		K. Moreno	9		28	3.1		7	0					
B. Pierce	9		22	2.4		14	0		M. Ball	8		24	3.0		9	0					
									R. Hillman	4		15	3.8		7	0					
									P. Manning	2		-2	-1.0		-1	0					
TOTAL	21		58	2.8		14	1		TOTAL	23		65	2.8		9	0					
PASSING	ATT		CMP	YDS	TKD/ YD		TD	LG	IN	Rtg.	PASSING	ATT		CMP	YDS	TKD/ YD		TD	LG	IN	Rtg.
J. Flacco	62		34	362	4/27		2	34	2	69.4	P. Manning	42		27	462	3/17		7	78	0	141.1
TOTAL	62		34	362	4/27		2	34	2	69.4	TOTAL	42		27	462	3/17		7	78	0	141.1
PASS RECEIVING			NO	YDS	AVG		LG	TD		PASS RECEIVING			NO	YDS	AVG		LG	TD			
R. Rice			8	35	4.4		10	0		W. Welker			9	67	7.4		15	2			
D. Clark			7	87	12.4		31	0		D. Thomas			5	161	32.2		78	2			
T. Smith			4	92	23.0		34	0		J. Thomas			5	110	22.0		44	2			
M. Brown			4	65	16.3		23	1		K. Moreno			3	37	12.3		23	0			
B. Stokley			4	34	8.5		12	0		E. Decker			2	32	16.0		27	0			
J. Jones			3	24	8.0		13	0		R. Hillman			2	27	13.5		17	0			
V. Leach			3	12	4.0		6	1		A. Caldwell			1	28	28.0		28	1			
E. Dickson			1	13	13.0		13	0													
TOTAL			34	362	10.6		34	2		TOTAL			27	462	17.1		78	7			
INTERCEPTIONS			NO	YDS	AVG		LG	TD		INTERCEPTIONS			NO	YDS	AVG		LG	TD			
										D. Trevathan			1	29	29.0		29	0			
										C. Harris			1	0	0.0		0	0			
TOTAL			0	0	0.0		—	0		TOTAL			2	29	14.5		29	0			
PUNTING	NO		YDS	AVG		NET	TB	IN20	LG	PUNTING	NO		YDS	AVG		NET	TB	IN20	LG		
S. Koch	9		456	50.7		39.3	0	2	61	B. Colquitt	7		319	45.6		40.9	1	5	59		
[BLOCKED]	1		0			0.0	0	0	0												
TOTAL	10		456	45.6		39.3	0	2	61	TOTAL	7		319	45.6		40.9	1	5	59		
PUNT RETURNS			NO	YDS	AVG		FC	LG	TD	PUNT RETURNS			NO	YDS	AVG		FC	LG	TD		
L. Webb			1	13	13.0		4	13	0	T. Holliday			4	36	9.0		0	14	0		
[DOWNED]			1	0	0.0		0	0	0	W. Welker			2	27	13.5		1	27	0		
[TOUCHBACK]			1	0	0.0		0	0	0	[OUT OF BOUNDS]			2	0	0.0		0	0	0		
RETURNS			1	13	13.0		4	13	0	RETURNS			6	63	10.5		1	27	0		
KICKOFF RETURNS	NO		YDS	AVG		FC	LG	TD		KICKOFF RETURNS	NO		YDS	AVG		FC	LG	TD			
[TOUCHBACK]	8		0	0.0		0	0	0		[TOUCHBACK]	6		0	0.0		0	0	0			
RETURNS	0		0	0.0		0	0	0		RETURNS	0		0	0.0		0	0	0			
Baltimore Ravens									Denver Broncos												
FUMBLES	Fum	Lost	Own Rec.	Yds	TD	FF	Rec.	Yds	TD	Bnds	FUMBLES	Fum	Lost	Own Rec.	Yds	TD	FF	Rec.	Yds	TD	Bnds
J. Flacco	1	0	0	0	0	0	0	0	0	0	E. Decker	1	0	0	0	0	0	0	0	0	1
R. Wagner	0	0	1	0	0	0	0	0	0	0	D. Trevathan	1	1	0	0	0	0	0	0	0	1
J. Smith	0	0	0	0	0	0	1	0	0	0	W. Welker	1	1	0	0	0	0	0	0	0	0
M. Cox	0	0	0	0	0	0	0	1	0	0	S. Phillips	0	0	0	0	0	1	0	0	0	0
TOTAL	1	0	1	0	0	1	1	0	0	0	TOTAL	3	2	0	0	0	1	0	0	0	2

FINAL TEAM STATISTICS															
RAVENS								BRONCOS							
TOTAL FIRST DOWNS	24							24							
By Rushing	3							2							
By Passing	18							20							
By Penalty	3							2							
THIRD DOWN EFFICIENCY	8-22-36%							8-15-53%							
FOURTH DOWN EFFICIENCY	0-1-0%							0-0-0%							
TOTAL NET YARDS	393							510							
Total Offensive Plays (inc. times thrown passing)	87							68							
Average gain per offensive play	4.5							7.5							
NET YARDS RUSHING	58							65							
Total Rushing Plays	21							23							
Average gain per rushing play	2.8							2.8							
Tackles for a loss-number and yards	4-6							2-3							
NET YARDS PASSING	335							445							
Times thrown - yards lost attempting to pass	4-27							3-17							
Gross yards passing	362							462							
PASS ATTEMPTS-COMPLETIONS-HAD INTERCEPTED	62-34-2							42-27-0							
Avg gain per pass play (inc.# thrown passing)	5.1							9.9							
KICKOFFS Number-In End Zone-Touchbacks	6-6-6							8-8-8							
PUNTS Number and Average	10-45.6							7-45.6							
Had Blocked	1							0							
FGs - PATs Had Blocked	0-0							0-0							
Net Punting Average	39.3							40.9							
TOTAL RETURN YARDAGE (Not Including Kickoffs)	13							92							
No. and Yards Punt Returns	1-13							6-63							
No. and Yards Kickoff Returns	0-0							0-0							
No. and Yards Interception Returns	0-0							2-29							
PENALTIES Number and Yards	7-53							8-61							
FUMBLES Number and Lost	1-0							3-2							
TOUCHDOWNS	3							7							
Rushing	1							0							
Passing	2							7							
EXTRA POINTS Made-Attempts	3-3							7-7							
Kicking Made-Attempts	3-3							7-7							
FIELD GOALS Made-Attempts	2-2							0-0							
RED ZONE EFFICIENCY	3-5-60%							2-2-100%							
GOAL TO GO EFFICIENCY	2-3-67%							2-2-100%							
SAFETIES	0							0							
FINAL SCORE	27							49							
TIME OF POSSESSION	33:48							26:12							

BRONCOS DEFENSIVE STATISTICS																	
(Press Box Totals)																	
PLAYER	UT	A	TT	S-YDS	I-YDS	PD	FF	FR	PLAYER	UT	A	TT	S-YDS	I-YDS	PD	FF	FR
D. Ilerachio	11	1	12	0-0	0-0	3	0	0	K. Vickerson	2	0	2	0-0	0-0	0	0	0
W. Woodyard	5	5	10	0.5-4	0-0	1	0	0	T. Knighton	1	1	2	0-0	0-0	0	0	0
R. Moore	6	0	6	0-0	0-0	1	0	0	R. Ayers	1	0	1	1-9	0-0	0	0	0
D. Trevathan	4	0	4	0-0	1-29	2	0	0	K. Webster	1	0	1	0-0	0-0	1	0	0
S. Phillips	3	1	4	2.5-14	0-0	0	1	0	P. Lenon	1	0	1	0-0	0-0	0	0	0
T. Carter	3	1	4	0-0	0-0	4	0	0	S. Williams	1	0	1	0-0	0-0	0	0	0
N. Irving	3	1	4	0-0	0-0	0	0	0	M. Unrein	0	1	1	0-0	0-0	0	0	0
D. Wolfe	3	1	4	0-0	0-0	0	0	0	M. Jackson	0	1	1	0-0	0-0	0	0	0
C. Harris Jr.	3	0	3	0-0	1-0	1	0	0	TEAM TOTALS	50	13	63	4-27	2-29	14	1	0
M. Adams	2	0	2	0-0	0-0	1	0	0									



Denver 41, N.Y. Giants 23

Sunday, Sept. 15, 2013 • 4:25 p.m. EDT • MetLife Stadium • East Rutherford, N.J.

WEATHER: Mostly Sunny, 70°, Wind SSW 3 mph • **TIME:** 3:20 • **ATTENDANCE:** 81,285

The Denver Broncos tied a franchise record with their seventh consecutive road win in a 41-23 victory over the New York Giants at MetLife Stadium in East Rutherford, N.J.

In perhaps the final regular-season meeting between Broncos quarterback Peyton Manning and his younger brother, Giants quarterback Eli Manning, the elder signal caller came out on top for the third time in three tries.

After tying the NFL record with seven touchdown passes in Week One, Peyton Manning etched his name in the record books again by surpassing 60,000 career passing yards on Denver's first offensive drive. He became the third NFL player (and the fastest) to reach that milestone.

Denver's initial 90-yard drive did not lead to points as rookie running back Montee Ball fumbled on the Giants' 5-yard line and safety Ryan Mundy recovered the ball in the end zone for a touchback.

New York was able to capitalize on the turnover when kicker Josh Brown connected on a 36-yard field goal that put the Giants up 3-0 mid way through the first quarter.

Denver put their first points on the board on the second play of the second quarter as running back Knowshon Moreno took a toss out of the backfield and ran 20 yards for a touchdown. The play marked the first of two scoring runs from the New Jersey native who racked up 93 yards on 13 carries (7.2 avg.).

Eli Manning led New York on two scoring drives of 37 yards each that both resulted in Brown field goals (24 and 41 yds.).

Peyton Manning, who finished the game completing 30-of-43 passes (69.8%) for 307 yards with two touchdowns (105.5 rtg.), conducted an efficient two-minute drill at the end of second quarter to set up a 42-yard field goal by kicker Matt Prater to put Denver up 10-9 at halftime.

After forcing a punt on New York's first offensive series of the second half, Manning led the Broncos on a 9-play, 53-yard drive, capping the series with a 2-yard touchdown pass to wide receiver Wes Welker.

Both teams traded touchdowns, and the Broncos led 24-16 entering the fourth quarter.

On the first play of the fourth frame, cornerback Chris Harris recorded the first of three Broncos interceptions in the final quarter, corralling a pass deflection from cornerback Tony Carter. The turnover led to an 11-yard touchdown reception by tight end Julius Thomas.

Wide receiver Trindon Holliday returned a Giants punt 81 yards for a score midway through the fourth quarter to put the game out of reach, and the defense notched two late takeaways to preserve the 41-26 win.

OFFICIALS:

Referee — Gene Steratore (114); **Umpire** — Bill Schuster (129); **Head Linesman** — Wayne Mackie (106); **Line Judge** — Gary Arthur (108); **Side Judge** — Mike Weatherford (116); **Field Judge** — Bob Waggoner (25); **Back Judge** — Dino Paganelli (105); **Replay** — Paul Weidner.

DENVER BRONCOS

OFFENSE

WR 88 D. Thomas
LT 78 R. Clady
LG 68 Z. Beadles
C 66 M. Ramirez
RG 65 L. Vasquez
RT 74 O. Franklin
TE 80 J. Thomas
WR 87 E. Decker
WR 83 W. Welker
QB 18 P. Manning
RB 27 K. Moreno

DEFENSE

LDE 95 D. Wolfe
DT 99 K. Vickerson
NT 94 T. Knighton
RDE 90 S. Phillips
SLB 56 N. Irving
MLB 52 W. Woodyard
WLB 59 D. Trevathan
LCB 25 C. Harris Jr.
RCB 45 D. Rodgers-Cromartie
SS 33 D. Ihenacho
FS 26 R. Moore

BRONCOS SUBSTITUTIONS: P 4 B.Colquitt, K 5 M.Prater, WR 11 T.Holliday, WR 12 A.Caldwell, S 20 M.Adams, RB 21 R.Hillman, RB 28 M.Ball, S 30 D.Bruton, S 31 O.Bolden, CB 32 T.Carter, CB 36 K.Webster, LS 46 A.Brewer, LB 51 P.Lenon, MLB 53 S.Johnson, LB 57 A.Robinson, C 60 S.Vallos, T 75 C.Clark, TE 84 J.Tamme, TE 85 V.Green, DE 91 R.Ayers, DT 92 S.Williams, DT 96 M.Unrein, DE 97 M.Jackson. **DID NOT PLAY:** QB 17 B.Osweller. **INACTIVE:** QB 2 Z.Dysert, RB 22 C.Anderson, CB 23 Q.Jammer, CB 24 C.Bailey, G 72 J.Moffitt, G 73 C.Kuper, TE 81 J.Dreessen.

NEW YORK GIANTS

OFFENSE

WR 88 H. Nicks
LT 65 W. Beatty
LG 77 K. Boothe
C 64 D. Baas
RG 76 C. Snee
RT 72 J. Pugh
TE 83 B. Myers
WR 80 V. Cruz
QB 10 E. Manning
FB 45 H. Hynoski
RB 22 D. Wilson

DEFENSE

LDE 91 J. Tuck
LDT 97 L. Joseph
RDT 99 C. Jenkins
RDE 94 M. Kiwanuka
SLB 57 J. Williams
WLB 52 S. Paysinger
DB 24 T. Thomas
LCB 23 C. Webster
RCB 20 P. Amukamara
SS 26 A. Rolle
FS 21 R. Mundy

GIANTS SUBSTITUTIONS: K 3 J.Brown, P 5 S.Weatherford, WR 12 J.Jernigan, WR 18 L.Murphy, CB 28 J.Hosley, S 30 C.Taylor, CB 31 A.Ross, RB 33 D.Scott, RB 34 B.Jacobs, CB 38 T.McBride, LS 51 Z.DeOssie, LB 55 K.Rivers, LB 58 M.Herzlich, C 63 J.Cordle, DE 69 J.Trattou, T 73 J.Brewer, WR 82 R.Randle, TE 84 L.Donnell, TE 86 B.Pascoe, DE 90 J.Pierre-Paul, DT 93 M.Patterson, DT 95 S.Rogers, DE 98 D.Moore. **DID NOT PLAY:** QB 17 C.Painter. **INACTIVE:** QB 9 R.Nassib, RB 29 M.Cox, LB 59 A.Bradford, T 66 D.Diehl, G 67 B.Mosley, TE 81 A.Robinson, DT 96 J.Hankins.

		1	2	3	4	OT	TOTAL	FIELD GOALS (made () missed)	
VISITOR	Denver Broncos	0	10	14	17	—	41	M. Prater	(42) (47)
HOME	New York Giants	3	6	7	7	—	23	J. Brown	(36) (24) (41)

Team	Qtr	Clock Time	PLAY DESCRIPTION (Extra Point) (Drive Info)	SCORE Visitor	Home
GIANTS	1	7:41	J. Brown 36 yd. Field Goal (7-62, 3:09)	0	3
BRONCOS	2	14:22	K. Moreno 20 yd. run (M. Prater kick) (4-40, 0:48)	7	3
GIANTS	2	6:53	J. Brown 24 yd. Field Goal (6-37, 2:31)	7	6
GIANTS	2	2:19	J. Brown 41 yd. Field Goal (7-37, 3:46)	7	9
BRONCOS	2	0:47	M. Prater 42 yd. Field Goal (8-56, 1:32)	10	9
BRONCOS	3	8:58	W. Welker 2 yd. pass from P. Manning (M. Prater kick) (9-53, 4:28)	17	9
GIANTS	3	3:08	B. Jacobs 1 yd. run (J. Brown kick) (9-81, 5:50)	17	16
BRONCOS	3	0:25	K. Moreno 25 yd. run (M. Prater kick) (7-80, 2:43)	24	16
BRONCOS	4	12:19	J. Thomas 11 yd. pass from P. Manning (M. Prater kick) (5-36, 2:34)	31	16
BRONCOS	4	10:13	T. Holliday 81 yd. punt return (M. Prater kick)	38	16
GIANTS	4	3:59	D. Scott 23 yd. pass from E. Manning (J. Brown kick) (4-71, 1:13)	38	23
BRONCOS	4	2:38	M. Prater 47 yd. Field Goal (7-15, 1:21)	41	23



Denver 37, Oakland 21

Monday, Sept. 23, 2013 • 6:40 p.m. MDT • Sports Authority Field at Mile High • Denver

WEATHER: Mostly Clear, 64°, Wind NW 16 mph • **TIME:** 3:02 • **ATTENDANCE:** 76,978

The Denver Broncos tied a franchise record with their 14th consecutive regular season win after defeating the Oakland Raiders 37-21 at Sports Authority Field at Mile High.

While improving to 3-0 for the 12th time in franchise history, the Broncos got the better of their AFC West rivals in record-setting fashion. Quarterback Peyton Manning led the Broncos on an 8-play 55-yard opening drive that resulted in a 2-yard touchdown pass to wide receiver Eric Decker for the game's first points. Decker would finish the game with eight receptions for 133 yards (16.6 avg.).

Denver's defense overwhelmed Oakland much of the first half as the Raiders were forced to punt on their first four possessions. Broncos defensive end Robert Ayers wreaked havoc in the Raiders' backfield most of the game and finished with a career-high two sacks.

After a 53-yard field goal by kicker Matt Prater and another defensive stand by the Broncos defense, Manning was able to orchestrate a 10-play 80-yard scoring drive. He completed all five pass attempts on the series for 55 yards, concluding with a 12-yard touchdown pass to wide receiver Wes Welker.

Oakland's first points of the game came with 6:11 left in the first half when quarterback Terrelle Pryor connected on a 73-yard pass to wide receiver Denarius Moore.

The Broncos wasted little time reacting to the Raiders' score as Manning (32-of-37 passing for 374 yards and three touchdowns) completed a 61-yard pass to Decker on the first play of the resulting series to put Denver deep in Oakland territory. Three plays later, tight end Julius Thomas caught a 13-yard touchdown pass to give Denver a 24-7 lead.

The score was Manning's 12th touchdown pass of the year and made him the first quarterback in NFL history to reach that total just three games into a season.

Prater connected on a 41-yard field goal on Denver's next possession to give the Broncos a 27-7 halftime lead.

Denver's running game was the main attraction of the second half as the Broncos running back committee racked up 111 rushing yards after registering only 55 yards through the first two quarters. Tailbacks Ronnie Hillman (9 att., 66 yards, TD), Montee Ball (11 att., 61 yards) and Knowshon Moreno (12 att., 39 yards) carried the load and helped run down the clock much of the second half.

After a 40-yard field goal from Prater, Oakland was able to conduct their second scoring drive of the game. Pryor (19-of-28 for 281 yards and one touchdown) led the Raiders on a 6-play 70-yard drive, which culminated with a 16-yard touchdown reception from Pryor to fullback Marcel Reece.

In the fourth quarter, Hillman helped secure the Broncos victory with a 1-yard rushing touchdown which led to the 37-21 win.

OFFICIALS:

Referee — Jerome Boger (23); **Umpire** — Tony Michalek (115); **Head Linesman** — Ed Camp (134); **Line Judge** — Tom Stephan (68); **Side Judge** — Allen Baynes (56); **Field Judge** — Dyrrol Prioleau (109); **Back Judge** — Tony Steratore (112); **Replay** — Carl Madsen.

DENVER BRONCOS

OFFENSE

WR 88 D. Thomas
LT 75 C. Clark
LG 68 Z. Beadles
C 66 M. Ramirez
RG 65 L. Vasquez
RT 74 O. Franklin
TE 80 J. Thomas
WR 87 E. Decker
WR 83 W. Welker
QB 18 P. Manning
RB 27 K. Moreno

DEFENSE

LDE 95 D. Wolfe
DT 99 K. Vickerson
NT 94 T. Knighton
RDE 91 R. Ayers
CB 25 C. Harris Jr.
MLB 52 W. Woodyard
WLB 59 D. Trevathan
LCB 32 T. Carter
RCB 45 D. Rodgers-Cromartie
SS 33 D. Ihenacho
FS 26 R. Moore

BRONCOS SUBSTITUTIONS: P 4 B.Colquitt, K 5 M.Prater, WR 11 T.Holliday, WR 12 A.Caldwell, S 20 M.Adams, RB 21 R.Hillman, RB 28 M.Ball, S 30 D.Bruton, S 31 O.Bolden, CB 36 K.Webster, LS 46 A.Brewer, LB 51 P.Lenon, MLB 53 S.Johnson, MLB 56 N.Irving, LB 57 A.Robinson, C 60 S.Vallos, G 72 J.Moffitt, TE 84 J.Tamme, TE 85 V.Green, SLB 90 S.Phillips, DT 92 S.Williams, DT 96 M.Unrein, DE 97 M.Jackson. **DID NOT PLAY:** QB 17 B.Osweiler. **INACTIVE:** QB 2 Z.Dysert, RB 22 C.Anderson, CB 23 Q.Jammer, CB 24 C.Bailey, G 73 C.Kuper, T 77 W.Justice, TE 81 J.Dreessen.

OAKLAND RAIDERS

OFFENSE

WR 17 D. Moore
WR 19 B. Butler
LT 69 K. Barnes
LG 64 A. Gurode
C 61 S. Wisniewski
RG 65 M. Brisiel
RT 79 T. Pashos
WR 80 R. Streater
QB 2 T. Pryor
FB 45 M. Reece
RB 20 D. McFadden

DEFENSE

LE 93 J. Hunter
DT 98 V. Walker
NT 90 P. Sims
RE 99 L. Houston
WLB 94 Ke. Burnett
MLB 53 N. Roach
CB 23 T. Porter
LCB 21 M. Jenkins
RCB 25 D. Hayden
SS 29 B. Ross
FS 24 C. Woodson

RAIDERS SUBSTITUTIONS: P 7 M.King, K 11 S.Janikowski, WR 12 J.Ford, QB 15 M.Flynn, CB 22 T.Jones, S 26 U.Young, RB 27 R.Jennings, CB 28 P.Adams, RB 32 J.Stewart, CB 35 C.Chekwa, FB/RB 49 J.Olawale, LB 50 K.Maiava, DE 58 R.Robinson, LS 59 J.Condo, G 63 L.Mady, T 73 M.McCants, DL 75 B.Sanford, TE 81 M.Rivera, TE 85 J.Mastrud, TE 88 N.Kasa, DE 91 J.Crawford, DT 92 S.McGee, LB 95 K.Burnett, DT 96 C.Bilukidi. **INACTIVE:** QB 14 M.McGloin, S 33 T.Branch, LB 55 S.Moore, T 71 M.Watson, G 74 A.McClain, G 76 L.Nix, WR 84 J.Criner.

		1	2	3	4	OT	TOTAL	FIELD GOALS (made () missed)		
VISITOR	Oakland Raiders	0	7	7	7	—	21			
HOME	Denver Broncos	10	17	3	7	—	37	M. Prater	(53)	(41) (40)
Team	Qtr	Clock Time	PLAY DESCRIPTION (Extra Point) (Drive Info)					SCORE		
								Visitor	Home	
BRONCOS	1	10:28	E. Decker 2 yd. pass from P. Manning (M. Prater kick) (8-55, 3:23)					0	7	
BRONCOS	1	0:47	M. Prater 53 yd. Field Goal (6-24, 3:42)					0	10	
BRONCOS	2	7:27	W. Welker 12 yd. pass from P. Manning (M. Prater kick) (10-80, 4:35)					0	17	
RAIDERS	2	5:57	D. Moore 73 yd. pass from T. Pryor (S. Janikowski kick) (3-80, 1:30)					7	17	
BRONCOS	2	3:40	J. Thomas 13 yd. pass from P. Manning (M. Prater kick) (4-80, 2:17)					7	24	
BRONCOS	2	0:19	M. Prater 41 yd. Field Goal (7-38, 1:30)					7	27	
BRONCOS	3	8:41	M. Prater 40 yd. Field Goal (13-55, 6:19)					7	30	
RAIDERS	3	0:17	M. Reece 16 yd. pass from D. McFadden (S. Janikowski kick) (6-70, 2:26)					14	30	
BRONCOS	4	11:27	R. Hillman 1 yd. run (M. Prater kick) (8-80, 3:50)					14	37	
RAIDERS	4	1:15	D. McFadden 1 yd. run (S. Janikowski kick) (4-20, 1:04)					21	37	

FINAL INDIVIDUAL STATISTICS																					
Oakland Raiders									Denver Broncos												
RUSHING	ATT	YDS	AVG	LG	TD	RUSHING	ATT	YDS	AVG	LG	TD	RUSHING	ATT	YDS	AVG	LG	TD				
T. Pryor	4	36	9.0	23	0	R. Hillman	9	66	7.3	19	1	T. Pryor	4	36	9.0	23	0				
D. McFadden	12	9	0.8	5	1	M. Ball	11	61	5.5	12	0	D. McFadden	12	9	0.8	5	1				
J. Ford	1	4	4.0	4	0	K. Moreno	12	39	3.3	9	0	J. Ford	1	4	4.0	4	0				
						P. Manning	3	-2	-0.7	0	0										
TOTAL	17	49	2.9	23	1	TOTAL	35	164	4.7	19	1	TOTAL	17	49	2.9	23	1				
PASSING	ATT	CMP	YDS	TKD/YD	TD	LG	IN	Rtg.	PASSING	ATT	CMP	YDS	TKD/YD	TD	LG	IN	Rtg.				
T. Pryor	28	19	281	3/23	1	73	0	112.4	P. Manning	37	32	374	1/2	3	61	0	135.8				
M. Flynn	2	1	19	0/0	0	19	0	83.3													
D. McFadden	1	1	16	0/0	1	16	0	158.3													
TOTAL	31	21	316	3/23	2	73	0	122.5	TOTAL	37	32	374	1/2	3	61	0	135.8				
PASS RECEIVING	NO	YDS	AVG	LG	TD																
D. Moore	6	124	20.7	73	1	D. Thomas	10	94	9.4	22	0										
M. Reece	4	45	11.3	19	1	E. Decker	8	133	16.6	61	1										
B. Butler	3	54	18.0	29	0	W. Welker	7	84	12.0	32	1										
R. Streater	3	42	14.0	28	0	J. Thomas	3	37	12.3	14	1										
M. Rivera	2	21	10.5	20	0	R. Hillman	1	12	12.0	12	0										
R. Jennings	2	15	7.5	14	0	K. Moreno	1	6	6.0	6	0										
J. Ford	1	15	15.0	15	0	J. Tamme	1	5	5.0	5	0										
						V. Green	1	3	3.0	3	0										
TOTAL	21	316	15.0	73	2	TOTAL	32	374	11.7	61	3										
INTERCEPTIONS	NO	YDS	AVG	LG	TD																
TOTAL	0	0	0.0	—	0	INTERCEPTIONS	NO	YDS <td>AVG<td>LG<td>TD</td><td colspan="6"></td></td></td>	AVG <td>LG<td>TD</td><td colspan="6"></td></td>	LG <td>TD</td> <td colspan="6"></td>	TD										
						TOTAL	0	0	0.0	—	0										
PUNTING	NO	YDS	AVG	NET	TB	IN20	LG	PUNTING	NO	YDS	AVG	NET	TB	IN20	LG						
M. King	6	315	52.5	43.5	1	0	66	B. Colquitt	1	37	37.0	37.0	0	1	37						
TOTAL	6	315	52.5	43.5	1	0	66	TOTAL	1	37	37.0	37.0	0	1	37						
PUNT RETURNS	NO	YDS	AVG	FC	LG	TD	PUNT RETURNS	NO	YDS	AVG	FC	LG	TD								
P. Adams	0	0	0.0	1	0	0	T. Holliday	3	34	11.3	1	20	0								
							[OUT OF BOUNDS]	1	0	0.0	0	0	0								
							[TOUCHBACK]	1	0	0.0	0	0	0								
RETURNS	0	0	0.0	1	0	0	RETURNS	3	34	11.3	1	20	0								
KICKOFF RETURNS	NO	YDS	AVG	FC	LG	TD	KICKOFF RETURNS	NO	YDS	AVG	FC	LG	TD								
J. Ford	2	45	22.5	0	28	0	M. Unrein	1	8	8.0	0	8	0								
[TOUCHBACK]	6	0	0.0	0	0	0	[TOUCHBACK]	2	0	0.0	0	0	0								
RETURNS	2	45	22.5	0	28	0	RETURNS	1	8	8.0	0	8	0								
Oakland Raiders	Own				Opp.				Out	Denver Broncos	Own				Opp.				Out		
FUMBLES	Fum	Lost	Rec.	Yds	TD	FF	Rec.	Yds	TD	Bnds	FUMBLES	Fum	Lost	Rec.	Yds	TD	FF	Rec.	Yds	TD	Bnds
S. Wisniewski	1	0	0	0	0	0	0	0	0	0	P. Manning	2	1	1	-2	0	0	0	0	0	0
T. Pryor	0	0	1	0	0	0	0	0	0	0	M. Ball	1	1	0	0	0	0	0	0	0	0
Ke. Burnett	0	0	0	0	0	1	0	0	0	0											
L. Houston	0	0	0	0	0	1	0	0	0	0											
J. Hunter	0	0	0	0	0	0	1	15	0	0											
M. Jenkins	0	0	0	0	0	0	1	20	0	0											

FINAL TEAM STATISTICS									
	RAIDERS		BRONCOS			RAIDERS		BRONCOS	
TOTAL FIRST DOWNS		13		31	FGs - PATs Had Blocked		0-0		0-0
By Rushing		2		9	Net Punting Average		43.5		37.0
By Passing		11		20	TOTAL RETURN YARDAGE (Not Including Kickoffs)		0		34
By Penalty		0		2	No. and Yards Punt Returns		0-0		3-34
THIRD DOWN EFFICIENCY	5-12-42%		5-9-56%		No. and Yards Kickoff Returns		2-45		1-8
FOURTH DOWN EFFICIENCY	0-1-0%		0-0-0%		No. and Yards Interception Returns		0-0		0-0
TOTAL NET YARDS		342		536	PENALTIES Number and Yards		8-77		5-40
Total Offensive Plays (inc. times thrown passing)		51		73	FUMBLES Number and Lost		1-0		3-2
Average gain per offensive play		6.7		7.3	TOUCHDOWNS		3		4
NET YARDS RUSHING		49		164	Rushing		1		1
Total Rushing Plays		17		35	Passing		2		3
Average gain per rushing play		2.9		4.7	EXTRA POINTS Made-Attempts		3-3		4-4
Tackles for a loss-number and yards	4-11		0-0		Kicking Made-Attempts		3-3		4-4
NET YARDS PASSING		293		372	FIELD GOALS Made-Attempts		0-0		3-3
Times thrown - yards lost attempting to pass	3-23		1-2		RED ZONE EFFICIENCY	2-3-67%		4-6-67%	
Gross yards passing		316		374	GOAL TO GO EFFICIENCY	1-2-50%		2-2-100%	
PASS ATTEMPTS-COMPLETIONS-HAD INTERCEPTED	31-21-0		37-32-0		SAFETIES		0		0
Avg gain per pass play (inc.# thrown passing)		8.6		9.8	FINAL SCORE		21		37
KICKOFFS Number-In End Zone-Touchbacks	4-2-2		8-8-6		TIME OF POSSESSION		24:36		35:24
PUNTS Number and Average	6-52.5		1-37.0						
Had Blocked		0		0					



Denver 52, Philadelphia 20

Sunday, Sept. 29, 2013 • 2:25 p.m. MDT • Sports Authority Field at Mile High • Denver

WEATHER: Partly Cloudy, 76°, Wind NE 8 mph • **TIME:** 3:01 • **ATTENDANCE:** 77,002

The Denver Broncos set a franchise single-game scoring mark with their 52-20 win over the Philadelphia Eagles.

Playing in front of the third-largest crowd (77,002) at Sports Authority Field at Mile High, the Broncos set the tone early by forcing a three-and-out by the potent Eagles offense on its first possession.

Broncos quarterback Peyton Manning followed up with a 9-play 74-yard opening drive that resulted in a 6-yard touchdown pass to wide receiver Wes Welker.

On Philadelphia's second possession the Eagles were able to take advantage of a 65-yard drive and kicker Alex Henery connected on a 35-yard field goal.

On the ensuing kickoff, Broncos wide receiver Trindon Holliday caught the ball deep in Denver's end zone and returned it 105 yards for a touchdown to increase the Broncos' lead to 14-3.

Philadelphia scored 10-unanswered points early in the second quarter on a 25-yard field goal by Henery and a 4-yard rushing touchdown by running back Chris Polk to close to within one point of Denver, 14-13.

Broncos running back Knowshon Moreno answered with his third touchdown of the season on a 4-yard run and Denver entered halftime with a 21-13 lead.

After surrendering 271 total yards in the first half, the Broncos defense contained the Eagles offense most of the third and fourth quarters. Denver's offense took advantage of the defense's stout play and was able to record 31-unanswered points to open the second half.

On each of Denver's first two possessions, Manning threw touchdowns passes to wide receiver Demaryius Thomas. Manning, who completed 28-of-34 passes (82.4%) for 327 yards with four touchdowns (146.0 rtg.), set an NFL record on his third touchdown pass of the game as he became the first player in league history to throw 15 touchdowns through the first four games of a season.

Manning was able to extend his record at the end of the third quarter as he completed a 4-yard touchdown pass to Welker and increased his total touchdowns thrown to 16 for the season.

Denver racked up 18 first downs and 214 yards in their 21-point third quarter without running a third down play.

In the fourth quarter, Denver's special teams was able to capitalize again as linebacker Steven Johnson blocked a Philadelphia punt and returned it 17 yards for a touchdown.

Linebacker Danny Trevathan led the Broncos with 10 tackles as the defense held the Eagles to 179 total yards and eight first downs in the second half.

Philadelphia scored their only points of the second half on a 6-yard touchdown reception by wide receiver Jeff Maehl with 4:35 left in the fourth quarter and Denver went on to win 52-20.

OFFICIALS:

Referee — Pete Morelli (135); **Umpire** — Darrell Jenkins (76); **Head Linesman** — Dana McKenzie (8); **Line Judge** — Carl Johnson (101); **Side Judge** — Rob Vernatchi (75); **Field Judge** — Jon Lucivansky (89); **Back Judge** — Dale Shaw (104); **Replay** — Tommy Moore.

DENVER BRONCOS

OFFENSE

WR 88 D. Thomas
LT 75 C. Clark
LG 68 Z. Beadles
C 66 M. Ramirez
RG 65 L. Vasquez
RT 74 O. Franklin
TE 80 J. Thomas
WR 87 E. Decker
WR 83 W. Welker
QB 18 P. Manning
RB 27 K. Moreno

DEFENSE

LDE 95 D. Wolfe
DT 99 K. Vickerson
NT 94 T. Knighton
RDE 90 S. Phillips
SLB 56 N. Irving
MLB 52 W. Woodyard
WLB 59 D. Trevathan
LCB 25 C. Harris Jr.
RCB 45 D. Rodgers-Cromartie
SS 33 D. Ihenacho
FS 26 R. Moore

BRONCOS SUBSTITUTIONS: P 4 B.Colquitt, K 5 M.Prater, WR 11 T.Holliday, WR 12 A.Caldwell, QB 17 B.Osweller, S 20 M.Adams, RB 21 R.Hillman, CB 23 Q.Jammer, RB 28 M.Ball, S 30 D.Bruton, S 31 O.Bolden, CB 32 T.Carter, CB 36 K.Webster, LS 46 A.Brewer, MLB 53 S.Johnson, LB 57 A.Robinson, C 60 S.Vallos, G 72 J.Moffitt, TE 81 J.Dreessen, TE 84 J.Tamme, TE 85 V.Green, DE 91 R.Ayers, DT 96 M.Unrein, DE 97 M.Jackson. **INACTIVE:** QB 2 Z.Dysert, RB 22 C.Anderson, CB 24 C.Bailey, LB 51 P.Lenon, G 73 C.Kuper, T 77 W.Justice, DT 92 S.Williams.

PHILADELPHIA EAGLES

OFFENSE

WR 14 R. Cooper
LT 71 J. Peters
LG 69 E. Mathis
C 62 J. Kelce
RG 79 T. Herremans
RT 65 L. Johnson
TE 87 B. Celek
TE 86 Z. Ertz
WR 10 D. Jackson
QB 7 M. Vick
RB 25 L. McCoy

DEFENSE

LDE 72 C. Thornton
RDE 91 F. Cox
LOLB 98 C. Barwin
ILB 59 D. Ryans
ILB 95 M. Kendricks
ROLB 58 T. Cole
LCB 24 B. Fletcher
RCB 26 C. Williams
SS 29 N. Allen
FS 28 E. Wolff
CB 22 B. Boykin

EAGLES SUBSTITUTIONS: K 6 A.Henery, P 8 D.Jones, QB 9 N.Foles, WR 13 D.Johnson, CB 21 R.Carmichael, S 30 C.Anderson, RB 32 C.Polk, CB 33 J.Poyer, RB 34 B.Brown, S 42 K.Coleman, LS 46 J.Dorenbos, LB 50 C.Matthews, LB 53 N.Goode, LB 54 J.Knott, LB 55 B.Graham, C/G 61 J.Vandervelde, DE 75 V.Curry, G/T 76 A.Barbre, WR 81 J.Avant, TE 85 J.Casey, WR 88 J.Maehl, DE 90 C.Geathers, DT 96 B.Logan, DT 97 I.Sopoaga. **INACTIVE:** QB 2 M.Barkley, S 23 P.Chung, CB 31 S.Prater, T 64 M.Tobin, T 67 D.Kelly, DE 77 D.Square, TE 82 E.Igwenagu.

		1	2	3	4	OT	TOTAL	FIELD GOALS (made () missed)	
VISITOR	Philadelphia Eagles	3	10	0	7	—	20	A. Henery	(35) (25) 46WR
HOME	Denver Broncos	14	7	21	10	—	52	M. Prater	(53)

Team	Qtr	Clock Time	PLAY DESCRIPTION (Extra Point) (Drive Info)	SCORE Visitor	Home
BRONCOS	1	10:19	W. Welker 6 yd. pass from P. Manning (M. Prater kick) (9-74, 3:52)	0	7
EAGLES	1	6:03	A. Henery 35 yd. Field Goal (11-65, 4:16)	3	7
BRONCOS	1	5:50	T. Holliday 105 yd. kickoff return (M. Prater kick) (0-0, 0:13)	3	14
EAGLES	2	14:18	A. Henery 25 yd. Field Goal (15-73, 6:32)	6	14
EAGLES	2	11:06	C. Polk 4 yd. run (A. Henery kick) (7-64, 2:10)	13	14
BRONCOS	2	5:05	K. Moreno 4 yd. run (M. Prater kick) (11-80, 6:01)	13	21
BRONCOS	3	9:54	D. Thomas 1 yd. pass from P. Manning (M. Prater kick) (10-80, 5:06)	13	28
BRONCOS	3	5:10	D. Thomas 15 yd. pass from P. Manning (M. Prater kick) (8-80, 3:12)	13	35
BRONCOS	3	0:22	W. Welker 4 yd. pass from P. Manning (M. Prater kick) (7-65, 3:35)	13	42
BRONCOS	4	13:54	S. Johnson 17 yd. return of blocked punt (M. Prater kick)	13	49
BRONCOS	4	6:53	M. Prater 53 yd. Field Goal (7-30, 3:49)	13	52
EAGLES	4	4:35	J. Maehl 6 yd. pass from N. Foles (A. Henery) (7-80, 2:18)	20	52

FINAL INDIVIDUAL STATISTICS																			
Philadelphia Eagles									Denver Broncos										
RUSHING		ATT	YDS	AVG	LG	TD	RUSHING		ATT	YDS	AVG	LG	TD						
L. McCoy		16	73	4.6	15	0	K. Moreno		12	78	6.5	17	1						
M. Vick		8	41	5.1	13	0	R. Hillman		11	36	3.3	10	0						
C. Polk		3	33	11.0	28	1	M. Ball		8	24	3.0	6	0						
B. Brown		8	19	2.4	9	0	B. Osweiler		2	3	1.5	4	0						
TOTAL		35	166	4.7	28	1	TOTAL		33	141	4.3	17	1						
PASSING		ATT	CMP	YDS	TKD/ YD	TD	LG	IN	Rtg.	PASSING		ATT	CMP	YDS	TKD/ YD	TD	LG	IN	Rtg.
M. Vick		27	14	248	3/13	0	38	0	83.6	P. Manning		34	28	327	1/6	4	52	0	146.0
N. Foles		4	3	49	0/0	1	37	0	155.2	B. Osweiler		3	2	10	0/0	0	5	0	71.5
TOTAL		31	17	297	3/13	1	38	0	98.5	TOTAL		37	30	337	1/6	4	52	0	140.7
PASS RECEIVING				NO	YDS	AVG	LG	TD	PASS RECEIVING				NO	YDS	AVG	LG	TD		
B. Celek				3	57	19.0	27	0	D. Thomas				9	86	9.6	15	2		
J. Maehl				2	43	21.5	37	1	W. Welker				7	76	10.9	33	2		
B. Brown				2	41	20.5	35	0	E. Decker				5	88	17.6	52	0		
D. Jackson				2	34	17.0	20	0	J. Thomas				4	43	10.8	13	0		
R. Cooper				2	25	12.5	15	0	R. Hillman				2	21	10.5	14	0		
C. Polk				2	19	9.5	13	0	K. Moreno				1	13	13.0	13	0		
Z. Ertz				1	38	38.0	38	0	A. Caldwell				1	5	5.0	5	0		
L. McCoy				1	21	21.0	21	0	V. Green				1	5	5.0	5	0		
J. Casey				1	12	12.0	12	0											
J. Avant				1	7	7.0	7	0											
TOTAL				17	297	17.5	38	1	TOTAL				30	337	11.2	52	4		
INTERCEPTIONS				NO	YDS	AVG	LG	TD	INTERCEPTIONS				NO	YDS	AVG	LG	TD		
TOTAL				0	0	0.0	—	0	TOTAL				0	0	0.0	—	0		
PUNTING		NO	YDS	AVG	NET	TB	IN20	LG	PUNTING		NO	YDS	AVG	NET	TB	IN20	LG		
D. Jones		4	191	47.8	30.2	2	0	54	B. Colquitt		2	92	46.0	35.5	0	1	60		
[BLOCKED]		1	0		0.0	0	0	0											
TOTAL		5	191	38.2	30.2	2	0	54	TOTAL		2	92	46.0	35.5	0	1	60		
PUNT RETURNS		NO	YDS	AVG	FC	LG	TD	PUNT RETURNS		NO	YDS	AVG	FC	LG	TD				
D. Johnson		1	21	21.0	1	21	0	T. Holliday		2	0	0.0	0	0	0				
								[TOUCHBACK]		2	0	0.0	0	0	0				
RETURNS		1	21	21.0	1	21	0	RETURNS		2	0	0.0	0	0	0				
KICKOFF RETURNS		NO	YDS	AVG	FC	LG	TD	KICKOFF RETURNS		NO	YDS	AVG	FC	LG	TD				
D. Johnson		1	26	26.0	0	26	0	T. Holliday		1	105	105.0	0	105	1				
[TOUCHBACK]		8	0	0.0	0	0	0	[TOUCHBACK]		4	0	0.0	0	0	0				
RETURNS		1	26	26.0	0	26	0	RETURNS		1	105	105.0	0	105	1				
Philadelphia Eagles				Own		Opp.		Out		Denver Broncos				Own		Opp.		Out	
FUMBLES	Fum	Lost	Rec.	Yds	TD	FF	Rec.	Yds	TD	Bnds	FUMBLES	Fum	Lost	Rec.	Yds	TD	Bnds		
TOTAL	0	0	0	0	0	0	0	0	0	0	TOTAL	0	0	0	0	0	0		

FINAL TEAM STATISTICS																	
	EAGLES				BRONCOS					EAGLES				BRONCOS			
TOTAL FIRST DOWNS	21				35				FGs - PATs Had Blocked	0-0				0-0			
By Rushing	9				11				Net Punting Average	30.2				35.5			
By Passing	12				19				TOTAL RETURN YARDAGE (Not Including Kickoffs)	21				0			
By Penalty	0				5				No. and Yards Punt Returns	1-21				2-0			
THIRD DOWN EFFICIENCY	8-16-50%				5-8-63%				No. and Yards Kickoff Returns	1-26				1-105			
FOURTH DOWN EFFICIENCY	0-0-0%				0-0-0%				No. and Yards Interception Returns	0-0				0-0			
TOTAL NET YARDS	450				472				PENALTIES Number and Yards	8-62				2-25			
Total Offensive Plays (inc. times thrown passing)	69				71				FUMBLES Number and Lost	0-0				0-0			
Average gain per offensive play	6.5				6.6				TOUCHDOWNS	2				7			
NET YARDS RUSHING	166				141				Rushing	1				1			
Total Rushing Plays	35				33				Passing	1				4			
Average gain per rushing play	4.7				4.3				Kickoff Returns	0				1			
Tackles for a loss-number and yards	3-8				2-3				Other (Blocked Kicks, etc.)	0				1			
NET YARDS PASSING	284				331				EXTRA POINTS Made-Attempts	2-2				7-7			
Times thrown - yards lost attempting to pass	3-13				1-6				Kicking Made-Attempts	2-2				7-7			
Gross yards passing	297				337				FIELD GOALS Made-Attempts	2-3				1-1			
PASS ATTEMPTS-COMPLETIONS-HAD INTERCEPTED	31-17-0				37-30-0				RED ZONE EFFICIENCY	2-5-40%				5-5-100%			
Avg gain per pass play (inc.# thrown passing)	8.4				8.7				GOAL TO GO EFFICIENCY	2-2-100%				3-3-100%			
KICKOFFS Number-In End Zone-Touchbacks	5-5-4				9-9-8				SAFETIES	0				0			
PUNTS Number and Average	5-38.2				2-46.0				FINAL SCORE	20				52			
Had Blocked	1				0				TIME OF POSSESSION	26:38				33:22			

BRONCOS DEFENSIVE STATISTICS																	
(Press Box Totals)																	
PLAYER	UT	A	TT	S-YDS	I-YDS	PD	FF	FR	PLAYER	UT	A	TT	S-YDS	I-YDS	PD	FF	FR
D. Trevathan	9	1	10	0-0	0-0	1	0	0	D. Wolfe	2	0	2	1-6	0-0	0	0	0
D. Ihenacho	9	0	9	0-0	0-0	0	0	0	D. Rodgers-Cromartie	2	0	2	0-0	0-0	2	0	0
W. Woodyard	4	4	8	0.5-1.5	0-0	0	0	0	T. Carter	2	0	2	0-0	0-0	0	0	0
R. Moore	6	1	7	0-0	0-0	0	0	0	M. Unrein	1	0	1	0-0	0-0	0	0	0
R. Ayers	5	1	6	0.5-1.5	0-0	0	0	0	C. Harris Jr.	1	0	1	0-0	0-0	0	0	0
S. Phillips	4	0	4	1-4	0-0	0	0	0	T. Knighton	0	1	1	0-0	0-0	0	0	0
N. Irving	2	1	3	0-0	0-0	0	0	0	TEAM TOTALS	47	9	56	3-13	0-0	3	0	0



Denver 51, Dallas 48

Sunday, Oct. 6, 2013 • 3:25 p.m. CDT • AT&T Stadium • Arlington, Texas

WEATHER: Indoors • **TIME:** 3:13 • **ATTENDANCE:** 92,758

The Denver Broncos won their franchise-record eighth consecutive road game with a thrilling 51-48 victory over the Dallas Cowboys in front of 92,758 fans at AT&T Stadium in Arlington, Texas.

Dallas got off to a fast start as quarterback Tony Romo led the Cowboys on an 11-play, 79-yard opening drive in which he completed all five of his pass attempts for 64 yards. The series resulted in a 2-yard touchdown pass to wide receiver Dez Bryant.

After forcing a fumble on Denver's first possession, Dallas running back DeMarco Murray was able to score on a 4-yard run to put the Cowboys up 14-0 midway through the first quarter.

Denver countered with a quick 3-play, 80-yard scoring drive that culminated in a 4-yard touchdown pass from quarterback Peyton Manning to tight end Julius Thomas.

The Cowboys increased their lead with a 43-yard field goal by kicker Dan Bailey to open the second quarter.

Manning conducted another 80-yard scoring drive that was concluded by a 2-yard touchdown pass to wide receiver Eric Decker.

The Broncos defense forced their first turnover of the game on Dallas' ensuing series when rookie cornerback Kayvon Webster knocked the ball out of Bryant's hands and safety Duke Ihenacho recovered it at the Cowboys 41-yard line.

Denver took advantage of the field position as Manning threw his third touchdown pass of the game to Thomas to give the Broncos their first lead of the game at 21-17 with 5:22 left in the first half.

Manning scored his first rushing touchdown as a Bronco on a 1-yard quarterback bootleg, but Bailey connected on a 48-yard field to cut Denver's lead to 28-20 entering halftime.

The third quarter was a high-scoring affair as each team scored on each of their first two series of the second half.

On the Broncos' third series of the half, Manning threw his first interception of the season to cornerback Morris Claiborne. Manning (33-of-42 for 414 yards, 4 TDs, 1 INT) had connected on 20 touchdown passes on the season prior to the turnover.

The Cowboys were able to capitalize as Romo threw a 10-yard touchdown pass to tight end Jason Witten to give Dallas a 41-38 lead at the beginning of the fourth quarter.

The Broncos added a field goal and a touchdown on their next two series and Romo threw his fifth touchdown pass of the game.

With 1:57 left and the game tied at 48, Romo (25-of-36 for 506 yards, 5 TDs, 1 INT) threw his lone interception of the game to linebacker Danny Trevathan at the Cowboys 24-yard line.

Denver converted a first down to drain the clock and kicker Matt Prater made a 28-yard field goal as time expired to give the Broncos their fifth win of the season and extend their consecutive regular season win total to a team-record 16 games.

OFFICIALS:

Referee — Terry McAulay (77); **Umpire** — Scott Dawson (70); **Head Linesman** — Greg Bradley (98); **Line Judge** — Byron Boston (18); **Side Judge** — James Coleman (95); **Field Judge** — Terry Brown (43); **Back Judge** — Lee Dyer (27); **Replay** — Earnie Frantz.

DENVER BRONCOS

OFFENSE

WR 88 D. Thomas
LT 75 C. Clark
LG 68 Z. Beadles
C 66 M. Ramirez
RG 65 L. Vazquez
RT 74 O. Franklin
TE 80 J. Thomas
WR 87 E. Decker
WR 83 W. Welker
QB 18 P. Manning
RB 27 K. Moreno

DEFENSE

LDE 95 D. Wolfe
DT 99 K. Vickerson
NT 94 T. Knighton
RDE 91 R. Ayers
CB 36 K. Webster
MLB 52 W. Woodyard
WLB 59 D. Trevathan
LCB 25 C. Harris Jr.
RCB 45 D. Rodgers-Cromartie
SS 33 D. Ihenacho
FS 26 R. Moore

BRONCOS SUBSTITUTIONS: P 4 B.Colquitt, K 5 M.Prater, WR 11 T.Holliday, WR 12 A.Caldwell, S 20 M.Adams, RB 21 R.Hillman, RB 28 M.Ball, S 30 D.Bruton, S 31 O.Bolden, CB 32 T.Carter, LS 46 A.Brewer, MLB 53 S.Johnson, MLB 56 N.Irving, LB 57 A.Robinson, C 60 S.Vallos, G 73 C.Kuper, TE 81 J.Dreessen, TE 84 J.Tamme, TE 85 V.Green, DE 90 S.Phillips, DT 92 S.Williams, DT 96 M.Unrein, DE 97 M.Jackson. **DID NOT PLAY:** QB 17 B.Osweller. **INACTIVE:** QB 2 Z.Dysert, RB 22 C.Anderson, CB 23 Q.Jammer, CB 24 C.Bailey, LB 51 P.Lenon, G 72 J.Moffitt, T 77 W.Justice.

DALLAS COWBOYS

OFFENSE

WR 88 D. Bryant
WR 17 D. Harris
LT 77 T. Smith
LG 65 R. Leary
C 72 T. Frederick
RG 64 B. Waters
RT 68 D. Free
TE 82 J. Witten
WR 83 T. Williams
QB 9 T. Romo
RB 29 D. Murray

DEFENSE

LDE 99 G. Selvie
DT 96 N. Hayden
DT 97 J. Hatcher
RDE 94 D. Ware
SLB 59 E. Sims
MLB 50 S. Lee
CB 32 O. Scandrick
LCB 39 B. Carr
RCB 24 M. Claiborne
SS 27 J. Wilcox
FS 42 B. Church

COWBOYS SUBSTITUTIONS: K 5 D.Bailey, P 6 D.Jones, WR 11 C.Beasley, CB 20 B.Webb, RB 21 J.Randle, RB 25 L.Dunbar, S 26 W.Allen, RB 34 P.Tanner, S 38 J.Heath, S 40 D.McCray, DE 51 K.Wilber, LB 54 B.Carter, LB 57 D.Holloman, LB 58 K.Bosworth, DT 70 D.Nevis, G 73 M.Bernadeau, T 78 J.Parnell, TE 84 J.Hanna, TE 89 G.Escobar, LS 91 L.Ladouceur, DT 92 D.Carter, DE 95 C.Rayford. **DID NOT PLAY:** QB 18 K.Orton, C 67 P.Costa. **INACTIVE:** WR 19 M.Austin, CB 33 C.Greenwood, LB 52 J.Durant, DE 55 E.Jones, G 62 D.Arkin, T 75 D.Weems, TE 87 A.Smith.

		1	2	3	4	OT	TOTAL	FIELD GOALS (made () missed)		
VISITOR	Denver Broncos	7	21	10	13	—	51	M. Prater	(48)	(50) (28)
HOME	Dallas Cowboys	14	6	13	15	—	48	D. Bailey	(43)	(48)

Team	Qtr	Clock Time	PLAY DESCRIPTION (Extra Point) (Drive Info)	SCORE Visitor	Home
COWBOYS	1	8:06	D. Bryant 2 yd. pass from T. Romo (D. Bailey kick) (11-79, 6:54)	0	7
COWBOYS	1	3:18	D. Murray 4 yd. run (D. Bailey kick) (7-45, 3:35)	0	14
BRONCOS	1	2:28	J. Thomas 4 yd. pass from P. Manning (M. Prater kick) (3-80, 0:50)	7	14
COWBOYS	2	12:14	D. Bailey 43 yd. Field Goal (10-55, 5:14)	7	17
BRONCOS	2	9:06	E. Decker 2 yd. pass from P. Manning (M. Prater kick) (7-80, 3:08)	14	17
BRONCOS	2	5:22	J. Thomas 9 yd. pass from P. Manning (M. Prater kick) (6-41, 3:27)	21	17
BRONCOS	2	0:46	P. Manning 1 yd. run (M. Prater kick) (7-64, 2:24)	28	17
COWBOYS	2	0:00	D. Bailey 48 yd. Field Goal (4-43, 0:46)	28	20
BRONCOS	3	8:03	W. Welker 2 yd. pass from P. Manning (M. Prater kick) (13-67, 6:57)	35	20
COWBOYS	3	7:08	T. Williams 82 yd. pass from T. Romo (D. Bailey kick) (2-83, 0:55)	35	27
BRONCOS	3	3:23	M. Prater 48 yd. Field Goal (8-50, 3:45)	38	27
COWBOYS	3	0:14	D. Bryant 2 yd. pass from T. Romo (run failed) (7-80, 3:09)	38	33
COWBOYS	4	13:38	J. Witten 10 yd. pass from T. Romo (T. Romo-T. Williams pass) (5-51, 1:24)	38	41
BRONCOS	4	9:37	M. Prater 50 yd. Field Goal (11-51, 4:01)	41	41
COWBOYS	4	7:19	C. Beasley 4 yd. pass from T. Romo (D. Bailey kick) (4-87, 2:18)	41	48
BRONCOS	4	2:39	K. Moreno 1 yd. run (M. Prater kick) (9-73, 4:40)	48	48
BRONCOS	4	0:00	M. Prater 28 yd. Field Goal (8-14, 1:57)	51	48

FINAL INDIVIDUAL STATISTICS																					
Denver Broncos									Dallas Cowboys												
RUSHING	ATT		YDS	AVG	LG	TD			RUSHING	ATT		YDS	AVG	LG	TD						
K. Moreno	19		93	4.9	16	1			D. Murray	12		43	3.6	13	1						
R. Hillman	7		17	2.4	17	0			T. Romo	1		7	7.0	7	0						
M. Ball	1		1	1.0	1	0			T. Williams	1		2	2.0	2	0						
P. Manning	4		-8	-2.0	1	1															
TOTAL	31		103	3.3	17	2			TOTAL	14		52	3.7	13	1						
PASSING	ATT	CMP	YDS	TKD/		YD	TD	LG	IN	Rtg.	PASSING	ATT	CMP	YDS	TKD/		YD	TD	LG	IN	Rtg.
P. Manning	42	33	414	0/0	4	57	1	129.6			T. Romo	36	25	506	4/36	5	82	1	140.0		
TOTAL	42	33	414	0/0	4	57	1	129.6			TOTAL	36	25	506	4/36	5	82	1	140.0		
PASS RECEIVING			NO	YDS	AVG	LG	TD			PASS RECEIVING			NO	YDS	AVG	LG	TD				
J. Thomas			9	122	13.6	29	2			J. Witten			7	121	17.3	27	1				
E. Decker			5	87	17.4	57	1			D. Bryant			6	141	23.5	79	2				
D. Thomas			5	57	11.4	26	0			T. Williams			4	151	37.8	82	1				
K. Moreno			5	57	11.4	19	0			C. Beasley			4	47	11.8	23	1				
W. Welker			5	49	9.8	16	1			G. Escobar			1	25	25.0	25	0				
R. Hillman			4	42	10.5	19	0			D. Harris			1	13	13.0	13	0				
										D. Murray			1	5	5.0	5	0				
										J. Hanna			1	3	3.0	3	0				
TOTAL			33	414	12.5	57	4			TOTAL			25	506	20.2	82	5				
INTERCEPTIONS			NO	YDS	AVG	LG	TD			INTERCEPTIONS			NO	YDS	AVG	LG	TD				
D. Trevathan			1	0	0.0	0	0			M. Claiborne			1	0	0.0	0	0				
TOTAL			1	0	0.0	0	0			TOTAL			1	0	0.0	0	0				
PUNTING	NO	YDS	AVG	NET	TB	IN20	LG			PUNTING	NO	YDS	AVG	NET	TB	IN20	LG				
										C. Jones	1	51	51.0	42.0	0	0	51				
TOTAL	0	0	0.0	0.0	0	0	—			TOTAL	1	51	51.0	42.0	0	0	51				
PUNT RETURNS			NO	YDS	AVG	FC	LG	TD			PUNT RETURNS			NO	YDS	AVG	FC	LG	TD		
T. Holliday			1	9	9.0	0	9	0													
RETURNS			1	9	9.0	0	9	0			RETURNS			0	0	0.0	0	— 0			
KICKOFF RETURNS	NO	YDS	AVG	FC	LG	TD			KICKOFF RETURNS	NO	YDS	AVG	FC	LG	TD						
T. Holliday	3	87	29.0	0	40	0			D. Harris	3	79	26.3	0	28	0						
M. Jackson	1	6	6.0	0	6	0			L. Dunbar	1	28	28.0	0	28	0						
[TOUCHBACK]	4	0	0.0	0	0	0			K. Bosworth	1	16	16.0	0	16	0						
									[TOUCHBACK]	4	0	0.0	0	0	0						
RETURNS	4	93	23.3	0	40	0			RETURNS	5	123	24.6	0	28	0						
Denver Broncos									Dallas Cowboys												
FUMBLES	Fum	Lost	Own Rec.	Yds	TD	FF	Rec.	Yds	TD	Bnds	FUMBLES	Fum	Lost	Own Rec.	Yds	TD	FF	Rec.	Yds	TD	Bnds
K. Moreno	1	0	1	0	0	0	0	0	0	0	D. Bryant	1	1	0	0	0	0	0	0	0	0
E. Decker	1	1	0	0	0	0	0	0	0	0	B. Church	0	0	0	0	0	1	0	0	0	0
K. Webster	0	0	0	0	0	1	0	0	0	0	E. Sims	0	0	0	0	0	1	0	0	0	0
D. Ihenacho	0	0	0	0	0	0	1	0	0	0	M. Claiborne	0	0	0	0	0	0	1	0	0	0
TOTAL	2	1	1	0	0	1	1	0	0	0	TOTAL	1	1	0	0	0	2	1	0	0	0

FINAL TEAM STATISTICS																							
								BRONCOS		COWBOYS													
								BRONCOS		COWBOYS													
TOTAL FIRST DOWNS								34		24		FGS - PATS Had Blocked								0-0		0-0	
By Rushing								9		3		Net Punting Average								0.0		42.0	
By Passing								20		20		TOTAL RETURN YARDAGE (Not Including Kickoffs)								9		0	
By Penalty								5		1		No. and Yards Punt Returns								1-9		0-0	
THIRD DOWN EFFICIENCY								9-13-69%		4-6-67%		No. and Yards Kickoff Returns								4-93		5-123	
FOURTH DOWN EFFICIENCY								0-0-0%		0-0-0%		No. and Yards Interception Returns								1-0		1-0	
TOTAL NET YARDS								517		522		PENALTIES Number and Yards								5-55		9-81	
Total Offensive Plays (inc. times thrown passing)								73		54		FUMBLES Number and Lost								2-1		1-1	
Average gain per offensive play								7.1		9.7		TOUCHDOWNS								6		6	
NET YARDS RUSHING								103		52		Rushing								2		1	
Total Rushing Plays								31		14		Passing								4		5	
Average gain per rushing play								3.3		3.7		EXTRA POINTS Made-Attempts								6-6		5-6	
Tackles for a loss-number and yards								4-9		2-4		Kicking Made-Attempts								6-6		4-4	
NET YARDS PASSING								414		470		Passing Made-Attempts								0-0		1-1	
Times thrown - yards lost attempting to pass								0-0		4-36		Rushing Made-Attempts								0-0		0-1	
Gross yards passing								414		506		FIELD GOALS Made-Attempts								3-3		2-2	
PASS ATTEMPTS-COMPLETIONS-HAD INTERCEPTED								42-33-1		36-25-1		RED ZONE EFFICIENCY								6-7-86%		5-6-83%	
Avg gain per pass play (inc.# thrown passing)								9.9		11.8		GOAL TO GO EFFICIENCY								6-7-86%		5-6-83%	
KICKOFFS Number-In End Zone-Touchbacks								9-8-4		8-7-4		SAFETIES								0		0	
PUNTS Number and Average								0-0.0		1-51.0		FINAL SCORE								51		48	
Had Blocked								0		0		TIME OF POSSESSION								32:34		27:26	



Denver 35, Jacksonville 19

Sunday, Oct. 13, 2013 • 2:05 p.m. MDT • Sports Authority Field at Mile High • Denver

WEATHER: Partly Cloudy, 59°, Wind S 7 mph • **TIME:** 3:01 • **ATTENDANCE:** 76,862

The Denver Broncos clinched their 17th consecutive regular-season win by defeating the Jacksonville Jaguars 35-19 in front of 76,862 fans at Sports Authority Field at Mile High.

After forcing Jacksonville to a three-and-out and thwarting a fake punt attempt on the Jaguars' opening series, Denver's offense answered to take an early lead.

Quarterback Peyton Manning connected with running back Knowshon Moreno for a 28-yard completion on a long 3rd-and-20 to keep the drive alive, and three plays later Manning threw a 3-yard touchdown pass to tight end Julius Thomas to give the Broncos a 7-0 lead.

Denver's defense forced Jacksonville to punt on the Jaguars' second offensive series and Manning responded by leading the Broncos on a 12-play, 95-yard drive capped by a 20-yard touchdown pass to wide receiver Wes Welker to increase Denver's lead to 14-0.

The Broncos were able to hold the Jaguars scoreless in the first quarter, but Jacksonville was able to score 12 unanswered points in the second quarter.

Kicker Josh Scobee converted field goals of 50 and 30 yards, while the Jaguars defense forced two punts and recovered two Manning turnovers.

The second turnover occurred when linebacker Paul Posluszny intercepted Manning at the Jaguars 41-yard line and returned it 59 yards for a touchdown. Jacksonville attempted a 2-point conversion, but failed when quarterback Chad Henne threw an incomplete pass to wide receiver Justin Blackmon. Denver went into halftime with a 14-12 lead.

Denver scored on an 8-play, 80-yard drive to open the second half as the Broncos took advantage of two key penalties against the Jaguars and Moreno scored on a 1-yard run.

Jacksonville scored on its first offensive series of the third quarter as Blackmon (14 rec., 190 yds.) had three catches for 47 yards to set up a 5-yard rushing touchdown by running back Maurice Jones-Drew.

The Broncos countered as Moreno scored his second rushing touchdown of the game to give Denver a 28-19 lead entering the fourth quarter.

Manning recorded his third turnover of the game early in the fourth quarter on a fumbled shotgun snap. Jacksonville looked to capitalize on the opportunity, but Henne (27-of-42 passing, 303 yards, 0 TD, 2 INTs) threw his first interception of the game to cornerback Kayvon Webster.

Five plays later, Moreno (15 carries for 42 yards, 3 TDs) scored on a 3-yard run. Linebacker Danny Trevathan intercepted Henne with 0:47 left to seal the 35-19 victory for the Broncos.

OFFICIALS:

Referee — Jeff Triplette (42); **Umpire** — Butch Hannah (40); **Head Linesman** — Phil McKinney (110); **Line Judge** — Jeff Bergman (32); **Side Judge** — Dave Wyant (16); **Field Judge** — Barry Anderson (20); **Back Judge** — Steve Freeman (133); **Replay** — Al Hynes.

DENVER BRONCOS

OFFENSE

WR 88 D. Thomas
LT 75 C. Clark
LG 68 Z. Beadles
C 66 M. Ramirez
RG 65 L. Vasquez
RT 74 O. Franklin
TE 80 J. Thomas
WR 87 E. Decker
WR 83 W. Welker
QB 18 P. Manning
RB 27 K. Moreno

DEFENSE

LDE 95 D. Wolfe
DT 99 K. Vickerson
NT 94 T. Knighton
RDE 90 S. Phillips
SLB 56 N. Irving
MLB 51 P. Lenon
WLB 59 D. Trevathan
LCB 24 C. Bailey
RCB 45 D. Rodgers-Cromartie
SS 33 D. Ihenacho
FS 26 R. Moore

BRONCOS SUBSTITUTIONS: P 4 B.Colquitt, K 5 M.Prater, WR 11 T.Holliday, WR 12 A.Caldwell, S 20 M.Adams, RB 21 R.Hillman, CB 23 Q.Jammer, CB 25 C.Harris, RB 28 M.Ball, S 30 D.Bruton, S 31 O.Bolden, CB 36 K.Webster, LS 46 A.Brewer, MLB 53 S.Johnson, LB 57 A.Robinson, C 60 S.Vallos, G 73 C.Kuper, TE 81 J.Dreessen, TE 84 J.Tamme, TE 85 V.Green, DT 92 S.Williams, DT 96 M.Unrein, DE 97 M.Jackson. **DID NOT PLAY:** QB 17 B.Osweller. **INACTIVE:** QB 2 Z.Dysert, RB 22 C.Anderson, CB 32 T.Carter, LB 52 W.Woodyard, G 72 J.Moffitt, T 77 W.Justice, DE 91 R.Ayers.

JACKSONVILLE JAGUARS

OFFENSE

WR 84 C. Shorts
LT 78 C. Bradfield
LG 65 W. Rackley
C 63 B. Meester
RG 77 U. Nwaneri
RT 67 A. Pasztor
TE 86 C. Harbor
TE 85 D. Williams
WR 14 J. Blackmon
QB 7 C. Henne
RB 32 M. Jones-Drew

DEFENSE

LDE 93 T. Alualu
DT 97 R. Miller
DT 99 S. Marks
LEO 58 J. Babin
OLB 55 G. Hayes
MLB 51 P. Posluszny
CB 20 M. Harris
LCB 24 W. Blackmon
RCB 23 A. Ball
SS 37 J. Cyprien
FS 26 J. Evans

JAGUARS SUBSTITUTIONS: K 10 J.Scobee, WR 12 M.Brown, WR 16 D.Robinson, WR/PR 18 A.Sanders, P 19 B.Anger, RB 21 J.Forsett, S 22 W.Guy, CB 29 J.Fleming, RB 30 J.Todman, CB 35 D.McCray, S 42 C.Prosinski, FB 45 W.Ta'ufu'ou, LS 46 C.Tinker, LB 50 R.Allen, LB 52 J.Thomas, LB 53 J.Lotulelei, LB 56 L.Reynolds, G/G 60 M.Brewster, OT 74 S. Young, WR 83 S.Williams, DE 90 A.Branch, DT 91 A.Jones, DT 92 B.Deaderick. **DID NOT PLAY:** QB 2 R.Stanzi. **INACTIVE:** QB 11 B.Gabbert, WR 15 S.Burton, CB 27 D.Gratz, G 66 J.McClendon, OT 72 D.Love, TE 89 M.Lewis, DL 94 J.Mincey.

		1	2	3	4	OT	TOTAL	FIELD GOALS (made () missed)
VISITOR	Jacksonville Jaguars	0	12	7	0	—	19	J. Scobee (50) (30)
HOME	Denver Broncos	14	0	14	7	—	35	

Team	Qtr	Clock Time	PLAY DESCRIPTION (Extra Point) (Drive Info)	SCORE Visitor	Home
BRONCOS	1	12:09	J. Thomas 3 yd. pass from P. Manning (M. Prater kick) (6-27, 2:02)	0	7
BRONCOS	1	2:44	W. Welker 20 yd. pass from P. Manning (M. Prater kick) (12-95, 6:08)	0	14
JAGUARS	2	13:18	J. Scobee 50 yd. Field Goal (10-48, 4:26)	3	14
JAGUARS	2	5:43	J. Scobee 30 yd. Field Goal (8-28, 2:20)	6	14
JAGUARS	2	0:36	P. Posluszny 59 yd. interception return (pass failed)	12	14
BRONCOS	3	12:16	K. Moreno 1 yd. run (M. Prater kick) (8-80, 2:44)	12	21
JAGUARS	3	7:43	M. Jones-Drew 5 yd. run (J. Scobee kick) (9-80, 4:33)	19	21
BRONCOS	3	4:02	K. Moreno 8 yd. run (M. Prater kick) (8-80, 3:41)	19	28
BRONCOS	4	9:09	K. Moreno 3 yd. run (M. Prater kick) (5-41, 2:19)	19	35

FINAL INDIVIDUAL STATISTICS																				
Jacksonville Jaguars									Denver Broncos											
RUSHING		ATT	YDS	AVG	LG	TD	RUSHING		ATT	YDS	AVG	LG	TD							
M. Jones-Drew		20	71	3.6	28	1	K. Moreno		15	42	2.8	11	3							
D. Robinson		1	2	2.0	2	0	D. Bruton		1	35	35.0	35	0							
W. Ta'ufu'ou		1	1	1.0	1	0	R. Hillman		4	20	5.0	11	0							
J. Forsett		1	0	0.0	0	0	M. Ball		3	15	5.0	15	0							
B. Anger		1	0	0.0	0	0	A. Caldwell		1	7	7.0	7	0							
J. Todman		1	0	0.0	0	0	P. Manning		5	-7	-1.4	0	0							
C. Henne		2	-3	-1.5	1	0														
TOTAL		27	71	2.6	28	1	TOTAL		29	112	3.9	35	3							
PASSING		ATT	CMP	YDS	TKD/YD	TD	LG	IN	Rtg.	PASSING		ATT	CMP	YDS	TKD/YD	TD	LG	IN	Rtg.	
C. Henne		42	27	303	2/12	0	23	2	65.9	P. Manning		42	28	295	0/0	2	42	1	92.9	
TOTAL		42	27	303	2/12	0	23	2	65.9	TOTAL		42	28	295	0/0	2	42	1	92.9	
PASS RECEIVING			NO	YDS	AVG	LG	TD	PASS RECEIVING			NO	YDS	AVG	LG	TD					
J. Blackmon			14	190	13.6	23	0	K. Moreno			7	62	8.9	28	0					
M. Brown			4	49	12.3	19	0	W. Welker			6	63	10.5	26	1					
J. Forsett			3	18	6.0	14	0	E. Decker			5	50	10.0	23	0					
C. Harbor			2	29	14.5	23	0	J. Thomas			4	22	5.5	11	1					
M. Jones-Drew			2	3	1.5	4	0	D. Thomas			3	78	26.0	42	0					
A. Sanders			1	9	9.0	9	0	R. Hillman			2	16	8.0	11	0					
W. Ta'ufu'ou			1	5	5.0	5	0	J. Dreessen			1	4	4.0	4	0					
TOTAL			27	303	11.2	23	0	TOTAL			28	295	10.5	42	2					
INTERCEPTIONS			NO	YDS	AVG	LG	TD	INTERCEPTIONS			NO	YDS	AVG	LG	TD					
P. Posluszny			1	59	59.0	59	1	K. Webster			1	10	10.0	10	0					
								D. Trevathan			1	0	0.0	0	0					
TOTAL			1	59	59.0	59	1	TOTAL			2	10	5.0	10	0					
PUNTING			NO	YDS	AVG	NET	TB	IN20	LG	PUNTING			NO	YDS	AVG	NET	TB	IN20	LG	
B. Anger			3	135	45.0	44.7	0	2	48	B. Colquitt			3	129	43.0	42.3	0	0	48	
TOTAL			3	135	45.0	44.7	0	2	48	TOTAL			3	129	43.0	42.3	0	0	48	
PUNT RETURNS			NO	YDS	AVG	FC	LG	TD	PUNT RETURNS			NO	YDS	AVG	FC	LG	TD			
A. Sanders			2	2	1.0	0	5	0	T. Holliday			1	1	1.0	1	1	0			
[DOWNED]			1	0	0.0	0	0	0	[DOWNED]			1	0	0.0	0	0	0			
RETURNS			2	2	1.0	0	5	0	RETURNS			1	1	1.0	1	1	0			
KICKOFF RETURNS			NO	YDS	AVG	FC	LG	TD	KICKOFF RETURNS			NO	YDS	AVG	FC	LG	TD			
[TOUCHBACK]			6	0	0.0	0	—	0	[TOUCHBACK]			5	0	0.0	0	—	0			
RETURNS			0	0	0.0	0	—	0	RETURNS			0	0	0.0	0	—	0			
Jacksonville Jaguars										Denver Broncos										
FUMBLES		Fum	Lost	Own Rec.	Yds	TD	FF	Opp. Rec.	Yds	TD	Bnds	FUMBLES		Fum	Lost	Own Rec.	Yds	TD	Bnds	
J. Forsett		1	0	1	0	0	0	0	0	0	0	P. Manning		2	2	0	-2	0	0	0
C. Tinker		1	0	0	-14	0	0	0	0	0	0	R. Hillman		1	0	0	0	0	0	0
B. Anger		0	0	1	0	0	0	0	0	0	0	E. Decker		0	0	1	0	0	0	0
W. Blackmon		0	0	0	0	0	1	0	0	0	0	D. Ihenacho		0	0	0	0	0	0	0
M. Harris		0	0	0	0	0	0	1	0	0	0									
S. Marks		0	0	0	0	0	0	1	0	0	0									

FINAL TEAM STATISTICS															
	JAGUARS		BRONCOS			JAGUARS		BRONCOS							
TOTAL FIRST DOWNS	20	26	FGs - PATs Had Blocked	0-0	0-0	Net Punting Average	44.7	42.3	TOTAL RETURN YARDAGE (Not Including Kickoffs)	61	11				
By Rushing	4	8	No. and Yards Punt Returns	2-2	1-1	No. and Yards Kickoff Returns	0-0	0-0	No. and Yards Interception Returns	1-59	2-10				
By Passing	15	14	PENALTIES Number and Yards	7-62	4-31	FUMBLES Number and Lost	2-0	3-2	TOUCHDOWNS	2	5				
By Penalty	1	4				Rushing	1	3	Passing	0	2				
THIRD DOWN EFFICIENCY	5-14-36%	7-13-54%				Interceptions	1	0	EXTRA POINTS Made-Attempts	1-2	5-5				
FOURTH DOWN EFFICIENCY	0-3-0%	1-1-100%				Kicking Made-Attempts	1-1	5-5	Passing Made-Attempts	0-1	0-0				
TOTAL NET YARDS	362	407				FIELD GOALS Made-Attempts	2-2	0-0	RED ZONE EFFICIENCY	1-3-33%	4-5-80%				
Total Offensive Plays (inc. times thrown passing)	71	71				GOAL TO GO EFFICIENCY	1-2-50%	3-4-75%	SAFETIES	0	0				
Average gain per offensive play	5.1	5.7				FINAL SCORE	19	35	TIME OF POSSESSION	31:15	28:45				
NET YARDS RUSHING	71	112													
Total Rushing Plays	27	29													
Average gain per rushing play	2.6	3.9													
Tackles for a loss-number and yards	5-10	3-11													
NET YARDS PASSING	291	295													
Times thrown - yards lost attempting to pass	2-12	0-0													
Gross yards passing	303	295													
PASS ATTEMPTS-COMPLETIONS-HAD INTERCEPTED	42-27-2	42-28-1													
Avg gain per pass play (inc.# thrown passing)	6.6	7.0													
KICKOFFS Number-In End Zone-Touchbacks	5-5-5	6-6-6													
PUNTS Number and Average	3-45.0	3-43.0													
Had Blocked	0	0													

BRONCOS DEFENSIVE STATISTICS																	
(Press Box Totals)																	
PLAYER	UT	A	TT	S-YDS	I-YDS	PD	FF	FR	PLAYER	UT	A	TT	S-YDS	I-YDS	PD	FF	FR
C. Harris Jr.	10	1	11	0-0	0-0	0	0	0	K. Webster	2	1	3	0-0	1-10	1	0	0
M. Jackson	5	2	7	2-12	0-0	1	0	0	M. Unrein	2	0	2	0-0	0-0	0	0	0
D. Ihenacho	6	0	6	0-0	0-0	0	1	0	D. Wolfe	1	1	2	0-0	0-0	0	0	0
C. Bailey	5	1	6	0-0	0-0	3	0	0	S. Williams	1	0	1	0-0	0-0	0	0	0
R. Moore	5	0	5	0-0	0-0	0	0	0	P. Lenon	1	0	1	0-0	0-0	0	0	0
D. Trevathan	3	2	5	0-0	1-0	1	0	0	S. Phillips	0	1	1	0-0	0-0	2	0	0
K. Vickerson	3	1	4	0-0	0-0	1	0	0	M. Adams	0	1	1	0-0	0-0	1	0	0
N. Irving	3	1	4	0-0	0-0	1	0	0	T. Knighton	0	1	1	0-0	0-0	0	0	0
D. Rodgers-Cromartie	2	2	4	0-0	0-0	2	0	0	TEAM TOTALS	49	15	64	2-12	2-10	13	1	0



Indianapolis 39, Denver 33

Sunday, Oct. 20, 2013 • 8:31 p.m. EDT • Lucas Oil Stadium • Indianapolis

WEATHER: Clear, 57°, Wind SSW 11 mph • TIME: 3:43 • ATTENDANCE: 67,196

Quarterback Peyton Manning squared off against his former team for the first time but several miscues were too much for the visitors as the Denver Broncos lost to the Indianapolis Colts 39-33 at Lucas Oil Stadium.

A late rally pulled Denver close but three turnovers and a safety that led to another score ultimately doomed the Broncos and snapped their franchise-record 17-game win streak.

Denver scored the first points of the game when Manning connected on a 17-yard pass to wide receiver Eric Decker on the Broncos second offensive series.

The Colts were able to put together a scoring drive on the ensuing series as kicker Adam Vinatieri made a 27-yard field goal.

Indianapolis fullback Stanley Havili stripped wide receiver Trindon Holliday on a punt return and the Colts recovered the ball at the Broncos 11-yard line for the game's first takeaway.

On the next play, quarterback Andrew Luck threw an 11-yard touchdown pass to wide receiver Darrius Heyward-Bey to put Indianapolis up 10-7 at the end of the first quarter.

Denver executed an 8-play, 51-yard scoring drive at the beginning of the second quarter, which was capped by a 12-yard touchdown reception by tight end Julius Thomas.

After a 60-yard punt by Pat McAfee pinned Denver deep in their own territory, outside linebacker Robert Mathis forced a safety by strip sacking Manning on Denver's goal line.

Luck (21-of-38 passing, 228 yds., 3 TDs, 0 INT) threw touchdown passes of 20 and 8 yards to close out the second quarter and give Indianapolis a 26-14 lead at halftime.

Indianapolis' stout defense forced Denver to three consecutive three-and-outs to begin the second half.

After Denver's third punt, Luck was able to lead another scoring drive ending with a 10-yard keeper.

The Broncos allowed 23 unanswered points in the second and third quarters before kicker Matt Prater made a 31-yard field goal at the end of the third quarter.

The Colts added a 52-yard field goal at the beginning of the fourth frame, but Manning (29-of-49 for 386 yds., 3 TDs, 1 INT) led the Broncos on consecutive touchdown scoring drives to bring Denver to within six points.

Vinatieri connected on his third field goal of the game to give Indianapolis a 39-30 lead with 6:02 left in the game.

Manning led the offense on a 7-play, 83-yard drive on the ensuing series that brought Denver to the Indianapolis 2-yard line. On the eighth play of the series, running back Ronnie Hillman fumbled on a handoff and the Colts recovered the ball.

A late field goal drew the Broncos to within six points but the Colts recovered the ensuing onside kick to seal the win.

OFFICIALS:

Referee — Carl Cheffers (51); **Umpire** — Undrey Wash (96); **Head Linesman** — Kent Payne (79); **Line Judge** — Tom Symonette (100); **Side Judge** — Laird Hayes (125); **Field Judge** — Jeff Lamberth (21); **Back Judge** — Todd Prukop (30); **Replay** — Charles Stewart.

DENVER BRONCOS

OFFENSE

WR 88 D. Thomas
LT 75 C. Clark
LG 68 Z. Beadles
C 66 M. Ramirez
RG 73 C. Kuper
RT 65 L. Vasquez
TE 80 J. Thomas
WR 87 E. Decker
WR 83 W. Welker
QB 18 P. Manning
RB 27 K. Moreno

DEFENSE

LDE 95 D. Wolfe
DT 99 K. Vickerson
NT 94 T. Knighton
SLB 58 V. Miller
MLB 51 P. Lenon
WLB 59 D. Trevathan
LCB 24 C. Bailey
RCB 45 D. Rodgers-Cromartie
CB 25 C. Harris Jr.
SS 33 D. Ihenacho
FS 26 R. Moore

BRONCOS SUBSTITUTIONS: P 4 B.Colquitt, K 5 M.Prater, WR 11 T.Holliday, WR 12 A.Caldwell, S 20 M.Adams, RB 21 R.Hillman, RB 28 M.Ball, S 30 D.Bruton, S 31 O.Bolden, CB 36 K.Webster, LS 46 A.Brewer, LB 53 S.Johnson, LB 56 N.Irving, C 60 S.Vallos, TE 81 J.Dreessen, TE 84 J.Tamme, TE 85 V.Green, DE 90 S.Phillips, DE 91 R.Ayers, DT 92 S.Williams, DT 96 M.Unrein, DE 97 M.Jackson. **DID NOT PLAY:** QB 17 B.Osweiler, T 77 W.Justice. **INACTIVE:** QB 2 Z.Dysert, RB 22 C.Anderson, CB 23 Q.Jammer, CB 32 T.Carter, LB 52 W.Woodyard, G 72 J.Moffitt, T 74 O.Franklin.

INDIANAPOLIS COLTS

OFFENSE

WR 87 R. Wayne
LT 74 A. Castonzo
LG 69 H. Thornton
C 64 S. Satele
RG 75 M. McGlynn
RT 78 G. Cherilus
TE 80 C. Fleener
WR 81 D. Heyward-Bey
WR 13 T. Hilton
QB 12 A. Luck
RB 34 T. Richardson

DEFENSE

DE 90 C. Redding
CB 20 D. Butler
DT 99 R. Jean Francois
SLB 93 E. Walden
MIKE 51 P. Angerer
WILL 50 J. Freeman
RUSH 98 R. Mathis
LCB 28 G. Toler
RCB 23 V. Davis
SS 41 A. Bethea
FS 30 L. Landry

COLTS SUBSTITUTIONS: P 1 P.McAfee, K 4 A.Vinatieri, WR 15 L.Brazill, S 25 L.Asante, S 26 D.Howell, CB 27 J.Gordy, RB 31 D.Brown, CB 32 C.Vaughn, RB 36 D.Herron, S 38 S.Brown, FB 39 S.Havili, LS 45 M.Overton, ILB 52 K.Sheppard, ILB 53 C.Conner, ILB 54 M.Harvey, OLB 58 A.Studebaker, OLB 59 C.Johnson, T 72 J.Linkenbach, G 76 J.Reitz, TE 84 J.Doyle, DT 91 R.Mathews, DE 95 F.Moala, DT 97 A.Franklin. **DID NOT PLAY:** QB 8 M.Hasselbeck. **INACTIVE:** TE 46 D.Jones, C/G 62 K.Holmes, T 71 X.Nixon, WR 85 D.Reed, OLB 92 B.Werner, DT 94 M.Hughes, NT 96 J.Chapman.

		1	2	3	4	OT	TOTAL	FIELD GOALS (made () missed)
VISITOR	Denver Broncos	7	7	3	16	—	33	M. Prater (31) (47)
HOME	Indianapolis Colts	10	16	7	6	—	39	A. Vinatieri (27) (52) (42)
Team	Qtr	Clock Time	PLAY DESCRIPTION (Extra Point) (Drive Info)					SCORE Visitor Home
BRONCOS	1	8:16	E. Decker 17 yd. pass from P. Manning (M. Prater kick) (2-56, 0:46)					7 0
COLTS	1	4:05	A. Vinatieri 27 yd. Field Goal (10-65, 4:11)					7 3
COLTS	1	1:20	D. Heyward-Bey 11 yd. pass from A. Luck (A. Vinatieri kick) (1-11, 0:07)					7 10
BRONCOS	2	11:56	J. Thomas 12 yd. pass from P. Manning (M. Prater kick) (8-51, 4:24)					14 10
COLTS	2	8:52	P. Manning fumble forced by R. Mathis out of bounds in end zone for a Safety					14 12
COLTS	2	5:50	S. Havili 20 yd. pass from A. Luck (A. Vinatieri kick) (7-66, 3:02)					14 19
COLTS	2	0:10	C. Fleener 8 yd. pass from A. Luck (A. Vinatieri kick) (6-50, 1:25)					14 26
COLTS	3	5:00	A. Luck 10 yd. run (A. Vinatieri kick) (4-41, 1:49)					14 33
BRONCOS	3	0:42	M. Prater 31 yd. Field Goal (10-67, 4:18)					17 33
COLTS	4	12:59	A. Vinatieri 52 yd. Field Goal (7-46, 2:43)					17 36
BRONCOS	4	12:11	D. Thomas 31 yd. pass from P. Manning (pass failed) (3-80, 0:48)					23 36
BRONCOS	4	8:44	K. Moreno 1 yd. run (M. Prater kick) (8-23, 2:42)					30 36
COLTS	4	5:57	A. Vinatieri 42 yd. Field Goal (4--3, 1:02)					30 39
BRONCOS	4	0:12	M. Prater 47 yd. Field Goal (7-33, 1:16)					33 39

FINAL INDIVIDUAL STATISTICS																					
Denver Broncos									Indianapolis Colts												
RUSHING	ATT	YDS	AVG	LG	TD				RUSHING	ATT	YDS	AVG	LG	TD							
K. Moreno	15	40	2.7	9	1				T. Richardson	14	37	2.6	8	0							
R. Hillman	4	25	6.3	14	0				D. Heyward-Bey	1	30	30.0	30	0							
P. Manning	1	-1	-1.0	-1	0				A. Luck	4	29	7.3	11	1							
									D. Brown	11	23	2.1	7	0							
									S. Havili	1	2	2.0	2	0							
TOTAL	20	64	3.2	14	1				TOTAL	31	121	3.9	30	1							
PASSING	ATT	CMP	YDS	TKD/ YD	TD	LG	IN	Rtg.	PASSING	ATT	CMP	YDS	TKD/ YD	TD	LG	IN	Rtg.				
P. Manning	49	29	386	4/21	3	49	1	96.1	A. Luck	38	21	228	2/15	3	28	0	99.5				
TOTAL	49	29	386	4/21	3	49	1	96.1	TOTAL	38	21	228	2/15	3	28	0	99.5				
PASS RECEIVING			NO	YDS	AVG	LG	TD				PASS RECEIVING			NO	YDS	AVG	LG	TD			
E. Decker			8	150	18.8	49	1				R. Wayne			5	50	10.0	14	0			
W. Welker			7	96	13.7	25	0				C. Fleener			5	38	7.6	21	1			
J. Thomas			5	41	8.2	13	1				D. Heyward-Bey			4	44	11.0	27	1			
D. Thomas			4	82	20.5	31	1				D. Brown			3	42	14.0	28	0			
K. Moreno			3	9	3.0	4	0				T. Hilton			2	27	13.5	19	0			
J. Tamme			1	7	7.0	7	0				S. Havili			1	20	20.0	20	1			
R. Hillman			1	1	1.0	1	0				J. Doyle			1	7	7.0	7	0			
TOTAL			29	386	13.3	49	3				TOTAL			21	228	10.9	28	3			
INTERCEPTIONS			NO	YDS	AVG	LG	TD				INTERCEPTIONS			NO	YDS	AVG	LG	TD			
			0	0	0.0	—	0				P. Angerer			1	4	4.0	4	0			
TOTAL			0	0	0.0	—	0				TOTAL			1	4	4.0	4	0			
PUNTING	NO	YDS	AVG	NET	TB	IN20	LG				PUNTING	NO	YDS	AVG	NET	TB	IN20	LG			
B. Colquitt	7	331	47.3	42.3	0	1	53				P. McAfee	9	440	48.9	47.1	0	6	60			
TOTAL	7	331	47.3	42.3	0	1	53				TOTAL	9	440	48.9	47.1	0	6	60			
PUNT RETURNS			NO	YDS	AVG	FC	LG	TD				PUNT RETURNS			NO	YDS	AVG	FC	LG	TD	
T. Holliday			4	16	4.0	2	12	0				T. Hilton			3	35	11.7	3	15	0	
[DOWNED]			2	0	0.0	0	0	0				[DOWNED]			1	0	0.0	0	0	0	
[OUT OF BOUNDS]			1	0	0.0	0	0	0													
RETURNS			4	16	4.0	2	12	0				RETURNS			3	35	11.7	3	15	0	
KICKOFF RETURNS			NO	YDS	AVG	FC	LG	TD				KICKOFF RETURNS			NO	YDS	AVG	FC	LG	TD	
T. Holliday			4	123	30.8	0	56	0				C. Vaughn			3	88	29.3	0	32	0	
[TOUCHBACK]			4	0	0.0	0	0	0				L. Brazill			1	16	16.0	0	16	0	
												[TOUCHBACK]			3	0	0.0	0	0	0	
RETURNS			4	123	30.8	0	56	0				RETURNS			4	104	26.0	0	32	0	
Denver Broncos	Own			Opp.			Out			Indianapolis Colts	Own			Opp.			Out				
FUMBLES	Fum	Lost	Rec.	Yds	TD	FF	Rec.	Yds	TD	Bnds	FUMBLES	Fum	Lost	Rec.	Yds	TD	FF	Rec.	Yds	TD	Bnds
T. Holliday	2	1	1	0	0	0	0	0	0	0	T. Richardson	1	1	0	0	0	0	0	0	0	0
R. Hillman	1	1	0	0	0	0	0	0	0	0	S. Havili	0	0	0	0	0	1	0	0	0	0
P. Manning	1	0	0	0	0	0	0	0	0	1	R. Mathis	0	0	0	0	0	1	0	0	0	0
D. Ihenacho	0	0	0	0	0	1	1	0	0	0	E. Walden	0	0	0	0	0	1	0	0	0	0
											A. Bethea	0	0	0	0	0	0	1	0	0	0
											S. Brown	0	0	0	0	0	0	1	0	0	0
TOTAL	4	2	1	0	0	1	1	0	0	1	TOTAL	1	1	0	0	0	3	2	0	0	0

FINAL TEAM STATISTICS									
	BRONCOS		COLTS			BRONCOS		COLTS	
TOTAL FIRST DOWNS	23		19		FGs - PATs Had Blocked	0-0		0-0	
By Rushing	2		5		Net Punting Average	42.3		47.1	
By Passing	19		11		TOTAL RETURN YARDAGE (Not Including Kickoffs)	16		39	
By Penalty	2		3		No. and Yards Punt Returns	4-16		3-35	
THIRD DOWN EFFICIENCY	5-16-31%		5-17-29%		No. and Yards Kickoff Returns	4-123		4-104	
FOURTH DOWN EFFICIENCY	1-1-100%		0-0-0%		No. and Yards Interception Returns	0-0		1-4	
TOTAL NET YARDS	429		334		PENALTIES Number and Yards	12-103		6-52	
Total Offensive Plays (inc. times thrown passing)	73		71		FUMBLES Number and Lost	4-2		1-1	
Average gain per offensive play	5.9		4.7		TOUCHDOWNS	4		4	
NET YARDS RUSHING	64		121		Rushing	1		1	
Total Rushing Plays	20		31		Passing	3		3	
Average gain per rushing play	3.2		3.9		EXTRA POINTS Made-Attempts	3-4		4-4	
Tackles for a loss-number and yards	2-3		5-9		Kicking Made-Attempts	3-3		4-4	
NET YARDS PASSING	365		213		Passing Made-Attempts	0-1		0-0	
Times thrown - yards lost attempting to pass	4-21		2-15		FIELD GOALS Made-Attempts	2-2		3-3	
Gross yards passing	386		228		RED ZONE EFFICIENCY	3-5-60%		3-4-75%	
PASS ATTEMPTS-COMPLETIONS-HAD INTERCEPTED	49-29-1		38-21-0		GOAL TO GO EFFICIENCY	1-3-33%		0-1-0%	
Avg gain per pass play (inc.# thrown passing)	6.9		5.3		SAFETIES	0		1	
KICKOFFS Number-In End Zone-Touchbacks	8-6-3		8-8-4		FINAL SCORE	33		39	
PUNTS Number and Average	7-47.3		9-48.9		TIME OF POSSESSION	28:13		31:47	
Had Blocked	0		0						

BRONCOS DEFENSIVE STATISTICS																	
(Press Box Totals)																	
PLAYER	UT	A	TT	S-YDS	I-YDS	PD	FF	FR	PLAYER	UT	A	TT	S-YDS	I-YDS	PD	FF	FR
D. Ihenacho	5	4	9	0-0	0-0	0	1	1	V. Miller	2	0	2	0-0	0-0	0	0	0
P. Lenon	3	5	8	0-0	0-0	2	0	0	T. Knighton	1	1	2	1-7	0-0	0	0	0
D. Trevathan	2	6	8	0-0	0-0	1	0	0	N. Irving	1	1	2	0-0	0-0	0	0	0
C. Harris Jr.	5	2	7	0-0	0-0	1	0	0	C. Bailey	1	1	2	0-0	0-0	0	0	0
R. Moore	3	2	5	0-0	0-0	0	0	0	S. Williams	0	2	2	0-0	0-0	0	0	0
D. Rodgers-Cromartie	4	0	4	0-0	0-0	1	0	0	S. Phillips	1	0	1	1-8	0-0	0	0	0
K. Webster	2	1	3	0-0	0-0	1	0	0	M. Unrein	0	1	1	0-0	0-0	0	0	0
K. Vickerson	2	1	3	0-0	0-0	0	0	0	R. Ayers	0	1	1	0-0	0-0	0	0	0
M. Jackson	1	2	3	0-0	0-0	1	0	0	TEAM TOTALS	33	30	63	2-15	0-0	7	1	1



Denver 45, Washington 21

Sunday, Oct. 27, 2013 • 2:25 p.m. MDT • Sports Authority Field at Mile High • Denver

WEATHER: Mostly Sunny, 69°, Wind W 8 mph • **TIME:** 3:18 • **ATTENDANCE:** 77,031

Coming off their first loss of the season, the Denver Broncos hosted and defeated former Head Coach Mike Shanahan and the Washington Redskins 45-21 at Sports Authority Field at Mile High.

After falling behind 21-7 early in the third quarter, the Broncos scored a team-record 38 second-half points, including 31 in the fourth quarter, to get the win.

Denver forced the Redskins to punt on the game's opening series and was able to score the first points of the game when quarterback Peyton Manning connected with wide receiver Wes Welker on a 6-yard touchdown pass.

Denver's defense was stout against Washington's offense and their versatile QB Robert Griffin III much of the first half, forcing four punts before allowing the Redskins to score.

Griffin III (15-of-30 for 132 yds., 1 TD, 2 INTs) led Washington on a 16-play, 95-yard drive at the end of the second quarter that concluded with a 7-yard touchdown reception by wide receiver Leonard Hankerson to tie the game at 7-7 entering halftime.

The Redskins got off to a fast start in the third quarter as running back Alfred Morris scored on a 1-yard run on Washington's opening drive. On the ensuing series, cornerback DeAngelo Hall intercepted Manning and returned it 26 yards for a touchdown to give Washington a 21-7 lead early in the second half.

Denver was able to shrink the deficit on the next series as rookie running back Montee Ball scored his first career touchdown on a 4-yard run.

The Broncos scored on each of their first three offensive series of the fourth quarter as Manning (30-of-44 for 354 yds., 4 TDs, 3 INTs) threw touchdown passes to tight end Joel Dreessen and running back Knowshon Moreno and kicker Matt Prater made a 19-yard field goal to give the Broncos a 31-21 lead early in the last frame.

The Broncos defense was dominant in the fourth quarter as they forced five turnovers, two punts and allowed zero points.

The first turnover occurred when linebacker Von Miller strip-sacked Griffin III for his first sack of the season and defensive end Derek Wolfe recovered the ball. Two series later, cornerback Chris Harris recorded Denver's first interception on an errant Griffin III throw.

After Griffin III was knocked out of the game due to injury, backup quarterback Kirk Cousins took over for Washington. On Cousins' first drive, cornerback Dominique Rodgers-Cromartie snared his pass and returned the ball 75 yards for a touchdown.

The turnover was followed by another interception on Washington's ensuing series as defensive end Shaun Phillips caught a Cousins' pass to seal the game and extend the Broncos record to 7-1 entering the bye week.

OFFICIALS:

Referee — Ron Winter (14); **Umpire** — Carl Paganelli (124); **Head Linesman** — Jim Howey (37); **Line Judge** — Gary Arthur (108); **Side Judge** — Tom Hill (97); **Field Judge** — Scott Steenson (88); **Back Judge** — Greg Steed (12); **Replay** — Jim Lapetina.

DENVER BRONCOS

OFFENSE

WR 88 D. Thomas
LT 75 C. Clark
LG 68 Z. Beadles
C 66 M. Ramirez
RG 65 L. Vazquez
RT 74 O. Franklin
TE 80 J. Thomas
WR 87 E. Decker
WR 83 W. Welker
QB 18 P. Manning
RB 27 K. Moreno

DEFENSE

LDE 95 D. Wolfe
DT 99 K. Vickerson
NT 94 T. Knighton
RDE 90 S. Phillips
SLB 58 V. Miller
MLB 52 W. Woodyard
WLB 59 D. Trevathan
LCB 25 C. Harris Jr.
RCB 45 D. Rodgers-Cromartie
SS 33 D. Ihenacho
FS 26 R. Moore

BRONCOS SUBSTITUTIONS: P 4 B.Colquitt, K 5 M.Prater, WR 11 T.Holliday, WR 12 A.Caldwell, S 20 M.Adams, RB 22 C.Anderson, CB 23 Q.Jammer, RB 28 M.Ball, S 30 D.Bruton, S 31 O.Bolden, CB 36 K.Webster, LS 46 A.Brewer, LB 51 P.Lenon, LB 53 S.Johnson, LB 56 N.Irving, C 60 S.Vallos, TE 81 J.Dreessen, TE 84 J.Tamme, TE 85 V.Green, DE 91 R.Ayers, DT 96 M.Unrein, DE 97 M.Jackson. **DID NOT PLAY:** QB 17 B.Osweiler, T 77 W.Justice. **INACTIVE:** QB 2 Z.Dysert, RB 21 R.Hillman, CB 24 C.Bailey, CB 32 T.Carter, G 72 J.Moffitt, G 73 C.Kuper, DT 92 S.Williams.

WASHINGTON REDSKINS

OFFENSE

WR 88 P. Garcon
LT 71 T. Williams
LG 78 K. Lichtensteiger
C 63 W. Montgomery
RG 66 C. Chester
RT 74 T. Polumbus
TE 82 L. Paulsen
WR 15 J. Morgan
QB 10 R. Griffin
TE 86 J. Reed
RB 46 A. Morris

DEFENSE

CB 39 D. Amerson
NT 96 B. Cofield
RDE 72 S. Bowen
LOLB 91 R. Kerrigan
MLB 59 L. Fletcher
JLB 56 P. Riley
ROLB 98 B. Orakpo
LCB 23 D. Hall
RCB 26 J. Wilson
SS 48 J. Gumbs
FS 30 E. Biggers

REDSKINS SUBSTITUTIONS: K 2 K.Forbath, P 6 S.Rocca, WR 11 A.Robinson, QB 12 K.Cousins, RB 22 E.Royster, S 24 B.Rambo, RB 29 R.Helu, S 32 J.Pugh, S 34 T.Robinson, FB 36 D.Young, LS 40 K.Nelson, CB 45 J.Murphy, LB 50 R.Jackson, LB 54 D.Tapp, LB 55 N.Barnett, LB 58 J.Hull, DL 64 K.Golston, T 68 T.Compton, G 73 A.Gettis, TE 84 N.Paul, WR 85 L.Hankerson, WR 89 S.Moss, DL 92 C.Baker, DT 99 J.Jenkins. **INACTIVE:** QB 8 R.Grossman, RB 25 C.Thompson, S 37 R.Doughty, LB 51 B.Jenkins, G 67 J.LeRibeus, TE 83 F.Davis, NT 95 C.Neid.

		1	2	3	4	OT	TOTAL	FIELD GOALS (made () missed)	
VISITOR	Washington Redskins	0	7	14	0	—	21		
HOME	Denver Broncos	7	0	7	31	—	45	Prater (19)	
Team	Qtr	Clock Time	PLAY DESCRIPTION (Extra Point) (Drive Info)					SCORE	
								Visitor	Home
BRONCOS	1	10:02	W. Welker 6 yd. pass from P. Manning (M. Prater kick) (9-77, 3:40)					0	7
REDSKINS	2	0:19	L. Hankerson 7 yd. pass from R. Griffin (K. Forbath kick) (16-95, 7:03)					7	7
REDSKINS	3	11:34	A. Morris 1 yd. run (K. Forbath kick) (3-19, 1:22)					14	7
REDSKINS	3	11:25	D. Hall 26 yd. interception return (K. Forbath kick)					21	7
BRONCOS	3	7:48	M. Ball 4 yd. run (M. Prater kick) (11-75, 3:37)					21	14
BRONCOS	4	14:56	J. Dreessen 1 yd. pass from P. Manning (M. Prater kick) (16-83, 4:59)					21	21
BRONCOS	4	14:19	K. Moreno 35 yd. pass from P. Manning (M. Prater kick) (1-35, 0:10)					21	28
BRONCOS	4	11:14	M. Prater 19 yd. Field Goal (5-23, 2:01)					21	31
BRONCOS	4	6:35	D. Thomas 35 yd. pass from P. Manning (M. Prater kick) (2-25, 0:34)					21	38
BRONCOS	4	2:07	D. Rodgers-Cromartie 75 yd. interception return (M. Prater kick)					21	45

FINAL INDIVIDUAL STATISTICS																					
Washington Redskins									Denver Broncos												
RUSHING	ATT	YDS	AVG	LG	TD				RUSHING	ATT	YDS	AVG	LG	TD							
A. Morris	17	93	5.5	27	1				K. Moreno	13	43	3.3	8	0							
R. Helu	5	11	2.2	4	0				M. Ball	12	38	3.2	8	1							
R. Griffin	5	7	1.4	4	0				C. Anderson	4	22	5.5	11	0							
K. Cousins	1	1	1.0	1	0				T. Holliday	1	7	7.0	7	0							
									P. Manning	4	-3	-0.8	0	0							
TOTAL	28	112	4.0	27	1				TOTAL	34	107	3.1	11	1							
PASSING	ATT	CMP	YDS	TKD/YD	TD	LG	IN	Rtg.	PASSING	ATT	CMP	YDS	TKD/YD	TD	LG	IN	Rtg.				
R. Griffin	30	15	132	3/26	1	17	2	45.4	P. Manning	44	30	354	2/15	4	35	3	94.3				
K. Cousins	9	5	48	0/0	0	17	2	31.0													
TOTAL	39	20	180	3/26	1	17	4	33.0	TOTAL	44	30	354	2/15	4	35	3	94.3				
PASS RECEIVING		NO	YDS	AVG	LG	TD				PASS RECEIVING		NO	YDS	AVG	LG	TD					
J. Reed		8	90	11.3	17	0				D. Thomas		7	75	10.7	35	1					
P. Garcon		7	46	6.6	14	0				K. Moreno		6	89	14.8	35	1					
S. Moss		2	20	10.0	10	0				W. Welker		6	81	13.5	24	1					
R. Helu		1	14	14.0	14	0				E. Decker		4	42	10.5	19	0					
L. Hankerson		1	7	7.0	7	1				J. Thomas		3	29	9.7	19	0					
J. Morgan		1	3	3.0	3	0				J. Dreessen		2	9	4.5	8	1					
										J. Tamme		1	15	15.0	15	0					
										A. Caldwell		1	14	14.0	14	0					
TOTAL		20	180	9.0	17	1				TOTAL		30	354	11.8	35	4					
INTERCEPTIONS		NO	YDS	AVG	LG	TD				INTERCEPTIONS		NO	YDS	AVG	LG	TD					
D. Hall		2	26	13.0	26	1				D. Rodgers-Cromartie		1	75	75.0	75	1					
J. Pugh		1	16	16.0	16	0				R. Moore		1	18	18.0	18	0					
										S. Phillips		1	3	3.0	3	0					
										C. Harris		1	1	1.0	1	0					
TOTAL		3	42	14.0	26	1				TOTAL		4	97	24.3	75	1					
PUNTING	NO	YDS	AVG	NET	TB	IN20	LG		PUNTING	NO	YDS	AVG	NET	TB	IN20	LG					
S. Rocca	7	274	39.1	37.7	0	4	60		B. Colquitt	3	147	49.0	37.0	0	1	55					
TOTAL	7	274	39.1	37.7	0	4	60		TOTAL	3	147	49.0	37.0	0	1	55					
PUNT RETURNS		NO	YDS	AVG	FC	LG	TD		PUNT RETURNS		NO	YDS	AVG	FC	LG	TD					
J. Morgan		2	36	18.0	0	34	0		T. Holliday		1	10	10.0	1	10	0					
[DOWNED]		1	0	0.0	0	0	0		[DOWNED]		1	0	0.0	0	0	0					
									[OUT OF BOUNDS]		4	0	0.0	0	0	0					
RETURNS		2	36	18.0	0	34	0		RETURNS		1	10	10.0	1	10	0					
KICKOFF RETURNS		NO	YDS	AVG	FC	LG	TD		KICKOFF RETURNS		NO	YDS	AVG	FC	LG	TD					
[TOUCHBACK]		8	0	0.0	0	0	0		T. Holliday		1	30	30.0	0	30	0					
									[TOUCHBACK]		3	0	0.0	0	0	0					
RETURNS		0	0	0.0	0	0	0		RETURNS		1	30	30.0	0	30	0					
Washington Redskins	Own					Opp.			Denver Broncos	Own					Opp.						
FUMBLES	Fum	Lost	Rec.	Yds	TD	FF	Rec.	Yds	TD	Bnds	FUMBLES	Fum	Lost	Rec.	Yds	TD	Bnds				
R. Griffin	2	1	0	-4	0	0	0	0	0	0	P. Manning	1	1	0	0	0	0	0			
A. Morris	1	0	0	0	0	0	0	0	0	0	V. Miller	0	0	0	0	1	0	0			
R. Helu	0	0	1	0	0	0	0	0	0	0	D. Trevathan	0	0	0	0	1	0	0			
L. Paulsen	0	0	1	0	0	0	0	0	0	0	D. Wolfe	0	0	0	0	0	1	1			
R. Kerrigan	0	0	0	0	0	1	0	0	0	0											
B. Orakpo	0	0	0	0	0	0	1	0	0	0											
TOTAL	3	1	2	-4	0	1	1	0	0	0	TOTAL	1	1	0	0	0	2	1	1	0	0

FINAL TEAM STATISTICS													
	REDSKINS			BRONCOS				REDSKINS			BRONCOS		
TOTAL FIRST DOWNS	22			29			FGs - PATs Had Blocked	0-0			0-0		
By Rushing	8			6			Net Punting Average	37.7			37.0		
By Passing	11			23			TOTAL RETURN YARDAGE (Not Including Kickoffs)	78			107		
By Penalty	3			0			No. and Yards Punt Returns	2-36			1-10		
THIRD DOWN EFFICIENCY	6-14-43%			4-12-33%			No. and Yards Kickoff Returns	0-0			1-30		
FOURTH DOWN EFFICIENCY	0-0-0%			2-2-100%			No. and Yards Interception Returns	3-42			4-97		
TOTAL NET YARDS	266			446			PENALTIES Number and Yards	1-5			6-57		
Total Offensive Plays (inc. times thrown passing)	70			80			FUMBLES Number and Lost	3-1			1-1		
Average gain per offensive play	3.8			5.6			TOUCHDOWNS	3			6		
NET YARDS RUSHING	112			107			Rushing	1			1		
Total Rushing Plays	28			34			Passing	1			4		
Average gain per rushing play	4.0			3.1			Interceptions	1			1		
Tackles for a loss-number and yards	2-5			2-3			EXTRA POINTS Made-Attempts	3-3			6-6		
NET YARDS PASSING	154			339			Kicking Made-Attempts	3-3			6-6		
Times thrown - yards lost attempting to pass	3-26			2-15			FIELD GOALS Made-Attempts	0-0			1-1		
Gross yards passing	180			354			RED ZONE EFFICIENCY	2-2-100%			3-4-75%		
PASS ATTEMPTS-COMPLETIONS-HAD INTERCEPTED	39-20-4			44-30-3			GOAL TO GO EFFICIENCY	2-2-100%			3-4-75%		
Avg gain per pass play (inc.# thrown passing)	3.7			7.4			SAFETIES	0			0		
KICKOFFS Number-In End Zone-Touchbacks	4-4-3			8-8-8			FINAL SCORE	21			45		
PUNTS Number and Average	7-39.1			3-49.0			TIME OF POSSESSION	28:00			32:00		
Had Blocked	0			0									

BRONCOS DEFENSIVE STATISTICS																	
(Press Box Totals)																	
PLAYER	UT	A	TT	S-YDS	I-YDS	PD	FF	FR	PLAYER	UT	A	TT	S-YDS	I-YDS	PD	FF	FR
D. Trevathan	6	4	10	0-0	0-0	1	1	0	K. Webster	2	0	2	0-0	0-0	0	0	0
R. Moore	6	0	6	0-0	1-18	1	0	0	D. Wolfe	1	1	2	1-9	0-0	0	0	1
V. Miller	4	1	5	1-9	0-0	0	1	0	K. Vickerson	1	0	1	0-0	0-0	0	0	0
W. Woodyard	4	1	5	0-0	0-0	0	0	0	M. Unrein	1	0	1	0-0	0-0	0	0	0
D. Rodgers-Cromartie	4	1	5	0-0	1-75	3	0	0	Q. Jammer	1	0	1	0-0	0-0	0	0	0
R. Ayers	3	0	3	0-0	0-0	0	0	0	M. Jackson	0	1	1	0-0	0-0	0	0	0
C. Harris Jr.	3	0	3	0-0	1-1	2	0	0	N. Irving	0	1	1	0-0	0-0	0	0	0
D. Ithenacho	3	0	3	0-0	0-0	1	0	0	S. Phillips	0	1	1	0-0	1-3	1	0	0
M. Adams	1	2	3	0-0	0-0	1	0	0	TEAM TOTALS	42	13	55	3-26	4-97	10	2	1
T. Knighton	2	0	2	1-8	0-0	0	0	0									



Denver 28, San Diego 20

Sunday, Nov. 10, 2013 • 1:25 p.m. PST • Qualcomm Stadium • San Diego

WEATHER: Sunny, 78°, Wind SSW 6 mph • TIME: 3:01 • ATTENDANCE: 68,847

The Denver Broncos defeated the San Diego Chargers 28-20 to give Owner & CEO Pat Bowlen his 300th career win making him the first owner in professional football history to reach that milestone in just 30 years.

Denver jumped out early, forcing a San Diego punt on the opening series of the game. Three plays later, quarterback Peyton Manning (25-of-36 for 330 yds., 4 TDs, 0 INT) connected with tight end Julius Thomas for a 74-yard touchdown reception to give the Broncos the early lead.

The Chargers' second offensive possession was a steady 14 play, 72-yard drive that took nearly 10 minutes and resulted in a 26-yard field goal by kicker Nick Novak on the first play of the second quarter.

San Diego's defense forced the Broncos to consecutive three-and-out series and were able to cut the deficit to 7-6 after Novak converted his second field goal of the game.

Manning and the Broncos offense were able to respond with another touchdown drive as Manning completed an 11-yard touchdown pass to wide receiver Demaryius Thomas.

After Novak missed a 37-yard field goal attempt, Manning led the two-minute offense on a nine-play scoring drive to end the half. He completed 8-of-9 passes on the series for 73 yards which concluded with a 7-yard touchdown reception by Demaryius Thomas.

Despite losing the time of possession battle 22:29-7:31, Denver entered halftime with a 21-6 lead.

The Broncos scored on the opening drive of the second half when Demaryius Thomas (7 rec. for 108 yds., 3 TDs) caught his third receiving touchdown of the game from Manning to tie a franchise single-game record.

San Diego was forced to punt on their first possession of the third quarter, but got the ball back two plays later when linebacker Tourek Williams strip-sacked Manning and linebacker Donald Butler recovered the ball at Denver's 11-yard line. Two plays later, quarterback Philip Rivers (19-of-29 for 218 yds., 1 TD, 0 INT) completed a 7-yard pass to running back Danny Woodhead to bring the score to 28-13.

Both teams were held scoreless the rest of the third quarter, but the Chargers were able to close the gap to 28-20 on a 1-yard touchdown run by running back Ryan Mathews with 10:42 left.

After the score, Denver was able to execute an eight-play drive that accumulated 3:59 before punting the ball to San Diego.

The Broncos defense was stout against the Chargers offense and forced San Diego to punt with 3:26 left.

Denver's offense maintained control of the ball and converted three critical first downs to preserve the 28-20 victory and extend the team's consecutive AFC West win streak to eight games.

OFFICIALS:

Referee — Tony Corrente (99); **Umpire** — Fred Bryan (11); **Head Linesman** — George Hayward (54); **Line Judge** — Darryll Lewis (130); **Side Judge** — Ron Torbert (62); **Field Judge** — Gary Cavaletto (60); **Back Judge** — Greg Wilson (119); **Replay** — Howard Slavin.

DENVER BRONCOS

OFFENSE

WR 88 D. Thomas
LT 75 C. Clark
LG 68 Z. Beadles
C 66 M. Ramirez
RG 65 L. Vasquez
RT 74 O. Franklin
TE 80 J. Thomas
WR 87 E. Decker
WR 83 W. Welker
QB 18 P. Manning
RB 27 K. Moreno

DEFENSE

LDE 95 D. Wolfe
DT 99 K. Vickerson
NT 94 T. Knighton
RDE 90 S. Phillips
SLB 58 V. Miller
MLB 52 W. Woodyard
WLB 59 D. Trevathan
LCB 25 C. Harris Jr.
RCB 23 Q. Jammer
SS 20 M. Adams
FS 26 R. Moore

BRONCOS SUBSTITUTIONS: P 4 B.Colquitt, K 5 M.Prater, WR 11 T.Holliday, WR 12 A.Caldwell, RB 22 C.Anderson, RB 28 M.Ball, S 30 D.Bruton, S 31 O.Bolden, CB 32 T.Carter, CB 36 K.Webster, CB 45 D.Rodgers-Cromartie, LS 46 A.Brewer, LB 51 P.Lenon, LB 53 S.Johnson, LB 56 N.Irving, C 60 S.Vallos, TE 81 J.Dreessen, TE 84 J.Tamme, TE 85 V.Green, DE 91 R.Ayers, DT 96 M.Unrein, DE 97 M.Jackson, **DID NOT PLAY:** QB 17 B.Osweller, T 77 W.Justice. **INACTIVE:** QB 2 Z.Dysert, RB 21 R.Hillman, CB 24 C.Bailey, S 33 D.Ihenacho, C 50 J.Walton, G 73 C.Kuper, DT 92 S.Williams.

SAN DIEGO CHARGERS

OFFENSE

TE 89 L. Green
WR 13 K. Allen
LT 77 K. Dunlap
LG 63 J. Troutman
C 61 N. Hardwick
RG 66 J. Clary
RT 76 D. Fluker
TE 85 A. Gates
WR 11 E. Royal
QB 17 P. Rivers
RB 24 R. Mathews

DEFENSE

RE 94 C. Liuget
DT 90 T. Keiser
LE 91 K. Reyes
OLB 51 L. English
ILB 50 M. Te'o
ILB 56 D. Butler
CB 26 J. Patrick
LCB 22 D. Cox
RCB 29 S. Wright
SS 38 M. Gilchrist
FS 32 E. Weddle

CHARGERS SUBSTITUTIONS: P 5 M.Scifres, K 9 N.Novak, WR 16 S.Ajirotutu, CB 20 C.Butler, RB 23 R.Brown, S 25 D.Stuckey, CB 31 R.Marshall, FB 33 L.McClain, S 37 J.Addae, RB 39 D.Woodhead, LS 47 M.Windt, ILB 52 R.Walker, OLB 58 T.Williams, ILB 59 A.Gachkar, DE 71 L.Guy, C 74 R.Ohrnberger, G 78 C.Rinehart, TE 83 J.Phillips, WR 86 V.Brown, DT 92 C.Thomas, DT 95 K.Geathers, ILB 97 B.Bird, DE 98 S.Lissemore, **DID NOT PLAY:** QB 6 C.Whitehurst, **INACTIVE:** QB 4 B.Sorensen, WR-KR 10 L.Hawkins, SS 28 B.Taylor, T 60 M.Remmers, T 67 N.Becton, G-T 70 S.Schilling, OLB 96 J.Johnson.

		1	2	3	4	OT	TOTAL	FIELD GOALS (made () missed)	
VISITOR	Denver Broncos	7	14	7	0	—	28		
HOME	San Diego Chargers	0	6	7	7	—	20	N. Novak (26) (40) 37WL	
Team	Qtr	Clock Time	PLAY DESCRIPTION (Extra Point) (Drive Info)					SCORE	
								Visitor	Home
BRONCOS	1	9:18	J. Thomas 74 yd. pass from P. Manning (M. Prater kick) (3-85, 0:57)					7	0
CHARGERS	2	14:58	N. Novak 26 yd. Field Goal (14-72, 9:20)					7	3
CHARGERS	2	9:05	N. Novak 40 yd. Field Goal (5-37, 1:59)					7	6
BRONCOS	2	6:38	D. Thomas 11 yd. pass from P. Manning (M. Prater kick) (7-80, 2:27)					14	6
BRONCOS	2	0:13	D. Thomas 7 yd. pass from P. Manning (M. Prater kick) (9-73, 1:25)					21	6
BRONCOS	3	11:34	D. Thomas 34 yd. pass from P. Manning (M. Prater kick) (8-78, 3:26)					28	6
CHARGERS	3	8:38	D. Woodhead 7 yd. pass from P. Rivers (N. Novak kick) (2-11, 0:52)					28	13
CHARGERS	4	10:42	R. Mathews 1 yd. run (N. Novak kick) (9-60, 4:47)					28	20

FINAL INDIVIDUAL STATISTICS																						
Denver Broncos									San Diego Chargers													
RUSHING		ATT	YDS	AVG	LG	TD	RUSHING		ATT	YDS	AVG	LG	TD									
K. Moreno		15	65	4.3	9	0	R. Mathews		14	59	4.2	35	1									
M. Ball		5	20	4.0	12	0	R. Brown		9	36	4.0	7	0									
P. Manning		2	-1	-0.5	0	0	D. Woodhead		6	27	4.5	8	0									
							P. Rivers		5	7	1.4	3	0									
							E. Weddle		1	2	2.0	2	0									
TOTAL		22	84	3.8	12	0	TOTAL		35	131	3.7	35	1									
PASSING		ATT	CMP	YDS	TKD/ YD	TD	LG	IN	Rtg.	PASSING		ATT	CMP	YDS	TKD/ YD	TD	LG	IN	Rtg.			
P. Manning		36	25	330	2/17	4	74	0	135.2	P. Rivers		29	19	218	4/20	1	30	0	99.5			
TOTAL		36	25	330	2/17	4	74	0	135.2	TOTAL		29	19	218	4/20	1	30	0	99.5			
PASS RECEIVING				NO	YDS	AVG	LG	TD	PASS RECEIVING				NO	YDS	AVG	LG	TD					
K. Moreno				8	49	6.1	11	0	A. Gates				4	62	15.5	24	0					
D. Thomas				7	108	15.4	34	3	K. Allen				4	41	10.3	18	0					
J. Thomas				3	96	32.0	74	1	D. Woodhead				4	17	4.3	7	1					
E. Decker				3	52	17.3	34	0	V. Brown				3	35	11.7	15	0					
W. Welker				3	21	7.0	11	0	E. Royal				2	36	18.0	30	0					
V. Green				1	4	4.0	4	0	L. Green				1	25	25.0	25	0					
									R. Mathews				1	2	2.0	2	0					
TOTAL				25	330	13.2	74	4	TOTAL				19	218	11.5	30	1					
INTERCEPTIONS				NO	YDS	AVG	LG	TD	INTERCEPTIONS				NO	YDS	AVG	LG	TD					
TOTAL				0	0	0.0	—	0	TOTAL				0	0	0.0	—	0					
PUNTING		NO	YDS	AVG	NET	TB	IN20	LG	PUNTING		NO	YDS	AVG	NET	TB	IN20	LG					
B. Colquitt		5	233	46.6	42.6	1	0	59	M. Scifres		5	238	47.6	46.4	0	4	61					
TOTAL		5	233	46.6	42.6	1	0	59	TOTAL		5	238	47.6	46.4	0	4	61					
PUNT RETURNS				NO	YDS	AVG	FC	LG	TD	PUNT RETURNS				NO	YDS	AVG	FC	LG	TD			
T. Holliday				2	6	3.0	3	6	0	K. Allen				0	0	0.0	3	0	0			
										[DOWNED]				1	0	0.0	0	0	0			
										[TOUCHBACK]				1	0	0.0	0	0	0			
RETURNS				2	6	3.0	3	6	0	RETURNS				0	0	0.0	3	—	0			
KICKOFF RETURNS				NO	YDS	AVG	FC	LG	TD	KICKOFF RETURNS				NO	YDS	AVG	FC	LG	TD			
T. Holliday				4	103	25.8	0	30	0	[TOUCHBACK]				5	0	0.0	0	0	0			
[TOUCHBACK]				1	0	0.0	0	0	0													
RETURNS				4	103	25.8	0	30	0	RETURNS				0	0	0.0	0	—	0			
Denver Broncos		Own			Opp.			Out			San Diego Chargers		Own			Opp.			Out			
FUMBLES	Fum	Lost	Rec.	Yds	TD	FF	Rec.	Yds	TD	Bnds	FUMBLES	Fum	Lost	Rec.	Yds	TD	FF	Rec.	Yds	TD	Bnds	
T. Holliday		1	0	1	0	0	0	0	0	0	P. Rivers		1	0	1	-4	0	0	0	0	0	0
P. Manning		1	1	0	0	0	0	0	0	0	T. Williams		0	0	0	0	0	1	0	0	0	0
											D. Butler		0	0	0	0	0	0	1	0	0	0
TOTAL		2	1	1	0	0	0	0	0	0	TOTAL		1	0	1	-4	0	1	1	0	0	0

FINAL TEAM STATISTICS																	
	BRONCOS				CHARGERS					BRONCOS				CHARGERS			
TOTAL FIRST DOWNS	22				20				FGs - PATs Had Blocked	0-0				0-0			
By Rushing	5				7				Net Punting Average	42.6				46.4			
By Passing	17				11				TOTAL RETURN YARDAGE (Not Including Kickoffs)	6				0			
By Penalty	0				2				No. and Yards Punt Returns	2-6				0-0			
THIRD DOWN EFFICIENCY	3-8-38%				7-16-44%				No. and Yards Kickoff Returns	4-103				0-0			
FOURTH DOWN EFFICIENCY	0-0-0%				1-1-100%				No. and Yards Interception Returns	0-0				0-0			
TOTAL NET YARDS	397				329				PENALTIES Number and Yards	3-28				6-40			
Total Offensive Plays (inc. times thrown passing)	60				68				FUMBLES Number and Lost	2-1				1-0			
Average gain per offensive play	6.6				4.8				TOUCHDOWNS	4				2			
NET YARDS RUSHING	84				131				Rushing	0				1			
Total Rushing Plays	22				35				Passing	4				1			
Average gain per rushing play	3.8				3.7				EXTRA POINTS Made-Attempts	4-4				2-2			
Tackles for a loss-number and yards	1-2				2-5				Kicking Made-Attempts	4-4				2-2			
NET YARDS PASSING	313				198				FIELD GOALS Made-Attempts	0-0				2-3			
Times thrown - yards lost attempting to pass	2-17				4-20				RED ZONE EFFICIENCY	2-2-100%				2-4-50%			
Gross yards passing	330				218				GOAL TO GO EFFICIENCY	1-1-100%				1-1-100%			
PASS ATTEMPTS-COMPLETIONS-HAD INTERCEPTED	36-25-0				29-19-0				SAFETIES	0				0			
Avg gain per pass play (inc.# thrown passing)	8.2				6.0				FINAL SCORE	28				20			
KICKOFFS Number-In End Zone-Touchbacks	5-5-5				5-5-1				TIME OF POSSESSION	21:57				38:03			
PUNTS Number and Average	5-46.6				5-47.6												
Had Blocked	0				0												

BRONCOS DEFENSIVE STATISTICS																	
(Press Box Totals)																	
PLAYER	UT	A	TT	S-YDS	I-YDS	PD	FF	FR	PLAYER	UT	A	TT	S-YDS	I-YDS	PD	FF	FR
D. Trevathan	9	2	11	0-0	0-0	0	0	0	T. Knighton	2	0	2	1-3	0-0	0	0	0
W. Woodyard	5	6	11	0-0	0-0	1	0	0	D. Bruton	2	0	2	0-0	0-0	0	0	0
K. Vickerson	6	0	6	0-0	0-0	1	0	0	R. Moore	1	1	2	0-0	0-0	1	0	0
V. Miller	5	1	6	1-2	0-0	0	0	0	D. Wolfe	1	0	1	1-5	0-0	0	0	0
C. Harris Jr.	5	0	5	0-0	0-0	2	0	0	S. Phillips	1	0	1	1-10	0-0	0	0	0
K. Webster	4	1	5	0-0	0-0	1	0	0	R. Ayers	1	0	1	0-0	0-0	0	0	0
D. Rodgers-Cromartie	4	0	4	0-0	0-0	0	0	0	N. Irving	1	0	1	0-0	0-0	0	0	0
M. Adams	3	1	4	0-0	0-0	0	0	0	J. Tamme	0	1	1	0-0	0-0	0	0	0
Q. Jammer	3	0	3	0-0	0-0	1	0	0	M. Unrein	0	1	1	0-0	0-0	0	0	0
M. Jackson	2	1	3	0-0	0-0	0	0	0	TEAM TOTALS	55	15	70	4-20	0-0	7	0	0



Denver 27, Kansas City 17

Sunday, Nov. 17, 2013 • 6:30 p.m. MST • Sports Authority Field at Mile High • Denver

WEATHER: Clear, 43°, Wind E 6 mph • TIME: 3:38 • ATTENDANCE: 77,076

The Denver Broncos defeated the previously undefeated Kansas City Chiefs 27-17 in a game that boasted the highest winning percentage (.944 / 17-1) for a game 11 weeks into the season since the 1970 NFL-AFL merger.

After forcing the Chiefs to punt on their first offensive series, the Broncos orchestrated a scoring drive which resulted in a season-long 54-yard field goal by kicker Matt Prater to give Denver the early lead.

The defenses controlled much of the first quarter as the teams combined for four total punts and two takeaways.

After recovering a Chiefs' fumble, Broncos quarterback Peyton Manning (24-of-40 for 323 yds., 1 TD, 0 INT) led the offense on a touchdown drive highlighted by a 70-yard reception by wide receiver Demaryius Thomas (5 rec. for 121 yds., 0 TD) that put Denver deep in Kansas City territory. Two plays later, Manning connected with tight end Julius Thomas on a 9-yard pass in the end zone.

The Chiefs got on the scoreboard at the beginning of the second quarter as quarterback Alex Smith led Kansas City on an 11-play, 80-yard drive. Wide receiver Dwayne Bowe (4 rec. for 57 yds., 1 TD) caught a 6-yard touchdown pass from Smith to bring the score to 10-7.

On the ensuing series, Manning coordinated an efficient drive as he completed 5-of-6 passes for 66 yards. Rookie running back Montee Ball scored on a 1-yard carry to conclude the 10-play, 79-yard series.

Kansas City kicker Ryan Succop made a 20-yard field goal toward the end of the quarter to cut the deficit to 17-10 at halftime.

Defense was the story of the third quarter as the teams combined for six consecutive punts to open the second half. Brothers and dueling punters Britton and Dustin Colquitt registered 13 total kicks on the day as each team battled for field position.

Ball was able to score his second touchdown of the game on an 8-yard run toward the end of the third quarter to increase Denver's lead to 24-10.

After forcing the Chiefs to their seventh punt of the game, Prater made a 36-yard field goal to give Denver a 27-10 advantage—its largest lead of the day.

Smith (21-of-45 for 230 yds., 2 TD, 0 INT) threw his second touchdown of the game when he completed a 10-yard pass to tight end Anthony Fasano.

The score would represent the Chiefs' last points of the game as Denver's defense thwarted a late rally by Kansas City.

The victory gave Denver its ninth consecutive win over AFC West opponents as the Broncos improved to 9-1 and moved to the top spot in the division.

OFFICIALS:

Referee — John Parry (132); **Umpire** — Dan Ferrell (64); **Head Linesman** — Derick Bowers (74); **Line Judge** — Adrian Hill (29); **Side Judge** — Joe Larrew (73); **Field Judge** — Scott Edwards (3); **Back Judge** — Perry Paganelli (46); **Replay** — Bobby McGrath.

DENVER BRONCOS

OFFENSE

WR88D. Thomas
LT 75 C. Clark
LG 68 Z. Beadles
C 66 M. Ramirez
RG 65 L. Vazquez
RT 74 O. Franklin
TE 80 J. Thomas
WR 87 E. Decker
WR 83 W. Welker
QB 18 P. Manning
RB 27 K. Moreno

DEFENSE

LDE 95 D. Wolfe
DT 99 K. Vickerson
NT 94 T. Knighton
RDE 90 S. Phillips
SLB 58 V. Miller
MLB 52 W. Woodyard
WLB 59 D. Trevathan
LCB 25 C. Harris Jr.
RCB 45 D. Rodgers-Cromartie
SS 33 D. Ihenacho
FS 26 R. Moore

BRONCOS SUBSTITUTIONS: P 4 B.Colquitt, K 5 M.Prater, WR 11 T.Holliday, WR 12 A.Caldwell, S 20 M.Adams, RB 22 C.Anderson, CB 23 Q.Jammer, RB 28 M.Ball, S 30 D.Bruton, S 31 O.Bolden, CB 36 K.Webster, LS 46 A.Brewer, LB 51 P.Lenon, LB 53 S.Johnson, C 60 S.Vallos, TE 81 J.Dreessen, TE 84 J.Tamme, TE 85 V.Green, DE 91 R.Ayers, DT 92 S.Williams, DT 96 M.Unrein, DE 97 M.Jackson. **DID NOT PLAY:** QB 17 B.Osweiler, T 77 W.Justice. **INACTIVE:** QB 2 Z.Dysert, RB 21 R.Hillman, CB 24 C.Bailey, CB 32 T.Carter, C 50 J.Walton, LB 56 N.Irving, G 73 C.Kuper.

KANSAS CITY CHIEFS

OFFENSE

WR 17 D. Avery
LT 76 B. Albert
LG 71 J. Allen
C 61 R. Hudson
RG 73 J. Asamoah
RT 72 E. Fisher
TE 80 A. Fasano
WR 82 D. Bowe
QB 11 A. Smith
RB 25 J. Charles
TE 84 S. McGrath

DEFENSE

NT 92 D. Poe
RDE 70 M. Devito
LOLB 50 J. Houston
RILB 56 D. Johnson
ROLB 91 T. Hali
LCB 24 B. Flowers
RCB 27 S. Smith
CB 31 M. Cooper
S 35 Q. Demps
SS 29 E. Berry
FS 23 K. Lewis

CHIEFS SUBSTITUTIONS: P 2 D.Colquitt, K 6 R.Succop, WR 15 A.Jenkins, WR 19 K.Williams, WR 22 D.McCluster, DB 26 S.Cummings, RB 32 C.Gray, RB 34 K.Davis, CB 38 R.Parker, S 39 H.Abdullah, FB 42 A.Sherman, LS 43 T.Gafford, LB 51 F.Zombo, LB 52 J.Johnson, LB 54 D.Moses, LB 55 A.Jordan, G/T 74 G.Schwartz, DE 77 M.Catapano, OL 79 D.Stephenson, WR 88 J.Hemingway, DE 94 T.Jackson, DL 97 A.Bailey, DT 98 A.Toribio. **DID NOT PLAY:** QB 10 C.Daniel. **INACTIVE:** QB 9 T.Bray, CB 21 D.Robinson, LB 57 N.Johnson, C 64 E.Kush, OL 69 R.Watkins, G 75 R.Johnson, DT 96 J.Howard.

		1	2	3	4	OT	TOTAL	FIELD GOALS (made () missed)
VISITOR	Kansas City Chiefs	0	10	0	7	—	17	R. Succop (20)
HOME	Denver Broncos	10	7	7	3	—	27	M. Prater (54) 52WL (36)
Team	Qtr	Clock Time	PLAY DESCRIPTION (Extra Point) (Drive Info)					SCORE Visitor Home
BRONCOS	1	12:33	M. Prater 54 yd. Field Goal (7-17, 1:31)					0 3
BRONCOS	1	3:03	J. Thomas 9 yd. pass from P. Manning (M. Prater kick) (5-84, 2:25)					0 10
CHIEFS	2	13:23	D. Bowe 6 yd. pass from A. Smith (R. Succop kick) (11-80, 4:40)					7 10
BRONCOS	2	9:05	M. Ball 1 yd. run (M. Prater kick) (10-79, 4:18)					7 17
CHIEFS	2	2:55	R. Succop 20 yd. Field Goal (12-79, 6:10)					10 17
BRONCOS	3	2:22	M. Ball 8 yd. run (M. Prater kick) (6-65, 3:02)					10 24
BRONCOS	4	7:06	M. Prater 36 yd. Field Goal (10-62, 4:42)					10 27
CHIEFS	4	4:56	A. Fasano 10 yd. pass from A. Smith (R. Succop kick) (9-80, 2:10)					17 27

FINAL INDIVIDUAL STATISTICS																					
Kansas City Chiefs											Denver Broncos										
RUSHING		ATT	YDS	AVG	LG	TD	RUSHING		ATT	YDS	AVG	LG	TD								
J. Charles		16	78	4.9	35	0	K. Moreno		27	79	2.9	11	0								
A. Smith		5	52	10.4	25	0	M. Ball		8	25	3.1	8	2								
K. Davis		3	13	4.3	7	0	P. Manning		1	0	0.0	0	0								
A. Sherman		1	1	1.0	1	0															
TOTAL		25	144	5.8	35	0	TOTAL		36	104	2.9	11	2								
PASSING		ATT	CMP	YDS	TKD/ YD TD	LG	IN	Rtg.	PASSING		ATT	CMP	YDS	TKD/ YD TD	LG	IN	Rtg.				
A. Smith		45	21	230	3/30	2	26	0	77.1	P. Manning		40	24	323	0/0	1	70	0	94.1		
TOTAL		45	21	230	3/30	2	26	0	77.1	TOTAL		40	24	323	0/0	1	70	0	94.1		
PASS RECEIVING				NO	YDS	AVG	LG	TD	PASS RECEIVING				NO	YDS	AVG	LG	TD				
D. McCluster				5	53	10.6	18	0	W. Welker				8	72	9.0	20	0				
D. Bowe				4	57	14.3	26	1	D. Thomas				5	121	24.2	70	0				
A. Fasano				4	37	9.3	12	1	E. Decker				5	71	14.2	33	0				
S. McGrath				2	40	20.0	21	0	J. Thomas				3	43	14.3	20	1				
A. Sherman				2	18	9.0	16	0	M. Ball				3	16	5.3	11	0				
J. Charles				2	-6	-3.0	-1	0													
D. Avery				1	20	20.0	20	0													
K. Davis				1	11	11.0	11	0													
TOTAL				21	230	11.0	26	2	TOTAL				24	323	13.5	70	1				
INTERCEPTIONS				NO	YDS	AVG	LG	TD	INTERCEPTIONS				NO	YDS	AVG	LG	TD				
TOTAL				0	0	0.0	—	0	TOTAL				0	0	0.0	—	0				
PUNTING		NO	YDS	AVG	NET	TB	IN20	LG	PUNTING		NO	YDS	AVG	NET	TB	IN20	LG				
D. Colquitt		7	358	51.1	40.1	3	1	60	B. Colquitt		6	275	45.8	40.3	0	1	54				
TOTAL		7	358	51.1	40.1	3	1	60	TOTAL		6	275	45.8	40.3	0	1	54				
PUNT RETURNS				NO	YDS	AVG	FC	LG	TD	PUNT RETURNS				NO	YDS	AVG	FC	LG	TD		
D. McCluster				5	33	6.6	1	13	0	T. Holliday				3	17	5.7	0	12	0		
										[OUT OF BOUNDS]				1	0	0.0	0	0	0		
										[TOUCHBACK]				3	0	0.0	0	0	0		
RETURNS				5	33	6.6	1	13	0	RETURNS				3	17	5.7	0	12	0		
KICKOFF RETURNS				NO	YDS	AVG	FC	LG	TD	KICKOFF RETURNS				NO	YDS	AVG	FC	LG	TD		
K. Davis				1	23	23.0	0	23	0	T. Holliday				1	28	28.0	0	28	0		
[TOUCHBACK]				5	0	0.0	0	0	0	[TOUCHBACK]				3	0	0.0	0	0	0		
RETURNS				1	23	23.0	0	23	0	RETURNS				1	28	28.0	0	28	0		
Kansas City Chiefs											Denver Broncos										
FUMBLES	Fum	Lost	Rec.	Yds	TD	FF	Rec.	Yds	TD	Bnds	FUMBLES	Fum	Lost	Rec.	Yds	TD	FF	Rec.	Yds	TD	Bnds
A. Smith	1	0	1	0	0	0	0	0	0	0	P. Manning	1	1	0	0	0	0	0	0	0	0
A. Sherman	1	1	0	0	0	0	0	0	0	0	D. Trevathan	0	0	0	0	0	1	0	0	0	0
D. Johnson	0	0	0	0	0	0	1	11	0	0	Q. Jammer	0	0	0	0	0	0	1	0	0	0
TOTAL	2	1	1	0	0	0	1	11	0	0	TOTAL	1	1	0	0	0	1	1	0	0	0

FINAL TEAM STATISTICS											
	CHIEFS		BRONCOS			CHIEFS		BRONCOS			
TOTAL FIRST DOWNS		24		24	FGs - PATs Had Blocked		0-0		0-0		
By Rushing		5		6	Net Punting Average		40.1		40.3		
By Passing		14		15	TOTAL RETURN YARDAGE (Not Including Kickoffs)		33		17		
By Penalty		5		3	No. and Yards Punt Returns		5-33		3-17		
THIRD DOWN EFFICIENCY	4-13-31%		6-16-38%		No. and Yards Kickoff Returns		1-23		1-28		
FOURTH DOWN EFFICIENCY	0-1-0%		0-0-0%		No. and Yards Interception Returns		0-0		0-0		
TOTAL NET YARDS		344		427	PENALTIES Number and Yards		9-53		13-82		
Total Offensive Plays (inc. times thrown passing)		73		76	FUMBLES Number and Lost		2-1		1-1		
Average gain per offensive play		4.7		5.6	TOUCHDOWNS		2		3		
NET YARDS RUSHING		144		104	Rushing		0		2		
Total Rushing Plays		25		36	Passing		2		1		
Average gain per rushing play		5.8		2.9	EXTRA POINTS Made-Attempts		2-2		3-3		
Tackles for a loss-number and yards		1-3		1-1	Kicking Made-Attempts		2-2		3-3		
NET YARDS PASSING		200		323	FIELD GOALS Made-Attempts		1-1		2-3		
Times thrown - yards lost attempting to pass	3-30		0-0		RED ZONE EFFICIENCY	2-4-50%		3-4-75%			
Gross yards passing		230		323	GOAL TO GO EFFICIENCY	2-3-67%		2-2-100%			
PASS ATTEMPTS-COMPLETIONS-HAD INTERCEPTED	45-21-0		40-24-0		SAFETIES		0		0		
Avg gain per pass play (inc.# thrown passing)		4.2		8.1	FINAL SCORE		17		27		
KICKOFFS Number-In End Zone-Touchbacks	4-4-3		6-6-5		TIME OF POSSESSION		30:07		29:53		
PUNTS Number and Average	7-51.1		6-45.8								
Had Blocked		0		0							

BRONCOS DEFENSIVE STATISTICS																	
(Press Box Totals)																	
PLAYER	UT	A	TT	S-YDS	I-YDS	PD	FF	FR	PLAYER	UT	A	TT	S-YDS	I-YDS	PD	FF	FR
S. Phillips	7	3	10	1.5-12.5	0-0	2	0	0	R. Moore	2	0	2	0-0	0-0	1	0	0
D. Trevathan	6	4	10	0-0	0-0	0	1	0	M. Unrein	2	0	2	0-0	0-0	0	0	0
W. Woodyard	1	4	5	0-0	0-0	0	0	0	K. Vickerson	0	2	2	0-0	0-0	0	0	0
K. Webster	3	0	3	0-0	0-0	1	0	0	T. Knighton	0	2	2	0-0	0-0	0	0	0
D. Ihenacho	3	0	3	0-0	0-0	0	0	0	Q. Jammer	1	0	1	0-0	0-0	2	0	1
M. Adams	3	0	3	0-0	0-0	0	0	0	S. Johnson	1	0	1	0-0	0-0	0	0	0
C. Harris Jr.	3	0	3	0-0	0-0	0	0	0	V. Miller	0	1	1	0-0	0-0	0	0	0
M. Jackson	1	2	3	0.5-3.5	0-0	2	0	0	D. Rodgers-Cromartie	0	0	0	0-0	0-0	2	0	0
D. Wolfe	2	0	2	1-14	0-0	0	0	0	TEAM TOTALS	35	18	53	3-30	0-0	10	1	1



New England 34, Denver 31

Sunday, Nov. 24, 2013 • 8:30 p.m. EST • Gillette Stadium • Foxborough, Mass.

WEATHER: Clear, Windy and Cold, 22°, Wind WNW 22 mph • **TIME:** 3:53 • **ATTENDANCE:** 68,756

The Denver Broncos blew a 24-point halftime lead and lost a 34-31 decision to the New England Patriots in a cold and windy evening at Gillette Stadium.

Dominant play by Denver's defense early on helped the Broncos get out to an early lead with their three takeaways in the first quarter leading to 17 points.

On the Patriots' first series of the game, linebacker Wesley Woodyard knocked the ball out of running back Stevan Ridley's arms and linebacker Von Miller scooped up the fumble and returned it 60 yards for a touchdown.

Miller provided another impactful play on the ensuing series as he strip-sacked quarterback Tom Brady and defensive tackle Terrance Knighton recovered the ball deep in New England territory. Two plays later, running back Knowshon Moreno scored on a 2-yard run to give Denver a 14-0 lead.

The Broncos defense forced their third turnover of the first quarter when safety Duke Ihenacho wrestled the ball from running back LeGarrette Blount and Denver recovered. The turnover resulted in a 27-yard field goal by kicker Matt Prater.

Quarterback Peyton Manning connected with tight end Jacob Tamme on a 10-yard pass for a touchdown that increased the Broncos' lead to 24-0 at halftime.

In New England's seven first half offensive series, the Broncos defense forced three turnovers, three punts and a turnover on downs.

Brady and New England's offense steadily chipped away at the 24-point deficit in the third quarter as the Patriots found the end zone on each of their first three offensive series. Brady threw touchdown passes to wide receiver Julian Edelman and tight end Rob Gronkowski while running back Brandon Bolden added a rushing touchdown.

After holding the Broncos scoreless in the third quarter, the Patriots were able to take their first lead of the game in the fourth frame when Brady connected with Edelman for his third touchdown pass of the second half and a 28-24 New England lead.

Kicker Stephen Gostkowski connected on a field goal to give New England a 7-point lead midway through the fourth quarter, but Manning led a 19-play, 80-yard touchdown drive capped by an 11-yard pass to wide receiver Demaryius Thomas to tie the game and send it to overtime.

The Patriots won the coin toss and elected to defer in order to play with the 20-plus mph winds at their backs during overtime.

Each team's offense stalled twice in overtime before New England's second punt took a wild bounce and ricocheted off Broncos cornerback Tony Carter.

The Patriots recovered the fumble and Gostowski made a 31-yard field goal to give the Patriots the win.

OFFICIALS:

Referee — Gene Steratore (114); **Umpire** — Bill Schuster (129); **Head Linesman** — Wayne Mackie (106); **Line Judge** — Jeff Seeman (45); **Side Judge** — Mike Weatherford (116); **Field Judge** — Bob Waggoner (25); **Back Judge** — Dino Paganelli (105); **Replay** — Paul Weidner.

DENVER BRONCOS

OFFENSE

WR 88 D. Thomas
LT 75 C. Clark
LG 68 Z. Beadles
C 66 M. Ramirez
RG 65 L. Vazquez
RT 74 O. Franklin
TE 85 V. Green
WR 87 E. Decker
WR 83 W. Welker
QB 18 P. Manning
RB 27 K. Moreno

DEFENSE

LDE 95 D. Wolfe
DT 99 K. Vickerson
NT 94 T. Knighton
RDE 90 S. Phillips
SLB 58 V. Miller
MLB 52 W. Woodyard
WLB 59 D. Trevathan
LCB 25 C. Harris Jr.
RCB 45 D. Rodgers-Cromartie
SS 33 D. Ihenacho
FS 20 M. Adams

BRONCOS SUBSTITUTIONS: P 4 B.Colquitt, K 5 M.Prater, WR 11 T.Holliday, WR 12 A.Caldwell, QB 17 B.Osweiler, RB 22 C.Anderson, CB 23 Q.Jammer, RB 28 M.Ball, S 30 D.Barton, S 31 O.Bolden, CB 32 T.Carter, CB 36 K.Webster, LS 46 A.Brewer, LB 51 P.Lenon, LB 53 S.Johnson, LB 56 N.Irving, C 60 S.Vallos, TE 81 J.Dreessen, TE 84 J.Tamme, DE 91 R.Ayers, DT 92 S.Williams, DT 96 M.Unrein, DE 97 M.Jackson. **DID NOT PLAY:** T 77 W.Justice. **INACTIVE:** QB 2 Z.Dyert, RB 21 R.Hillman, CB 24 C.Bailey, S 29 M.Huff, C 50 J.Walton, G 73 C.Kuper, TE 80 J.Thomas.

NEW ENGLAND PATRIOTS

OFFENSE

WR 17 A. Dobson
LT 77 N. Solder
LG 70 L. Mankins
C 62 R. Wendell
RG 63 D. Connolly
RT 61 M. Cannon
TE 87 R. Gronkowski
WR 11 J. Edelman
QB 12 T. Brady
RB 22 S. Ridley
TE 88 M. Mulligan

DEFENSE

LE 50 R. Ninkovich
DT 72 J. Vellano
DT 94 Chr. Jones
RE 95 Cha. Jones
LB 91 J. Collins
LB 54 D. Hightower
DB 26 L. Ryan
LCB 31 A. Talib
RCB 25 K. Arrington
S 30 D. Harmon
S 32 D. McCourty

PATRIOTS SUBSTITUTIONS: K 3 S.Gostkowski, P 6 R.Allen, WR 18 M.Slater, CB 23 M.Cole, DB 27 T.Wilson, RB 29 L.Blount, RB 34 S.Vereen, CB 37 A.Dennard, RB 38 B.Bolden, DB 41 J.Green, DB 43 N.Ebner, FB 46 J.Develin, LB 48 D.Aiken, LB 52 D.Fletcher, LB 55 B.Spikes, LB 59 C.White, OL 67 J.Kline, OL 74 W.Svitek, WR 80 D.Amendola, WR 85 K.Thompkins, DT 90 I.Sopoaga, DE 96 A.Carter, DL 99 M.Buchanan. **DID NOT PLAY:** QB 15 R.Mallett. **INACTIVE:** S 28 S.Gregory, TE 47 M.Hoomanawanui, LB 58 S.Beauharnais, OL 64 C.Barker, WR 82 J.Boyce, DE 92 J.Bequette, DL 98 M.Forston.

		1	2	3	4	OT	TOTAL	FIELD GOALS (made () missed)
VISITOR	Denver Broncos	17	7	0	7	0	31	M. Prater (27)
HOME	New England Patriots	0	0	21	10	3	34	S. Gostowski (31) (31)

Team	Qtr	Clock Time	PLAY DESCRIPTION (Extra Point) (Drive Info)	SCORE Visitor Home
BRONCOS	1	9:54	V. Miller 60 yd. fumble return (M. Prater kick)	7 0
BRONCOS	1	8:54	K. Moreno 2 yd. run (M. Prater kick) (2-10, 0:28)	14 0
BRONCOS	1	2:57	M. Prater 27 yd. Field Goal (10-35, 4:29)	17 0
BRONCOS	2	6:10	J. Tamme 10 yd. pass from P. Manning (M. Prater kick) (11-70, 4:28)	24 0
PATRIOTS	3	11:21	J. Edelman 5 yd. pass from T. Brady (S. Gostkowski kick) (8-80, 3:39)	24 7
PATRIOTS	3	5:40	B. Bolden 1 yd. run (S. Gostkowski kick) (6-32, 2:39)	24 14
PATRIOTS	3	0:19	R. Gronkowski 6 yd. pass from T. Brady (S. Gostkowski kick) (5-65, 1:42)	24 21
PATRIOTS	4	13:13	J. Edelman 14 yd. pass from T. Brady (S. Gostkowski kick) (3-30, 1:19)	24 28
PATRIOTS	4	7:37	S. Gostkowski 31 yd. Field Goal (12-34, 4:45)	24 31
BRONCOS	4	3:06	D. Thomas 11 yd. pass from P. Manning (M. Prater kick) (10-80, 4:31)	31 31
PATRIOTS	5	1:56	S. Gostkowski 31 yd. Field Goal (3-0, 1:05)	31 34



Denver 35, Kansas City 28

Sunday, Dec. 1, 2013 • 3:26 p.m. CST • Arrowhead Stadium • Kansas City, Mo.

WEATHER: Sunny and Clear, 55°, Wind NW 4 mph • **TIME:** 3:20 • **ATTENDANCE:** 77,065

The Denver Broncos completed a season sweep of their AFC West rival and regained the top spot in the division with their 35-28 road win against the Kansas City Chiefs.

An historic performance from wide receiver Eric Decker (174 yards, 4 TDs) and an equally impressive outing from quarterback Peyton Manning (22-of-35 passing for 403 yds., 5 TDs, 2 INT) gave Denver its first three-game win streak at Arrowhead Stadium in more than three decades.

The Chiefs offense came out hot early but was denied a touchdown on its first series when Broncos linebacker Wesley Woodyard intercepted Kansas City quarterback Alex Smith in the end zone.

Manning threw an interception on the Broncos' first offensive possession and the Chiefs were able to capitalize on the turnover with a 17-yard touchdown reception by wide receiver Junior Hemingway to give the Chiefs an early lead.

On the following series, Manning led the Broncos on a 79-yard drive, completing 4-of-4 passes, including a 41-yard touchdown pass to Decker.

Kansas City running back Knile Davis returned the ensuing kickoff 108 yards for a touchdown to give the Chiefs a 14-7 lead.

The Chiefs intercepted Manning for a second time on the next series and five plays later Smith threw a 12-yard touchdown pass to tight end Anthony Fasano.

Denver conducted a 9-play, 70-yard scoring drive toward the end of the second quarter that led to a 3-yard touchdown pass from Manning to running back Knowshon Moreno and pulled the Broncos to within 21-14 at the half.

Manning and the Broncos offense scored on each of their first three offensive possessions of the second half as Manning completed touchdown passes of 37, 15 and one yard to Decker.

With his second half scoring outburst, Decker became the first player in team history to record four touchdown receptions in a single game.

Smith conducted an efficient 17-play, 80-yard drive at the beginning of the fourth quarter that resulted in a 1-yard touchdown carry by running back Jamaal Charles to give the Chiefs their first points of the second half and narrow the deficit to 35-28.

After a Broncos punt, the Chiefs offense started their final series of the game at their own 8-yard line with 3:32 left in the final frame. Smith completed 5-of-10 passes for 83 yards on the series, but on 4th-and-4 from the Broncos 13-yard line, he threw an incomplete pass to stall the series with 1:46 left in the game.

Rookie running back Montee Ball, who recorded his first career 100-yard rushing performance (13-117), helped run out the clock and the Broncos were able to hold on for a 35-28 victory.

OFFICIALS:

Referee — Terry McAulay (77); **Umpire** — Scott Dawson (70); **Head Linesman** — Greg Bradley (98); **Line Judge** — Mark Steinkerkner (84); **Side Judge** — Allen Baynes (56); **Field Judge** — Terry Brown (43); **Back Judge** — Lee Dyer (27); **Replay** — Earnie Frantz.

DENVER BRONCOS

OFFENSE

WR 88 D. Thomas
LT 75 C. Clark
LG 68 Z. Beadles
C 66 M. Ramirez
RG 65 L. Vasquez
RT 74 O. Franklin
TE 85 V. Green
WR 87 E. Decker
WR 83 W. Welker
QB 18 P. Manning
RB 27 K. Moreno

DEFENSE

LDE 97 M. Jackson
DT 96 M. Unrein
NT 94 T. Knighton
RDE 90 S. Phillips
SLB 58 V. Miller
MLB 52 W. Woodyard
WLB 59 D. Trevathan
LCB 24 C. Bailey
RCB 25 C. Harris Jr.
SS 33 D. Ihenacho
FS 20 M. Adams

BRONCOS SUBSTITUTIONS: P 4 B.Colquitt, K 5 M.Prater, WR 11 T.Holliday, WR 12 A.Caldwell, RB 21 R.Hillman, CB 23 Q.Jammer, RB 28 M.Ball, S 29 M.Huff, S 30 D.Bruton, S 31 O.Bolden, CB 32 T.Carter, CB 36 K.Webster, LS 46 A.Brewer, LB 51 P.Lenon, LB 53 S.Johnson, LB 56 N.Irving, C 60 S.Vallos, TE 81 J.Dreessen, TE 84 J.Tamme, DE 91 R.Ayers, DT 92 S.Williams. **DID NOT PLAY:** QB 17 B.Osweiler, T 77 W.Justice, DT 98 S.Fua. **INACTIVE:** QB 2 Z.Dysert, RB 22 C.Anderson, CB 45 D.Rodgers-Cromartie, C 50 J.Walton, G 73 C.Kuper, TE 80 J.Thomas, DE 95 D.Wolfe.

KANSAS CITY CHIEFS

OFFENSE

WR 17 D. Avery
LT 76 B. Albert
LG 71 J. Allen
C 61 R. Hudson
RG 74 G. Schwartz
RT 79 D. Stephenson
TE 80 A. Fasano
WR 82 D. Bowe
QB 11 A. Smith
RB 25 J. Charles
TE 84 S. McGrath

DEFENSE

LDE 97 A. Bailey
NT 92 D. Poe
LOLB 51 F. Zombo
RILB 56 D. Johnson
ROLB 91 T. Hali
LCB 24 B. Flowers
RCB 27 S. Smith
CB 31 M. Cooper
S 35 Q. Demps
SS 29 E. Berry
FS 23 K. Lewis

CHIEFS SUBSTITUTIONS: P 2 D.Colquitt, K 6 R.Succop, WR 14 C.Hall, WR 15 A.Jenkins, WR 22 D.McCluster, RB 32 C.Gray, RB 34 K.Davis, CB 38 R.Parker, S 39 H.Abdullah, FB 42 A.Sherman, LS 43 T.Gafford, LB 52 J.Johnson, LB 54 D.Moses, LB 55 A.Jordan, DL 70 M.Devito, T 72 E.Fisher, G 73 J.Asamoah, DE 77 M.Catapano, WR 88 J.Hemingway, DE 94 T.Jackson, LB 95 J.Martin. **DID NOT PLAY:** QB 10 C.Daniel, CB 21 D.Robinson, DT 96 J.Howard. **INACTIVE:** QB 9 T.Bray, LB 50 J.Houston, LB 57 N.Johnson, C 64 E.Kush, OL 69 R.Watkins, G 75 R.Johnson, DT 99 K.Love.

		1	2	3	4	OT	TOTAL	FIELD GOALS (made () missed)	
VISITOR	Denver Broncos	0	14	14	7	0	35		
HOME	Kansas City Chiefs	7	14	0	7	0	28		

Team	Qtr	Clock Time	PLAY DESCRIPTION (Extra Point) (Drive Info)	Score Visitor	Score Home
CHIEFS	1	2:41	J. Hemingway 17 yd. pass from A. Smith (R. Succop kick) (7-83, 4:10)	0	7
BRONCOS	2	14:53	E. Decker 41 yd. pass from P. Manning (M. Prater kick) (6-79, 2:48)	7	7
CHIEFS	2	14:40	K. Davis 108 yd. kickoff return (R. Succop kick) (0-0, 0:13)	7	14
CHIEFS	2	10:57	A. Fasano 12 yd. pass from A. Smith (R. Succop kick) (5-22, 2:12)	7	21
BRONCOS	2	4:16	K. Moreno 3 yd. pass from P. Manning (M. Prater kick) (9-70, 3:18)	14	21
BRONCOS	3	11:51	E. Decker 37 yd. pass from P. Manning (M. Prater kick) (7-80, 3:09)	21	21
BRONCOS	3	6:48	E. Decker 15 yd. pass from P. Manning (M. Prater kick) (5-92, 2:08)	28	21
BRONCOS	4	14:16	E. Decker 1 yd. pass from P. Manning (M. Prater kick) (10-95, 5:45)	35	21
CHIEFS	4	6:32	J. Charles 1 yd. run (R. Succop kick) (17-80, 7:44)	35	28



Denver 51, Tennessee 28

Sunday, Dec. 8, 2013 • 2:05 p.m. MST • Sports Authority Field at Mile High • Denver

WEATHER: Mostly Sunny, 18°, Wind NE 5 mph • **TIME:** 3:17 • **ATTENDANCE:** 76,554

The Denver Broncos, helped by several individual record-setting performances, clinched a playoff berth with their 51-28 win against the Tennessee Titans in frigid 18-degree weather.

Tennessee got off to an early lead as quarterback Ryan Fitzpatrick connected on a 57-yard pass to rookie wide receiver Justin Hunter on the game's opening series to set up a 1-yard touchdown run by running back Shonn Greene.

Denver was able to score on their first drive as well as quarterback Peyton Manning (39-of-59 passing for 397 yds., 4 TDs, 0 INT) threw a one-yard touchdown pass to wide receiver Wes Welker.

Running back Leon Washington returned the ensuing kickoff 95 yards to Denver's 3-yard line to set up a touchdown carry by running back Chris Johnson to give Tennessee the lead.

Matt Prater converted a 25-yard field goal at the end of the first quarter to bring the score to 14-10 before the Titans' Greene added his second rushing touchdown of the game on a 28-yard run.

Manning led the Broncos on a 10-play, 81-yard scoring drive as he completed 7-of-8 passes for 66 yards and an 8-yard touchdown pass to Julius Thomas with 1:50 left in the first half.

Denver's defense forced a quick three-and-out that gave the Broncos the ball with 0:52 left in the second quarter.

The Broncos were able to move the ball 39 yards on 8 plays and kicker Matt Prater connected on an NFL-record 64-yard field goal to bring the home team within one point, 21-20, entering halftime.

Manning threw his third touchdown of the game to Demaryius Thomas on the opening possession of the third quarter to give Denver their first lead of the game at 27-21.

Defensive tackle Terrance Knighton recorded his second-career interception on Tennessee's next series, which led to a one-yard touchdown carry by Moreno.

Tennessee was able to score on a 41-yard pass from Fitzpatrick to Hunter to narrow the deficit to six points at 34-28.

The Broncos offense was able to score 17 unanswered points in the last frame as Prater made his third field goal of the game on a 19-yard attempt and Decker (8 rec. for 117 yds., 1 TD) and rookie running back Montee Ball added touchdowns for Denver to cement the 51-28 win.

The 51 points scored marked the first time since the 1970 NFL merger a team topped 50 points three times in a season.

In the win, Manning set a team record for completions (39), and the six different players scoring touchdowns helped the Broncos become the first team in NFL history with four players recording double-digit touchdowns in a season.

Denver won the turnover battle for just the third time on the year as linebacker Von Miller forced both Broncos takeaways (PD, FF).

OFFICIALS:

Referee — Scott Green (19); **Umpire** — Bruce Stritesky (102); **Head Linesman** — Tom Stabile (24); **Line Judge** — Mike Spanier (90); **Side Judge** — Larry Rose (128); **Field Judge** — Boris Cheek (41); **Back Judge** — Scott Helverson (93); **Replay** — Mark Burns.

DENVER BRONCOS

OFFENSE

WR 88 D. Thomas
LT 75 C. Clark
LG 68 Z. Beadles
C 66 M. Ramirez
RG 65 L. Vazquez
RT 74 O. Franklin
TE 80 J. Thomas
WR 87 E. Decker
WR 83 W. Welker
QB 18 P. Manning
RB 27 K. Moreno

DEFENSE

LDE 97 M. Jackson
DT 92 S. Williams
NT 94 T. Knighton
RDE 90 S. Phillips
SLB 58 V. Miller
MLB 51 P. Lenon
WLB 59 D. Trevathan
LCB 25 C. Harris Jr.
RCB 36 K. Webster
SS 33 D. Ihenacho
FS 20 M. Adams

BRONCOS SUBSTITUTIONS: P 4 B.Colquitt, K 5 M.Prater, WR 12 A.Caldwell, RB 22 C.Anderson, CB 23 Q.Jammer, RB 28 M.Ball, S 30 D.Bruton, S 31 O.Bolden, CB 32 T.Carter, CB 45 D.Rodgers-Cromartie, LS 46 A.Brewer, LB 52 W.Woodyard, LB 53 S.Johnson, LB 56 N.Irving, C 60 S.Vallos, T 77 W.Justice, TE 81 J.Dreessen, TE 84 J.Tamme, TE 85 V.Green, DE 91 R.Ayers, DT 96 M.Unrein, DT 98 S.Fua.
DID NOT PLAY: QB 17 B.Osweller, S 29 M.Huff. **INACTIVE:** QB 2 Z.Dysert, WR 11 T.Holliday, RB 21 R.Hillman, CB 24 C.Bailey, C 50 J.Walton, G 73 C.Kuper, DE 95 D.Wolfe.

TENNESSEE TITANS

OFFENSE

WR 85 N. Washington
TE 80 V. Shiancoe
LT 71 M. Roos
LG 67 A. Levitre
C 62 B. Schwenke
RG 70 C. Warmack
RT 76 D. Stewart
TE 84 T. Thompson
WR 13 K. Wright
QB 4 R. Fitzpatrick
RB 28 C. Johnson

DEFENSE

DE 91 D. Morgan
DT 94 S. Hill
DT 99 J. Casey
DE 97 K. Klug
CB 24 C. Sensabaugh
MLB 53 M. Fokou
WLB 50 Z. Gooden
CB 30 J. McCourty
CB 20 A. Verner
SS 31 B. Pollard
FS 33 M. Griffin

TITANS SUBSTITUTIONS: K 2 R.Bironas, P 6 B.Kern, WR 14 M.Preston, WR 15 J.Hunter, S 21 G.Wilson, RB 22 J.Battle, RB 23 S.Greene, RB 26 L.Washington, CB 29 B.Wreh-Wilson, S 39 D.Stafford, FB 45 Q.Johnson, LS 48 B.Brinkley, LB 52 C.McCarthy, LB 55 Z.Brown, LB 56 A.Ayers, LB 57 P.Bailey, G/C 60 C.Spencer, T 66 M.Otto, TE 88 C.Stevens, DT 90 A.Johnson, DE 92 R.Pitoitua, DT 93 Mi.Martin, DE 95 K.Wimbley. **DID NOT PLAY:** QB 11 R.Smith. **INACTIVE:** QB 8 J.Skelton, WR 17 D.Williams, WR 18 K.Britt, DB 32 M.Pellerin, T 68 B.Stingily, TE 82 D.Walker, DE 98 L.Edwards.

		1	2	3	4	OT	TOTAL	FIELD GOALS (made () missed)
VISITOR	Tennessee Titans	14	7	7	0	0	28	
HOME	Denver Broncos	10	10	14	17	0	51	M. Prater (25) (64) (19)

Team	Qtr	Clock Time	PLAY DESCRIPTION (Extra Point) (Drive Info)	SCORE Visitor Home
TITANS	1	12:37	S. Greene 1 yd. run (R. Bironas kick) (5-73, 2:23)	7 0
BRONCOS	1	7:28	W. Welker 1 yd. pass from P. Manning (M. Prater kick) (13-74, 5:09)	7 7
TITANS	1	7:01	C. Johnson 3 yd. run (R. Bironas kick) (1-3, 0:27)	14 7
BRONCOS	1	0:25	M. Prater 25 yd. Field Goal (9-51, 2:24)	14 10
TITANS	2	6:58	S. Greene 28 yd. run (R. Bironas kick) (8-89, 3:38)	21 10
BRONCOS	2	1:50	J. Thomas 8 yd. pass from P. Manning (M. Prater kick) (10-81, 5:08)	21 17
BRONCOS	2	0:00	M. Prater 64 yd. Field Goal (8-39, 0:52)	21 20
BRONCOS	3	11:52	D. Thomas 4 yd. pass from P. Manning (M. Prater kick) (6-80, 3:08)	21 27
BRONCOS	3	7:34	K. Moreno 1 yd. run (M. Prater kick) (8-43, 2:56)	21 34
TITANS	3	4:50	J. Hunter 41 yd. pass from R. Fitzpatrick (R. Bironas kick) (6-80, 2:44)	28 34
BRONCOS	4	13:15	M. Prater 19 yd. Field Goal (13-79, 6:35)	28 37
BRONCOS	4	9:12	E. Decker 20 yd. pass from P. Manning (M. Prater kick) (3-32, 0:35)	28 44
BRONCOS	4	3:07	M. Ball 5 yd. run (M. Prater kick) (10-49, 5:06)	28 51

FINAL INDIVIDUAL STATISTICS																							
Tennessee Titans									Denver Broncos														
RUSHING	ATT	YDS	AVG	LG	TD				RUSHING	ATT	YDS	AVG	LG	TD									
C. Johnson	12	46	3.8	18	1				K. Moreno	14	78	5.6	25	1									
S. Greene	9	46	5.1	28	2				M. Ball	15	77	5.1	15	1									
R. Fitzpatrick	1	4	4.0	4	0				P. Manning	3	-1	-0.3	0	0									
TOTAL	22	96	4.4	28	3				TOTAL	32	154	4.8	25	2									
PASSING	ATT	CMP	YDS	TKD/YD	TD	LG	IN	Rtg.	PASSING	ATT	CMP	YDS	TKD/YD	TD	LG	IN	Rtg.						
R. Fitzpatrick	24	13	172	2/14	1	57	1	73.6	P. Manning	59	39	397	0/0	4	38	0	107.8						
TOTAL	24	13	172	2/14	1	57	1	73.6	TOTAL	59	39	397	0/0	4	38	0	107.8						
PASS RECEIVING			NO	YDS	AVG	LG	TD				PASS RECEIVING			NO	YDS	AVG	LG	TD					
J. Hunter			4	114	28.5	57	1				E. Decker			8	117	14.6	24	1					
N. Washington			2	24	12.0	16	0				D. Thomas			7	88	12.6	38	1					
K. Wright			2	17	8.5	13	0				K. Moreno			6	31	5.2	13	0					
C. Johnson			2	9	4.5	23	0				W. Welker			5	61	12.2	30	1					
V. Shiancoe			2	2	1.0	3	0				J. Thomas			5	35	7.0	12	1					
M. Preston			1	6	6.0	6	0				J. Tamme			4	47	11.8	15	0					
											M. Ball			3	10	3.3	11	0					
											J. Dreessen			1	8	8.0	8	0					
TOTAL			13	172	13.2	57	1				TOTAL			39	397	10.2	38	4					
INTERCEPTIONS			NO	YDS	AVG	LG	TD				INTERCEPTIONS			NO	YDS	AVG	LG	TD					
											T. Knighton			1	2	2.0	2	0					
TOTAL			0	0	0.0	—	0				TOTAL			1	2	2.0	2	0					
PUNTING	NO	YDS	AVG	NET	TB	IN20	LG				PUNTING	NO	YDS	AVG	NET	TB	IN20	LG					
B. Kern	4	201	50.3	43.5	0	0	62				B. Colquitt	2	65	32.5	32.5	0	2	36					
TOTAL	4	201	50.3	43.5	0	0	62				TOTAL	2	65	32.5	32.5	0	2	36					
PUNT RETURNS			NO	YDS	AVG	FC	LG	TD				PUNT RETURNS			NO	YDS	AVG	FC	LG	TD			
L. Washington			0	0	0.0	2	0	0				W. Welker			3	25	8.3	0	10	0			
											E. Decker			1	2	2.0	0	2	0				
RETURNS			0	0	0.0	2	0	0				RETURNS			4	27	6.8	0	10	0			
KICKOFF RETURNS			NO	YDS	AVG	FC	LG	TD				KICKOFF RETURNS			NO	YDS	AVG	FC	LG	TD			
L. Washington			5	209	41.8	0	95	0				A. Caldwell			3	82	27.3	0	34	0			
[TOUCHBACK]			4	0	0.0	0	0	0				O. Bolden			2	44	22.0	0	25	0			
RETURNS			5	209	41.8	0	95	0				RETURNS			5	126	25.2	0	34	0			
Tennessee Titans			Own			Opp.			Out			Denver Broncos			Own			Opp.			Out		
FUMBLES	Fum	Lost	Rec.	Yds	TD	FF	Rec.	Yds	TD	Bnds	FUMBLES	Fum	Lost	Rec.	Yds	TD	FF	Rec.	Yds	TD	Bnds		
C. Johnson	1	1	0	0	0	0	0	0	0	0	V. Miller	0	0	0	0	0	1	0	0	0	0		
											M. Adams	0	0	0	0	0	0	1	0	0	0		
TOTAL	1	1	0	0	0	0	0	0	0	0	TOTAL	0	0	0	0	0	1	1	0	0	0		

FINAL TEAM STATISTICS									
	TITANS		BRONCOS			TITANS		BRONCOS	
TOTAL FIRST DOWNS	15		39		FGs - PATs Had Blocked	0-0		0-0	
By Rushing	8		9		Net Punting Average	43.5		32.5	
By Passing	6		25		TOTAL RETURN YARDAGE (Not Including Kickoffs)	0		29	
By Penalty	1		5		No. and Yards Punt Returns	0-0		4-27	
THIRD DOWN EFFICIENCY	2-9-22%		5-13-38%		No. and Yards Kickoff Returns	5-209		5-126	
FOURTH DOWN EFFICIENCY	2-3-67%		3-3-100%		No. and Yards Interception Returns	0-0		1-2	
TOTAL NET YARDS	254		551		PENALTIES Number and Yards	8-66		7-60	
Total Offensive Plays (inc. times thrown passing)	48		91		FUMBLES Number and Lost	1-1		0-0	
Average gain per offensive play	5.3		6.1		TOUCHDOWNS	4		6	
NET YARDS RUSHING	96		154		Rushing	3		2	
Total Rushing Plays	22		32		Passing	1		4	
Average gain per rushing play	4.4		4.8		EXTRA POINTS Made-Attempts	4-4		6-6	
Tackles for a loss-number and yards	2-12		2-4		Kicking Made-Attempts	4-4		6-6	
NET YARDS PASSING	158		397		FIELD GOALS Made-Attempts	0-0		3-3	
Times thrown - yards lost attempting to pass	2-14		0-0		RED ZONE EFFICIENCY	2-2-100%		5-7-71%	
Gross yards passing	172		397		GOAL TO GO EFFICIENCY	2-2-100%		5-7-71%	
PASS ATTEMPTS-COMPLETIONS-HAD INTERCEPTED	24-13-1		59-39-0		SAFETIES	0		0	
Avg gain per pass play (inc.# thrown passing)	6.1		6.7		FINAL SCORE	28		51	
KICKOFFS Number-In End Zone-Touchbacks	5-5-0		9-8-4		TIME OF POSSESSION	20:40		39:20	
PUNTS Number and Average	4-50.3		2-32.5						
Had Blocked	0		0						

BRONCOS DEFENSIVE STATISTICS																	
(Press Box Totals)																	
PLAYER	UT	A	TT	S-YDS	I-YDS	PD	FF	FR	PLAYER	UT	A	TT	S-YDS	I-YDS	PD	FF	FR
D. Trevathan	4	2	6	0-0	0-0	1	0	0	R. Ayers	1	0	1	0-0	0-0	0	0	0
M. Adams	4	1	5	0-0	0-0	0	0	1	D. Bruton	1	0	1	0-0	0-0	0	0	0
M. Jackson	4	0	4	1-7	0-0	0	0	0	D. Ihenacho	1	0	1	0-0	0-0	0	0	0
K. Webster	3	1	4	0-0	0-0	1	0	0	D. Rodgers-Cromartie	1	0	1	0-0	0-0	0	0	0
O. Bolden	3	1	4	0-0	0-0	0	0	0	C. Harris Jr.	1	0	1	0-0	0-0	0	0	0
V. Miller	3	0	3	1-7	0-0	1	1	0	S. Fua	0	1	1	0-0	0-0	0	0	0
P. Lenon	2	1	3	0-0	0-0	0	0	0	T. Knighton	0	0	0	0-0	1-2	1	0	0
W. Woodyard	1	1	2	0-0	0-0	0	0	0	TEAM TOTALS	29	8	37	2-14	1-2	4	1	1



San Diego 27, Denver 20

Thursday, Dec. 12, 2013 • 6:29 p.m. MST • Sports Authority Field at Mile High • Denver

WEATHER: Mostly Clear, 37°, Wind E 2 mph • **TIME:** 2:58 • **ATTENDANCE:** 76,497

The Denver Broncos had their 10-game divisional win streak snapped and lost their first home game of the season with a 27-20 defeat at the hands of the San Diego Chargers in front of 76,497 fans at Sports Authority Field at Mile High.

Denver started quickly by scoring on its opening series—a 15-yard touchdown pass from quarterback Peyton Manning to wide receiver Andre Caldwell.

The Chargers were also able to score on their first possession, executing an 11-play, 60-yard drive that resulted in a 38-yard field goal by kicker Nick Novak.

The Broncos were able to register points on their second series as Manning completed 3-of-4 passes for 53 yards and kicker Matt Prater made a 32-yard field goal.

The Chargers took the lead in the second quarter as they scored 14-unanswered points while holding the Broncos offense to -1 yards of total offense and three punts.

Quarterback Philip Rivers (12-of-20 passing for 166 yds., 2 TDs, 0 INT) completed touchdown passes of 19 and 10 yards to rookie wide receiver Keenan Allen to give San Diego a 17-10 lead entering the half.

Denver recorded its worst first half offensive output of the season as they accumulated only 121 net yards of total offense (15 yds. rushing/106 yds. passing).

The second half was much of the same for San Diego as running back Ryan Mathews (29 carries for 127 yds., 1 TD) scored on a 23-yard run on the Chargers' first possession of the third quarter.

San Diego controlled the time of possession for much of the third frame holding the ball for 12:14 compared to Denver's 2:46.

Manning led the Broncos on a 12 play, 89-yard touchdown drive at the beginning of the fourth quarter. On the series, Manning completed 8-of-9 passes to five different receivers for 86 yards. Caldwell (6 rec. for 59 yards, 2 TDs) recorded his second touchdown of the game on a 5-yard reception to bring the score to 24-17 with 10:25 left in the fourth quarter.

Denver was able to force San Diego to punt on the ensuing series and gave Manning and the offense the ball back with 5:50 left. The Broncos executed first downs on two consecutive plays, but on the third play of the series, Manning was hit while attempting a pass and outside linebacker Thomas Keiser intercepted the ball and returned it to the Denver 33-yard line.

The Chargers were able to drain time off the clock with running plays before Novak connected on a 35-yard field goal to extend the lead to 27-17 with 2:36 left in the final frame.

Prater made a 42-yard field goal with 0:29 left to cut the deficit to 27-20. Denver attempted an onside kick to extend the game, but San Diego knocked the ball out of bounds to preserve the win.

OFFICIALS:

Referee — Bill Vinovich (52); **Umpire** — Paul King (121); **Head Linesman** — Jim Mello (48); **Line Judge** — Julian Mapp (10); **Side Judge** — Jimmy DeBell (58); **Field Judge** — Steve Zimmer (33); **Back Judge** — Jim Quirk (63); **Replay** — Bill Spyskma.

DENVER BRONCOS

OFFENSE

WR 88 D. Thomas
LT 75 C. Clark
LG 68 Z. Beadles
C 66 M. Ramirez
RG 65 L. Vasquez
RT 74 O. Franklin
TE 80 J. Thomas
WR 87 E. Decker
TE 85 V. Green
QB 18 P. Manning
RB 27 K. Moreno

DEFENSE

LDE 97 M. Jackson
DT 92 S. Williams
NT 94 T. Knighton
RDE 90 S. Phillips
SLB 58 V. Miller
MLB 51 P. Lenon
WLB 59 D. Trevathan
LCB 25 C. Harris Jr.
RCB 45 D. Rodgers-Cromartie
SS 31 O. Bolden
FS 20 M. Adams

BRONCOS SUBSTITUTIONS: P 4 B.Colquitt, K 5 M.Prater, WR 11 T.Holliday, WR 12 A.Caldwell, CB 23 Q.Jammer, RB 28 M.Ball, S 30 D.Bruton, CB 32 T.Carter, S 33 D.Ihenacho, CB 36 K.Webster, LS 46 A.Brewer, LB 52 W.Woodyard, LB 53 S.Johnson, LB 56 N.Irving, C 60 S.Vallos, T 77 W.Justice, TE 81 J.Dreesen, TE 84 J.Tamme, DE 91 R.Ayers, DT 96 M.Unrein, DT 98 S.Fua. **DID NOT PLAY:** QB 17 B.Osweiler, RB 21 R.Hillman, S 29 M.Huff. **INACTIVE:** QB 2 Z.Dysert, RB 22 C.Anderson, CB 24 C.Bailey, C 50 J.Walton, G 73 C.Kuper, WR 83 W.Welker, DE 95 D.Wolfe.

SAN DIEGO CHARGERS

OFFENSE

TE 89 L. Green
WR 13 K. Allen
LT 77 K. Dunlap
LG 78 C. Rinehart
C 61 N. Hardwick
RG 66 J. Clary
RT 76 D. Fluker
TE 85 A. Gates
WR 86 V. Brown
QB 17 P. Rivers
RB 24 R. Mathews

DEFENSE

RE 94 C. Liuget
DT 98 S. Lissemore
LE 91 K. Reyes
OLB 90 T. Keiser
ILB 50 M. Te'o
OLB 52 R. Walker
LCB 31 R. Marshall
RCB 29 S. Wright
SS 38 M. Gilchrist
FS 37 J. Addae
FS 32 E. Weddle

CHARGERS SUBSTITUTIONS: P 5 M.Scifres, K 9 N.Novak, WR-KR 11 E.Royal, WR 16 S.Ajirotutu, CB 20 C.Butler, CB 22 D.Cox, RB 23 R.Brown, S 25 D.Stuckey, FB 33 L.McClain, RB 39 D.Woodhead, LS 47 M.Windt, OLB 54 M.Ingram, ILB 56 D.Butler, OLB 58 T.Williams, ILB 59 A.Gachkar, G 63 J.Troutman, T 69 W.Smith, DE 71 L.Guy, C-G 74 R.Ohrnberger, TE 83 J.Phillips, DT 92 C.Thomas, OLB 96 J.Johnson, ILB 97 B.Bird. **DID NOT PLAY:** QB 6 C.Whitehurst. **INACTIVE:** QB 4 B.Sorensen, WR-KR 10 L.Hawkins, CB 26 J.Patrick, SS 28 B.Taylor, G-T 70 S.Schilling, T 72 K.Wiggins, DT 95 K.Geathers.

		1	2	3	4	OT	TOTAL	FIELD GOALS (made () missed)	
VISITOR	San Diego Chargers	3	14	7	3	0	27	N. Novak (38) (35)	
HOME	Denver Broncos	10	0	0	10	0	20	M. Prater (32) (42)	
Team	Qtr	Clock Time	PLAY DESCRIPTION (Extra Point) (Drive Info)					SCORE	
								Visitor	Home
BRONCOS	1	11:51	A. Caldwell 15 yd. pass from P. Manning (M. Prater kick) (7-67, 3:09)					0	7
CHARGERS	1	5:15	N. Novak 38 yd. Field Goal (11-60, 6:36)					3	7
BRONCOS	1	1:22	M. Prater 32 yd. Field Goal (9-60, 3:53)					3	10
CHARGERS	2	9:46	K. Allen 19 yd. pass from P. Rivers (N. Novak kick) (13-80, 6:36)					10	10
CHARGERS	2	1:05	K. Allen 10 yd. pass from P. Rivers (N. Novak kick) (7-43, 3:26)					17	10
CHARGERS	3	11:06	R. Mathews 23 yd. run (N. Novak kick) (8-80, 3:54)					24	10
BRONCOS	4	10:25	A. Caldwell 5 yd. pass from P. Manning (M. Prater kick) (12-89, 6:07)					24	17
CHARGERS	4	2:36	N. Novak 35 yd. Field Goal (6-16, 2:31)					27	17
BRONCOS	4	0:29	M. Prater 42 yd. Field Goal (11-56, 2:07)					27	20

FINAL INDIVIDUAL STATISTICS																		
San Diego Chargers									Denver Broncos									
RUSHING		ATT	YDS	AVG	LG	TD			RUSHING		ATT	YDS	AVG	LG	TD			
R. Mathews		29	127	4.4	23	1			K. Moreno		8	19	2.4	6	0			
D. Woodhead		9	29	3.2	8	0			M. Ball		3	-1	-0.3	3	0			
R. Brown		3	12	4.0	6	0												
P. Rivers		3	9	3.0	11	0												
TOTAL		44	177	4.0	23	1			TOTAL		11	18	1.6	6	0			
		TKD/									TKD/							
PASSING	ATT	CMP	YDS	YD	TD	LG	IN	Rtg.	PASSING	ATT	CMP	YDS	YD	TD	LG	IN	Rtg.	
P. Rivers	20	12	166	2/6	2	32	0	120.0	P. Manning	41	27	289	1/12	2	22	1	92.4	
TOTAL	20	12	166	2/6	2	32	0	120.0	TOTAL	41	27	289	1/12	2	22	1	92.4	
PASS RECEIVING			NO	YDS	AVG	LG	TD				PASS RECEIVING			NO	YDS	AVG	LG	TD
V. Brown			3	54	18.0	32	0				A. Caldwell			6	59	9.8	15	2
E. Royal			3	46	15.3	20	0				M. Ball			5	49	9.8	15	0
K. Allen			2	29	14.5	19	2				K. Moreno			5	36	7.2	15	0
A. Gates			2	23	11.5	14	0				J. Thomas			4	49	12.3	22	0
D. Woodhead			1	13	13.0	13	0				D. Thomas			4	45	11.3	21	0
R. Mathews			1	1	1.0	1	0				E. Decker			2	42	21.0	21	0
											J. Tamme			1	9	9.0	9	0
TOTAL			12	166	13.8	32	2				TOTAL			27	289	10.7	22	2
INTERCEPTIONS			NO	YDS	AVG	LG	TD				INTERCEPTIONS			NO	YDS	AVG	LG	TD
T. Keiser			1	6	6.0	6	0											
TOTAL			1	6	6.0	6	0				TOTAL			0	0	0.0	—	0
PUNTING	NO	YDS	AVG	NET	TB	IN20	LG	PUNTING	NO	YDS	AVG	NET	TB	IN20	LG			
M. Scifres	3	126	42.0	42.0	0	3	53	B. Colquitt	4	186	46.5	43.8	0	1	51			
TOTAL	3	126	42.0	42.0	0	3	53	TOTAL	4	186	46.5	43.8	0	1	51			
PUNT RETURNS			NO	YDS	AVG	FC	LG	TD	PUNT RETURNS			NO	YDS	AVG	FC	LG	TD	
K. Allen			2	11	5.5	1	6	0	T. Holliday			0	0	0.0	1	0	0	
[DOWNED]			1	0	0.0	0	0	0	E. Decker			0	0	0.0	1	0	0	
									[OUT OF BOUNDS]			1	0	0.0	0	0	0	
RETURNS			2	11	5.5	1	6	0	RETURNS			0	0	0.0	0	—	0	
KICKOFF RETURNS			NO	YDS	AVG	FC	LG	TD	KICKOFF RETURNS			NO	YDS	AVG	FC	LG	TD	
[OUT OF BOUNDS]			1	0	0.0	0	0	0	T. Holliday			4	108	27.0	0	39	0	
[TOUCHBACK]			4	0	0.0	0	0	0	[OUT OF BOUNDS]			1	0	0.0	0	0	0	
									[TOUCHBACK]			1	0	0.0	0	0	0	
RETURNS			0	0	0.0	0	—	0	RETURNS			4	108	27.0	0	39	0	
San Diego Chargers			Own			Opp.			Denver Broncos			Own			Opp.			
FUMBLES	Fum	Lost	Rec.	Yds	TD	FF	Rec.	Yds	TD	Bnds	FUMBLES	Fum	Lost	Rec.	Yds	TD	Bnds	
M. Scifres	1	0	1	0	0	0	0	0	0	0								
TOTAL	1	0	1	0	0	0	0	0	0	0	TOTAL	0	0	0	0	0	0	

FINAL TEAM STATISTICS															
CHARGERS								BRONCOS							
TOTAL FIRST DOWNS	24							19							
By Rushing	11							1							
By Passing	10							16							
By Penalty	3							2							
THIRD DOWN EFFICIENCY	6-12-50%							2-9-22%							
FOURTH DOWN EFFICIENCY	0-0-0%							1-1-100%							
TOTAL NET YARDS	337							295							
Total Offensive Plays (inc. times thrown passing)	66							53							
Average gain per offensive play	5.1							5.6							
NET YARDS RUSHING	177							18							
Total Rushing Plays	44							11							
Average gain per rushing play	4.0							1.6							
Tackles for a loss-number and yards	4-6							3-9							
NET YARDS PASSING	160							277							
Times thrown - yards lost attempting to pass	2-6							1-12							
Gross yards passing	166							289							
PASS ATTEMPTS-COMPLETIONS-HAD INTERCEPTED	20-12-0							41-27-1							
Avg gain per pass play (inc.# thrown passing)	7.3							6.6							
KICKOFFS Number-In End Zone-Touchbacks	6-5-1							5-4-4							
PUNTS Number and Average	3-42.0							4-46.5							
Had Blocked	0							0							
FGs - PATs Had Blocked								0-0							
Net Punting Average								42.0							
TOTAL RETURN YARDAGE (Not Including Kickoffs)								17							
No. and Yards Punt Returns								2-11							
No. and Yards Kickoff Returns								0-0							
No. and Yards Interception Returns								1-6							
PENALTIES Number and Yards								4-35							
FUMBLES Number and Lost								1-0							
TOUCHDOWNS								3							
Rushing								1							
Passing								2							
EXTRA POINTS Made-Attempts								3-3							
Kicking Made-Attempts								3-3							
FIELD GOALS Made-Attempts								2-2							
RED ZONE EFFICIENCY								2-4-50%							
GOAL TO GO EFFICIENCY								0-0-0%							
SAFETIES								0							
FINAL SCORE								27							
TIME OF POSSESSION								38:49							

BRONCOS DEFENSIVE STATISTICS																	
(Press Box Totals)																	
PLAYER	UT	A	TT	S-YDS	I-YDS	PD	FF	FR	PLAYER	UT	A	TT	S-YDS	I-YDS	PD	FF	FR
D. Trevathan	7	3	10	0-0	0-0	0	0	0	M. Unrein	3	0	3	0-0	0-0	0	0	0
M. Adams	5	1	6	0-0	0-0	0	0	0	R. Ayers	1	2	3	0-0	0-0	0	0	0
V. Miller	4	2	6	0-0	0-0	0	0	0	O. Bolden	1	2	3	0-0	0-0	0	0	0
K. Webster	5	0	5	0-0	0-0	1	0	0	S. Phillips	2	0	2	1-6	0-0	0	0	0
T. Knighton	4	1	5	0-0	0-0	0	0	0	D. Ithenacho	2	0	2	0-0	0-0	0	0	0
S. Williams	3	2	5	1-0	0-0	0	0	0	P. Lenon	2	0	2	0-0	0-0	0	0	0
M. Jackson	3	0	3	0-0	0-0	0	0	0	TEAM TOTALS	45	13	58	2-6	0-0	1	0	0
W. Woodyard	3	0	3	0-0	0-0	0	0	0									



Denver 37, Houston 13

Sunday, Dec. 22, 2013 • 12:02 p.m. CST • Reliant Stadium • Houston

WEATHER: Partly Cloudy, 58°, Wind NW 3 mph • **TIME:** 3:12 • **ATTENDANCE:** 71,761

Quarterback Peyton Manning broke the NFL record with his 51st touchdown pass of the season as the Broncos defeated the Texans 37-13 to clinch the AFC West division and a first-round bye in the playoffs.

Manning (32-of-51 passing for 400 yds., 4 TDs) surpassed 5,000 single season passing yards for the first time in his career as he completed passes to seven different receivers.

After forcing Houston to punt on the opening series of the game, Denver drove the field on a 12-play, 78-yard possession which led to a 32-yard field goal by kicker Matt Prater.

The Texans and Broncos exchanged punts on the next two series before Houston kicker Randy Bullock connected on a 45-yard field goal to tie the game at 3-3.

On the first play of the second quarter, Manning threw a 36-yard touchdown pass to wide receiver Demaryius Thomas (8 rec. for 123 yds., 1 TD) to regain the lead at 10-3.

Bullock made his second field goal of the game on a 35-yard attempt and Prater connected on attempts of 25 and 44-yards to give the Broncos a 16-6 lead at halftime.

Denver's defense was stout much of the first half as the unit allowed only 83 total net yards (25 yds. rushing, 58 yds. passing) and forced four punts.

The Texans defense held the Broncos scoreless in the third quarter forcing four punts.

Quarterback Matt Schaub led the Texans on a 9-play, 74-yard drive in which he completed 4-of-7 passes for 72 yards and a 15-yard touchdown pass to wide receiver Keshawn Martin on Houston's first possession of the second half.

On the second play of the fourth quarter, safety Mike Adams forced the first turnover of the game when he intercepted Schaub at Houston's 31-yard line. Two plays later, Manning threw his second touchdown pass of the game to wide receiver Eric Decker.

The Broncos defense forced their fifth punt of the second half and Manning completed a 20-yard touchdown pass to Decker to tie the league-record of 50 touchdown passes in a single season.

Houston punted the next series and Manning connected with tight end Julius Thomas (6 rec. for 78 yds., TD) for his fourth touchdown pass of the game and set the NFL record with his 51st passing touchdown of the season.

Denver's defense sealed the game on the next series when cornerback Dominique Rodgers-Cromartie picked off Schaub and the Broncos went on to win 37-13.

Broncos running back Knowshon Moreno (11 rush., 76 yds.) topped 1,000 yards for the first time in his career and became the first player in franchise history with 1,000 yards on the ground and 500 yards through the air in a single season.

OFFICIALS:

Referee — Ed Hochuli (85); **Umpire** — Chad Brown (31); **Head Linesman** — Mark Hittner (28); **Line Judge** — John Hussey (35); **Side Judge** — Keith Washington (7); **Field Judge** — Craig Wrolstad (4); **Back Judge** — Don Carey (126); **Replay** — Tom Sifferman.

DENVER BRONCOS

OFFENSE

WR 88 D. Thomas
LT 75 C. Clark
LG 68 Z. Beadles
C 66 M. Ramirez
RG 65 L. Vazquez
RT 74 O. Franklin
TE 80 J. Thomas
WR 87 E. Decker
WR 12 A. Caldwell
QB 18 P. Manning
TE 84 J. Tammie

DEFENSE

LDE 97 M. Jackson
DT 92 S. Williams
NT 94 T. Knighton
RDE 90 S. Phillips
SLB 58 V. Miller
MLB 51 P. Lenon
WLB 59 D. Trevathan
LCB 25 C. Harris Jr.
RCB 45 D. Rodgers-Cromartie
SS 33 D. Ihenacho
FS 20 M. Adams

BRONCOS SUBSTITUTIONS: P 4 B.Colquitt, K 5 M.Prater, WR 11 T.Holliday, QB 17 B.Osweiler, RB 21 R.Hillman, CB 23 Q.Jammer, CB 24 C.Bailey, RB 27 K.Moreno, RB 28 M.Ball, S 29 M.Huff, S 30 D.Bruton, S 31 O.Bolden, CB 32 T.Carter, LS 46 A.Brewer, LB 52 W.Woodyard, LB 53 S.Johnson, LB 56 N.Irving, DE 57 J.Mincey, C 60 S.Vallos, T 77 W.Justice, TE 81 J.Dreessen, TE 85 V.Green, DE 91 R.Ayers, DT 96 M.Unrein. **INACTIVE:** QB 2 Z.Dysert, RB 22 C.Anderson, CB 36 K.Webster, G 73 C.Kuper, WR 83 W.Welker, DE 95 D.Wolfe, DT 98 S.Fua.

HOUSTON TEXANS

OFFENSE

WR 80 A. Johnson
LT 76 D. Brown
LG 74 W. Smith
C 55 C. Myers
RG 79 B. Brooks
RT 75 D. Newton
TE 84 R. Griffin
WR 10 D. Hopkins
QB 8 M. Schaub
FB 33 G. Jones
RB 28 D. Johnson

DEFENSE

DE 99 J. Watt
DB 21 B. McCain
DE 94 A. Smith
SLB 58 B. Reed
SS 35 E. Pleasant
MLB 52 J. Tarpinian
WLB 59 W. Mercilus
LCB 25 K. Jackson
RCB 24 J. Joseph
SS 36 D. Swearinger
FS 31 S. Keo

TEXANS SUBSTITUTIONS: K 4 R.Bullock, P 9 S.Lechler, WR 18 L.Jean, CB 26 B.Harris, CB 27 J.Victoriano, RB 39 D.Karim, RB 41 J.Grimes, CB 43 E.Mack, LS 46 J.Weeks, FB 47 B.Smelley, OLB 50 B.Braman, ILB 51 D.Sharpton, ILB 53 J.Mays, ILB 54 M.Mohamed, OLB 57 J.Tuggle, G/C 60 B.Jones, T 68 R.Harris, WR 82 K.Martin, OLB 91 R.Sapp, NT 92 E.Mitchell, DE 93 J.Crick, DE 96 T.Jamison, NT 97 T.McClain. **DID NOT PLAY:** QB 13 T.Yates. **INACTIVE:** QB 7 C.Keenum, WR 11 D.Posey, FS 29 J.Starling, G 62 A.Kupper, T 66 A.Gardner, G 67 C.White, TE 88 G.Graham.

		1	2	3	4	OT	TOTAL	FIELD GOALS (made () missed)
VISITOR	Denver Broncos	3	13	0	21	0	37	M. Prater (32) (25) (44)
HOME	Houston Texans	3	3	7	0	0	13	R. Bullock (45) (35)

Team	Qtr	Clock Time	PLAY DESCRIPTION (Extra Point) (Drive Info)	SCORE Visitor Home
BRONCOS	1	8:50	M. Prater 32 yd. Field Goal (12-78, 4:38)	3 0
TEXANS	1	2:02	R. Bullock 45 yd. Field Goal (7-47, 3:04)	3 3
BRONCOS	2	14:54	D. Thomas 36 yd. pass from P. Manning (M. Prater kick) (5-64, 2:08)	10 3
TEXANS	2	6:06	R. Bullock 35 yd. Field Goal (7-10, 3:45)	10 6
BRONCOS	2	0:56	M. Prater 25 yd. Field Goal (13-69, 5:10)	13 6
BRONCOS	2	0:00	M. Prater 44 yd. Field Goal (4-43, 0:26)	16 6
TEXANS	3	10:33	K. Martin 15 yd. pass from M. Schaub (R. Bullock kick) (9-74, 3:14)	16 13
BRONCOS	4	13:26	E. Decker 10 yd. pass from P. Manning (M. Prater kick) (2-28, 0:45)	23 13
BRONCOS	4	6:57	E. Decker 20 yd. pass from P. Manning (M. Prater kick) (8-55, 3:03)	30 13
BRONCOS	4	4:28	J. Thomas 25 yd. pass from P. Manning (M. Prater kick) (3-56, 0:48)	37 13

FINAL INDIVIDUAL STATISTICS																					
Denver Broncos									Houston Texans												
RUSHING		ATT	YDS	AVG	LG	TD	RUSHING		ATT	YDS	AVG	LG	TD								
K. Moreno		11	76	6.9	31	0	D. Karim		8	30	3.8	14	0								
M. Ball		4	32	8.0	13	0	D. Johnson		12	29	2.4	9	0								
R. Hillman		3	6	2.0	3	0	J. Grimes		5	23	4.6	9	0								
							M. Schaub		1	5	5.0	5	0								
TOTAL		18	114	6.3	31	0	TOTAL		26	87	3.3	14	0								
PASSING		ATT	CMP	YDS	TKD/ YD	TD	LG	IN	Rtg.	PASSING		ATT	CMP	YDS	TKD/ YD	TD	LG	IN	Rtg.		
P. Manning		51	32	400	1/3	4	36	0	113.2	M. Schaub		37	18	176	3/23	1	40	2	48.9		
TOTAL		51	32	400	1/3	4	36	0	113.2	TOTAL		37	18	176	3/23	1	40	2	48.9		
PASS RECEIVING				NO	YDS	AVG	LG	TD	PASS RECEIVING				NO	YDS	AVG	LG	TD				
E. Decker				10	131	13.1	35	2	R. Griffin				5	66	13.2	40	0				
D. Thomas				8	123	15.4	36	1	A. Johnson				4	63	15.8	33	0				
J. Thomas				6	78	13.0	25	1	K. Martin				4	35	8.8	15	1				
J. Tamme				3	22	7.3	10	0	D. Johnson				2	1	0.5	3	0				
K. Moreno				2	26	13.0	17	0	D. Hopkins				1	8	8.0	8	0				
A. Caldwell				2	12	6.0	13	0	G. Jones				1	4	4.0	4	0				
V. Green				1	8	8.0	8	0	D. Karim				1	-1	-1.0	-1	0				
TOTAL				32	400	12.5	36	4	TOTAL				18	176	9.8	40	1				
INTERCEPTIONS				NO	YDS	AVG	LG	TD	INTERCEPTIONS				NO	YDS	AVG	LG	TD				
M. Adams				1	3	3.0	3	0													
D. Rodgers-Cromartie				1	0	0.0	0	0													
TOTAL				2	3	1.5	3	0	TOTAL				0	0	0.0	—	0				
PUNTING		NO	YDS	AVG	NET	TB	IN20	LG	PUNTING		NO	YDS	AVG	NET	TB	IN20	LG				
B. Colquitt		6	292	48.7	37.0	0	1	55	S. Lechler		8	359	44.9	42.3	0	2	57				
TOTAL		6	292	48.7	37.0	0	1	55	TOTAL		8	359	44.9	42.3	0	2	57				
PUNT RETURNS				NO	YDS	AVG	FC	LG	TD	PUNT RETURNS				NO	YDS	AVG	FC	LG	TD		
T. Holliday				5	21	4.2	1	8	0	K. Martin				5	70	14.0	0	51	0		
E. Decker				0	0	0.0	1	0	0	[DOWNED]				1	0	0.0	0	0	0		
[DOWNED]				1	0	0.0	0	0	0												
RETURNS				5	21	4.2	2	8	0	RETURNS				5	70	14.0	0	51	0		
KICKOFF RETURNS				NO	YDS	AVG	FC	LG	TD	KICKOFF RETURNS				NO	YDS	AVG	FC	LG	TD		
T. Holliday				4	99	24.8	0	32	0	D. Johnson				1	22	22.0	0	22	0		
										[TOUCHBACK]				6	0	0.0	0	0	0		
RETURNS				4	99	24.8	0	32	0	RETURNS				1	22	22.0	0	22	0		
Denver Broncos		Own				Opp.				Houston Texans		Own				Opp.					
FUMBLES	Fum	Lost	Rec.	Yds	TD	FF	Rec.	Yds	TD	Bnds	FUMBLES	Fum	Lost	Rec.	Yds	TD	FF	Rec.	Yds	TD	Bnds
T. Holliday		1	0	1	0	0	0	0	0	0	M. Schaub		1	0	0	0	0	0	0	0	0
R. Ayers		0	0	0	0	0	1	0	0	0	R. Griffin		0	0	1	0	0	0	0	0	0
TOTAL		1	0	1	0	0	1	0	0	0	TOTAL		1	0	1	0	0	0	0	0	0

FINAL TEAM STATISTICS									
	BRONCOS		TEXANS			BRONCOS		TEXANS	
TOTAL FIRST DOWNS	25	14	FGs - PATs Had Blocked	0-0	0-0				
By Rushing	4	5	Net Punting Average	37.0	42.3				
By Passing	20	8	TOTAL RETURN YARDAGE (Not Including Kickoffs)	24	70				
By Penalty	1	1	No. and Yards Punt Returns	5-21	5-70				
THIRD DOWN EFFICIENCY	2-11-18%	6-16-38%	No. and Yards Kickoff Returns	4-99	1-22				
FOURTH DOWN EFFICIENCY	0-1-0%	0-0-0%	No. and Yards Interception Returns	2-3	0-0				
TOTAL NET YARDS	511	240	PENALTIES Number and Yards	8-67	4-57				
Total Offensive Plays (inc. times thrown passing)	70	66	FUMBLES Number and Lost	1-0	1-0				
Average gain per offensive play	7.3	3.6	TOUCHDOWNS	4	1				
NET YARDS RUSHING	114	87	Rushing	0	0				
Total Rushing Plays	18	26	Passing	4	1				
Average gain per rushing play	6.3	3.3	EXTRA POINTS Made-Attempts	4-4	1-1				
Tackles for a loss-number and yards	0-0	3-5	Kicking Made-Attempts	4-4	1-1				
NET YARDS PASSING	397	153	FIELD GOALS Made-Attempts	3-3	2-2				
Times thrown - yards lost attempting to pass	1-3	3-23	RED ZONE EFFICIENCY	1-3-33%	1-2-50%				
Gross yards passing	400	176	GOAL TO GO EFFICIENCY	1-2-50%	0-0-0%				
PASS ATTEMPTS-COMPLETIONS-HAD INTERCEPTED	51-32-0	37-18-2	SAFETIES	0	0				
Avg gain per pass play (inc.# thrown passing)	7.6	3.8	FINAL SCORE	37	13				
KICKOFFS Number-In End Zone-Touchbacks	7-7-6	4-2-0	TIME OF POSSESSION	28:53	31:07				
PUNTS Number and Average	6-48.7	8-44.9							
Had Blocked	0	0							

BRONCOS DEFENSIVE STATISTICS																
(Press Box Totals)																
PLAYER	UT	A	TT	S-YDS	I-YDS	PD	FF	FR	PLAYER	UT	A	TT	S-YDS	I-YDS	PD	FF
M. Adams	6	3	9	0-0	1-3	3	0	0	D. Ihenacho	1	2	3	0-0	0-0	0	0
D. Trevathan	6	2	8	1-9	0-0	1	0	0	M. Unrein	2	0	2	0-0	0-0	0	0
S. Williams	5	0	5	1-8	0-0	0	0	0	S. Phillips	1	1	2	0-0	0-0	0	0
N. Irving	4	1	5	0-0	0-0	0	0	0	D. Rodgers-Cromartie	1	0	1	0-0	1-0	1	0
M. Jackson	4	1	5	0-0	0-0	0	0	0	V. Miller	1	0	1	0-0	0-0	0	0
C. Harris Jr.	3	1	4	0-0	0-0	2	0	0	C. Bailey	1	0	1	0-0	0-0	0	0
R. Ayers	3	0	3	1-6	0-0	0	1	0	J. Mincey	1	0	1	0-0	0-0	0	0
P. Lenon	3	0	3	0-0	0-0	0	0	0	W. Woodyard	1	0	1	0-0	0-0	0	0
T. Knighton	2	1	3	0-0	0-0	0	0	0	TEAM TOTALS	45	12	57	3-23	2-3	7	1



Denver 34, Oakland 14

Sunday, Dec. 29, 2013 • 1:25 p.m. PST • O.co Coliseum • Oakland, Calif.

WEATHER: Sunny, 70°, Wind NE 8 mph • **TIME:** 3:03 • **ATTENDANCE:** 51,500

Denver Broncos quarterback Peyton Manning completed 25-of-28 passes for 266 yards to set the all time single-season passing yards record (5,477 yds.) in a 34-14 victory over the Oakland Raiders as the Broncos became the first team in NFL history to score 600 points in a single season.

The Broncos offense was flawless in the first half, scoring on each of its five series and registering 315 total net yards, while the Denver defense recovered a fumble, forced four punts and held Oakland scoreless.

On the Broncos' first possession, Manning completed 8-of-9 passes for 70 yards and a 3-yard touchdown pass to wide receiver Eric Decker.

Denver rookie defensive tackle Sylvester Williams recovered a fumble by Oakland quarterback Terrelle Pryor on the next series and four plays later Manning connected with running back Knowshon Moreno for a 7-yard touchdown and a 14-0 lead.

After forcing the Raiders to their second punt of the game, kicker Matt Prater made a 34-yard field goal.

The Broncos defense would force Oakland to punt two more times to close out the first half, while Manning would complete consecutive touchdown passes of 63 and 5 yards to wide receiver Demaryius Thomas (6 rec. for 113 yds., 2 TDs) to give the Broncos a 31-0 halftime lead.

The 5-yard touchdown pass gave Manning 5,477 yards on the season as he set the record for the most single-season passing yards in NFL history and extended his single-season passing touchdowns record to 55.

Second-year quarterback Brock Osweiler relieved Manning in the second half and completed 9-of-13 passes for 85 yards.

Denver was forced to punt on their first series of the third quarter, but fullback/running back Jamize Olawale blocked punter Britton Colquitt's attempt. Oakland recovered the ball deep in Broncos' territory, but Raiders kicker Sebastian Janikowski missed a 42-yard field goal attempt to keep Oakland scoreless.

Both teams were held pointless most of the second half, but Prater connected on a 54-yard field goal with 6:36 left in the fourth quarter to give the Broncos their final points of the regular season.

Oakland was able to score their first points of the game on the ensuing series as Pryor completed a 14-yard pass to wide receiver Rod Streater to bring the score to 34-7.

After a quick three-and-out by the Broncos offense, Pryor led the Raiders on a 9 play, 75-yard drive which resulted in a 9-yard touchdown pass to tight end Nick Kasa.

Oakland attempted an onside kick, but Broncos tight end Jacob Tamme knocked the ball out of bounds to preserve the 34-14 win and give the Broncos the No. 1 seed in the AFC playoffs.

OFFICIALS:

Referee — Ron Winter (14); **Umpire** — Carl Paganelli (124); **Head Linesman** — Jim Howey (37); **Line Judge** — Gary Arthur (108); **Side Judge** — Tom Hill (97); **Field Judge** — Scott Steenson (88); **Back Judge** — Greg Steed (12); **Replay** — Jim Lapetina.

DENVER BRONCOS

OFFENSE

WR 88 D. Thomas
LT 75 C. Clark
LG 68 Z. Beadles
C 66 M. Ramirez
RG 65 L. Vazquez
RT 74 O. Franklin
TE 80 J. Thomas
WR 87 E. Decker
WR 12 A. Caldwell
QB 18 P. Manning
RB 27 K. Moreno

DEFENSE

LDE 97 M. Jackson
DT 92 S. Williams
NT 94 T. Knighton
RDE 90 S. Phillips
SLB 56 N. Irving
MLB 51 P. Lenon
WLB 59 D. Trevathan
LCB 25 C. Harris Jr.
RCB 45 D. Rodgers-Cromartie
SS 33 D. Ihenacho
FS 20 M. Adams

BRONCOS SUBSTITUTIONS: P 4 B.Colquitt, K 5 M.Prater, WR 11 T.Holliday, QB 17 B.Osweiler, RB 21 R.Hillman, CB 23 Q.Jammer, CB 24 C.Bailey, RB 28 M.Ball, S 29 M.Huff, S 30 D.Barton, S 31 O.Bolden, CB 32 T.Carter, LS 46 A.Brewer, LB 52 W.Woodyard, LB 53 S.Johnson, LB 54 B.Marshall, DE 57 J.Mincey, G 73 C.Kuper, T 77 W.Justice, TE 81 J.Dreessen, TE 84 J.Tamme, TE 85 V.Green, DE 91 R.Ayers, DT 96 M.Unrein. **INACTIVE:** QB 2 Z.Dysert, RB 22 C.Anderson, CB 36 K.Webster, C 60 S.Vallos, WR 83 W.Welker, DE 95 D.Wolfe, DT 98 S.Fua.

OAKLAND RAIDERS

OFFENSE

WR 18 A. Holmes
LT 68 J. Veldheer
LG 69 K. Barnes
C 61 S. Wisniewski
RG 65 M. Brisiel
RT 79 T. Pashos
TE 85 J. Mastrud
WR 80 R. Streater
QB 2 T. Pryor
FB 45 M. Reece
RB 27 R. Jennings

DEFENSE

RE 99 L. Houston
DT 98 V. Walker
NT 90 P. Sims
LE 93 J. Hunter
WLB 94 Ke. Burnett
MLB 53 N. Roach
LCB 28 P. Adams
CB 23 T. Porter
LCB 35 C. Chekwa
SS 29 B. Ross
FS 24 C. Woodson

RAIDERS SUBSTITUTIONS: P 7 M.King, WR 10 G.Jenkins, K 11 S.Janikowski, WR 17 D.Moore, RB 20 D.McFadden, CB 22 T.Jones, RB 32 J.Stewart, CB 37 C.Casey, S 42 S.Johnson, FB/ RB 49 J.Olawale, LB 54 M.McFadden, LB 55 S.Moore, LB 56 M.Burris, DE 58 R.Robinson, LS 59 J.Condo, T 73 M.McCants, OL 76 L.Nix, TE 81 M.Rivera, TE 88 N.Kasa, DE 91 J.Crawford, DT 92 S.McGee, LB 95 K.Burnett, DT 97 D.Muir. **DID NOT PLAY:** QB 14 M.McGloin. **INACTIVE:** WR 12 J.Ford, WR 19 B.Butler, CB 21 M.Jenkins, G 63 L.Mady, C/G 64 A.Gurode, T 71 M.Watson, DT 77 R.Lumpkin.

		1	2	3	4	OT	TOTAL	FIELD GOALS (made () missed)	
VISITOR	Denver Broncos	14	17	0	3	0	34	M. Prater (34) (54)	
HOME	Oakland Raiders	0	0	0	14	0	14	S. Janikowski 42WR	
Team	Qtr	Clock Time	PLAY DESCRIPTION (Extra Point) (Drive Info)					SCORE	
								Visitor	Home
BRONCOS	1	7:05	E. Decker 3 yd. pass from P. Manning (M. Prater kick) (12-71, 5:54)					7	0
BRONCOS	1	5:39	K. Moreno 7 yd. pass from P. Manning (M. Prater kick) (4-21, 1:14)					14	0
BRONCOS	2	12:37	M. Prater 34 yd. Field Goal (11-49, 4:48)					17	0
BRONCOS	2	5:37	D. Thomas 63 yd. pass from P. Manning (M. Prater kick) (6-80, 2:39)					24	0
BRONCOS	2	0:13	D. Thomas 5 yd. pass from P. Manning (M. Prater kick) (10-89, 3:13)					31	0
BRONCOS	4	6:36	M. Prater 54 yd. Field Goal (7-24, 2:57)					34	0
RAIDERS	4	4:24	R. Streater 14 yd. pass from T. Pryor (S. Janikowski kick) (8-80, 2:12)					34	7
RAIDERS	4	0:37	N. Kasa 9 yd. pass from T. Pryor (S. Janikowski kick) (9-75, 2:36)					34	14

FINAL INDIVIDUAL STATISTICS																							
Denver Broncos									Oakland Raiders														
RUSHING	ATT	YDS	AVG	LG	TD	RUSHING	ATT	YDS	AVG	LG	TD	RUSHING	ATT	YDS	AVG	LG	TD						
M. Ball	10	72	7.2	21	0	T. Pryor	9	49	5.4	11	0	T. Pryor	9	49	5.4	11	0						
R. Hillman	12	30	2.5	8	0	R. Jennings	4	9	2.3	3	0	R. Jennings	4	9	2.3	3	0						
K. Moreno	6	23	3.8	10	0	D. McFadden	7	6	0.9	5	0	D. McFadden	7	6	0.9	5	0						
B. Osweiler	1	-1	-1.0	-1	0																		
TOTAL	29	124	4.3	21	0	TOTAL	20	64	3.2	11	0	TOTAL	20	64	3.2	11	0						
PASSING	ATT	CMP	YDS	TKD/YD	TD	LG	IN	Rtg.	PASSING	ATT	CMP	YDS	TKD/YD	TD	LG	IN	Rtg.						
P. Manning	28	25	266	1/9	4	63	0	145.8	T. Pryor	38	21	207	2/16	2	24	0	88.4						
B. Osweiler	13	9	85	2/8	0	19	0	87.0															
TOTAL	41	34	351	3/17	4	63	0	134.9	TOTAL	38	21	207	2/16	2	24	0	88.4						
PASS RECEIVING	NO	YDS	AVG	LG	TD	PASS RECEIVING	NO	YDS	AVG	LG	TD	PASS RECEIVING	NO	YDS	AVG	LG	TD						
D. Thomas	6	113	18.8	63	2	R. Streater	5	40	8.0	14	1	R. Streater	5	40	8.0	14	1						
K. Moreno	5	41	8.2	12	1	D. Moore	4	63	15.8	24	0	D. Moore	4	63	15.8	24	0						
J. Thomas	5	36	7.2	10	0	A. Holmes	3	38	12.7	22	0	A. Holmes	3	38	12.7	22	0						
E. Decker	4	27	6.8	12	1	D. McFadden	3	15	5.0	8	0	D. McFadden	3	15	5.0	8	0						
A. Caldwell	3	42	14.0	19	0	M. Rivera	2	23	11.5	17	0	M. Rivera	2	23	11.5	17	0						
J. Tamme	3	29	9.7	11	0	R. Jennings	2	8	4.0	9	0	R. Jennings	2	8	4.0	9	0						
J. Dreessen	3	26	8.7	14	0	M. Reece	1	11	11.0	11	0	M. Reece	1	11	11.0	11	0						
M. Ball	3	22	7.3	10	0	N. Kasa	1	9	9.0	9	1	N. Kasa	1	9	9.0	9	1						
V. Green	2	15	7.5	10	0																		
TOTAL	34	351	10.3	63	4	TOTAL	21	207	9.9	24	2	TOTAL	21	207	9.9	24	2						
INTERCEPTIONS	NO	YDS	AVG	LG	TD	INTERCEPTIONS	NO	YDS	AVG	LG	TD	INTERCEPTIONS	NO	YDS	AVG	LG	TD						
TOTAL	0	0	0.0	—	0	TOTAL	0	0	0.0	—	0	TOTAL	0	0	0.0	—	0						
PUNTING	NO	YDS	AVG	NET	TB	IN20	LG	PUNTING	NO	YDS	AVG	NET	TB	IN20	LG	PUNTING	NO	YDS	AVG	NET	TB	IN20	LG
B. Colquitt	3	120	40.0	24.8	1	1	48	M. King	5	229	45.8	41.8	1	2	52	B. Colquitt	3	120	40.0	24.8	1	1	48
[BLOCKED]	1	0	0.0	0	0	0	0									[BLOCKED]	1	0	0.0	0	0	0	0
TOTAL	4	120	30.0	24.8	1	1	48	TOTAL	5	229	45.8	41.8	1	2	52	TOTAL	4	120	30.0	24.8	1	1	48
PUNT RETURNS	NO	YDS	AVG	FC	LG	TD	PUNT RETURNS	NO	YDS	AVG	FC	LG	TD	PUNT RETURNS	NO	YDS	AVG	FC	LG	TD			
T. Holliday	1	0	0.0	0	0	0	G. Jenkins	1	1	1.0	1	1	0	T. Holliday	1	0	0.0	0	0	0	0		
[DOWNED]	2	0	0.0	0	0	0	[TOUCHBACK]	1	0	0.0	0	0	0	[DOWNED]	2	0	0.0	0	0	0	0		
[OUT OF BOUNDS]	1	0	0.0	0	0	0								[OUT OF BOUNDS]	1	0	0.0	0	0	0	0		
[TOUCHBACK]	1	0	0.0	0	0	0								[TOUCHBACK]	1	0	0.0	0	0	0	0		
RETURNS	1	0	0.0	0	0	0	RETURNS	1	1	1.0	1	1	0	RETURNS	1	0	0.0	0	0	0	0		
KICKOFF RETURNS	NO	YDS	AVG	FC	LG	TD	KICKOFF RETURNS	NO	YDS	AVG	FC	LG	TD	KICKOFF RETURNS	NO	YDS	AVG	FC	LG	TD			
J. Tamme	1	0	0.0	0	0	0	T. Jones	2	51	25.5	0	27	0	J. Tamme	1	0	0.0	0	0	0	0		
[OUT OF BOUNDS]	1	0	0.0	0	0	0	[TOUCHBACK]	5	0	0.0	0	0	0	[OUT OF BOUNDS]	1	0	0.0	0	0	0	0		
[TOUCHBACK]	1	0	0.0	0	0	0								[TOUCHBACK]	1	0	0.0	0	0	0	0		
RETURNS	1	0	0.0	0	0	0	RETURNS	2	51	25.5	0	27	0	RETURNS	1	0	0.0	0	0	0	0		
Denver Broncos	Own			Opp.			Out	Oakland Raiders	Own			Opp.			Out								
FUMBLES	Fum	Lost	Rec.	Yds	TD	FF	Rec.	Yds	TD	Bnds	FUMBLES	Fum	Lost	Rec.	Yds	TD	Bnds						
W. Woodyard	0	0	0	0	0	1	0	0	0	0	T. Pryor	2	1	1	-4	0	0						
S. Williams	0	0	0	0	0	0	1	0	0	0	T. Jones	1	0	0	0	0	0						
											M. Rivera	0	0	1	0	0	0						
TOTAL	0	0	0	0	0	1	1	0	0	0	TOTAL	3	1	2	-4	0	0						

FINAL TEAM STATISTICS									
	BRONCOS		RAIDERS			BRONCOS		RAIDERS	
TOTAL FIRST DOWNS	28		17		FGs - PATs Had Blocked	0-0		0-0	
By Rushing	9		3		Net Punting Average	24.8		41.8	
By Passing	19		13		TOTAL RETURN YARDAGE (Not Including Kickoffs)	0		1	
By Penalty	0		1		No. and Yards Punt Returns	1-0		1-1	
THIRD DOWN EFFICIENCY	9-15-60%		5-13-38%		No. and Yards Kickoff Returns	1-0		2-51	
FOURTH DOWN EFFICIENCY	0-0-0%		0-1-0%		No. and Yards Interception Returns	0-0		0-0	
TOTAL NET YARDS	458		255		PENALTIES Number and Yards	6-56		2-10	
Total Offensive Plays (inc. times thrown passing)	73		60		FUMBLES Number and Lost	0-0		3-1	
Average gain per offensive play	6.3		4.3		TOUCHDOWNS	4		2	
NET YARDS RUSHING	124		64		Rushing	0		0	
Total Rushing Plays	29		20		Passing	4		2	
Average gain per rushing play	4.3		3.2		EXTRA POINTS Made-Attempts	4-4		2-2	
Tackles for a loss-number and yards	4-10		2-3		Kicking Made-Attempts	4-4		2-2	
NET YARDS PASSING	334		191		FIELD GOALS Made-Attempts	2-2		0-1	
Times thrown - yards lost attempting to pass	3-17		2-16		RED ZONE EFFICIENCY	3-4-75%		2-2-100%	
Gross yards passing	351		207		GOAL TO GO EFFICIENCY	3-3-100%		1-1-100%	
PASS ATTEMPTS-COMPLETIONS-HAD INTERCEPTED	41-34-0		38-21-0		SAFETIES	0		0	
Avg gain per pass play (inc.# thrown passing)	7.6		4.8		FINAL SCORE	34		14	
KICKOFFS Number-In End Zone-Touchbacks	7-7-5		3-1-1		TIME OF POSSESSION	35:29		24:31	
PUNTS Number and Average	4-30.0		5-45.8						
Had Blocked	1		0						



Denver 24, San Diego 17

Sunday, Jan. 12, 2014 • 2:40 p.m. MST • Sports Authority Field at Mile High • Denver

WEATHER: Partly Cloudy, 41°, Wind NW 17 mph • TIME: 3:13 • ATTENDANCE: 76,969

2013 AFC Divisional Playoff Game

The Denver Broncos defeated their AFC West rival San Diego Chargers 24-17 in the divisional round on a windy afternoon at Sports Authority Field at Mile High.

Denver's defense shut out the Chargers through three quarters and held on through the final frame to help the Broncos advance to their ninth-ever AFC Championship Game.

After forcing the Chargers to punt on the opening series of the game, quarterback Peyton Manning led the Broncos offense on a 14-play, 86-yard drive that culminated in a 2-yard touchdown reception by wide receiver Demaryius Thomas (8 rec. for 54 yds., 1 TD) to give Denver the early lead.

San Diego recovered a fumble by tight end Julius Thomas in the second quarter but kicker Nick Novak missed a 53-yard field goal attempt.

Denver was able to take advantage of the good field position as Manning completed a 3-yard touchdown pass to wide receiver Wes Welker on its ensuing possession.

The Broncos were able to move the ball deep into San Diego territory at the end of the half, but Manning was intercepted in the end zone and the Broncos entered halftime with a 14-0 lead.

On the opening drive of the third quarter, Manning (25-of-36 passing for 230 yds., 2 TDs, 1 INT) completed 5-of-7 passes for 36 yards and kicker Matt Prater made a 45-yard field goal attempt.

The Broncos defense remained stout throughout the third quarter before quarterback Philip Rivers (18-of-27 passing for 217 yds., 2 TDs, 0 INT) completed a 16-yard touchdown pass to rookie wide receiver Keenan Allen with 12:59 left in the final frame.

Denver's offense conducted its own scoring drive on the next series as running back Knowshon Moreno scampered for a 3-yard touchdown run to increase the Broncos' lead to 24-7.

On San Diego's next possession, Rivers and Allen (6 rec. for 142 yds., 2 TDs) connected again on a 16-yard touchdown pass. The Chargers attempted an onside kick and cornerback Richard Marshall recovered the ball after it deflected off of Broncos wide receiver Eric Decker.

San Diego's opportunistic offense, led by Rivers, orchestrated an 8-play, 48-yard drive that resulted in a 30-yard field goal by Novak to reduce Denver's lead to 24-17.

After a Chargers' squib kick, the Broncos gained possession of the ball with 5:40 left in the game. Denver would convert three critical third downs, including a 21-yard pass from Manning to Julius Thomas (6 rec. for 76 yds, 0 TDs) on 3rd down and 17, to preserve the win.

OFFICIALS:

Referee — Clete Blakeman (34); Umpire — Fred Bryan (11); Head Linesman — Jim Mello (48); Line Judge — Jeff Seeman (45); Side Judge — Dave Wyant (16); Field Judge — Bob Waggoner (25); Back Judge — Dino Paganelli (105); Replay — Mark Burns.

DENVER BRONCOS

OFFENSE

WR 88 D. Thomas
LT 75 C. Clark
LG 68 Z. Beadles
C 66 M. Ramirez
RG 65 L. Vasquez
RT 74 O. Franklin
TE 80 J. Thomas
WR 87 E. Decker
WR 83 W. Welker
QB 18 P. Manning
RB 27 K. Moreno

DEFENSE

LDE 97 M. Jackson
DT 92 S. Williams
NT 94 T. Knighton
RDE 90 S. Phillips
SLB 56 N. Irving
MLB 51 P. Lenon
WLB 59 D. Trevathan
LCB 25 C. Harris Jr.
RCB 45 D. Rodgers-Cromartie
SS 33 D. Ihenacho
FS 20 M. Adams

BRONCOS SUBSTITUTIONS: P 4 B.Colquitt, K 5 M.Prater, WR 11 T.Holliday, WR 12 A.Caldwell, CB 23 Q.Jammer, CB 24 C.Bailey, RB 28 M.Ball, S 29 M.Huff, S 30 D.Bruton, S 31 O.Bolden, CB 36 K.Webster, LS 46 A.Brewer, LB 52 W.Woodyard, LB 53 S.Johnson, LB 54 B.Marshall, DE 57 J.Mincey, C 60 S.Vallos, TE 84 J.Tamme, TE 85 V.Green, DE 91 R.Ayers, DT 96 M.Unrein. **DID NOT PLAY:** QB 17 B.Osweiler, RB 22 C.Anderson, T 77 W.Justice. **INACTIVE:** QB 2 Z.Dysert, RB 21 R.Hillman, CB 32 T.Carter, G 73 C.Kuper, TE 81 J.Dreessen, DE 95 D.Wolfe, DT 98 S.Fua.

SAN DIEGO CHARGERS

OFFENSE

TE 89 L. Green
WR 13 K. Allen
LT 77 K. Dunlap
LG 78 C. Rinehart
C 61 N. Hardwick
RG 63 J. Troutman
RT 76 D. Fluker
TE 85 A. Gates
WR 11 E. Royal
QB 17 P. Rivers
RB 24 R. Mathews

DEFENSE

RE 94 C. Liuget
LE 91 K. Reyes
OLB 54 M. Ingram
ILB 50 M. Te'o
ILB 56 D. Butler
OLB 96 J. Johnson
LCB 31 R. Marshall
RCB 29 S. Wright
SS 38 M. Gilchrist
FS 37 J. Addae
FS 32 E. Weddle

CHARGERS SUBSTITUTIONS: P 5 M.Scifres, K 9 N.Novak, WR 16 S.Ajirotutu, CB 20 C.Butler, CB 22 D.Cox, RB 23 R.Brown, S 25 D.Stuckey, FB 33 L.McClain, RB 39 D.Woodhead, LS 47 M.Windt, ILB 52 R.Walker, OLB 58 T.Williams, ILB 59 A.Gachkar, G-T 70 S.Schilling, DE 71 L.Guy, C-G 74 R.Ohrnberger, TE 81 J.Byrne, WR 86 V.Brown, OLB 90 T.Keiser, DT 92 C.Thomas, ILB 97 B.Bird. **DID NOT PLAY:** QB 6 C.Whitehurst, T 69 W.Smith, DT 95 K.Geathers. **INACTIVE:** QB 4 B.Sorensen, WR-KR 10 L.Hawkins, SS 28 B.Taylor, CB 35 M.Cromartie, G-T 66 J.Clary, T 72 K.Wiggins, DE 98 S.Lissemore.

		1	2	3	4	OT	TOTAL	FIELD GOALS (made () missed)
VISITOR	San Diego Chargers	0	0	0	17	0	17	N. Novak 53WL (30)
HOME	Denver Broncos	7	7	3	7	0	24	M. Prater (45) 47WL
Team	Qtr	Clock Time	PLAY DESCRIPTION (Extra Point) (Drive Info)					SCORE Visitor Home
BRONCOS	1	2:25	D. Thomas 2 yd. pass from P. Manning (M. Prater kick) (14-86, 7:01)					0 7
BRONCOS	2	6:00	W. Welker 3 yd. pass from P. Manning (M. Prater kick) (9-57, 5:13)					0 14
BRONCOS	3	9:35	M. Prater 45 yd. Field Goal (12-37, 5:25)					0 17
CHARGERS	4	12:59	K. Allen 16 yd. pass from P. Rivers (N. Novak kick) (6-63, 3:08)					7 17
BRONCOS	4	8:12	K. Moreno 3 yd. run (M. Prater kick) (9-81, 4:47)					7 24
CHARGERS	4	5:43	K. Allen 16 yd. pass from P. Rivers (N. Novak kick) (7-80, 2:29)					14 24
CHARGERS	4	3:53	N. Novak 30 yd. Field Goal (8-48, 1:50)					17 24



Denver 26, New England 16

Sunday, Jan. 19, 2014 • 1:06 p.m. MST • Sports Authority Field at Mile High • Denver

WEATHER: Sunny, 63°, Wind W 9 mph • TIME: 2:57 • ATTENDANCE: 77,110

2013 AFC Championship Game

The Denver Broncos won their seventh AFC Championship with a 26-16 victory over the New England Patriots to position themselves for a matchup with the Seattle Seahawks in Super Bowl XLVIII in New York-New Jersey.

Denver was led early by a dominant defensive effort as the Patriots offense was forced to punt on each of their first three possessions of the game.

The Broncos put the first points on the board as kicker Matt Prater connected on a 27-yard field goal in the first quarter.

On Denver's first series of the second frame, the offense manufactured a 15-play, 93-yard scoring drive by relying on the running game. Running backs Knowshon Moreno and Montee Ball combined for 58 yards on eight carries (7.25 avg.). The drive concluded with a 1-yard touchdown reception by tight end Jacob Tamme.

New England scored their first points of the game when kicker Stephen Gostkowski made a 47-yard attempt with 2:54 left in the second quarter.

Denver was able to add a late second quarter field goal and enter halftime with a 13-3 lead.

Quarterback Peyton Manning (32-of-43 passing for 400 yds., 2 TDs, 0 INT) led the Broncos on a 13-play, 80-yard scoring drive to open the second half. Manning completed 6-of-7 passes on the series for 53 yards, which concluded with a 3-yard touchdown reception by wide receiver Demaryius Thomas (7 rec. for 134 yds., 1 TD).

Prater made his third field goal of the game early in the fourth quarter to increase the Broncos' lead to 23-3.

On the ensuing series, Patriots quarterback Tom Brady (24-of-38 passing for 277 yds., 1 TD, 0 INT) led New England's offense on a 9-play drive in which he completed 6-of-9 passes for 80 yards and a 7-yard touchdown pass to wide receiver Julian Edelman (10 rec. for 89 yds., 1 TD).

After Prater became the first Broncos' kicker in team history to make four field goals in a playoff game, Brady again led the Patriots on a scoring series. New England executed another 80-yard touchdown drive that resulted in a 5-yard run by Brady to cut the deficit to 26-16 with 3:06 left in the game. The Patriots would fail to convert on a two-point conversion attempt.

Gostkowski attempted a squib kick and wide receiver Eric Decker caught the ball to give Denver possession.

Denver would convert two first downs to drain the clock and preserve the 26-16 win over the Patriots to send the Broncos to their seventh Super Bowl.

OFFICIALS:

Referee — Tony Corrente (99); **Umpire** — Paul King (121); **Head Linesman** — Kent Payne (79); **Line Judge** — John Hussey (35); **Side Judge** — Tom Hill (97); **Field Judge** — Craig Wrolstad (4); **Back Judge** — Greg Wilson (119); **Replay** — Carl Madsen.

DENVER BRONCOS

OFFENSE

WR 88 D. Thomas
LT 75 C. Clark
LG 68 Z. Beadles
C 66 M. Ramirez
RG 65 L. Vazquez
RT 74 O. Franklin
TE 80 J. Thomas
WR 87 E. Decker
WR 83 W. Welker
QB 18 P. Manning
RB 27 K. Moreno

DEFENSE

LDE 97 M. Jackson
DT 92 S. Williams
NT 94 T. Knighton
RDE 90 S. Phillips
SLB 56 N. Irving
MLB 51 P. Lenon
WLB 59 D. Trevathan
LCB 24 C. Bailey
RCB 45 D. Rodgers-Cromartie
SS 33 D. Ihenacho
FS 20 M. Adams

BRONCOS SUBSTITUTIONS: P 4 B.Colquitt, K 5 M.Prater, WR 11 T.Holliday, WR 12 A.Caldwell, CB 23 Q.Jammer, RB 28 M.Ball, S 29 M.Huff, S 30 D.Barton, S 31 O.Bolden, CB 32 T.Carter, CB 36 K.Webster, LS 46 A.Brewer, LB 52 B.Woodward, LB 53 S.Johnson, LB 54 B.Marshall, DE 57 J.Mincey, C 60 S.Vallos, T 77 W.Justice, TE 84 J.Tamme, TE 85 V.Green, DE 91 R.Ayers, DT 96 M.Unrein. **DID NOT PLAY:** QB 17 B.Osweiler, RB 22 C.Anderson. **INACTIVE:** QB 2 Z.Dysert, RB 21 R.Hillman, CB 34 M.Cole, T 70 V.Painter, G 73 C.Kuper, TE 81 J.Dressen, DT 98 S.Fua.

NEW ENGLAND PATRIOTS

OFFENSE

WR 80 D. Amendola
LT 77 N. Solder
LG 70 L. Mankins
C 62 R. Wendell
RG 63 D. Connolly
RT 61 M. Cannon
TE 47 M. Hoomanawanui
WR 11 J. Edelman
QB 12 T. Brady
RB 46 J. Develin
RB 34 S. Vereen

DEFENSE

LE 50 R. Ninkovich
DT 71 S. Siliga
DT 94 Chr. Jones
RE 95 Cha. Jones
LB 91 J. Collins
CB 25 K. Arrington
LB 54 D. Hightower
LCB 31 A. Talib
RCB 37 A. Dennard
S 28 S. Gregory
S 32 D. McCourty

PATRIOTS SUBSTITUTIONS: K 3 S.Gostkowski, P 6 R.Allen, WR 10 A.Collie, WR 17 A.Dobson, WR 18 M.Slater, RB 22 S.Ridley, CB 26 L.Ryan, DB 27 T.Wilson, RB 29 L.Blount, DB 30 D.Harmon, S 36 K.Davis, RB 38 B.Bolden, DB 43 N.Ebner, LS 48 D.Aiken, LB 52 D.Fletcher, LB 53 J.Davis, LB 59 C.White, DT 72 J.Vellano, OL 74 W.Svitek, TE 88 M.Mulligan, DE 96 A.Carter, DL 99 M.Buchanan. **DID NOT PLAY:** QB 15 R.Mallett, OL 67 J.Kline. **INACTIVE:** DB 41 J.Green, TE 45 D.Williams, LB 58 S.Beauharnais, OL 64 C.Barker, WR 85 K.Thompkins, DT 90 I.Sopoaga, DE 92 J.Bequette.

		1	2	3	4	OT	TOTAL	FIELD GOALS (made () missed)
VISITOR	New England Patriots	0	3	0	13	0	16	S. Gostkowski (47)
HOME	Denver Broncos	3	10	7	6	0	26	M. Prater (27) (35) (19) (54)

Team	Qtr	Clock Time	PLAY DESCRIPTION (Extra Point) (Drive Info)	SCORE Visitor Home
BRONCOS	1	3:43	M. Prater 27 yd. Field Goal (10-73, 4:07)	0 3
BRONCOS	2	7:50	J. Tamme 1 yd. pass from P. Manning (M. Prater kick) (15-93, 7:01)	0 10
PATRIOTS	2	2:54	S. Gostkowski 47 yd. Field Goal (9-51, 4:56)	3 10
BRONCOS	2	0:25	M. Prater 35 yd. Field Goal (8-63, 2:29)	3 13
BRONCOS	3	7:52	D. Thomas 3 yd. pass from P. Manning (M. Prater kick) (13-80, 7:08)	3 20
BRONCOS	4	12:02	M. Prater 19 yd. Field Goal (9-60, 5:23)	3 23
PATRIOTS	4	9:26	J. Edelman 7 yd. pass from T. Brady (S. Gostkowski kick) (9-80, 2:36)	10 23
BRONCOS	4	7:00	M. Prater 54 yd. Field Goal (6-39, 2:26)	10 26
PATRIOTS	4	3:07	T. Brady 5 yd. run (run failed) (10-80, 3:53)	16 26

FINAL INDIVIDUAL STATISTICS																					
New England Patriots									Denver Broncos												
RUSHING	ATT	YDS	AVG	LG	TD				RUSHING	ATT	YDS	AVG	LG	TD							
S. Vereen	4	34	8.5	11	0				K. Moreno	14	59	4.2	28	0							
S. Ridley	5	17	3.4	8	0				M. Ball	12	43	3.6	9	0							
T. Brady	2	7	3.5	5	1				V. Green	1	6	6.0	6	0							
L. Blount	5	6	1.2	3	0				P. Manning	1	-1	-1.0	-1	0							
TOTAL	16	64	4.0	11	1				TOTAL	28	107	3.8	28	0							
TKD/									TKD/												
PASSING	ATT	CMP	YDS	YD	TD	LG	IN	Rtg.	PASSING	ATT	CMP	YDS	YD	TD	LG	IN	Rtg.				
T. Brady	38	24	277	2/21	1	27	0	93.9	P. Manning	43	32	400	0/0	2	37	0	118.4				
TOTAL	38	24	277	2/21	1	27	0	93.9	TOTAL	43	32	400	0/0	2	37	0	118.4				
PASS RECEIVING			NO	YDS	AVG	LG	TD				PASS RECEIVING			NO	YDS	AVG	LG	TD			
J. Edelman			10	89	8.9	18	1				J. Thomas			8	85	10.6	37	0			
S. Vereen			5	59	11.8	24	0				D. Thomas			7	134	19.1	30	1			
A. Collie			4	57	14.3	20	0				E. Decker			5	73	14.6	21	0			
A. Dobson			2	33	16.5	27	0				W. Welker			4	38	9.5	16	0			
M. Hoomanawanui			2	33	16.5	18	0				M. Ball			3	13	4.3	12	0			
M. Mulligan			1	6	6.0	6	0				J. Tamme			2	24	12.0	23	1			
											K. Moreno			2	22	11.0	18	0			
											A. Caldwell			1	11	11.0	11	0			
TOTAL			24	277	11.5	27	1				TOTAL			32	400	12.5	37	2			
INTERCEPTIONS			NO	YDS	AVG	LG	TD				INTERCEPTIONS			NO	YDS	AVG	LG	TD			
TOTAL			0	0	0.0	—	0				TOTAL			0	0	0.0	—	0			
PUNTING		NO	YDS	AVG	NET	TB	IN20	LG			PUNTING		NO	YDS	AVG	NET	TB	IN20	LG		
R. Allen		3	147	49.0	49.0	0	3	60			B. Colquitt		1	48	48.0	28.0	1	0	48		
TOTAL		3	147	49.0	49.0	0	3	60			TOTAL		1	48	48.0	28.0	1	0	48		
PUNT RETURNS			NO	YDS	AVG	FC	LG	TD				PUNT RETURNS			NO	YDS	AVG	FC	LG	TD	
[TOUCHBACK]			1	0	0.0	0	0	0				E. Decker			0	0	0.0	1	0	0	
												[DOWNED]			2	0	0.0	0	0	0	
RETURNS			0	0	0.0	0	—	0				RETURNS			0	0	0.0	1	0	0	
KICKOFF RETURNS			NO	YDS	AVG	FC	LG	TD				KICKOFF RETURNS			NO	YDS	AVG	FC	LG	TD	
[TOUCHBACK]			7	0	0.0	0	0	0				T. Holliday			1	4	4.0	0	4	0	
												[TOUCHBACK]			2	0	0.0	0	0	0	
RETURNS			0	0	0.0	0	—	0				RETURNS			1	4	4.0	0	4	0	
New England Patriots	Own			Opp.			Out			Denver Broncos	Own			Opp.			Out				
FUMBLES	Fum	Lost	Rec.	Yds	TD	FF	Rec.	Yds	TD	Bnds	FUMBLES	Fum	Lost	Rec.	Yds	TD	FF	Rec.	Yds	TD	Bnds
TOTAL	0	0	0	0	0	0	0	0	0	0	TOTAL	0	0	0	0	0	0	0	0	0	0

FINAL TEAM STATISTICS															
PATRIOTS								BRONCOS							
TOTAL FIRST DOWNS	19							27	FGs - PATs Had Blocked						
By Rushing	4							5	Net Punting Average						
By Passing	15							21	TOTAL RETURN YARDAGE (Not Including Kickoffs)						
By Penalty	0							1	No. and Yards Punt Returns						
THIRD DOWN EFFICIENCY	6-12-50%							7-13-54%	No. and Yards Kickoff Returns						
FOURTH DOWN EFFICIENCY	1-2-50%							1-1-100%	No. and Yards Interception Returns						
TOTAL NET YARDS	320							507	PENALTIES Number and Yards						
Total Offensive Plays (inc. times thrown passing)	56							71	FUMBLES Number and Lost						
Average gain per offensive play	5.7							7.1	TOUCHDOWNS						
NET YARDS RUSHING	64							107	Rushing						
Total Rushing Plays	16							28	Passing						
Average gain per rushing play	4.0							3.8	EXTRA POINTS Made-Attempts						
Tackles for a loss-number and yards	1-1							2-6	Kicking Made-Attempts						
NET YARDS PASSING	256							400	Rushing Made-Attempts						
Times thrown - yards lost attempting to pass	2-21							0-0	FIELD GOALS Made-Attempts						
Gross yards passing	277							400	RED ZONE EFFICIENCY						
PASS ATTEMPTS-COMPLETIONS-HAD INTERCEPTED	38-24-0							43-32-0	GOAL TO GO EFFICIENCY						
Avg gain per pass play (inc.# thrown passing)	6.4							9.3	SAFETIES						
KICKOFFS Number-In End Zone-Touchbacks	4-2-2							7-7-7	FINAL SCORE						
PUNTS Number and Average	3-49.0							1-48.0	TIME OF POSSESSION						
Had Blocked	0							0							

BRONCOS DEFENSIVE STATISTICS																	
(Press Box Totals)																	
PLAYER	UT	A	TT	S-YDS	I-YDS	PD	FF	FR	PLAYER	UT	A	TT	S-YDS	I-YDS	PD	FF	FR
D. Trevathan	8	0	8	0-0	0-0	0	0	0	W. Woodyard	2	0	2	0-0	0-0	0	0	0
D. Ihenacho	4	1	5	0-0	0-0	0	0	0	S. Phillips	2	0	2	0-0	0-0	0	0	0
T. Knighton	4	0	4	1-10	0-0	0	0	0	R. Ayers	1	0	1	1-11	0-0	0	0	0
M. Adams	4	0	4	0-0	0-0	1	0	0	P. Lenon	1	0	1	0-0	0-0	0	0	0
T. Carter	3	1	4	0-0	0-0	2	0	0	D. Bruton	1	0	1	0-0	0-0	0	0	0
D. Rodgers-Cromartie	3	0	3	0-0	0-0	1	0	0	M. Huff	1	0	1	0-0	0-0	0	0	0
C. Bailey	3	0	3	0-0	0-0	0	0	0	M. Jackson	0	0	0	0-0	0-0	1	0	0
N. Irving	2	0	2	0-0	0-0	0	0	0	TEAM TOTALS	39	2	41	2-21	0-0	5	0	0




Seattle 43, Denver 8

Sunday, Feb. 2, 2014 • 6:32 p.m. EST • MetLife Stadium • East Rutherford, N.J.

WEATHER: Partly Cloudy, 49°, Wind WNW 4 mph • **TIME:** 3:23 • **ATTENDANCE:** 82,529

Super Bowl XLVIII



The Seattle Seahawks won their first World Championship with a 43-8 victory over the Denver Broncos in Super Bowl XLVIII in front of 82,529 fans at MetLife Stadium in East Rutherford, N.J.

Seattle produced one of the strongest all-around team performances in Super Bowl history, recording a touchdown in each phase of the game (offense, defense and special teams).

The Broncos started with the ball but a miscommunication on the first play of the game resulted in a botched snap and a safety for the Seahawks just 12 seconds into the contest.

Seattle fed off the early momentum and scored on each of its first three offensive possessions to jump out to a 15-0 lead early in the second quarter.

Defense also was key for the Seahawks in the first two frames as Seattle forced three turnovers, one punt and a turnover on downs on the Broncos' first five offensive series.

Seattle's first half dominance was capped by linebacker and Super Bowl MVP Malcolm Smith (9 TKLS., 1 INT, 1 PD, 1 FR), who intercepted quarterback Peyton Manning and returned the ball 69 yards for a touchdown to give the Seahawks a 22-0 lead entering halftime.

Any chance of a Denver comeback was quelled when Seattle wide receiver Percy Harvin took the opening second half kickoff 87 yards for a touchdown and an insurmountable 29-0 lead.

Denver and Seattle traded punts on the next two series before Seahawks cornerback Byron Maxwell forced Seattle's fourth turnover of the game—a fumble by wide receiver Demaryius Thomas.

Six plays later, quarterback Russell Wilson (18-of-25 passing for 206 yds., 2 TD, 0 INT) completed a 23-yard touchdown pass to wide receiver Jermaine Kearse to extend Seattle's advantage to 36-0.

The Broncos would record their first scoring drive of the game in the fourth quarter as Manning (34-of-49 passing for 280 yds., 1 TD, 2 INTs) completed 6-of-6 passes for 70 yards and a 14-yard touchdown pass to Thomas (13 rec. for 118 yds., 1 TD).

Manning's 34 pass completions and Thomas' 13 receptions each set Super Bowl records.

Wilson threw his second touchdown of the game in the fourth quarter and Seattle's defense would hold the Broncos scoreless the rest of the way to preserve their 43-8 victory.

OFFICIALS:

Referee — Terry McAulay (77); **Umpire** — Carl Paganelli (124); **Head Linesman** — Jim Mello (48); **Line Judge** — Thomas Symonette (100); **Side Judge** — David Wyant (16); **Field Judge** — Scott Steenson (88); **Back Judge** — Steve Freeman (133); **Replay** — Earnie Frantz.

DENVER BRONCOS

OFFENSE

WR 88 D. Thomas
LT 75 C. Clark
LG 68 Z. Beadles
C 66 M. Ramirez
RG 65 L. Vazquez
RT 74 O. Franklin
TE 80 J. Thomas
WR 87 E. Decker
WR 83 W. Welker
QB 18 P. Manning
RB 27 K. Moreno

DEFENSE

LDE 97 M. Jackson
DT 92 S. Williams
NT 94 T. Knighton
RDE 90 S. Phillips
SLB 56 N. Irving
MLB 51 P. Lenon
WLB 59 D. Trevathan
LCB 24 C. Bailey
RCB 45 D. Rodgers-Cromartie
SS 33 D. Ihenacho
FS 20 M. Adams

BRONCOS SUBSTITUTIONS: P 4 B.Colquitt, K 5 M.Prater, WR 11 T.Holliday, WR 12 A.Caldwell, RB 22 C.Anderson, RB 28 M.Ball, S 30 D.Bruton, S 31 O.Bolden, CB 32 T.Carter, CB 34 M.Cole, CB 36 K.Webster, LS 46 A.Brewer, LB 52 W.Woodyard, LB 53 S.Johnson, LB 54 B.Marshall, DE 57 J.Mincey, C 60 S.Vallos, TE 84 J.Tamme, TE 85 V.Green, DE 91 R.Ayers, DT 96 M.Unrein. **DID NOT PLAY:** QB 17 B.Osweiler, S 29 M.Huff, T 77 W.Justice. **INACTIVE:** QB 2 Z.Dyert, RB 21 R.Hillman, CB 23 Q.Jammer, T 70 V.Painter, G 73 C.Kuper, TE 81 J.Dreessen, DT 98 S.Fua.

SEATTLE SEAHAWKS

OFFENSE

WR 89 D. Baldwin
LT 76 R. Okung
LG 77 J. Carpenter
C 60 M. Unger
RG 64 J. Sweezy
RT 68 B. Giacomini
T 78 A. Bailey
TE 86 Z. Miller
WR 81 G. Tate
QB 3 R. Wilson
RB 24 M. Lynch

DEFENSE

LDE 56 C. Avril
LDT 72 M. Bennett
RDT 69 C. McDonald
RDE 91 C. Clemons
OLB 50 K. Wright
MLB 54 B. Wagner
CB 28 W. Thurmond
LCB 25 R. Sherman
RCB 41 B. Maxwell
SS 31 K. Chancellor
FS 29 E. Thomas

SEAHAWKS SUBSTITUTIONS: K 4 S.Hauschka, QB 7 T.Jackson, P 9 J.Ryan, WR 11 P.Harvin, WR 15 J.Kearse, CB 20 J.Lane, RB 22 R.Turbin, FB 26 M.Robinson, CB 35 D.Shead, FB 40 D.Coleman, FS 42 C.Maragos, LS 49 C.Gresham, LB 51 B.Irvin, LB 53 M.Smith, LB 55 H.Farwell, LB 57 M.Morgan, C 61 L.Jeanpierre, G 67 P.McQuistan, DE 79 R.Bryant, DE 82 L.Willson, WR 83 R.Lockette, DT 92 B.Mebane, DE 93 O.Schofield, DT 99 T.McDaniel. **INACTIVE:** WR 19 B.Walters, RB 33 C.Michael, T 73 M.Bowie, T 74 C.Hauptmann, TE 87 K.Davis, DE 95 B.Mayowa, DT 97 J.Hill.

		1	2	3	4	OT	TOTAL	FIELD GOALS (made () missed)	
VISITOR	Seattle Seahawks	8	14	14	7	0	43	S. Hauschka (31) (33)	
HOME	Denver Broncos	0	0	8	0	0	8		
Team	Qtr	Clock Time	PLAY DESCRIPTION (Extra Point) (Drive Info)					SCORE	
								Visitor	Home
SEAHAWKS	1	14:48	K. Moreno tackled in end zone by C. Avril for a Safety					2	0
SEAHAWKS	1	10:21	S. Hauschka 31 yd. Field Goal (9-51, 4:27)					5	0
SEAHAWKS	1	2:16	S. Hauschka 33 yd. Field Goal (13-58, 6:15)					8	0
SEAHAWKS	2	12:00	M. Lynch 1 yd. run (S. Hauschka kick) (7-37, 3:59)					15	0
SEAHAWKS	2	3:21	M. Smith 69 yd. interception return (S. Hauschka kick)					22	0
SEAHAWKS	3	14:48	P. Harvin 87 yd. kickoff return (S. Hauschka kick) (0-0, 0:12)					29	0
SEAHAWKS	3	2:58	J. Kearse 23 yd. pass from R. Wilson (S. Hauschka kick) (6-58, 2:57)					36	0
BRONCOS	3	0:00	D. Thomas 14 yd. pass from P. Manning (P. Manning-W. Welker pass) (6-80, 2:58)					36	8
SEAHAWKS	4	11:45	D. Baldwin 10 yd. pass from R. Wilson (S. Hauschka kick) (5-48, 3:15)					43	8

FINAL INDIVIDUAL STATISTICS																					
Seattle Seahawks										Denver Broncos											
RUSHING	ATT		YDS	AVG	LG	TD				RUSHING	ATT		YDS	AVG	LG	TD					
P. Harvin	2		45	22.5	30	0				K. Moreno	5		17	3.4	9	0					
M. Lynch	15		39	2.6	18	1				C. Anderson	2		9	4.5	6	0					
R. Wilson	3		26	8.7	16	0				M. Ball	6		1	0.2	3	0					
R. Turbin	9		25	2.8	6	0				P. Manning	1		0	0.0	0	0					
TOTAL	29		135	4.7	30	1				TOTAL	14		27	1.9	9	0					
PASSING	ATT	CMP	YDS	TKD/YD	TD	LG	IN	Rtg.				PASSING	ATT	CMP	YDS	TKD/YD	TD	LG	IN	Rtg.	
R. Wilson	25	18	206	0/0	2	37	0	123.1				P. Manning	49	34	280	1/1	1	23	2	73.5	
T. Jackson	1	0	0	0/0	0	0	0	39.6													
TOTAL	26	18	206	0/0	2	37	0	118.4				TOTAL	49	34	280	1/1	1	23	2	73.5	
PASS RECEIVING			NO	YDS	AVG	LG	TD				PASS RECEIVING			NO	YDS	AVG	LG	TD			
D. Baldwin			5	66	13.2	37	1				D. Thomas			13	118	9.1	23	1			
J. Kearse			4	65	16.3	24	1				W. Welker			8	84	10.5	22	0			
G. Tate			3	17	5.7	9	0				J. Thomas			4	27	6.8	11	0			
L. Willson			2	17	8.5	12	0				K. Moreno			3	20	6.7	7	0			
R. Lockette			1	19	19.0	19	0				J. Tamme			2	9	4.5	11	0			
Z. Miller			1	10	10.0	10	0				M. Ball			2	2	1.0	1	0			
M. Robinson			1	7	7.0	7	0				C. Anderson			1	14	14.0	14	0			
P. Harvin			1	5	5.0	5	0				E. Decker			1	6	6.0	6	0			
TOTAL			18	206	11.4	37	2				TOTAL			34	280	8.2	23	1			
INTERCEPTIONS			NO	YDS	AVG	LG	TD				INTERCEPTIONS			NO	YDS	AVG	LG	TD			
M. Smith			1	69	69.0	69	1														
K. Chancellor			1	2	2.0	2	0														
TOTAL			2	71	35.5	69	1				TOTAL			0	0	0.0	—	0			
PUNTING	NO	YDS	AVG	NET	TB	IN20	LG				PUNTING	NO	YDS	AVG	NET	TB	IN20	LG			
J. Ryan	1	45	45.0	36.0	0	0	45				B. Colquitt	2	60	30.0	30.0	0	1	31			
TOTAL	1	45	45.0	36.0	0	0	45				TOTAL	2	60	30.0	30.0	0	1	31			
PUNT RETURNS			NO	YDS	AVG	FC	LG	TD				PUNT RETURNS			NO	YDS	AVG	FC	LG	TD	
G. Tate			0	0	0.0	2	0	0				E. Decker			1	9	9.0	0	9	0	
RETURNS			0	0	0.0	2	—	0				RETURNS			1	9	9.0	0	9	0	
KICKOFF RETURNS			NO	YDS	AVG	FC	LG	TD				KICKOFF RETURNS			NO	YDS	AVG	FC	LG	TD	
P. Harvin			1	87	87.0	0	87	1				T. Holliday			5	105	21.0	0	32	0	
G. Tate			1	20	20.0	0	20	0				[TOUCHBACK]			3	0	0.0	0	0	0	
RETURNS			2	107	53.5	0	87	1				RETURNS			5	105	21.0	0	32	0	
Seattle Seahawks		Own			Opp.			Out			Denver Broncos		Own			Opp.			Out		
FUMBLES	Fum	Lost	Rec.	Yds	TD	FF	Rec.	Yds	TD	Bnds	FUMBLES	Fum	Lost	Rec.	Yds	TD	FF	Rec.	Yds	TD	Bnds
C. Clemons	0	0	0	0	0	2	0	0	0	0	K. Moreno	1	0	1	0	0	0	0	0	0	0
B. Maxwell	0	0	0	0	0	1	0	0	0	0	P. Manning	1	1	0	0	0	0	0	0	0	0
C. McDonald	0	0	0	0	0	0	1	0	0	0	D. Thomas	1	1	0	0	0	0	0	0	0	0
M. Smith	0	0	0	0	0	0	1	7	0	0	M. Ramirez	1	0	0	-14	0	0	0	0	0	0
											Z. Beadles	0	0	1	0	0	0	0	0	0	0
TOTAL	0	0	0	0	0	3	2	7	0	0	TOTAL	4	2	2	-14	0	0	0	0	0	0

FINAL TEAM STATISTICS															
SEAHAWKS								BRONCOS							
TOTAL FIRST DOWNS					17					18	FGs - PATs Had Blocked				
By Rushing					6					2	Net Punting Average				
By Passing					10					13	TOTAL RETURN YARDAGE (Not Including Kickoffs)				
By Penalty					1					3	No. and Yards Punt Returns				
THIRD DOWN EFFICIENCY					7-12-58%					6-13-46%	No. and Yards Kickoff Returns				
FOURTH DOWN EFFICIENCY					0-2-0%					0-3-0%	No. and Yards Interception Returns				
TOTAL NET YARDS					341					306	PENALTIES Number and Yards				
Total Offensive Plays (inc. times thrown passing)					55					64	FUMBLES Number and Lost				
Average gain per offensive play					6.2					4.8	TOUCHDOWNS				
NET YARDS RUSHING					135					27	Rushing				
Total Rushing Plays					29					14	Passing				
Average gain per rushing play					4.7					1.9	Interceptions				
Tackles for a loss-number and yards					3-3					3-7	Kickoff Returns				
NET YARDS PASSING					206					279	EXTRA POINTS Made-Attempts				
Times thrown - yards lost attempting to pass					0-0					1-1	Kicking Made-Attempts				
Gross yards passing					206					280	Rushing Made-Attempts				
PASS ATTEMPTS-COMPLETIONS-HAD INTERCEPTED					26-18-0					49-34-2	FIELD GOALS Made-Attempts				
Avg gain per pass play (inc.# thrown passing)					7.9					5.6	RED ZONE EFFICIENCY				
KICKOFFS Number-In End Zone-Touchbacks					8-6-3					3-0-0	GOAL TO GO EFFICIENCY				
PUNTS Number and Average					1-45.0					2-30.0	SAFETIES				
Had Blocked					0					0	FINAL SCORE				
											TIME OF POSSESSION				

Kiszla: Super Bowl season for Broncos a tribute to Pat Bowlen

By Mark Kiszla
The Denver Post
January 20, 2014

Amid the orange madness, as the Broncos celebrated their 26-16 dismantling of New England, the man who made all this crazy happiness possible stood quiet as a ghost, alone in the crowd.

Pat Bowlen is 69 years old. To be honest, he looks older. Time and gravity eventually slows a football mogul's stride. But his heart still beats with a passion for winning. Nobody in the Broncos organization hears the clock ticking more urgently than the franchise owner of 30 years, a reign that spans the glorious history from John Elway to Peyton Manning.

"This one's Super," Bowlen said after Denver secured the trophy as the AFC's best team. "We're going to New York."

The Broncos punched their ticket to the Super Bowl.

And Bowlen? If there's any justice, he has punched his ticket to Canton, Ohio. The Broncos owner belongs in the Hall of Fame. Can there be any doubt?

"Hall of Famer? Absolutely," said Ring of Fame receiver Rod Smith, wearing a championship ring in the Denver locker room. "People like Pat Bowlen are the reason why the NFL has become such an international success. The Hall of Fame should have an easy decision with a guy like Pat Bowlen, who now has the chance to get his third Super Bowl ring."

The team owned by Bowlen is going to the Super Bowl for the sixth time. No owner in NFL history has been a more frequent participant to the biggest event on the American sports calendar. In 2013, Bowlen became the first owner in sports history to win 300 games during a 30-year span. In three decades of his leadership, longtime, loyal Bronco- maniacs have suffered through only five losing seasons.

Those are impressive numbers worthy of first-ballot admission to the Hall. But know what's more remarkable? Bowlen isn't done yet. There's more history to make, when Denver plays Feb. 2 in Super Bowl XLVIII.

"Pat Bowlen is one of the great owners in sports. And there eventually comes a time, when people begin to say, 'Well, he was a great owner.' We all know this organization has gone through some tough times," said former Broncos safety John Lynch. "The Broncos had to fire a great coach in Mike Shanahan, who had won two world championships. But Pat Bowlen had the guts to say it wasn't working any

longer. The team struggled until he brought back Old Faithful — John Elway — to run the organization. It's fun to see. I remember three or four years ago, there was apathy in this stadium, for what seemed like the first time ever in Denver. But the Broncos have come full circle. This stadium is rocking again. And that's pretty cool."

Ninety minutes before kickoff, all-time great Broncos defender Karl Mecklenburg stood on the grass of Sports Authority Field at Mile High, the sun of a 63-degree January afternoon shining a glow on his cheeks. "Do you believe this weather? Where are we? Miami?" he said, laughing. "This isn't the weather I remember for the AFC championship. Of course, I liked the frozen mud in Cleveland. It slowed everybody down to my speed."

The AFC championship game turned out to be a day at the beach for the Broncos. Manning completed 32-of-43 passes for 400 yards and two touchdowns. New England's Tom Brady so badly missed a wide-open receiver on more than one occasion, you wondered if he might be the quarterback with playoff anxiety issues.

Broncos coach John Fox outwitted Patriots counterpart Bill Belichick. It's funny how the guy with the better players on his sideline often looks like the smarter football strategist.

After Denver built a 20-3 lead in the third quarter, the game was not as close as the final score might indicate. In fact, at one point during the second half, I sent a tweet to Broncos Hall of Famer Shannon Sharpe and asked if he still had that phone number for the National Guard.

There was a time when Bowlen wore a fur coat that attracted every eye in the stadium to his presence on the team bench at the conclusion of a big victory. But Bowlen has faded comfortably into the background, and his footsteps barely made a sound as bodyguards cleared a path through the din and clutter of a game that returned Denver to truly elite league status for the first time since January 1999.

"It's funny. A lot of guys in this locker room don't really know Mr. B that well. But I've been around him a long time, and I know how passionate he is about this game and his team," said cornerback Champ Bailey, who waited 15 years before getting his first shot to play for the NFL title. "Way back when I came in the league, the Broncos had just won the Super Bowl, and this franchise hasn't been back until now. So Mr. Bowlen has endured just as long a drought as I have. I understand it has been a while for the Broncos. Yeah, I know Mr. Bowlen has two (title) rings. But I also know he wants three."

From Manning to Bailey and Fox, there were many veteran Broncos desperate to get to the Super Bowl one more time. Bowlen knows exactly how they feel. Against the Patriots, all the old guys in orange ruled.

"This one's for John!" Bowlen shouted from the podium, holding aloft the Vince Lombardi Trophy after Elway led Denver to its first NFL championship, with a 31-24 victory against Green Bay on a January night in 1998. The Broncos won again the

next season, and it seemed as if the victory parades would go on forever and the party would never end.

Football ain't easy. The clock has a nasty habit of slipping away on QBs and bleacher bums, millionaires and working stiffs alike.

It has been a long and winding road for the Broncos to get back to the Super Bowl. Who knows when any of us will get back again? Enjoy the ride.

This one's for Mr. B.

John Fox, Michael Robinson took paths of courage to the Super Bowl

By Doug Farrar
SI.com
January 27, 2014

JERSEY CITY, N.J. — There's been a lot of talk already about the unusual journey Denver Broncos head coach John Fox had to take to the Super Bowl, and for good reason. Fox had known since 1997 that he had a defective bicuspid aortic valve in his heart, but had managed it through his time as the New York Giants' defensive coordinator from 1997 through 2001, as the Carolina Panthers' head coach from 2002 through 2010, and as the Broncos' head coach from 2011 to November of last year. During the Broncos' bye week, Fox was on a Charlotte, N.C. golf course when he started to feel short of breath. And at that point, the doctors who told him that he would have to get a procedure done let him know that now, it was not an option he could weigh.

Fox returned to work in early December, four weeks after he underwent an aortic valve replacement. Interim head coach Jack Del Rio kept things humming, and the Broncos finished with a 13-3 record and the top seed in the AFC. Two playoff wins later, Fox finds himself in his first Super Bowl since he took Carolina to the NFL's biggest game a decade ago, where his Panthers lost to the New England Patriots in Super Bowl XXXVIII.

Now, everything has a greater meaning to Fox — not just the fact that his team is here, but that he's here with them, and stronger than he's been in quite a while.

"First and foremost, I am appreciative of this, regardless of any health scares or any of the things I've been through — this is a very hard place to get to," he said from the podium during Denver's Monday media scrum. "I've been blessed to do it three times, once as an assistant [with the Giants in Super Bowl XXXV in Jan., 2001] and twice as a head coach. Going back, like any health scare, whether it was your parents or somebody in your family, in this case it was myself, it was a setback. It was a little bit scary for a minute. I really don't think about it much now.

"The first four days, I thought about it a little bit because it was like getting hit by a truck. I got better every day just like any player who has been through an injury. I never thought I wouldn't be back once I was going through the process. Fortunately, I had my family and good medical people, and here I am. I really haven't thought about it much, to be honest with you, here recently."

Moreover, Fox's health has actually improved since the procedure was done.

"You know, it's really remarkable, and I just have to say this. I am 180 percent better than I was eight months ago. I had a valve that was the size of a pinhead,

and now it's the size of a 50-cent piece. What you do is that you learn to deal with stuff in life. I attribute it to, of course, some of our hours some of the time. I might have been a little tired, getting old. This is a cause of age. Really, it's been a blessing. I'm way better than I was physically the last 10 years of my life. So, it's really been kind of an upgrade, and I feel tremendous."

There's a slightly lesser-known story of another individual who thought he might not return to football, much less the Super Bowl, who is here nonetheless, and whose emotions overcame him in the moment. Seattle Seahawks fullback Michael Robinson's tears following his team's 23-17 win over the San Francisco 49ers came from a deeper place than you might expect. Robinson wasn't just reflecting on an NFL path that took him through the 49ers' organization as an underutilized role player from 2006 through 2009 before Pete Carroll made him a Pro Bowl fullback — he was also thinking about the struggles he had with potential liver and kidney failure that started on Aug. 17 — the morning of Seattle's preseason game against the Broncos.

"That morning, I woke up and knew it was different," Robinson said in October. "Kind of felt chills, like I was getting the flu. I had mentioned it to the doctors early in the day that I may be coming in this week getting fluids. It just went south from there."

Robinson spent the next two weeks at the University of Washington Medical Center, and his weight plummeted from 240 pounds to 215. Doctors needed time to figure out what was wrong, but as things went from bad to worse, they were able to manage Robinson's symptoms and start to turn things around.

"I was dehydrated before the game and you can't take those [medication] and be dehydrated, and I think I probably got sick at the same time," Robinson said then. "[The doctors] just said it was the perfect storm. I thought I was just getting the flu, and I come to find out that my liver, my kidneys almost failed. It was pretty bad."

It was really bad when the Seahawks released Robinson on Aug. 30, with the knowledge that he would most likely be asked back when he was healthy. That happened on Oct. 23, after Robinson recovered and made trips to the Tennessee Titans and New York Giants in which he realized that Seattle was now his home. Thus, to go through all that and be able to make a real impact on the way to his first Super Bowl — Robinson's emotion was as understandable as it was palatable.

"Yeah, I wondered," Robinson said Monday afternoon, when asked if he doubted at times whether he would ever recover from this. "I went to the hospital three separate times. Two times they sent me home and just told me to keep getting fluids. I went two weeks without eating, so I lost a lot of weight. They hadn't seen anything like this. Then, once we brought the liver specialist in and the kidney specialist in, they've seen these types of reactions before and they were all over it."

One might wonder whether Robinson harbored ill feelings for the team that cut him when he was sick, but as he said in October, he's a realist — he had no illusions about the NFL after the way the 49ers treated him, and it was just about getting back home.

"I wrestle with it, but it was easy when I looked at my relationship with the guys on the team. That's why you play this game, and I feel like a big reason why we're here is that every man in that locker room thinks the same way. We all play because of the guy next to you. You all perform because the guy next to you is counting on you. Peer accountability, the biggest thing is accountability, so that's what we try to do."

So, there were tears of joy and relief and just a wave of emotion when he was able to completely turn things around.

"I've gotten a lot of questions about me crying and all that type of stuff, but it was just I had a long year being cut, being sick, not really realizing the extent of the sickness. I didn't know that my kidneys were failing and my liver was failing. I had no idea. I just thought I was getting a bug. But again, hindsight is 20/20 and I'm glad I'm here now. I've got my weight back, got my strength back, and it was an opportunity to come back here and I'm glad it opened up."

Carroll, who visited Robinson at the hospital at the same time he was mulling over the decision to release one of the team's most respected veterans, was happy to talk about this particular happy ending.

"Mike is a very emotional player and he gives everything he's got, so this instance in particular... when Mike was really sick at the start of the year and was unable to perform, he lost his opportunity. Probably there were moments when Michael thought he might not ever get another chance. So when we did come back to him and we were able to get it together, it was very meaningful for Michael. He is a big factor on our team, because we don't have that many older guys and he really stands for the old guard. He's been a big factor on special teams as well. You can see the emotion come out of Michael.

He's the guy that never thought, 'maybe I'll never get this chance again.' Then he comes back to play and he gets to play in the Super Bowl. I totally get it and respect it."

The Super Bowl is massively important for everybody involved every year. But for one coach and one player, there are extra spikes in that emotion this time.

Fox shows heart in guiding Denver to Super Bowl

By Arnie Stapleton
Associated Press
January 19, 2014

DENVER (AP) — Well, how's that heart feel now, John Fox?

"It feels great," the indefatigable coach said after Denver's 26-16 thumping of New England on Sunday sent the Broncos to their first Super Bowl in 15 years.

"It's felt great for about eight weeks," Fox said. "Not so much before that."

Seventy-nine days before Peyton Manning punched the Broncos' ticket to the Super Bowl with an emphatic win over nemesis Tom Brady in the 15th matchup between the quarterback greats — Fox lay on a golf course near his offseason home in North Carolina and feared he was dying.

"God, you get me out of this and I'll get it fixed now," he remembered praying.

Fox had been born with a defect in his aortic valve, which regulates blood flow from the heart into the aorta, the major blood vessel that brings blood into the body. He'd known he needed to get it fixed ever since it was discovered in a routine physical in 1997 while he was working for the New York Giants.

It progressively got worse and he realized last summer he'd have to have it fixed soon, and he hoped to have the operation after this year's Super Bowl.

Those plans changed that day on the links, and 48 hours later, he was in the operating room.

Four days later, he was out of the hospital, but in no time he was watching cut-ups of practices on his iPad playbook to help formulate game plans with his defensive coordinator and interim coach, Jack Del Rio, and was in constant communication with his captains.

Fox returned to work a month later, his famous enthusiasm and energy greater than ever thanks to his new valve, which is the size of a 50-cent piece instead of a pinhead.

"Just standing here feels pretty good because I almost wasn't," Fox said.

He was all smiles after outfoxing Patriots coach Bill Belichick, whom Manning just last week had called "the greatest NFL coach of all time."

Fox guided the Broncos (15-3) through a minefield of traps this season, from the fax fiasco that cost him locker room leader Elvis Dumervil, to Von Miller's drama-filled season that began with a drug suspension and ended with a torn ACL, the headliner of an injury epidemic that claimed five defensive starters.

Then, there were the drunken driving arrests by the top two lieutenants of executive vice president John Elway on the eve of training camp.

Fox's dogged determination kept the Broncos' rolling on the Super Bowl Express despite their many detours and potholes along the way.

"He's a humble guy who knows how to connect with his players," team president Joe Ellis. "I think that's one of his greatest strengths. And they all came prepared today. They all followed their instruction, did their job and it was because of his direction this week.

"He did a great job with the team all season long, but especially this week. Hopefully he'll lead us to victory in New York."

Wes Welker suspects he will.

"He's our leader," Welker said. "Having him back with his fire, passion and encouragement, it's huge. He's a big lift for our football team and we all look up to him."

While the other head coaches in the NFL's final four — Belichick, Jim Harbaugh and Pete Carroll — received plenty of pub for the great work they did in getting their teams this far, the national narrative when it came to the Broncos always seemed to be that this was all Manning's doing.

Manning would have none of it.

"Coach Fox has been through a lot this season," Manning said. "And nobody can really understand what his health scare really was and just how he felt during that time and so our team supported him while he was away and we were glad to get him back. Hey, you're a head coach and you're leading a team to the Super Bowl, you deserve a ton of credit.

"He's been our leader and the players rally around him and he's kept us working hard during these past couple of weeks in the postseason. I know he prepared to do that again for us this week. And so, we're glad he's our head coach. We're glad he's our leader."

Last week, Elway said Fox was the perfect antidote for the losing culture that existed after the Josh McDaniels disaster in Denver.

And now, for the first time since Elway was leading the team from the huddle instead of the front office, the Broncos are heading back to the Super Bowl, warts and all, and Fox is driving that bus.

"During the season, you're going to have you ups and downs," said cornerback Dominique Rodgers-Cromartie, one of many Broncos whose career has been revived under Fox. "Main thing is the guys came together and believed, especially when coach Fox left.

"To have him back was a blessing."

Elway, Ellis Help Ring NYSE Opening Bell

By Stuart Zaas

DenverBroncos.com

January 30, 2014

John Elway and Joe Ellis were part of a group that rang the opening bell at the New York Stock Exchange Thursday morning.

NEW YORK – Broncos President Joe Ellis and Executive Vice President of Football Operations John Elway were part of a group representing Super Bowl XLVIII that rang the opening bell at the New York Stock Exchange on Thursday morning.

They are likely welcome back any time as the Dow Jones Industrial Average finished up more than 100 points for the day.

"It is very cool. Everybody knows John Elway," NYSE President Duncan L. Niederauer told Broncos TV. "I just said to John how his career off the field is to be admired as much as his career on the field. He has been a great businessman."

The group included representatives from both teams playing in Super Bowl XLVIII as well as the ownership groups of the New York Giants and New York Jets.

Ellis and Elway were joined by Seahawks Owner Paul Allen, President Peter McLoughlin and General Manager John Schneider.

Giants Co-Owners Jon Tisch and John Mara were also part of the group, along with Jets Owner Woody Johnson.

Niederauer was especially excited to see Elway and Ellis represent the Broncos since despite growing up in the New York area, he is long-time Broncos fan.

"I've been a Broncos fans since 1973 and I've idolized Elway since 1983, Niederauer said. "I'll be at the game on Sunday sitting with my man, Mr. (Karl) Mecklenburg. So far my tack record going to Broncos games with this jersey – let's just say it's pretty good. Hopefully my luck will continue this Sunday."

After presenting NYSE medallions to Ellis and Allen, Schneider pulled a Karl Mecklenburg jersey, showing his allegiance.

"It was nice to see him put the Karl Mecklenburg jersey on out there," Elway said. "It was a great thrill and nice to meet Paul Allen for the first time and John Schneider, their GM, who has done a tremendous job. Really a great experience."

John Elway's second act: Denver Broncos back in Super Bowl

By Judy Battista
NFL.com
January 30, 2014

NEWARK, N.J. -- John Elway didn't have enough time with the one personnel expert whose insight he most wanted.

The player whose transcendent moment came when he was racing the clock was unable to rewind it to grasp the wisdom he'd later need. And so Elway never found out why that scout didn't like a receiver that he'd thought highly of, their conversation interrupted and never resumed.

Elway was able to sit with his father, Jack, a longtime coach and scout, through just a few weeks of pre-draft meetings in the spring of 2001 before Jack died. At the time, John, two years removed from the playing field, was only beginning to realize that his quest to find out what in his life might replace football would lead him right back to where he started.

"That was first time I really had time to talk personnel with him," Elway said.

"When I was playing, we talked more X's and O's. That's one thing I miss, is I didn't get a chance to talk more personnel and what he saw in players. When I took this job, he was the first guy I thought of. I wish he were still here. He would have been the first guy to guide me through these early stages of what I was getting into."

Elway was standing in a dank, empty hallway at the Prudential Center on Tuesday, far away from the throngs that would encircle the Denver Broncos a few minutes later at Media Day as part of the run-up to Super Bowl XLVIII. That seemed both strange -- Elway, after all, remains Denver's golden boy, an athlete so revered that his jersey still dots stadium seats 15 years after his retirement -- and fitting, because his luster has only been enhanced by how seamlessly he has slipped into his second, less visible, football act.

As a Hall of Fame quarterback, Elway gave the Broncos The Drive and their only two Super Bowl titles. But what he is giving them now -- a shot at another championship with the quarterback he personally recruited, with the roster he now manages as the team's top football executive -- is both more difficult and surprising. The record is mixed for premier athletes who spend their graying years in the front office. Ozzie Newsome, Jerry West and Larry Bird have excelled. Michael Jordan and Wayne Gretzky have failed. Dan Marino gave up after just a few weeks.

But if Elway has needed extra guidance working through what he has gotten into, it has not shown. When he rejoined the Broncos just after the end of the 2010 season as executive vice president of football operations, he famously announced that he knew what he didn't know. Even if that was a bit of false modesty, the sentiment has served him well.

When he retired after winning his second consecutive Super Bowl in January of 1999, Elway set out, he said, to get away from football and find out what else there was. In an interview shortly before the 2013 AFC Championship Game, Elway said that while he'd had success owning car dealerships and restaurants -- businesses he was intimately involved in -- he realized after a few years that there really wasn't anything else like football, because none of his other interests involved scoreboards. Scoreboards, after all, had marked the big and small moments of his life since he was a child.

That is what drove him back to football, first through involvement with the Colorado Crush of the Arena League and later with the Broncos. The thirst for competition had not diminished, which is ultimately what convinced Broncos executives -- during occasional conversations over the years, and then in more steady talks that led to a consulting deal in the summer of 2010, when the team was still being coached and largely managed by Josh McDaniels, at the time leading Denver into a destructive tailspin -- that Elway would be a fit. And not for a symbolic post designed to reassure fans, but for a comprehensive job running the team.

"I think we were pretty convinced he was not going to fail," Broncos president Joe Ellis said. "He was very passionate about his belief that he needed to get into that, dive into it completely. Knowing his competitive nature -- his football intelligence, his leadership capabilities -- that's something we were lacking on the football side at the end of 2010. I remember looking back on that and thinking, if we can get John in here, we can not only stop the bleeding, we can move forward and correct things very quickly. I don't think John could have gone into this and afforded to fail, knowing how competitive he is. It would have eaten at him. It would have killed him to not be successful."

Elway has applied the lessons he's learned throughout life to his new job. As a former quarterback, he possessed an acute understanding of what kinds of players the team needed, and he drew on his own experience as an older signal-caller in his no-pressure pursuit of Peyton Manning in 2012. As a natural leader his entire career, Elway recognized that the Broncos required a locker-room makeover in the wake of McDaniels' failed tenure -- and that eventually included excising the publicly popular Tim Tebow. From his other business ventures, Elway knew the importance of closely tracking expenses and placing the right value on people -- a

task that, he says, often amounts to being the bad guy -- which helped him with the puzzle of the salary cap.

Elway has admitted that there have been unanticipated hurdles -- the fax fiasco that cost the Broncos Elvis Dumervil, the arrests on drunk-driving charges of two team executives, and the emergency heart surgery for coach John Fox at midseason stand out -- but he learned early on that the most important thing he could do as a leader was to quickly manage situations and make others feel comfortable.

"To me, this job is harder, not harder physically but harder on the mental side, because you've got to put people in the right spots and let them go," Elway said. "Giving up control was very difficult, especially having been a quarterback; you've got to let people do their jobs. Same as when you're a quarterback; you want good people around you. I feel like I'm flexible enough to really work with everybody."

Elway has mostly stayed away from game-planning -- Manning said he does not sit in on the quarterback meetings. However, Elway said he and Manning do discuss philosophy, while offensive coordinator Adam Gase said he will seek Elway's opinion about what the team installed in practice. After the Seahawks beat the Patriots 40-10 in the preseason, Elway took the rare step of addressing the team. He pointedly told the Broncos it was not acceptable to lose that way at any time -- this week, Elway said he had sensed that some people thought it was OK -- if they wanted to win a championship.

"He might have been giving a message to coaches as well as the players, and everybody in the room got the message," Manning said Wednesday. "It was the first time he had addressed the team, and when he had something to say, it was important."

Nearly a full season later, with the Broncos again within reach of a championship, Elway has again receded into the background, conducting his only meeting with reporters in a corner of this hockey arena in Newark while others gathered 10-deep around Manning. Fifteen years ago, that was Elway's moment. This Sunday will probably be more difficult for Elway, who said he gets much more nervous for games now than he ever did as a player. However, three years after taking the job he knew he didn't know everything about, Elway does know one thing: Losing is not the hardest part, not even when it comes to the Super Bowl.

"The hardest thing is letting players go, because you're changing lives," Elway said. "You ruin a lot of dreams."

And that is something Elway never knew much about, either.

Jack Del Rio is one step from backing up Von Miller's Broncos promise

By Mike Klis
The Denver Post
January 20, 2014

Last March 5, Von Miller sent out a tweet proclaiming the Broncos would win the Super Bowl.

"GUARANTEE IT," Miller tweeted.

Now, 10½ months later, Miller was in the middle of the Broncos' victorious locker room Sunday, leaning on crutches, an enormous brace covering his right knee.

"One step away," Miller said.

The Von Miller-less Denver defense is a big reason the Broncos will play in Super Bowl XLVIII. How did this happen? Denver's defense had struggled all season when it was healthy. Then it lost Miller, Kevin Vickerson, Rahim Moore, Derek Wolfe and Chris Harris — all starters — to season-ending injuries and suddenly it plays Super Bowl-worthy?

"The magic moment was a guy like you doubting us and calling us average," said Broncos defensive end Shaun Phillips. "You said we were an average-at-best defense. I spread it amongst the locker room and guys started playing better and started stepping up."

Don't know why Phillips was so defiant. Though 14 games this season, the Broncos ranked 25th in the NFL in total defense (374.6 yards) and 26th in points allowed (26.6). In a 32-team league, calling a defense ranked 25th and 26th "average at best" is putting it nicely.

"After we lost to San Diego (in Denver on Dec. 12), the defense got together right here in this spot and we just decided to air everything out, say what you have to say," said Broncos defensive tackle Terrance Knighton. "Right here. We said it's time to get this thing rolling. It's time to peak."

The Broncos finished the regular season by giving up only 13 points to Houston and 14 fourth-quarter garbage points to Oakland. OK, but that was Houston and Oakland. Then, in the playoffs, the Broncos had San Diego shut out through three quarters and allowed only three points to New England through three quarters.

All of this after losing Miller early against Houston and Harris late in the playoff victory over San Diego.

"I'm aware of who we lost," said Broncos defensive coordinator Jack Del Rio. "We don't spend a lot of time feeling sorry for ourselves. We're aware of it. But we've got a lot of good guys behind them."

This is one of Del Rio's best coaching jobs.

"He challenged us, but he's with us," said speedy linebacker Danny Trevathan.
"Coach Del Rio is a good man. We had our ups and downs, but I believe in that man. I believe in his scheme, and he led us here.

"People want to speak bad about our defense: '(New England is) going to run the ball, they're going to have their way. It's going to be a high-scoring game.' We just said, 'You keep talking, we'll keep playing.' "

And so, the Broncos are in position to fulfill Miller's guarantee come Feb. 2.

"I feel great," Miller said. "I'm going to be able to play in the Super Bowl. I'm going to hit the rehab hard and be ready to go."

This time, instead of a guarantee, he laughed.

In a pinch, Broncos' Gase made right call

By Jeff Legwold

ESPN.com

January

JERSEY CITY, N.J. -- The Super Bowl is a long way from the crossroads that led to it.

A long way from the moment when Adam Gase felt doubt creeping in, the moment when he had started to feel he could be many things in his life but a football coach was not one of them.

"I remember sitting in an Applebee's, interviewing for an insurance salesman job," said Gase, the Broncos' offensive coordinator. "And him basically telling me I would have to move back to Mount Pleasant [in Michigan] and me thinking that was what I was going to do."

Yes, the guy who will be on the headset to Peyton Manning in Super Bowl XLVIII, the guy who called plays for the highest-scoring offense in NFL history, the guy Manning has called "a superstar" in conversations with some around the team was sitting in a restaurant just minutes from his parents' house, about to call for the check on his coaching career.

It was just after the LSU Tigers had won the 2001 SEC championship, and Gase, as an "eight grand a year" graduate assistant with student loans staring him in the face to go with the fact he "may or may not have been kicked out of grad school," was contemplating a future that was quickly becoming cloaked in uncertainty.

"It was just kind of that stage," Gase said. "... [LSU] was trying to find a role for me; that's not an easy thing to do at that level. I was back home to see my parents, and there was a part of me that was saying I might not go back [to LSU]."

At least until three friends -- Scott Angove, Nate Lambertson and Jeff Sablack -- who were, as Gase puts it, "beside themselves," got him to reconsider the notion of walking away. So Gase went back to LSU in 2002 and started stepping up the rungs from there. He went to the Detroit Lions, the San Francisco 49ers and the Broncos in the years and nameplates that followed.

He was a scouting assistant, an offensive assistant, a quality control coach, quarterbacks coach, wide receivers coach and quarterbacks coach. And then, when Mike McCoy left the Broncos to become the San Diego Chargers coach, Gase, at 34,

was named the Broncos' offensive coordinator.

A short, a long and a winding road, all at the same time.

"He's bright -- very, very bright," Broncos coach John Fox said. "We knew his work. We knew how he handled himself. To me, when Mike left, it was a clear choice."

"I know there was a point when I thought it might not work," Gase said. "... I don't really think about sitting there in that interview anymore, but I'm glad I kept going."

Gase is not the product of a playing career that evolved into coaching once the on-field work was done. He is a product of from-the-ground-up work, of rolled-up sleeves to learn a profession. A process that started when he met current Baltimore Ravens defensive coordinator Dean Pees. Gase was in high school, and Pees was at Michigan State.

Pees visited Gase's high school, handed him a business card and said when he arrived at Michigan State the following fall, as a student, he should come to the school's football offices.

"When I was in high school, I enjoyed the sport a lot; I was just terrible at it," Gase said. "... And I think [Pees] was thinking more like equipment manager and that. What ended up happening was Dean said here's my card and come see me when you get on campus.

"... And I showed up, gave the secretary the card. She goes OK, and I sat in [Pees'] office for like an hour and he gave me a self-scout [personnel evaluation] from when he was with the Cleveland Browns. I had just gotten a computer for my graduation, and he said, 'You know how to use a computer?' And I was like, 'I've got a computer' and I hadn't touched it yet. I kind of figured out how to put that together and set it up in my dorm room. I went through a lot of ink cartridges."

That's where it started, the get-it-done side it took to help McCoy dismantle the Broncos' playbook in roughly a week in 2011 and reconfigure it as a read-option attack with Tim Tebow at quarterback. The same guy who helped to then dismantle that when Manning arrived in 2012 and retooled it again when he was promoted to be the team's primary playcaller.

His go-for-it aggressiveness is rooted in Mike Martz's "Greatest Show on Turf" offense that powered the Rams to two Super Bowl appearances. Gase calls Martz "a mentor, a guy who taught me so much." The attention to detail and the respect for

the need to play some power football come from his time with former LSU coach Nick Saban to go with some things from Josh McDaniels' Patriots playbook as well as his time with Fox and McCoy that helped him see the bigger picture, the one where he had to understand what defenses were doing and why.

"Adam is just a guy that was ready," McCoy said. "He's smart, creative, works very, very hard, a guy I leaned on a lot in my time in Denver. And you can see he's had a big impact in what they're doing."

What the Broncos did in the regular season was make history. From Manning's statistics to Denver's push-the-pace philosophy to the pile of touchdowns, the Broncos pushed the envelope on offense to a spot that had not been seen before.

None other than John Elway, still considered the final word on most things football for legions of fans across the Front Range, has said "I wish I could have played for him" and characterized Gase's decision not to interview with the Minnesota Vikings and Browns for their head-coaching jobs while the Broncos were still playing as "studly."

"Being somebody that did not play in college or at the professional level, I had to learn as fast as possible," Gase said. "It was an adapt-or-die situation for me. I said that a lot, especially with Peyton. You go from running an option offense to all of a sudden the protections are 'you've got to be on it.' You have no choice but to figure out a way to speed up that learning curve."

The curve now has a Super Bowl on it. The one where Gase will call the plays Sunday against the No. 1 defense in the NFL.

A game, an opportunity, that was almost left on the table. At Applebee's.

"I'm grateful for the chance, grateful to everyone who helped me, grateful to be a part of this organization," Gase said. "And I'm excited to be in this position, in this job. It's what I want to do, and you know, it really has worked out OK."

Q&A With Quarterbacks Coach Greg Knapp

Quarterbacks Coach Greg talks about his first offseason with the team, working with Peyton Manning and the development of the young QBs.

Stuart Zaas
DenverBroncos.com
Jun 27, 2013

Editor's note: DenverBroncos.com sat down with the assistant coaches to talk about their position groups before the coaches left Dove Valley for vacations in mid-June.

How have the first couple of months on the job been?

"The job's been great. I love the environment that's set in the building from the owner on down – Mr. Bowlen and John Elway and John Fox. We have high expectations but you're getting support that you can ask for so it really exciting to be a part of it. It does bring back memories from my start in the NFL career almost 20 years ago in San Francisco, where the expectations were high but you were getting the support to shoot for those expectations."

What is it like coming in and having a future Hall-of-Fame quarterback?

"I've been pretty spoiled now, so this is going to be my second one to work with – a future Hall-of-Famer here with Peyton (Manning). I started my career with Steve Young so I love that challenge. Peyton is one of the most cerebral quarterbacks that's every played the game so as a coach it keeps you on your toes but it also makes you better. The resources that I can provide for him from my experiences of learning to work with different quarterbacks, identifying certain defenses or working with footwork, progressions hopefully will benefit his game. I've been very pleased on how well he has taken to the advice because sometimes the old dog doesn't want to learn a whole lot of new tricks. That's not been Peyton at all. He is all ears to listen and then give you a reason why he may or may not want to do something, which I certainly understand. But it's been a good relationship so far."

Are there any similarities between Peyton Manning and Steve Young that you've noticed?

"The mental part of the game is very similar. Both are very good decision makers, both are very accurate passers. The burden is on Peyton to do more in protections than it was on Steve Young and I'm very impressed in how well he understands defenses and identifies protection needs, adjustments at the line of scrimmage. Ultimately, it's their competitiveness that you can see why they're one Hall-of-Famer and one future Hall-of-Famer – it's their competitiveness. They don't ever want to lose and they find answers to everything."

How had Brock Osweiler looked in the offseason?

"I've been pleased and even within the 10 OTAs and the five minicamp practices, to see his progress from when I started on day one. I'm a big believer that footwork helps make your accuracy go up in the game of football and it also slows your internal clock on decision making from progression one to progression two to progression three on any particular play. And he has really been a sponge and has applied that and reaped some of the benefits from it so I've seen progress just in those few practices we've had together."

What have you seen from Zac Dysert?

"I loved his playmaking ability (in college). He does have a little street ball, if you will, in him that he can create plays with his feet and moving out of the pocket. But he too has – he's actually older than Brock, so it's surprising in that way – but he's like Brock. He's a sponge right now, he's listening, he's learning and what I like so far – what you always want to look for in a young guy – he's not making the same mistake twice. So I'm seeing good progress from him as well."

What has the chemistry been like between the younger players and Peyton Manning?

"With Peyton in there, what do you think? It's good. It has been really good to see Peyton taking time to help the young guys too. He's very conscious about trying to pass on some of the stuff he's learned to the young guys to help expedite their careers."

What are your thoughts on the familiarity of coaches within the AFC West?

"There is some plusses and minuses but as each game unfolds, it's kind of hard to say that coach helped make a distinct advantage over the other team. There'll be some things we have to do against San Diego because Mike (McCoy) was on the offensive side of the ball from a verbiage standpoint or from a formation standpoint and that will be different from what he's used to seeing. With (Raiders Head Coach and former Broncos Defensive Coordinator Dennis Allen) 'D.A.' only being here one year I don't think it was as big of a change for them against Denver, when I was at Oakland because it was a new quarterback and a new system coming in to play."

Will that familiarity come in to play against Oakland?

"Knowing the defense a little bit, yeah. I have some background with (Oakland Raiders Defensive Coordinator) Jason Tarver and so working with him, I'll have some ideas but he's just like the rest of us coaches, he knows that I know something so he'll have his calls that will be changed a little bit to offset the knowledge that's been passed on."

Q&A With Offensive Line Coach Dave Magazu

Offensive Line Coach Dave Magazu talks about his take on the O-Line heading into training camp.

Stuart Zaas
DenverBroncos.com
Jul 2, 2013

Editor's note: DenverBroncos.com sat down with the assistant coaches to talk about their position groups before the coaches left Dove Valley for vacations in mid-June.

Without pads on for this part of the offseason, what are you able to do with your guys?

"I think we can get a lot done because a lot of things change on the line of scrimmage. The mental aspect of it and going through and talking technique and hat placement – you can get a lot done. You lose the physical aspect of the game but from an assignment standpoint and adjusting to all the checks and audibles and the changing of the plays I think that's a great time to sharpen your skills mentally."

How does having Peyton Manning at quarterback affect the line's pre-snap adjustments?

"It's like anything else, you have to be on your toes. Because anything that's in the playbook he has the ability to get to go and does that and change Mike points and things of that nature. That's why in these OTAs, even though not being in pads, he'll challenge us up front – the mental aspect of it. And that gives you all the reps and we get a lot of work with that stuff, just working from the line of scrimmage and not calling things in the huddle."

Are younger guys getting more reps with Ryan Clady out and J.D. Walton recovering from injury?

"Well I think it gives a bunch of guys more time. J.D.'s a proven player and has done a nice job when he's healthy. Clady's a pretty good player also. And those guys are on top of it mentally, they've been in the system that we use up front going on year three or four – year three really with me and it's been a positive. I just got off the phone talking to Clady and he's doing well and he's looking forward to getting back. J.D.'s been in every meeting. So they're staying on top of it mentally. We just have to get them physically ready to perform."

What does Louis Vasquez bring to the unit?

"His best attributes we haven't even seen yet because he brings a physical

presence to us up front. He's a big, strong, physical guy and with not having the pads on he hasn't really had a chance to really demonstrate his biggest attributes. That'll come in time and we have a long time before that first game. We just have to keep working hard and everyday try to get a little bit better."

What do you see in Winston Painter?

"I think it's going to take him some time to pick up the system. But he's a big, strong, athletic guy that has exceptional movement skills. It's hard playing with the first unit with some of the things we do at the line of scrimmage. In time, he's got some versatility, we just have to be patient with him."

How important is versatility at the different positions along the offensive line?

"I think the more things you can do the more valuable you are. We have some guys that can play multiple positions. It's nice when you don't have to bounce guys around because they get to hone their skills in but right now with so many guys out we're a little short-handed so we'll bounce some guys around. We will probably do that a little more in camp just to get the flexibility of guys' ability."

How has having Alex Gibbs back helped the younger guys?

"He's put a lot of time and effort in working with some of the younger guys and that's going to help because that takes a ton of time away from me – coaching those young guys where they don't get as much attention as the guys you know are going to play on Sunday. So that's been a great help."

Get to Know: Jay Rodgers

Stuart Zaas
DenverBroncos.com
December 25, 2012

***EDITOR'S NOTE:** This story originally ran in the Week 16 Gameday program, when the Broncos defeated the Cleveland Browns 34-12.

How has defensive end Elvis Dumervil's leadership evolved now that he is a captain?

"I think any time you have a guy who has a lot of experience and can share those experiences with the younger guys as well as do it himself, I think it's invaluable that that kind of communication lines are open to the young guys. They can go to him and say, 'Hey, what do you think about this?' or 'What do you think about that?' Elvis has done a great job of leading those guys."

What have you seen from veteran defensive tackles Justin Bannan and Kevin Vickerson?

"I think we've been consistent. I think that we're forging a mentality to be stout versus the run and be able to get after the quarterback. So when you stop the run and you force people into third-and-long situations, we know that our two outside rushers have a chance to be able to get to the quarterback or at least close to the quarterback to cause disruption. The inside guys play a big-time role in being able to press the inside of the pocket and stop the run."

What has defensive end Derek Wolfe's versatility meant to the team?

"Derek's been very versatile. Very few guys in the league can play defensive end and defensive tackle. And he's been able to do both and do it well. So the sky's the limit for him. Him being a rookie and getting this much playing time has been a great experience for him. Now it's just a matter of him taking those experiences and taking it to the next level as the years progress."

Have you encountered any surprises in your first season as a defensive line coach?

"There are always surprises every day. Whether it be a technique here or an adjustment there or even personality traits between guys, every day is a new adventure. We just take it one day at a time and go from there."

Do you enjoy being able to coach on the same staff as your brother Jeff, who is the team's special teams coordinator?

"It's been great. We hadn't lived in the same town since high school until last year. So it's been a great opportunity for us to not only live in the same town, but him to be able to experience my kids and be an Uncle Jeff. At the same time, I'm sure mom and dad don't mind just one destination for football games rather than have to split time and go two places."

Q&A With Special Teams Coordinator Jeff Rodgers

Special Teams Coordinator Jeff Rodgers talks about his expectations for 2013.

Stuart Zaas
DenverBroncos.com
Jul 18, 2013

Editor's note: DenverBroncos.com sat down with the assistant coaches to talk about their position groups before the coaches left Dove Valley for vacations in mid-June.

What kinds of things do you work on with your group during OTAs and minicamps?
"Real similar to offensively and defensively, there's obviously a limited amount of things you can do contact wise but knowing what to do and how we want to try and get it done can still get accomplished during this time period. I also think that a large part of the season is based on not being in pads. There's a way you practice and that's kind of setting the tone for the in season part of it. But really with the new guys we're looking at their athletic ability, how well they learn, and really some of the space, movement-type things as well as how quickly can they adapt to some of the things on the run without getting a whole lot of contact stuff. You try to marry that part of it so you don't have to re-teach that during training camp and now they can show us what they can do physically with that part of the game."

How do you work to get the rookies up to speed as quickly as possible?
"I think you just throw them in there. Find out what they can do early. Obviously the veteran guys are going to be ahead of them. We try not to overload them with a lot of information. Schematically, we're going to keep things simple so that we can see them at their best, playing fast as early as we can. The reality is, none of these guys had that role in college. They're All-Conference or All-America, they're All-whatever it may be and that's where they've been throughout their entire career. Obviously, we think they're good players but there is a learning curve involved. Generally speaking, they're not going to be going as fast as the vets, who are going to pick it up. For them a lot of them are in year three of the system but you can kind of tell based on our experiences where different guys are at. Where was Nate Irving two years ago? Where was Omar Bolden a year ago? You try to make those comparisons and just see where they're headed as the season unfolds."

How do you replace leadership from a veteran like Wesley Woodyard as he spends more time playing on defense?

"To be honest with you, we haven't had to replace the leadership. Wesley (Woodyard) is a guy who's still, even though his role was diminished when it comes to the kicking game last year, he still was in the meetings. His peers voted him as the captain last year. He took that pretty seriously and maintained that the entire

season but as he's not on the field, a guy like David (Bruton) assumes some leadership and Nate Irving assumes some leadership and some of the rookie guys as the season went on they kind of start feeling like it's their own. That stuff grows naturally. But the thing that I think that is important with that continuity is that's one of the things that's always a constant when it comes to special teams. If one of your guys gets hurt, who's the next guy going in? If a defensive starter goes in and now one of the guys who maybe is a primary specialist has become a defensive starter, who's the next guy going in? That's why you try to develop your young guys as quickly as you can and hopefully by the time they're pressed into action they can uphold that standard that we play with across the board."

How important is David Bruton to the coverage teams

"I think it's evident – I mean we're not the ones voting for our own players for the Pro Bowl so any time a guy gets votes or is an alternate or whatever it shows the respect they've got around the league. Other teams see who those impact guys are. Even though at times it's not as evident to the naked eye, David specifically is a guy who's been a really important part of what we've done. But again, we're just trying to put guys in the positions they can be most successful in and he's not going to be great if the rest of our guys aren't playing very well. And if in the games that people have tried to double team him or schematically try to take him it's opened some things for some other guys to do things. Part of the reason why we've made some other impact plays might be because they're doubling him inside and a gunner is singled up and forces a fumble or we block a punt because they're paying a little too much attention – all this stuff marries in as well as our returner, our kicker's ability and where we're directioned and all that stuff ties together."

How much more do you expect from Trindon Holliday after a full offseason to work with him?

"Well, it's hard to expect four touchdowns out of one guy in ten games. But certainly that's something that goal-wise we're trying to get in the endzone in our return game. I think the offseason benefits guys. Any time a guy joins a team midseason there's something along the way that they're going to miss and you try not to have that happen as a coach but the reality is there's a reason why we have so many hours of meetings during training camp. There's a reason why we work all this stuff pre-practice, post-practice, during practice. Having a full offseason to work with a guy like him, I think you can rewind, start from ground zero: here's how we want you to do things, here's what you're looking for in certain things. And you see the skillset as a coach and you're trying to scheme things around that skill set. Well when you have eight months with a player and especially coming off last season, we know more about Trindon – some of the things he does well, some of the things that we may have to protect him from and we can adjust things as they're going in to the season not necessarily in midseason."

What was it like game planning against Trindon Holliday one week and then with him a few weeks later?

"He had our attention going in to that Houston game. You get in the endzone three

times in the preseason, you get everybody's attention. That's a different type of deal where you play against a guy and they all of a sudden he's playing for you but it's the way the NFL is. That obviously worked out for us. He made an immediate impact for us in the season and in the playoff game."

Were you happy with the overall play of the special teams groups last year?

"Yeah, I think our goal always going into the season – regardless of if we're talking individual goals, team goals or unit goals – is to be consistently good all the time. We don't want to have great play and have four disaster plays, that doesn't work in this business. You're trying to be consistently good and if you can do that and you've got good specialists then you're going to make some dramatically great plays – whether it's scoring or downing a punt at the five or whatever. I'd say that we performed at a pretty decent level for most of the season. There were some lulls and that's what we're trying to keep from happening. We're trying to play 16 games consistently and not have the one or two games we may struggle in a certain area. We're just trying to uphold that standard as long as we can."

Were you happy with Aaron Brewer's first year?

"We identified him in the spring and we were fortunate nobody drafted him. We had to be competitive in order to sign him in free agency but I think any time you get a rookie snapper and he's able to stay out of the limelight that's a good thing. Nobody really wants to know what the snapper's name is, and if they do it's usually not good. That's a position where anonymity is good and I would say for a rookie, an undrafted guy and a guy coming to a new team when the kicker sets a franchise record for points and the punter shatters the net punting record, he probably played pretty decent."

Q&A With Linebackers Coach Richard Smith

Stuart Zaas
DenverBroncos.com
Jun 20, 2013

Linebackers Coach Richard Smith talked about Von Miller's progression as well as the competitiveness of his group.

Editor's note: DenverBroncos.com sat down with the assistant coaches to talk about their position groups before the coaches left Dove Valley for vacations in mid-June.

What have you seen from your players during OTAs and minicamp before the pads go on in training camp?

"Well, right now, the attitude's been great with them. I think we have a really good understanding of our system. I think the big advantage is that it's year two in the system and I think we're much further along. Not just as a linebacker group but as a defense. It's really hard in terms of practicing without pads, so right now our emphasis is just to try to play fast. Right now, I've been pretty pleased with how we've played so far."

Middle linebacker is an area that a lot of people will be watching in training camp for the competition. What have you seen from that group?

"Well, I think there's competition at every position. That is what we are trying to create. Right now, we're still a long ways off. We've had Nate Irving competing along with Stewart Bradley and Stevie Johnson, Joe Mays has had some reps in there too coming off of an ankle injury. I think, right now, it's been really competitive throughout OTAs and minicamps. We look forward to seeing these guys continue to grow and develop, see what we come up with once we get pads on and start playing some preseason football games."

How have you seen the middle linebacker position change over the years with the emergence of the pass-happy, spread offenses?

"The league has been more of a passing offense for a long period time, but when we're talking about the Mike linebacker spot, we're talking about a guy who can get in there and be a great leader, who has a good understanding of our defense. It's more of a first and second-down type player. That's the role we're trying to fill, where Keith Brooking came in last year and did a wonderful job for us. We've got some young talent right now and it's our job as coaches right now to develop them, and their jobs as players to be able to perform."

How have you seen Nate Irving improve since the team drafted him in 2011?

"We drafted him a few years back. We saw him as a Mike linebacker. I thought he

did a wonderful job in the role he played last year, being able to back up the Sam. He was also a backup at the Mike linebacker position, too. But the majority of his reps came at special teams, and then he did sub Von at times at the Sam linebacker spot. I thought he did a really nice job with that."

Is the Mike position more of a natural fit for Irving?

"We think so, but like I said, right now he's still developing and it's still a long ways off. Through the summer and all the preseason and training camp work, we hope that he continues to develop."

Von had a pretty remarkable season last year. How much better do you think he can get?

"I think he's much better. I think, once again, the opportunity of having Jack Del Rio back for a second year has helped him. The system hasn't changed much – we've added a few wrinkles here and there. Right now, he's doing well and practicing hard. He's just trying to be an overall great football player, and I think he has a bright future."

What did you like about Steven Johnson that helped him make the team as a college free agent last season?

"I love his attitude. The game is not too big for him. It's the same thing as it was last year. He was a free agent and he came in here and impressed us. I thought he did a nice job on special teams and I like it that he doesn't get rattled. He's got a very good demeanor for the position and he's very intelligent. Right now, in OTAs and minicamp, we're playing him at multiple positions. He's been playing backup at Sam and also at the Mike position. Any of these backup players, they have to be able to play any of the three positions. We try to roll them around to make sure that if there was an injury to anyone, you want the best player coming onto the field in relief. It helps them out because they get a better knowledge of the entire package that way instead of getting locked into one position."

What does Wesley Woodyard's leadership bring to the group?

"I think he's done a great job. Last year Woodyard came in and really did a nice job in his role. He had a lot of production and was really durable. He's got a lot more confidence than he did a year ago and he's done a great job in his leadership role. His personality is contagious, he's the kind of guy that his teammates want to hang out with and spend a lot of time with. We're looking for bigger and better things out of him this year, even though we're pleased with what he did last year."

Moreno, Studesville Earn Ed Block Courage Honors

By Brandon Moree
DenverBroncos.com
December 6, 2013

Running back Knowshon Moreno and Running Backs Coach Eric Studesville were both honored by the Ed Block Courage Foundation.

ENGLEWOOD, Colo. – For their courage in the face of adversity, both running back Knowshon Moreno and his position coach Eric Studesville will be honored by the Ed Block Courage Foundation.

Moreno was selected by the Broncos as the 2013 Ed Block Courage Award winner and Studesville is receiving special consideration from the foundation for his perseverance in the wake of the sudden and tragic loss of his parents Al and Jan in June.

Moreno was selected for the Ed Block Courage Award honoring players who exemplify commitments to the principles of sportsmanship and courage. He is being honored for his work coming back from an ACL tear in the 2011 season and another knee injury in the playoff game in January to ultimately start each game of the 2013 season to date and lead the team in rushing. In addition to his rushing yardage, he's also caught 42 passes for 414 yards and two touchdowns – putting him well over 1,200 yards of total offense.

Studesville is in his fourth season as the running backs coach for the Broncos and is lead a unit that has scored 14 touchdowns and registered more than 1,500 yards this season. That group includes rookie Montee Ball who just had the first 100-yard rushing game of his career in the win against Kansas City.

Moreno has been the leading force behind the Broncos' success on the ground this season. He ranks seventh among all NFL running backs with 1,256 yards from scrimmage and is tied for the league lead at his position with 11 touchdowns.

With his current numbers, Moreno is one of just five players to have more than 800 rushing and 400 receiving yards this season and he is on pace to become the franchise's first 1,000 yard rusher with 500 receiving yards.

The Ed Block Courage Award is named in honor of Ed Block, the longtime head athletic trainer of the Baltimore Colts, who was a pioneer in his profession and a respected humanitarian. Recipients for the award are selected by their teammates for team effort as well as individual performance.

Q&A With Assistant Special Teams Coach Derius Swinton

Get to know the Broncos' new assistant special teams coach with this Q&A.

Stuart Zaas
DenverBroncos.com
Jun 29, 2013

Editor's note: DenverBroncos.com sat down with the assistant coaches to talk about their position groups before the coaches left Dove Valley for vacations in mid-June.

How has the transition to the new job here in Denver gone?

"It's been good. Working with (Special Teams Coordinator) Jeff (Rodgers) – I've known him a few years – it's been really good, really smooth transition. The staff is great, the organization is great and the players are really good. Everybody is a pro, everybody comes to work hard every day. There's nothing to complain about, everything is taken care of for you and you can just come to work and work on winning a championship, which is the major thing in any sport."

How far do you and Special Teams Coordinator Jeff Rodgers go back?

"Just throughout the years, playing against him when he was at Carolina and then coming here when I was in St. Louis and Kansas City. Before games you speak to guys and you have admiration for guys doing a good job with their units and everything. Special teams coordinators are really close. So as you go through it, being an assistant you get to know certain guys – especially since he's younger too."

What is your playing background?

"I played at Hampton – played football and basketball at Hampton University from '03 to '07. I played safety there and after that I went up to Buffalo for a tryout at minicamp – got cut. Left there, had some other things but didn't go to them because I had the opportunity to go to the University of Tennessee as a graduate assistant, so that's where my coaching career started. I was there with Coach Fulmer, after that I was there with Coach Kiffin for three months and got a job with the Rams. So I was with the Rams – with Steve Spagnuolo and then went to Kansas City last year and now I'm here."

How does that experience of trying out at minicamp and then being cut help you as a coach?

"The only thing that I can say to them is that it's short-lived. I think I harp on my coaching days more than I do my playing days to some of these guys. I tell them stories of guys I've seen along the way because I came in to the league at 22 as a

coach – it's been a quick transition. So the things I've seen coaching have been more than the things I saw playing-wise. I try to tell them, from my perspective – and try to be honest – and say how short it is. A lot of them, they have their days where they don't want to do it and I tell them, it's what you think it is. It's a very short window and you've got to take every opportunity to take advantage of it."

What drew you to special teams?

"I was thrown into it. When I interviewed in St. Louis, I actually interviewed for the assistant special teams job and the quality control on offense and Pat Shurmur, who's now with the Philadelphia Eagles, he wanted to hire me on offense but the special teams coordinator told the head coach Steve Spagnola he was not going to let me go on offense. So I ended up being special teams and just over the years – I was with that coordinator Tom McMahon who is with the Colts now – we were together four years. You just end up gravitating to it and you spend more time with something and it's like this is what I really want to do and this is where my passion is."

You worked with Dustin Colquitt last season in Kansas City and now you have Britton Colquitt, what's that like?

"I actually had Britton at Tennessee. We had a relationship from Tennessee and being a GA, you're not coaching but you're around those guys. And being around him at Tennessee, we always knew he had talent and we knew he'd end up in the league somewhere, it was just a matter of where and when. And then working with his brother last year, him being a Pro Bowl punter speaks for itself. But that family, just being around them, they're awesome. You look at Dustin and he finally got the recognition Pro Bowl-wise and I think Britton, if he continues on the track he's on, he's just going to get better and better."

What did you think of the Broncos' special teams units while gameplanning for them in Kansas City?

"Yeah, you know what they're going to do and you know what players they have that's the main thing – the scheme you knew but the players is what I was intrigued by. You watch them twice a year and you see David Bruton and that's your main focus. We're like man, how do we block him? How do we end up blocking this guy because he's such a good player. And then we they picked up Trindon (Holliday), we're sitting in Kansas City like, 'Wow. Really? Now they get this guy?' And then the rest of the corps has always been good with (Jacob) Tamme, (Jacob) Hester, Nate (Irving), Wesley Woodyard when he was not starting – guys like that. And then you have the young guys like Omar Bolden. Then you've got Britton pinning people. And then when I got the opportunity to come here, I'm like, 'Yes, I've finally on that side. I don't have to game plan against those guys.' So it's been good."

Did your experience gameplanning for the Broncos and their special teams units make the transition to Denver any easier?

"The personnel side, yes. Because I knew kind of who they had. I knew the personnel but with scheme – I like tell people going from speaking English to speaking Spanish. And now you're just translating. The first month, I might have said something one way and he's like no-no, we call it such and such – so in my mind I have to translate it. Now it's smooth after four months and it's just been a good, smooth transition."

How do you like the city of Denver?

"Oh I love it. I told somebody, I said this place, when it snows it's not bad because people know how to deal with the snow but, I said when it's warm – I went to a Rockies game this week – this city is really nice. I've been to St. Louis, Kansas City and I tell people next to Knoxville, Tenn., Denver is up there. Because Knoxville to me is home and it's where the heart is. But still, Denver – I love how everybody likes to be outdoors, you don't see a lot of people just sitting around the house. And it's not humid and all that – coming from the South – the humidity that isn't here is a great thing."

Q&A With Wide Receivers Coach Tyke Tolbert

Wide Receivers Coach Tyke Tolbert talked about how being in the second year with Peyton Manning at QB will help his group.

Stuart Zaas
DenverBroncos.com
Jun 25, 2013

Editor's note: DenverBroncos.com sat down with the assistant coaches to talk about their position groups before the coaches left Dove Valley for vacations in mid-June.

How has the addition of Wes Welker impacted your receiving corps?

"Oh, he's been great. He's been a welcome addition to the room. Obviously, he's one of the best slot receivers to ever play the game. He brings veteran leadership to the room and up to this point, everything's worked well with those guys."

You have three guys who all caught 1,000 yards worth of passes last year. Are you concerned at all about how they'll handle sharing touches?

"No, I'm never concerned about the sharing, I'm always more concerned about the winning. Those guys will tell you the same thing. Each one of them, individually or collectively, they'll tell you the same thing. They just want to win. We all just want to win. As far as who's getting the touches, those will come and go because some people will concentrate more on one receiver than another at different points in the game. It's a matter of how, as the game goes along, who gets the feel for what the best matchup that we have and we'll exploit that matchup."

How does having three different receivers who all can beat you affect an opposing defense?

"I think it's a harder situation to game plan for because we'll be able to throw the ball to anyone. We have good tight ends as well, the running backs have good hands out of the backfield, and if they play too conservatively on defense, we'll be able to run the ball. We feel pretty good about where we are offensively."

How much does the continuity of having a second year with a similar offensive system and with Peyton Manning at quarterback help the offense play faster?

"It helps a great deal. You alluded earlier to the fact that we had three receivers who had 1,000 yards. (Decker and Thomas) were here, obviously. Those guys (in their first year working with Manning) had 1,000 yards apiece and were the youngest tandem in the history of the NFL to do that. I think in year two, when they know Peyton a little bit more and Peyton knows them a little bit more – and

the welcome addition of Wes, as well as the tight ends we have – it's a recipe for even greater success."

What are some of the challenges that come with running an up-tempo offense for the wideouts?

"The challenge for my group is the fact that two of my guys are bigger guys. We're going to play fast and go at a high tempo, so from a stamina standpoint, we have to be in great shape. Not only when we're on the road, but especially here at home at a mile high. We're here, we train in it, we're used to it, so it shouldn't affect us more than the other people. I think that those guys, when they leave here from minicamp and get ready for training camp, they have to continue to keep themselves in top shape. I think (Strength and Conditioning Coach) Luke Richesson and his group have done a great job of getting those guys in shape, and they have to maintain that throughout the summer in order to be ready to go when we come back for training camp."

Do you look forward to seeing what that up-tempo offense can do?

"Oh yeah. I'm always excited about our offense. Every year, I'm a total glass half-full guy, so I'm the ultimate optimist when it comes to what I'm doing and what we're doing offensively. But I'm looking forward to the up-tempo. I think it's going to be a real strain on defenses to be able to get the calls they want to get called, so they'll have to simplify more. I think, with the altitude, you'll see guys trying to sub and we can quick-snap the ball and catch them with 12, 13, even 14 men on the field at some point in time. I think we're definitely at the advantage in that regard."

What have you seen from some of other receivers in your group outside of Thomas, Decker and Welker?

"I think (Andre) 'Bubba' Caldwell has really turned the page this past spring. I think he's made a lot of good plays for us this spring. He's not only been able to sub in for Demaryius, but also for Eric Decker. I think Greg Orton has shown some promise. Gerell Robinson really impressed me because we had him in training camp last year and he was gone to another team on the practice squad throughout the year. He came back and the amount of recall he had with the offense was really impressive, so he's done a really good job as far as that's concerned. I think Trindon Holliday can get in the game in spots and we can exploit defenses with his speed and his running skills. Tavarres King, he's a fifth round draft pick and he was hampered earlier with an injury, but he's since come on and he's getting more reps to see what he can do. I think all the guys, from top to bottom, are doing a pretty good job in that next group."

What attributes did you see from Tavarres King in college?

"He has stretch-the-field, playmaking speed. He hasn't been able to show that as much in spring because of the injury he's had, but he can stretch the field. We obviously know that he played in – in my opinion – the best conference in college in

the SEC – so he’s played against top notch competition week-in and week-out, and that’s the same type of competition that he’s going to see in the NFL. I think he’s probably more NFL-ready from a rookie standpoint than the other guys because of the competition that he’s played against.”

How does competing against this team’s secondary in practice help your guys get better?

“It helps them a great deal. You’ve got a first-ballot Hall of Famer in Champ Bailey on the offensive right-hand side, and then you’ve got Dominique Rodgers-Cromartie – boy, he’s come in and he’s got the size at 6’2 and the speed. He’s got really good feet for a tall guy. So, in that regard, it helps us be able to get ready with those guys on the field. One of the most competitive guys on the team is Chris Harris in the slot – or wherever he is on the field – he’s one of the most competitive guys I’ve ever been around. That helps us a great deal because when game time comes around, it’ll be much easier for the receivers to go out and make plays because we play against some of the best in practice every day.”

What have the matchups in practice between Welker and Harris been like so far?

“There’s been give and take, definitely. Wes gets the best of Chris sometimes, Chris gets the best of Wes sometimes. Those are two really fireball, competitive-type guys, and it’s fun to watch. They get competitive and they’re only going to make each other better once the season starts.”

How do you think the extra year with Peyton throwing the ball is going to help your whole unit get better?

“I think it’s going to help a great deal because you have to think about the fact that Reggie Wayne and Marvin Harrison and those guys spent probably 8-10 years with Peyton doing the same thing. Well we just were in year one and Decker and Demaryius both had 1,000 yards, so if we can take what we did last year and keep improving on it – I think the sky’s the limit for those guys.”

Q&A With Secondary Coach Cory Undlin

Secondary Coach Cory Undlin talks about his first year in his current role with the Broncos.

Stuart Zaas
DenverBroncos.com
Jul 4, 2013

Editor's note: DenverBroncos.com sat down with the assistant coaches to talk about their position groups before the coaches left Dove Valley for vacations in mid-June.

It's your first year as secondary coach for the Broncos, but you worked with Jack in the same role in Jacksonville, so is it an easier adjustment already knowing what he expects?

"I was here last year with him, too (as defensive quality control), but obviously having coached the DBs for him for three years (in Jacksonville), I know what he expects. He has a good feel for my coaching style, so it's a pretty easy transition. I know most of those guys who are in the room and have been around those guys, so it's pretty smooth."

Did you work more with the DBs than with any other position last year during your role as defensive quality control?

"No, I worked mostly with the defensive line last year, with (defensive line coach) Jay Rodgers. I did have a presentation on Saturday mornings, so I ended up talking to the DBs, but most of it was with the D-line. But you're in the room with those guys all the time, so I got to know most of them."

The team brought in a couple of veterans in Dominique Rodgers-Cromartie and Quentin Jammer. What do they add to your group?

"They're two veteran players who have played a lot and played at a high level. Anytime you can make the room deeper, you win. They're both doing a heck of a job. Jammer is kind of a different situation because he got here and we were already practicing, so he was hearing it for the first time on the run. He's been in here meeting with me in the mornings, so he's starting to pick it up. I'm fired up to have him. Dominique's done a phenomenal job. He's obviously a good player, he's going to help us. They're both obviously good players and depth – that's a big one, it's nice."

How important is versatility in your group – to have a guy like Quentin Jammer who can play corner-safety or a guy like Chris Harris who can slide around?

"Huge. It just gives you more options. If you play different packages, guys can slide around. Quentin's kind of learning a new spot, but he understands the game and he knows how to do it. We're going to try to help him play safety, but you get into the

season and you lose someone with an injury at any position, it's huge to have someone to fill in. And then you have Chris who's obviously played all three spots and has played them at a high level. Anytime you have players who can do that, it's very valuable."

What makes Chris Harris so good at moving around like that?

"I think, first of all, his competitiveness. The guy just competes at a very high level. It doesn't matter what position you play him. Heck, you could probably play him at linebacker. He's not big enough for linebacker, but he'd probably make it work somehow. He's just a competitive guy who wants to win. It's why he's been on the field ever since he's been here. He's an undrafted kid who loves the game and is very, very smart. He understands routes and understands how the game works, so I think that allows him to play the game at a higher level and he'll be effective."

How will the battles with Wes Welker in practice help Harris in game situations?

"I think it'll help both of them. Obviously, for Chris, you couldn't ask for a better situation than to line up and play against one of the best slot receivers in the league – if not the best in the league – on a daily basis. It just gives him more confidence. Even because of the things that Wes can do with his short area of quickness – Chris is already pretty good at that, but Wes makes Chris compete at a whole different level as well. And I'd assume that if you asked Wes that, he'd say the exact same thing. So that kind of competition for both of them only makes both of them better and, in turn, makes us better."

How does the offense in general help your secondary's development?

"Every one of our guys in the back is getting tested and they're competing at a very high level every single day. Especially with this tempo that they're doing, they're not stopping. I think if you asked any of those guys, they wouldn't want it any other way. It's very fortunate to be in that situation."

How does having a future Hall of Famer in Champ Bailey helped the younger guys?

"I think that's just a natural progression for him, being that type of leader. He's been that way his entire career. He's been great in meetings. I can ask him questions in the meetings like, 'Champ, is this how you see this playing?' With his knowledge and his experience, it's like having another coach in the room. Obviously he's out there competing against those guys, too. It's been good. He's a leader in the classroom and on the field just by his approach to the game and what he's done."

Your group has a lot of depth, with guys like Tony Carter, Omar Bolden, and Kayvon Webster. What will the competition look like for those guys in training camp?

"A very tough competition. Those guys all know it. Jack (Del Rio) stated in the first meeting that every position is up for grabs. Nobody's names are written in there yet. When you have depth like that, it creates competition. We'll see how it all falls

together. Tony's going to help us, he's already helped us. He's doing a heck of a job. Omar Bolden is playing more inside this year in the nickel spot and is doing a great job. The safety position is still wide open. You've got four guys back there who have played. With Quentin Jammer and Quinton Carter in the mix, you've got another group of guys back there who are trying to battle to put their name on that thing, too. It's been fun, and obviously when you have a situation like that with good depth, it just drives everyone – both in meetings and on the field. It's been a good start. That's what it is – a start. I've been very pleased with everything those guys have been doing. The way they come out, work, play, and prepare in meetings."

It's early, but what have you seen out of Kayvon Webster so far?

"He's done a heck of a job. Obviously the kid can run, he's got good feet. Anytime you get someone new like a Quentin or a Kayvon that are coming in, they're basically learning a second language. Especially coming from college to the NFL. I think that's been Kayvon's biggest hurdle and it still will be. We're done installing right now, so I think he'll continue to play faster. We didn't give him any relief, either. We put him at the third nickel right now, so that's got another language in itself. As he learns every defense, he's learning two positions – outside and inside. I see a lot of upside in the kid. He's fast, he's got good feet, and he can catch it, so he's a nice, nice addition. He's part of that competitive group."

Has Webster latched on as a student of Bailey yet?

"He made sure he sat right next to Champ in the meetings. Champ obviously is going to help anyone he can help, especially in our room. I think he talked to Kayvon on the phone right after he got drafted. Kayvon understands the game and he understands the situation that he's in, especially now to be with a guy like Champ and Dominique and now you've got Quentin Jammer in there. You've got three guys who have been in the league a long time. What an opportunity for that kid to be in that room and learn from three very, very successful players."

In what ways have you seen growth out of Omar Boldin, who didn't play a lot on defense last year but saw some time on special teams?

"I think anytime you're in a system for the second time, which is a bonus for anyone – it helps him. I think it's confidence in the system, and you'd hope confidence out of any second-year player that is in the mix to play a lot. You're going to see some growth. He's done a heck of a job in the weight room with (Strength and Conditioning Coach) Luke (Richesson). He's been on top of his stuff. He's a sharp guy as far as his defensive terminology and stuff. He understands how to play the nickel. To be competent about playing the nickel and everything involved there, as well as to get up and play on the outside, I think his confidence level has gone up tremendously. Once you do it twice, you're good. You draft a corner in Kayvon and then you bring in Aaron Hester, the free agent kid we got from UCLA, you're in the middle of the depth chart right there. You're counting numbers and there's only so many spots. I think that's added motivation for him right there."

It's a Broncs tale for Bronx's Sam Garnes

By Lyle Crouse

ESPN.com

January 28, 2014

NEWARK, N.J. -- Sam Garnes is trying to help the Denver Broncos win a Super Bowl, yet he was asked Tuesday about his experience losing the NFL's championship game.

And the former safety didn't backpedal from the line of questioning.

"No, no," he insisted. "That's real."

In five trips to the Super Bowl, the New York Giants have lost only once. Garnes, a Bronx native, was the starting strong safety for that team, which fell 34-7 to the Baltimore Ravens in January 2001.

So Garnes, Denver's assistant secondary coach, imparts a clear message to the Broncos as they prepare for Super Bowl XLVIII against the Seattle Seahawks: You don't want to know what it feels like to lose this game.

"I tell my players, we're not interested in having fun for two weeks between the AFC Championship Game and the Super Bowl," Garnes said at Super Bowl media day. "We want to have a great time for several months [afterward]."

That approach has remained constant for Super Bowl teams through the years. Other aspects of the experience have changed, including media day.

"It's amazing. You've got fans here," he said as he surveyed the scene. "We didn't have fans in Tampa Bay's stadium [13 years ago]."

"And now we're playing a cold-weather game, which at that time was unheard of."

Ah, yes, the cold-weather Super Bowl in East Rutherford, N.J. Cold, hot, whatever - Garnes, 39, is just happy to be home.

"Selfishly, I wanted to be here when they said the Super Bowl was in New York," said Garnes, who attended DeWitt Clinton High School in the Bronx and played for both the Giants and New York Jets during his seven-year playing career.

"Selfishly, I wanted to be here, and I will admit that, because this is a place I love.

All my players and coaches, they know much I love where I'm from."

Garnes -- who was quick to clarify that the Super Bowl is in the "Greater New York area; there's no disrespect to Jersey" -- looks forward to making the short trip to the Bronx from the Broncos' hotel in New Jersey.

"Right now we're busy," he said, "but as the week winds down, I'll have time to go over there and get me some of that good ol' Bronx pizza and get me some Chinese food."

He'll likely get a warm welcome wherever he goes. "I have a lot of family still in the area," he said. It's the perfect setting for Garnes' return to the NFL's marquee event.

"To come back to your home area and be a part of the Super Bowl," he said, "is a great feeling."

Kiszla: Broncos' Mike Adams has dream of walking home after Super Bowl

By Mark Kiszla
The Denver Post
January 26, 2014

Win the Super Bowl, go to Disneyland. Or so the cliché goes. Broncos safety Mike Adams has a bigger dream, a dream so real it hurts.

Win the Super Bowl and Adams is going for a long walk, straight to the dead-end street where he was raised, a place folks warned he would never escape.

"If we win the Super Bowl, I'm going to keep my helmet and pads on and I'm walking home," Adams insists.

Home is Paterson, N.J.

"It can be almost like a cancer," said Adams, describing his hometown. "And I say that because the negativity in that place can be like a snowball rolling downhill."

Paterson is 12 miles up the Garden State Parkway from this year's Super Bowl and a world away. I asked Adams: Think motorists will notice a grown man in a Broncos helmet as he strolls down the highway?

"After I get to the IHOP on Route 3, I'll start hitchhiking," said Adams, laughing. "But they'd probably think I'm just some crazy person."

There are 101 sweet success stories at the Super Bowl. Maybe we can lend an ear to the story of Adams.

Adams is among the Jersey Boys returning home to wear orange at Super Bowl XLVIII. Defensive end Robert Ayers was born in Jersey City, not far from the team's championship-game headquarters. Oddsmakers have made it 4-to-1 that Knowshon Moreno will cry as "The Star-Spangled Banner" is played at Metlife Stadium, less than an hour from the field where he carried the rock for Middletown High School.

The city of Paterson, according to native son and New York Giants receiver Victor Cruz, is a place where too many friends got a casket instead of a high school diploma. Adams never knew his father. His mother died of ovarian cancer during Adams' rookie year with the San Francisco 49ers. So who gets the credit for Adams making it to the Super Bowl?

"Selfishly," Adams said, "it's hard to give someone else credit for what you've gone through and how you've shaped your life."

Adams made the NFL as an undrafted free agent out of Delaware. Ten seasons later, he endured a demotion from the starting lineup in Denver, only to be one of the next men up for the Broncos when Rahim Moore got hurt. Adams' interception turned a close game against Houston into a rout.

Winning the Super Bowl would be the happy ending to the movie of Adams' football life. In fact, he's already got a working title for the flick.

"I Earned My Spot," Adams said.

Champ Bailey finally reaches the Super Bowl

By Mark Cannizzaro

NY Post

January 26, 2014

When the Broncos team buses pulled into the driveway of the Hyatt Hotel in Jersey City late Sunday afternoon, Champ Bailey had finally arrived after 15 years.

At the Super Bowl.

Bailey's NFL journey has taken him to many places. He has been to the Pro Bowl 12 times, the most of any cornerback in league history. He has been named All-Pro seven times. He has made 52 career interceptions. He was even named to the prestigious NFL 2000s All-Decade team. The Hall of Fame will follow, the moment he is eligible.

But Bailey has never been to a Super Bowl. Not as a participant, not as a fan.

Bailey, quietly and steadfastly, stayed true to the principle he would not attend a Super Bowl unless he was playing in one.

"I didn't see any reason to go," Bailey said Sunday. "I mean, I'm not going to cheer for anybody; I have no special interest in the game other than being a fan watching at home, so why go? That's the way I've always been.

But I never said, 'It should be me,' or took anything away from guys that earned it."

Although he has not hinted about any intention to retire after this Super Bowl, Bailey, 35, this week takes on the role of retiring Ravens linebacker Ray Lewis a year ago as a sentimental favorite — albeit much more quietly.

"I'm not really thinking about retiring and if I win what's going to happen," Bailey said. "All I'm thinking about is winning and doing whatever I've got to do to win the game. After the game we'll talk about that."

Make no mistake: As much as every other Broncos player wants to win this game for himself, winning for Bailey is a close second.

"Champ Bailey? The coolest guy ever," Broncos guard Louis Vasquez said.

"Everything Champ Bailey does is cool. He's an old soul."

It is deliciously fitting the marquee cornerback for the opposing Seahawks, Richard Sherman, has drawn more media attention to himself than all of the Kardashian sisters combined; Bailey is Sherman's polar opposite.

"He lets his play talk," Vasquez said.

"He's humble. You don't see Champ being flashy or demanding respect or using his seniority to get things. When Champ walks in the room, his presence alone says enough," Broncos safety Mike Adams said.

"Champ doesn't say that much, but when he does speak everyone listens," Broncos defensive tackle Terrance Knighton said. "He leads by example. With the career he's had he's definitely one of the guys that deserves a Super Bowl ring to put an exclamation point on his career."

Former NFL safety Brian Dawkins, who played his last three seasons alongside Bailey in the Denver secondary, got visibly emotional when asked about his former teammate finally making it to a Super Bowl. The thought of Bailey and the Broncos winning it was almost too powerful for him to digest.

"Oh man ... that will be a picturesque moment if that happens," Dawkins said. "I don't know how he will react, but I know how I will react if it does happen for him: There will be tears of joy."

Bailey feels the adulation from his teammates and he appreciates every ounce of it, but he is quick to point out: "I love the respect and everything my teammates give me, but it's not about me."

Bailey was one of the first players Broncos head coach John Fox sought out when he was hired three years ago, and he proved to be an invaluable resource.

"From the very onset, he gave me great insight to the Broncos organization, to a lot of the players _ and you need that as a newcomer, regardless of if you're a head coach or not," Fox said. "He's been a valuable part of the success we've had, and with the successes he's had, to never have had the experience of trotting out on Super Bowl Sunday is crazy."

Bailey said getting to a Super Bowl after all these years finally sunk in Sunday morning before departing Denver for New Jersey.

"Once you start packing and you walk out of the house with your suitcase," he said, "that's when you realize what's in front of you. It has been a long road, but I'm trying not to hype it up more than it should be. I just want to get to work, prepare and do the things we need to do to make sure we win the game."

Bell: In 15th season, Broncos' Champ Bailey finally gets Super Bowl shot

Jarrett Bell
USA TODAY Sports
January 21, 2014

DENVER — Champ Bailey's eyes were watery; his voice cracked.

He showed all of the signs of a man choked up by emotion.

"I lost my voice, really," the veteran Denver Broncos cornerback insisted to USA TODAY Sports. "You know I keep my emotions in check. But all of this hasn't sunk in yet."

This was late Sunday, in a euphoric locker room after the Broncos secured a trip to Super Bowl XLVIII, after Bailey and teammates celebrated on the field before a sea of raucous fans dressed in orange.

Bailey, 35, has been in the NFL for 15 seasons. He's going to the Super Bowl for the first time.

It was rather cool to catch him in that moment. This has been a trying season for Bailey, once one of the NFL's most gifted athletes. Including the playoffs, he has played in just seven games this season while battling through a foot injury.

Time flies. I vividly remember when he broke into the NFL with Washington in 1999 as the hotshot seventh overall draft pick who eagerly became an understudy to eventual Hall of Famer Darrell Green. It was special how he picked Green's brains — in film sessions, on the practice field and about the playbook.

Now it's Bailey passing on knowledge to young cornerbacks.

I told him about the text-message that came in after the game from a giddy mutual friend of ours in D.C., urging me to give him a hug for her.

Rather than hug, we laughed.

Last week, she texted and told me not to call Bailey "Gramps."

He laughed at that, too.

"Everybody likes to tease me like that," he said last week, coming off the practice field.

Age is nothing but a number and something to use to make a point to the young teammates.

"When I tell guys I've been in the NFL for 15 years and never been to the Super Bowl, they understand," Bailey said as he dressed Sunday, widening his eyes for emphasis. "You've got to take advantage when you have the opportunity."

Bailey kept believing he would get to a Super Bowl, but he also came to grips with the possibility that he could wind up like Tony Gonzalez — the tight end who just wrapped up a brilliant, 17-year career — as a distinguished player who never reached the ultimate game.

"Tony, that's Example No. 1 in that category," Bailey said.

There is no shortage of aging Broncos relishing their first chance to win a ring.

The Broncos have 13 active players on their 53-man roster who are in their 30s.

Toward the end of Sunday's game, defensive end Shaun Phillips, 32, shared a moment on the sideline with cornerback Quentin Jammer, 34, to reflect. Phillips and Jammer, who played for years together with the San Diego Chargers, are also headed to their first Super Bowl.

"We just said, 'It's been a long time,'" Phillips said. "Especially for a guy like that. He's one of my best friends. He's been playing for 12 years. I've been playing for 10."

Phillips and Jammer played on several contending Chargers teams repeatedly upset in early playoff exits.

"When playing this game, you play to win Super Bowls," said Phillips, who joined the Broncos this season as a free agent.

"You want to make as much money as you can, go to as many Pro Bowls as you can. ... But you also want to win as many Super Bowls as you can."

Drawing even less attention is the path of 12th-year linebacker Paris Lenon, a 36-year-old on his eighth NFL team. And Lenon's tally is not padded by his two stints with the Green Bay Packers, nor by his time in NFL Europe with the Amsterdam Admirals or the stint in the XFL with the Memphis Maniax.

Then there's Wes Welker. He's been to two Super Bowls, but the New England Patriots came up short both times.

"I even told them last week," said Welker, 32. "I went to the Super Bowl in '07. I thought I'd be back the next year and the next year after that. It's hard. You've got to seize the opportunity."

No need to remind Bailey.

His résumé includes 12 Pro Bowls and selection to the All-Decade Team of the 2000s. And during an AFC divisional playoff game in 2006, he picked off a Tom Brady pass in the end zone and ran it back 100 yards — the longest non-scoring interception return in NFL postseason history.

The next week, Denver was upset at home in the AFC title game by the Pittsburgh Steelers.

Until now, Bailey never came close again to go to a Super Bowl.

"Now that it's here," he sighed, "I've got to go win this thing."

Super Bowl connection for Russell Wilson, Montee Ball

By Lindsay H. Jones
USA TODAY Sports
January 25, 2014

ENGLEWOOD, COLO. — When the Super Bowl kicks off next Sunday evening, University of Arkansas head coach Bret Bielema will sit down on his couch and make the easiest recruiting phone calls of his life.

What better pitch is there to a high school senior than being able to say, "See that quarterback starting in the Super Bowl? See that running back lined up with Peyton Manning? I coached them."

Bielema and the University of Arkansas are proudly boasting about Bielema's history with Seattle Seahawks quarterback Russell Wilson and Denver Broncos running back Montee Ball, two of the four playing in Sunday's Super Bowl coached by Bielema at the University of Wisconsin. The other former Badgers are Seattle defensive reserves O'Brien Schofield and Chris Maragos.

"We tweeted that out from Arkansas Razorbacks, and half of Wisconsin was outraged," Bielema said, laughing, during a phone interview with USA TODAY Sports. "But they're our former players, and I'm proud of it."

Bielema's departure from the University of Wisconsin last year was quite messy, but it didn't affect his relationship with his former players there, especially Wilson and Ball. Bielema says he is in touch with Wilson almost daily, and the Seahawks quarterback picked up Bielema and his wife and took them on an all-day tour of Seattle last year when the Bielemas had a 12-hour layover in the Pacific Northwest.

"My wife, he's her favorite player. He just makes you feel so special," Bielema said of Wilson.

Bielema said he began recruiting Wilson to Wisconsin after the quarterback was granted his release from North Carolina State by early May 2011. By that July, Wilson was on campus in Madison working out with his teammates. He was named a captain by the start of the regular season and led the Badgers to the Rose Bowl.

"We really got into a recruiting battle with us and Auburn, and I think Auburn was telling him it was all on him," Bielema said. "Quarterback run game, pass game, all that. We didn't ask him to come in and be the whole show, we just asked him to come in and command it."

After Bielema wraps up those recruiting calls, in advance of National Signing Day on Feb. 5, he won't be rooting for the Seahawks or the Broncos – but rather for big days from two players who were among the most beloved at Wisconsin.

Ball spent four seasons with the Badgers, and in 2012 set the NCAA record for career touchdowns, with 83. It wasn't always easy for Ball there, especially after losing the starting job as a sophomore. His breakout season came as a junior in 2011, and it wasn't by accident.

"He trimmed down a bunch of excess weight, redefined his body going into his third year, and that was the year that he broke out and turned into something pretty special," Bielema said. "We were gone as coaches in January and February, so it was a few weeks before we saw him, and everybody was like, 'Whoa, who is this guy?!' It was every drill, every start, every finish. He just took everything as a personal challenge and turned it into one of the greatest careers in college football."

Ball, drafted by the Broncos in the second round last April, is Denver's No. 2 tailback behind starter Knowshon Moreno, but he has played extensively during the Broncos' postseason run. That Ball has been the player Denver's coaches and Manning trust in crucial situations has been gratifying for Bielema to watch, especially given Ball's early fumbling issues. Ball lost a pair of fumbles in Denver's first three games, and a third in November. Ball fumbled only twice in more than 920 carries at Wisconsin.

"I remember I reached out to him and said, 'High and tight,'" Bielema said. "The part that was fun for me was that he had gone through a little bit of adversity early in his career, just like he did at Wisconsin, where he had to respond in a positive way."

"As a head coach in college, you don't get to watch much pro football, but I got to catch the tail end of the game last weekend, and he was in there in the fourth quarter when the game was on the line. Getting that first down was a triumphant moment for him for sure; you could see the excitement. I recognized that bounce right away when he got up. That was a pretty special moment."

It was special for Ball, too, as he picked up the final first down in the Broncos' AFC Championship game win last week against the New England Patriots.

"When I'm having the problems, I wouldn't have been in there," Ball said. "I lost confidence in myself. But the staff, they never lost confidence in me. They would just tell me that I've got to be more aware of it, and take it more serious, and I did. It just came back with trusting myself, and it being that important to me."

A Day in the Life of a Super Bowl Player

Broncos lineman Zane Beadles gives the tick-tock of his Super Bowl Wednesday: media, meetings, an all-out practice and, oh yeah—finding his sea legs

By Zane Beadles

SI.com/The MMQB.com

January 30, 2014

7:00 a.m.: I get up to the ring of the hotel telephone after 10.5 hours of sleep, which, let me tell you, is amazing. I'm in a king-sized bed at the Hyatt Regency in Jersey City. It's a standard hotel room, with a little couch and a nice little desk area. It's nothing big, but it serves its purpose for the week. The wake-up call comes from the hotel staff under request by the team.

7:20 a.m., breakfast: Breakfast is in a large, wide-open ballroom in the hotel with a buffet, a salad and fruit station, and an omelet table. That's where I load up—five eggs, chicken, bacon, watermelon, cantaloupe, hash browns. The staff is very professional; they let us do our thing and don't really treat us like they're fans. It's a safe haven for us where we can relax and hang out. I sit with the offensive line guys, an extremely close group. Sometimes tight ends or quarterbacks sit with us, or every once in a while a defensive line guy will join. Players are tired and starting to get going, so many of them are drinking coffee or tea, and then after breakfast packing in that first mouthful of chewing tobacco. I stick with tea.

7:50 a.m., team meeting: This meeting is very brief, with coaches giving us information on our obligation for the media of the day. We've got a 45-minute session on the boat, which is a 30-second walk from the hotel. Sometimes, in these scenarios, the team takes an opportunity to give us a heads up if there's a sensitive topic going around. They'll say, "Be ready to answer this." But I think our PR people are pretty confident and happy about how we conduct ourselves. They just say, "Good job on Media Day. You guys did great, so keep that up."

8:30 a.m., media session on boat: I show up downstairs at the hotel in a T-shirt, not thinking about the cold walk to the boat. Big mistake. [The Broncos' media sessions take place on-board a cruise ship, the Cornucopia Majesty.] Then I'm stumbling around on the boat trying to find my seat because it's moving a little bit—I have to get my sea legs. I do an interview with some guys from London who ask me about the possibility of an NFL team locating there. The guy has a son who's playing American football at a university over there and they have their championship game Sunday, so asks, 'What kind of advice would you give him for a game like this?' I say, "At the end of the day it's another game, so prepare the same way and play the way you have all season and you'll like the way it ends up." It's pretty shocking to me how many media members there are at the Super Bowl

and how diverse the group is. I didn't imagine this... You always hear stories about how it's a circus. But unless you experience it you can't really wrap your head around it.

9:00 a.m, position meetings: For the next two hours we sit in a brief offensive meeting in a large ballroom, followed by long position meetings. Offensive coordinator Adam Gase stresses the need to go out and have a good practice, to be physical, execute well and to have the right attitude. In our offensive line meeting we go over the new verbiage being installed, various tweaks to the game plan, and we watch tape. Unlike a lot of teams, there's nobody who flashed on Seattle's tape, because they're all special. They have a lot of guys who can be game-wreckers, and that's what makes them a very good team. There aren't one or two guys you can focus in on.

Position meetings usually are when we bring up who did what in the media that week, and the corresponding fine. As offensive linemen, we try to stay out of the media as much as we can, so anytime somebody has a big media thing we chat about that. I can't speak much about the system, but it's our deal. We donate some of the money to charity and we split the rest among ourselves and do something fun together at the end of the season. One last hurrah before everybody parts ways.

11:45 a.m., lunch: I run up to my room and grab the jacket I didn't wear because I'm an idiot. Lunch is chicken breast, peas and carrots, red potatoes with garlic and cheese, watermelon and water. It's a quick lunch because practice is at 2 p.m.

12:45 p.m., bus: The ride to the Jets facility takes 45 minutes. Everybody gets his own half-row to himself, so most guys listen to music, study film on their tablets or call people who've tried to call them the previous night or that day. It's your time to relax and get your mind ready for practice. I try to call a buddy, then listen to a Kings of Leon shuffle.

2:00 p.m. practice: Being in a new facility is one of several things that make Super Bowl week unique. Everybody has his practice routine, and most guys have it down to a science; you know, with this many minutes I need to be done with this and so on. A change of venue throws you off your rhythm because you don't know where everything is. At practice we work over recorded crowd noise played over speakers, and we always do it loud. Peyton Manning is demanding and businesslike, just like he's been all season long. Nobody wants to leave anything out there. There's very much a sense of that in every drill that you do, you're trying to work on the finer points of things more than ever. John Fox brings us together at the end of the two hours and says it was a good practice with great energy.

4:15 p.m., weight room: We do four circuits: shoulders, chest, core, back. The same zeal for detail we had on the field carries over to the weight room. Afterward we have two options—take the first bus back to the hotel or stick around and hit the cold tub, the hot tub or the sauna. Like many guys, I stick around and do everything. I'm sitting in the cold tub when I finally get a chance to look at Twitter and catch the best news of the day. Colorado Governor Hickenlooper has decided to temporarily name the 50-some 14,000-foot peaks of the Rockies after the 53 active Broncos in the Super Bowl. Everybody thinks that's pretty cool when I share the news. If we win, I've got to go take a picture on top of my mountain. [Beadles gets Mt. Harvard, Colorado's third-highest peak at 14,421 feet. Hickenlooper says Beadles and the other offensive linemen "are as formidable as the line of Collegiate Peaks."]

6:30 p.m., return to hotel: The offensive line decides on a New York pizza place that's come highly recommended: John's. We have two breakfast pizzas, a sausage, supreme and cheese delivered to the hotel. We meet in a players lounge set up for us here in the hotel and get to work. The pizza's really good, and we'd been looking forward to having some good New York pizza since we got here. We chat about families and go over the experiences we've had here so far. Two linemen, Chris Clark and Manny Ramirez, visited the memorial at Ground Zero on Tuesday, a place I visited in the offseason two years ago. It's such an impressive tribute, and you have to hold a lot of respect and sympathy for what went on there on that fateful day. That feeling touches your heart. It's a very somber experience, but I think it's one every American should go through.

7:00 p.m., wind down: After dinner, we play a version of spades for several hours before retiring to our separate rooms. It's a long day—12 hours of movement at the end of a 22-week season of football. The whole body aches, but the bye does some good, and the adrenaline that comes from just being here pulls you through. I don't think it's really set in yet—just how special this is.

Zane Beadles is a fourth-year guard out of Utah. He was named to the Pro Bowl last season and was the Broncos' 2012 Walter Payton Man of the Year nominee. This is his first Super Bowl.

Broncos DB Omar Bolden wants to make most of his opportunity in lineup

By Irv Moss
The Denver Post
December 16, 2013

It has taken Omar Bolden time to learn all the nooks and crannies in a new home on the football field, but it wasn't too late to earn him a new place on the depth chart of the Broncos' defensive backfield.

Bolden made the first start in his two-year career with the Broncos on Thursday night in a 27-20 loss to the San Diego Chargers. He moved ahead of Duke Ihenacho, playing free safety instead of cornerback, the position he played at Arizona State and his first season in Denver.

With two games to go in the regular season, it might seem late to be making lineup changes, but the Broncos (11-3), back in the AFC's No. 1 playoff slot after the New England Patriots lost to the Miami Dolphins on Sunday, are trying to shore up all phases of their game as the postseason approaches.

"You earn playing time," Broncos coach John Fox said of the move. "A player catches your eye in practice. It's a performance-based business, so they earn that right. I think Omar has."

Bolden didn't have much time to get used to his increased game activity. The 5-foot-10, 195-pound defender had played most of the game the Sunday before against Tennessee, a dramatic increase in playing time over the usual special teams play. The bumps and bruises he felt after playing the Titans clearly told him he had been heavily involved in the action.

"I definitely wished we had a couple more days to recover before we played the Chargers," Bolden said. "My body usually responds pretty well, but there's no doubt I felt the difference."

Fox didn't dwell on the short week.

"I'm not looking at that as an excuse," Fox said. "We have to perform. I think we lost our third game, not our 13th. We don't think the sky is falling. I think everybody in the league is trying to get better every day."

Bolden has 11 tackles, eight solo and three assists, this season. He also has returned two kicks for 44 yards.

"I've been given an opportunity, and I intend to take advantage," Bolden said. "I've been able to get more comfortable playing the safety position, and I've made some personal strides. I have high expectations to do well for the team."

Lev: Troy grad plays key role in record FG

By Michael Lev
Orange County Register
December 11, 2013

Aaron Brewer was somewhat reluctant to be interviewed for this story. Not because he's involved in any sort of controversy, but because he's a long snapper.

When long snappers do their job right, no one notices them. The only time they draw attention it's of the unwanted variety – for screwing up.

But this was a special occasion, so Brewer agreed to talk. Two days earlier, the Troy High graduate had played a critical role in a historic event: He snapped the ball that Denver Broncos teammate Matt Prater booted over the crossbar and through the uprights from 64 yards away – breaking an NFL record that had stood for 42-plus years.

In typical fashion, Brewer downplayed his part in the momentous field goal, which set off a raucous celebration at Sports Authority Field at Mile High.

"It was pretty cool," the second-year pro said by phone from the Broncos' training facility in Englewood, Colo., where they were preparing for Thursday night's game against the San Diego Chargers.

"Honestly, I didn't know it was the record until he made it and everyone started going crazy."

Brewer didn't realize a record was at stake because he's all about putting his head down – literally – and doing his job. One of the biggest keys to success for long snappers is consistency – making every snap the same, or as close to it as possible.

Snappers have to ignore the elements and circumstances – in this case, frigid weather (game-time temp: 18 degrees) and an opportunity to break a record set by Tom Dempsey in 1970 and tied by three others. Brewer has the ideal mental makeup for the position.

"The guy's pulse rate doesn't get above 30," said Chris Rubio, lead instructor of Rubio Long Snapping, who tutored Brewer, among several other pros. "That's what you want in a long snapper. That's what makes him so good. He's just so laid-back."

That demeanor was one of the traits which led Rubio to believe Brewer could have a long, prosperous career as a long snapper.

Brewer began snapping for Troy as a freshman, the winner of a tryout to perform a task that's a lot more technical and challenging than it looks. Brewer subsequently read a story about Tesoro High's Christian Yount parlaying his snapping skills into a scholarship at UCLA. (Yount now snaps for the Cleveland Browns.) The article mentioned Rubio. The Brewers reached out to the long-snapping guru, who began working with Aaron. Brewer possessed the requisite athleticism, size (he's currently listed at 6-5, 230) and aptitude to develop into a standout snapper.

"He listened very well," Rubio said. "He wasn't just hearing me, he was actually listening. If I said, 'Aaron, I need you to adjust your form a little this way,' he would always do it, and he never complained."

Snapping is not a natural or comfortable activity. Your view of the world is upside-down. But Brewer was used to overcoming adverse situations.

Brewer suffered from dyslexia as a youth. He went on to make the all-academic team in the Mountain West Conference four years in a row at San Diego State, where he majored in finance.

"He's a fighter. He doesn't quit," said Aaron's older brother Nate, the middle of the three Brewer boys. "He's really my idol, my hero. He's a stud, man."

Nate Brewer works with kids at Young Champions of America in Santa Ana. He often cites his little brother, an undrafted free agent out of college, as a positive example: "If you keep working toward your goals, you can make it. Sooner or later, an opportunity will present itself."

Nate and his brothers drew inspiration from their father, who recently retired after teaching in Garden Grove for 30 years.

"My dad always told us: 'Success is where opportunity meets preparation.' Not luck, success," Nate Brewer said. "Aaron prepared his whole life for that one opportunity to snap that field goal. He relied on that practice, that training."

That was Nate's perspective of the record-setting field goal. He watched it on TV from Fullerton with older brother Vince and some friends. Like the 76,554 fans at the game and most of the Broncos themselves, the group went berserk when Prater made the kick on the final play of the first half.

"I don't know if anyone was louder than we were," Nate Brewer said. "They could probably hear it in Denver."

Not every Bronco immediately celebrated. Having been reminded of the ending of the Auburn-Alabama game, Denver's linemen sprinted downfield to cover a possible return if the kick fell short.

If you watch the replay, you can see Aaron Brewer executing a perfect snap to holder Britton Colquitt. Brewer then takes off running – all part of doing his job.

“I turned around, and everybody rushed the field,” he said. “For me, I was just worried about getting the ball there.”

Broncos Q&A: Giving team the third degree

By Joan Niesen
The Denver Post
January 12, 2014

This season for the Broncos has been nothing short of a disaster on defense, at least in terms of injuries, and the secondary has been hit as hard as any group. One player who received an opportunity to play more — apart from his duties on special teams, where he's known as one of the NFL's best performers — is safety David Bruton. A fifth-year pro from Notre Dame, Bruton is touted by his teammates as one of the smart Broncos by virtue of his multiple majors and his alma mater. Here is a closer look at Bruton and what he's like off the field:

Q: I hear your teammates teasing you about your smarts. Is that your schtick in the locker room?

A: I think so. They say, "Bruton, you know everything, don't you?" Or they call me a nerd. Dawk (safety Brian Dawkins, who played for the Broncos from 2009-11) started it a couple years ago. Mike (Adams, another safety) says, "Brut, not everybody graduated with three degrees."

Q: What were your degrees?

A: Political science, sociology and a minor in Africano studies.

Q: What made you be such an overachiever?

A: You know, just a broad range of what I could potentially do (in the future): family law or sociology.

Q: So you were thinking past football, I take it. Was that one of the reasons you chose to attend Notre Dame?

A: My high school coach was a huge fan (of Notre Dame), then my dad fell in love with it when we visited, and I did too. Football wasn't what I was thinking of. I was just thinking of an education. I like to think of myself as more than a football player, so that's why I chose that school.

Q: Besides all of that studying, what were and are your hobbies?

A: In my spare time, I play Xbox, read, snowboard, offroading. I do all of it. Everything that a Coloradan does, I've done it all.

Q: What's the book you're reading now?

A: It's "Sniper Elite: One-Way Trip" (by Scott McEwen). It's about a couple of missions over there in Afghanistan and about a sniper doing a one-way trip trying to save this lady who was (a pilot). She got abducted, and she's a prisoner, and he's over there trying to get her.

Q: Is it a true story?

A: It's fictional, but I just finished "Lone Survivor." We saw the movie, and I was just intrigued with how in-depth the Navy SEALs get with all of their training. That's the closest to that kind of training I'm ever going to get. I'm not going to make it through it.

Q: You have a couple of tattoos. Which one is your favorite?

A: This one. (He points at one on his right shoulder.) Jesus is crying over the world. There's a lot of things that we can make a difference in. I actually drew this one when I was in college. I used to draw a lot when I was growing up and through college. It was what helped me stay up in class.

Q: How long does a tattoo that size — it covers much of your upper arm — take to get?

A: This one took two hours to do. All of the shading took a while. My back (tattoo) took five hours. I fell asleep when I was getting my back done. I took a nap.

About Bruton

2001-05: Attended Miamisburg (Ohio) High School. Played on offense and defense, though he was more of a defensive standout.

2005-08: Played at Notre Dame, where he was a starter in 2007 and 2008 as a junior and senior. His senior year, Notre Dame won the Hawaii Bowl, the Irish's first bowl victory since 1993.

2009: Drafted by the Broncos in the fourth round, 114th overall.

2009-14: With the Broncos. Earning a reputation as one of the NFL's best special-teams players. Re-signed with the team in March 2013.

Andre Caldwell quick to catch up

By Joan Niesen
The Denver Post
December 14, 2013

On Thursday night, the usual heroes were nowhere to be found.

Demaryius Thomas left the Broncos' locker room quickly. Peyton Manning, addressing the media at the podium, appeared frustrated, hamstrung. Wes Welker was absent, concussed since Sunday and held out of Denver's 27-20 loss to San Diego.

And so the media horde settled at Andre Caldwell's locker. Poor Bubba, he of the two touchdown receptions, six catches and 59 yards, he who led the Broncos' offense in every category. He was the hero on a night when heroes don't matter, but after a season sacrificing a bigger role for a spot on Denver's roster, he's not looking for pity.

He's looking for playing time, and it finally came Thursday, under the least desirable of circumstances. It came filling in for Welker.

Caldwell was on the field for more than half the Broncos' offensive plays, getting reps that would have otherwise gone to Welker. Tell anyone before the game that Welker's replacement would post the numbers Caldwell did, and to assume a Denver victory would be logical. You see, those numbers would come with the assumption that Julius Thomas was productive, and Demaryius Thomas, and Knowshon Moreno too, and maybe even Montee Ball.

The problem is, those assumptions were false. Julius Thomas, Demaryius Thomas and Eric Decker combined for only 136 yards receiving. Moreno and Ball, though they had 10 catches between them, combined to rush for only 18 yards. Add in the Broncos' inability to convert on third down — they went 2-of-9 — and the offense became stagnated.

It wasn't the Denver offense the rest of the NFL has come to fear.

And then there's Caldwell, who has the biggest game of his Broncos career and he can't even smile. When the questions are flying about how much the team missed Welker, it's hard not to feel a little bit sorry for the guy replacing him.

"Bubba Caldwell played excellent," Manning said. "He had a great route on his first touchdown, then a good job getting in the end zone. ... I think it tells you the confidence I have in him. Adam (Gase) called his number a couple of times, and I went right to him."

Caldwell deserves credit. He deserves that confidence. He's slogged through two years in a minor role to get his chance, and his performance Thursday proved he hasn't let up.

"We believe in Bubba," Julius Thomas said. "We see what he's able to do all of the time, but how do you get in? How do you find time out there on the field?"

As disappointing as Thursday's game was, the Bubba Show proved one thing: In this offense, the backups are ready, no matter when. Caldwell said he wasn't certain before the game how much his role would expand, and he was ready for anything. As one of Manning's receivers, he knows this: He had better be ready when his name is called.

So don't blame Welker's absence for the Broncos' struggles, or the Chargers' control of the clock.

Thursday was a night when the replacement, the mystery, was dependable, and the mainstays were miserable. It was bizarre, and the Broncos hope it never happens again.

Except, of course, for Caldwell. He's more than welcome to take another crack at being the hero, if given the opportunity.

Leukemia patient, Broncos DB share more than a name

By Stephanie Earls
Colorado Springs Gazette
January 18, 2014

When Carter Gates was 7, he discovered a passion for football.

Not just football, but the Denver Broncos. Not just the Broncos, but defensive back Tony Carter.

"With his name being Carter and having that on the back of the jersey, he thought it was so cool," said Carter's mom, Kelly Gates.

What began with a coincidence of names quickly turned to devoted fandom, and then to something deeper after Carter Gates got sick last spring.

At first, Kelly and Monty Gates thought their son had a stomach bug he couldn't shake. The boy was lethargic and nauseous, would rally for a few days, then fall sick. On April 30, not long after his eighth birthday, blood tests confirmed acute lymphoblastic leukemia, an aggressive form of blood cancer that most commonly strikes children.

The Gates were told to expect three-plus years of intense treatment by chemotherapy. The family began making regular trips from Colorado Springs to Children's Hospital Colorado in Denver, where Carter underwent up to five sessions a week.

"One of his favorite things to do when he went to chemo was wear his Tony Carter jersey," Kelly Gates said. "It made him feel strong and brave. I wanted to let Tony Carter know."

In July, she sent Tony Carter a Facebook message with a picture of her son wearing his No. 32 jersey while receiving chemotherapy. She wanted to thank the Broncos player for being a good role model and an inspiration. Without knowing it, he was helping her son get through chemo.

"I just wanted Tony to know, 'You made a difference,'" Kelly Gates said.

To the family's surprise, Tony Carter immediately responded with kind words and an invitation to a preseason practice.

When Kelly Gates shared the disappointing news that her son was too weak to attend, the football player adjusted course: How about a surprise visit at the hospital? On Aug. 30, Tony Carter came bearing gifts of Broncos gear - gloves, cleats, clothing, a signed game football - and spent several hours talking with Carter Gates as he received chemo.

"He just hung out with him. It was truly unbelievable," Kelly Gates said. "They chatted about everything from favorite books to football to who Carter was going to marry."

The two have kept in touch via phone calls and text messages. Each considers the other his hero.

"It's a feeling you can't really explain, to see a kid that's struggling with cancer. It makes my problems feel like not even problems," Tony Carter said. "I will always be around him and his family. That will never change."

Despite the ravages of the illness and the treatment, which involves frequent spinal taps, the boy's courage is an inspiration.

"Every time I see him, he's always smiling, happy. Even when he's not feeling his best, his spirit is great," Tony Carter said. "I'm just glad to be a part of it."

The fifth-year pro got the family tickets and field passes for an October game and visited with them before kickoff.

Prior to the Broncos' playoff victory last week, Carter Gates sent his hero a photo of himself wearing the gear Tony Carter had given him, with temporary team tattoos pasted to his bald head.

Below the picture he texted:

"Go Broncos! I'm ready to watch the game."

Tony Carter wrote back: "Sweet!!!!!!"

Chris Clark stepped in left, made it right

By Jeff Legwold
ESPN.com
January 29, 2014

JERSEY CITY, N.J. -- OK, so the job description wasn't all that great.

First, replace a Pro Bowl left tackle, the we-can't-lose guy the Denver Broncos signed to a five-year, \$52.5 million deal last summer.

Then protect quarterback Peyton Manning's blind side from a host of pass-rushers looking to get their hands on the future Hall of Famer and disrupt the Broncos' high-scoring offense.

Do all of that for a team that has had Super Bowl aspirations since July.

And, oh, don't screw up.

In a nutshell, that's what Broncos left tackle Chris Clark had tossed into his lap this past September when Ryan Clady, a three-time Pro Bowl selection, went to injured reserve. When the guy the Broncos often built their pass-protection schemes around, since Clady could go solo so often against the league's best rushers, went down, Clark was the one the Broncos turned to.

Clark had signed a two-year deal with the Broncos days before Clady moved to injured reserve. And suddenly a player who had started just six games in his previous three seasons with the Broncos was in one of the "foundation" positions. Broncos executive vice president of football operations John Elway, when asked what the foundation positions are, will routinely give quarterback, left tackle and edge-rusher as the top three.

"But I don't really feel pressure, I try my hardest to apply the pressure," Clark said. "It's about the job, it's not about 'Can he do it?' or 'Will I do it?' Being a backup, I felt that my back was against the wall and I still feel the same way -- guys look at me and they lick their chops. It's kind of what drives me to be successful."

There have been some bumps in the road for Clark to find himself in this spot. He was a Tampa Bay Buccaneers draft pick in 2008 and spent two years on the Minnesota Vikings' practice squad before the team waived him.

The Broncos claimed him off waivers a day later and Clark has worked his way into the Broncos' plans since. They've always liked what he's done in pass protection, his ability to work quickly in the team's no-huddle look, even as the Broncos have worked out of a three-wide receiver set 73.6 percent of the time in their 18 games so far.

As a result, the five offensive linemen are left to handle whatever the defense sends at Manning with the remaining Broncos in the formation usually in the pass pattern. During the regular season, no quarterback with at least 320 pass attempts was sacked fewer times than Manning. He was not sacked in two playoff games.

Manning was sacked 18 times in the 16 regular-season games, including six games when he wasn't sacked and five games when he was sacked just once. The Colts, with defensive player of the year candidate Robert Mathis working against Clark much of the time, had the most success with four sacks in Indianapolis' win on Oct. 20 at Lucas Oil Stadium.

Manning took several hard hits in the game, including a strip-sack that was forced by Mathis and another tackle from behind by Mathis when Manning re-aggravated an ankle injury that caused him to miss some practice time in the weeks that followed. Clark and the rest of the linemen were taking plenty of heat in the public domain at that point.

Or as offensive line coach Dave Magazu put it this week: "We were getting killed."

But the Broncos settled in during the weeks that followed, as did Clark. But given the Broncos spend so much time in an open formation on offense, it is no surprise their two edge protectors -- right tackle Orlando Franklin and Clark -- lead the offensive linemen in penalties. Franklin was flagged 11 times in the regular season, including one that was declined, while Clark was flagged seven times during the season, including four times over the past six games.

Still, with a 37-year-old quarterback coming off four neck surgeries, the Broncos would prefer their tackles take the occasional flag if it keeps Manning from taking an unnecessary hit.

"Chris Clark, who I think could be a starter for anybody else in this league, has been backing me and Clady up," Franklin said. "He stepped in for Clady in Week 3 and has definitely held his own."

In the Seahawks, the Broncos will see the most physical, active defensive front they've faced this season. Clark will likely find himself facing a combination of looks that put defensive end Chris Clemons, defensive end Cliff Avril or outside linebacker Bruce Irvin in front of him.

Clemons has been more of an early-down player, against some of the more power formations, while Avril and Irvin are two of the Seahawks' go-to guys in the pass rush. Broncos offensive coordinator Adam Gase said he makes no concession for Clark in the lineup at this point; what would be called with Clady in the game, against any defense, will be called with Clark, even in a Super Bowl.

"Chris has done a good job, we feel like at this point we can do what needs to be done," Gase said. "We run what's in the game plan and Chris, like the rest of the guys, have protected Peyton because they know that is job one."

"They rotate their guys a pretty good amount, so I watched film on all of them," Clark said. "... But this is an amazing feeling. As a kid, you dream of things like this and hope that this will come up one day. Now that it's finally here, man, I'm definitely enjoying it. You have to be about your business also, but I'm definitely enjoying the moment, because I know it's a short moment. [I'm] just going to take advantage of this opportunity."

Denver Broncos cornerback Marquice Cole pulls off the ol' switcheroo

By Patrick Saunders
The Denver Post
January 19, 2014

When the Broncos signed former Patriots cornerback Marquice Cole last week, conspiracy theorists had a field day. One theory: The Broncos signed Cole primarily to get inside information on the Patriots' defensive game plan. Although the Broncos contend that Cole was simply the best available cornerback to replace injured Chris Harris, the theory has some plausibility. The more outlandish theory goes like this: Cole is the equivalent of an NFL, Cold War-type double agent, sent to the Mile High City to spy on the Broncos. Ridiculous? Of course, but the legend of Patriots coach Bill Belichick and "Spygate" lives on. For the record, the 30-year-old Cole made it pretty clear why he signed with the Broncos just in time for Sunday's AFC championship game:

Q: What were you doing when you found out the Broncos wanted to sign you?

A: I was at home, in Illinois, just outside Chicago. I was watching cartoons with my son. We were watching "SpongeBob."

Q: What is your son's name?

A: Same as mine. He's Marquice Jr. He's 6.

Q: That's an interesting name and an interesting pronunciation (Mar-KWEECE). Does it mean anything special? Does it symbolize something?

A: Let me think of something cool, really quick. It means awesome. Great and awesome. (Cole laughs.)

Q: What do you like to do in your free time?

A: I just like having a good time, just chilling with my kids, watching TV. I'm a laid-back guy. I have two kids now. We had a girl in September, Marli.

Q: Is your son old enough to know about football? What did he think about you joining the Broncos?

A: It's funny. He asked me who I was talking to on the phone and I said Denver. I didn't even know he knew football like that. I said I was about to go out to Denver

and I was going to be on the Broncos. He said, "Daddy, you want to wear all of that orange?" I said, "Hey, if that's what I've got to do, that's what I'll do."

Q: New England fans on Twitter were upset, saying you were betraying the Patriots. But this is a business, right?

A: Of course. I'm at home and I get a call and I get a chance to contribute and make some money. So what am I supposed to say, no? When I got the chance, I had to take it.

Q: Do you think you can help Peyton Manning and the Broncos figure out the Patriots' defense?

A: When you have people like Peyton, I'm pretty sure he knows more about the defense than even I would. Same thing with (Patriots QB) Tom (Brady). What could I say to Peyton Manning, you know? What, "They're going to be in cover-one, they're going to be in cover-two, they're going to be in cover." He is going to do his scouting, which I'm pretty sure he's been doing before I even signed here, so there isn't much I can do to help out.

Q: You were with the Patriots less than a month ago. Will it be strange going up against your old team?

A: No. Once it's game day, it's game day. I'm no longer on that team, haven't been for a couple weeks now. I'm on this team and if my name is called, I'm going to go out and contribute as much as I can.

Q: Looking back, what do you think about your time with the Patriots?

A: Oh, it was great. Regardless of what happens, and me being released, that organization gave me a way to provide for my family. No ill will at all. I appreciate everything they did for me. They gave me the opportunity to do what I could for my family. There is no bad blood or anything like that.

About Marquice Cole

1998-2001: Attended Hillcrest High School in Hazel Crest, Ill., where he was a two-time all-conference, all-area and all-state selection as a cornerback. Team MVP in 2001, totaling 71 tackles, three forced fumbles, two fumble recoveries and four interceptions. He also played receiver, making 19 catches for 392 yards and five touchdowns.

2002-06: Four-year letterman as a cornerback at Northwestern (missed the 2004 season because of a broken ankle) and played in 43 games.

2007: Wasn't selected in the NFL draft, then signed with the Oakland Raiders.

2007-13: Spent his first two NFL seasons on practice squads with the Tennessee Titans and New Orleans Saints. In his five active NFL seasons, he's played in 64 regular-season games (two starts) with the New York Jets (2009-11) and New England Patriots (2012-13). Known for his speed, Cole has 36 tackles (31 solo), four interceptions and three fumble recoveries in his career. Was released by the Patriots on Dec. 26.

Colquitts are NFL's first family of punting

By Arnie Stapleton
The Associated Press
September 26, 2013

ENGLEWOOD, Colo. — Craig Colquitt, who won two Super Bowls with the Pittsburgh Steelers in the 1970s, feels like he handed down a family business to his sons Dustin and Britton.

The brothers each signed offseason deals with the Chiefs and Broncos, respectively, that made them the highest-paid punters in the NFL at nearly \$4 million a year — about 45 times as much as their father ever earned in the pros.

The Colquitts are to punting what the Mannings are to passing, and this first family of punters had an inauspicious start — a safety on the patriarch's very first punt at the University of Tennessee in 1975.

Craig was 21, having worked at a department store for two years after high school, and the Volunteers were playing Maryland.

Punting from his end zone, "I was so nervous, the ball hit my hands, hit my facemask and went straight up," Craig recounted. "And just as I grabbed it I could see this guy coming off my right side. So, I fell down and he fell on top of me."

Time to go back to stocking shelves, he thought.

"I really wanted to run out the back of the stadium because I figured this is the end for me," Craig said.

George Cafego, Tennessee's renowned kicking coach, instead greeted him with a hearty, "Great job!"

Those two words would be repeated many times over the next three seasons as Craig, driven by Cafego's vote of confidence, rewrote the school record book, averaging 42.5 yards per punt — a mark that would be bested by three more Colquitts.

His nephew, Jimmy, averaged 43.9 yards from 1981-84. Dustin averaged 42.567 from 2001-04 and Britton, 42.569 from 2005-08.

After Craig's senior year in 1977, Chuck Noll personally worked him out before drafting him in the third round.

By 1979, he had two Super Bowl rings.

He averaged 41.3 yards in six seasons in the pros, earning \$85,000 in his final year in 1984, before settling down with his wife, Anne, to raise a family in Tennessee.

He made a brief return to the NFL in 1987 when the players went on strike. He was in financial straits at the time and the chance to get back into the game — and more importantly, to earn an \$8,000 weekly paycheck — spurred him to cross the picket line.

In his one game with the Indianapolis Colts, he had the only blocked punt of his pro career.

That was the low point of an otherwise joyful journey across America's football fields.

Looking back, Craig, who's now a sales rep for a janitorial company in Nashville, said that safety he took as a sophomore in college was the turning point in his life.

"This was my opportunity to get a scholarship and take the financial burden off my parents," he said. "So, I really saw a lot of things go through my head that were all negative. It could have been a calamity and it wasn't. It was a great experience."

Had he been benched, he doubts he would have passed punting onto his sons.

He didn't push them, though.

After his playing career, Craig ran a punting and kicking camp and Britton helped him out but Dustin didn't.

"I was swimming in the pool when they were punting," Dustin said. "He wanted us to be two things, holy and happy, and that was good enough for him."

Two weeks before Dustin's senior year in high school, the football coach told him his kicker had gotten hurt and he also needed a punter.

"And he knew nothing about punting," Craig said.

So, Dad and baby brother gave him a crash course, and Dustin, who's left-footed and right-handed, which complicated matters, quickly caught on.

Craig was always a mixture of Coach and Dad to his boys.

"When the kid's trying to get up the steps, you've got to push them a little bit. Yeah, there was a little bit of that, a little parenting, but nothing like if you don't do this, you're not eating today," Craig said. "We did not live through our children. We lived with our children."

Britton said his father never pressured them to follow in his footsteps.

"It was the opposite. He didn't let us play football until high school. That was the rule. He taught us before that, and so it might look like it but I think he was just preparing us," Britton said, "and I think he knew that soccer was going to train us up, too."

Britton, who always wanted to play football, said Dustin's real reason for shunning the sport was "he didn't like tight pants. And then at his very first game, some girl whistled at him and said, 'Nice butt.' And after the game, he told my dad, 'OK, I think I can do this.'"

Good thing, because Dad was surreptitiously preparing him all along.

"The way we grew up he was always putting us in crazy situations where we had to kick a ball over a tree, so we'd already been in those situations," Dustin said.

It paid off this year when Dustin signed an \$18.75 million deal and Britton got an \$11.7 million extension.

"People tell me you must be proud," Craig said. "I'm glad they have jobs. They just happen to have exceptional jobs."

Broncos receiver Eric Decker comforts Arapahoe High students

By Benjamin Hochman
The Denver Post
January 18, 2014

Eric Decker has lived it, hidden in a dark library closet, quarantined by fear. The Broncos wide receiver has felt it, that feeling to which the students at Arapahoe High School can now relate. Sadly, they are not the only students who can relate.

"We didn't know what to think," said Decker, who hid for 45 minutes after the 2003 shooting of two students at his Minnesota high school. "Every girl was crying, every guy was trying to stay calm, and when they came and got us, we had to go across the street to the elementary school with our hands up. You see snipers on the top of the buildings, it's just surreal. That moment, you'll never forget.

"It changes your life in a second."

In the days after the Dec. 13 shooting at Arapahoe High, Decker recorded a video message to the school's students.

It was shown at an assembly, in the cafeteria and on the school's website. He spoke of unity, of grieving, of perseverance. Decker is a Bronco, but to many, he's now an Arapahoe Warrior.

"I just felt a connection," said sophomore Mitchell Pennetta, who, as Decker does for the Broncos, wears No. 87 for the Arapahoe football team. "It's been kind of hard to go through this — you never think it's going to happen to your school, but then it does. And to know that somebody else, especially someone as famous as Eric Decker, has gone through something similar, it felt comforting."

Feeling connected

Happiness comes cautiously these days at Arapahoe. But when the principal announced at an assembly that she had a video message from Decker, "Of course, all the girls are freaking out (because of his looks)," senior Grace Marlowe said, "and all the guys are freaking out for different reasons.

"It was nice because a lot of people are trying to relate to us — and it's really hard, and I get that — but to have someone really get it, to have made it though something (similar) and to offer words of encouragement and advice? It was very welcomed and very needed at that time. It was also kind of like another note of

optimism for all of us — he's doing great, so we'll be OK. We'll move on from it, and it's not going to be what people remember about us."

On Dec. 13, Decker was driving home from Broncos headquarters, listening to the news on the radio — a student had shot another student at Arapahoe.

"It brings back flashbacks," he said. "The library. Running out of the cafeteria. The gymnasium. You start praying for people."

Decker recalls the voice of his friend, as the two fled the cafeteria to the library, ran past the gymnasium and spotted the chaos: "That's my brother!"

On Sept. 24, 2003, a student shot and killed two other students at Rocori High School in small-town Cold Spring, Minn.

Decker was connected to both victims — one was a former teammate on the baseball team, the other the brother of his close friend, Jesse Bartell.

Decker was eating lunch with Bartell in the cafeteria when there was a sudden announcement. Code red. The two started sprinting, and that's when Bartell saw his younger brother, Seth, sprawled on the gym floor. The gunman, a disgruntled student, had also shot classmate Aaron Rollins.

Decker and 11 other classmates hid in the library closet. Meanwhile, gym teacher Mark Johnson had heard a loud sound, which he at first thought was a light fixture falling to the floor. If only it had been. Johnson came into the gym and saw bloodshed at the hands of a boy. Freshman John Jason McLaughlin stood there, armed, "and I started walking toward him," Johnson said. "He raised the gun at me and I stopped, took out my right hand and I just said, 'No!' I'll be darned, he discharged the remaining shells on the gym floor and dropped the gun."

Why did Johnson walk toward the gunman when so many people would run away?

"It's just one of those things I just reacted to," he said. "It happened so quickly. I don't know why I started walking toward him, but I did. And once he raised the gun at me, that's when I stopped. So I don't think I became a threat to him; that's the only thing I can think of. But he could have (shot me); he had seven more shots in the gun at the time. I grabbed the gun right away, and then I grabbed him."

Soon after, Johnson tried to revive Decker's friend Rollins.

"I can't get his eyes out of my mind," Johnson said. "We were doing CPR on him. But that didn't work. He was already ..."

For 1 minute and 55 seconds, the Arapahoe students were transfixed on Decker's words.

Welcome distraction"

You never imagine being in that situation," the Broncos star said in the video. "But through tough times like this, you've got to stick together — be it a shoulder to cry on, an ear to listen or a person to be able to hug if there's ever a grieving moment. And understand that everyone grieves at different paces."

At Arapahoe, the Broncos matter. Denver is Broncos Country, sure, and the city is clamoring for the kickoff to Sunday's AFC championship game against the New England Patriots, with a berth in Super Bowl XLVIII going to the winner. But for the members of the Arapahoe family, as the student Pennetta explained, "It's just a big deal to sit and watch our home team do well. It helps take your mind off all the events, all the news, all that kind of stuff."

For many, No. 18 is their favorite player. But at Arapahoe, No. 87 is their warrior.

Denver TE Joel Dreessen was born to be a Bronco

By Benjamin Hochman
The Denver Post
January 28, 2014

NEWARK, N.J. — One of the Broncos' biggest fans is actually a Bronco.

"It's freaking cool," said super fan Joel Dreessen, who played high school ball at Fort Morgan, college ball at Colorado State and now is a Denver tight end, speaking at Super Bowl media day. "In high school in 1997 and 1998, it was so awesome, rooting for those Super Bowl teams. It was a memorable part of sophomore and junior years. For me to maybe help them do that again? It's a dream come true."

I asked him if he remembered the first time he met John Elway.

"I do actually," Dreessen said. "In college, he was good friends with Colorado State coach Sonny Lubick. He was in the locker room at a game in Air Force, and I shook his hand and told him I was a huge fan. I remember it very specifically. And now he's my boss.

"Ed McCaffrey was also certainly one of my favorites. Shannon Sharpe because he played tight end and played it so well. Rod Smith, Terrell Davis – how hard he ran, how hard he hit the hole was really inspiring. And of course, John Elway. Everyone remembers him sacrificing his body in that first Super Bowl win. And those are the kind of plays that it's going to take to win this ball game. Those are things to think about."

Dreessen said 11 family members will attend Sunday's Super Bowl. Asked about soaking in the moments, he explained, "I have taken a few moments to reflect and appreciate it. It's not always like this. I've been in this deal nine years and haven't really come close."

Broncos Q&A: Rookie quarterback Zac Dysert

By Patrick Saunders
The Denver Post
January 26, 2014

It would take a major catastrophe for Broncos rookie Zac Dysert to play in Super Bowl XLVIII against the Seattle Seahawks next Sunday.

You know it, and he knows it.

But that doesn't mean the 23-year-old quarterback from Miami (Ohio) hasn't enjoyed every moment of his ride to MetLife Stadium in East Rutherford, N.J. Sure, he didn't take a snap during the regular season, and even his preseason playing time was sparse — 12-of-23 passing for 179 yards and one touchdown.

But he has sat next to Peyton Manning to watch game film and break down opponents. He has learned from the master. That's not a bad apprenticeship, especially for a guy whose hometown is Ada, Ohio, where the Wilson factory makes all of the NFL's footballs.

Q: You're wearing an Atlanta Braves baseball cap. Are you a big baseball fan, a big Braves fan?

A: Naw, I just like the hat. I'm a big hat guy and I feel kind of naked if I don't have a hat on. I've had this hat for years.

Q: What's the ride to the Super Bowl been like for you?

A: Obviously it's been awesome. I mean, to go your first year as a rookie? I don't think it's even sunk in yet. To make it to the Super Bowl is so hard. I mean, it's hard just to make an NFL team. I'm trying to enjoy the experience, but I know it's a business trip.

Q: What's it been like to get to know Manning and work beside someone that many consider to be the greatest quarterback of all time?

A: It's awesome, but it's something that's hard to put into words. He challenges you every day — he challenges everybody every day — and that's why we are so good this year. Everybody is accountable to themselves, and that makes everybody else accountable. I watch how Peyton practices, how he studies, how he handles himself off the field. I'm learning something from him every day.

Q: Do you get to see the fun side of Peyton?

A: Yeah. He puts in more work than anybody here, but at the same time, he knows how to have fun. He knows that you would drive yourself crazy if all you do is work, so he's found a great line between fun and business.

Q: What do you like to do in your free time?

A: I'm a big movie guy. I would go to the movies every night of the week if I could. I just love it. It's a great escape.

Q: What are the movies you have seen lately?

A: I saw "Devil's Due" the other day. It wasn't that great. I like scary movies, but it wasn't that great.

Q: What other movies have you seen recently?

A: I saw "Wolf of Wall Street." It was crazy, that's for sure, and it was way more than I expected. "Bad Grandpa" was probably my favorite, so far. I was in tears a couple of times because it was so funny.

Q. What's your experience been like since you've come to Denver?

A. It's been amazing. We have incredible weather and friendly people — more friendly than back in Ohio. It's sunny all of the time and I love to be outside. I went up to the mountains a couple of times, and went to the Garden of the Gods a couple of times. I just love being outside."

About Zac Dysert

2004-07: Was a star three-sport athlete at Ada (Ohio) High School (football, basketball and baseball) and received the Ohio Coaches Association's Art Teynor Award as Ohio's all-division football player of the year after his senior season. The quarterback finished his high school career with 11,174 yards passing, ranking second in state history, and 100 touchdown passes.

2008: Redshirted as a true freshman at Miami (Ohio) and was named the RedHawks' scout team offensive player of the year.

2009-12: Four-year starter at quarterback for Miami, producing a school-record 12,678 total yards (12,013 passing, 665 rushing). He broke Ben Roethlisberger's career record and finished second in Mid-American Conference history. He was the RedHawks' first three-time captain and passed for 73 touchdowns in his career. He threw for more than 300 yards in 19 games during his Miami career and tossed five or more touchdown passes in five games.

2013: Selected by the Broncos in the seventh round (234th overall) of the NFL draft. A game-day inactive for all 16 games as a rookie.

Broncos OT Orlando Franklin made major life choice early

By Mike Klis
The Denver Post
January 30, 2014

JERSEY CITY, N.J. — Orlando Franklin was 15, fresh out of jail for a second time and looking over a contract written by a mother who was determined not to lose her youngest son. "He wasn't listening," Sylvia Allen, Franklin's mother, said in her Jamaican accent Wednesday from her home in Queens, N.Y. "He was stealing cars, driving around. I wasn't worried, because he was a very smart kid. I knew he would eventually come around. He just was going down the wrong path and hanging around with the wrong people."

Franklin grew up to be enormous in size and right by the world. He is one Super Bowl game away from completing his streak of three consecutive seasons as the Broncos' starting right tackle. He is a young man with a troubled past who shares his story with today's youths in hopes he can influence one or two of them.

"When I was younger, I thought nobody was on my side, nobody would help me out," Franklin said. "I was a product of my environment. At one point in my life, I thought it would be cool to get arrested, because all my friends had already got arrested."

The first time Franklin was arrested, he was 13 and charged with robbery. Mom bailed him out the next day. The second time Franklin was arrested, he was 15 and charged with robbery and possession of a stolen vehicle.

Mom let him sit in jail for 13 weeks.

"The first time clearly didn't work when she came and got me," Franklin said. "The second time when she left me in there, I learned my lesson."

Football vs. hockey

Out of jail and back at home, Mom sat Orlando down. What do you want to do with your life, son? Franklin had played hockey his freshman year in high school. A defenseman, right-handed stick, pretty fair skater.

"I was a little bit of an enforcer," he said, smiling. "I tried to bully a little bit."

But he played football too, and his growing body that is now 6-foot-7, 315 pounds told him he was better suited for rumbling on ground than sliding on ice. The family had relatives in Florida, where football is a way of life.

But before Mom agreed to move her son down to the coastal town of Delray Beach, Franklin had to sign the contract.

He had to promise Mom he would never get in trouble again. And he had to promise to be a good boy.

Franklin honored his mom's pact. He graduated from high school and played four seasons at the University of Miami. Selected in the second round of the 2011 draft by the Broncos, Franklin signed a four-year contract that included a \$1.68 million signing bonus.

It wasn't the first contract he signed, nor was it the richest. It's not always money that defines the richness of one's life.

"A great guy," said Broncos left guard Zane Beadles. "I know a little bit about his past just from hanging around the guys, talking about how we grew up.

"You see it in football. I had tons of teammates in college who were from Compton or Watts, and the things they grew up seeing and being involved with. In my experience, a lot of those guys are the best guys and some of the best friends you could ever have."

Mainstay in lineup

Counting playoffs, the Broncos have played 53 games since 2011, and Franklin has started all 53. No. 54 will be Sunday against the Seattle Seahawks in Super Bowl XLVIII at MetLife Stadium in New Jersey.

He has remained the starting lineup despite injuries serious enough to keep other players on the sideline.

He started a few days after learning his half-brother from his father's side was killed in Jamaica.

Orlando was born in Kingston and lived there until he was 3, when his mother moved him and older brother Kieno to Toronto. What little Orlando knew of his homeland was enough to understand he couldn't go back.

"My brother was killed because he was doing the wrong things," he said. "Being that it is Jamaica, I was advised that I shouldn't go to the funeral because of what he was doing when he was killed.

"I was lucky to be with an organization like the Broncos, because they helped me get through it."

Playing that game that week (against San Diego) was probably the best thing I could do for that situation."

It could have worked out so much differently for Franklin and he knows it. Besides his mom, the contract and his own self-reflection, Franklin credits his older brother, Kieno, for his conversion.

"My brother had a lot of run-ins with the law," Franklin said. "He said: 'Look, we can't have two in the family have all this happen. I'm a screwup already. I've messed up so much. You have an opportunity to stop messing up.' "

Ihenacho's unlikely path to Super Bowl XLVIII

Michael Martinez
FOX SportsWest
January 24, 2014

Duke Ihenacho spent most of last season on the Broncos' practice squad, but next Sunday he'll start at strong safety when the Broncos take on the Seahawks in Super Bowl XLVII.

Duke Ihenacho's road to the Super Bowl was not a straight line. It was an uncertain and wildly unpredictable path, from start to finish.

Ihenacho, the Denver Broncos starting strong safety, didn't begin playing football until his junior year at Serra High in Gardena. He played his college ball at San Jose State, not at a major program. He wasn't drafted into the NFL and spent most of last season on the Broncos' practice squad.

Yet here he is, one week from the biggest game of his life, a kid from Carson going to New York to play in pro football's ultimate showcase.

"It's definitely surreal," Ihenacho said in a phone interview. "It's not something I expected to happen so quickly."

But it has. Ihenacho, 24, emerged as a starter in only his second season and finished with 72 tackles, third on the team, in 14 starts.

His coach at Serra, Scott Altenberg, has watched it unfold with amazement.

"It's unreal," he said. "I've never been a Broncos fan ever, but I've been watching every game and trying to see what Duke's doing."

The fact Ihenacho is playing at all is surprising. He took up the game as a dare.

"I had a couple of friends in high school that said I couldn't play football, so just to prove them wrong, I tried," he said. "I wasn't serious at the time, but after the first practice I kind of liked it. So I stuck with it."

He was raw. With no organized football in his background, Ihenacho had to learn the game from the ground up. But he developed quickly, playing wide receiver and free safety at Serra and even drawing attention from college recruiters.

"That's the crazy thing about him," Altenberg said. "He came out and we're looking at him going, 'First year player as a junior. Hopefully, we get some work from him

on special teams, nothing that's going to require a lot of thinking.' But from day one, he just soaked it up."

It seemed only natural. Although Ihenacho preferred basketball, his older brother Carl played briefly with the Oakland Raiders, and his younger brother Glen was a highly recruited safety at Serra last season who recently committed to Oregon.

"I'm pretty competitive, and I knew that all I needed was an opportunity."

-- Duke Ihenacho

And although he played wide receiver and safety, it was defense that seemed to be Duke's calling.

"He liked to knock people down," Altenberg said, laughing. "He had such a great anticipation to getting where the ball was going. He's like a rebounder in basketball. He was one of those guys that just have that feel for where it's going to be and how to get there. He was so good at it."

At San Jose State, Ihenacho blossomed. He was all-WAC three times and is the only player in school history to be selected all-conference at two positions, linebacker and safety.

Projected as a fourth-round NFL pick, he went undrafted.

"It was disappointing," he acknowledged, "but I got over it pretty fast. I just know what type of player I am. I'm pretty competitive, and I knew that all I needed was an opportunity. As long as I got one, I wasn't going to let anything else ruin my mood or discourage me. I knew playing in the NFL was still on the table."

Signed as an undrafted free agent in May 2012, Ihenacho played in two games as a rookie but spent the rest of the season on the practice squad. This season, in his first career start, he had a team-high 12 tackles (11 solo) Sept. 5 against the Baltimore Ravens. He sat in Week 14 after struggling in coverage but played the final three regular-season games.

He has come so far so fast that it he sometimes can't comprehend how quickly it has all transpired. But he knows that it wasn't just luck.

"It's working hard and believing in yourself and developing confidence," he said. "It sounds kind of cliché, but it really is true. If you work hard and have that confidence that you belong here, everything will fall into place. I think that's what I had."

Accident Reminds Irving to Cherish Opportunity

By Gray Caldwell
DenverBroncos.com
January 28, 2014

Linebacker Nate Irving has gone from fighting for his life to preparing to play in the biggest game of his life.

NEWARK, N.J. -- As hundreds of media members swarmed the floor at the Prudential Center for the Broncos' Media Day, linebacker Nate Irving took time to reflect.

A starting linebacker on the AFC-champion Denver Broncos, Irving is set to play in the biggest game of his life.

But all of that was just a pipe dream in the early morning of June 28, 2009.

"I was leaving my house at like 2 in the morning just to go back to school," Irving recalled. "It was like an hour drive, an hour and 15 minutes, and I just fell asleep driving. I don't remember too much of what happened from that night, but I fell asleep driving and overcorrected and ran off the road."

His truck flipped over, collided with several trees and caught on fire.

Somehow, the then-college student was able to crawl out of the truck into the grass, where he laid for nearly an hour.

Fortunately, someone saw the accident happen and called for an ambulance.

"I just woke up in the hospital with tubes and neck braces," Irving said.

He had suffered a broken rib, a separated shoulder, a punctured lung and an open fracture in his lower left leg.

So it would make sense if football was the farthest thing from his mind at that moment. But it wasn't.

"No, that was the first thing I asked," Irving said. "'Will I be able to play again?' The doctor told me, 'Don't worry about playing right now.' When you hear something like that, it's like, that's it."

But that was far from it.

He spent the next season off the football field and in the training room, rehabbing his barrage of injuries.

By the time his senior season rolled around, Irving said the fact that he didn't remember much of the accident -- or even the pain -- made it feel like he was "just coming back from a sprained ankle, just a little bit more serious."

He started every game for the N.C. State Wolfepack that season, tying for the team lead in tackles.

"When I went in there to work him out and he had already recovered from that leg injury, in my mind I thought how fast he battled back from that injury showed me something," Broncos Linebackers Coach Richard Smith said.

So much so that Denver selected Irving in the third round of the 2011 NFL Draft.

He played in all 16 regular-season games as a rookie and 15 in each of the past two seasons -- but this year he has notched his first starts on defense.

When fellow linebacker Von Miller suffered a torn ACL that cost him his season, Irving stepped right in.

"I've been so proud of him because he's not just done a good job, he's done a great job in terms of his role, taking over for Von," Smith said. "He's done a remarkable job. Is he the pass-rusher? He's not in that role, he's not that kind of guy, but who is that kind of freakish athlete? But he's done a wonderful job. I like that his personality's starting to come out. Really close-knit (with the defense), he's very coachable and he's done a tremendous job."

Team captain Wesley Woodyard echoed Smith's praise.

"It's exciting to see Nate get an opportunity," Woodyard said. "He's been making plays and that's what Nate does. He makes plays come game time."

It just so happens that the next game is the Super Bowl.

And with the accident still in the back of his mind -- and on his arm, as he sports a "6-28-09" tattoo -- as a motivator, Irving is ready to tackle that next challenge.

"A lot of people don't know the story," he said. "It wasn't easy. I always want to share my story because I figure maybe somebody else is going through something and me sharing my story and showing what I came through will give them a little boost."

"I'm just sitting here thinking about how blessed I am just to be in this situation. I'm grateful for it. Now I just want to take full advantage of the opportunity."

Malik Jackson playing key role on Denver Broncos' defensive line

By Irv Moss
The Denver Post
January 11, 2014

Malik Jackson handled the question without hesitation. His answer might help calm the nerves of fidgety Broncos fans wondering whether it could happen again.

Jackson, a Denver defensive end, immediately knew the reason for the question when he was asked if the defense has been worked on stopping the Hail Mary pass. He didn't need any reminders of Baltimore quarterback Joe Flacco's 70-yard touchdown pass to Jacoby Jones against blown coverage that allowed the Ravens to tie the score at 35 with 31 seconds left in the fourth quarter a year ago. The Ravens won 38-35 in double overtime in the divisional-round playoff game at Sports Authority Field at Mile High.

"We've worked on that all year in practice," Jackson said of defending the Hail Mary pass. "We worked on it last year. They just made a play. It makes you upset when they do that, when you've practiced stopping it."

The Broncos face a different set of challenges Sunday against San Diego — namely, slowing what has been a potent Chargers running game. The 6-foot-6, 290-pound Jackson is a key figure in Denver's defensive game plan.

"This year has been a huge year for me," Jackson said. "I came in wanting to show what I had learned (as a rookie last year). I started out playing sparingly. I started earning more playing time. I gradually grew up, and the season kind of went the way I thought it needed to go."

Jackson leads the Broncos in tackles for lost yardage (11) and in quarterback hurries (15).

Denver coach John Fox has been pleased.

"I think he has improved tremendously," Fox said. "He and (rookie) Sylvester Williams have both improved a lot. Our young guys have gotten more time, some of it due to injuries, some of it due to their getting better. They improved a lot in practice and both have stepped in and done a very good job."

Jackson looks at his season as only a beginning of what he can do.

"I'm just barely there," he said of his place on the Denver defensive front. "I have some qualities and traits, but it's the guys around me. They draw the double-teams, and that allows me to show what I can do."

But he's been around long enough to start to feel that he belongs.

"You have to be un- comfortably comfortable in this business," Jackson said.

"There's always somebody else who wants what you have."

Fox is confident his team has made strides on defense since a 27-20 loss to San Diego on Dec. 12.

"I believe the goal of every team is to improve every week, every day," Fox said.

"That doesn't change whether it's preseason, regular season or playoff season."

Jackson said the Denver defense is coming together as a unit. He said the Broncos will try to stop the San Diego running game and force veteran quarterback Philip Rivers into longer down-and-distance plays than they did when the teams last met and the Chargers gained 177 yards rushing.

"We have to stuff their run game," Jackson said. "We'll see what Philip Rivers can do then."

Broncos' Steven Johnson jumps into spotlight with special-teams play

By Joan Niesen
The Denver Post
October 6, 2013

A week ago, Broncos linebacker Steven Johnson would sit at his locker and joke with teammate Adrian Robinson that not a single media member had a clue who he was. On Wednesday, those same media members swarmed Johnson's locker. Johnson was three days removed from his big special-teams score against the Eagles, when he blocked a punt and returned it for a touchdown, and to magnify the interest, fellow linebacker Danny Trevathan had injured his knee in practice that day, perhaps opening up more playing time on defense for Johnson. Trevathan's MRI eventually came back negative, but he's questionable to play Sunday, which means Johnson might get his chance at some defensive reps. In his first 15 games — 11 in 2012 and four in 2013 — with the Broncos, the linebacker has played primarily on special teams, but now that you know his name, it's time to learn a little bit more about that guy who blocked that punt.

Q: That must have been a big moment for you, to cross into the end zone Sunday. When was the previous time you scored a touchdown?

A: I played running back and receiver in high school, so I was always just running the ball. That was cool, but I can't remember ever blocking a punt or field goal or anything like that, so doing that was pretty awesome. To tell you the truth, it still hasn't hit me that I scored.

Q: You're from Pennsylvania. Did you grow up an Eagles fan?

A: Yep. I was a die-hard Eagles fan. It did (make it more special). I got back in the locker room, and I had about 38 text messages. My Twitter was blowing up. Everybody was like, "Man, I'm so proud of you, but why'd you have to do it against the Eagles?" The Eagles were my favorite team growing up, so I went over to (Michael) Vick after the game and shook his hand. My roommate at the combine was (Eagles linebacker) Mychal Kendricks, so I knew that team pretty well.

Q: So, when you're not scoring special-teams touchdowns, what's your favorite thing to do away from the field?

A: If I'm not playing football, usually during the season I'm just relaxing, playing video games or something like that. I play paintball a lot, and I love fishing. I play basketball. I haven't played in a while, but I do. I pretty much do anything, anything out-doorsy. I've gone snowboarding before, didn't really do too well. I don't know, I just do whatever I feel like in the moment, but paintball, I really like

playing paintball. I get the same rush as I do playing football. I just actually went paintballing with a whole bunch of little kids last Tuesday.

Q: How did that come about?

A: I wanted to go paintballing with some little kids. My publicist, she set it up.

Q: Did you have to hold back on them a little bit?

A: No, not really. To tell you the truth, I got hit in the back pretty good. I've probably still got the welt on my back. I was standing ... probably 3 feet away, and this kid just hit. It technically is against the rules, but he's about 11 or 12, so I just let him go. But it hurt really bad.

About Johnson

2008-11: Steven Johnson played in college at Kansas, gaining big playing time as a junior and senior. His final season for the Jayhawks, he racked up 120 tackles and forced two fumbles.

2012: As an undrafted rookie, he played in 11 games, amassing 10 special-teams tackles and leading the team in that category.

2013: Johnson has played in all four of the Broncos' games on special teams, and blocked a punt and returned it for a TD against Philadelphia.

Terrance Knighton's time has finally arrived

By Joan Niesen
SI.com
January 31, 2014

Just days before the Broncos left Denver for New Jersey and the Super Bowl, Terrance Knighton took Sylvester Williams to the mall.

The two defensive tackles had formed a close bond over the course of the season, with Knighton helping ease the rookie's admittedly slow transition to the pro game. Knighton considers the younger player something of a brother, and that day, he took him to pick out shoes.

In the store, televisions quietly broadcasted the news. As Williams perused, he noticed that a sports segment had begun, and then he saw Knighton's face, and then ... "Turn up the TVs," Williams told the store clerks, and they did. "That's this guy." He pointed at Knighton, who could do little more than shrug.

"I'm a humble guy," Knighton said. "I don't really need a lot of attention. Just him being like a little brother to me, I'm pretty sure he enjoyed it, and that motivates him."

This is the lesser-known side of the player affectionately known as Pot Roast who's lumbered into the spotlight this postseason, a 6-foot-3, 335-pound quote of a man with a nickname straight out of central casting. We've heard about the moniker -- Knighton was a quick decision away from being known as Shrimp Alfredo -- and seen his impact on defense, but this is another thing all together. This is Pot Roast the mentor, the sounding board, the player who's been served adversity on a heaping platter -- and he's happy to talk all about it.

He's the kind of star Super Bowls mint in January: talented, overlooked, funny.

This star-making has been a long process, though, and it hasn't been easy. Knighton's first four seasons in Jacksonville, a cradle of NFL dysfunction, are common knowledge, as are his battles with weight and the 2012 eye injury that nearly ended his career. Those are just the latest, though, the final hurdles before Pot Roast burst onto the national scene.

Before Jacksonville, before those treadmills and shards of glass, there's another chapter, the story of a kid who couldn't catch a break and what he achieved in spite of it. It's ready-made inspiration, a football fairy tale, except this princess is hulking and square, goateed and overflowing from his jersey.

When Terrance Knighton arrived at Milford Academy in New Berlin, N.Y., in 2004 to play his senior season of football, he wanted to line up as a tight end or receiver. Yes, the man whose hips are so wide they cause teammates to pause in awe wanted to catch passes. He wanted to run. Coach Bill Chaplick wouldn't have it, though, and he convinced Knighton to focus on defense. Knighton acquiesced, and he got better. He got really good, in fact, Chaplick said, only it was a few games too late. Knighton had two offers in hand, one from Temple, the other from the University of Central Florida, but toward the end of his senior season, bigger schools started to notice. The University of Miami, in particular, became a fan, Chaplick said, in part because teammate Antonio Dixon had signed there. Problem was, the Hurricanes were out of scholarships.

Timing had become Knighton's worst enemy.

In the end, the defensive tackle was Temple-bound after failing to qualify academically at UCF, and there again, he was a bit too late, or perhaps a bit too early. The 2005 season, Knighton's freshman year, was Temple's first after being kicked out of the Big East. The school had come close to cutting its football program, then-coach Bobby Wallace believes -- "When you're the coach, and the president asks you what to do with players if there isn't a football team next year, you've got to feel there's a chance [there won't be]," he said -- and recruiting was a nightmare. Wallace was left with players like Knighton, who couldn't qualify, who were perhaps too small or too fat or too something, and as a result, they went 0-11 in 2005. The next year, with Al Golden as coach, the Owls improved, but barely, to 1-11. In Knighton's final two seasons, the team combined for nine wins, certainly better, but far from awe-inspiring.

By the time Knighton entered the NFL draft, Temple hadn't had a player picked since 2005, four years earlier. That had been the end of a streak in which the Owls had at least one player picked in four out of five drafts, and by 2011's draft, they were producing NFL talent once again. Knighton's four years were the program's worst stretch. Timing, timing, timing.

In spite of it all, the Jaguars selected Knighton 72nd overall in the 2009 draft, earlier than most expected. On paper, he was a risk. He was too heavy, for one, and hailed from a program not known for churning out early-round talent. Things started out slowly, but the rest is history. After four years in Jacksonville, Knighton wanted out, and the Broncos didn't have to offer much. A two-year, \$4.5 million deal was all it took to bring him to Denver, where he quietly burst onto the scene.

In September, Knighton's space in the back corner of Denver's locker room was distant real estate. As fall descended, his booming lisp could occasionally be heard during media availability, and by Thanksgiving, all bets were off. Denver, at least, knew what it had. On a shaky defense, Knighton was solid, and on the quietest days in the locker room, he'd entertain a stream of cameras and recorders. It was building, building, building, the myth of Pot Roast -- the wide-hipped defensive

tackle whose favorite movie, Matilda, is something of a fairy tale itself -- until it exploded the afternoon of the AFC Championship.

"Terrance really responded at a time when we needed him the most," Broncos defensive coordinator Jack Del Rio, who was Knighton's coach for three seasons in Jacksonville, said. "We lost five or six key guys throughout the course of the year. ... Basically it became, 'Look we really need you to step up and not just play well. We need you to step up and lead.'"

For once, timing was on Knighton's side, and with the Broncos defense posting its best four games in the weeks leading up to the Super Bowl, he's gained the attention his teammates know he's deserved all season.

"Now he's finally starting to get the notice," Williams said. "He should have gotten it a long time ago. He's a great player."

For years, Chaplick has wondered what if. The Milford Academy coach is still struck by how much Knighton improved in his senior season, still saddened that it came too late. "If he'd just gotten a little better sooner to that point," Chaplick wonders, "he'd have been at Miami, and who knows what could have happened?"

That question had reason to haunt Knighton as recently as a year ago. What if? What if attending Miami would have made him a higher draft pick? What if he hadn't had to slog through those four years in Jacksonville? What if the eye injury had never happened? What if, what if, what if?

None of it matters anymore. Dixon, the highly touted Milford teammate who attended Miami, went undrafted the same year Knighton was picked in the third round. Jacksonville was terrible, but it was motivation to bolt, and Knighton did. The struggles were for something, after all, and now the Super Bowl sits days away from Knighton's grasp.

The timing couldn't be better.

Lenon's 14-year football odyssey rewarded with Super Bowl

By Craig Morgan
FOX Sports Arizona
January 23, 2014

Denver Broncos middle linebacker Paris Lenon owns an odd distinction. He is the only active NFL player to have played in the XFL, the alternative and ill-fated league run by World Wrestling Entertainment CEO/Chairman Vince McMahon, where the rules were as scant as the cheerleaders' outfits and the pre-game coin toss was replaced by two players sprinting to, then wrestling for a ball on the ground to determine possession.

"I do look back on that league, but it's only because people bring it to my attention," said Lenon, who took a short trip home to Arizona to see his wife (Heather), kids (Paris, Amirah and Jalen) and his dog (Millie) this week before the Broncos head east for Super Bowl XLVIII in East Rutherford, N.J.

"It was so long ago I don't remember much about that league. I kind of exist in the moment; not in the past or the future. I know it kind of annoys my wife because she likes to plan ahead, but I just don't function that way."

Lenon's approach was probably best for his mental health. Given the stops and starts on his 14-year football journey, it would have been easy to get discouraged.

He wasn't drafted out of the University of Richmond but signed with the Carolina Panthers as a rookie free agent, beginning his pro football odyssey. The Panthers released him at the end of mini-camp and he spent the year out of football working as a substitute teacher and in a post office, sorting mail at night so he could train during the day.

He signed with the XFL's Memphis Maniax for the league's one season of existence.

Following that season, he signed with the Green Bay Packers in April but was waived after just three months. Seattle signed him one month later, then waived him after 11 days.

Lenon re-joined the Packers' practice squad before the team's final 2001 regular season game and one playoff game, but after the season, he was assigned to play for the Amsterdam Admirals of NFL Europe.

Amsterdam was a greater adjustment than any Lenon has experienced. The fans all had whistles, few really cared about American football and there were plenty of distractions in one the world's most liberal cities.

"I wasn't interested in any of that stuff," Lenon said, chuckling. "I just wanted a chance to keep playing football."

Lenon finally made the Packers' active roster in 2002 and played mainly on special teams. He started four games on defense in 2004 and 12 in 2005 before signing a three-year deal with Detroit, where his career took off.

Over the next seven seasons with Detroit (three years), St. Louis (one) and Arizona (three), Lenon recorded more than 100 combined tackles five times, with a high-water mark of 124 (94 solos) for the Cardinals in 2010.

Despite his play, Lenon endured a lot of losing, including an 0-16 mark with the Lions in 2008 and a 1-15 record with the Rams the following season.

"I don't think about my career in a negative way," Lenon said. "Every year was just a step. As a player, you gain more experience and knowledge every year, so I never thought about how bad I had it. I always thought I was fortunate to be playing."

Lenon's difficult football path has certainly honed his work ethic and attitude, but Jeff Pultz, his defensive coordinator at Heritage High School in Lynchburg, Va., said both have been there since Lenon was a kid.

"Sometimes athletes are high-maintenance people who want attention, but not Paris. He preferred to be in the shadows and just go on about his business," said

Dear Mr. Manning ...

By Laurie Lattimore-Volkmann
The Denver Post – Guest Commentary
February 6, 2014

I am not a sports reporter, not an NFL analyst, not a former player.

I've never studied film, and I've not catalogued all the best and worst moments in football history.

I know the game of football well, though I still can't figure out why you can challenge a first-down spot but not a pass interference call.

What I have done is played some seriously rugged flag football games, donned blue and orange every Sunday from August to January for the past 43 years, sat through some unbelievably frigid games at Mile High (once while 7 months pregnant) and cheered for the Denver Broncos since before I can remember ... even during the heart-crushing games.

I even named my beloved Black Lab after John Mobley (who I still believe is responsible for saving the Broncos' victory in Super Bowl XXXII against the Packers).

And most proudly, I am a mom of two little boys who adore their No.18 jerseys and can't wait to find out "how Peyton Manning's team did?" every Monday morning.

So I am undeniably biased.

And it is because of my bias — and lack of NFL analysis experience — that makes me far more qualified to talk about your legacy than any of those analysts, former players, coaches and commentators (I'm looking at you, Mike Greenberg and Cris Carter).

They operate in a world where urgency dictates everything, and controversy and sensationalism make the headlines.

No, I am more qualified because I am a mom.

I actually understand — on the most basic level — what legacy truly means.

Legacy is something handed down that matters. It is something that matters to young players and athletes and kids looking for mentors to help them find their way.

You don't hand down Super Bowl trophies. You don't hand down NFL MVPs or franchise records. And you don't hand down touchdowns, statistics or win-loss records.

You hand down an example of work ethic, of courage to come back after a career-threatening injury, of humility in victory and graciousness in defeat, and of perspective on one's own accomplishments. That legacy matters, and that's why yours is untarnished even — and especially — after Sunday's loss.

It matters that you're professional in the way you talk to reporters.

It matters that you give credit to others — coaches, teammates, mentors.

It matters that you don't give up in a bad game and keep fighting no matter the odds.

It matters that you take time to write hand-written notes to fans and sign autographs — even after crushing defeat.

It matters that you know the difference between being embarrassed by your team's performance and just not being the best team on the field that day.

And it matters that you meticulously prepare to play the game ... and encourage everyone around you to do the same.

I doubt you take stock in what those analysts say about your legacy (no doubt a trait your father has clearly bestowed upon you and your brothers), but I want you to know that this mom of two young boys who already recognize you're different from the others, believes your legacy has never been stronger.

And I'm confident thousands of others agree with me.

Whether you win another game, your accomplishments in football are nothing short of remarkable — alongside many other outstanding players. But it's your character that sets you apart from so many of your predecessors and peers.

And that's a legacy that matters.

Laurie Lattimore-Volkmann is a journalism professor, blogger, mom and a Broncos fan. A native of Colorado and a graduate of Rocky Mountain High School, she was the Colorado Scholastic Press Association high school journalist of the year in 1988.

Peyton Manning enters Super Bowl with new perspective on career

By Michael Rosenberg

SI.com

February 1, 2014

NEW YORK -- Peyton Manning is back in the Super Bowl, playing as well as he ever has. But he is not quite the same. Let Tony Dungy explain.

Dungy coached Manning in the meat of his career, the glory years in Indianapolis. On Saturdays, Dungy would let the players' spouses and children watch practice. Most players appreciated it, but most players are not competitive piranhas like Peyton Manning.

"Peyton would always come to me," Dungy said, "and say, 'We need to change this. We need to have the kids stay in the cafeteria. We need to concentrate on Saturdays. It's our last practice before we're playing.' I'd always say 'Yeah, I understand that. But this is a special routine.'"

Last year, before Manning's first game in Denver, Dungy talked to the Broncos' Brandon Stokley, his former receiver with the Colts. And Stokley told him Manning looked like the Peyton they knew in Indy, but something odd had happened. Manning had asked Broncos coach John Fox to open Saturday practices to the players' families.

* * *

On the eve of his third Super Bowl, at the end of his 16th season, what makes Peyton Manning a great football player? There are many ways to answer that. Here is one: He is a master at disguising what matters and what doesn't.

This is how he fools defenders, creates openings, and leads his team down the field. He does it in many ways. Before the Colts played the Steelers in 2005, Manning told Dungy, "I know I'm going to get these guys." Assistant coach Bruce Arians had left Indy for Pittsburgh, and Manning knew Arians would share his famous pre-snap hand signals with the Steelers. So on the first play of the game, Manning signaled for a run. Steelers cornerback Ike Taylor bit.

But of course, on this day, the signal did not mean what Taylor thought it meant. Manning hit Marvin Harrison for an 80-yard touchdown.

After Dungy retired, he watched Manning play the New England Patriots. In the first quarter, Manning called "Storm!" at the line: Running play. The Patriots stopped it. Dungy was confused. Why did he call for a run against that formation?

Dungy got his answer later in the game. Manning called "storm" again. The Patriots went to stop the run again. But of course, Manning had changed the meaning of "storm." He hit Dallas Clark for a long completion.

The smartest baseball hitters set up a pitcher; they will swing and miss at a pitch so they get the same pitch later in the game. You don't see that much in football, but Manning had done it. The first "storm" play was a setup. Stopping the Colts for a short gain did not mean what the Patriots thought it meant.

Sometimes Manning will change his signals or pre-snap cadence between drives. Other times, he will have words that mean players should disregard other words, essentially turning them into dummy calls.

Everybody knows Manning watches a lot of film. But did you know that he watches the network broadcasts (or asks the backup to do it), so he can find out which of his words were audible to viewers -- and to his next opponent? He climbs inside his opponents' heads and watches them try to get inside his.

"He just goes way beyond what the normal person would," Dungy said.

And this brings us to "Omaha," the word that has America buzzing in these playoffs. What does "Omaha" mean? Consider these two answers:

Manning: "Well, Omaha, it's a run play. But it could be a pass play, or a play-action pass, depending on a couple of things: the wind, which way we're going, the quarter, and the jerseys that we're wearing."

Dungy: "Omaha means a lot of things. Right now he seems to be using it for the snap count. Unless he tells them he is not using it for the snap count."

Manning was joking, and Dungy was serious. But the answers are awfully similar, aren't they?

* * *

In 2011, Manning received two lessons in what matters and what doesn't. Dungy said they both changed Manning profoundly. The first lesson was that Manning had to miss the football season because of a neck injury. The other event occurred in April 2011, when twins Marshall and Mosley were born.

The two events are unrelated, but their effects on Manning are intertwined. Manning had been at the center of the NFL orbit for so long, and he discovered the

league kept spinning without him. He had also been the center of his own life for so long, and as any decent parent will tell you, that changes when you have kids.

Dungy said Manning's attitude now is: "Yeah, we want to win, but if we don't win, I'm still going home to those two kids, and we're still going to have fun. I don't know if you play better, but you put it in perspective."

It is often said that people don't change. But of course we all do, day by day, over time. For all those years in Indianapolis, Manning had been a model employee. He was a perennial MVP candidate, an ideal leader, responsive to his coaches, active in charity work, great with the media. He had helped the Colts win a Super Bowl and build a new stadium. And in the end, what did it get him? Cut.

Colts owner Jim Irsay, meanwhile, was in a strange place: He could transition from one franchise quarterback to another (Andrew Luck), the dream of every owner. But he risked being seen as a jerk for it. After all, who the hell cuts Peyton Manning?

Irsay's father, Bob Irsay, had been painted as the worst kind of owner. He had famously pulled the Colts out of Baltimore in the middle of the night, then rewarded Indianapolis with years of bad football. Jim took over and showed everybody how much he cared. He insisted that Dungy's father travel with the team. He built relationships that went beyond business. He and Manning had become very close. And now, because Luck was available and Manning's future was uncertain, Irsay risked being portrayed as just another callous owner.

Ultimately, everybody did the right thing, and nobody enjoyed it.

"It was stressful," Dungy said. "I talked to (Jim) two or three times during the course of it, in trying to figure out what to do. He kept coming back to: 'As much as I love Peyton, as close as we are, I just have to do what's best for the franchise down the road.'"

"Does that make you a commodity? Does that make you just part of the office furniture? That's hard to say. In Jim's mind, I know he is more than that."

When Manning chose a new team, he knew one thing: He could not possibly replicate what he had in Indianapolis -- or what he thought he had. The second act of his career would always be overshadowed by the first. He is the Broncos' quarterback, but he remains Indianapolis's icon.

The one thing he can replicate is the game itself. It is his challenge, his puzzle, the thing that drives and thrills him. He has used new pieces -- Demaryius Thomas instead of Marvin Harrison, Eric Decker instead of Reggie Wayne, Julius Thomas instead of Clark -- to put the puzzle together.

Dungy said Manning looks the same to him on the field. But it is easy to imagine that Manning sees the game more clearly because of his lessons in what matters and what doesn't.

* * *

Peyton Manning keeps changing, a little bit every day, like we all do. He went from wanting to ban kids from Saturday practices to wanting them there. Someday, he will decide he would rather be with the kids than practicing. Dungy believes that is when he will retire.

"When the twins get a little older and he wants to go to whatever it is, whether it's play practice or performance, or Pee Wee baseball, or whatever it ends up being, he'll say, 'I know I should be training, working doing something, watching film, but I have a desire to do this,'" Dungy said. "That's when he'll step away."

And when he steps away ... well, we have made it this deep into a Peyton Manning column without using the word "legacy." Hey, I'm trying to be like Peyton here. Everything is by design.

Manning said this week that he doesn't care about his legacy. He added: "I'm not 100 percent sure what the word even means." It is easy to dismiss this as a pat answer. But Dungy insists: "He never really cared about that."

If Manning is healthy next year, he will break Brett Favre's record for touchdown passes. The year after that, he should pass Favre for all-time passing yards. But Dungy points out that in 2004, Manning threw a then-record 49 touchdown passes but barely played in the final game, because the Colts had clinched their seed. A few more touchdown passes would have made his record harder to break, but Manning didn't care.

We see Manning's crazy stats and TV commercials and Tom Brady comparisons and even his postseason record, and we are just like those defensive players. We can't separate what matters from what doesn't.

But this matters: A yellow note pad. After every Colts season, Manning brought a yellow pad to a meeting with Dungy. On it, he listed the ways he and the Colts could be better. He asked Dungy to hold him to his list.

A few weeks after the Broncos lost to Baltimore in last year's playoffs, Manning told Dungy he was already excited for the 2013 season, because he knew he was healthy, could take a hit, and had the weapons he needed. He put up the best numbers of his career, an MVP season, and he may win another Super Bowl. All of those things matter to Manning. But they are not what matters most.

Dungy said Manning is driven by "Chasing, in his mind, perfection: This is what the quarterback should do. Can I play the perfect game? Can I have the perfect practice? Can I be the absolutely best I can be out here? And if I do it, can I do it tomorrow?"

That is his legacy.

Peyton Manning wins record 5th MVP Award

By Mike Klis
The Denver Post
February 1, 2014

NEW YORK — Peyton Manning made his first pass on the MVP award before the rest of the NFL could start.

The Broncos opened the NFL season at home on a Thursday night, Sept. 5 against the defending champion Baltimore Ravens. Manning tied a record with 7 touchdown passes.

In an already marvelous 16-year career, Manning kept on chucking like never before. He threw 20 touchdown passes before his first interception.

"Unfortunately, we probably got his momentum going," Baltimore coach John Harbaugh said during the red-carpet ceremony prior to the NFL Honors show. "We didn't play well in the back end. We played better after that but that's what Peyton does, he finds where to attack a defense. (Tom) Brady does it to an extent but nobody does it like Peyton, nobody attacks a defense better than Peyton Manning."

The final maneuver by the Broncos' quarterback was to accept his record fifth MVP via videotape. An appointment with the Broncos' Super Bowl on Sunday against the Seattle Seahawks earned Manning an excused absence from the NFL Honors program at Radio City Music Hall.

"This is a very special award," Manning said. "I am extremely honored to have it presented by Joe Montana and Aaron Rodgers. I am humbled by this recognition and grateful to my family, Pat Bowlen, John Elway, John Fox and the entire Denver Bronco organization. And of course, my coaches and my teammates."

Manning then sent word for his dad, Archie, and son Marshall to accept the award. He received 49 of the 50 votes.

"I'd say a no-brainer right there," said New York Jets coach Rex Ryan. "I'm just happy I never had to go against him this year. I've been beat by him several times. It was good to get a break."

"I'm up for the honor of MVP but I'm not touching him," said Kansas City running back Jamaal Charles.

Manning was also named Offensive Players of the Year. His boss, football operations executive John Elway, accepted that honor on Manning's behalf.

Broncos running back Knowshon Moreno was nominated for Comeback Player of the Year but the award went to quarterback Philip Rivers of the rival San Diego Chargers.

Manning is the third Broncos player to win the MVP award, joining John Elway (1987) and Terrell Davis (1998). The Broncos quarterback wound up with 55 touchdown passes, 10 percent more the previous record of 50 set by Tom Brady in 2007, and 5,477 yards, breaking the previous record set by Drew Brees in 2011 by 1 yard.

He led the Broncos to a 13-3 record that tied for the NFL's best record with Seattle.

It was, simply, the best single-season by a quarterback in NFL history.

"It was the best I've seen anybody play the position," said former linebacker LaVar Arrington. "But there are rule changes so when I say he's as good as I've seen, he's as good as I've seen with the rules in place. But, still, you've got to do it."

At the awards show, the MVP award drew the least suspense.

"Who else is challenging him?" said former Manning teammate Robert Mathis of the Indianapolis Colts.

The vote wasn't close, but it wasn't unanimous, either. The lone dissenter, Jim Miller of Sirius XM NFL radio, cast his vote for New England's Brady.

"Congratulations to Peyton for winning his fifth MVP award," said Miller, who posted an 11-2 record with the Chicago Bears in 2001. "I'm confident in my vote. As someone who played the position, I felt Brady was on par with what Adrian Peterson did last year."

Manning nearly won the MVP award last season, his first with the Broncos, but finished second after a late-season surge by Peterson pushed the running back past the coveted 2,000-yard rushing milestone and his Minnesota Vikings into the playoffs.

This year, it was Manning who had the historic season. It was his fifth MVP award in a league where no other player has won more than three (Jim Brown, Johnny Unitas, Brett Favre).

"I think he's getting better," said Kurt Warner, a former two-time MVP. "I think it was a blessing in disguise going through what he went through."

Four neck injuries made Manning better? Warner said missing the entire 2011 season and getting released by Indianapolis forced Manning to start from the beginning with the most rudimentary of quarterback fundamentals.

"I think there's always times when people say you can't do it anymore," Warner said. "Sometimes those setbacks force you to focus a little bit harder. When you talk to him about things he did during rehab -- simulating games, going through every throw, making all those reads -- those are things you don't do when you're healthy."

Kiszla: Peyton Manning gets more human as he ages

By Mark Kiszla
The Denver Post
January 30, 2014

JERSEY CITY, N.J. — OK, let's bury the No. 1 myth about Peyton Manning. He is the NFL's brainiac quarterback. But not 24/7. Behind the very serious and demanding frown of Manning Face, there's a regular guy who drinks beer and never misses an episode of "Boardwalk Empire." Honest.

"I am not a robot," Manning said Wednesday.

Really? C'mon, now.

Does he expect us to believe Manning 2.0 is made of flesh and blood rather than computer circuitry?

A natural-born grinder so obsessed with asking one more question that Archie Manning long ago dubbed his middle son "The Riddler," the 37-year-old leader of the Broncos goes home after NFL games to watch video.

But the video Peyton Manning watches is not what you might think. On Sunday night, Manning turns off football and tunes in Nucky Thompson.

To chill out, the brainiac quarterback religiously watches "Boardwalk Empire," the HBO drama that stars Steve Buscemi as the Prohibition era kingpin of Atlantic City, N.J.

"I was a 'Sopranos' guy. I loved 'The Sopranos.' I was devastated when that screen went blank. I liked the ending, personally. But it was a tough moment, because I knew the series was over," said Manning, who likes to veg in front of the television as much as any red-blooded American. "Sunday night is my night to watch a show ... So when 'Boardwalk' came out, that was big for me."

In Super Bowl XLVIII, Manning can win his second NFL championship and stake a claim as the best quarterback in league history. When Manning came to Denver after being fired by the Indianapolis Colts, all he wanted was this opportunity. Well, to quote Nucky Thompson: "This is America, ain't it? Who the (expletive) is stopping you?"

It might sound odd, but if the Broncos win the game, one of the celebratory toasts should be raised to Nucky Thompson.

Why? It was a pain in the neck, but Manning finally has discovered how to get out of his own way late in his brilliant NFL career. Yes, Manning still works harder and burns brighter than the sun. But he also has learned to relax. Manning can be a couch potato, without feeling guilty. And that's a good thing.

We tend to draw our sports heroes in crayon to make it easy to distinguish heroes from villains. The quick sketch of Manning is: quarterback as automaton. You've read the comic book version. Manning is harder to solve than Chinese algebra during the regular season, then melts down in the playoffs. He's a perfectionist too uptight for his own good.

Manning acknowledges: That's the robot he used to be.

"There was a time when I would come home from practice and I would stay up until 1 to 1:30 in the morning, because I had to watch all four of (an upcoming foe's) preseason games that night. I thought that if I didn't watch all four of those games, the world might come to an end the next day. I felt like I had to do it. I didn't need to sleep as much, and I was a younger player," said Manning, who became the father of twins slightly less than a year before he joined the Broncos in 2012. "My preparation has changed. I come home after practice, and I love spending time with the kids and putting them to bed. I don't stay up as late. I need to get my rest more. Maybe I was a robot early on. I think now maybe I am a little more human."

As long as he had to relearn how to throw a spiral again before joining the Broncos, Manning figured: Why let the reinvention end with his playing style? Manning dialed back the intensity and dialed up the absurdity in his personality. It wasn't a big stretch. The teacher's pet always had a mischievous alter ego; teammates well know Manning is an unrepentant practical joker.

"No one's more intense than Peyton when we're in a team meeting or at practice. But nobody's more of a prankster when we're done working," Denver tight end Jacob Tamme said. "I shouldn't tell you this, because Peyton will get mad at me if I let the word get out. But I will give you a clue: If he offers you sunscreen on the golf course, don't take it. When you put it on your body, it will not protect you from the sun. It will actually make you feel as if your body is on fire."

Maybe the real kick of watching Manning this season has been observing a very buttoned-down quarterback let down his hair a little, before male pattern baldness begins in earnest. During the course of his most remarkable MVP season, Manning has committed some very un-Manning like acts. He told doubters to stick it where the sun don't shine. He insisted more interest in wrapping his mouth around a cold brew than contemplating how many throws were left in his arm before retirement.

"At 37 years old, and in my 16th season, especially in a week like this, I think it's healthy to take some time to reflect and smell the roses," said Manning, sitting on a cruise ship in the Hudson River, doing one more Super Bowl interview while allowing himself to think: Man, this has been one strange and wonderful trip.

"The legacy question keeps popping up, and I guess I had a little more time to think about it. If I had my choice what my legacy would be, it would be I played my butt off for every team I ever played on, I was a really good teammate and I did everything I could to win. Whatever else comes along in that time is fine with me."

A great paradox of the human condition is how a man's strength can also be his weakness. If anything, maybe the young and earnest Manning cared too much about football. He pressed too hard.

Long ago, he mastered the quarterback's art.

But the secret of being Manning is an insatiable desire to expand his knowledge.

At age 37, before his legs give out and he must take a seat on the porch, Manning is learning to dance as if nobody's watching.

Broncos LB Brandon Marshall living Super Bowl dream of grandfather

By Thomas George
The Denver Post
January 29, 2014

NEWARK, N.J. — This Brandon Marshall is not that Brandon Marshall.

Oh, he gets it. The confusion comes in quirky ways. He gazed at the glut of reporters crammed into Super Bowl media day Tuesday at the Prudential Center and realized if he were that Brandon Marshall, he would be swamped.

But that Brandon Marshall — the Broncos receiver from 2006-09 — is now a Chicago Bear.

This Brandon Marshall was drafted by Jacksonville in 2012, played in five games, was cut three times, was signed by the Broncos last September, rode the practice squad for 15 games, made the Broncos' active roster on Christmas Eve and now is on special teams and is a reserve linebacker who will play in Super Bowl XLVIII.

That Brandon Marshall has played eight NFL seasons and in 123 NFL games. This Brandon Marshall has played two NFL seasons and in eight NFL games. That Brandon Marshall is a five-time Pro Bowl player. This Brandon Marshall has six career tackles. That Brandon Marshall can be as flamboyant and raucous as any NFL player you will find. This Brandon Marshall speaks as softly as a lullaby.

This Brandon Marshall is in the Super Bowl. Everyone knows his name, but few know him at all.

He is the kind of player, the type of person who brings texture to the Super Bowl, who makes it real and makes it full of wonder. This colossal game has a way of finding the anonymous and making them distinctive. It can thrust the humble into focus.

What's in a name?

"Coming up, nearly everybody here was a star on their college teams," said Marshall, who was that at the University of Nevada. "But sometimes you can go from being the big fish in a small pond to being the small fish in a big pond. Sometimes you get here and it seems like your NFL career is instantly hanging in the balance. I kept fighting. I'm one of those guys where one team's trash became another team's treasure."

He received tweets in September when Denver signed him that read: "You back with the Broncos? On the practice squad!"

And: "Glad you are back!"

Even now, he gets them: "Great catch, Brandon! You were great this week!"

A Broncos fan mailed him a photo of that Brandon Marshall and wanted him to sign it and send it back.

"At the airport sometimes," said Marshall, "I show the security my I.D., and they yell, 'You're Brandon Marshall!' "

Yes he is. This one. Not that one.

He is 24. He grew up in Las Vegas the youngest of three children. He arrived in Denver last September ready to work. His teammates noticed. His coaches noticed. And when linebacker Von Miller was lost due to a torn ACL against Houston in the 15th game of the regular season, the Broncos rewarded Marshall.

It sent a resounding message to the player, and to the team.

"He was executing in practice, turning heads, working hard and studying hard," Broncos linebacker Danny Trevathan said. "We all knew as his teammates that he was a player. But sometimes in this league, players don't get what they deserve. He deserved that. It's a great feeling for the guys around him to see that he got what he deserved. That makes every player believe more in what is being preached and in the team and even in the franchise. He deserves it all."

A roster spot. A special-teams nod. The backup at "Will" linebacker to Trevathan.

"Great kid," Broncos coach John Fox said of Marshall. "He's going to be a really good young player for us."

Marshall's grandfather had a dream.

"A couple of weeks before I was cut in Jacksonville last August, my grandfather called me and said he had this dream," Marshall said of "Little" Roy Williams, 86, who lives in Las Vegas. "He said he woke up at 2 in the morning after having a dream that I was playing in the Super Bowl. He was so excited. I was thinking it was a nice thought, but we were a building team in Jacksonville that was far from that goal. And now, less than five months later, I'm a Bronco really here in the Super Bowl.

"Everything has happened the way it was supposed to," Marshall said. "God has a plan for me. It's the right time. Right now."

Broncos Q&A: Jeremy Mincey and his big personality

By Joan Niesen
The Denver Post
December 22, 2013

The Broncos' defensive line just became the most interesting group in the locker room. Having the always-loquacious Terrance Knighton apparently wasn't enough, and now that former Jacksonville teammate Jeremy Mincey has caught on with the Broncos, it's hard to imagine there's a funnier unit with more to say anywhere in the NFL.

Mincey spoke to the Denver media for the first time Wednesday after signing with the team Tuesday. Barely more than week removed from being cut by the Jaguars, he's already fitting in with the Broncos.

Here's an opportunity to get to know Mincey — and his big personality — a little better.

Q: I was clicking around on the Internet before meeting you and I found a lot about your interest in music. Has that always been your thing?

A: Music has always been a part of me. My best friend, J. Dash, sings the song "Wop," the one Miley Cyrus (twerked) to. That's my best friend. We went to the University of Florida together, and we lived in the same dorm. We were roommates. We used to record music in the dorms all the time. It was always a part of me, ever since I was a young child. That's what (J. Dash and I) bonded over. I was the athlete and he was the artist. He stuck with it, and I would do it every now and then, and it was fun. Eventually I took it serious and opened Mr. Mince Productions, which is a premium recording studio in downtown Jacksonville. We're getting to a lot of major artists, who stop through.

Q: What are you going to do with the studio now that you're in Denver?

A: It's a company, so I have people running it for me. J. Dash moved on to sell 1.5 million records. That's crazy. It's just like here, destiny.

Q: You keep mentioning destiny. Does that have to do with getting a chance to win?

A: I just want to win. It's year eight (for me in the NFL). The clock's ticking. It's ticking, and I'm a winner, man. I know I haven't reflected that on the field, but you see me try.

Q: What was your weekend like, between getting cut and signing with a new team?

A: I celebrated my birthday. That was my 30th birthday. I got cut on my birthday. (Mincey actually was cut Dec. 13. His birthday is Dec. 14.) No, but it was good. I had time to celebrate. The funny thing about it is, Jacksonville signed me on my birthday my rookie year. It's crazy. Everything happens for a reason.

Q: I know other teams expressed interest in you. Did you visit anywhere else or did you just come straight to Denver?

A: Nope. My agent called me, said Denver was the first team that called, and after that, I was coming. They have a lot of great players here and a real chance. We had a lot of opportunities, but I chose Denver because I know this is a special city. The fans, the people. The fans love the player. The fans are very involved in what's going on here, and I'm a fan of fans.

Q: So are you just living out of one bag now?

A: I got one bag of stuff. The rest is coming later. I have to go to the shopping mall and try to figure something out.

Editor's note: Each Sunday, The Denver Post's Broncos reporters help readers get to know the players on a more personal level.

About Jeremy Mincey

1998-2001: Played at Statesboro (Ga.) High School, where he was a letterman in football and basketball.

2002-03: Played football at Butler County (Kan.) Community College. He was ranked by Rivals.com as the 18th-best junior college player in the nation.

2004-05: Transferred to the University of Florida, where he started in 24 games over two seasons for coaches Ron Zook and Urban Meyer.

2006: Selected by the Patriots in the sixth round — the 191st overall pick — of the NFL draft. He never stuck with New England, though, and also appeared on the 49ers' roster in 2006 without playing a game. He was signed off San Francisco's practice squad in December by the Jaguars.

2006-13: Played for Jacksonville, where he was cut Dec. 13. He was quickly signed by the Broncos.

Bell: Knowshon Moreno's resiliency shaped by his childhood

By Jarrett Bell
USA TODAY Sports
January 28, 2014

NEWARK — It wasn't five minutes into Knowshon Moreno's shift behind a podium during the latest edition of Super Bowl Media Day when the Denver Broncos running back was struck by one of those *This Is Your Life* moments that keep popping up this week.

Moreno's high school coach, Steve Antonucci, was embedded with the pack of journalists.

Sure enough, he fired off a question about the "gold grandma slippers" — house shoes that belonged to Moreno's grandmother, Mildred McQueen — which Moreno once put on in a rush and wore to a game.

You see, star players like Moreno, who led Middletown (N.J.) South High to three consecutive state titles, can get away with such footwear.

"I still have those," Moreno said, giggling at the memory. "They're at home. I don't wear 'em anymore."

Moreno was raised by McQueen in Belford, N.J., about 45 minutes from the site of Super Bowl XLVIII, after his maternal grandmother became his legal guardian to provide him the stability that his unmarried young parents were unable to provide during his early years.

Antonucci was the coach who helped him develop his football talent – and the focus to get the most from it. Moreno says Antonucci was a father figure. Antonucci says Moreno is like a son. So it's like that.

Which means that Antonucci goes way back in understanding the emotions Moreno can wear on his sleeves. Moreno drew widespread attention a few weeks ago when CBS cameras showed his steady stream of tears as he stood on the sideline during the national anthem of a Dec. 1 game at Kansas City.

"I've seen tears from him, but never with *that* flow," Antonucci told USA TODAY Sports.

Denver Broncos quarterback Peyton Manning is interviewed during Media Day for Super Bowl XLIII at Prudential Center. Kirby Lee, USA TODAY Sports

Moreno cried during his first game as a high school freshman. He fumbled twice, then wanted out.

"He comes to the sideline and I can see him dejected," Antonucci said. "He's distraught. He's teary. He's emotional. He says, 'I can't do this anymore.'"

"I told him, 'You're the best player on the field. You've got to get it back together and get yourself back out there.' "

I'm guessing that Antonucci has shared that anecdote 600 times — *this* week.

And why not? Moreno had a legendary prep career, and now he's come home with a chance to win a Super Bowl, a central figure in a Broncos offense that set the NFL's single-season scoring record.

It's typical to rehash the memories during a week like this. It's part of the Super Bowl routine.

Yet when Moreno, 26, says he thinks of his entire life's journey while he cries during the anthem before games — the Kansas City moment was merely the one caught on camera to prompt viral exposure — it is not so typical.

He bounced around for the better part his first decade, until rescued by McQueen. He lived primarily with his father in New York City, and in between stays in apartments, they lived in homeless shelters. He repeatedly changed schools. Money was tight.

"Everyone has things that they go through in life, their own journey," Moreno said.

He does not sound bitter, and there is no hint of self-pity. He sounded like the man teammates describe, constantly upbeat.

No doubt, that background has something to do with the resilience — which is hardly guaranteed — he's demonstrated in battling adversity since the Broncos drafted him in the first round from Georgia in 2009. Setbacks have included a torn ACL. A DUI arrest. An ego-deflating stint on the scout team. The label as a draft-day bust.

How did he handle all of that?

"Knowshon's a happy-go-lucky guy," said receiver Eric Decker. "I don't think I've ever seen him not have a smile on his face. All of us go through some things, and he went through some stuff. He's an example of what it takes when you have trepidation and persistence. He deserves this."

I asked Moreno to explain what his ability to survive his turbulent childhood means now.

"It's just taking advantage of every opportunity," he said. "Things weren't great, but we made it great, no matter what it was. If I was older than I was, I don't know what that situation would've been. I was young. I didn't know any difference.

"They were tough times, traveling, going to different schools, making new friends. But that's what shaped my personality. I can get along with anyone. It definitely made me into the man I am today."

When Moreno says he's thinking of his life's journey while tearing up during the anthem, it's deeper than most could imagine for themselves. You might cry, too.

"You won't find a more amped-up player than him before a game," Antonucci said. "He doesn't outwardly show it like, say, Ray Lewis. But inside there is so much emotion built up. The amount of energy is tremendous. He uses his emotions as an outlet."

Maybe that emotion will be an issue as Moreno plays in the biggest game of his life, a swing factor that could contribute to miscues.

Moreno — who tallied 1,586 yards from scrimmage during the regular season and ordered about 15 tickets for the Super Bowl — says managing his emotions is indeed on his checklist of priorities.

"I'm going to have to keep myself calm the whole time," said Moreno. "For me, that will be my toughest thing, just kind of staying calm and waiting for that moment to happen."

He's even talked about it to Brian Dawkins, the former Pro Bowl safety who finished his career with the Broncos and was known to get pretty hyped himself. Dawkins warned him about the long pre-game period, halftime show and other elements that drag out Super Sunday.

Maybe Moreno should just wear the grandma slippers, and everything will be alright.

His high school team was undefeated after he wore those way-too-small slippers — with teammates imploring him to keep wearing them to games for good luck.

"They held up real nice," he said. "But I don't touch 'em now."

Perhaps the presence of McQueen — the woman Moreno praises for instilling humility and respect in him — will be enough. She will surely be in the house at

MetLife Stadium on Sunday. And sitting in the stands, Moreno insists, rather than a private suite. No matter what the weather.

"She's a trooper," he said. "She'll want to be out there bundled up. She's always done that. She was out there in all the cold. Especially in high school."

Welcome back, Knowshon Moreno. Homecoming seems like a real blast.

Moreno, Studesville Earn Ed Block Courage Honors

By Brandon Moree
DenverBroncos.com
December 6, 2013

Running back Knowshon Moreno and Running Backs Coach Eric Studesville were both honored by the Ed Block Courage Foundation.

ENGLEWOOD, Colo. – For their courage in the face of adversity, both running back Knowshon Moreno and his position coach Eric Studesville will be honored by the Ed Block Courage Foundation.

Moreno was selected by the Broncos as the 2013 Ed Block Courage Award winner and Studesville is receiving special consideration from the foundation for his perseverance in the wake of the sudden and tragic loss of his parents Al and Jan in June.

Moreno was selected for the Ed Block Courage Award honoring players who exemplify commitments to the principles of sportsmanship and courage. He is being honored for his work coming back from an ACL tear in the 2011 season and another knee injury in the playoff game in January to ultimately start each game of the 2013 season to date and lead the team in rushing. In addition to his rushing yardage, he's also caught 42 passes for 414 yards and two touchdowns – putting him well over 1,200 yards of total offense.

Studesville is in his fourth season as the running backs coach for the Broncos and is lead a unit that has scored 14 touchdowns and registered more than 1,500 yards this season. That group includes rookie Montee Ball who just had the first 100-yard rushing game of his career in the win against Kansas City.

Moreno has been the leading force behind the Broncos' success on the ground this season. He ranks seventh among all NFL running backs with 1,256 yards from scrimmage and is tied for the league lead at his position with 11 touchdowns.

With his current numbers, Moreno is one of just five players to have more than 800 rushing and 400 receiving yards this season and he is on pace to become the franchise's first 1,000 yard rusher with 500 receiving yards.

The Ed Block Courage Award is named in honor of Ed Block, the longtime head athletic trainer of the Baltimore Colts, who was a pioneer in his profession and a respected humanitarian. Recipients for the award are selected by their teammates for team effort as well as individual performance.

Brock Osweiler, drafted before Russell Wilson, stays ready behind Peyton

By Lindsay H. Jones
USA TODAY Sports
January 30, 2014

JERSEY CITY — Brock Osweiler so easily could have been disgruntled by all of this.

He didn't leave Arizona State a year early to come to the NFL and sit on the bench, especially when so many rookies and second-year quarterbacks find themselves with starting jobs.

Yet Osweiler might be the happiest backup in the league, despite spending Super Bowl week on the Denver Broncos scout team acting like Russell Wilson, the Seattle Seahawks starter who was selected 18 spots after Osweiler in the 2012 draft.

Yes, the 6-8 Osweiler is mimicking 5-11 (maybe) Wilson.

"I do my best to help the defense out in that aspect, do whatever our staff needs me to do," Osweiler said Thursday.

It can be tough being patient in the NFL, but for Osweiler and No. 3 Denver quarterback Zac Dysert, who shares those scout team snaps, it has helped knowing that if they have to sit on Sundays, they at least get to watch Peyton Manning. On the days in between, they work with quarterbacks coach Greg Knapp to help the Broncos prepare for the future without Manning, whenever that might come.

It almost surely won't be in 2014 after Manning said repeatedly this week that he wants to continue playing next season at age 38. Should he decide to play out the entirety of the five-year contract he signed with the Broncos in 2012, Osweiler's four-year rookie deal could expire without him ever starting for Denver.

Osweiler and Knapp don't want to think about those sort of what-ifs, because that won't help Osweiler develop. The Broncos think of Osweiler as a future starter.

But Knapp told Osweiler this spring they aren't trying to make him a clone of Manning. That would be impossible. And unfair.

Osweiler found that reassuring.

"Unbelievable thing for a coach, when you have Peyton in the room, for him to come and say that to me. It really meant a lot to me," Osweiler said.

"I don't even know if words can describe what (Knapp has) done for me this season as far as becoming a professional quarterback. He's taken me from black to white, white to black, however you want to look at it, and I've grown tremendously because of it."

Indeed, it's a challenging job for Knapp, a longtime NFL assistant who joined the Denver staff this season, as he splits his time between the veteran who seems to know it all and has experienced nearly everything in his 16-year career, to a pair of 23-year-olds.

Though Knapp has coached quarterbacks like Steve Young, Jeff Garcia and Carson Palmer, his first season with Manning has been unique. He quickly learned never to be far from his cell phone after leaving the office so he doesn't miss any of the frequent after-dinner text messages from Manning.

The quarterback is obsessive about his practice tape, which is loaded onto his team-issued iPad every afternoon. The Broncos film every snap Manning and the other quarterbacks take. Knapp can't always review them all, especially the repetitions taken during individual drills, but Manning does.

"He'll say, 'In individual period, when I was working that out-route to the left, did you see my left foot open enough? Or do I need to make sure I have a better hitch that way?'" Knapp said. "That's the stuff I teach. He wants that constant communication. Is his game improving? Is he staying on top of his game? That's the benefit of the technology these days, (I) can pull it right up on my iPad."

Those are the things Knapp is hoping Osweiler and Dysert learn and will emulate in their own careers, whether that's in their backup roles, or later as starters — in Denver or elsewhere.

"It's more important that you build a foundation than you learn from trial by fire, I believe. It's so important to be in the right environment to grow. I've seen as many times when guys are in the wrong place, don't make it and don't ever get a second chance because the stigma comes in — can't get it done, doesn't work hard enough," Knapp said. "The best thing that can happen right now is you build this foundation for the future for yourself, so when you get that chance to be the starter, you won't be thrown into the fire."

Season has exceeded expectations for Broncos DE Shaun Phillips

By Jason La Canfora
CBSSports.com
January 31, 2014

NEW YORK -- If Shaun Phillips had to find out he was no longer wanted by the only NFL team he had ever played for, then the events of the past 12 months have only served to cushion the initially jarring revelation that he'd be leaving San Diego.

Had Phillips known he would end up in Denver at a time the contenders were desperate for pass-rush help, that he would post another double-digit sack season, go on to knock the Chargers out of the playoffs and be playing in a Super Bowl in New Jersey, he would have gladly signed up for that scenario.

Now, he's living it.

The D in Denver Not just about offense

Phillips, one of the best bargains in football in 2013 with a \$1 million salary, is on the cusp of what would be the greatest accomplishment of his 10-year career. He also stands to profit substantially more individually as well, with free agency looming for him again and his market value strong. The Broncos, with limited pass rushing options and Von Miller's health and off-field decision-making still in question, will be proactive to retain his services, and at age 32, still view him as a player they need on the field as much as possible.

"I really wanted to stay in San Diego, but they asked me come back as a backup," said Phillips, who was taken in the fourth round of the 2004 draft. "For me, that wasn't in my mind-set. I would have loved to stay in San Diego, but I'm happy with my situation here so I can't complain."

The Chargers, it should be noted, had a new regime in place on the coaching staff and front office, were interested in bringing in veteran pass rusher Dwight Freeney (as they eventually did) and were hoping to begin showcasing young pass rushers like Melvin Ingram more. As it turned out, Freeney and Ingram suffered major injuries, but none of that prevented San Diego from exceeding all expectations, reaching the Divisional playoffs and giving the top-seeded Broncos another strong test before losing.

For Phillips, however, the idea of now being a part-time contributor to a defense he had helped lead for so long was not appealing, and it became clear that he would be moving on. He thought about the Eagles, and there was some interest there. But the idea of playing that close to home and fielding 50 or more ticket requests a game gave him pause, and in the end it came down to Houston (a team that looked

like a Super Bowl contender a year ago only to go on and lose 14 straight games in 2013) and Denver. Suffice to say, Phillips made the right choice, and his hot streak was only beginning.

Opting not to join JJ Watt in Houston turned out to be a good choice, and as it worked out, Phillips nearly doubled his salary anyway but hitting some big incentives in his contract for sacks.

"My plan was Houston," he said. "Houston really wanted me and they showed a lot of interest. In my mind, the two best teams in the AFC were Houston and Denver. Obviously Houston had a bad year but they're a really good team. It was between these two teams and luckily I made the right choice."

While the move to Denver required a position change and some rethinking -- he was moving from a linebacker in a 3-4 defense to a defensive end in a 4-3 -- it ended up being a tremendous fit. Miller, who was a sack machine in his first two seasons, ended up suspended for the first six games, never truly got his feet under him, and then suffered a season ending injury. Elvis Dumervil, the other pass-rushing bookend, wound up not agreeing to a restructured deal due to a fax machine snafu, and Dumervil ended up signing in Baltimore for less money than Denver's last offer.

"It probably is the reason that I'm here," Phillips said of the Dumervil contract fax saga. "I sit back and think about it sometimes, but everything happens for a reason and it was meant for me to be here."

To say that Phillips was needed would be an understatement. He provided the bulk of the pass-rushing thrust for the team, helping to sustain a defense that was maligned much of the season. Phillips is undoubtedly one of the key players in this Super Bowl, with the Broncos hopeful of pressuring young quarterback Russell Wilson.

"Fans and people around said, 'Can you fill this void?'" Phillips said. "My mind said it was a no-brainer. Of course I can fill this void. I can play football and I believe in my ability. That's why I love Coach Fox and Mr. John Elway, they believed in me. That's the first thing they told me when I got here, that they wanted me to play. I couldn't be happier ...

"I went from linebacker to defensive end. It's a complete change. Even the scheme of defense is a lot different than we did in San Diego. I was worried about it. Honestly, I was nervous because I didn't pick up the defense until training camp. All OTAs I didn't have a grasp on understanding the defense. I knew my responsibility, but my technique was completely different and I was questioning if I could play. Once we got in game situations it all came natural."

Fox said: "Shaun was a guy that we knew pretty well from competing against. He was with the Chargers. He kind of had been a thorn in our side for some time. So he came over, and I think when you see people in a jersey and you don't really

know them, you know how they play football, and you watch plenty of video on that, but he's been a great addition as a leader. He's been really good for defensive line room. He's a fun guy to be around. He brings energy to the building every day, so I've been nothing but impressed with him and pleased for him because he's had a heck of a season."

After a career in which Phillips has almost always been under the radar, finally he is in the spotlight. Since entering the NFL only eight men have amassed more sacks than Phillips (who has 79.5), only three fewer than Terrell Suggs by comparison and just 4.5 fewer than Freeney. Now, for his first season in Denver to culminate like this is something of a dream.

Phillips was born in Philadelphia but raised in New Jersey, and this is as close as he could get to a home game. For the first time ever there is a cold-weather, outdoor Super Bowl, and it happens to be in his backyard and he happens to be playing in it. That he ended the Chargers' season makes it even sweeter.

"It definitely fueled me," Phillips said. "Being a competitor and the type of guy that I am, that's how I made it this far in my career. They doubted me, so I used it as motivation."

And now he is just a few hours from playing in the biggest game of his life.

Lest you wonder, win or lose he has no plans to hang up the cleats after this game.

"I'm going to play until the wheels fall off," Phillips said. "I'm not ready to call it quits" or, as some teammates have threatened, to walk back to his childhood home with his uniform still on should the Broncos win the title. But he is clearly savoring every moment of this week and the series of quirks that helped re-ignite his career, and as excited as could be to play this game on Sunday.

"It's amazing," Phillips said. "This is where I started playing football. I didn't even touch a football until I was in ninth grade. I grew up in Philadelphia and when I moved to Jersey that's when I first tried football. It's pretty much where it all started for me."

Broncos' Matt Prater confident if Super Bowl comes down to a late kick

By Bob Ehalt
The Denver Post
January 30, 2014

JERSEY CITY, N.J. — If it was left up to Matt Prater, the Broncos would easily win the Super Bowl.

Very easily.

A last-second, game-winning field goal?

Nah.

The Broncos' Pro Bowl kicker wouldn't mind in the least if Peyton Manning or Champ Bailey dominates Super Bowl XLVIII highlights.

"I'd rather see us win by more than three points, but if it comes down to it I'll be ready," Prater said at Thursday's media session. "I'd prefer an outright win."

While Prater heads into Sunday's game with an inordinate amount of confidence after a nearly perfect season, he also understands a kicker's lot in life — especially in the Super Bowl. For every Adam Vinatieri, there's a Scott "Wide Right" Norwood. A case can be made that Norwood's notoriety from his flub in Super Bowl XXV exceeds the fame of the Patriots' hero in the 2001 and 2003 Super Bowls.

"I say to myself, 'You miss a kick, what's the worst thing that can happen?' Some people might take it personal and not like you. But you can't be perfect," Prater said. "You try to be confident and make every one of them, but you can't. There's only been one perfect regular season (by a kicker, Gary Anderson in 1998), and he missed in the playoffs. No one's perfect."

A game-winning field goal, though, would be the perfect ending for a season that has elevated Prater to elite status. He set an NFL record with his 64-yard field goal against the Tennessee Titans in Week 14. Prater connected on 25-of-26 field goals in the regular season and 5-of-6 so far in the postseason. His misses were from 52 yards in the regular season and 47 yards against the San Diego Chargers in the playoffs.

Prater has also been near-automatic in the fourth quarter, converting at a 94 percent clip (47-of-50) in his career. Cognizant of that, Broncos special teams coach Jeff Rodgers believes neither Super Bowl pressure nor swirling winds at a

sea-level MetLife Stadium will faze Prater if the outcome comes down to a field-goal attempt.

"Matt's at his best when the moment is the biggest," Rodgers said. "My confidence in him is 10 out of 10."

Prater said at a workout at MetLife Stadium on Wednesday he put his field-goal range at about 60 yards based on how he was kicking. Temperatures on Sunday are expected to be in the mid-30s with winds from 10-15 mph.

"The winds swirl a bit there, so you just have to trust your kick," said Prater, who connected on 42- and 47-yard field goals in a regular-season win over the New York Giants at MetLife in Week 2. "Kick it straight and it should be pretty true. It comes down to having confidence in yourself and the guys around you."

Ramirez has fended off doubters, d-linemen alike

By Arnie Stapleton
Associated Press
December 25, 2013

ENGLEWOOD, Colo. (AP) — Manny Ramirez has arguably the toughest job in pro football. As Peyton Manning's center, he literally works under the most demanding quarterback in the NFL.

Not only that, but before this season, the seventh-year journeyman from Texas Tech hadn't played a full year at center since his junior year at Willowridge High School in Houston — way back in 2000.

With Ramirez as its anchor, the Broncos' offensive line has allowed the fewest sacks in the NFL (17), giving Manning time to throw his record 51 TD passes and plowing the way for Knowshon Moreno to top 1,000 yards rushing for the first time.

The Broncos (12-3) are 28 points shy of becoming the first 600-point team in history and a win at Oakland (4-11) on Sunday will secure home-field advantage throughout the AFC playoffs.

"Manny's been awesome," Manning said after a Christmas afternoon practice in pads. "That is no easy task to go from guard to center, especially in a sophisticated, fast-moving, always-changing offense. I think it would be one thing if you knew what play was going to be called and you had 40 seconds to process it. But we call one play and change it to the next with five seconds on the play clock and when we change a play, Manny has to make his own calls and he has just gotten better each week."

He's got the brawn and backbone to match the brains, too, Manning said.

"I know he has played through a lot of injuries. It speaks to his toughness," Manning said. "He is one of the strongest guys on our team, so it's very impressive. I'm not sure people (appreciate it). I think people in this building understand with the sophistication of our offense just how difficult his job is and he's just been outstanding."

Ramirez is an unlikely fulcrum for this historic offense, spending all season casting aside doubters and defensive linemen alike.

"This summer, I'm hearing all kind of grief about Manny can't do this, Manny can't do that," offensive line coach Dave Magazu said. "Well, I think Manny's proven all those people wrong."

Coach John Fox laughs now that nobody seemed to believe him when he kept saying in the offseason that Ramirez was his starting center and that he wasn't just keeping the position warm for J.D. Walton or Dan Koppen or Ryan Lilja or Steve Vallos or even Chris Kuper.

Ramirez, whose claim to fame before this season was bench-pressing a school-record 550 pounds in college, didn't listen to the skeptics but he couldn't help but hear them, either.

"Truthfully, and unfortunately, that's been my entire life," Ramirez said. "You know, even when I was playing in middle school and high school, I've always had doubters, and that's fine. That's always been motivation for me."

He's been proving people wrong since he first starting playing football.

"Growing up, where I'm from, people aren't shy to tell you to your face, 'You're not going to make it. You're a Mexican, for one thing. There's not many Mexicans that play in the league anyways. You're not smart enough. If you go to college, you're going to have to go to a juco first and then go to college if you get an opportunity,'" Ramirez said. "I don't know, it's just some dumb stuff people were always saying, trying to put me down for whatever reason it might be. But you've just got to put all that to the side."

Ramirez started 11 games at right guard for Denver last year, but free agency was barely 20 minutes old when he got a call from his old college teammate, Louis Vasquez, informing him he'd just signed a four-year, \$23.5 million deal with the Broncos to play right guard.

"I was shocked, but at the same time I was excited because Louie and I got a bond that's like brothers, so I was happy for him," Ramirez said. "And then my mindset was I've just got to fight for a job."

The Broncos had a plan in mind for Ramirez.

When Manning began the second chapter of his career in Denver following the series of neck surgeries that affected his famed right arm, he rebuilt his throwing motion from the ground up.

No longer does he rely as much on his arm strength so much as he does on proper mechanics, using more of his hips and torso to direct his passes and generate speed. So, it's imperative that he has room to step into his throws.

That means, the Broncos needed more height and beef in the middle of their line, and they got it with Vasquez (6-foot-5, 335 pounds) and Zane Beadles (6-4, 305) at guard and Ramirez (6-3, 320) at center.

"That's helped us become a little more powerful on the run and a little stouter on the pass," Fox said. "So, those are areas you try to get better at physically. And then mentally is the thing that Manny's done a great job with.

"He's got a quarterback behind him that's a pretty demanding guy and changes and does things on the fly, so you've got to be a sharp guy and you've got to earn his trust and he has and done an excellent job."

Jacob Tamme rides out winds of change

By Jeff Legwold
ESPN.com
December 11, 2013

ENGLEWOOD, Colo. -- Change, former Denver Broncos wide receiver Rod Smith has often said, is "the only thing that stays the same" in the NFL.

Those who can't deal with that idea as they go about their football business "find themselves on the other side of the wall and they can't get back in."

There are those among this year's Broncos who have lived with change, wrestled with it, dealt with it, and still flourished with the team. A player such as Knowshon Moreno, who went from being a game-day inactive eight times in 2012 to the first choice at running back this season, is now on the doorstep of his first career 1,000-yard season.

Take a guy such as tight end Jacob Tamme.

"I'm just ready for whatever I'm asked to do," Tamme said. "It changes sometimes, it varies from time to time, so be prepared to do what's needed. That's kind of how I go about things, take care of what I need to take care of and not worry about the rest of it."

With Wes Welker ruled out for Thursday night's game against the San Diego Chargers due to a concussion -- his second concussion in the past four games -- Tamme figures to become a far bigger piece of the Broncos' puzzle on offense. It's a role Tamme had last season, before Welker was signed.

In 2012, when Tamme essentially worked out of the slot like a third wide receiver, he finished with 52 receptions, including a nine-catch day in a late-season win over the Tampa Bay Buccaneers. After Welker joined the Broncos last March, Tamme's role in the offense went from regular contributor to spotty at best. Tamme didn't play more than 10 snaps on offense in any of the first 10 games of the season.

"You just prepare, do the work," Tamme said. "Something that's been a focus here from the beginning at the position, they want people who can do a lot of things at tight end. I feel like I can do a lot of different things, play in a lot of different spots."

But with Welker taking most of the snaps that were once Tamme's in the offense, Tamme simply went about the business of leading the team in special-teams tackles. He has nine, two more than special-teams captain David Bruton.

Tamme has played 285 plays on special teams through 13 games compared to 101 special-teams snaps all of last season. And on offense he has played 154 snaps so

far this season (15.4 percent) compared to 528 plays on offense (46.2 percent) all of last season.

"You want guys on your team to understand it takes everybody, every day, to win," said Broncos head coach John Fox. "It's part of building a team, from staff, coaches and players, everybody has to participate and contribute. Sometimes that requires different things, sometimes it's more of one thing and less of another. If you don't work through that as a team, and keep moving, you're going to have a hard time being successful, I don't care what you're doing."

But it isn't like Tamme hasn't experienced this kind of ebb and flow before. During his time with the Indianapolis Colts he went from three catches in 2009 to 67 receptions in 2010 when Dallas Clark was injured. This season, the two tight ends the Broncos signed in free agency, Tamme and Joel Dreessen, have seen their playing time in the offense reduced, not only by Welker's arrival, but by tight end Julius Thomas' emergence.

In Thomas' most extensive playing time in his career -- he spent most of two seasons dealing with an ankle injury he suffered on his first NFL reception as a rookie -- he has 50 receptions to go with 11 touchdowns. Thomas' combination of size, speed and athleticism, to go with the trust Peyton Manning has in the third-year player in tight situations, has made him the go-to tight end in the lineup when the Broncos go to their third-wide-receiver look.

When Thomas missed two games with a right knee injury, Virgil Green got the starts and most of the work in Thomas' place against New England and Kansas City. But with Welker out things change. It figures to be Tamme in the lineup with Thomas much of the time and Eric Decker and Demaryius Thomas in the two wide receiver spots.

"[Tamme's] role has changed this year," Manning said. " ... Obviously Julius has played well this year and Tamme hasn't had as much playing time, but he's had a great attitude. And when his number has been called he's come in there and been outstanding and has a chance to play more down the home stretch here and a real credit to him."

"He's a big part of the offense," said Demaryius Thomas. "I feel like you could spread Jacob out to any position because he has good speed, he's smart, he runs great routes and he knows every position on the field. So I think you can put him anywhere on the field to help the offense out and I think that helps us."

Demaryius Thomas happy to let his actions do the talking

By Joan Niesen
SI.com
January 29, 2014

NEWARK, N.J. -- Demaryius Thomas should boom. He should echo.

He defies physics. Just watch. Force divided by mass yields acceleration, and Thomas has force, and he certainly has mass -- yet he goes, goes, goes. A player so strong and so fast, a player who this season led all NFL receivers in yards after the catch, who finished with a whopping 14 touchdowns -- a player like that implies a certain volume, a certain clout.

But Thomas whispers.

At the Broncos' media sessions during Super Bowl week, the wide receiver has been perched behind microphone after microphone. He is amplified, but he does not boom. Thomas amplified is a murmur. At times, he'll turn to whomever has asked him a question and offer his special brand of wide-eyed gaze, except of course that he'll forget about that microphone, and good luck hearing what he has to say from more than a foot away.

Thomas, as a rule, does not talk about himself. He talks about the Broncos offense, about the receiving corps, about Julius Thomas' breakout season and Wes Welker's impact. He talks about how Peyton Manning still makes him nervous, even after all these months. There is much he and little I, but come Sunday, the NFL's quietest star will match up against its loudest.

Enter Richard Sherman, stage left. Sherman, he booms. He echoes. He is the best, he says, and football eats it up. Thomas says nothing, and football overlooks.

Until now, that is. Until Seattle beat San Francisco, and Sherman spilled his spiel, and the Broncos were next up. Suddenly, Thomas became the NFL's most notorious cornerback's next charge, and thus the player tasked with assessing the man, the myth, the persona. Except, of course, that he won't.

When it comes to supporting a future Hall of Fame quarterback, the Broncos receiving corps have learned that quality options are key.

"I notice he's, most of the time, in the right spot," Thomas whispers into the microphone. He's talking about Sherman, who led the NFL with eight interceptions in 2013. "I'm sure he studies a lot, and of course he's talented. I don't know if he's thinking and I don't know if it's talent, but he's always around the ball."

Thomas compliments. He's good at that. Asked Sherman's weaknesses, he demurs. "Everybody's got a weakness." Yes, so what's Sherman's? "You'll have to see come Sunday."

He doesn't play that game, the who's better than who, and why, and how. That would require raising his voice, after all, and making a ripple, and that's not his style. Thomas still smiles like he can't believe he's here, like he can't believe the little boy who watched his mother and grandmother arrested and incarcerated has made it to the Super Bowl.

"I don't know, I just try to just be myself on the field and just be solid," he said. "It's not about ... boasting and making sure everybody knows you're making plays. It's about trying to help your team out to win."

Coming from anyone else, this would be a slight, a barb obliquely directed at Sherman. Not from Thomas, though. That's simply how he feels, and he doesn't know any other way. Just as Sherman owns his volume, Thomas owns his silence. He isn't apologizing, and neither should the man he's going up against.

With that in mind, it's hard not to wonder: as much as Sherman's gab might unnerve some opponents, could Thomas' reticence do the same?

"I think it's pointless," he continued. "I understand that some guys [boast], but I think it's pointless. I'm trying to keep my breath the whole time, and all the boasting makes you tired."

That's actually how Thomas' mind works. Boasting is excess, and football is what matters, football without the trappings of celebrity and personality. Thomas' flash is the tattoos hidden under his jersey, the bizarre backpacks slung across his shoulders. It's quiet, minor, if it even exists at all, but it certainly should.

Asked about Thomas' development leading up to his first Super Bowl, the bulk of which coincided with Manning's arrival in Denver in 2012, Broncos coach John Fox stated the obvious. Thomas is "one of the better athletes I've been blessed to be around," Fox said, but it's not just about his personality. It's about the kind of person Thomas is, Fox added, the kind of person who plays like football might be gone tomorrow, one who quietly takes nothing for granted.

Thomas has earned respect, however quietly, from his coach and around the league. Sherman has fielded questions about the matchup, too, and there's no knowing who's going to come out on top come Sunday.

"I definitely think he's in the top five [receivers]," Sherman said of Thomas. "He's put together a heck of a year and done everything in his power to put himself in that conversation. He's made the big catches. He's made a lot of runs after the catch and turned small plays into huge plays. I think that he's a great receiver, and he's a great competitor."

That's the thing about Sherman: He won't mince words, not about himself, and not about his opponents, either. He's the model Seahawk. He's young, once overlooked, great. He's trendy and memorable.

Thomas, in turn, is a Bronco through and through. He blends in, one of many. His greatness is expected because he's playing with Manning and he's a former first-round pick, but just because it's expected, it is no less notable.

"It's a pleasure to coach a guy like Demaryius, because he comes to work hard every day, and he practices every rep like it's a game rep," Broncos receivers coach Tyke Tolbert said. "He doesn't say a whole lot, and you like to coach guys like that."

It's not that Thomas' way is right, or Sherman's is wrong, or vice versa. Intensity comes in many a brand, and in the end, the differences are negligible.

"It's the Super Bowl," Thomas said. "He [Sherman] wants to win, I want to win."

What Thomas does in a whisper, Sherman bellows. That's it. That's all.

Julius Thomas' skills honed on the hardwood

By Arnie Stapleton
Associated Press
January 27, 2014

JERSEY CITY, N.J. (AP) — Broncos third-year tight end Julius Thomas began the season with more NCAA tournament trips (two) on his resume than catches in the NFL (one).

Now, the former power forward at Portland State is the key to Denver's record-shattering offense, freeing up Demaryius Thomas, Eric Decker and Wes Welker, especially in the red zone.

The 6-foot-5, 255-pound late-bloomer is also a bulls-eye for some of Manning's biggest moments, like when he caught his 51st TD throw that broke Tom Brady's single-season record, one of a dozen touchdown passes he caught this year, breaking Hall of Famer Shannon Sharpe's team record for tight ends.

He was Manning's main target in the AFC Championship, too, with eight receptions for 85 yards a week after his two clutch third-down catches helped ice Denver's win over San Diego.

"Sometimes I have to remind myself," Manning said, "that he hasn't played a ton of football."

A giant banner of Thomas hangs outside the media hotel in Times Square, an indication of just how far this relative football toddler has come.

"Is my helmet on?" Thomas asked sheepishly Monday while aboard the Cornucopia Majesty ship, docked outside the team hotel across the Hudson River.

Yes.

"OK, that's good. So, I won't get recognized too much," Thomas said. "That's a lot of people walking by seeing that thing."

He might want to get used to the spotlight.

With the wintry weather and Seattle's stingy secondary sure to stifle some of Manning's other options, Thomas could be Denver's X-factor in the Super Bowl.

"No, this isn't something that I imagined doing when I was 20 years old getting ready to play in the NCAA tournament," Thomas said. "I wasn't thinking, 'Man, if you just fast-forward that clock a little bit, you'll be competing in the biggest game

in America.' It's just a blessing to be here. I've been very blessed in my athletic career, so I'm going to enjoy it."

Thomas played just one year of football in college after exhausting his eligibility on the hardwood. He tried to line up with the receivers on his first day of practice but was ushered over to the tight ends group.

"I was like, 'What? Hold on, I don't know about all that,'" Thomas recounted. "But Coach (Nigel) Burton, he sat me down and we talked about it and he told me that he felt if I played tight end I'd be able to create matchup problems."

Sure enough, he caught 29 passes for 453 yards and earned All-Big Sky Conference first-team honors in 2010, and he caught a touchdown pass and the attention of scouts at the East-West Shrine Game.

"I really thank him for helping me decide to play tight end," Thomas said. "It was a great move on his part to not let me play receiver. I've loved playing tight end ever since."

Broncos boss John Elway said Thomas reminds him of Sharpe, who was his co-pilot when he was leading the Broncos to Super Bowl titles from the huddle.

"It was like Shannon, who do you cover Shannon with? A corner? Or do you cover him with a safety or a linebacker," Elway asked. "So, the matchups were always very favorable."

Thomas' only obstacle was staying healthy.

He got hurt on his first catch as a pro, hobbling off the field with a high right ankle sprain on Sept. 18, 2011.

When Manning picked Denver as his destination that following spring, Thomas was among a handful of guys who gathered on local high school fields for clandestine workouts during the lockout, but soon he needed surgery and wouldn't catch a single pass in 2012.

He gained confidence, however, running with the scout team and capitalized on extra time with Manning last offseason when it was Jacob Tamme and Joel Dreessen who were hurt to gain his quarterback's confidence, too.

He was pretty sure only friends and family picked him up in fantasy football leagues before his five-catch, 161-yard, two-touchdown performance against Baltimore in the NFL opener on Sept. 5 — 729 days since his first NFL reception.

He finished with 65 receptions for 778 yards and added 14 receptions for 161 yards in the postseason. All the while, he flashes some of the same moves on the football

field that he used to showcase on the basketball floor, where he was a bully on the blocks.

Shielding a defensive back to give the quarterback an opening, he said, is just like posting up a player under the basket to give the point guard a clear passing lane.

Tight ends with power forward in their DNA are matchup nightmares because they're faster than linebackers and bigger than safeties, said Thomas' position coach, Clancy Barone, who's also tutored the alpha hoopster-turned-gridiron great, Antonio Gates.

What set Thomas apart was being such a quick study after walking on as a college senior.

"We knew he was very grown-up football-wise," Barone said. "What's the best way to put this, he wasn't immature as a football player. He wasn't like your typical guy with the big eyes that say, 'This is all so new to me.' He's a guy that you could tell knew football. He had studied football and he was acting like a pro already. That's a rare find."

Slow and steady: Danny Trevathan emerges as Denver's defensive leader

By Chris Burke

SI.com

January 30, 2014

JERSEY CITY, N.J. — That Danny Trevathan — 6-feet-and-change and about 235 pounds — was smaller than the ideal NFL linebacker came as no surprise to scouts prior to the 2012 draft. But there was another issue.

Trevathan was slow.

He did not run the 40 at the combine, then posted a lumbering 4.82-second time during Kentucky's Pro Day. That's a time equal to the marks put up that year by QB Kellen Moore, 300-pound defensive tackle Kendall Reyes and Auburn center Josh Harris, among others.

Trevathan had just wrapped a college career that included 144 tackles in 2010 and 143 in '11, the latter of which landed him on Sports Illustrated's All-America Team, alongside Lavonte David and Manti Te'o. And suddenly, that barely mattered. Drafting a linebacker who is either too short or too slow is one thing. Taking a guy who fell into both categories? Almost unthinkable.

But at least for Denver linebackers coach Richard Smith, Trevathan's performances at the combine and Pro Day did not mesh with the player Kentucky had trotted out on the field for four seasons. So he decided to check in with Trevathan one more time.

"Are you faster than that 40 time?" Smith asked.

"Yeah," Trevathan responded. "I had a pulled hamstring. ... When I'm healthy, I'm a 4.45 guy."

"Oh, come on," a hesitant Smith said. "Don't be kidding me."

"Give me another opportunity, and I'll run a 4.4 for you."

The Broncos provided Trevathan with that second chance and then some, after stopping his slide through the draft in Round 6. Trevathan's story could have become a footnote there — the selection Denver used on him, No. 188 overall, was one of the picks acquired by trading Tim Tebow to the Jets.

Instead, he worked his way into Denver's rotation during his rookie season, before making the coaching staff another promise headed into 2013.

"I told them, 'I hope you're ready for the person I'm going to come back as,'" Trevathan recalled. "They said, 'I hope you're not just talk.'"

He wasn't.

"He came back as just a totally different-looking guy," said Smith of Trevathan's offseason metamorphosis to a player more capable of handling the NFL's rigorous schedule. "But don't give [playing time] to them, they have to earn it. Over time, as you kept watching him work and watching him compete, he earned that right."

Trevathan's first game as a Broncos starter, in the NFL's season-opening showcase game between Denver and Baltimore, threatened to unhinge all of his progress. With the Broncos en route to a blowout victory, Trevathan stepped in front of a Joe Flacco pass and appeared headed to the end zone for a pick-six.

He made it across the goal line. The football did not.

Trevathan started his celebration early and let go of the ball inches shy of the end zone. When he reached the sideline, all Trevathan could do was apologize.

"That was definitely a sign that let everybody know that he's maturing," Wesley Woodyard said. "He came back strong, and he hasn't looked back since. He's a fighter, he loves this game."

Even though Seattle wide receiver Golden Tate had no opinion of Trevathan when he was asked about him this week — "It's just another guy," Tate said — the Broncos likely would not be here without their former draft steal. Trevathan played 963 defensive snaps this season, per Pro Football Focus, which ranked as No. 2 on the Broncos behind now-injured cornerback Chris Harris; no other linebacker was on the field for more than the 765 snaps from Wesley Woodyard.

It was an injury to Woodyard, also a Kentucky football product, that opened the door for Trevathan to take over play-calling duties. Sunday, Trevathan will find himself with his usual plethora of responsibilities, from trying to slow down Marshawn Lynch to checking Seattle's tight ends in coverage.

"Danny's best attribute is he's very instinctive," said Smith, who compared Trevathan to former NFL linebacker Jamie Winborn, a member of seven different franchises from 2001-10. "Really good cover skills — we can match him on a tight end or running back. He has things you can't coach: speed, quickness and instincts."

Said Denver head coach Jack Del Rio: "I think Danny Trevathan is the kind of a guy who's ascending and has really become a strong player for us. Because of this season, I would call him an emerging player. Very productive, very instinctive. I think he's got a very bright future."

Based on his draft position alone, Trevathan's rise from a possible special-teams player to a depth guy on the linebacking chart to an irreplaceable member of this Denver defense could fall under the banner of a complete surprise. Woodyard, for one, expected it.

"I was never surprised to see him play as good as he's playing," Woodyard said. "I watched Danny in college and once he got here, he's just accepted his mode. He's continued to become a bigger and better man on the field and off the field."

Fortunately for the Broncos, Trevathan also proved to be a faster man than the rest of the league saw prior to the 2012 draft. There certainly has been nothing slow about his ascension this season.

In Defense of Big Dreams

Colorado native Mitch Unrein finally got the chance to be a Bronco.

Lindsey B. Koehler
5280 Magazine
August 2013

You know the type: They're the "big uglies," the human tanks, the kind of men who can carry three bills but make it look like two and a quarter. Guys with bear-paw hands and square heads and arms the size of grown men's thighs. On any given Sunday, the indentations of their belly buttons show through jerseys that look as if they're two sizes too small. These are men whose names you don't know but whose physiques give them away. They are linemen. Offensive, defensive—it doesn't matter. They're the muscle, the labor, the ignored-by-fans-but-loved-by-coaches supersized humans who don't get their jockstraps in a twist about the fact that glory rarely comes to those who do not play a skill position.

It would be easy to think physical makeup—genetics that engineer outrageous height, weight, speed, and strength—is the most critical factor in determining who will play the line in the National Football League. And maybe it is. A guy might be the most intuitive defensive tackle who ever stood the line of scrimmage, but if he's not 6-foot-5 and 310 pounds and can't run a 4.8 in the 40, he's not NFL material. So, yeah, DNA matters.

But there's something else. Lost in the mix of haughty wideouts sporting gold grillz and pretty-boy quarterbacks with supermodel girlfriends is the honest-to-goodness truth that playing in the NFL is a job. A go-to-meetings, show-up-on-time, study-the-playbook, understand-the-competition job. Players who don't treat it that way, who rely on their prototypical NFL builds or freak-of-nature athletic talents, aren't going to be employed for very long.

In short, work ethic is nearly as important as genetics. At least, that's what Mitch Unrein says as he looks out over Grasmere Lake in Washington Park. His 6-foot-4-inch, 305-pound frame makes the green bench he's sitting on look as if it had been made for a child. His sheer size would be intimidating if the 26-year-old, third-year defensive tackle for the Denver Broncos weren't so soft-spoken, if he didn't laugh so easily, if his hazel eyes didn't give away his earnestness. His pale skin begins to turn pink under the piercing sun, but he hasn't noticed. He's too busy talking: about college ball and the pro game. About his hometown of Eaton. About being a second-generation Coloradan. About the industrious parents who taught him the importance of hard work. Football players are notoriously ineloquent, but Unrein has an easy cadence. In 30 minutes, not one sports cliché has slipped past his lips.

What he does disclose is refreshingly candid: "I guess I'm what they call a lunch-pail guy," he says with a shrug. "I'm tough and competitive, but mostly I show up to work, I work hard, I'm consistent, and I get it done without too much

complaint.” He says this in a tone that suggests he’s simultaneously proud of and frustrated by the blue-collar moniker.

By all accounts, Unrein had a solid sophomore season in 2012 with two starts, 20 tackles, and at least two highlight-reel-worthy plays. But playing behind Justin Bannan and Kevin Vickerson, two of the better defensive tackles in the league, Unrein only saw 280 snaps (most NFL teams average 60 to 65 offensive plays a game). It was enough to show great potential but may have been insufficient to earn him a starting job in 2013. Not that he’s complaining. Unrein is incredibly self-aware: He knows he’s of average athletic talent compared to other NFL players, he’s a bit undersized, and there are few people he could beat in a footrace. He has to put in more hours at the gym than the next guy—maybe even more than newly drafted rookie tackle Sylvester Williams—and, even then, he still may not be first on the depth chart. Unrein is used to that, at ease with being disregarded and underestimated. It’s happened time and again—and not just in the league. Until now, he’s been OK with it because, well, it’s always worked out for him in the end. But with a one-year, \$555,000 contract with the Broncos set to expire at the end of this season, Unrein would be being dishonest if he said he didn’t want to give the organization he rooted for as a child every reason to keep him.

Life is different growing up in a house only accessible by dirt road. Long stretches of mud-caked gravel denote a degree of isolation, of self-sufficiency, of a lack of need for creature comforts. Dirt roads separate those who don’t mind being able to see into their neighbor’s kitchen window from those who feel claustrophobic without acres of rolling farmland for a backyard. Mike and Kay Unrein fall into the latter group.

The modest red brick ranch house hugs one corner of three acres of undulating land the Unreins purchased in 1990, when they escaped the too-crowded neighborhood where they had lived in downtown Eaton, population 4,467. Their fondness for wide-open spaces comes honestly. Mike was born and raised by a construction worker dad and a homemaker mom in the Eastern Plains town of Sterling. He had seven siblings. Kay was born in Burlington and reared in Stratton, 150 miles east of Denver. She also was one of eight kids.

So it’s hardly surprising that after meeting in a bar in Sterling and marrying five years later, in 1977, the Unreins remained on the Plains (first in Sterling and then in Eaton) and had six kids: Nicole, Natalie, Michael, Marty, Mark, and finally Mitch, the baby of the family, who as a youngster liked to dress up as either John Elway or a cowboy every day and was somehow saddled with the nickname Pig. “I really don’t remember how it started,” Mark says. “I just know we kept calling him Pig mostly because he hated it so much.”

That’s the way the Unrein house was. No one got a free pass on anything. Don’t like your nickname? Too bad. Got roughed up playing football in the front yard? Shake it off. Not thrilled about having to slaughter a chicken? Suck it up. It wasn’t an unloving home—quite the opposite—and the Unrein kids never wanted for much, but there was precious little coddling. And that was by design. Mike and Kay

wanted their kids to be self-reliant, to understand no one owed them anything, and to know they shouldn't depend on anyone but themselves. Above all, their kids would know the meaning of hard work.

Mike and Kay didn't just preach; they taught by example. Right out of high school, Mike went to work roughnecking on oil rigs in Colorado, Nebraska, and Wyoming, working nearly every week, often for six or seven days straight. He would labor 24 hours a day, sometimes in 50-below temps. Even when the kids were young, the schedule remained the same. Mike didn't have a choice: The money was good. He had to go where the work was.

That meant Kay took care of the kids by herself much of the time. It was a job no less grueling than being on the rig, but Kay—who was gentle and kind but could still drop the hammer on her ornery boys if necessary—didn't mind the responsibility. She handled the laundry, the cooking, the shopping, trips to the doctor, visits to the dentist, haircuts, school plays, homework, PTA meetings, birthday parties, sleepovers, boyfriends, girlfriends, and, especially, sports practices. Mike and Kay never pushed athletics on their kids; in fact, they were never allowed to play on expensive and time-consuming traveling or club teams, although they could have. The Unrein kids were all gifted—and extremely competitive—athletes. The girls were swimmers. The boys were wrestlers and football players. None of them would have admitted it back then—Mark will only begrudgingly acknowledge it now—but as Mitch progressed through high school, it became obvious to everyone that he was not only the most adept competitor in his family, but he was also one of the most capable athletes among his peers.

Capable, yes...but impressive? The football coaches at University of Colorado Boulder and Colorado State University, where Mitch had dreamed of playing on a scholarship, weren't convinced. Perhaps they were unenthused by his play at linebacker, or maybe they thought he was too small at 215 pounds. More likely they simply overlooked him because he played for a tiny rural high school. Whatever the reason, the youngest Unrein got his first unsavory taste of being unwanted as a high school senior when the state's two big-time programs failed to offer him a place to play. It was disheartening not just because Mitch loved the game of football, but also because, like his sisters and brothers before him, Mitch was responsible for putting himself through college. A scholarship would've meant carrying a significantly lighter debt load after graduating with a criminal justice degree.

Mitch's sister had swam and two of his brothers had played football at the University of Northern Colorado on small scholarships. Mitch could have followed suit; coaches at UNC were begging him to play there. But he felt he owed it to himself to at least try to play at a Division I school. When the University of Wyoming nudged him to accept preferred walk-on status, a designation that meant he'd play but wouldn't receive any financial aid, he took it. Just weeks after arriving in Laramie to play for head coach Joe Glenn, the program realized what it had in Unrein and promised to scrounge up scholarship money for the Colorado kid's red-shirt freshman season.

Unrein played brilliantly—mostly at defensive end—for a subpar Wyoming program that went 22-27 during his tenure. As his father Mike says: “Mitch became very familiar with the agony of defeat—and it wore on him a bit.” His senior year, however, was less of a downer. Although Unrein’s tackles total was significantly lower than in his junior and sophomore seasons—probably because of a nagging injury Unrein didn’t disclose to anyone but his defensive line coach—the Cowboys earned a trip to the New Mexico Bowl, where Unrein was named defensive MVP in a 35-28 double-overtime win. It was an unexpected exclamation point on a college career that wasn’t often flashy or victorious, but that was successful enough to make Unrein believe he might have a shot at playing on Sundays.

Of course, less than two percent of NCAA football players go on to the NFL. For a guy who was underrecruited out of high school and played defensive line in a midmajor college conference, the percentages were probably even worse. But people were talking about him. There was chatter around the sports agent water cooler that there was a sleeper in Wyoming—a kid who loved the game, who could flip the switch on game day, who was a relentless worker, and who had a remarkable capacity for enduring pain.

Unrein didn’t talk with his family much about his aspirations to play pro ball, but he discussed them at length with his Wyoming teammate and roommate Danny Dutmer, a one-time NFL hopeful himself. “Mitch was a humble guy,” Dutmer says, “but he wanted it. I knew he wouldn’t just give it up.” Unrein did want it—but he also knew what he didn’t want: to end up in the oil business like all three of his brothers had after college. And he really didn’t want to end up busting his ass on an oil rig—a job his then 60-year-old father couldn’t seem to shake. “Mitch came with me out to the rig one year over his spring break,” Mike Unrein says, chuckling at the memory. “I remember him saying he needed to practice harder so that he wouldn’t have to roughneck.”

Working a rig became a more realistic possibility, however, when Unrein went unselected in the 2010 NFL draft. Although he had interviewed with teams such as the New York Giants and the Chicago Bears leading up to the draft and taken dozens of calls from seemingly interested organizations during the latter rounds, Unrein found himself a rookie free agent on April 25, 2010. Unrein’s agent, Sunwest Sports’ Frank Bauer, told his young client not to worry, that being a free agent was not a catastrophe. Big names like John Randle, Kurt Warner, Arian Foster, Tony Siragusa, James Harrison, Tony Romo, Victor Cruz—all those guys were at one time undrafted rooks. Days later, it looked like Bauer had been right. On May 7, Unrein became a Houston Texan with a \$7,500 signing bonus. But the contract was short-lived: Unrein didn’t make the 53-man roster or the eight-man practice squad. By mid-August, he was living back at his parents’ house in Eaton.

Mike and Kay say they would’ve given him a week or two to lie on the coach and wallow, but within days their 23-year-old son had gotten a job—cleaning residential sewer lines—that would pay the bills but still allow him enough time for training, which his agent told him was critically important. Unrein also began assisting his old high school football coach, Kevin Ross, with Eaton’s 2010 squad. It was a

productive and feel-good way to pass the time until Bauer could find an NFL team that needed a practice-squad guy, something the agent was certain would happen at some point that fall. Unrein was less confident: He had begun to entertain the idea that the dream was over. He was disappointed but pragmatic. Football was the career he had always wanted, but he knew he could find another line of work.

On the morning of October 19, 2010, Unrein was getting ready to hit the gym when his cell phone rang. He missed the call. When he had time to listen to the message a few minutes later, he realized how critical the call had been. The message was from Bauer: The Denver Broncos wanted Unrein in the Mile High City for a physical in just under two hours. He packed an overnight bag, called his sister, Natalie, who was living in Denver at the time, and pointed his old Pontiac Grand Prix south on I-25. Less than 24 hours later, Unrein had gone from cleaning sewers and volunteer coaching high school kids to being a practice-squad signee, donning number 96, and lining up against guys like Kyle Orton, Tim Tebow, Knowshon Moreno, Chris Kuper, J.D. Walton, and Zane Beadles at Dove Valley. The kid who grew up in Colorado and pretended to be ol' No. 7 had lived up to his own expectations. He was a Denver Bronco.

If you've ever seen the movie *Rudy*, you have an idea of what it's like to be on a football practice squad. You also probably know that, unlike the Hollywood version, it's a punishing existence that rarely, if ever, ends with a Rudy Ruettiger-style, carry-him-off-the field celebration. For Mitch Unrein, however, it was the chance he'd coveted. In the second half of the Broncos' 2010 campaign, Unrein played the line, endured brutal hits, and got back up in the name of getting Kyle Orton and the rest of the active roster guys ready for opposing defenses. Practice squad players go to every organized team activity (OTA), watch all of the film, run all of the special teams reps, and participate in all of the lifting sessions, but their pay is considerably lower (in 2010, the minimum pay was \$5,200 per week), they don't accrue credited seasons that count toward retirement, and they aren't allowed to play in games. Still, there are upsides: As a rookie, time on the practice squad allowed Unrein to learn the defensive tackle position, fine-tune his technique, and begin catching up with the accelerated speed of the pro game.

Practice squad players don't experience the pressure of Sundays—but they deal with a different kind of stress. These men are playing to win a livelihood. Their sole goal is to make the following year's 53-man active roster, and they know they're being evaluated every day. The game of football takes an obvious physical toll, but the uncertainty of the career path can exact an emotional toll that's equally taxing. Fortunately for Unrein, the improvement and consistency he displayed as a practice squad signee and during OTAs and summer camp before the 2011 season compelled head coach John Fox and company to put him on the active roster for a team that would ultimately go into the second round of the playoffs with Tim Tebow under center.

Unrein played in 14 games and made eight tackles during the 2011 season, but he rarely saw more than 10 plays per game. Still, he was improving. And after having experienced the sensation of running out of the tunnel at Sports Authority Field at

Mile High dressed in home orange, Unrein was determined to increase his on-field presence. So when the defensive staff asked Unrein to put on 15 pounds of lean mass in the offseason, he did exactly that.

The added bulk worked. Going into the 2012 season, his second full year on the active roster, Unrein felt stronger and more capable—and it showed. Defensive line coach Jay Rodgers regularly rotated him in on the defensive line in the first weeks of the season. And other coaches—offensive coaches—began to take notice of Unrein's abilities as well.

It started out simply enough: The O-line coaches wanted number 96 to line up for an extra push on goal-line plays. Maybe give Peyton Manning some extra space and help Willis McGahee find the end zone. Plus, coach Rodgers, who says he's pretty sure Unrein would go in at wide receiver if someone asked him to, didn't mind his tackle playing both ways. He knew it was important to Unrein to contribute to the team—and that's difficult for any coach to refuse. But then tight ends coach Clancy Barone asked a question the young defensive tackle wasn't expecting: "Can you catch, kid?"

"I just said, 'Yes,'" Unrein says. "But, really, I had no idea if I could catch." His hands didn't fail him when the team rehearsed what became known as the Cowboy Package, in which Unrein lined up as a fullback and slipped through the unsuspecting defense to catch a short-yardage pass. "I made sure to catch everything Peyton threw at me in practice," he says. "Then I'd take more throws from Brock Osweiler and Caleb Hanie after that."

It was never really clear to Unrein whether head coach John Fox would call the play in an actual game—until there was 8:56 left in the first quarter of the December 2, 2012, contest against the Tampa Bay Buccaneers. "They called the play," Unrein says, "and I just kinda looked around like, Really? The one where I go out and catch the ball?" No one had time to answer his quizzical look. Unrein says the play happened so quickly he didn't have time to get nervous before the ball was snapped.

The Fox Sports announcers immediately noticed Unrein had lined up as "an extra lineman for blocking" for first and goal from the one-yard line. The Bucs' defensive end and linebacker also clearly thought Unrein had been brought in as a fullback to block for a running play. The two defenders bit hard on the run, allowing the 305-pound fullback to bounce off the DE, rumble out to the left, and find the front corner of the end zone at Sports Authority Field. An uncharacteristic duck of a spiral from quarterback Peyton Manning hit Unrein in the hands, and after taking four or five baby steps to make sure he was inbounds, the kid from Eaton spiked the ball. Joel Dreessen, Zane Beadles, Ryan Clady, and Virgil Green joined Unrein in the end zone as did Manning, who gave the second-year player a high five and a helmet bump before handing him the ball and telling him "nice job."

In a moment that big men everywhere celebrated—and envied—Unrein captured a bit of the glory that so often escapes the hard-working boys in the trenches: He

became the first defensive lineman in the history of the Denver Broncos to catch a touchdown pass. "I kinda wish I'd done a little dance," Unrein says, laughing at the thought of it. "I was so excited I didn't know what to do. It's probably just good I didn't embarrass myself."

The AFC divisional playoff game on January 12, 2013, hadn't gone exactly to plan. Despite the fact that more than 76,000 fans had withstood temperatures cold enough to freeze a beer, and despite the fact that late in the fourth quarter Denver appeared ready to send Ray Lewis into retirement, the Broncos let the fairy-tale season slip away. The air in the blue-and-orange-clad locker room after the final seconds ticked away in the 38-35 double-overtime loss was heavy with tension. The muted sounds of men showering and dressing, mostly without talking, were punctuated by sporadic outbursts of anger. Unrein was heartbroken by the loss—not because he had played poorly (he hadn't) or because he didn't know what it was like to lose (he certainly did), but because he had never before been part of a team with such chemistry and talent. He had truly believed they were going to the Super Bowl. When he finished dressing, he walked out into the hallway in the belly of the stadium. His sister and brother were there waiting for him, ready to console him with a hug—and a trip to La Loma, a Mexican restaurant near Sports Authority Field Unrein likes to visit after games.

Before they left the stadium area though, they made a stop at the family tailgate. Most players don't visit the parking lot on Sundays, but Unrein makes his way there before and after most home games. Why? Because at every game held in Denver, including those played in subzero weather, number 96 has a huge contingent of tailgaters. With seven aunts and uncles from both sides of his family—and all of their spouses and kids and their kids' kids—as well as his five siblings and their families, the parking lot cookout is a well-attended affair. In fact, Unrein has so much family in Colorado—he estimates the number could be in the hundreds stretching from Brighton to the Kansas line—that his jersey is one of the few, if not the only, nonstarters' jerseys being sold in the Broncos team store at Sports Authority Field.

Although his jersey hangs next to Peyton Manning's, he shares the field with Pro Bowl defenders like Champ Bailey and Von Miller, and Broncos defensive line coach Jay Rodgers says he would trust Unrein's play in any situation, Unrein is mostly still in awe of his position. He sometimes can't help but smile when John Elway sits down with him to have breakfast at Dove Valley and asks about Unrein's girlfriend of more than two years, Corey Cogdell, an Olympic bronze medal-winning trapshooter who trains in Colorado Springs. Unrein has to pinch himself when he looks at the Tampa Bay game ball, signed by Manning, which sits atop his trophy case in the condo he rents in Englewood.

That's probably because Unrein still just thinks of himself as a guy from Eaton. He still has dinner with his old high school football coach Kevin Ross. He likes to play golf but says he isn't very good so he usually just plays at a little par 3 near his condo. He took his first-ever extended vacation during this past off-season, but he doesn't like missing too many days of training. He sends gently used cleats and

gloves from his teammates to Eaton High School's football team, and last year he secured some old gym equipment the Broncos were going to donate for the school's weight room. He does signings and appearances and shows up on a few local billboards for the Weld County Garage, a dealership in Greeley that gave him a new GMC pickup to drive in return—otherwise, Unrein says, he'd just be driving the old Pontiac he got right before leaving for college.

The humility Unrein projects is just who he was raised to be: an easygoing kid from a blue-collar family who never took anything for granted. But it would be a mistake to think Unrein doesn't aspire to break free of that anonymous lunch-pail-player label someday. Not to change his workmanlike ways or to be someone he wasn't taught to be, but to see that work pay off with a multiyear contract.

With the first of four preseason games on August 8 and 16 regular season games stretching out ahead of him, Unrein wants to live up to the team's expectations. He knows he'll need to produce in a big way—with consistency on the run, proficiency against the pass, and 30 or so tackles with a sack or two—to do that. If he doesn't, Unrein understands his days with Denver—who would have to sign him to a multiyear contract or pay him more than \$2 million for one year as a fourth-year player—could be numbered. Unrein says he would rather be here in Denver, live near his family, and play as a Bronco forever. It would hurt, he says, if that couldn't happen. But if his contract runs out and Denver can't keep him, Unrein will simply go where the work is. "It may not be in Denver," he says. "But if I can make a living in this job—if you can even call it a job—I'll go wherever I need to go to do that."

Broncos Q&A: Denver guard Louis Vasquez

Super switch "a no-brainer"

By Patrick Saunders
The Denver Post
February 1, 2014

NEWARK, N.J. — Louis Vasquez made the right decision.

When the former San Diego Chargers guard became a free agent last year, he had plenty of suitors. But he wasn't looking only for more money. He wanted to play for a winner too.

The Broncos signed the 335-pound lineman early in free agency because they figured he would help protect quarterback Peyton Manning and open lanes for their running backs. Denver gave Vasquez a four-year contract worth \$23.5 million.

He responded with an all-pro season and helped the Broncos (15-3) advance to their first Super Bowl in 15 years.

Vasquez, with his Mexican-American heritage, was a big hit with Spanish-speaking reporters who attended Super Bowl media day.

Q: Why did you choose the Broncos?

A: I just was looking for where the team was headed, what kind of chemistry we'd have throughout the team, and overall where the location was. It was a no-brainer for me. Going from San Diego to Colorado, it's a big difference, but (it's) two different beauties, I'd say. You have the mountains and the landscape in Colorado, and the beaches in San Diego. For me it's just a different beauty, and I've been loving it ever since.

Q: What's your relationship like with center Manny Ramirez? You seem tight.

A: We call each other brothers. We played with each other two years at Texas Tech. Once I got here, he was one of the first teammates I called. I was like, "Hey, we're teammates again." We kind of picked back up where we left off in college, and he made my transition that much easier from San Diego to Denver.

Q: You're in the Super Bowl now. That must be kind of surreal.

A: It is. Just waking up every morning and telling myself, "Hey, we're here." We haven't accomplished what we want to accomplish just yet, but just to know that

this is Super Bowl week, and we're actually playing in it, has been one of the most surreal things that I've had to deal with.

Q: Your Mexican-American heritage seems very important to you. Is that accurate?

A: It's everything for me and Manny as well. To have everybody like you watching this Sunday, it's an amazing feeling.

Q: What does it mean to be representing the Latino community in the Super Bowl?

A: I actually spoke with Manny about it. It can be overwhelming, but we're taking it for what it is, and it's awesome to know that we have such a large group, especially the youth out there watching us. Hopefully it opens their eyes to say anything is possible, no matter what it is.

Q: How are you dealing with this week? Keeping your focus on the big game?

A: Just trying to keep my emotions in check. There's a lot going on, this being Super Bowl week and all. Being in the biggest city in America already, and the Super Bowl being here, there's so much going on. Just to mentally keep yourself focused on the goal you have at hand. That's probably my biggest challenge right now, just keeping everything in order, everything small-focused, and preparing for the ultimate game.

About Vasquez

2001-04: Considered one of the best offensive linemen in Texas while attending Corsicana High School.

2005-2008: Vasquez was a four-year letterman at Texas Tech, where he started 34-of-39 career games and received all-Big 12 Conference recognition after his final three seasons.

2009: Selected by the Chargers in the third round (78th overall) of the NFL draft. Vasquez started in 14 games for San Diego while helping the Chargers win their fourth consecutive AFC West Division title.

2010: Started only 10 games for San Diego, missing time because of knee and neck injuries.

2011: Vasquez started in 14 games, helping a San Diego team that ranked sixth in the NFL in total offense.

2012: Was the only offensive lineman in the NFL to start every game, commit no penalties and allow three or fewer sacks (2½).

2013: Signed by the Broncos as an unrestricted free agent. Vasquez started all 16 regular-season games, allowed no sacks and was named to his first Pro Bowl. He was the only player to participate in 100 percent of the Broncos' offensive or defensive snaps.

Webster Working Through Injury

By Mike Morris
DenverBroncos.com
December 26, 2013

ENGLEWOOD, Colo. -- Returning to the practice field with his right hand in a cast less than two weeks after having surgery has been anything but a picnic for cornerback Kayvon Webster.

The rookie cornerback, however, is back on the field and hard at work to get back to contributing on defense.

"It's been very difficult for me but I'm getting through it -- coming out to practice and planning to play," Webster said after practice on Thursday.

Webster, who fractured his thumb during the Broncos' Week 15 game against the Chargers on Dec. 12, noted that only being able to use one of his hands is something he's conscious of on the field -- but something he is also growing more comfortable with.

"You know, during practice those are things that are going through my head," he said. "Once practice progresses, I'm pretty much cool with it. It's just getting me better, getting my feet together, giving me another to element."

Webster noted that he didn't initially realize his thumb was broken when the injury happened, as he instead stayed on the field and continued to play.

"It was something I realized later," he said. "I was just playing in the game and I came to the sideline, tried to take my glove off and I noticed my hand was pretty much swollen. They told me to look at it after the game and after the game they said it was broken."

Webster noted that he has gotten used to using only his left hand as a result of the surgery that the cornerback underwent the day after the Chargers game.

"I got six screws, five pins in it, nine stitches -- you know, the basics," Webster said with a chuckle.

"It's not really painful right now, it's just different," he added. "I've never had a cast before. I've never had surgery before for that matter. It's just different going through that whole process."

Defensive Coordinator Jack Del Rio noted that Webster's availability will be dependent upon how well the cornerback adjusts to playing with his unfamiliar appendage.

"He's going to have to get used to playing in that cast," Del Rio said. "That's what it will be. He's going to be in that thing for the duration of this season I believe. How he acclimates himself with that thing and being able to play with that will determine how much we can use."

Regardless of when it is that Webster is able to rejoin the defense, one thing was unmistakably clear to Del Rio about his cornerback's character after the San Diego game.

"Tough kid, I think he loves to play and wanted to be there for his teammates and fought through – clearly had to be painful," Del Rio said. "So you admire that when you see that. There are a lot of different aches and pains and things and you try to separate injury from just the pain you're feeling and I think he played right through that thing and didn't realize that he was actually injured and they had to fix it."

"Courageous, good to see, good young, tough player," he added. "He's got a bright future for us and he'll be a good player."

Welker wastes no time in Denver

By Arnie Stapleton
Associated Press
November 20, 2013

ENGLEWOOD, Colo. (AP) — There are some things in life that just get better with age. Love letters. Fine wine. The rapport between a receiver and his quarterback.

Yet, Wes Welker hasn't wasted any time becoming Peyton Manning's top target, just as he quickly became Tom Brady's bull's-eye in New England.

Welker set a franchise record with 112 catches his first year with the Patriots in 2007, when Brady set the NFL record with 50 touchdown passes

Manning is on pace to break that mark with 54 TDs this season, thanks in good measure to Welker, who has already matched his career high with nine TD catches.

The Broncos are on pace to score 636 points, which would break the NFL record of 589 set by the '07 Patriots.

"That was a great year for us," Brady said. "You watch what these guys are doing and they have better numbers than we had. It's incredible to score points like that."

Welker is the common denominator.

With a team-best 61 catches, he's had an immediate impact in Denver, where the Broncos were already rich at receiver and even though in Manning's mind, it takes years, not months, for a QB and a receiver to work out the kinks.

Those who know Welker say he sped up that process through an uncommon mixture of talent, work ethic and determination, the very attributes that have made him the league's pre-eminent slot receiver.

"The biggest thing I see is the competitive nature," Broncos interim head coach Jack Del Rio said. "Those two guys are as competitive as they come, and I think that's part of the fuel that drives him to work the way he works at being prepared and at being on the same page."

Former teammate Rodney Harrison, who is now an analyst at NBC, said, "Everyone looks at all his catches and what he's done from a numbers standpoint, but I think the thing that goes unstated is how much effort he puts in as far as the mental aspect of the game. I mean he's chasing Tom Brady down, he's always in constant communication with the offensive coordinator, the wide receivers coach, always wanting to learn, always wanting to get it right. And you can see the frustration on the field if it doesn't go perfect with Wes."

What makes Welker so special, Harrison said, isn't what he does on game day but what he does the rest of the week in the meeting room, the weight room, the film room, even the locker room.

"The thing that really makes him great and really has elevated his career was his willingness to learn the system and learn his quarterback. I think with all those years that he's been with Brady, obviously when he goes to another great quarterback similar to Brady — maybe a little more of a 'brainiac' than Brady — he's already prepared because he knows, because he just came from one of the best," Harrison said.

Welker's smooth, swift transition is no surprise to Brady.

"Well, he's got a great understanding of the game and coverages, defenses, how to run routes, how to set up routes," Brady said. "I know that he's got great awareness and you can see with those two already, I've seen a lot of their games and their offense and they do a great job and they have a great connection."

Manning looks at Welker as a sage who has brought along youngsters Demaryius Thomas, Eric Decker and Julius Thomas, teaching them the finer points of the position.

"Wes has a great work ethic and he's provided just good leadership to our offense. He was voted a captain, which is a real credit to him, in his first year," Manning said. "... And he loves football. He's a tough guy. He plays through injuries. And those are things that you appreciate about a football player, especially playing in that slot position where he's taking a lot of hits."

In fact, Welker sustained a concussion in the fourth quarter of Denver's win over Kansas City on Sunday and missed practice on Wednesday, although he participated in warm-ups, suggesting he had passed his baseline test earlier in the week.

If that's the case, he'll be able to do non-contact work Thursday and practice Friday in anticipation of facing his former team Sunday when the Broncos (9-1) visit the Patriots (7-3) in the latest Manning-Brady showdown.

Welker was getting a massage during the media access period Wednesday and didn't speak with reporters.

Manning sounded as though he expects to have Welker to throw to Sunday, and Brady said he's sure he'll see his old buddy in action.

"He's a tough guy, so he's played through everything," Brady said. "This is a big game for both teams so you have to expect their best players."

Broncos DT Sylvester Williams makes most of playing time

By Joan Niesen
The Denver Post
December 8, 2013

Broncos rookie Sylvester Williams had a long road to the NFL, one that included only a year of high school football, another year of working odd jobs and then two years at junior college. Although the defensive tackle was the Broncos' first-round pick last spring, he has had just as slow a go of it trying to crack his way into the team's rotation at defensive tackle. With Kevin Vickerson out for the year, though, Williams got 36 and then 22 defensive snaps in the team's past two games, and he might have stumbled into his best chance to prove himself.

Off the field, Williams is softspoken, although once you get him talking, the Missouri native has plenty to say. Here's a bit more about who he is, where he came from and where you can find him when he's not in his Broncos uniform.

Q: What are your hobbies?

A: I really just like to relax, play video games, go to the movies, go to the mall and shop, stuff like that.

Q: Which video games?

A: Call of Duty 2K.

Q: And what about movies? What have you seen lately?

A: I've seen "The Best Man Holiday" and "The Butler." Those are two pretty good movies I've seen lately. "The Butler" was a really good movie. I liked that a lot. I don't see everything, but I try to. I don't get a chance to get to everything, but I at least try. I go on Tuesdays, sometimes Fridays, just to get my mind away (from things) for a while.

Q: What's your favorite movie?

A: "Love and Basketball."

Q: So rewind a little bit. I know you had kind of a strange path to the NFL and that you didn't play football until you were older. What convinced you to start playing?

A: My senior year, my coaches, I was a big guy, and one of the coaches asked why I wasn't playing, and did I want to play? I said yes, and I gave it a shot.

Q: Why weren't you playing?

A: I just always liked basketball. I was a big basketball player. I played power forward. That was my first love. Plus, I was having problems staying eligible in school too.

Q: So were you the tall kid in school?

A: I was tall, early on. But then everybody started catching me. I kind of stayed at 6-foot-2 for a while. (He's listed at 6-2.)

Q: So even though you were a big guy, aren't being a big guy and being a good football player two different things?

A: Right. It was definitely tough (to get in shape). I just had to transition from basketball to football too. Football's a physical sport, so at first I was rusty, didn't use my hands. I just went out there and fought myself into shape.

Q: How much did you weigh back then?

A: I weighed like 225, and then my senior year I gained some weight.

Q: And now you're listed at 313 pounds. What on earth do you eat to maintain that kind of weight?

A: I eat a lot of chicken. I love chicken and pasta. Stuff like that. I'll sneak around sometimes and eat a hamburger. I can't eat what I want, because I've got to keep a certain weight. We (defensive linemen) have slow metabolisms, so if we eat a lot, we gain a lot of weight. I try to avoid fried food, potato chips, candy, sweet stuff like that.

Editor's note: Each Sunday, The Denver Post's Broncos reporters help readers get to know the players on a more personal level.

About Williams

2007: Played one season of football, his senior year, at Jefferson City High School in Missouri, where he underwhelmed.

2008: After graduating from high school, Williams worked odd jobs, including at a factory, with no intention of furthering his football career.

2009-10: Played at Coffeyville (Kan.) Community College. He logged 52 tackles, 12½ tackles for loss, two sacks and five blocked kicks in 2010.

2011-12: Played at North Carolina, where he logged 42 tackles and six sacks in his senior season, 2012.

2013: Selected by the Broncos 28th overall in the NFL draft. In his rookie season, it has taken him time to crack into the rotation on the defensive line, but he'll get playing time in Kevin Vickerson's absence.

Kiszla: Super script has co-stars in Wesley Woodyard and mayor

By Mark Kiszla
The Denver Post
February 1, 2014

NEW YORK — It sounds like the title of a buddy movie: "The Mayor and the Linebacker." Best friends. Forever.

But what Hollywood studio would buy this absurd premise? Are we really supposed to believe one of the best friends of Broncos linebacker Wesley Woodyard is Denver Mayor Michael Hancock? On the surface, it seems to make zero sense, until you realize they both play tough games. Football, like politics, is a full-contact sport.

Believe it: Hancock and Woodyard are buddies.

So maybe the real question is: Which job hurts more?

"Without question, the tougher job is linebacker in the NFL," said Hancock, chuckling in the telephone during an interview this week. "Football, that's a real contact sport. I'm a wimp when it comes to that stuff."

On any given Sunday, including when Denver plays in Super Bowl XLVIII, the mayor and the linebacker are likely to exchange text messages. The gist of those messages can range from a simple wassup to keep your head up.

No matter how rich or powerful a guy might be, everybody needs a wingman. For example, when Woodyard was named a Broncos captain prior to the season, among the first people he told the good news was Hancock.

"I texted Woody back," Hancock recalled. "And I told him: 'Man, you sound like you're surprised about it. You earned this. Go lead these men to a championship.' "

The mayor and the linebacker first crossed paths when they worked together at a charity event. They clicked.

Hancock is 44 years old. Woodyard is 17 years younger. You might guess the nature of their relationship is based on rubbing elbows with somebody famous in a different arena. That guess would be wrong. What seems closer to the truth? It's as if the mayor and linebacker are twin sons of different mothers.

"He's a great role model for me. He has to lead the city of Denver, and I have to lead the Broncos as a captain. You could look at it as an odd couple, a linebacker and a mayor being friends," Woodyard said. "But we do have one thing in common:

Uplifting our community is important to us, and the desire to do it comes from the heart."

This has been a dream season for the Broncos, who have won 15 of 18 games since September and now have the chance to complete the Unfinished Business Tour that began shortly after the stunning playoff loss against Baltimore at the outset of 2013.

But this season has not been easy for Woodyard. After being the league's lone player during 2012 to record at least 100 tackles, five sacks and three interceptions, Woodyard switched from outside linebacker to middle linebacker when the team couldn't find anybody else for the job.

A neck injury suffered against Dallas in early October caused Woodyard to miss two games. In early December, he lost his job as a starter at middle linebacker to Paris Lenon. With contract negotiations looming after the season, it's unclear whether Woodyard's future will be in Denver or another NFL city.

"It has been up and down for me this year," Woodyard admitted. "But what would make it all better would be winning the Super Bowl. That's the only thing that matters to me right now: winning this game. Whether you're up or down, you have to lead. You have to play at one speed, and be the same leader every day, in every situation, if you want people to follow. "

Through it all, the mayor stood behind the linebacker, who has stood tall and never griped.

"I've told him, when you look back, this season will be the most valuable lesson of your life," said Hancock, confident Woodyard's star will rise again.

Any smart politician cheers for a local sports franchise in the national spotlight. Hancock's love for the Broncos, however, is rooted deep in his heart. Please remember: Long before he was mayor, Hancock worked in the stadium while dressed in costume, as Huddles, a mascot paid \$25 per game.

Hancock has offered Woodyard a summer internship to learn the ropes of politics. "He oozes leadership," the mayor said. I asked Woodyard if after the cheers fade and he retires from football, it might be tempting to hit the campaign trail as a candidate for senator or governor. "Under the mayor's wing and guidance, anything is possible," Woodyard said. "But, for right now, it's all about this football thing."

OK, first things first: Woodyard has tackles to make at the Super Bowl, which the mayor will attend, unabashedly screaming his lungs out in support of his favorite football team.

Get the victory, and the Broncos would get a victory parade through downtown Denver. At the end of the line, the mayor would be waiting to give the linebacker a big, old man-hug.

Sounds like the perfect ending to a buddy movie.

Woodyard Named Broncos' Walter Payton Man of the Year

By Stuart Zaas

DenverBroncos.com

November 27, 2013

Linebacker Wesley Woodyard earned the prestigious nomination for the third time in four years.

ENGLEWOOD, Colo. – Linebacker Wesley Woodyard can be seen all over the field making plays. He can also be seen all over the city of Denver making a difference in the community.

On Wednesday, the Broncos announced that the club has selected Woodyard as its 2013 Walter Payton NFL Man of the Year Award recipient.

The prestigious award historically recognizes a player for outstanding leadership both on the field and in the community.

Woodyard has earned the team's nomination for the honor in three of the last four years – 2010-11, '13.

A six-time team captain, Woodyard's nonprofit, the 16Ways Foundation, has an enormous impact on at-risk youth and hosts a variety of events throughout the year, including an MVP Dinner, multiple youth football camps and Touchdowns for Tomorrow Trivia Night.

16Ways Foundation is also scheduled to host its annual toy drive in December to benefit local charities, including the Tennyson Center for abused and neglected children.

In addition to his own charitable efforts, Woodyard is a regular participant in team community events. He has volunteered his time for Shop with a Bronco, Hometown Huddle, Habitat for Humanity Metro Denver and the Denver Broncos Holiday Party for the Denver Rescue Mission.

In April, Woodyard joined Denver Mayor Michael Hancock on the steps of the Colorado State Capitol Building to kick off Child Abuse Prevention Month and teamed up with the Mayor to unveil the My Denver Card initiative, which allows all Denver Public School students who apply to the program admission into Denver's 26 recreations centers and 29 pools free of charge.

Woodyard's selection as the Broncos' Walter Payton NFL Man of the Year award recipient will be recognized during Denver's home game against Tennessee on Dec. 8, and the Broncos will make a \$10,000 donation to the 16Ways Foundation.

Woodyard's name will be submitted to the NFL for consideration as the national award winner, which is announced during Super Bowl week. That individual will receive a \$25,000 donation to the organization of his choice courtesy of NFL Charities.

Previous Broncos nominees for the Walter Payton NFL Man of the Year award include guard Zane Beadles (2012), Woodyard (2010-11), cornerback Champ Bailey (2008-09), cornerback Domonique Foxworth (2007), wide receiver Rod Smith (2004, '06), safety John Lynch (2005), linebacker Ian Gold (2003) and wide receiver Ed McCaffrey (2002).

Quarterback John Elway (1992) is the only Broncos player to win the national award, which was first given in 1970 and renamed after the Chicago Bears' Pro Football Hall of Fame running back in 1999.

Also on Wednesday, the club recognized five players as Denver Broncos Community Ambassadors: safety Mike Adams, safety David Bruton, guard Ben Garland, tight end Virgil Green and linebacker Steven Johnson.

Rockies pulling for Peyton and Co. in SB XLVIII

By Thomas Harding
MLB.com
January 31, 2014

DENVER -- The aura of greatness that quarterback Peyton Manning exudes came over the Rockies in 2011. The club allowed Manning to use Coors Field for his rehab from the multiple neck surgeries that led to his exit from the Indianapolis Colts and, ultimately, led to his joining the Denver Broncos and eventually leading them to Sunday's Super Bowl XLVIII.

While rehabbing, Manning received a king's treatment in the form of a pair of lockers in the same corner of the clubhouse as Rockies icon -- and Manning's former University of Tennessee football teammate -- Todd Helton. Those lockers are usually reserved for a respected player. Matt Holliday and Brad Hawpe once dressed there. When the Rockies signed outfielder-first baseman Michael Cuddyer for the 2012 season, they set up his locker there. But Cuddyer admitted being a little sheepish, knowing Manning had used that valuable piece of clubhouse real estate just before him.

"I felt like I had stolen his locker," Cuddyer said. "When he came back to visit us, he would spend most of his time in that corner, with Todd. There are not too many people I'm in awe of, since I've been a big league player, but I admit I was in awe of him for while."

It's part awe of Manning, a big dash of community spirit and an appreciation for the quality of the hometown team that has the Rockies openly pulling for the Broncos against the Seattle Seahawks in Sunday's Super Bowl at MetLife Stadium in East Rutherford, N.J.

Rockies manager Walt Weiss grew up in Suffern, N.Y., but he was such a big Miami Dolphins fan that he chose to wear No. 22 in honor of running back Mercury Morris. But having played for the Rockies during the Broncos' two Super Bowl-winning seasons and having settled in the Denver area, his family has been indoctrinated as Broncos fans. Weiss understands how baseball players who come from all over to play for the Rockies end up supporting the home football team.

"You see the atmosphere at the Broncos games, you see the excitement for the postseason games, and it's just a reminder of what a great sports town we have and how enthusiastic the fans are," Weiss said. "My boys -- well, most of them -- are Bronco fans. We watch games every weekend. We've been here over 20 years, and we watch together on weekends."

Manning, partly through his friendship with Helton, who retired at the end of the season after 17 years with the Rockies, has been a frequent visitor to the club, both at home and on the road. Back in 2000, Manning hit a home run to left field during batting practice at Coors. Manning also has visited the clubhouse on the road.

The team-wide admiration was solidified, however, when Manning was going through his career-threatening neck issues. Rockies players witnessed him during a period of doubt, when he had to turn his entire body to talk to someone because he couldn't turn his neck and wasn't sure if he could return to football.

"Your body has limitations," Helton said. "It's hard to be patient. That's the hardest thing everybody deals with. Your mind tells you things are OK, but you have to give your body time to heal. That's the frustrating part that any athlete goes through."

Manning accelerated his comeback before the 2012 season by going to Duke University to begin throwing under the watch of Blue Devils head coach David Cutcliffe, who worked with him at Tennessee and coached his younger brother, two-time Super Bowl-winning quarterback Eli Manning, at Ole Miss. Helton, who was not far from reporting to the Rockies for Spring Training, joined Peyton Manning as a member of a motley crew of mostly young receivers.

The mutual Rockies-Broncos respect goes well beyond Manning, by the way. Wide receiver Eric Decker (once a Twins Draft pick) took batting practice, and offensive lineman Orlando Franklin also visited Coors Field during a Rockies-Yankees series late last April. Several other Broncos visited late in the season and took BP at Coors.

"It was really cool to talk to Peyton -- he gave us tips that helped our fantasy teams," said Rockies pitcher Tyler Chatwood, who appeared on MLB Network's Intentional Talk wearing a Broncos alternate blue jersey with Manning's number. "Before they played the Raiders, Duke Ihenacho and a lot of the defensive backs took batting practice and we got to talk to them. They told us about what they had to watch out for from the Raiders, and a lot of us went to that game."

During the run to the Super Bowl, Rockies front-office personnel have worn orange to work on Fridays in support of the Broncos' #unitedinorange campaign on social media. The Rockies commissioned a cake to be sent to the Broncos' facility before their Super Bowl send-off, and the Broncos tweeted a picture.

Dinger, the Rockies' mascot, showed up for a pep rally in downtown Denver on Friday and managed to get his mug on the Today Show on NBC, which set up a live shot.

In the face of all that, the Seahawks don't stand much of a chance for sympathies from the Broncos. Or at least no one will admit any.

But it's difficult.

Seahawks quarterback Russell Wilson played second base in the Rockies' system in 2010 and '11 and batted .229 at two levels. It turns out infielder Josh Rutledge is the only player who has appeared in the Majors with the Rockies who was a teammate of Wilson's. In fact, the two were roommates.

Rutledge appeared by phone on MLB Network's "Hot Stove" program, and was good-naturedly diplomatic when pressed for a prediction by hosts Mitch Williams and Greg Amsinger toward the end of his interview.

"I think I'm just going to root for him [Wilson] ... That's going to be a great game, with the Seahawks defense against the Broncos offense. It's going to be a fun one to watch," Rutledge said.

Cuddyer, influenced by the aura of Manning, wasn't shy at all about expressing his allegiance - which, it's safe to say, is the Rockies' official position.

"I'm not going to lie: for the last two or three months, I've been on the Broncos bandwagon," he said. "I hope that no one minds."

Broncos' quiet O-line makes loud statement

By Arnie Stapleton
The Associated Press
January 28, 2014

NEWARK, N.J. (AP) — The booming voice rose above the din at Prudential Center to interrupt the hullabaloo and proclaim, "That concludes the Denver Broncos' media day session." The five happiest people in the New Jersey Devils' arena were the team's starting offensive linemen.

They had dreaded this hour-long interview session not for its notorious nuttiness but because it meant more face time with the media than they'd spent all season speaking with reporters, at least on the record.

Carrying on the tradition of Denver's Super Bowl teams of the late 1990s that let Shannon Sharpe dish up the sound bites, these laconic linemen would rather be seen and not heard.

"Yeah, that's exactly what it is: let your pads do the talking," left tackle Chris Clark said. "It's not about the glitz and glam for us."

Yet, it was hard to ignore this group that allowed the fewest sacks in the league and eight times kept Peyton Manning from getting get touched at all — including both playoff games — while also boring the holes for fifth-year running back Knowshon Moreno's first 1,000-yard season.

Anchored by prized free agent acquisition Louis Vasquez, the massive right guard gave Manning ample space to step into all those throws to set NFL records with 55 TDs and 5,447 yards through the air.

All this despite losing star left tackle Ryan Clady to a season-ending foot injury in Week 2 after signing a \$52 million contract. He underwent surgery and joined last year's starting center, Dan Koppen (knee) on I.R.

Clark replaced Clady, leaving just two members of Denver's O-line starting at the same position as last year: left guard Zane Beadles and right tackle Orlando Franklin. Manny Ramirez slid over from right guard to center, where he had never started an NFL game and had a spectacular season — his first as a full-time snapper since 2000, when he was in high school.

Vasquez was just the rock John Elway envisioned when he snatched him away from San Diego, and he's the only 2012 free agent in all of football to earn All-Pro honors this season.

"I thank God every day that we have him," offensive line coach Dave Magazu said.

So does Manning, whose 20 sacks were the fewest of any quarterback who started all of his team's games.

Yet, the line took some heat earlier this season when Manning missed some practices for the first time in his career because of a gimpy right ankle courtesy of a couple of hard hits by former Indianapolis teammate Robert Mathis that helped make for a very unhappy homecoming.

"We were getting killed," Magazu said.

On the airwaves, yes.

On Twitter, for sure.

In the court of public opinion, absolutely.

But not really on the football field.

OK, the line was still somewhat of a work in progress, with some room for improvement, and the backups were banged up, leaving little margin for error.

"But what are you going to do?" Magazu said. "Quit?"

That's exactly what John Moffitt did.

The backup guard/tackle decided not to return from the team's bye week in November, staying back home in Seattle, where he had started his career, because he'd lost his love for the game and preferred his health to a healthy paycheck. He gave up \$312,500 that was remaining on his contract this year, plus any playoff money.

"It was a tough situation to lose a guy like that," Clark said. "He brought great excitement to the room. He was a hilarious guy to be around. And it definitely was a shocker because he was having fun. But it's a hard game and it takes a lot out of a guy and sometimes you can stick with it and sometimes you don't want to stick with it."

Even when he quit in early November, it looked like both of his former teams — the Seahawks and Broncos — were on a collision course for Sunday's Super Bowl, but so what?

"I don't care about the Super Bowl," he said the day after telling John Elway he wasn't coming back.

The O-linemen felt Moffitt fit right in, although he didn't like the way grown men were prized by the public simply because they made millions playing a game and not curing cancer.

Now, Moffitt does some radio gigs, some blogging, a little stand-up comedy, something his former teammates wouldn't dare try.

Are you kidding?

It was hard enough to meet the media for an hour on Tuesday, answering questions both serious and silly.

"Maybe it's just the personality," Magazu said. "We talk about: 'Let's just go play.' We know this is all important, but I don't know, sometimes I think guys just feel uncomfortable. I think with offensive linemen, we'd rather be playing and being in our little room and in our little cocoon or whatever and enjoy each other's company."

Broncos share a lot of wealth on offense

By Jeff Legwold
ESPN.com
January 27, 2014

JERSEY CITY, N.J. -- Before the start of the season, one of the most popular questions put to Denver Broncos quarterback Peyton Manning, offensive coordinator Adam Gase and all of the team's wide receivers was how could Manning possibly keep all of those pass-catchers happy?

A multiple-choice exam, as it were, played out on the field.

On the way to his pile of NFL records and touchdowns this season, Manning simply didn't play favorites. He picked all of the above.

"I think we all understand how the offense works," tight end Julius Thomas said. "And our job is to make sure we are in the right position, where we are supposed to be, and Peyton will get you the ball."

Indeed, Manning's spread-it-around numbers were historic. The Broncos had five players with at least 60 receptions this season, and Denver became the first team in NFL history with five different players who scored at least 10 touchdowns. No other team has had more than three.

"I think it's probably hard to just focus on one guy," wide receiver Demaryius Thomas said. "We want to be able to move things around if Peyton sees something he likes. So, we get to the right spot, get open and he gets you the ball. You never know when it will be your turn, so you're just ready for it always to be your turn."

Defensive coaches around the league say it starts with Manning, his comfort level in Denver's offense and the team's depth chart. Four of the five players who scored at least 10 touchdowns -- Demaryius Thomas, Julius Thomas, Knowshon Moreno and Eric Decker -- are Broncos draft picks, homegrown players still on their rookie contracts.

Two of those players -- Demaryius Thomas and Julius Thomas -- also have exploded on the developmental curve since Manning's arrival in March 2012.

The Broncos then added Wes Welker to the mix this past offseason. So when the Broncos go to their three-wide receiver look -- with both Welker and Julius Thomas lined up in the slot and Moreno in the backfield -- Manning has an array of options, with each capable of beating man-to-man coverage in the short, intermediate and deep areas of the field.

So, Manning reads the defense and throws to the more favorable matchup. As Welker puts it, "You can't really double everybody."

"I think just the way [Manning] has spread the ball around has really been key," Gase said. "I'm not sure I've seen anything like it ... He just works with what he sees."

Manning targeted four players at least 90 times this season -- Demaryius Thomas (142), Decker (136), Welker (111) and Julius Thomas (90) -- along with 74 targets for Moreno. Gase also has kept the carrot of opportunity extended for every player in the formation as well.

Including the Broncos' two playoff wins, Gase has kept the team in a three-wide receiver look on 73.6 percent of its snaps this season. That keeps all of Manning's top targets on the field at the same time and Moreno in the backfield. Among the team's running backs, Moreno is the most reliable in pass protection.

The Broncos were in a three-wide set for all but one snap -- the kneel-down to finish the game -- in the divisional-round win over the Chargers. They employed the same formation in all but 11 snaps in the win over the Patriots in the AFC Championship Game.

With Gase's aggressive play calling, his quick rapport with Manning and the quarterback's ability to deliver the ball regardless of matchup, the recipe for the record 606 points in a season was in a place.

"[Manning] challenges you because every day you're going to have a question that could possibly come up and you have to have an answer," Gase said. "So as a full offensive group, we do have a lot of smart guys, not just him. And he's able to kind of lead that charge with the players if there's something that comes up and there could be an issue, but most of the time we're trying to head him off because we know those kinds of questions are coming."

Said Manning: "I think Adam has done a good job taking the different strengths of the players that he has and putting those guys in the best situations out there. I always think that's the key to a good offense is putting players in positions where they feel comfortable, where they can thrive. I think Adam has done that. He has studied what players do well, what players don't do so well and has kept them out of those situations. That has allowed guys to go out there, play fast and play with confidence."

It all creates a series of choices for the Seattle Seahawks' defense. The Seahawks led the NFL in quarterback pressures and interceptions with an aggressive front and their decorated secondary. Seattle finished the regular season as the league leader in both scoring defense and total defense.

And the defenses that have had the most, albeit limited, success against the Broncos this season have chosen not to send extra rushers at the ultraprepared Manning. Rather, they have tried to disrupt the timing of the Broncos' offense by getting physical with the team's receivers.

"Yeah, exactly ... but if you've got a quarterback that throws the football very well, you want to try to disrupt that timing," Decker said. "A way to do that is a lot of press coverage, and you see it across the board throughout the league."

"I think we're good -- whatever we put out there, we have to be able to execute it," Demaryius Thomas said. "They are the No. 1 defense. They have a great defense and we have a great offense. This is what you play for."

John Fox relying on experience

By Jeff Legwold
ESPN.com
January 23, 2014

ENGLEWOOD, Colo. -- John Fox has always said experience matters. With that in mind, Fox has relied on players or members of the front office to speak with the team as the Denver Broncos prepare for the Super Bowl.

Fox had players who have played in the league's title game -- Peyton Manning, Wes Welker, Dominique Rodgers-Cromartie and Jacob Tamme -- offer up their thoughts in a team meeting on Thursday morning as well as executive vice president of football operations John Elway.

"Coach Fox has had some guys that have some experience share some of those thoughts with other players," Manning said. "And he's encouraged guys to ask questions or guys who have some experience to share any thoughts, tips. We have had opportunity to do that whether it was coaches or players or John Elway. So I think that's a good thing."

Manning has played in two Super Bowls, having won one to close out the 2006 season and is the only Broncos player with a Super Bowl ring. Elway played in five Super Bowls as a player, winning in back-to-back appearances in the last two seasons of his career.

Fox has been to two Super Bowls, one as a head coach of the Carolina Panthers to close out the 2003 season and one as the New York Giants defensive coordinator to close out the 2000 season.

"Just relating the experience," Fox said. "It's a unique game, a unique stage, just share those experiences for the younger players."

Part of the advice Broncos players have been given is to designate someone other than themselves to handle ticket requests for any travel issues. Manning has enlisted his brother, Eli, a two-time Super Bowl winner as the Giants' quarterback.

Peyton handled ticket requests for Eli when the Giants were in the title game.

"I think that was way I could help him," Manning said. "He's helping me out this year and I certainly appreciate that."

On the field, kicker Matt Prater was held out of Thursday's practice because of an illness while defensive tackle Mitch Unrein (knee) also did not practice. Running back Knowshon Moreno (ribs) and defensive tackle Sione Fua (calf) were limited.

Moreno is expected to play in the Super Bowl on Feb. 2 against Seattle.

Broncos' run defense is heart of the matter

By Jeff Legwold
ESPN.com
January 22, 2014

ENGLEWOOD, Colo. -- In many ways his signing was simply caught in the vapor trail of the other work the Denver Broncos had done in the opening hours of free agency last March.

After the Broncos jumped into the checkbook pond to give guard Louis Vasquez the longest deal they handed out this past offseason, after they had tipped the balance of power in the AFC at least a bit by signing wide receiver Wes Welker, the Broncos made a two-year deal to an under-the-radar guy who might be the most important piece of the Broncos' defensive puzzle in Super Bowl XLVIII. That would be one Terrance Knighton, a 335-pound (or so), space-eating interior defender who is going to have to figure prominently in the Broncos' plan to deal with the Seattle Seahawks' punishing run game.

The Seattle Seahawks finished second in the league during the regular season in rushing attempts per game (31.8) and were fourth in rushing at 136.8 yards per game. Most folks who have faced the Broncos believe the best defense against Denver quarterback Peyton Manning is to not let him have the ball. So, the Broncos figure to get a heavy dose of running back Marshawn Lynch as well as quarterback Russell Wilson working out of an option look in the title game.

"We know people don't want to give Peyton the ball," Broncos linebacker Wesley Woodyard said. "We know that means they are going to come after us if they think they have a chance to make some yards. We always want to stop the run games because the more we get the ball back for Peyton and our offense the better it will be."

The Broncos faced four teams during the regular season that finished in the league's top 10 in rushing. Denver was 4-1 in those games with two wins over Kansas City (No. 10 in rushing). The Broncos also defeated Philadelphia (No. 1) and Washington (No. 5).

The Broncos lost to the New England Patriots (No. 9) during the regular season -- the Patriots rushed for 116 yards on a frigid November night -- but held New England to just 64 yards rushing in the AFC Championship Game this past Sunday. Overall, the Chargers pounded away for the most rushing yards against the Broncos this season -- 177 yards in a Dec. 12 San Diego win -- the same night Ryan Mathews became the only running back this season to top 100 yards against the Broncos with 127 yards on his 29 carries.

"But our guys up front take it kind of personally if you try to run," Broncos

cornerback Champ Bailey said. "They don't like it."

Well then there will be plenty not to like against the Seahawks. Lynch is a yards-after-contact hammer and defensive coaches in the league who have charted the Seahawks see an offense that has had quality production running through gaps across the front.

Seattle has run the most often this season over left tackle and the center, averaging more than 4 yards a carry in both spots, 4.8 yards per carry over the center. But they get more than 5 yards a carry over the right tackle and around the right end as well.

This puts Knighton and the strong-side defensive end, usually Malik Jackson, in the crosshairs when the Broncos are in their base defense. For his part Knighton will battle Pro Bowl center Max Unger for much of Super Sunday. Knighton played three seasons for Broncos defensive coordinator Jack Del Rio in Jacksonville when Del Rio was the Jaguars coach. And when the Broncos made their roster plans this past offseason, Del Rio had hoped to add more bulk in the middle of the formation.

"I went through the whole process and chose the best fit for myself and my career," Knighton said. "I mean, a fresh start is always good. Most players want to stay with one team, but it worked out better for me being here, and I hope that I'm here for a long time."

Knighton had one of his best all-around games this past Sunday with a sack and two tackles for loss among his four tackles in the game. On his sack, Knighton beat Pro Bowl guard Logan Mankins with a quality first step and some savvy work with his hands. Woodyard has joked he knew things would be different for the Broncos' defense when he couldn't get around Knighton while lined up behind the massive defensive tackle.

"He can do it all," defensive end Robert Ayers said. "He can rush. He's a big guy. He can stop the run. He brings a lot to the table -- he brings leadership and he commands double team on the run."

Teams gained just 2.84 yards per carry on runs over the center this season -- lowest in the league -- and had most of their success against the Broncos taking plays wide around the left or right end, averaging more than 6 yards a carry in both spots. The Broncos tweaked the lineup in the base defense coming down the stretch. They moved veteran Paris Lenon into the middle linebacker spot, and during the past four games -- two regular-season and two playoff games -- the Broncos have surrendered 87, 64, 65 and 64 yards rushing.

Against teams that have the read-option element, as the Seahawks do with Wilson at times, the Broncos have played more of a 3-4 look on defense, using three down linemen to go with Shaun Phillips and Ayers standing up at the outside linebacker spots. They used it for 20 snaps earlier in the season against Redskins quarterback Robert Griffin Jr.

Denver figures to show that once again against the Seahawks.

"I think it's a chip," Broncos linebacker Danny Trevathan said. "I think as long as we step up to the challenge and accept that stuff, a lot of people are going to talk, but our key is just to play our game, stay within our scheme and go out here and win games. Play 60 minutes. Like I said, a lot of people are talking, but you've got to come out here and you've got to perform. That's what it's about. ... A lot of people said [New England] could run the ball, all this and that. But you've got to be well-rounded. You've got to be a pro, handle that stuff as a challenge, take it upon yourself to go out there and perform and show them what's up."

Longtime PR guru Jim Saccomano weaved through the chaos carrying the Lamar Hunt trophy. "I'm looking for the case," Sacco said.

Mile High rocked. When 77,110 foot-stomping fans shook the foundation, it felt like the old Mile High. Show of hands: who were the 44 who didn't show? Shame, shame.

"To win this championship game in the new building makes it more special," Ellis said. "That's the first time we've done that."

The Patriots were exposed as a product of the middling AFC East. That can't be the second-best team the AFC had to offer, can it?

"I never thought it was Tom vs. Peyton. I'm an old quarterback," Archie Manning said in the locker room. "It's (about) teams. It's about teams."

The Broncos toyed with the Patriots, like a puppy with a chew toy. On a fourth-quarter scoring drive, the Broncos were penalized 10 yards. On the next play, they picked up 14. They were penalized 10 yards, again. So they picked up 16.

"I wish we could have done a little bit of a better job today," Pats coach Bill Belichick said. "Especially me."

The Patriots lost major players and were overwhelmed against proper competition. The Broncos lost major players and seem to be getting better as the season wears on.

The depth of the Broncos roster was never more apparent than when Chris Harris, Kevin Vickerson and Rahim Moore left the locker room together. On the way out, they passed by Von Miller. The star linebacker grabbed a slice of Papa John's pizza, while leaning on a set of crutches.

None of the four defenders played Sunday. Neither did Derek Wolfe. Still, the Patriots managed only three points through 35 minutes of game action.

"We've definitely come a long way in two years," Manning said.

A long, long way. All the way to the Super Bowl.