



Gillette Stadium ★ One Patriot Place ★ Foxborough, MA 02035 ★ 508.384.9105 ★ Fax: 508.543.9053 ★ www.patriots.com ★ <http://media.patriots.com>

PATRIOTS HOST JAGUARS IN DIVISIONAL PLAYOFF GAME

MEDIA SCHEDULE

TUESDAY, JANUARY 8

10:00 – 11:20 a.m. Media Check-In at Pro Shop
10:50 – 11:10 a.m. Coach Belichick Press Conference
11:10 – 11:55 a.m. Open Locker Room
Approx. 12:55 p.m. Media Availability at Practice

WEDNESDAY, JANUARY 9

10:00 – 11:20 a.m. Media Check-In at Pro Shop
10:50 – 11:10 a.m. Coach Belichick Press Conference
11:10 – 11:55 a.m. Open Locker Room
Approx. 12:45 p.m. Media Availability at Practice

THURSDAY, JANUARY 10

10:00 – 11:20 a.m. Media Check-In at Pro Shop
10:45 – 11:00 a.m. Coach Belichick Press Conference
11:00 – 11:45 a.m. Open Locker Room
Approx. 12:10 p.m. Media Availability at Practice

FRIDAY, JANUARY 11

No Media Availability

2007 PATRIOTS SCHEDULE

REGULAR SEASON (16-0)

Sun., Sept. 9	at	N.Y. Jets	W	38-14
Sun., Sept. 16		San Diego	W	38-14
Sun., Sept. 23		Buffalo	W	38-7
Mon., Oct. 1	at	Cincinnati	W	34-13
Sun., Oct. 7		Cleveland	W	34-17
Sun., Oct. 14	at	Dallas	W	48-27
Sun., Oct. 21	at	Miami	W	49-28
Sun., Oct. 28		Washington	W	52-7
Sun., Nov. 4	at	Indianapolis	W	24-20
Sun., Nov. 18	at	Buffalo	W	56-10
Sun., Nov. 25		Philadelphia	W	31-28
Mon., Dec. 3	at	Baltimore	W	27-24
Sun., Dec. 9		Pittsburgh	W	34-13
Sun., Dec. 16		N.Y. Jets	W	20-10
Sun., Dec. 23		Miami	W	28-7
Sat., Dec. 29	at	N.Y. Giants	W	38-35

PLAYOFFS

Sat./Sun., Jan. 5-6	Wild Card Playoffs (Patriots Bye)
Sat., Jan. 12	Jacksonville 8:00 CBS

NFL PLAYOFFS SCHEDULE

Sun., Jan. 20	AFC Championship, 3:00 p.m., CBS
	NFC Championship, 6:30 p.m., Fox
Sun., Feb. 3	Super Bowl XLII (Glendale, Arizona)
Sun., Feb. 10	AFC-NFC Pro Bowl (Honolulu, Hawaii)

FINAL AFC STANDINGS

(Seed) Team	W	L	T	Pct.	PF	PA
(1) New England	16	0	0	1.000	589	274
(2) Indianapolis	13	3	0	.813	450	262
(3) San Diego	11	5	0	.688	412	284
(4) Pittsburgh	10	6	0	.625	393	269
(5) Jacksonville	11	5	0	.688	411	304
(6) Tennessee	10	6	0	.625	301	297

NOTE: Pittsburgh (as AFC North Champion) seeded ahead of Jacksonville (as Wild Card Qualifier)

NEW ENGLAND PATRIOTS (16-0) vs JACKSONVILLE JAGUARS (12-5)

Saturday, January 12, 2008 ★ Gillette Stadium (68,756) ★ 8:00 p.m. EST

The Patriots will host the Jacksonville Jaguars in a prime-time playoff matchup on Saturday night. New England will face Jacksonville in the playoffs for the second time in three seasons, having defeated the Jaguars in a first-round playoff game following the 2005 season.

The Patriots have won nine consecutive home playoff games and have not lost at home in the playoffs since Dec. 31, 1978. New England's nine consecutive home playoff victories are tied for the second longest streak in NFL history. The Patriots will play in their 22nd playoff game since Robert Kraft purchased the team in 1994, a total that stands as the highest in the league over that period.

The 2007 Patriots became the fourth team in the NFL's 88-season history to complete an undefeated and untied regular season. Along the way, they set records for most points (589) and most touchdowns (75) by any team since the league was founded in 1920. But with the regular season in the rear view mirror, the Patriots will turn all of their focus to their playoff game against Jacksonville on Saturday night.

PERFECT REGULAR SEASON

The 2007 Patriots are the fourth NFL team to win all of their regular season games since the league was founded in 1920. The Patriots are the first team to accomplish the feat since the NFL season expanded from 14 games to 16 games in 1978. New England joins the 1972 Miami Dolphins as the only teams to accomplish the feat since the 1970 AFL-NFL merger.

NFL TEAMS TO COMPLETE UNDEFEATED AND UNTIED REGULAR SEASON

Year	Team	Record	Playoff Result
2007	New England Patriots	16-0	Begin playoffs on Jan. 12, 2008
1972	Miami Dolphins	14-0	Won three playoff games, incl. Super Bowl VII
1942	Chicago Bears	11-0	Lost NFL Championship to Washington, 14-6
1934	Chicago Bears	13-0	Lost NFL Championship to N.Y. Giants, 30-13

BROADCAST INFORMATION

TELEVISION: The game will be broadcast by CBS and can be seen in Boston on WBZ-TV Channel 4. **Jim Nantz** will handle play-by-play duties with **Phil Simms** providing analysis.

RADIO: WBCN 104.1 FM is the flagship station for the **Patriots Rock Radio Network**. A complete listing of the network's 33 stations can be found in this press release. Play-by-play broadcaster **Gil Santos** is in his 31st season as the voice of the Patriots and will call the action along with Patriots Hall of Famer **Gino Cappelletti**. Santos and Cappelletti are celebrating their 24th season as a tandem.

NATIONAL RADIO: The game will be broadcast to a national radio audience by **Westwood One**. **Dick Enberg** will handle play-by-play and **Dennis Green** will provide analysis. **John Dockery** will report from the sidelines.

PATRIOTS MEDIA WEB SITE

The Patriots' media-only Web site, located at <http://media.patriots.com>, will be updated for registered users with all the latest media information, schedules, rosters and press releases. In addition to up-to-date information, the site's archives allow access to all of the Patriots media materials dating back to the 2002 season. The site also serves as the Patriots primary credentialing system.

MEDIA RELATIONS CONTACTS

Stacey James.....Vice President of Media Relations.....staceyj@patriots.com.. 508-384-9105
Casey O'Connell...Asst. Director of Media Relations.....caseyo@patriots.com.. 508-384-9111
Jeff Cournoyer.....Corporate Communications Coordinator ...jeffco@patriots.com.. 508-549-0492

Super Bowl Champions: 2001, 2003, 2004 ★ Conference Champions: 1985, 1996, 2001, 2003, 2004

Division Champions: 1963, 1978, 1986, 1996, 1997, 2001, 2003, 2004, 2005, 2006, 2007

Playoff Seasons: 1963, 1976, 1978, 1982, 1985, 1986, 1994, 1996, 1997, 1998, 2001, 2003, 2004, 2005, 2006, 2007



PATRIOTS VS. JAGUARS

SERIES HISTORY

The Patriots and Jaguars will meet for the eighth time overall and for the fourth time in the playoffs. The teams last clashed in the playoffs following the 2005 season, when the Patriots claimed a 28-3 win at Gillette Stadium and set an NFL record with their 10th consecutive playoff victory. The Patriots have won all four of the regular-season games between the clubs, including a 24-21 victory in Jacksonville on Dec. 24, 2006. The Jaguars will visit Foxborough for the fifth time, with the Patriots having won all four previous games in New England, including both playoff contests. Three of the seven previous games between the teams have been playoff games, including the 1996 AFC Championship Game at Foxboro Stadium. In that contest, the Patriots beat the Jaguars 20-6 to advance to Super Bowl XXXI. The Jaguars claimed a 25-10 win in the 1998 wild card playoffs. In addition to their regular season and playoff games, the teams have met once in preseason play, with the Jaguars claiming a 31-0 victory in the final game of the 2004 preseason on Sept. 2, 2004.



Regular Season – Patriots 4, Jaguars 0

Date	Result	Score	H/A	Stadium
09/22/96	W ot	28-25	H	Foxboro Stadium
12/07/97	W	26-20	A	Alltel Stadium
12/14/03	W	27-13	H	Gillette Stadium
12/24/06	W	24-21	A	Alltel Stadium

Playoffs – Patriots 2, Jaguars 1

Date	Result	Score	H/A	Stadium
01/12/97*	W	20-6	H	Foxboro Stadium
01/03/99	L	10-25	A	Alltel Stadium
01/07/06	W	28-3	H	Gillette Stadium

*-AFC Championship Game

SERIES TRENDS

Overall Record (including 2-1 in playoffs)	6-1
Record in New England	4-0 (2-0 in playoffs)
Foxboro Stadium	2-0 (1-0 in playoffs)
Gillette Stadium	1-0 (1-0 in playoffs)
Record in Jacksonville	2-1 (0-1 in playoffs)
Patriots' Largest Margin of Victory	25 points (01/07/06)
Patriots' Largest Margin of Defeat	15 points (01/03/99)
Highest Combined Point Total	53 points (09/22/96)
Lowest Combined Point Total	26 (01/12/97)
Games Decided by Seven or Fewer Points	2
Current Win Streak	Patriots, three games
Bill Belichick vs. Jacksonville	3-2 (3-0 with New England)
Jack Del Rio vs. New England	0-3

PASSING PERFORMANCES

Tom Brady will face off against the Jaguars for the fourth time in his career and for the second time in the playoffs. Jaguars signal caller David Garrard has played in two games against the Patriots in his career, starting last season and appearing in a playoff game in relief of Byron Leftwich.

Tom Brady vs. Jacksonville (3-0)

Date	A	C	Yd	%	TD	I	Rating	W/L	Score
12/14/03	34	22	228	.647	2	0	103.6	W	27-13
01/07/06*	27	15	201	.556	3	0	116.4	W	28-3
12/24/06	39	28	249	.718	1	0	97.1	W	24-21
TOTALS	100	65	678	.650	6	0	104.5		3-0

*-Playoffs

David Garrard vs. New England (0-1)

Date	A	C	Yd	%	TD	I	Rating	W/L	Score
01/07/06*	8	3	68	.375	0	0	68.8	Did not start	
12/24/06	23	17	195	.739	1	0	113.5	L	21-24
TOTALS	31	20	263	.645	1	0	101.9		0-1

*-Playoffs

TALE OF THE TAPE

2007 Regular Season	New England	Jacksonville
Record	16-0	11-5
Divisional Standings	1st	2nd
Total Yards Gained	6,580	5,719
Total Offense (Rank)	411.3 (1)	357.4 (7)
Rush Offense	115.6 (13)	149.4 (2)
Pass Offense	295.7 (1)	208.0 (17)
Points Per Game	36.8 (1)	25.7 (6)
Touchdowns Scored	75	50
Third Down Conversion Pct.	48.2	45.7
Total Yards Allowed	4,613	5,021
Total Defense (Rank)	288.3 (4)	313.8 (12)
Rush Defense	98.3 (10)	100.3 (11)
Pass Defense	190.1 (6)	213.5 (15)
Points Allowed/Game	17.1 (4)	19.0 (10)
Touchdowns Allowed	34	35
Third Down Defense (Pct.)	33.7	39.8
Field Goals Made/Attempted	21/24	21/24
Possession Avg.	32:33	32:08
Sacks Allowed/Yards Lost	21/128	31/167
Sacks Made/Yards	47/340	37/244
Interceptions For/Against	19/9	20/8
Penalties Against/Yards	78/690	76/594
Punts/Avg.	45/40.5	54/41.6
Turnover Differential	+16	+9

PATRIOTS IN DIVISIONAL PLAYOFFS

The Patriots have compiled a 7-5 all-time record in divisional playoff games. The Patriots have won five of their last seven divisional round games and have been victorious in six of their last nine such contests.

PATRIOTS DIVISIONAL PLAYOFF RESULTS (7-5)

Date	Round	Opponent	W/L	Score
01/14/07	AFC Divisional	at San Diego	W	24-21
01/14/06	AFC Divisional	at Denver	L	13-27
01/16/05	AFC Divisional	Indianapolis	W	20-3
01/10/04	AFC Divisional	Tennessee	W	17-14
01/19/02	AFC Divisional	Oakland	W	16-13 ot
01/03/98	AFC Divisional	at Pittsburgh	L	6-7
01/05/97	AFC Divisional	Pittsburgh	W	28-3
01/04/87	AFC Divisional	at Denver	L	17-22
01/05/86	AFC Divisional	at L.A. Raiders	W	27-20
12/31/78	AFC Divisional	Houston	L	14-31
12/18/76	AFC Divisional	at Oakland	L	21-24
12/28/63	AFL Divisional	at Buffalo	W	26-8

QUICK HITS

- This week's game will feature the NFL's highest-scoring teams over the second half of the regular season. In their last eight regular-season games, the Patriots scored 258 points, while the Jaguars scored 256.
- This week's game will be the Patriots' fifth prime-time playoff game since the 2001 season. New England holds a 3-1 record in its previous four prime-time playoff contests.
- In winning six of seven total contests in the series, the Patriots have won 85.7 percent of their games against the Jaguars. The only other teams against which the Patriots have won at least 80 percent of their games are the Baltimore Ravens (4-0) and Houston Texans (2-0).
- The Jaguars are one of just four teams against which the Patriots own an undefeated home record (4-0). The Patriots are 2-0 at home against Baltimore, 3-0 against Chicago and 1-0 against Houston.
- The Patriots have defeated the Jaguars twice in the playoffs (1996 and 2005). Jacksonville is one of six teams against which the Patriots own multiple playoff wins. The others are Pittsburgh (3), Indianapolis (2), Miami (2), N.Y. Jets (2), and the Oakland/L.A. Raiders (2).



THREE-TIME SUPER BOWL CHAMPIONS





PATRIOTS VS. JAGUARS

THE LAST TIME: PATRIOTS 24, JAGUARS 21

December 24, 2006 ★ Alltel Stadium (Att: 67,164)

	1	2	3	4	Final
New England Patriots	0	10	7	7	— 24
Jacksonville Jaguars	0	7	7	7	— 21

The Patriots clinched their fourth consecutive division title and qualified for the playoffs with a 24-21 victory over the Jacksonville Jaguars on the road. Tom Brady completed 71.8 percent of his passes, marking his highest completion rate of the season as he totaled 249 yards and a touchdown. Tight end David Thomas paced the Patriots receiving corps, totaling a career-high 83 yards on a career-best five catches, while hauling in his first career touchdown pass on a 22-yard laser from Brady in the third quarter. On the defensive side of the ball for New England, the game was highlighted by a game-clinching turnover, as Jarvis Green forced the Jaguars' David Garrard to fumble as he sacked him with 1:46 left in the game and Jacksonville trailing by only a field goal. Rodney Harrison, returning to the lineup after a six-game absence, pounced on the loose ball to give possession back to New England and allow the Patriots to run out the clock and seal the win.

THE LAST TIME IN THE PLAYOFFS PATRIOTS 28, JAGUARS 3

January 7, 2006 ★ Gillette Stadium (Att: 68,756)

	1	2	3	4	Final
Jacksonville Jaguars	0	3	0	0	— 3
New England Patriots	0	7	14	7	— 28

The Patriots advanced to the divisional playoffs for the third straight season with a 28-3 win over Jacksonville. After a back-and-forth first half from which the Patriots took a 7-3 halftime lead, New England broke the game open with three second-half touchdowns as the Patriots defense kept Jacksonville off of the scoreboard. Tom Brady threw three touchdown passes – to Troy Brown, Benjamin Watson and David Givens. Watson's highlight-reel 63-yard scoring play in the third quarter gave the Patriots a commanding 21-3 lead, while Asante Samuel's 73-yard interception return for a touchdown in the fourth quarter put the exclamation point on an NFL-record 10th consecutive playoff win.

THIS WEEK IN PATRIOTS HISTORY JANUARY 6-13

Jan. 12, 1986— The Patriots won the 1985 AFC Championship with a 31-14 victory over the Miami Dolphins at the Orange Bowl. New England set a team playoff record with 255 rushing yards and Tony Eason threw three touchdown passes to send the Patriots to the Super Bowl for the first time.

Jan. 12, 1997— Hosting the AFC Championship Game for the first time in franchise history, the Patriots defeated the Jacksonville Jaguars, 20-6, to advance to the Super Bowl for the second time in club annals.

Jan. 10, 2004— In the coldest game in franchise history (4 degrees), the Patriots prevailed over the Tennessee Titans, 17-14, in an AFC divisional matchup. The game was the first playoff contest in Gillette Stadium history, and New England earned a berth in the 2003 AFC Championship game en route to the Super Bowl XXXVIII title.



CONNECTIONS

- Patriots tight end **Kyle Brady** played for the Jaguars for eight seasons from 1999-2006. While with Jacksonville, he caught 241 passes for 2,500 yards. His career receiving yardage total ranks third on Jacksonville's career list and his reception total ranks fourth in Jaguars history.
- Patriots head coach **Bill Belichick** and Jaguars cornerback **Aaron Glenn** worked together with the New York Jets for three seasons from 1997-99, during which time Belichick was the Jets' assistant head coach/secondary and Glenn was a Pro Bowl cornerback.
- Patriots wide receivers **Donte' Stallworth** and **Kelley Washington**, Patriots defensive lineman **Rashad Moore** and Jaguars defensive tackle **John Henderson** were teammates at the University of Tennessee.
- Jaguars assistant head coach/tight ends **Mike Tice** was Patriots wide receiver **Randy Moss's** head coach with the Minnesota Vikings from 2002-04.
- Jaguars defensive line coach **Ray Hamilton** played on the Patriots defensive line from 1973 to 1981 where he started a team-record 110 consecutive games and racked up 54 sacks to place him fifth on the team's all-time list. He later had two coaching tenures with the Patriots, as a defensive line assistant (1985-89) and a defensive line coach (1997-99).
- Patriots quarterback **Matt Cassel** played at the University of Southern California while Jaguars running backs coach **Kennedy Pola** (2000-03) served on the Trojans coaching staff.
- Patriots running backs coach **Ivan Fears**, strength and conditioning coach **Mike Woicik** and Jaguars assistant head coach **Dave Campo** were on the same staff at Syracuse from 1984-86.
- Jaguars linebackers coach **Mark Duffner** served as head coach at Holy Cross from 1986-91 where he compiled a 60-5-1 mark that included two 11-0 seasons (1987 and 1991). He was named national coach of the year five times while at Holy Cross and 'New England Coach of the Year' five times. The 1987 Holy Cross team was ranked No. 1 in the nation in Division I-AA by the Associated Press for a period of time. Duffner initially served as defensive coordinator at the school from 1981-1985.
- Patriots head coach **Bill Belichick** hired **Terry McDonough** as a scout while Belichick was the head coach of the Cleveland Browns in 1992. McDonough, an Executive Scout with the Jaguars, is a native of Hingham, Mass. He is the son of the late **Will McDonough**, a longtime sportswriter who covered the Patriots for the Boston Globe.
- Jaguars fullback **Montell Owens** played at the University of Maine from 2002-05.
- Patriots wide receiver **Chad Jackson** and Jaguars defensive end **Jeremy Mincey** were teammates at the University of Florida from 2004-05. Mincey was originally drafted by the Patriots in the sixth round (191st overall) of the 2006 NFL Draft.
- Patriots defensive lineman **Jarvis Green** (1999-2001) and linebacker **Eric Alexander** (2000-02) played with Jaguars running back **LaBrandon Toefield** at Louisiana State.
- Patriots quarterback **Tom Brady** and Jaguars tackle **Maurice Williams** were four-year teammates at the University of Michigan from 1996-99.
- Patriots wide receivers **Jabar Gaffney** (2000-01) and **Chad Jackson** (2003) and Jaguars defensive end **Bobby McCray** were four-year teammates at the University of Florida from 2000-03.
- Jaguars offensive coordinator **Dirk Koetter** held the same position at Boston College from 1994-95.
- The Patriots defeated the Philadelphia Eagles, 24-21, in Super Bowl XXXIX at Alltel Stadium in Jacksonville, Fla., on Feb. 6, 2005.



THREE-TIME SUPER BOWL CHAMPIONS





2007 HONORS AND AWARDS

2007 HONORS AND AWARDS

Head Coach Bill Belichick

- *Associated Press* NFL Coach of the Year
- *USA Today* NFL Coach of the Year
- *Dallas Morning News* Coach of the Year
- Motorola NFL Coach of the Week (Wk. 6)

VP/Player Personnel Scott Pioli

- *Dallas Morning News* Executive of the Year
- *San Francisco Chronicle* Executive of the Year
- *Dallas Morning News* Midseason Executive of the Year

QB Tom Brady

- *Associated Press* NFL Most Valuable Player
- *Sporting News* Sportsman of the Year
- *Associated Press* Male Athlete of the Year
- AFC Pro Bowl Starter
- ESPN.com All-Pro Team
- NFL Alumni Quarterback of the Year
- *USA Today* NFL Most Valuable Player
- *Dallas Morning News* NFL Most Valuable Player
- *Dallas Morning News* NFL Offensive Player of the Year
- *San Francisco Chronicle* NFL Most Valuable Player
- *San Francisco Chronicle* Offensive Player of the Year
- *San Francisco Chronicle* All-Pro Team
- AFC Offensive Player of the Month (Sept.)
- AFC Offensive Player of the Month (Oct.)
- AFC Offensive Player of the Week (Wk. 3)
- AFC Offensive Player of the Week (Wk. 6)
- AFC Offensive Player of the Week (Wk. 7)
- AFC Offensive Player of the Week (Wk. 14)
- AFC Offensive Player of the Week (Wk. 17)
- FedEx Air NFL Player of the Week (Wk. 6)
- FedEx Air NFL Player of the Week (Wk. 7)
- FedEx Air NFL Player of the Week (Wk. 11)
- FedEx Air NFL Player of the Week (Wk. 17)
- *USA Today* Midseason MVP
- CBSsports.com Midseason MVP
- *Dallas Morning News* Midseason MVP
- *Dallas Morning News* Midseason Offensive Player of Year
- ESPN.com Midseason All-Pro Team
- *Pro Football Weekly* Midseason All-Pro Team
- MSNBC.com Midseason All-Pro Team
- Foxsports.com Midseason All-Pro Team
- *Dallas Morning News* Midseason All-Pro Team

LB Tedy Bruschi

- NFL.com All-Interview Team

K Stephen Gostkowski

- *Dallas Morning News* Midseason All-Pro Team

KR Ellis Hobbs

- AFC Special Teams Player of the Week (Wk. 1)

C Dan Koppen

- AFC Pro Bowl Team
- *Sports Illustrated* Midseason All-Pro Notebook

T Matt Light

- AFC Pro Bowl Starter
- NFL.com All-Interview Team
- ESPN.com Midseason All-Pro Team
- Foxsports.com Midseason All-Pro Team

2007 HONORS AND AWARDS (Cont.)

G Logan Mankins

- AFC Pro Bowl Starter
- ESPN.com All-Pro Team
- *San Francisco Chronicle* All-Pro Team
- *Sports Illustrated* Midseason All-Pro Notebook
- *Pro Football Weekly* Midseason All-Pro Team
- MSNBC.com Midseason All-Pro Team

WR Randy Moss

- AFC Pro Bowl Starter
- ESPN.com All-Pro Team
- NFL Alumni Wide Receiver of the Year
- *San Francisco Chronicle* All-Pro Team
- AFC Offensive Player of the Month (Nov.)
- AFC Offensive Player of the Week (Wk. 9)
- AFC Offensive Player of the Week (Wk. 11)
- *USA Today* Midseason Co-Offensive Player of the Year
- *Sports Illustrated* Midseason All-Pro Notebook
- ESPN.com Midseason All-Pro Team
- *Pro Football Weekly* Midseason All-Pro Team
- MSNBC.com Midseason All-Pro Team
- Foxsports.com Midseason All-Pro Team
- *Dallas Morning News* Midseason All-Pro Team

CB Asante Samuel

- AFC Pro Bowl Starter
- ESPN.com All-Pro Team
- *San Francisco Chronicle* All-Pro Team
- AFC Defensive Player of the Week (Wk. 12)
- *Sports Illustrated* Midseason All-Pro Notebook
- ESPN.com Midseason All-Pro Team
- *Pro Football Weekly* Midseason All-Pro Team
- *Dallas Morning News* Midseason All-Pro Team

DL Richard Seymour

- NFL.com All-Interview Team

LB Mike Vrabel

- AFC Pro Bowl Starter
- ESPN.com All-Pro Team
- *San Francisco Chronicle* All-Pro Team
- AFC Defensive Player of the Week (Wk. 8)
- GMC NFL Defensive Player of the Week (Wk. 8)
- *Sports Illustrated* Midseason All-Pro Notebook
- ESPN.com Midseason All-Pro Team
- MSNBC.com Midseason All-Pro Team
- *Dallas Morning News* Midseason All-Pro Team

DL Ty Warren

- New England Patriots Ron Burton Community Service Award
- *Pro Football Weekly* Midseason All-Pro Team

WR Wes Welker

- Patriots 12th Player Award
- ESPN.com All-Pro Team
- *Sports Illustrated* Midseason All-Pro Notebook
- *Dallas Morning News* Midseason All-Pro Team

NT Vince Wilfork

- AFC Pro Bowl Starter
- ESPN.com All-Pro Team
- MSNBC.com Midseason All-Pro Team



THREE-TIME SUPER BOWL CHAMPIONS





2007 LEAGUE AND TEAM RECORDS

NFL RECORDS SET OR TIED IN 2007

NFL Team Records

- Most regular-season victories in a season (16).
- Most points scored in a season (589).
- Largest point differential in a season (+315).
- Most touchdowns in a season (75).
- Most consecutive regular-season victories (19, dating back to 2006 season).
- Most players scoring touchdowns in a season (21, tied with the 2000 Denver Broncos and 1987 L.A. Rams).
- Most touchdown passes between one passer and one receiver (23, QB Tom Brady and WR Randy Moss).
- Most consecutive wins by 17 points or more to begin a season (8).
- Most consecutive games scoring 34 or more points to begin a season (8, tied with the 2000 St. Louis Rams).
- Most points scored through first 15 games (551).
- Most points scored through first 14 games (523)
- Most points scored through first 13 games (503).
- Most points scored through first 12 games (469).
- Most points scored through first 11 games (442).
- Most points scored through first 10 games (411).

QB Tom Brady

- Most touchdown passes in a season (50).
- Most games with three or more TD passes in a season (12).
- Highest touchdown-interception differential in a season (+42)
- Most consecutive games with three or more TD passes (10).
- Most consecutive games with three or more touchdown passes to begin a season (10 games, 9/9/07 to 11/18/07).
- Most touchdown passes in a single month (20, October).
- Most touchdown passes in first 10 games (38).
- Most touchdown passes in first nine games (33).
- Most touchdown passes in first eight games (30).
- Most touchdown passes in first seven games (27).
- Most touchdown passes in first six games (21).
- Most consecutive games with completion pct. of 75% or higher in a single season (4, 9/9/07 to 10/1/07).
- Most completions in first 100 passes of a season (79).
- Most touchdown passes in a game since 1970 AFL-NFL Merger (6 on 10/21/07; tied with 11 others).
- Highest single-game passer rating (perfect 158.3 rating, 10/21/07; 17th time since 1970).
- Most victories in first 100 starts in the Super Bowl Era (76, tied with Roger Staubach).

K Stephen Gostkowski

- Most PATs in a season (74).

WR Randy Moss

- Most touchdown receptions in a season (23).
- Most consecutive 100-yard receiving games to begin tenure with a team (4 games from 9/9/07 to 10/1/07).
- Most TD receptions in first season with a new team (23).
- Most TD catches in the first half (4, 11/18/07, tied with 4 others).

KR Ellis Hobbs

- Longest kickoff return in NFL history (108 yards, 9/9/07).

LB Junior Seau

- Oldest player to record two or more interceptions in a game (38 years old, 10/7/07).

WR Wes Welker

- Most receptions in first season with a new team (112).

FRANCHISE RECORDS SET OR TIED IN 2007

Team Records

- Most regular-season victories (16).
- Most points in a season (589).
- Most points per game in a season (36.8).
- Largest point differential in a season (+315).
- Most points in a game (56 on 11/18/07, tied total from 9/9/79).
- Most points in a half (42 in first half on 10/21/07).
- Most touchdowns in a season (75).
- Most passing touchdowns in a season (50).
- Most players scoring touchdowns in a season (21).
- Fewest turnovers in a season (15).
- Most total net yards in a season (6,580).
- Most net passing yards in a season (4,731)
- Most first downs in a season (393).
- Most first downs in a game (34, 10/28/07).
- Fewest sacks allowed in a 16-game season (21).
- Fewest interceptions thrown in a non-strike season (9).
- Fewest punts in a season (45).
- Best divisional record in a season (6-0, 1.000).
- Best home record in a season (8-0, 1.000, tied with 2003).
- Best road record in a season (8-0, 1.000).

QB Tom Brady

- Most touchdown passes in a season (50).
- Most passing yards in a season (4,806).
- Highest completion percentage in a season (68.9 pct.).
- Highest passer rating in a season (117.2).
- Most touchdown passes in a game (6, 10/21/07).
- Most career touchdown passes (197).
- Highest single-game passer rating (158.3, 10/21/07).
- Highest touchdown-interception differential in a single season (+42)
- Most games with three or more touchdown passes in a season (12).

K Stephen Gostkowski

- Most PATs in a season (74).

KR Ellis Hobbs

- Longest kickoff return (108 yards, 9/9/07).

WR Randy Moss

- Most touchdowns in a season (23).
- Most receiving yards in a season (1,493).
- Most touchdown receptions in a season (23).
- Most points scored by a non-kicker in a season (138).
- Most touchdown receptions in a game (4, 11/18/07).
- Most 100-yard receiving games in a season (9, tied with Stanley Morgan's 1986 total).

WR Wes Welker

- Most receptions in a season (112).
- Most receptions in a non-overtime game (13, tied w/2 others, 11/25/07)



THREE-TIME SUPER BOWL CHAMPIONS





2007 SEASON NEWS & NOTES

HISTORIC OUTPUT

The Patriots produced one of the most prolific offensive performances in NFL history in 2007. New England scored an NFL-record 589 points for an average of 36.8 points per game. The Patriots outscored their opponents by an NFL-record total of 315 points – an average of 19.7 points per game.

PATRIOTS IN CONTEXT

Category	Pts	Team History	NFL History
Points Scored	589	1st	1st
Point Differential	315	1st	1st
Touchdowns Scored	75	1st	1st
Points Per Game	36.8	1st	2nd
Differential Per Game	19.7	1st	4th

NOTES: NFL established in 1920; Patriots franchise was established in 1960.

ALL-TIME NFL LEADERS / POINTS SCORED, SEASON

Team	Year	Gm	Pts
1 New England Patriots	2007	16	589
2 Minnesota Vikings	1998	16	556
3 Washington Redskins	1983	16	541
4 St. Louis Rams	2000	16	540
5 St. Louis Rams	1999	16	526
6 Indianapolis Colts	2004	16	522
7 Miami Dolphins	1984	16	513
Houston Oilers	1961	14	513
9 San Francisco 49ers	1994	16	505
10 St. Louis Rams	2001	16	503

ALL-TIME NFL LEADERS / POINT DIFFERENTIAL, SEASON

Team	Year	Gm	PF	PA	Diff.
1 New England Patriots	2007	16	589	274	315
2 Chicago Bears	1942	11	376	84	292
3 St. Louis Rams	1999	16	526	242	284
4 Houston Oilers	1961	14	513	242	271
5 Green Bay Packers	1962	14	415	148	267

ALL-TIME NFL LEADERS / POINTS SCORED PER GAME

Team	Year	Gm	Pts	PPG
1 Los Angeles Rams	1950	12	466	38.83
2 New England Patriots	2007	16	589	36.81
3 Houston Oilers	1961	14	513	36.64
4 Chicago Bears	1941	11	396	36.00
5 Minnesota Vikings	1998	16	556	34.75

ALL-TIME NFL LEADERS / POINT DIFFERENTIAL PER GM

Team	Year	Gm	PF	PA	Diff	P/G	PA/G	Diff/G
1 Chicago Bears	1942	11	376	84	292	34.2	7.6	26.6
2 Chicago Bears	1941	11	396	147	249	36.0	13.4	22.6
3 Buffalo All-Amer.	1920	11	258	32	226	23.5	2.9	20.6
4 N.E. Patriots	2007	16	589	274	315	36.8	17.1	19.7
5 Houston Oilers	1961	14	513	242	271	36.6	17.3	19.4

ALL-TIME NFL LEADERS / TOUCHDOWNS SCORED, SEASON

Team	Year	TD	Rush	Rec	Ret
1 New England Patriots	2007	75	17	50	8
2 Miami Dolphins	1984	70	18	49	3
3 St. Louis Rams	2000	67	26	37	4
4 Indianapolis Colts	2004	66	10	51	5
St. Louis Rams	1999	66	13	42	11
San Francisco 49ers	1994	66	23	37	6
Houston Oilers	1961	66	15	48	3

PATRIOTS HISTORY / POINTS SCORED PER GAME

Season	Gm	Pts	PPG
2007	16	589	36.81
1961	14	413	29.50
1980	16	441	27.56
2004	16	437	27.31

PATRIOTS HISTORY / POINT DIFFERENTIAL PER GAME

Year	Gm	PF	PA	Diff	P/G	PA/G	Diff/G
2007	16	589	274	315	36.8	17.1	19.7
2004	16	437	260	177	27.3	16.3	11.0
1976	14	376	236	140	26.9	16.9	10.0
2006	16	385	237	148	24.1	14.8	9.3



THREE-TIME SUPER BOWL CHAMPIONS



REGULAR-SEASON WINNING STREAK

The Patriots have won 19 consecutive regular-season games dating back to a 40-7 win over the Houston Texans at Gillette Stadium on Dec. 17, 2006. New England's 19-game regular-season winning streak is the longest in NFL history, eclipsing the Patriots' 18 consecutive wins from Oct. 5, 2003 to Oct. 24, 2004. New England's 16 straight victories in 2007 represent the longest single-season winning streak in NFL history.

NFL'S LONGEST REGULAR-SEASON WIN STREAKS

Team	Years	Streak
New England Patriots	2006-Pres.	19
New England Patriots	2003-04	18
Chicago Bears	1933-34	17
Pittsburgh Steelers	2004-05	16
Miami Dolphins	1983-84	16
Miami Dolphins	1971-73	16
Chicago Bears	1941-42	16

MOST CONSECUTIVE GAMES WON, SINGLE SEASON

Team	Year	Streak
New England Patriots	2007	16
Miami Dolphins	1972	14
Pittsburgh Steelers	2004	14
Indianapolis Colts	2005	13
Denver Broncos	1998	13
Chicago Bears	1934	13
New England Patriots	2003	12
Chicago Bears	1985	12
Minnesota Vikings	1969	12

LONGEST PATRIOTS REGULAR-SEASON WIN STREAKS

Streak	First Win	Final Win
19	12/17/06	(Active Streak)
18	10/05/03	10/24/04
9	11/25/01	09/22/02
8	11/03/94	09/03/95

*-NFL Record

ON POINT

The Patriots scored 48 or more points four times in 2007, recording four of the top 10 single-game point totals in franchise history. The Patriots tied the single-game franchise record with 56 points at Buffalo on Nov. 18. New England's three-game total of 149 points from Oct. 14-28 was the highest three-game sum in the NFL since 1950.

MOST POINTS SCORED / SINGLE-GAME TEAM HISTORY

Date	Opponent	Points	Score
11/18/07	at Buffalo	56	56-10
09/09/79	New York Jets	56	56-3
10/29/78	New York Jets	55	55-21
10/28/07	Washington	52	52-7
10/22/61	Buffalo	52	52-21
11/18/84	at Indianapolis	50	50-17
11/18/79	at Baltimore	50	50-21
10/21/07	at Miami	49	49-28
10/14/07	at Dallas	48	48-27
10/03/76	Oakland	48	48-17

PATRIOTS PAY TRIBUTE TO MARQUISE HILL

The Patriots are wearing decals on their helmets this season in honor of fallen teammate Marquise Hill, who passed away on May 27, 2007. The decals depict the number 91, which Hill wore over three seasons with New England from 2004-06. Hill was selected by the Patriots in the second round of the 2004 NFL Draft and was a member of New England's Super Bowl XXXIX championship team.





2007 SEASON NEWS & NOTES

FEWEST YARDS PER GAME ALLOWED BY PATRIOTS SINCE 1979

The Patriots defense allowed an average of 288.3 yards per game in 2007, a mark that stands as the franchise's fewest in 28 years, dating back to when it allowed an average of 270.2 yards in 1979. The Patriots' average of 288.3 yards per game is the second best in franchise history since the 16-game season was established in 1978. Two of the franchise's top four defensive yardage performances over the last 25 years have come in the last two seasons. The 2006 Patriots rank fourth over that span, allowing just 294.4 yards per game.

PATRIOTS FEWEST YARDS ALLOWED, LAST 25 YEARS (Over 25-year span from 1983-2007)

Season	Yards	Yards/Game	NFL Rk
2007	4,613	288.3	4
2003	4,666	291.6	7
1988	4,681	292.6	4
2006	4,710	294.4	6
1985	4,714	294.6	5

FEWEST YARDS PER GAME ALLOWED / TEAM HISTORY

Year	Gms	Yards	Yards/Gm
1 1977	14	3638	259.9
2 1979	16	4323	270.2
3 1963	14	3834	273.9
4 1976	14	4022	287.3
5 2007	16	4613	288.3
6 1978	16	4615	288.4
7 1974	14	4067	290.5
8 1971	14	4072	290.9
9 2003	16	4666	291.6
10 1988	16	4681	292.6

HIGHEST RUSH AVG. BY PATRIOTS SINCE 1985

The Patriots averaged 4.10 yards per rush in 2007, posting the team's highest average rushing gain in 22 seasons. The last time the Patriots posted a higher season rushing average was in 1985, when New England's AFC Championship squad averaged 4.13 yards per rush. The Patriots' three highest rushing averages since 1985 have come in the last four seasons. The Patriots' 17 rushing touchdowns in 2007 were the second highest total for the team in the last 20 years, trailing only their 20 rushing scores in 2006.

PATRIOTS HIGHEST TEAM RUSH AVG. SINCE 1985 (Over 22 seasons from 1985-2007)

Year	Avg	Att	Yds	TD
2007	4.10	451	1,849	17
2004	4.07	524	2,134	15
2006	3.95	499	1,969	20
1995	3.94	474	1,866	16
2002	3.82	395	1,508	9
2001	3.79	473	1,793	15
1992	3.70	419	1,550	6
1998	3.67	403	1,480	9

PATRIOTS BEAT TEAM TD RECORD BY 23

The Patriots scored 75 touchdowns this season, setting an NFL record. New England passed the old team record of 52 touchdowns at Buffalo on Nov. 18. New England beat its old single-season touchdown record by 23 touchdowns. As a team, the Patriots have scored 23 or fewer touchdowns in an entire season four times in team history, including both the 1990 (19) and 1991 (22) seasons.

MOST TOUCHDOWNS IN FRANCHISE HISTORY

Season	TD	Rush	Pass	Return
2007	75	17	50	8
1980	52	19	27	6
1961	52	15	29	8
2004	49	15	29	5
1979	49	16	30	3

TEAM RECORD: ONLY 15 TURNOVERS

The Patriots turned the ball over to their opponents just 15 times in 2007, setting a franchise record for fewest turnovers and tying the fifth-lowest total in NFL history. The previous team record for fewest turnovers in a season was 17, a total achieved in the strike-shortened 1982 season. New England's six fumbles lost set a new team record (7, 1997 and 1998) and its nine interceptions thrown tie the 1982 team for the fewest in a season.

FEWEST TURNOVERS

TEAM HISTORY				NFL HISTORY			
Year	INT	Fum	Total	Team	Year	INT	Fum Total
2007	9	6	15	KC	1982	8	4 12
1982	9	8	17	NYG	1990	9	5 14
1997	15	7	22	CLE	1959	9	5 14
2005	15	9	24	NYG	1943	9	5 14
2003	13	11	24	NE 2007	9	6	15
2002	14	10	24	SD	2006	9	6 15
1998	17	7	24	KC	2002	13	2 15
1986	13	11	24	JAX	2002	9	6 15
				DAL	1998	8	7 15

PATRIOTS ALLOW FEWEST SACKS IN 30 SEASONS

The 2007 Patriots allowed just 21 sacks, the lowest total for the franchise since the NFL adopted a 16-game schedule in 1978. New England's 21 sacks are its fewest in a non-strike year since allowing a franchise-low 14 sacks in 1977. The Patriots allowed 15 sacks in the nine-game 1982 season. The 21 sacks allowed by the Patriots this season are tied for the fourth-lowest total in the franchise's 48-year history. They were the fifth-lowest total in the NFL this season. New England's offensive line included three Pro Bowlers: C Dan Koppen, T Matt Light and G Logan Mankins.

FEWEST SACKS ALLOWED / TEAM HISTORY

OVERALL TEAM HISTORY			LAST 30 YRS (1978-2007*)		
Year	Gm	Sacks	Year	Gm	Sacks
1977	14	14	2007	16	21
1982	9	15	1994	16	22
1976	14	19	1993	16	23
2007	16	21	1988	16	23
1974	14	21	1962	14	23

*-Excludes 1982 strike season (9 gms)

PATRIOTS LEAD AFC WITH 47 SACKS

The Patriots totaled 47 sacks in 2007, a total that led the AFC and ranked second in the NFL. The 47 sacks were the franchise's highest total in 21 years, dating back to the 48 sacks recorded by the 1986 team. Prior to this season, the Patriots' highest sack total this decade (2000-06) was 45 sacks, achieved by the 2004 team.

2007 AFC SACK LEADERS

Team	Sacks
New England	47
San Diego	42
Tennessee	40
Jacksonville	37
Kansas City	37

2007 NFL SACK LEADERS

Team	Sacks
N.Y. Giants	53
New England	47
Dallas	46
Seattle	45
San Diego	42

MOST SACKS / TEAM HISTORY

OVERALL TEAM HISTORY			LAST 20 YRS (1988-2007)		
Year	Gm	Sacks	Year	Gm	Sacks
1977	14	58	2007	16	47
1979	14	57	2004	16	45
1963	14	56	1997	16	45
1984	16	55	2006	16	44
1985	16	51	1999	16	42
1986	16	48	2003	16	41
2007	16	47	2001	16	41
1976	14	47			
1964	14	47			

NOTE: Sacks became an official statistic in 1982. All pre-1982 totals are compiled by the Patriots.



THREE-TIME SUPER BOWL CHAMPIONS





TEAM NEWS & NOTES

DOMINATING DEFENSE

Since the beginning of the 2003 season, the Patriots have allowed an average of 17.14 points per game (including playoffs), a mark that leads the NFL over that span. In 2006, the Patriots set a franchise record by allowing just 14.8 points per game, a mark that ranked second in the league. In regular-season play only, the Patriots' 16.84 points per game allowed since 2003 also leads the NFL over that span.

FEWEST PPG ALLOWED 2003-PRESENT

2003-07 TOTALS				R. Season 03-07			Playoffs 03-07		
Team	GP	Pts	PPG	GP	Pts	PPG	GP	Pts	PPG
NE	91	1560	17.14	80	1347	16.84	11	213	19.36
BAL	82	1468	17.90	80	1433	17.91	2	35	17.50
PIT	87	1571	18.06	80	1420	17.75	7	151	21.57
TB	82	1506	18.37	80	1465	18.31	2	41	20.50
JAX	82	1515	18.48	80	1458	18.23	2	57	28.50
CHI	84	1578	18.79	80	1482	18.53	4	96	24.00
CAR	87	1677	19.28	80	1554	19.43	7	123	17.57

SEASON'S BEATINGS

Since Bill Belichick became head coach in 2000, the Patriots have had consistent late-season success, winning 20 of their 23 games played between Dec. 25 and the end of the NFL postseason. New England's record includes a 12-2 playoff mark and an 8-1 regular season record over that span.

PATRIOTS UNDER BILL BELICHICK AFTER CHRISTMAS (20-3)

2000	0-0	2004	5-0
2001	4-0	2005	2-2
2002	1-0	2006	3-1
2003	4-0	2007	1-0
2000-06 TOTALS.....20-3 (.870)			

GIVING THANKS

One of the hallmarks of the Patriots' success over the last five seasons has been saving their best football for the end of the season. Since 2001, the Patriots are 46-8 (.852) in games played on Thanksgiving Day or later, a mark that is by far the best in the NFL.

PATRIOTS BEFORE AND AFTER THANKSGIVING SINCE 2001

Season	Pre-T'giving	Post-T'giving	Overall
2001	5-5 (.500)	9-0 (1.000)	14-5*
2002	6-5 (.545)	3-2 (.600)^	9-7
2003	9-2 (.818)	8-0 (1.000)	17-2*
2004	9-1 (.900)	8-1 (.889)	17-2*
2005	6-4 (.600)	5-3 (.625)	11-7*
2006	7-3 (.700)	7-2 (.778)	14-5*
2007	10-0 (1.000)	6-0 (1.000)	16-0
Totals	52-20 (.722)	46-8 (.852)	98-28

*-Includes Playoffs ^-Includes a game played on Thanksgiving Day

BEST RECORDS IN GAMES PLAYED ON OR AFTER THANKSGIVING SINCE 2001

(Includes Regular-Season and Playoff Games)

Team	W	L	T	Pct.
New England Patriots	46	8	0	.852
Pittsburgh Steelers	36	16	0	.692
Philadelphia Eagles	34	19	0	.642
Green Bay Packers	29	17	0	.630
Indianapolis Colts	32	20	0	.615
Seattle Seahawks	30	19	0	.612
San Diego Chargers	24	19	0	.558
Tennessee Titans	25	21	0	.543
St. Louis Rams	25	22	0	.532
Carolina Panthers	25	22	0	.532
Miami Dolphins	22	20	0	.524
Chicago Bears	24	22	0	.522
Washington Redskins	22	22	0	.500

HIGH RANKS ON OFFENSE AND DEFENSE

The Patriots finished with the NFL's top-ranked offense and the league's fourth-ranked defense in terms of yards per game. New England led the NFL in total offense for the first time in team history. Defensively, the Patriots allowed the fewest yards by any New England team since 1979.

2007 NFL OFFENSE RANKINGS

Team	Gm	Yards	Rush	Pass	Yds/Gm
New England	16	6580	1849	4731	411.3
Green Bay	16	5931	1597	4334	370.7
Dallas	16	5851	1746	4105	365.7
New Orleans	16	5780	1466	4314	361.3
Indianapolis	16	5739	1706	4033	358.7

2007 NFL DEFENSE RANKINGS

Team	Gm	Yards	Rush	Pass	Yds/Gm
Pittsburgh	16	4262	1438	2824	266.4
Tampa Bay	16	4454	1726	2728	278.4
Indianapolis	16	4475	1711	2764	279.7
New England	16	4613	1572	3041	288.3
Tennessee	16	4665	1478	3187	291.6

PATRIOTS YARDAGE RANKINGS 2000-2007

Year	Offense	Defense	Year	Offense	Defense
2000	22	20	2004	7	9
2001	19	24	2005	7	26
2002	21	23	2006	11	6
2003	17	7	2007	1	4

WINNING WAYS

The Patriots have won 16 games in 2007, becoming the third team in the franchise's 48-year history to win at least 16 overall games. This year's Patriots team has set the franchise record as the first team to win 16 regular-season games, eclipsing the marks of the 2003 and 2004 squads (14 wins each). Of the 12 Patriots teams to win 11 or more games in a season, eight have done so since Robert Kraft purchased the team in 1994 and six have achieved the feat in this decade.

HIGHEST VICTORY TOTALS IN PATRIOTS HISTORY

(Including regular-season and playoff games)

Year	Wins	Year	Wins
2004	17	2001	14
2003	17	1985	14
2007	16	1996	13
2006	14		

ANNUAL ACHIEVEMENTS

The Patriots are the only team in the NFL to have recorded nine or more wins in each of the last seven seasons, including 2007.

MOST SEASONS OF 9+ WINS SINCE 2001

(Includes 2007 season)

New England	7	Green Bay	5
Indianapolis	6	Pittsburgh	5
Philadelphia	5	Denver	5
Seattle	5	Dallas	4

HIGH OCTANE MATCHUPS

In the 88-year history of the NFL, there have been six games that have matched up undefeated teams with five or more victories. The Patriots have taken part in three of those games and have won all three, including two this season. On Nov. 4, the 8-0 Patriots defeated the 7-0 Colts, 24-20, in the first game in NFL history featuring two undefeated teams each with seven or more victories.

NFL GAMES / BOTH TEAMS UNBEATEN WITH 5+ WINS

Date	Teams	Result
11/13/21	Akron Pros (7-0) at Buffalo All-Americans (6-0)	BUF 0, AKR 0
11/04/23	Canton Bulldogs (5-0) at Chi. Cardinals (5-0)	CAN 7, CHI 3
10/28/73	L.A. Rams (6-0) at Minnesota Vikings (6-0)	MIN 10, LA 9
10/24/04	Patriots (5-0) vs. New York Jets (5-0)	NE 13, NYJ 7
10/14/07	Patriots (5-0) at Dallas Cowboys (5-0)	NE 48, DAL 27
11/04/07	Patriots (8-0) at Indianapolis Colts (7-0)	NE 24, IND 20



THREE-TIME SUPER BOWL CHAMPIONS





TEAM NEWS & NOTES

HOT WHEN IT'S COLD

The Patriots have enjoyed tremendous recent success in cold weather and are 22-3 since 1993 when the kickoff temperature is 34 degrees or less.

- New England has won 17 of its last 19 games when the kickoff temperature has been 34 degrees or colder.
- Since 1993, the Patriots are 15-1 when it's 30 degrees or less.
- Tom Brady is 25-2 as a starter when the game-time temperature is less than 40 degrees.

PATRIOTS GAMES 34 DEGREES OR COLDER SINCE 1993 (22-3)

Date	Opp.	Temp	Notes	W/L	Score
01/10/04	TEN*	4	Wind Chill -10	W	17-14
01/23/05	at PIT*	11	Wind Chill -1	W	41-27
12/26/93	IND	19	Wind Chill -1	W	38-0
01/07/06	JAX*	24	Clear and Calm	W	28-3
12/21/96	at NYG	24	Wind Chill 17	W	23-22
01/01/06	MIA	25	Wind Chill 20	L	26-28
01/16/05	IND*	25	Snow	W	20-3
12/14/03	JAX	25	Wind Chill 16	W	27-13
01/19/02	OAK*	25	Snow	W	16-13 ot
12/05/05	NYJ	26	Light Snow	W	16-3
12/10/95	NYJ	26	Wind Chill 12	W	31-28
01/12/97	JAX*	27	Wind Chill 11	W	20-6
12/07/03	MIA	28	Wind Chill 17	W	12-0
12/11/05	at BUF	30	Light Snow	W	35-7
12/26/04	at NYJ	30	Wind Chill 21	W	23-7
12/20/03	at NYJ	30	Wind Chill 20	W	21-16
11/05/06	IND	31	Clear and Calm	L	20-27
12/24/00	MIA	31	Wind Chill 22	L	24-27
01/02/05	SF	32	Wind Chill 27	W	21-7
01/18/04	IND*	32	Light Snow	W	24-14
11/16/03	DAL	33	Cloudy and Calm	W	12-0
11/26/95	at BUF	33	Flurries	W	35-25
12/09/07	PIT	34	Cloudy and Cold	W	34-13
12/16/01	at BUF	34	Wind Chill 25	W	12-9 ot
12/12/93	CIN	34	Wind Chill 23	W	7-2

*-playoffs

THE GREATEST SHOW IN SNOW

The Patriots are 9-0 all-time in games in Foxborough when snow has fallen during the game. Three of the Patriots' last six home playoff games have involved frozen precipitation, with all three contests ending in memorable victories. Below is a list of all of the Patriots' snow games in Foxborough since they moved from Boston in 1971.

SNOW GAMES IN FOXBOROUGH (9-0)

Date	Opp.	Tmp	Weather	W/L	Score
12/04/05	NYJ	26	Light Snow	W	16-3
01/16/05	IND*	25	Snow	W	20-3
01/18/04	IND*	32	Light Snow	W	24-14
12/14/03	JAX	25	Snow in 2nd Half	W	27-13
12/07/03	MIA	28	Cold, Snow, Wind	W	12-0
01/19/02	OAK*	25	Snow, 3-5 inches	W	16-13 ot
12/04/83	NO	35	Cold, Snowing	W	7-0
12/12/82	MIA	22	Wind, Snow	W	3-0
12/10/78	BUF	28	Snow, Some Sun	W	26-24

*-Playoffs

SNAPSHOTS OF SUCCESS

The Patriots are in the midst of one of the most prosperous periods for any team in NFL history. The recent run of success began with a 29-26 overtime victory against the San Diego Chargers on Oct. 14, 2001, sparking a streak of 97 wins in the Patriots' last 122 games, including the playoffs.

PATRIOTS SUCCESS STREAKS (Including Postseason)

- 16 consecutive wins, dating to Sept. 9, 2007 (16-0, 1.000)
- 21 wins in last 22 games, dating to Dec. 17, 2006 (21-1, .955)
- 30 wins in last 35 games, dating to Sept. 10, 2006 (30-5, .857)
- 37 wins in last 45 games, dating to Nov. 13, 2005 (37-8, .822)
- 52 wins in last 65 games, dating to Nov. 7, 2004 (52-13, .800)
- 73 wins in last 87 games, dating to Oct. 5, 2003 (73-14, .839)
- 81 wins in last 100 games, dating to Nov. 3, 2002 (81-19, .810)
- 93 wins in last 116 games, dating to Nov. 25, 2001 (93-23, .801)
- 97 wins in last 122 games, dating to Oct. 14, 2001 (97-25, .795)

TOUGH AT HOME

The Patriots own an overall record of 44-9 (.830) at Gillette Stadium. Since their state-of-the-art facility opened at the beginning of the 2002 season, the Patriots own the NFL's best record at home.

BEST HOME RECORDS SINCE 2002

Team	W	L	T	Pct	PF	PA
New England	44	9	0	.830	1313	812
Indianapolis	42	11	0	.792	1507	970
Seattle	40	13	0	.755	1371	960
Pittsburgh	36	15	1	.702	1323	993
Denver	35	15	0	.700	1213	945
Baltimore	34	16	0	.680	1149	856
Kansas City	33	16	0	.673	1375	986
San Diego	34	17	0	.667	1357	1039
Philadelphia	36	19	0	.655	1256	987

NOTE: Records include regular-season and playoff games

HOMELAND DEFENSE

Since Gillette Stadium opened in 2002, the Patriots have had the NFL's best defense at home. New England has allowed an average of just 15.32 points per game, a figure that leads the league since 2002.

FEWEST POINTS PER GAME ALLOWED AT HOME

SINCE GILLETTE STADIUM OPENED IN 2002

Team	Stadium	GP	Pts	Pts/Gm
New England	Gillette Stadium	53	812	15.32
Jacksonville	Jacksonville Municipal Stad.	48	766	15.96
Tampa Bay	Raymond James Stadium	51	847	16.61
Baltimore	M&T Bank Stadium	50	856	17.12
Philadelphia	Vets Stad/Lincoln Fin. Field	55	987	17.95
New York Jets	Giants Stadium	49	890	18.16

NOTE: Records include regular-season and playoff games

DIVISIONAL DOMINANCE

The New England Patriots own a 34-9 (.791) record in regular season AFC East games since the beginning of the 2001 season, compiling the best intra-division record of any team in the NFL over the last six-plus seasons. The Patriots have claimed six of the last seven AFC East championships, including the 2007 division crown.

NFL'S TOP DIVISIONAL RECORDS SINCE 2001

Team	W	L	T	Pct.
New England Patriots	35	9	0	.795
Pittsburgh Steelers	33	13	0	.717
Indianapolis Colts	31	13	0	.705
Green Bay Packers	30	14	0	.682
Philadelphia Eagles	29	15	0	.659
Seattle Seahawks	29	15	0	.659
Denver Broncos	26	18	0	.591
Chicago Bears	24	20	0	.545
Kansas City Chiefs	24	20	0	.545
Minnesota Vikings	24	20	0	.545
New York Giants	24	20	0	.545
St. Louis Rams	24	20	0	.545
San Diego Chargers	23	21	0	.523
San Francisco 49ers	23	21	0	.523
Baltimore Ravens	24	22	0	.522
Tennessee Titans	24	22	0	.522
Tampa Bay Buccaneers	22	22	0	.500

AFC EAST DIVISIONAL RECORDS SINCE 2001

Team	W	L	T	Pct.	Div. Titles	Years
New England	35	9	0	.795	5	2001, 2003-06
New York Jets	21	23	0	.477	1	2002
Buffalo	17	27	0	.386	0	---
Miami	16	28	0	.364	0	---

NOTES: The Indianapolis Colts were members of the AFC East in 2001 and compiled a 3-5 divisional record that season. In 2002, the Patriots and Jets both finished with a 9-7 overall record and a 4-2 divisional record, but the Jets claimed the division title by virtue of having a better record against common opponents.



THREE-TIME SUPER BOWL CHAMPIONS





PLAYOFFS NEWS & NOTES

HOME SWEET HOME

The Patriots are 9-1 at home in the playoffs in their history and own a 9-game home winning streak in postseason play. The Patriots have earned homefield advantage throughout the 2007 AFC playoffs. New England has not lost at home in the playoffs in 29 years, dating back to Dec. 31, 1978. Nine of the franchise's 10 home playoff games have taken place since Robert Kraft purchased the team 13 years ago.

PATRIOTS AT HOME IN THE PLAYOFFS (9-1)

Date	Round	Opponent	W/L	Score
01/07/07	AFC Wild Card	New York Jets	W	37-16
01/07/06	AFC Wild Card	Jacksonville	W	28-3
01/16/05	AFC Divisional	Indianapolis	W	20-3
01/18/04	AFC Championship	Indianapolis	W	24-14
01/10/04	AFC Divisional	Tennessee	W	17-14
01/19/02	AFC Divisional	Oakland	W	16-13 ot
12/28/97	AFC Wild Card	Miami	W	17-3
01/12/97	AFC Championship	Jacksonville	W	20-6
01/05/97	AFC Divisional	Pittsburgh	W	28-3
12/31/78	AFC Divisional	Houston	L	14-31

NFL LONGEST HOME PLAYOFF WINNING STREAKS

TEAM	WINS	SEASONS
Green Bay Packers	13	1939-2001
New England Patriots	9	1996-Pres.
Buffalo Bills	9	1988-1995
Washington Redskins	8	1942-1983

ALL-TIME BEST HOME WINNING PERCENTAGE

(Minimum three games)

TEAM	W	L	Pct.
New England Patriots	9	1	.900
Green Bay Packers	14	2	.875
Washington Redskins	13	2	.867
Detroit Lions	5	1	.833

PATRIOTS IN THE PLAYOFFS

New England has qualified for the playoffs 16 times in its 48-year history. The Patriots have earned 10 playoff berths in the 14 seasons since Robert Kraft purchased the team in 1994, a dramatic contrast to the six total playoff berths that the team earned in its first 34 years of existence. New England has won 11 division crowns and has qualified as a Wild Card team on four occasions (1998, 1994, 1985 and 1976). The Patriots also qualified for the playoffs in 1982 as part of a 16-team tournament following a players' strike.

PATRIOTS PLAYOFF SEASONS (16)

Year	How Qualified	Seed	Playoff Record	Result
2007	Division Champions	1	2-1	AFC Championship Gm
2006	Division Champions	4	2-1	AFC Championship Gm
2005	Division Champions	4	1-1	AFC Divisional Round
2004	Division Champions	2	3-0	Super Bowl Champions
2003	Division Champions	1	3-0	Super Bowl Champions
2001	Division Champions	2	3-0	Super Bowl Champions
1998	Wild Card	6	0-1	Wild Card Round
1997	Division Champions	3	1-1	AFC Divisional Round
1996	Division Champions	2	2-1	AFC Champions
1994	Wild Card	5	0-1	Wild Card Round
1986	Division Champions	3	0-1	AFC Divisional Round
1985	Wild Card	5	3-1	AFC Champions
1982*	16-Team Format	7	0-1	First Round
1978	Division Champions	2	0-1	AFC Divisional Round
1976	Wild Card	4	0-1	Wild Card Round
1963	Division Champions	--	1-1	AFL Finalists

*-Strike Year



THREE-TIME SUPER BOWL CHAMPIONS



TITLE TOWN

The Patriots have won five straight AFC East titles, setting the all-time record for consecutive titles in that division. New England's five straight AFC East crowns tops the four straight division titles by the Buffalo Bills from 1988-91 and by the Miami Dolphins on two occasions. The Patriots have won six of the last seven division crowns. The Patriots have won eight division titles in the 14 seasons since Robert Kraft bought the team in 1994.

MOST CONSECUTIVE AFC EAST TITLES

Team	Streak	Years
New England Patriots	5	2003-07
Buffalo Bills	4	1988-91
Miami Dolphins	4	1981, 1983-85*
Miami Dolphins	4	1971-74
Baltimore Colts	3	1975-77
Buffalo Bills	3	1964-66@
Houston Oilers	3	1960-62@

*-Due to 1982 strike, the NFL played just a 9-game season and the standings were not divided into divisions that season. @-AFL Eastern Division

CURRENT STREAKS OF CONSECUTIVE DIVISION TITLES

New England Patriots	5
Indianapolis Colts	5
Seattle Seahawks	4

MOST CONSECUTIVE DIVISION TITLES/NFL HISTORY

Team	Division	Titles	Years
Los Angeles Rams	NFC West	7	1973-79
Pittsburgh Steelers	AFC Central	6	1974-79
Minnesota Vikings	NFC Central	6	1973-78
Dallas Cowboys	NFL Capitol/NFC East	6	1966-71
Cleveland Browns	American/Eastern Conf.	6	1950-55
New England Patriots	AFC East	5	2003-07
Indianapolis Colts	AFC South	5	2003-07
Dallas Cowboys	NFC East	5	1992-96
San Francisco 49ers	NFC West	5	1986-90
Chicago Bears	NFC Central	5	1984-88
Oakland Raiders	AFC West	5	1972-76

PATRIOTS TIE EARLIEST DIVISION CLINCH SINCE 1978

The Patriots clinched the AFC East during the weekend of their 11th game of the season, tying the earliest division clinch since the NFL established the 16-game schedule in 1978. Three other teams have clinched their division during the weekend of their 11th game since 1978 – the 1985 Chicago Bears, the 1997 San Francisco 49ers and the 2004 Philadelphia Eagles.

PLAYOFF PERFORMERS

The Patriots are the only team in the NFL to have won at least one playoff game in each of the last four seasons.

CONSECUTIVE SEASONS W/ PLAYOFF WIN

New England Patriots	4
Seattle Seahawks	2
Four Teams	1

ALL-TIME SUPER BOWL VICTORIES

Team	Titles	Championship Seasons
Pittsburgh Steelers	5	1974, 1975, 1978, 1979, 2005
Dallas Cowboys	5	1971, 1977, 1992, 1993, 1995
San Francisco 49ers	5	1981, 1984, 1988, 1989, 1994
New England Patriots	3	2001, 2003, 2004
Green Bay Packers	3	1966, 1967, 1996
Washington Redskins	3	1982, 1987, 1991
Oakland/L.A. Raiders	3	1976, 1980, 1983
Baltimore/Indianapolis Colts	2	1970, 2006
Denver Broncos	2	1997, 1998
New York Giants	2	1986, 1990
Miami Dolphins	2	1972, 1973

NOTE: Teams are sorted by most recent championship season



PLAYOFFS NEWS & NOTES

PATRIOTS PLAYOFF PARTICIPATION

Patriots with playoff experience prior to 2007 (42)

Player	Pos.	Exp.	GP	GS
Alexander, Eric	LB	3	3	1
Andrews, Willie	DB	2	3	0
Brady, Kyle	TE	13	5	4
Brady, Tom	QB	8	14	14
Brown, Troy	WR	15	20	7
Bruschi, Teddy	LB	12	19	14
Cassel, Matt	QB	3	4	0
Evans, Heath	RB	7	6	0
Faulk, Kevin	RB	9	14	2
Gaffney, Jabar	WR	6	3	3
Gay, Randall	CB	4	3	0
Gostkowski, Stephen	K	2	3	0
Green, Jarvis	DL	6	11	3
Hanson, Chris	P	9	1	0
Harrison, Rodney	S	14	10	6
Hobbs, Ellis	CB	3	5	5
Hochstein, Russ	G/C	7	11	5
Izzo, Larry	LB	12	18	0
Jackson, Chad	WR	2	2	0
Kaczur, Nick	T	3	4	4
Koppen, Dan	C	5	9	9
Light, Matt	T	7	12	12
Mankins, Logan	G	3	5	5
Maroney, Laurence	RB	2	3	0
Moore, Rashad	DL	4	3	1
Moss, Randy	WR	10	8	8
Neal, Stephen	G	6	8	8
Paxton, Lonie	LS	8	11	0
Samuel, Asante	CB	5	11	8
Sanders, James	S	3	5	3
Seau, Junior	LB	18	6	6
Seymour, Richard	DL	7	12	10
Spann, Antwain	CB	2	3	0
Stallworth, Donte	WR	6	2	2
Thomas, Adalius	LB	8	4	1
Vrabel, Mike	LB	11	16	14
Warren, Ty	DL	5	11	7
Watson, Benjamin	TE	4	5	4
Wilfork, Vince	DL	4	8	6
Wilson, Eugene	S	6	8	8
Woods, Pierre	LB	2	3	0
Yates, Billy	G	4	1	0

Patriots who have not played in the playoffs entering 2007 (11)

Player	Pos.	Exp.	GP	GS
Britt, Wesley	T	2	0	0
Eckel, Kyle	FB	1	0	0
Gutierrez, Matt	QB	R	0	0
Meriweather, Brandon	DB	R	0	0
Mitchell, Mel	S	6	0	0
O'Callaghan, Ryan	T	2	0	0
Smith, Le Kevin	DL	2	0	0
Spach, Stephen	TE	2	0	0
Ventrone, Ray	S	2	0	0
Washington, Kelley	WR	5	0	0
Welker, Wes	WR	4	0	0

Patriots who have played in Super Bowl games (20)

Player	Pos.	Exp.	SBGP	SBGS
Brady, Tom	QB	8	3	3
Brown, Troy	WR	15	3	2
Bruschi, Teddy	LB	12	4	3
Faulk, Kevin	RB	9	3	0
Gay, Randall	CB	4	1	1
Green, Jarvis	DL	6	2	1
Harrison, Rodney	S	14	3	2
Hochstein, Russ	G/C	7	2	1
Izzo, Larry	LB	12	3	0
Koppen, Dan	C	5	2	2
Light, Matt	T	7	3	3
Neal, Stephen	G	6	1	1
Paxton, Lonie	LS	8	2	0
Samuel, Asante	CB	5	2	1
Seau, Junior	LB	18	1	1
Seymour, Richard	DL	7	3	2
Vrabel, Mike	LB	11	3	3
Warren, Ty	DL	5	2	0
Wilfork, Vince	DL	4	1	1
Wilson, Eugene	S	5	2	2

Note: Rodney Harrison and Junior Seau each participated in Super Bowl XXIX with the San Diego Chargers following the 1994 season. All other Super Bowl appearances on this list occurred with the Patriots.

ALL-TIME PLAYOFF RESULTS

The Patriots have compiled a 19-12 record in their 31 playoff games and their .613 playoff winning percentage is the second best in NFL history among teams that have played at least 10 playoff games. New England has qualified for five Super Bowls (XX, XXXI, XXXVI, XXXVIII, XXXIX) and also played in the 1963 AFL Championship Game.

PATRIOTS PLAYOFF RECORD BY ROUND

First Round*	0-1
Wild Card Round	4-2
Divisional Round	7-5
AFC Championship	5-1
AFL Championship	0-1
Super Bowl	3-2
Total	19-12

*-1982 Strike Season

ALL-TIME BEST NFL PLAYOFF RECORDS

(Minimum 10 Postseason Games)

TEAM	W	L	Pct.
Green Bay Packers	24	14	.632
New England/Boston Patriots	19	12	.613
Pittsburgh Steelers	28	18	.609
San Francisco 49ers	25	17	.595
Washington/Boston Redskins	23	16	.590
Dallas Cowboys	32	23	.582
Oakland/L.A. Raiders	25	18	.581
Denver Broncos	17	15	.531
Indianapolis/Baltimore Colts	17	16	.515
Miami Dolphins	20	19	.513

WRAPPING IT UP

The Patriots clinched their 11th division title on Nov. 25 by virtue of Buffalo's loss at Jacksonville in the afternoon prior to New England's Sunday night victory over Philadelphia. The Patriots clinched the division title with games remaining on the schedule for the sixth time in team history and for the fifth consecutive season.

PATRIOTS DIVISION-CLINCHING GAMES

Year	Date Clinched	Division Title	Opp.	Final Score	Final Record	2nd Place
2007	11/25/07		PHI	31-28	16-0	BUF (7-9)
2006	12/24/06	at JAX		24-21	12-4	NYJ (10-6)
2005	12/17/05		TB	28-0	10-6	MIA (9-7)
2004	12/12/04		CIN	35-28	14-2	NYJ (10-6)
2003	12/07/03		MIA	12-0	14-2	MIA (10-6)
2001	01/06/02^	at CAR		38-6	11-5	MIA (11-5)
1997	12/22/97^	at MIA		14-12	10-6	MIA (9-7)
1996	12/15/96	at DAL		6-12	11-5	BUF (10-6)
1986	12/22/86^	at MIA		34-27	11-5	NYJ (10-6)
1978	12/10/78		BUF	26-24	11-5	MIA (11-5)
1963	12/28/63*	at BUF		26-8	7-6-1	BUF (7-6-1)

^-- Season Finale

*-- Division-deciding AFL playoff in Buffalo, N.Y.

SUSTAINED PLAYOFF SUCCESS

The Patriots won 12 playoff games from 2001-06, tying the NFL's second highest playoff victory total over a six-year span.

MOST PLAYOFF VICTORIES IN A SIX-YEAR SPAN

Team	6-Year Span	Playoff Wins	SB Wins
Pittsburgh Steelers	1974-1979	13	4
New England Patriots	2001-2006	12	3
Dallas Cowboys	1991-1996	12	3
Pittsburgh Steelers*	1975-1980	12	3
Washington Redskins	1982-1987	11	2
Buffalo Bills	1988-1993	10	0
Dallas Cowboys	1977-1982	10	1

*-Note: Overlaps with the Steelers' 6-year span from 1974-79



THREE-TIME SUPER BOWL CHAMPIONS





PATRIOTS NEWS & NOTES

TOP DIVISION MARK IN TEAM HISTORY

The Patriots finished their slate of divisional games without a loss for the first time in team history. New England compiled a 6-0 record in AFC East games this season, setting a new franchise record for best divisional record. The franchise previously finished the year with one division loss on five occasions: 1986, 1997, 2003, 2004 and 2005.

TOP DIVISIONAL RECORDS IN FRANCHISE HISTORY

Year	Record	Loss	Year	Record	Loss
2007	6-0	---	2003	5-1	BUF
1986	7-1	NYJ	2004	5-1	MIA
1997	7-1	NYJ	2005	5-1	MIA

O.T. IS THE PLACE TO BE

The Patriots have won eight consecutive overtime games and own the longest overtime winning streak in NFL history, including playoff games.

MOST CONSECUTIVE OVERTIME VICTORIES

Wins	Team	Dates
8*	New England	2000-present
7	Denver	1978-1985
6	Washington	1976-1987
6	Pittsburgh	1994-1997

*-Includes one playoff game

WORKING OVERTIME

The Patriots have won their last eight overtime games (including the playoffs). New England's eight-game overtime winning streak is the longest in NFL history. New England has not lost in overtime since Buffalo won 16-13 at Foxboro Stadium on Nov. 5, 2000. Since that time, the Patriots have won eight straight, including five games in which they scored on their first possession of overtime.

NEW ENGLAND'S OVERTIME STREAK

DATE	OPP	WINNING PLAY	DRIVE INFO	FINAL SCORE
11/23/03	at HST	28-yd FG	9 plays, 76 yds; 3:39	23-20
10/19/03	at MIA	82-yd TD	1-82; 0:12	19-13
12/29/02	vs. MIA+	35-yd FG	7-43; 2:03	27-24
09/22/02	vs. KC+	35-yd FG	9-53; 4:40	41-38
01/19/02	vs. OAK+*	23-yd FG	15-61; 8:29	16-13
12/16/01	at BUF+	23-yd FG	8-75; 3:18	12-9
10/14/01	vs. SD+	44-yd FG	6-51; 2:59	29-26
12/17/00	at BUF	24-yd FG	14-83; 5:56	13-10
11/05/00	vs. BUF	32-yd FG	6-52-2:50	L, 13-16

*playoffs +NE scored on its first possession in overtime

2008 OPPONENTS DETERMINED

In addition to home and road matchups with their three AFC East division opponents in 2008, the Patriots will also play games against each of the teams from the AFC West and the NFC West. As 2007 AFC East champions, the Patriots will also play the 2007 champions of the AFC North and the AFC South.

2008 Home Opponents

Buffalo Bills
Miami Dolphins
New York Jets
Denver Broncos
Kansas City Chiefs
Arizona Cardinals
St. Louis Rams
Pittsburgh Steelers

2008 Road Opponents

Buffalo Bills
Miami Dolphins
New York Jets
Oakland Raiders
San Diego Chargers
San Francisco 49ers
Seattle Seahawks
Indianapolis Colts

2009 Patriots Opponents

Home: Buffalo Bills, Miami Dolphins, New York Jets, Jacksonville Jaguars, Tennessee Titans, Atlanta Falcons, Carolina Panthers, AFC North*.

Away: Buffalo Bills, Miami Dolphins, New York Jets, Houston Texans, Indianapolis Colts, New Orleans Saints, Tampa Bay Buccaneers, AFC West*.

*-Opponent to be determined based on previous season's standings.



THREE-TIME SUPER BOWL CHAMPIONS



2007 PATRIOTS TEAM CAPTAINS

The Patriots elected seven players as team captains for the 2007 season. Quarterback **Tom Brady** and running back **Kevin Faulk** serve as offensive captains; linebacker **Tedy Bruschi**, linebacker **Junior Seau**, linebacker **Mike Vrabel** and defensive lineman **Ty Warren** serve as defensive captains; and linebacker **Larry Izzo** serves as special teams captain.

PATRIOTS HOLD SEVENTH PICK IN 2008 DRAFT

The Patriots hold the seventh overall selection in the 2008 NFL Draft, which will take place the weekend of April 26-27, 2008. On April 28, 2007 – the first day of the 2007 NFL Draft – the Patriots made a trade with the San Francisco 49ers. The Patriots sent their 2007 first-round draft selection (28th overall) to the 49ers in exchange for San Francisco's 2008 first-round pick (which turned out to be seventh) and a 2007 fourth-round selection (110th overall). The next day, on April 29, 2007, the Patriots traded the 110th overall pick to the Oakland Raiders in exchange for wide receiver Randy Moss.

APRIL 28, 2007 TRADE WITH SAN FRANCISCO

Patriots Trade: 2007 First-Round Selection (28th overall), which the 49ers used to select T Joe Staley.

Patriots Acquire: San Francisco's 2008 First Round Selection (7th overall) and a 2007 fourth-round selection that was traded to Oakland in exchange for WR Randy Moss on April 29, 2007.

2008 NFL DRAFT: TOP 10 SELECTIONS

Pk	Team	W	L	Strength of Sched.	2007 Opp. Rec.
1	Miami Dolphins	1	15	.539	138-118
2	St. Louis Rams	3	13	.512	131-125
*	Atlanta Falcons	4	12	.516	132-124
*	Oakland Raiders	4	12	.516	132-124
*	Kansas City Chiefs	4	12	.516	132-124
6	New York Jets	4	12	.523	134-122
7	New England Patriots	(from S.F.: 5-11, .465, 119-137)			
8	Baltimore Ravens	5	11	.516	132-124
9	Cincinnati Bengals	7	9	.461	118-138
10	New Orleans Saints	7	9	.480	123-133

*-To be determined by coin flip

NOTES: Draft order is determined by reverse order of the previous season's records. Ties are broken by the previous season's schedule strength. In the event of a tie in schedule strength, coin flip is used.

THREE-GAME POINT TOTAL HIGHEST SINCE 1950

The Patriots scored a combined total of 149 points over a three-game span from Oct. 14 to Oct. 28, marking the highest three-game point total by an NFL team since 1950. The last team to score 149 or more points over a three-game span was the 1950 Los Angeles Rams, who totaled 163 points from Oct. 22 to Nov. 5, 1950. The Patriots won their three games by scores of 48-27 (at Dallas on Oct. 14), 49-28 (at Miami on Oct. 21) and 52-7 (vs. Washington on Oct. 28), totaling 149 points. The 1950 Rams won three games by scores of 70-27, 65-24 and 28-21, totaling 163 points. The 1950 Rams hold the NFL's all-time record for most points per game, averaging 38.8 points per game (466 points in 12 games).

510 TOTAL NET YARDS MOST SINCE 1979

The Patriots gained 510 total net yards against Buffalo on Nov. 18, marking the franchise's highest total in 28 years. The Patriots' offensive output was the highest since New England gained a franchise-record 597 total net yards in a 56-3 win over the New York Jets on Sept. 9, 1979. The Patriots' 510 total net yards against the Bills are the fourth highest total in franchise history.





ROBERT KRAFT: BUILDING SUCCESS

Since Robert Kraft purchased the team in 1994, the Patriots have experienced one of the most dramatic turnarounds in the history of sports. In 14 seasons of ownership, Kraft has transformed one of the league's least successful clubs into what many observers view as a model NFL franchise. In the five seasons immediately preceding his purchase (1989-93), the Patriots were a moribund team, winning just 19 of 80 games (.311 pct.) and recording the worst record in the NFL over that span. When he bought the franchise on Jan. 21, 1994, Kraft announced his intention to bring a championship to New England, a tall order considering the team's previous success rate. But under Kraft's leadership, the Patriots have won seven division titles, four conference crowns and three Super Bowl championships.



	Pre-Kraft 1960-93	1989-93	Kraft Era 1994-07
Overall Record	225-276-9	19-61	160-85
Winning Pct.	.450	.311	.653
Super Bowl Titles	0	0	3
Conference Titles	1	0	4
Division Titles	3	0	8
Playoff Seasons	5	0	10
Playoff Record	4-6	--	15-6
Home Playoff Games	1	0	9
Home Playoff Record	0-1	--	9-0

A CHAMPIONSHIP TRADITION

The Patriots and the San Antonio Spurs are the only teams from North America's four major professional sports leagues to have won three titles since 2001. Additionally, the Patriots trail only the New York Yankees and San Antonio Spurs in having won three titles in the period since Robert Kraft purchased the team.

MULTIPLE LEAGUE CHAMPIONSHIPS SINCE 2001

Team	League	Titles
New England Patriots	NFL	3
San Antonio Spurs	NBA	3
Boston Red Sox	MLB	2
Los Angeles Lakers	NBA	2

LEAGUE CHAMPIONSHIPS SINCE 1994

Team	League	Titles
New York Yankees	MLB	4
San Antonio Spurs	NBA	4
New England Patriots	NFL	3
Los Angeles Lakers	NBA	3
Chicago Bulls	NBA	3
Detroit Red Wings	NHL	3
New Jersey Devils	NHL	3

CHAMPIONSHIP GAME/SERIES APPEARANCES SINCE 1994

Team	League	Appearances
New York Yankees	MLB	6
New England Patriots	NFL	4
Los Angeles Lakers	NBA	4
San Antonio Spurs	NBA	4
Detroit Red Wings	NHL	4
New Jersey Devils	NHL	4

SELLOUT STREAK

In the early 1990s, the Patriots franchise appeared destined for relocation until Robert Kraft's purchase of the team rejuvenated local interest. In 1991, the team's season ticket base consisted of just 17,635 fans, barely enough to support the club. Sixteen years later, the season-ticket base stands at a capped total of 61,759 and more than 50,000 fans are on a waiting list. The Patriots have sold out 147 consecutive home games (dating back to the 1994 regular-season opener). Patriots fans in New England have never been faced with a TV blackout under Kraft's ownership.



THREE-TIME SUPER BOWL CHAMPIONS



SUCCESS STORY

Since Robert Kraft purchased the team in 1994, the Patriots have been one of the NFL's elite franchises. Over the first 13-plus years of Kraft's ownership, the Patriots own the highest win total among all NFL teams in addition to the highest winning percentage – a remarkable record considering the fact that the Patriots were a combined 19-61 (.311) in the five years immediately preceding the purchase.

SINCE ROBERT KRAFT PURCHASED THE TEAM IN 1994...

TOTAL VICTORIES SINCE 1994 (Incl. Postseason)

New England Patriots	160
Green Bay Packers	153
Pittsburgh Steelers	151
Denver Broncos	145
Indianapolis Colts	143
Philadelphia Eagles	133

WINNING PERCENTAGE SINCE 1994 (Incl. Postseason)

Team	W	L	T	Pct.
New England Patriots	160	85	0	.653
Green Bay Packers	153	89	0	.632
Pittsburgh Steelers	151	92	1	.621
Denver Broncos	145	92	0	.612
Indianapolis Colts	143	98	0	.593
Philadelphia Eagles	133	107	1	.554
Jacksonville Jaguars	118	100	0	.541
Kansas City Chiefs	124	105	0	.541
Minnesota Vikings	127	108	0	.540

SUPER BOWL CHAMPIONSHIPS SINCE 1994

New England Patriots	3
Denver Broncos	2
8 Teams	1

CONFERENCE CHAMPIONSHIPS SINCE 1994

New England Patriots	4
Denver Broncos	2
Green Bay Packers	2
Pittsburgh Steelers	2
St. Louis Rams	2
14 Teams	1

PLAYOFF VICTORIES SINCE 1994

New England Patriots	15
Pittsburgh Steelers	12
Green Bay Packers	10
Philadelphia Eagles	9
Indianapolis Colts	9
Denver Broncos	8

PLAYOFF GAMES PLAYED SINCE 1994

New England Patriots	21
Pittsburgh Steelers	20
Green Bay Packers	18
Philadelphia Eagles	17
Indianapolis Colts	17
Denver Broncos	13
San Francisco 49ers	13

PLAYOFF SEASONS SINCE 1994 (Incl. 2007)

New England Patriots	10
Indianapolis Colts	10
Green Bay Packers	10
Dallas Cowboys	8
Pittsburgh Steelers	8
Philadelphia Eagles	8

PLAYOFF WINNING PERCENTAGE SINCE 1994

Team	W	L	Pct.
New England Patriots	15	6	.714
Carolina Panthers	6	3	.667
Baltimore Ravens	5	3	.625
Denver Broncos	8	5	.615
Pittsburgh Steelers	12	8	.600

SINCE ROBERT KRAFT PURCHASED THE TEAM IN 1994...

SINCE ROBERT KRAFT PURCHASED THE TEAM IN 1994...



BILL BELICHICK NEWS & NOTES

THE HEAD COACH

Overall Record: 140-84 (.625)
Regular Season: 127-81 (.611)
Postseason: 13-3 (.813)
With Patriots overall: 103-39 (.725)
Overall since 2001: 98-28 (.778)
Super Bowl Titles: 5 (86, 90, 01, 03, 04)
Conf. Titles: 6 (86, 90, 96, 01, 03, 04)
Division Titles: 13 (75, 78, 86, 89, 90, 96, 98, 01, 03, 04, 05, 06, 07)



Bill Belichick is in his 33rd season as an NFL coach and is the only head coach in NFL history to win three Super Bowl titles in a four-year span. In the 2007 season, Belichick led the Patriots to the fourth undefeated and untied regular season in the NFL's 88-year history and the first since the NFL established a 16-game schedule in 1978. He has produced five straight AFC East titles and six division championships in the last seven seasons. Belichick's Patriots teams own the all-time NFL records for consecutive total victories (21 from 2003-04), consecutive regular-season victories (19 from 2006-07) and consecutive playoff victories (10 from 2001-05). Belichick owns the second best postseason record in NFL history (13-3) and is the winningest NFL head coach since 2001 (98-28). From 2003-04, he directed the Patriots to back-to-back Super Bowl titles while posting consecutive 17-win campaigns. Belichick has spent more seasons in the league than any other current NFL head coach, and in that time has been a part of five Super Bowl championship teams. His overall record of 103-39 with the Patriots gives him the most victories and the best winning percentage of any head coach in franchise history.

ELITE COMPANY

Bill Belichick is one of nine NFL head coaches to win three or more championships since the league began postseason play in 1933. With the Patriots' victory in Super Bowl XXXIX, Belichick joined an exclusive club in which each of the eight other members has been enshrined in the Pro Football Hall of Fame.

HEAD COACHES WITH THREE OR MORE NFL TITLES

(Listed alphabetically)

Head Coach	Championship Team(s)
Bill Belichick	New England Patriots
Paul Brown	Cleveland Browns
Weeb Ewbank	Baltimore Colts, New York Jets
Joe Gibbs	Washington Redskins
George Halas	Chicago Bears
Earl (Curly) Lambeau	Green Bay Packers
Vince Lombardi	Green Bay Packers
Chuck Noll	Pittsburgh Steelers
Bill Walsh	San Francisco 49ers

NOTE: NFL Playoffs first held in 1933.

BELICHICK'S PATRIOTS RENAISSANCE

Any successful project requires a sound plan, and once head coach Bill Belichick implemented his design on the Patriots, his approach has given him the best record of any NFL head coach who has coached at least 30 games since 2001.

NFL COACHES' RECORDS SINCE 2001

Coach	Team	W	L	T	Pct.
Bill Belichick	NE	98	28	0	.778
Tony Dungy	TB/IND	89	35	0	.718
Bill Cowher	PIT	70	35	1	.665
Mike McCarthy	GB	21	11	0	.656
Andy Reid	PHI	79	45	0	.637
Mike Martz	STL	46	29	0	.613
Mike Holmgren	SEA	71	49	0	.592
Mike Sherman	GB	50	36	0	.581
Mike Shanahan	DEN	67	49	0	.578
Marty Schottenheimer	WAS/SD	55	43	0	.561
Lovie Smith	CHI	38	30	0	.559

NOTE: Records include playoff games; Minimum 30 games coached

HUNDRED WIN CLUB

Bill Belichick has won 103 overall games since becoming Patriots head coach in 2000. He took 139 games to reach 100 victories with the team, the fourth fewest number of games by any coach in NFL history to reach 100 wins with a franchise. Belichick is one of four current NFL head coaches who have won 100 or more games with their current team. Belichick has recorded 91 regular-season wins and 12 playoff victories with New England.

FEWEST GAMES TO REACH 100 WINS WITH A TEAM

Coach	Team	Seasons	Games
George Seifert	SF	1989-96	132
John Madden	OAK	1969-77	137
Don Shula	MIA	1970-78	137
Bill Belichick	NE	2000-07	139
Paul Brown	CLE	1946-54	141

HEAD COACHES WITH 100 WINS WITH CURRENT TEAM

Coach	Team	Yrs	Seasons	Wins
Joe Gibbs	WAS	16	1981-92, 04-07	169
Mike Shanahan	DEN	13	1995-2007	131
Jeff Fisher	HOU/TEN	14	1994-2007	120
Bill Belichick	NE	8	2000-07	103

NOTE: Includes Playoff Games

POSTSEASON PROWESS

Bill Belichick is the second winningest head coach in NFL playoff history, trailing only the legendary Vince Lombardi, whose name is emblazoned on the Super Bowl trophy.

BEST POSTSEASON RECORDS IN NFL HISTORY

(Minimum six games)

Head Coach	Team(s)	W	L	Pct.
Vince Lombardi	GB/WAS	9	1	.900
Bill Belichick	CLE/NE	13	3	.813
Joe Gibbs	WAS	17	7	.709

SUPER SUCCESS

Bill Belichick is one of just four head coaches to win three championships since the Super Bowl Era began following the 1966 season. Coach Belichick joins three members of the Pro Football Hall of Fame in the exclusive club. Belichick is the only coach to win three Super Bowls in the post-1993 salary cap era.

MOST SUPER BOWL VICTORIES

Head Coach	Team	Titles	Seasons
Chuck Noll	PIT	4	1974, 1975, 1978, 1979
Bill Belichick	NE	3	2001, 2003, 2004
Joe Gibbs	WAS	3	1982, 1987, 1991
Bill Walsh	SF	3	1981, 1984, 1988

NOTE: Sorted by most recent championship. Super Bowls have determined NFL champion since 1966.

PLAYOFF SUCCESS

Coach Belichick has won 13 career playoff games, a total that is tied for the fifth-highest by a head coach in NFL history.

MOST PLAYOFF WINS BY AN NFL HEAD COACH

Coach	Team(s)	Wins
Tom Landry	Dallas Cowboys	20
Don Shula	Baltimore Colts, Miami Dolphins	19
Joe Gibbs	Washington Redskins	17
Chuck Noll	Pittsburgh Steelers	16
Bill Belichick	Cleveland Browns, New England Patriots	13
Mike Holmgren	Green Bay Packers, Seattle Seahawks	13

TOPS IN TEAM HISTORY

Bill Belichick is the most successful head coach in Patriots history. He has recorded more wins (103) and a higher winning percentage (.725) than any of the 13 previous head coaches.

WINNINGEST HEAD COACHES IN PATRIOTS HISTORY

Coach	Years	Career Winning Pct.	Overall W-L-T	Playoff W-L
Bill Belichick	2000-07	.725	103-39-0	12-2
Raymond Berry	1984-89	.554	51-41-0	3-2
Pete Carroll	1997-99	.549	28-23-0	1-2
Ron Meyer	1982-84	.529	18-16-0	0-1
Mike Holovak	1961-68	.528	53-47-9	1-1



THREE-TIME SUPER BOWL CHAMPIONS






PATRIOTS PRO BOWLERS


EIGHT PATRIOTS SELECTED TO AFC PRO BOWL SQUAD



AFC-NFC Pro Bowl
Aloha Stadium
Honolulu, Hawaii
February 10, 2008



QB Tom Brady
Pro Bowl Starter
4th Career Selection



C Dan Koppen
Pro Bowl Reserve
1st Career Selection




T Matt Light
Pro Bowl Starter
2nd Career Selection




G Logan Mankins
Pro Bowl Starter
1st Career Selection




WR Randy Moss
Pro Bowl Starter
6th Career Selection



CB Asante Samuel
Pro Bowl Starter
1st Career Selection



LB Mike Vrabel
Pro Bowl Starter
1st Career Selection



NT Vince Wilfork
Pro Bowl Starter
1st Career Selection

Five Patriots are first-time All-Stars; Three Patriots offensive linemen are All-Stars for first time since 1966

Eight members of the New England Patriots have been selected to represent the Patriots and the AFC at the 2008 Pro Bowl in Honolulu on Feb. 10. The Patriots will send eight players to the Pro Bowl for the first time since 1985, and the team's eight Pro Bowlers tie the 1985 squad with the most Patriots Pro Bowl players since the 1970 AFL-NFL merger. The Boston Patriots sent a team-record 11 players to the AFL All-Star Game on two occasions (1963 and 1966). Seven Patriots will be among the 22 starters on the 2008 AFC Pro Bowl squad.

Koppen, Light and Mankins comprise the first trio of Patriots offensive linemen to earn Pro Bowl honors in the same season since the 1970 AFL-NFL merger. The three All-Star offensive linemen tie a team record also achieved when the Boston Patriots sent three offensive linemen to the 1966 AFL All-Star Game (C Jon Morris, T Tom Neville and G Len St. Jean). This season, New England allowed just 21 sacks, the fewest number of sacks allowed by the franchise in a full season in 30 years, dating back to a 17-sack performance in 1977. Additionally, the 2007 Patriots averaged 4.10 yards per rush, a mark that was the team's highest rushing average since 1985.

Tom Brady's four Pro Bowl selections are the most of any Patriots quarterback, topping the three All-Star selections of Drew Bledsoe (1994, 1996, 1997) and Vito "Babe" Parilli (1963, 1964, 1966). The two-time Super Bowl MVP also earned Pro Bowl nods in 2001, 2004 and 2005. Brady threw an NFL-record 50 touchdown passes in 2007. Brady was named AFC Offensive Player of the Month twice (September and October) and earned AFC Player of the Week honors five times.

Dan Koppen is the third center in Patriots history to earn All-Star honors, joining Damien Woody (2002) and Jon Morris (seven AFL All-Star Game appearances from 1964-70). The Boston College product is in his fifth season with the Patriots since being selected in the fifth round (164th overall) of the 2003 NFL Draft. He started 15 games this season.

Matt Light is the only Patriots player who will return to Hawaii for the second consecutive season, having earned his first career Pro Bowl selection in 2006. Light is one of four Patriots offensive tackles to earn All-Star selections since the 1970 merger, joining Patriots Hall of Famer Bruce Armstrong, Leon Gray and Brian Holloway. The Purdue University product is in his seventh season with the Patriots since being selected in the second round (48th overall) of the 2001 NFL Draft. He started all 16 games this season.

Logan Mankins is the first Patriots guard to earn a Pro Bowl selection since 1985, when Pro Football Hall of Famer John Hannah went to his ninth career Pro Bowl. Mankins joins Hannah as the only Patriots guards to earn Pro Bowl bids since the 1970 merger. The Fresno State product is in his third season with the Patriots since being selected in the first round (32nd overall) of the 2005 NFL Draft. He started all 16 games this season and has never missed an NFL game, starting all 48 games of his career.

Randy Moss is the fourth Patriots wide receiver to earn a Pro Bowl selection since the 1970 merger, joining Stanley Morgan, Terry Glenn and Troy Brown. He will return to Hawaii for the sixth time, having also earned All-Star honors from 1998-2000 and from 2002-03. Moss set an NFL record with 23 touchdown receptions and set a new franchise record for receiving yards (1,493). Moss's 138 points scored led the NFL among non-kickers. Moss was the AFC's Offensive Player of the Month for November and earned AFC Offensive Player of the Week honors on two occasions.

Asante Samuel joins Pro Football Hall of Famer Mike Haynes, Ty Law and Raymond Clayborn as one of four Patriots cornerbacks to earn Pro Bowl honors since the 1970 merger. Since the beginning of the 2006 season, Samuel leads the NFL with 16 interceptions (Champ Bailey, 13) from 2005-07 recorded 58 passes defended, a total that ties Bailey for the league lead over that span. He was named AFC Defensive Player of the Week following a two-interception performance against Philadelphia on Nov. 25, 2007.

Mike Vrabel is the seventh Patriots linebacker to earn a Pro Bowl nod since the merger and is the first New England linebacker to go to Hawaii since Tedy Bruschi earned the honor following the 2004 season. Vrabel is in his 11th year in the NFL and his seventh season with the Patriots. He led the Patriots with 12.5 sacks this season, tying the third highest single-season total in team history and recording the highest sack total by a Patriot in 20 years. Vrabel was named AFC Defensive Player of the Week following a game against Washington on Oct. 28 in which he recorded three strip-sacks, forcing fumbles that were recovered by the Patriots each time.

Vince Wilfork joins Richard Seymour as the only Patriots defensive tackles to be selected to a Pro Bowl since the 1970 merger. Wilfork started every game this season as part of a Patriots defense that ranked fourth in the NFL in yards allowed per game (288.3). The 288.3 yards per game allowed by the Patriots this season are the fewest for the franchise since allowing 270.2 yards per game in 1979. Wilfork is in his fourth season with the Patriots since being selected in the first round (21st overall) of the 2004 NFL Draft.



THREE-TIME SUPER BOWL CHAMPIONS





QB TOM BRADY NEWS & NOTES

A SEASON FOR THE AGES

TOM BRADY threw 50 touchdown passes in 2007, recording the highest single-season total in NFL history. Brady threw for at least three touchdowns in 12 of 16 games this season and set the franchise's single-game record with six touchdown tosses at Miami on Oct. 21. That performance came on the heels of a five-touchdown day in Dallas on Oct. 14, a total that tied the team's previous single-game touchdown record. Brady's five games with four or more touchdowns in 2007 are tied for the third highest total in NFL history.



ALL-TIME NFL LEADERS / SINGLE SEASON TD PASSES

Player	Team	Year	TD
Tom Brady	NE	2007	50
Peyton Manning	IND	2004	49
Dan Marino	MIA	1984	48
Dan Marino	MIA	1986	44
Kurt Warner	STL	1999	41
Daunte Culpepper	MIN	2004	39
Brett Favre	GB	1996	39

ALL-TIME LEADERS / SINGLE-SEASON TD-INT DIFFERENTIAL

Player	Team	Season	TD	INT	Diff.
Tom Brady	NE	2007	50	8	42
Peyton Manning	IND	2004	49	10	39
Dan Marino	MIA	1984	48	17	31
Kurt Warner	STL	1999	41	13	28
Daunte Culpepper	MIN	2004	39	11	28

ALL-TIME NFL LEADERS / MOST TD PASSES IN A MONTH

Player	Team	Month	TD
Tom Brady	NE	Oct. 2007	20
Peyton Manning	IND	Nov. 2004	19
Brett Favre	GB	Sept. 1996	16
Dan Marino	MIA	Nov. 1986	16

ALL-TIME NFL LEADERS / SINGLE-SEASON PASSER RTG

Player	Team	Season	Rating
Peyton Manning	IND	2004	121.1
Tom Brady	NE	2007	117.2
Steve Young	SF	1994	112.8
Joe Montana	SF	1989	112.4
Daunte Culpepper	MIN	2004	110.9

ALL-TIME NFL LEADERS / SINGLE-SEASON PASSING YDS

Player	Team	Season	Yards
Dan Marino	MIA	1984	5,084
Kurt Warner	STL	2001	4,830
Tom Brady	NE	2007	4,806
Dan Fouts	SD	1981	4,802
Dan Marino	MIA	1986	4,746

ALL-TIME NFL LEADERS / SINGLE-SEASON COMPLETIONS

Player	Team	Season	Cmp
Drew Brees	NO	2007	440
Rich Gannon	OAK	2002	418
Warren Moon	HOU	1991	404
Drew Bledsoe	NE	1994	400
Tom Brady	NE	2007	398
Peyton Manning	IND	2002	392

PLAYOFF LEADER

Tom Brady is the second winningest quarterback in NFL playoff history among signal callers who have made at least 10 starts.

ALL-TIME WINNINGEST PLAYOFF QUARTERBACKS

Minimum 10 Starts

Player	Team	W	L	Pct.
Bart Starr	Green Bay	9	1	.900
Tom Brady	New England	12	2	.857
Jim Plunkett	Oak./L.A. Raiders	8	2	.800

TOM BRADY'S RECORD AS A STARTER

	Reg. Season	Playoffs	Total
Overall:	86-24	12-2	98-26
Home:	45-10	6-0	51-10
Road:	41-14	6-2*	47-16*

By Yardage Total

Less than 200:	20-11	3-0	23-11
200-299:	45-11	7-1	52-12
300 or more:	21-2	2-1	23-3

Other Records

On Artificial Turf:	36-1	2-1	38-2
Temp. Below 40	19-2	6-0	25-2
Thanksgiving or later:	34-6	12-2	46-8
Leading at Halftime:	67-2	9-1	76-3
Leading after 3 Qtrs:	70-1	8-1	78-2
Overtime:	6-0	1-0	7-0
Final margin <7 pts:	24-4	6-1	30-5
Final margin <4 pts:	15-4	6-0	21-4
Passer rating >100.0:	45-1	5-0	50-1

*Includes three Super Bowls at neutral sites

RECORDING SUCCESS

Tom Brady has quarterbacked the Patriots to victories in 86 of his 110 career regular-season starts, compiling a .782 winning percentage and giving him the best record of any quarterback in the Super Bowl Era (since 1966). Including his 12-2 record in the playoffs, he is 98-26 (.790) as a starter.

TOP WINNING PERCENTAGES IN SUPER BOWL ERA

(Since 1966, Minimum 50 Starts, Regular Season Only)

Player	Team(s)	Years	W	L	T	Pct.
Tom Brady	NE	2000-07	86	24	0	.782
Roger Staubach	DAL	1969-79	85	29	0	.746
Joe Montana	SF/KC	1979-94	117	47	0	.713

ACTIVE QUARTERBACKS WINNING PERCENTAGE

Minimum 32 Starts (two full seasons), Regular Season Only

Quarterback	Team(s)	W	L	T	Pct.
Tom Brady	NE	86	24	0	.782
Ben Roethlisberger	PIT	39	16	0	.709
Donovan McNabb	PHI	74	37	0	.667
Peyton Manning	IND	106	54	0	.663
Brett Favre	GB	160	93	0	.632
Matt Hasselbeck	SEA	57	39	0	.594
Steve McNair	TEN/BAL	91	62	0	.594

MOST VICTORIES / FIRST 100 STARTS IN SUPER BOWL ERA

Player	Team(s)	1st Start	100th Start	Wins
Tom Brady	NE	9/30/01	10/14/07	76
Roger Staubach	DAL	9/20/70	9/16/79	76
Ken Stabler	OAK/HOU	10/17/71	9/21/80	72
Terry Bradshaw	PIT	9/20/70	11/27/78	68
Brett Favre	GB	9/27/92	10/25/98	68
Joe Montana	SF	12/2/79	9/18/88	68

BRADY SETS RECORD: 12 GAMES WITH 3+ TDs

Tom Brady threw three or more touchdown passes in 12 of 16 games this season, setting the NFL's all-time record for most games with three or more touchdown passes in a single season. Entering this season, Brady had thrown three or more touchdown passes in 19 of 94 regular-season starts. Brady broke Dan Marino's 1984 mark of 10 games with three or more touchdown passes with a four-touchdown performance against Pittsburgh on Dec. 9.

MOST GAMES WITH 3+ TD PASSES, SINGLE SEASON

Player	Team	Season	Games
Tom Brady	NE	2007	12
Dan Marino	MIA	1984	10
Peyton Manning	IND	2004	9
Kurt Warner	STL	1999	9
Dan Marino	MIA	1986	9
George Blanda	HOU	1961	9



THREE-TIME SUPER BOWL CHAMPIONS





QB TOM BRADY NEWS & NOTES

MOST CONSECUTIVE GAMES WITH 3+ TDs

Tom Brady threw at least three touchdown passes in the first 10 games of the 2007 season, compiling the longest streak of games in NFL history with three or more touchdown passes. Heading into the 2007 season, Brady had thrown for three or more touchdowns 19 times in his career (in 94 starts from 2001-06). He accomplished the feat twice in 2006, four times in 2005, twice in 2004, three times in 2003, five times in 2002 and three times in 2001.

LONGEST STREAKS OF GAMES WITH 3+ TD PASSES

Quarterback	Team	Year(s)	Games
Tom Brady	NE	2007	10
Peyton Manning	IND	2004	8
Dan Marino	MIA	1986-87	7
Bobby Layne	CHI	1951	5
Steve Young	SF	1998	5

SOLID SEASON

In 2007, Tom Brady produced the finest season of his career and one of the best seasons for any quarterback in NFL history. Brady led the NFL with a league-record 50 touchdown passes and also led the league with 4,806 passing yards (third highest in NFL history) and paced the NFL with a 117.2 passer rating (second best in league history). He became the first quarterback in NFL history to throw three or more touchdowns in 10 consecutive games and has set a new NFL record by throwing three or more touchdown passes in 12 games.

2007 NFL PASSER RATING LEADERS

Player	Team	A	C	Yds	TD	I	Rating
Tom Brady	NE	578	398	4806	50	8	117.2
Ben Roethlisberger	PIT	404	264	3154	32	11	104.1
David Garrard	JAX	325	208	2509	18	3	102.2
Peyton Manning	IND	515	337	4040	31	14	98.0

2007 NFL PASSING YARD LEADERS

Player	Team	Att.	Cmp.	Yds
Tom Brady	NE	578	398	4806
Drew Brees	NO	652	440	4423
Tony Romo	DAL	520	335	4211
Brett Favre	GB	535	356	4155

2007 NFL TOUCHDOWN PASS LEADERS

Player	Team	Att.	Cmp.	TD
Tom Brady	NE	578	398	50
Tony Romo	DAL	520	335	36
Ben Roethlisberger	PIT	404	264	32
Peyton Manning	IND	515	337	31

BRADY'S TOP PASSER RATINGS

Rating	Date	Opp.	Att.	Cmp.	Yds	TD	INT
158.3	10/21/07	at MIA	25	21	354	6	0
150.9	9/23/07	vs BUF	29	23	311	4	0
148.3	10/21/01	at IND	20	16	202	3	0
147.6	11/03/02	at BUF	26	22	265	3	0
146.6	9/9/07	at NYJ	28	22	297	3	0
146.1	11/18/07	at BUF	39	31	373	5	0

BRADY'S TOP TD GAMES

TD	Date	Opp.
6	10/21/07	at MIA
5	10/14/07	at DAL
5	11/18/07	at BUF
4	12/09/07	vs PIT
4	9/23/07	vs BUF
4	(Five Other Games)	

BRADY'S TOP YARDAGES

Yds	Date	Opp.
410	9/22/02	vs KC
399	12/09/07	vs PIT
388	10/14/07	at DAL
380	11/25/07	vs PHI
373	11/18/07	at BUF

BRADY'S TOP COMP. PCTS.

Pct	Cmp-Att	Date	Opp.
84.6	22-26	11/03/02	at BUF
84.0	21-25	10/21/07	at MIA
81.5	22-27	10/09/05	at ATL
80.6	25-31	9/17/07	vs SD
80.0	16-20	10/21/01	at IND
79.5	31-39	11/18/07	at BUF
79.3	23-29	9/23/07	vs BUF
78.6	22-28	9/9/07	at NYJ

BRADY'S DAY

Some facts about Tom Brady's performance in Miami on Oct. 21, when he achieved a perfect 158.3 passer rating.

- Brady's six touchdown passes against the Dolphins on Oct. 21 set a franchise record and tied the highest single-game touchdown total by an NFL quarterback since the 1970 AFL-NFL merger. Brady's six-touchdown game marked the 12th time an NFL quarterback had thrown six scores in the post-merger era. The NFL single-game record is seven touchdown passes, last done by Minnesota's Joe Kapp on Sept. 28, 1969.
- Brady's perfect 158.3 passer rating against the Dolphins on Oct. 21 marked just the 17th time an NFL quarterback has achieved the feat since the 1970 AFL-NFL merger. His perfect rating was the first in Patriots history.

BRADY SETS FRANCHISE CAREER TOUCHDOWN PASS MARK

Tom Brady has passed Steve Grogan to become the Patriots' career touchdown pass leader. With a 6-yard touchdown pass to Randy Moss in the second quarter at Buffalo on Nov. 18 – Brady's third touchdown of the night and the 183rd of his career – Brady passed Grogan's old career record of 182 touchdown passes. Brady recorded his 183rd career touchdown in his 106th career game (104 starts). Grogan totaled his 182 scoring passes in 149 career games (131 starts).

MOST CAREER TD PASSES / PATRIOTS HISTORY

Player	Years	GP	GS	TD
Tom Brady	2000-2007	112	110	197
Steve Grogan	1975-1990	149	131	182
Drew Bledsoe	1993-2001	124	123	166
Vito "Babe" Parilli	1961-1967	94	85	132
Jim Plunkett	1971-1975	61	61	62

WINNINGEST COACH/QB TANDEM

Bill Belichick and Tom Brady are 86-24 (.782) as a head coach-starting quarterback tandem, marking the best winning percentage of any coach-quarterback tandem since the 1970 AFL-NFL Merger. In the playoffs, the tandem is 12-2 (.857), for an overall record of 98-26 (.790).

WINNINGEST COACH/QB TANDEM SINCE 1970

(Regular Season Only)

Quarterback/Head Coach	Team	W	L	T	Pct.
Tom Brady/Bill Belichick	NE	86	24	0	.782
Peyton Manning/Tony Dungy	IND	73	23	0	.760
Ken Stabler/John Madden	OAK	60	19	1	.756
Jim McMahon/Mike Ditka	CHI	46	15	0	.754

IRON MAN

Tom Brady has started 124 consecutive games at quarterback for the Patriots, including 110 regular-season games and 14 playoff games, recording the NFL's third longest current streak and the third longest streak by a quarterback in NFL history.

ACTIVE QUARTERBACKS' CONSEC. STARTS STREAKS

Player	Team	Total	Reg.	Post.	Strk Began
Brett Favre	GB	272	252	20	09/27/92
Peyton Manning	IND	171	159	12	09/06/98
Tom Brady	NE	124	110	14	9/30/01
Eli Manning	NYG	56	54	2	11/21/04

ALL-TIME QUARTERBACKS' CONSEC. STARTS STREAKS

Player	Team	Total	Reg.	Post.	Seasons
Brett Favre	GB	272	252	20	1992-Pres.
Peyton Manning	IND	171	159	12	1998-Pres.
Tom Brady	NE	124	110	14	2001-Pres.
Ron Jaworski	PHI	123	116	7	1977-84

CONSEC. QB STARTS STREAKS / PATRIOTS HISTORY

Player	Total	Reg.	Post.	Strk Began	Strk Ended*
Tom Brady	124	110	14	9/30/01	Current
Steve Grogan	78	76	2	11/23/75	11/16/80
Drew Bledsoe	64	58	6	10/08/95	12/13/98

*-End date listed is the date of the player's last start in the streak



THREE-TIME SUPER BOWL CHAMPIONS





QB TOM BRADY NEWS & NOTES

BRADY EXCELS ON ARTIFICIAL TURF

Tom Brady has compiled a career record of 38-2 as a starter in games played on artificial surfaces, including regular season and playoff games. He is 36-1 on turf in the regular season.

Tom Brady on Artificial Surfaces (38-2, .950) (Incl. Playoffs)

GP/GS	W-L*	A	C	Yd	%	TD	I	Rating
41/40	38-2	1342	891	10352	.664	89	28	103.0

*-W/L record only includes games started

Tom Brady on Natural Grass^ (60-24, .714) (Incl. Playoffs)

GP/GS	W-L*	A	C	Yd	%	TD	I	Rating
85/84	60-24	2786	1698	19235	.609	128	67	86.9

*-W/L record only includes games started

^-Includes games played on DD Grassmaster hybrid surfaces in Denver, Philadelphia and Pittsburgh

BRADY'S COMEBACKS

Tom Brady has engineered 28 career game-winning performances to lead his team to a victory from a fourth-quarter deficit or tie. He has accomplished the feat 22 times in the regular season and six times in the playoffs (including three times in the Super Bowl). He has done it four times in 2007

TOM BRADY'S GAME-WINNING PERFORMANCES (28)

		Time Remaining			Passing Statistics^				
Date	Opp.	Score	in Reg.	Att	Cmp	Yds	TD	Int	Final
12/29/07	at NYG	23-28	15:00	12	8	130	1	0	38-35
12/03/07	at BAL	17-24	14:25	17	7	113	1	0	27-24
11/25/07	PHI	24-28	15:00	16	11	109	0	0	31-28
11/04/07	at IND	10-20	9:42	10	8	144	2	0	24-20
01/14/07	at SD*	13-21	8:35	14	9	122	1	1	24-21
12/03/06	DET	13-21	13:07	15	14	101	0	0	28-21
11/26/06	CHI	10-10	14:46	7	6	98	1	0	17-13
11/13/05	at MIA	15-16	2:53	2	2	76	1	0	23-16
10/30/05	BUF	7-16	10:07	4	4	69	0	0	21-16
10/09/05	at ATL	28-28	3:52	2	2	17	0	0	31-28
09/25/05	at PIT	10-13	14:19	12	12	167	0	0	23-20
02/06/05	PHI**	14-14	15:00	4	2	33	0	0	24-21
10/03/04	at BUF	17-17	15:00	4	2	8	1	0	31-17
02/01/04	CAR**	29-29	1:08	5	4	47	0	0	32-29
01/10/04	TEN*	14-14	15:00	11	6	27	0	0	17-14
11/30/03	at IND	31-31	10:21	6	3	31	1	0	38-34
11/23/03	at HST	13-20	3:11	14	10	133	1	0	23-20 ot
11/03/03	at DEN	23-26	2:51	4	5	58	1	0	30-26
10/19/03	at MIA	13-13	15:00	10	7	147	1	0	19-13 ot
10/05/03	TEN	24-27	4:40	1	1	15	0	0	38-30
12/29/02	MIA	13-24	4:59	13	8	69	1	0	27-24 ot
11/10/02	at CHI	19-30	5:16	14	9	116	2	0	33-30
09/22/02	KC	38-38	0:00	5	4	46	0	0	41-38 ot
02/03/02	STL**	17-17	1:21	8	5	53	0	0	20-17
01/19/02	OAK*	3-13	15:00	27	20	138	0	0	16-13 ot
12/16/01	at BUF	6-9	5:57	13	9	116	0	0	12-9 ot
12/02/01	at NYJ	14-16	15:00	7	6	56	0	0	17-16
10/14/01	SD	16-26	8:48	18	13	130	1	0	29-26 ot

^--Statistics are from the time noted until the end of the game * Divisional Playoffs ** Super Bowl

PLAYOFF PERFORMER

Tom Brady has thrown just nine interceptions in his 14-game playoff career, recording an interception percentage of 1.85 that ranks as the second best in NFL history.

NFL PLAYOFF HISTORY / LOWEST INTERCEPTION PCT.

Player	Career	Team	INT%	Gms	INT	Att
Bart Starr	1956-71	GB	1.41	10	3	213
Tom Brady	2000-Pres.	NE	1.85	14	9	486
Phil Simms	1979-93	NYG	2.15	10	6	279

BRADY SHARP IN CLOSE CALLS

Tom Brady has compiled a 30-5 record as a starter in games where the final margin was less than a touchdown, including a 6-1 postseason record in such games. He was 4-0 as a starter in games decided by six points or fewer in the 2007 regular season.

TOM BRADY'S RECORD AS A STARTER IN CLOSE GAMES

30-5 in games decided by six points or less

Date	Opp.	Score	Result	Margin
12/29/07	at NYG	38-35	W	+3
12/03/07	at BAL	27-24	W	+3
11/25/07	PHI	31-28	W	+3
11/04/07	at IND	24-20	W	+4
01/21/07	at IND*	34-38	L	-4
01/14/07	at SD*	24-21	W	+3
12/24/06	at JAX	24-21	W	+3
11/26/06	CHI	17-13	W	+4
11/12/06	NYJ	14-17	L	-3
09/10/06	BUF	19-17	W	+2
01/01/06	MIA**	26-28	L	-2
10/30/05	BUF	21-16	W	+5
10/09/05	at ATL	31-28	W	+3
09/25/05	at PIT	23-20	W	+3
02/06/05	PHI^	24-21	W	+3
12/20/04	at MIA	28-29	L	-1
10/24/04	NYJ	13-7	W	+6
09/09/04	IND	27-24	W	+3
02/01/04	CAR^	32-29	W	+3
01/10/04	TEN*	17-14	W	+3
12/20/03	at NYJ	21-16	W	+5
11/30/03	at IND	38-34	W	+4
11/23/03	at HST	23-20 ot	W	+3
11/03/03	at DEN	30-26	W	+4
10/26/03	CLE	9-3	W	+6
10/19/03	at MIA	19-13 ot	W	+6
09/28/03	at WAS	17-20	L	-3
12/29/02	MIA	27-24 ot	W	+3
11/10/02	at CHI	33-30	W	+3
09/22/02	KC	41-38 ot	W	+3
02/03/02	STL^	20-17	W	+3
01/19/02	OAK*	16-13 ot	W	+3
12/16/01	at BUF	12-9	W	+3
12/02/01	at NYJ	17-16	W	+1
10/14/01	SD	29-26 ot	W	+3

^--Super Bowl

*-Playoffs

**--Played in only the first quarter

BRADY'S CAREER NUMBERS PLACE HIM IN ELITE COMPANY

Tom Brady won 76 of his first 100 regular-season starts, achieving a success rate that ties him with Roger Staubach for the most victories in a quarterback's first 100 starts during the Super Bowl Era (since 1966). Below is a comparison of Brady's statistics in his first 100 starts with the statistics of the 14 other Super Bowl Era quarterbacks who won 60 or more of their first 100 starts. The statistics listed below are each quarterback's career statistics at the conclusion of his 100th start.

NFL QUARTERBACKS TO WIN AT LEAST 60 OF FIRST 100 STARTS IN SUPER BOWL ERA (Since 1966)

Sorted by winning percentage; Includes career statistics through the player's 100th career start

Player	Team(s)	W	L	T	Pct	Att	Cmp	Yds	Pct	TD	INT	Rating	First Start	100th Start
Tom Brady	NE	76	24	0	.760	3,268	2,044	23,335	62.5	168	80	90.9	9/30/01	10/14/07
Roger Staubach	DAL	76	24	0	.760	2,437	1,393	18,669	57.2	127	87	84.1	9/20/70	9/16/79
Ken Stabler	OAK/HOU	72	27	1	.725	2,478	1,505	19,127	60.7	148	142	80.9	10/17/71	9/21/80
Terry Bradshaw	PIT	68	32	0	.680	2,172	1,118	14,751	51.5	112	120	67.4	9/20/70	11/27/78
Brett Favre	ATL/GB	68	32	0	.680	3,439	2,116	24,368	61.5	196	104	89.3	9/27/92	10/25/98
Joe Montana	SF	68	32	0	.680	3,224	2,050	24,292	63.6	170	89	92.5	12/02/79	9/18/88
John Elway	DEN	65	34	1	.655	3,123	1,692	21,601	54.2	120	115	73.5	9/04/83	9/17/90
Donovan McNabb	PHI	65	35	0	.650	3,338	1,941	22,504	58.1	153	73	84.8	11/14/99	9/17/07
Jim Kelly	BUF	63	37	0	.630	2,987	1,806	22,849	60.5	161	106	87.5	9/07/86	12/12/92
Randall Cunningham	PHI	62	37	1	.625	3,132	1,748	21,638	55.8	145	97	79.9	9/15/85	11/20/94
Dan Marino	MIA	62	38	0	.620	3,586	2,135	27,424	59.5	215	124	89.1	9/19/83	12/17/89
Steve McNair	HOU/TEN	62	38	0	.620	2,936	1,734	20,602	59.1	116	78	82.6	12/17/95	10/05/03
Steve Young	TB/SF	62	38	0	.620	2,416	1,606	20,109	66.5	148	58	102.6	11/24/85	9/08/96
Troy Aikman	DAL	61	39	0	.610	2,777	1,744	20,027	62.8	101	86	83.7	9/10/89	9/08/96
Joe Theismann	WAS	61	39	0	.610	2,933	1,654	20,721	56.4	130	113	77.2	10/10/76	9/16/84



THREE-TIME SUPER BOWL CHAMPIONS





WR RANDY MOSS NEWS & NOTES

SOLID SEASON FOR MOSS

RANDY MOSS finished the 2007 regular season with an NFL-record 23 receiving touchdowns, topping Jerry Rice's previous NFL mark of 22 scoring catches in 1987. Moss passed Stanley Morgan's previous Patriots record of 12 touchdown receptions (1979) on Nov. 18 at Buffalo. In that game, Moss caught four touchdown passes, setting a single-game Patriots record. Moss's 23 overall touchdowns have passed Curtis Martin's 17 touchdowns in 1996 for the most in Patriots history.



NFL SINGLE-SEASON RECEIVING TOUCHDOWN LEADERS

Player	Team	Year	Gm	TD
Randy Moss	NE	2007	16	23
Jerry Rice	SF	1987	12	22
Sterling Sharpe	GB	1994	16	18
Mark Clayton	MIA	1984	15	18
Randy Moss	MIN	2003	16	17
Randy Moss	MIN	1998	16	17*

(Six others tied with 17 touchdown receptions) *NFL Rookie Record

PATRIOTS SINGLE-SEASON RECEIVING TD LEADERS

Player	Year	Games	Rec.	TD
Randy Moss	2007	16	23	23
Stanley Morgan	1979	16	12	12
Stanley Morgan	1986	16	10	10
Jim Colclough	1962	14	10	10

PATRIOTS SINGLE-SEASON OVERALL TD LEADERS

Player	Year	TDs	Rush	Rec.	Ret.
Randy Moss	2007	23	0	23	0
Curtis Martin	1996	17	14	3	0
Curtis Martin	1995	15	14	1	0

PATRIOTS SINGLE-GAME RECEIVING TD LEADERS

Player	Date	Opponent	Rec	Yds	TD
Randy Moss	11/18/07	at Buffalo	10	128	4
Ben Coates	11/26/95	at Buffalo	6	60	3
Stanley Morgan	09/21/86	Seattle	7	161	3
Derrick Ramsey	11/18/84	at Indianapolis	8	104	3
Harold Jackson	09/09/79	N.Y. Jets	3	121	3
Jim Whalen	10/15/67	Miami	6	134	3
Gino Cappelletti	11/15/64	at Buffalo	4	90	3
Billy Lott	10/22/61	Buffalo	6	107	3

MOSS PILES UP YARDS

Randy Moss's 1,493 receiving yards this season set a Patriots single-season franchise record. Along with Wes Welker's 1,175 receiving yards, the Patriots have two 1,000-yard receivers for just the second time in team history (1979). Moss's 98 receptions in 2007 rank third on the Patriots' single-season list.

PATRIOTS SINGLE-SEASON RECEIVING YARD LEADERS

Player	Season	Yds	Rec.	TD
Randy Moss	2007	1493	98	23
Stanley Morgan	1986	1491	84	10
Troy Brown	2001	1199	101	5
Wes Welker	2007	1175	112	8
Ben Coates	1994	1174	96	7
Terry Glenn	1999	1147	69	4
Terry Glenn	1996	1132	90	6
Stanley Morgan	1981	1029	44	6
Irving Fryar	1991	1014	68	3

MOSS TIES RECORD WITH FOUR FIRST-HALF TDs

Randy Moss's four touchdown receptions in the first half against Buffalo on Nov. 18 tied an NFL record for the most touchdown catches before halftime. The last NFL player to achieve the feat was Roy Green of the St. Louis Cardinals, who did it against Seattle on Nov. 13, 1983. The other players to achieve the feat were Miami's Paul Warfield (12/15/73), Harold Jackson of the L.A. Rams (10/14/73) and Green Bay's Don Hutson (10/7/45).

MOSS AMONG ALL-TIME LEADERS

Randy Moss is among the NFL's all-time leaders in two major receiving categories – career touchdown receptions and receiving yards per game. In his 10 seasons, Moss has caught 124 touchdown passes and is one of just five receivers in NFL history to break the 120-touchdown mark. Additionally, Moss has averaged 79.0 receiving yards per game during his career, a mark that ranks third all-time.

NFL ALL-TIME LEADERS / RECEIVING TOUCHDOWNS

Player	Years	Team(s)	TDs
Jerry Rice	1985-2004	SF/OAK/SEA	197
Cris Carter	1987-2002	PHI/MIN/MIA	130
Terrell Owens	1996-2007	SF/PHI/DAL	129
Randy Moss	1998-2007	MIN/OAK/NE	124
Marvin Harrison	1996-2007	IND	123
Tim Brown	1988-2004	LA(A)/OAK/TB	100
Steve Largent	1976-1989	SEA	100

NFL ALL-TIME LEADERS / RECEIVING YARDS PER GAME

(Minimum 100 Games Played)

Player	Years	Team(s)	Gms	Yds	Yd/G
Torry Holt	1999-2007	STL	142	11,864	83.5
Marvin Harrison	1996-2007	IND	175	13,944	79.7
Randy Moss	1998-2007	MIN/OAK/NE	154	12,193	79.2
Chad Johnson	2001-2007	CIN	108	8,365	77.5

NFL ALL-TIME LEADERS / 100-YARD RECEIVING GAMES

Player	Team(s)	Years	Gms
Jerry Rice	SF/OAK/SEA	1985-2004	76
Marvin Harrison	IND	1996-2007	59
Randy Moss	MIN/OAK/NE	1998-2007	55
Don Maynard	NYG/NYJ/STL	1958, 60-73	50

MOSS: ALL-TIME LEADER IN RECEPTIONS PER TD

Over his 10-year NFL career, Randy Moss has averaged one touchdown for every 6.24 receptions, a total that is the best in NFL history among any receiver with at least 500 receptions. Moss has caught 124 touchdowns out of 774 career receptions.

ALL-TIME NFL LEADERS / RECEPTIONS PER TOUCHDOWN

(Minimum 500 career receptions)

Player	Team(s)	Years	Rec	TD	Rec/TD
Randy Moss	MIN/OAK/NE	1998-2007	774	124	6.24
Lance Alworth	SD/DAL	1962-1972	542	85	6.38
Terrell Owens	SF/PHI/DAL	1996-2007	882	129	6.84
Nat Moore	MIA	1974-1986	510	74	6.89
Mark Clayton	MIA/GB	1983-1993	582	84	6.93
Don Maynard	NYG/NYJ/STL	1958, 60-73	633	88	7.19
Harold Carmichael	PHI/DAL	1971-1984	590	79	7.47

MOSS IS AMONG 2007 NFL RECEIVING LEADERS

Randy Moss finished among the 2007 NFL leaders in nearly every receiving category. Moss led the league in receiving touchdowns (23), ranked second in receiving yards (1,493) and tied for eighth in receptions (98). He led the NFL in scoring among non-kickers (138 points). Moss's 1,493 receiving yards were the most by any player in franchise history.

2007 NFL TOUCHDOWN RECEPTION LEADERS

Player	Team	Rec.	Yds	Avg.	TD
Randy Moss	NE	98	1493	15.2	23
Braylon Edwards	CLV	80	1289	16.1	16
Terrell Owens	DAL	81	1355	16.7	15

2007 NFL RECEIVING YARDAGE LEADERS

Player	Team	Yds	Rec.	Avg.	TD
Reggie Wayne	IND	1510	104	14.5	10
Randy Moss	NE	1493	98	15.2	23
Chad Johnson	CIN	1440	93	15.5	8

2007 NFL SCORING LEADERS, NON-KICKERS

Player	Team	TD	Rush	Rec	Ret	2-pt	Pts
Randy Moss	NE	23	0	23	0	0	138
LaDainian Tomlinson	SD	18	15	3	0	0	108
Braylon Edwards	CLV	16	0	16	0	0	96



THREE-TIME SUPER BOWL CHAMPIONS





OFFENSE NEWS & NOTES

WES WELKER SETS PATRIOTS RECEPTION MARK

WES WELKER tied for the NFL lead with a franchise-record 112 receptions in 2007. His 112 catches topped the old team mark of 101 receptions by Troy Brown in 2001 and are tied for the 11th highest single-season total in NFL history. Welker also finished the season with 1,175 receiving yards, a total that stands as the fourth highest single-season total in franchise history. On Nov. 25 against Philadelphia, Welker set career highs with 13 receptions and 149 receiving yards. His 13 catches in that game tie the second highest single-game total in franchise history and tie the highest single-game total in team annals for a non-overtime game. Entering this season, Welker's previous single-season career high was 67 receptions, achieved in 2006 with the Miami Dolphins. The Patriots acquired Welker in a trade with the Dolphins on March 5, 2007 in exchange for second- and seventh-round selections in the 2007 NFL Draft.



2007 NFL RECEPTION LEADERS

Player	Team	Rec.	Yds	Avg.	TD
Wes Welker	NE	112	1175	10.5	8
T.J. Houshmandzadeh	CIN	112	1143	10.2	12
Reggie Wayne	IND	104	1510	14.5	10
Derrick Mason	BAL	103	1087	10.6	5
Brandon Marshall	DEN	102	1325	13.0	7
Larry Fitzgerald	ARZ	100	1409	14.1	10
Tony Gonzalez	KC	99	1172	11.8	5
Randy Moss	NE	98	1493	15.2	23
Marques Colston	NO	98	1202	12.3	11

PATRIOTS SINGLE-SEASON RECEPTION LEADERS

Player	Season	Rec.	Yds	TD
Wes Welker	2007	112	1175	8
Troy Brown	2001	101	1199	5
Randy Moss	2007	98	1493	23
Troy Brown	2002	97	890	3
Ben Coates	1994	96	1174	7
Terry Glenn	1996	90	1132	6
Ben Coates	1995	84	915	6
Stanley Morgan	1986	84	1491	10

PATRIOTS SINGLE-GAME RECEPTION LEADERS

Player	Date	Opp.	Rec	Yds
Troy Brown	09/22/02	KC	16	176
Wes Welker	11/25/07	PHI	13	149
Deion Branch	09/29/02	at SD	13	128
Terry Glenn	10/03/99	at CLV	13	214
Troy Brown	12/04/00	KC	12	119
Ben Coates	11/27/94	at IND	12	119

WELKER HAS HIGHEST RECEPTION TOTAL IN NFL HISTORY FOR PLAYER WITH NEW TEAM

Wes Welker's 112 receptions this season were the most in NFL history by a player with a new team. Welker joined the Patriots in a trade with the Miami Dolphins on March 5 in exchange for second- and seventh-round selections in the 2007 NFL Draft. Welker's 112 catches topped the old record of 111 catches, which was achieved by wide receiver Terance Mathis in 1994 – his first season with the Atlanta Falcons after signing as a free agent from the New York Jets.

MOST RECEPTIONS IN FIRST SEASON WITH NEW TEAM

Player	Team	Season	Rec.	How Acq.
Wes Welker	NE	2007	112	TR(MIA)-07
Terance Mathis	ATL	1994	111	UFA(NYJ)-94
Eric Metcalf	ATL	1995	104	TR(CLE)-95
Anquan Boldin	ARZ	2003	101	Rookie in 2003

MARONEY HITS CAREER HIGH MARK

LAURENCE MARONEY totaled a career-high 156 yards on 14 carries against Miami on Dec. 23. His average of 11.1 yards per carry in the game was the third highest single-game yards per carry figure in Patriots history and the highest since 1974, when Sam Cunningham averaged 11.4 yards per carry in a game at Buffalo. Maroney's 156 rushing yards against Miami tie the second highest single-game rushing yardage total by a Patriot this decade, trailing only Corey Dillon's 158 rushing yards at Arizona on Sept. 19, 2004.

PATRIOTS ALL-TIME SINGLE-GAME RUSH AVG. LEADERS

(Min. 10 Rushes)

Date	Opp.	Player	Avg.	Att	Yds
10/22/61	BUF	Larry Garron	11.6	10	116
10/20/74	at BUF	Sam Cunningham	11.4	11	125
12/23/07	MIA	Laurence Maroney	11.1	14	156
10/26/62	OAK	Larry Garron	10.8	13	140
11/18/79	BAL	Horace Ivory	9.7	12	116

PATRIOTS SINGLE GAME RUSH LEADERS, 2000-07

Date	Opponent	Player	Yds	Att
09/19/04	at Arizona	Corey Dillon	158	32
12/23/07	Miami	Laurence Maroney	156	14
12/22/01	Miami	Antowain Smith	156	26
11/14/04	Buffalo	Corey Dillon	151	26
10/01/06	at Cincinnati	Laurence Maroney	125	15
11/28/04	Baltimore	Corey Dillon	123	30

PATRIOTS POST FIVE 100-YARD RUSH GAMES

New England had five individual 100-yard rushing performances in 2007, a total that nearly doubled their total of three over the last two seasons prior to this one (2005-06). Laurence Maroney totaled three 100-yard games in 2007, marking the second highest total by a Patriots player over the last six seasons (2002-07). The only player with more 100-yard rushing games in a season for New England over that span was Corey Dillon, who tied the franchise record with nine 100-yard games in 2004.

PATRIOTS 100-YARD RUSHING GAMES IN 2007 (5)

Date	Opponent	Player	Yds	Att
12/23/07	Miami	Laurence Maroney	156	14
10/01/07	at Cincinnati	Sammy Morris	117	21
12/16/07	N.Y. Jets	Laurence Maroney	104	26
09/23/07	Buffalo	Laurence Maroney	103	19
10/07/07	Cleveland	Sammy Morris	102	21

PATRIOTS 100-YARD RUSHING GAMES, 2005-06 (3)

Date	Opponent	Player	Yds	Att
10/01/06	at Cincinnati	Laurence Maroney	125	15
10/09/05	at Atlanta	Corey Dillon	106	23
12/11/05	at Buffalo	Corey Dillon	102	22

BRADY AND MOSS SET RECORD FOR MOST TDs

Tom Brady and Randy Moss combined for 23 touchdowns in 2007, setting an all-time NFL record for most touchdowns between one passer and one receiver in NFL history. Moss and Brady surpassed the old record of 18, achieved by Dan Marino and Mark Clayton in 1984 and again by Brett Favre and Sterling Sharpe in 1994. When Jerry Rice caught 22 touchdown receptions in 1987 (a total that ranks second in league history to Moss's 23 in 2007), he caught 13 touchdowns from quarterback Joe Montana, eight touchdowns from quarterback Steve Young and one touchdown from running back Harry Sydney.

MOST TDs BETWEEN PASSER/RECEIVER IN A SEASON

Year	Team	Passer	Receiver	TDs
2007	NE	Tom Brady	Randy Moss	23
1984	MIA	Dan Marino	Mark Clayton	18
1994	GB	Brett Favre	Sterling Sharpe	18
1995	MIN	Warren Moon	Cris Carter	17



THREE-TIME SUPER BOWL CHAMPIONS





OFFENSE NEWS & NOTES

RUSHING SUCCESS

The Patriots had a 100-yard rushing performance in three straight games from Sept. 23 to Oct. 7, 2007, marking the first time since 1995 that they have had a player achieve the feat in three consecutive contests. The last time New England had a 100-yard rusher in three straight games was from Nov. 26 to Dec. 16, 1995, when Curtis Martin achieved the feat three straight times.

WATSON: RED ZONE THREAT

Tight end BENJAMIN WATSON finished third on the team with a career-high six touchdown receptions in 2007. He scored touchdowns in four of the Patriots' first five games and caught a scoring pass in six of nine regular season games from Nov. 19, 2006 to Oct. 7, 2007. On Oct. 7 against Cleveland, Watson led the Patriots with a career-high 107 yards on six receptions, totaling the first 100-yard game of his career. Additionally, he caught a pair of touchdown passes in the game, marking his second career two-touchdown day.




STALLWORTH HAULS IN 69-YARD TD PASS

DONTE' STALLWORTH caught a 69-yard touchdown pass from Tom Brady against Dallas on Oct. 14, the longest completion of the season for the Patriots. The last time New England had a touchdown catch that long was on Oct. 19, 2003, when Troy Brown hauled in an 82-yard touchdown from Brady in overtime at Miami. Stallworth's 69-yard play was the longest play from scrimmage for the Patriots this season. Stallworth's catch was the biggest play in his first 100-yard game in a Patriots uniform as he totaled 136 yards on seven catches (19.4 avg.) against the Cowboys. The yardage total is the second highest of Stallworth's six-year career, trailing only his career-high 139 receiving yards (on six catches), for Philadelphia on Nov. 12, 2006 against Washington. Stallworth finished third on the team with 697 receiving yards in 2007.

FAULK: FRANCHISE RB RECEPTIONS LEADER

Offensive co-captain KEVIN FAULK is the Patriots' all-time leader in receptions by a running back, totaling 323 career receptions. His receiving total ranks sixth on the Patriots' overall receptions list. Faulk passed Gino Cappelletti (292) to move into sixth on the Patriots' all-time receptions list on Oct. 28. Faulk's 47 receptions in 2007 ranked third on the team and were his highest season reception total since catching 48 passes in 2003.



RECEPTIONS BY PATRIOTS RUNNING BACKS

Player	Years	Rec.
Kevin Faulk	1999-2007	323
Tony Collins	1981-1987	261
Sam Cunningham	1973-79, 1981-82	210
Larry Garron	1960-68	185
Andy Johnson	1974-76, 1978-81	161

PATRIOTS ALL-TIME CAREER RECEPTIONS LIST

Rk	Player	Pos.	Years	Rec.
1	Troy Brown	WR	1993-2006	557
2	Stanley Morgan	WR	1977-1989	534
3	Ben Coates	TE	1991-1999	490
4	Irving Fryar	WR	1984-1992	363
5	Terry Glenn	WR	1996-2001	329
6	Kevin Faulk	RB	1999-2007	323
7	Gino Cappelletti	WR	1960-1970	292
8	Jim Colclough	WR	1960-1968	283
9	Tony Collins	RB	1981-1987	261
10	Vincent Brisby	WR	1993-1999	217

PATRIOTS TIE RECORD: 21 PLAYERS SCORE TDs

The Patriots had 21 different players score at least one touchdown this season, tying the NFL record also achieved by the 2000 Denver Broncos and the 1987 Los Angeles Rams (who did so in the 1987 strike season that included replacement players). New England's 75 touchdowns in 2007 were an NFL record.

PLAYERS TO SCORE TOUCHDOWNS FOR PATRIOTS (21)

Player	TD	Player	TD
WR Randy Moss	23	Ellis Hobbs	2
WR Wes Welker	8	LB Mike Vrabel	2
RB Laurence Maroney	6	DB Willie Andrews	1
TE Benjamin Watson	6	QB Matt Cassel	1
WR Jabar Gaffney	5	LB Roosevelt Colvin	1
RB Heath Evans	3	RB Kevin Faulk	1
RB Sammy Morris	3	CB Randall Gay	1
WR Donte Stallworth	3	CB Asante Samuel	1
TE Kyle Brady	2	LB Adalius Thomas	1
QB Tom Brady	2	S Eugene Wilson	1
FB Kyle Eckel	2		

GAFFNEY CATCHES CAREER-HIGH FIVE TD PASSES

Sixth-year wide receiver JABAR GAFFNEY caught a career-high five touchdown passes in 2007, a total that ranked fourth on the team. Gaffney's five scoring catches beat his previous career high of two scoring grabs, achieved three times with Houston from 2003-05. Gaffney's 449 receiving yards ranked fourth on the team and he tied for fifth on the team with 36 receptions.

TROY BROWN: ALL-TIME LEADING RECEIVER

TROY BROWN is the leading receiver in Patriots history with 557 career receptions for 6,366 yards. Brown passed Stanley Morgan's old record of 534 career receptions on a 5-yard reception against Indianapolis on Nov. 5, 2006.

PATRIOTS ALL-TIME RECEIVING LEADERS (BY CATCHES)

Rk	Player, Pos.	No	Yds	Avg.	Lg	TD
1	Troy Brown, WR	557	6,366	11.4	82t	31
2	Stanley Morgan, WR	534	10,352	19.4	76t	67
3	Ben Coates, TE	490	5,471	11.2	84t	50

PATRIOTS ALL-TIME RECEIVING LEADERS (BY YARDS)

Rk	Name	No	Yds	Avg	Lg	TD
1	Stanley Morgan	534	10,352	19.4	76t	67
2	Troy Brown	557	6,366	11.4	82t	31
3	Irving Fryar	363	5,726	15.8	80t	38

MR. PATRIOT – TROY BROWN

TROY BROWN is in his 15th season as a Patriot and is tied with two other NFL players for the second longest current tenures with the same team. Additionally, Brown joins just two other Patriots as having played in 15 or more seasons with the franchise – QB Steve Grogan (16 seasons from 1975-90) and DL Julius Adams (15 seasons from 1971-77, 79-85, 87).

LONGEST CURRENT TENURES WITH THE SAME TEAM

Years	Player	Pos.	Team
16	Brett Favre	QB	Green Bay
16	Jason Hanson	K	Detroit
15	Troy Brown	WR	New England
15	Jason Elam	K	Denver
15	Michael Strahan	DE	N.Y. Giants

SOLID START FOR MOSS

In his Patriots debut against the New York Jets on Sept. 9, Randy Moss caught nine passes for 183 yards, achieving the third-highest single-game receiving yard total in Patriots history.

TOP RECEIVING YARD PERFORMANCES/TEAM HISTORY

Player	Yds	Rec	Date	Opponent
Terry Glenn	214	13	10/03/99	at Cleveland
Terry Glenn	193	9	12/06/98	at Pittsburgh
Randy Moss	183	9	09/09/07	at N.Y. Jets
Stanley Morgan	182	5	11/08/81	Miami



THREE-TIME SUPER BOWL CHAMPIONS





DEFENSE NEWS & NOTES

VRABEL LEADS TEAM WITH 12.5 SACKS

Defensive co-captain Mike Vrabel had a career-high 12.5 sacks in 2007, a total that is tied for the third highest single-season total in team history. His 12.5 sacks tied for third in the AFC in 2007 and tied for sixth in the NFL. Vrabel's 12.5 sacks are the most by a Patriots player in 20 years, dating back to Andre Tippett's 12.5-sack season in 1987. Vrabel tied his single-game career high with 3.0 sacks on Oct. 28 against Washington, and on each of his sacks caused Redskins signal caller Jason Campbell to fumble, creating three turnovers that resulted in 17 points for New England in its 52-7 win. Vrabel leads the team with four strip-sacks in 2007, with his other strip-sack coming in the fourth quarter against the New York Jets on Sept. 9. Since joining the Patriots prior to the 2001 season, Vrabel has 12 regular-season strip-sacks (four in 2003, one in 2005, three in 2006, four in 2007) and three in the playoffs (one in 2003, 2004, and 2006).



PATRIOTS SINGLE-SEASON SACK LEADERS

Sacks	Player	Pos.	Season
18.5	Andre Tippett	LB	1984
16.5	Andre Tippett	LB	1985
12.5	Andre Tippett	LB	1987
12.5	Mike Vrabel	LB	2007
12.0	Tony McGee	DE	1977
11.5	Tony McGee	DE	1978
11.0	Garin Veris	DE	1986
11.0	Willie McGinest	LB	1995

VRABEL=VERSATILITY

In proving to be one of the NFL's most versatile players, linebacker MIKE VRABEL has made important contributions for the Patriots on offense and defense. He leads the Patriots and ranks third in the NFL with 8.5 sacks, and has also scored two touchdowns for the Patriots this season – on a 1-yard reception against Cincinnati on Monday Night Football on Oct. 1. and on a two-yard catch against Washington on Oct. 28. Vrabel has recorded 10 career receptions, all resulting in touchdowns.

MIKE VRABEL'S CAREER TOUCHDOWNS

Date	Opponent	Scoring Play	Yds
09/29/02	at San Diego	Reception	1
02/01/04	* Carolina	Reception	1
11/07/04	at St. Louis	Reception	2
01/02/05	San Francisco	Reception	1
02/06/05	^ Philadelphia	Reception	2
09/18/05	at Carolina	Interception Return	24
11/20/05	New Orleans	Reception	1
12/26/05	at N.Y. Jets	Reception	1
12/26/05	at N.Y. Jets	Reception	2
10/01/07	at Cincinnati	Reception	1
10/28/07	Washington	Reception	2

*-Super Bowl XXXVIII ^-Super Bowl XXXIX

LINEBACKERS ARE SACK LEADERS

Five Patriots are among the top seven active linebackers in terms of total career sacks. JUNIOR SEAU ranks fourth with 56.5 sacks. ROSEVELT COLVIN is fifth with 52.5 career sacks. MIKE VRABEL is sixth with 51.0 sacks, while ADALIUS THOMAS ranks seventh with 45.0 career sacks.

ACTIVE LINEBACKERS SACKS LEADERS

Player	Team(s)	Seasons	GP	Sacks
Willie McGinest	NE/CLV	14	198	85.0
Greg Ellis	DAL	10	146	69.0
Joey Porter	PIT/MIA	9	138	65.5
Junior Seau	SD/MIA/NE	18	257	56.5
Rosevelt Colvin	CHI/NE	9	117	52.5
Mike Vrabel	PIT/NE	11	160	51.0
Adalius Thomas	BAL/NE	8	112	44.0
Julian Peterson	SF/SEA	8	111	41.0

TOP INTERCEPTOR SINCE 2006

ASANTE SAMUEL tied for fifth in the NFL with six interceptions this season and leads the NFL with 16 picks over the last two seasons. He recorded an interception in three consecutive games from Sept. 23 to Oct. 7 and then had a two-interception game against Philadelphia on Nov. 25. He has recorded 15 interceptions in his last 24 regular-season and playoff games, dating back to a three-pick performance against Chicago on Nov. 26, 2006. Last season, Samuel led the NFL with 10 interceptions and added two more picks in the playoffs. In 2007, Samuel tied for third in the NFL with 17 passes defended, a year after leading the league with 24 passes defended in 2006.



MOST INTERCEPTIONS SINCE 2006 (Reg. Season Only)

Player	Team	Gm	INT
Asante Samuel	NE	31	16
Champ Bailey	DEN	31	13
Charles Woodson	GB	30	12
Ed Reed	BAL	32	12
Walt Harris	SF	30	12

2007 NFL INTERCEPTION LEADERS

Player	Team	INT	Yds	Avg.	TD
Antonio Cromartie	SD	10	144	14.4	1
Oshimoghho Atogwe	STL	8	125	15.6	1
Marcus Trufant	SEA	7	150	21.4	1
Ed Reed	BAL	7	130	18.6	0
Asante Samuel	NE	6	89	14.8	1
Leigh Bodden	CLV	6	75	12.5	0
Anthony Henry	DAL	6	81	13.5	1
Thomas Howard	OAK	6	172	28.7	2

NFL PASSES DEFENSED LEADERS, 2005-07

Player	Team	05 PD	06 PD	07 PD	Total
Asante Samuel	NE	16	24	18	58
Champ Bailey	DEN	23	21	14	58
Sheldon Brown	PHI	27	11	13	52
Ronde Barber	TB	20	16	14	50

CHARTER MEMBER OF 30/30 CLUB

RODNEY HARRISON is the only player in NFL history to record at least 30 sacks and at least 30 interceptions in his career. He has 30.5 career sacks and 33 career interceptions over 14 seasons with the San Diego Chargers (1994-2002) and New England Patriots (2003-07). Harrison established the 30/30 club on Oct. 21, 2007, when a sack against the Miami Dolphins raised his career sack total to 30.5. Harrison is the NFL's all-time leader in sacks by a defensive back, dating back to when sacks became an official NFL statistic in 1982.



NFL ALL-TIME LEADERS: SACKS BY A DEFENSIVE BACK

Player	Pos.	Team(s)	Years	Sacks	INT
Rodney Harrison	S	SD/NE	1994-07	30.5	33
Carnell Lake	S	PIT/JAX/BAL	1989-2001	25.0	16
Ronde Barber	CB	TB	1997-2007	21.0	33
LeRoy Butler	S	GB	1990-2001	20.5	38

PLAYERS WITH 20 CAREER SACKS / 20 CAREER INTs

Player	Pos.	Team(s)	Years	Sacks	INT
Rodney Harrison	S	SD/NE	1994-07	30.5	33
Seth Joyner	LB	PHI/ARZ/GB/DEN	1986-1998	51.5	24
Wilber Marshall	LB	CHI/WAS/HOU/AZ/NYJ	1984-1995	45.0	23
William Thomas	LB	PHI/OAK	1991-2001	37.0	27
Ray Lewis	LB	BAL	1996-2007	30.0	25
Donnie Edwards	LB	KC/SD	1996-2007	23.5	28
LeRoy Butler	S	GB	1990-2001	20.5	38
Ronde Barber	CB	TB	1997-2007	21.0	33



THREE-TIME SUPER BOWL CHAMPIONS





DEFENSE/Sp. TEAMS NEWS & NOTES

HOBBS'S RECORD KICKOFF RETURN

In the season opener against the New York Jets on Sept. 9, ELLIS HOBBS returned the opening kickoff of the second half 108 yards for a touchdown, setting an all-time NFL record for the longest kickoff return in league annals and tying the longest play in NFL history (since eclipsed by a 109-yard missed field goal return by San Diego's Antonio Cromartie). Hobbs's 108-yard kickoff return surpassed the previous NFL record of 106 yards, achieved three times, last by Roy Green of the St. Louis Cardinals in 1979. The kickoff return for a touchdown was the second of Hobbs's career, with his other coming on Dec. 17, 2006 on a 93-yard return against the Houston Texans.



LONGEST KICKOFF RETURNS IN NFL HISTORY


Player	Team	Date	Opp.	Yds
Ellis Hobbs	NE	9/9/07	at NYJ	108
Roy Green	STL	10/21/79	at DAL	106
Noland Smith	KC	12/17/67	at DEN	106
Al Carmichael	GB	10/07/56	vs CHI	106

LONGEST PLAYS IN NFL HISTORY

Player	Team	Date	Opp.	Yds	Play
A. Cromartie	SD	11/4/07	at MIN	109	Missed FG Return
Ellis Hobbs	NE	9/9/07	at NYJ	108	Kickoff Return
Devin Hester	CHI	11/12/06	at NYG	108	Missed FG Return
Nathan Vasher	CHI	11/13/05	vs. SF	108	Missed FG Return

DEFENSIVE SCORER

ADALIUS THOMAS returned an interception 65 yards for a touchdown against the San Diego Chargers on Sept. 16. For Thomas, it was his seventh career interception and his third career interception return for a touchdown. It was his sixth career defensive touchdown – he has also brought three fumbles back to the end zone. In 2005 with the Baltimore Ravens, Thomas set a franchise record with three defensive touchdowns – two via fumble return and one on an interception return. Thomas's interception return against the Chargers was the longest of his career and the third longest by a linebacker in Patriots history.



ADALIUS THOMAS'S CAREER TOUCHDOWNS

Date	Opponent	Scoring Play	Yds
11/10/02	Cincinnati	Interception Return	25
12/04/05	Houston	Interception Return	20
12/19/05	Green Bay	Fumble Return	35
01/01/06	at Cleveland	Fumble Return	9
11/26/06	Pittsburgh	Fumble Return	57
09/16/07	San Diego	Interception Return	65

SEAU SETS CAREER HIGH FOR INTERCEPTIONS

Defensive co-captain JUNIOR SEAU has recorded three interceptions in 2007, setting a new single-season career high for his 18-year career. His previous career best was two interceptions, achieved six times, most recently in 2000. Against Cleveland on Oct. 7, Seau tied his single-game career high with two interceptions, marking the first time since 1996 that he had grabbed two picks in a game. He also recorded an interception on Oct. 14 at Dallas. Seau has also recorded 3.0 sacks in 2007, his highest sack total since 2003. On Dec. 16 against the New York Jets, Seau recorded 2.0 sacks. It was the fifth multiple-sack game of his 18-year career and was his first two-sack game since Oct. 10, 1999, when he had a pair of sacks for San Diego at Detroit.



BRUSCHI LEADING TACKLER

Defensive co-captain TEDY BRUSCHI led the Patriots for the second straight year with 99 tackles (69 solo) this season. Last season, he paced the club with 124 stops, marking the first time in his 12-year career that he led the Patriots in tackles. Since the beginning of the 2003 season, Bruschi has recorded a team-high 560 tackles and totaled 120 or more tackles three times in the four seasons leading into 2007.



GOSTKOWSKI IS SINGLE-SEASON P.A.T. KING

STEPHEN GOSTKOWSKI set an all-time NFL record with 74 PAT kicks this season, going a perfect 74-for-74 on his chances following Patriots touchdowns. New England went for just one two-point conversion all season (in the regular-season finale against the New York Giants on Dec. 29), as it scored a league-record 75 touchdowns in 2007.

ALL-TIME NFL LEADERS / SINGLE-SEASON PAT KICKS

Player	Team	Season	PAT
Stephen Gostkowski	NE	2007	74
Uwe von Schamann	MIA	1984	66
George Blanda	HOU	1961	64
Jeff Wilkins	STL	1999	64
Mark Moseley	WAS	1983	62

GOSTKOWSKI'S SUCCESS STREAK

STEPHEN GOSTKOWSKI finished third in the NFL in scoring with 137 points, trailing only Green Bay kicker Mason Crosby and Patriots teammate Randy Moss. Gostkowski tied for fourth in the league with a career-high 15 touchbacks on kickoffs. He hit 21 of his 24 field goal attempts (87.5 percent) in 2007 and has made 42 of his last 46 attempts (91.3 percent) dating back to Nov. 5, 2006. Since joining the Patriots as a fourth-round draft choice in 2006, Gostkowski has made 41-of-50 regular-season attempts (82.0 percent) and 8-of-8 playoff attempts (100.0 percent for a total of 49-of-58 (84.5 percent). His overall percentage of 84.5 percent is the highest career field goal conversion percentage in Patriots history.

2007 NFL LEADING SCORERS

Player	Team	G	TD	XP	XPA	FG	FGA	Pts
Mason Crosby	GB	16	0	48	48	31	39	141
Randy Moss	NE	16	23	0	0	0	0	138
S. Gostkowski	NE	16	0	74	74	21	24	137
Rob Bironas	TEN	16	0	28	28	35	39	133
Nick Folk	DAL	16	0	53	53	26	31	131
Shayne Graham	CIN	16	0	37	37	31	34	130
Josh Brown	SEA	16	0	43	43	28	34	127
Robbie Gould	CHI	16	0	33	33	31	36	126

BROWN AND FAULK: TOP RETURN MEN

KEVIN FAULK and TROY BROWN are the top two return specialists in Patriots history. Faulk leads the franchise with 4,688 overall return yards, while Brown is close behind with 4,475 overall return yards. Brown is the team's all-time leading punt returner with 2,625 career yards, and Faulk is the club's all-time leading kickoff returner with 3,918 career yards.

PATRIOTS ALL-TIME LEADING RETURNERS

Player	Years	Overall		Punt Returns		Kick Ret.	
		Yards	TD	PR Yds	TD	KR Yds	TD
Kevin Faulk	1999-07	4,688	2	84	770	0	171
Troy Brown	1993-06	4,475	3	252	2,625	3	87
Dave Meggett	1995-97	3,999	1	142	1,438	1	105
Carl Garrett	1969-72	2,738	0	43	487	0	92



THREE-TIME SUPER BOWL CHAMPIONS





NOTABLE QUOTES

WR Randy Moss on playing for the Patriots

"I'm very blessed and fortunate to be in this position to be able to go out and do what I love to do, and that's play football. There's certain things in life that you don't want to pass up, and this was an opportunity that I didn't want to pass up. Becoming a New England Patriot and playing some real heads up championship caliber football not only towards the end of the season, at the beginning, the middle, and the end."

— Postgame Press Conference, Dec. 29, 2007

QB Tom Brady on throwing an NFL-record 50 TD passes

"I'm just proud of the way we played, and more than any individual record, which to me is just not as important as what I've experienced in the last seven years and what I experienced tonight. I love throwing 50 touchdowns because that means we scored 50 times and we scored a bunch of other touchdowns to break other scoring records so that's cool for the offense to share in that. The defense, too, because that plays a lot of credit into the defense for the way they're getting us the football. Those are all great achievements and I'm just excited to be part of them."

— Postgame Press Conference, Dec. 29, 2007

Head Coach Bill Belichick on what it feels like to have gone undefeated in the regular season

"It's a great feeling and now is the time to take a day or two and appreciate what this team has done, but at the same time we have our biggest game of the year coming up and we are going to have to be ready for that."

— Postgame Press Conference, Dec. 29, 2007

Head Coach Bill Belichick on the Patriots' game-by-game preparation

"I think we approach every week as it's own entity. I don't think our record means anything as far as this week goes. I don't think it will mean anything as far as any other week goes. We just try to take each week at face value, for what it is, where our team is, where our opponent is, how we can maximize the opportunity we have to prepare and then play as well as we can competitively on Sunday."

— Press Conference, Oct. 22, 2007

LB Tedy Bruschi on the undefeated regular season

"How does it feel when you've done something that's never been done before? I just know there is a really great sense of accomplishment in this locker room in every single player, from the guys who cover kicks to the guys who threw touchdown passes. It took everybody to accomplish this goal, every single person on this team, every single coach, and we're going to take a couple of days to be proud of this accomplishment."

— *The Boston Globe* (Christopher L. Gasper), Dec. 30, 2007

S Rodney Harrison on the hype surrounding the team

"We don't get caught up in that cat and mouse game. The games aren't won or lost through the media. They're won or lost on Sunday and that's what we focus on."

— Postgame Locker Room, Dec. 9, 2007

QB Tom Brady on Coach Belichick

"I've been playing for him for eight years and he's never wrong. Usually, we come in Monday morning and look at the evaluations and if we do the things that he really talked about, usually we come out ahead. He's a great leader and he's a great coach to play for. We all believe in him and we trust him. He always says that he makes decisions based on the best interest of the team. He truly means that."

— Press Conference, Oct. 31, 2007

QB Tom Brady on his competitive nature

"I try to win every single time I take the field. Every time I try to win in backgammon. I try to win in cards. I try to win driving to the bubble when we practice in the bubble."

— Locker Room Interview, Nov. 14, 2007

WR Randy Moss on playing for the Patriots

"I come to work every day. I love seeing the guys. I love the camaraderie in the locker room. I love going to practice every day. We have fun."

— Postgame Press Conference, Oct. 14, 2007

Hall of Fame Head Coach John Madden on the Patriots offense and QB Tom Brady

"It's the best offense I've ever seen. Tom Brady is playing the position of quarterback, right now, better than I've ever seen anyone play it in my history. Where they go as the best team, I think offensively they are right there. I think the best offensive teams that won were probably the San Francisco 49ers, in my mind, and I think this [offense] -- the way they're playing right now -- is probably better. Again, I put the whole thing together with the offensive line and the receivers and the quarterback and everything."

— NBC Sports Conference Call, Nov. 20, 2007

Hall of Fame QB Joe Montana on Tom Brady

"Right now you look at him and he's in such a zone. He has so much confidence in his own abilities, it's hard to stop. When you reach that point, it's difficult for a defense to get you out of there, especially when you're on a team with as many weapons as the Patriots."

— *Boston Herald* (John Tomase), Oct. 10, 2007

Hall of Fame QB Joe Montana on Randy Moss

"Someone like Randy makes your whole team better and takes you to another level, just like Jerry [Rice] did for us."

— *Boston Herald* (John Tomase), Oct. 10, 2007

Hall of Fame Head Coach Marv Levy on the 2007 Patriots

"They are the best I have seen in a long, long time."

— *Boston Globe* (Reid Laymance), Nov. 19, 2007

Hall of Fame QB Troy Aikman on the 2007 Patriots

"[Bill] Belichick and personnel guru Scott Pioli have assembled a great group of smart, tough, talented players who fit the schemes. They're focused, they're united, they're confident -- and they're playing at a level that I've never seen executed over such a large chunk of the season. Shoot, they've gotten better as the season has progressed."

— SportingNews.com, Nov. 14, 2007

Head Coach Bill Belichick on Randy Moss

"As a head coach, [I've] never had a better receiver than Randy. I've been on teams that have had a lot of other good receivers, but he's very good and he's been good for this football team. He's added a lot. He's brought a lot of leadership as well as play-making ability and a lot of versatility to our football team. I'm glad we have him. I don't know about ranking anything. I don't know about all that, but I'm glad he's on our team. I'm glad he's playing for us."

— Press Conference, Nov. 20, 2007

Head Coach Bill Belichick on Mike Vrabel

"I think Mike's been a good consistent football player for us for several years now and he's done it again this year. He's smart, he's tough, he's in good condition, he's strong, he's well-prepared. It's like having a coach on the field out there. He's a very good communicator, picks up offensive tenancies and is very adept at those types of things, making adjustments and playing good situational football. He's been good at that for awhile; he's been good at it this year."

— Press Conference, Nov. 20, 2007



THREE-TIME SUPER BOWL CHAMPIONS





INSIDE THE NUMBERS

EFFECTIVE RUNNING

46.8

The percentage of the time the Patriots gained four or more yards when rushing the ball. That mark led the AFC and ranked second in the NFL. The Patriots gained four or more yards rushing 211 times in 451 rushes this season.

4.10

The average number of yards per rush the Patriots gained this season, a mark that stands as the highest rushing average by any Patriots team since 1985, when New England's AFC Championship squad averaged 4.13 yards per rush.

17

The number of rushing touchdowns the Patriots scored in 2007, marking the second highest total for the franchise in the last 20 years, trailing only their 20 rushing scores in 2006.

NFL LEADERS

15.6

The percentage of time the Patriots offense went three-and-out in 2007, the lowest total of any NFL team. New England had 26 three-and-out drives on 167 offensive series. Indianapolis ranked second at 15.7 percent (26-166).

41

The number of 10-play drives the Patriots offense put together in 2007, the highest total of any NFL team. Indianapolis, New Orleans and Philadelphia tied for second with 33 10-play drives.

38

The number of Patriots drives that lasted five minutes or longer, the most in the NFL (Pittsburgh, 31).

53.7

The percentage of time the Patriots gained four or more yards on first down this season, a mark that led the league (New Orleans, 52.7).

7.08

The average number of yards to go the Patriots faced on second down, the best such number in the NFL (New Orleans, 7.23).

71.9

The percentage of time the Patriots converted a first down when faced with third-and-three or less. The mark led the NFL (Philadelphia, 69.3).

57

The number of completions of 20 yards or more the Patriots had this season, a mark that led the league (Dallas, 56).

52.7

The percentage of time the Patriots scored a touchdowns or a field goal when they had the ball. New England totaled 88 scores in 167 offensive possessions. Indianapolis ranked second in scoring 44.6 percent of the time (74-166).

90

The number of points the Patriots scored in the last two minutes of either the first half or the second half. The total led the NFL (Arizona, 76).

STARTING STRONG

71

The number of points the Patriots scored on their first offensive possession, a mark that led the NFL (Cincinnati, 59).

10

The number of points that Patriots opponents scored on their first offensive possessions, a mark that tied for second in the NFL. Jacksonville paced the league by allowing just nine points on opponents first possessions.

134-41

The margin by which the Patriots outscored opponents in the first quarter in 2007. The 41 points allowed in the first quarter was the fewest of any quarter by the Patriots this season.

SYMMETRICAL HALVES

137

The total number of points the Patriots defense allowed in the first half of games this season.

137

The total number of points the Patriots defense allowed in the second half of games this season.

STREAKS EXTENDED

148

The number of consecutive regular-season, preseason and playoff games that have been sold out in Foxborough. The streak began with the 1994 season and includes this week's game.

304

The number of consecutive Patriots games that have been televised locally, including this week's game.

THE KRAFT ERA

159

The number of regular-season and playoff victories the Patriots have earned since Robert Kraft purchased the team in 1994. That mark is the highest total in the NFL over that span.

3

The number of Super Bowl championships the Patriots have won since Robert Kraft purchased the team in 1994. That mark is the highest total in the NFL over that span.

4

The number of conference championships the Patriots have won since Robert Kraft purchased the team in 1994. That mark is the highest total in the NFL over that span.

15

The number of playoff victories the Patriots have earned since Robert Kraft purchased the team in 1994. That mark is the highest total in the NFL over that span.

22

The number of playoff games the Patriots have played since Robert Kraft purchased the team in 1994 (including this week's game). That mark is the highest total in the NFL over that span.

10

The number of times the Patriots have qualified for the playoffs since Robert Kraft purchased the team in 1994. That mark is tied for the highest total in the NFL over that span.

THE BELICHICK ERA

13

The number of playoff wins in Bill Belichick's coaching career, tying him for the fifth-highest career total for any coach in league history.

139

The number of games it took Bill Belichick to win his first 100 games as Patriots head coach. He reached 100 wins with the team at the fourth-fastest pace in NFL history, trailing only Don Shula, John Madden and George Seifert.

.813

Bill Belichick's career playoff winning percentage (13-3), second in NFL history to Vince Lombardi (9-1, .900).

9

The number of head coaches in NFL history – including Bill Belichick – who have won three or more league championships since the NFL playoffs were established in 1933. The eight other coaches besides Belichick are all enshrined in the Pro Football Hall of Fame.



THREE-TIME SUPER BOWL CHAMPIONS





PATRIOTS TV RATINGS

PATRIOTS GAMES MAKE NATIONAL AND LOCAL TV RATINGS HISTORY

Patriots games are the four most-watched programs of 2007-08 television season

Patriots games are four highest-rated games of 2007 NFL season

Patriots-Giants game on Dec. 29 is highest-rated regular-season game in Boston market and attracts more national viewers than any NFL game since 1995

While the New England Patriots continue to set records on the field, they are also attracting television viewers at a historic rate.

The New England Patriots' 27-24 victory over the Baltimore Ravens on ESPN on Monday, Dec. 3 was seen by 17,522,000 viewers according to Nielsen Media Research, making it **the most-watched program in cable television history**. The number of viewers for the game surpassed the 17,241,000 viewers who watched High School Musical 2 on the Disney Channel on Aug. 17, 2007. That program held the previous record for the largest cable television audience.

Patriots games are also **the four most-watched TV programs of any kind** since the 2007-08 television season began on Sept. 24. The Patriots-Giants game on Dec. 29 was seen by 34.5 million people nationwide, making it the most-watched TV program of the 2007-08 television season (and the most-watched NFL game since 35.7 million people watched the Dallas-Kansas City game on Thanksgiving, 1995). New England's 24-20 win over the Indianapolis Colts on Nov. 4 was seen by 33.8 million people on CBS, the Patriots-Steelers game on Dec. 9 was seen by 30.3 million people on CBS and the Patriots' 48-27 victory over the Dallas Cowboys on Oct. 14 was seen by 29.1 million people on CBS. The next largest audience for a TV show this television season was for the season premiere of CSI, which attracted 25.4 million people on CBS on Sept. 27.

At any given point during the Patriots-Colts game on Nov. 4, 33.8 million viewers were watching, making it **the largest national audience for a Sunday afternoon regular-season NFL game** since CBS began keeping records in 1987. In all, 66.4 million people watched at least six minutes of the Patriots-Colts game.

The Patriots-Cowboys game also earned a historically high rating, although its records were eclipsed by the Patriots-Colts game the next month. The 18.5 rating earned by the Patriots-Cowboys game was at the time the highest-rated regular-season NFL game on CBS since the network resumed televising NFL games in 1998.

Additionally, the Patriots-Steelers game on Dec. 9 earned an 18.0 rating. The Patriots' games against the New York Giants, Indianapolis, Pittsburgh and Dallas are the four highest-rated NFL games this season on any network.

The Patriots-Ravens game on Dec. 3 earned an 11.1 rating, making it the **highest-rated Monday Night Football game on ESPN** and the highest-rated NFL game on ESPN in 12 years. The Patriots-Ravens game broke the previous ESPN Monday night record (10.6 rating) achieved by the Dallas Cowboys-New York Giants game on Oct. 23, 2006. The 11.1 rating for the Patriots-Ravens game was the highest-rated NFL game on ESPN since Dec. 3, 1995, when a Buffalo-San Francisco game garnered a 12.8 rating.

The Patriots-Giants game on Dec. 29 earned a 49.9 rating (75 share) in the Boston market, making it the **highest-rated regular-season Patriots game in history in the Boston market**. The rating represents a combined figure from an unprecedented four-way telecast in which the game was seen in Boston on NFL Network, WBZ-TV Channel 4 (CBS), WCVB-TV Channel 5 (ABC) and WHDH-TV Channel 7 (NBC). The game's 75 share meant that at any given point during the game, 75 percent of the TVs in the Boston market that were on were tuned in to the Patriots game.

The Patriots-Jets Game on Dec. 16 earned a 40.4 rating (62 share) in the Boston market, making it **the highest-rated 1:00 p.m. regular-season Patriots game in history in the Boston market**. The game was the third highest rated regular-season Patriots game in team history in the Boston market, trailing only the Patriots-Dolphins game on Dec. 7, 2003 (43.8 rating, 61 share) and the Giants game on Dec. 29, 2007.

TOP TELEVISION RATINGS

Historically, the Patriots have been at or near the top of the weekly television ratings for the 2.4 million homes in the Boston TV market. Patriots games averaged more than a 50 share for the sixth straight season, meaning that more than half of all televisions that were on during Patriots games were tuned in to the game. The Patriots had a share of 50 or higher in 13 of their 16 games during the regular season.

PATRIOTS 2007 RATINGS IN BOSTON TV MARKET

Date	Opponent	Net.	Boston TV	Rtg/Shr/Views*
09/10	at N.Y. Jets	CBS	WBZ Ch. 4	23.6 / 51 / 625,000
09/16	San Diego	NBC	WHDH Ch. 7	28.5 / 42 / 677,000
09/23	Buffalo	CBS	WBZ Ch. 4	21.6 / 48 / 516,000
10/01	at Cincinnati	ESPN	WCVB Ch. 5	31.6 / 48 / 756,000
10/07	Cleveland	CBS	WBZ Ch. 4	25.3 / 50 / 606,000
10/14	at Dallas	CBS	WBZ Ch. 4	36.0 / 60 / 862,000
10/21	at Miami	CBS	WBZ Ch. 4	26.2 / 58 / 627,000
10/28	Washington	FOX	WFXT Ch. 25	34.5 / 56 / 827,000
11/04	at Indianapolis	CBS	WBZ Ch. 4	38.2 / 62 / 914,000
11/18	at Buffalo	NBC	WHDH Ch. 7	34.6 / 53 / 828,000
11/25	Philadelphia	NBC	WHDH Ch. 7	39.5 / 55 / 946,000
12/03	at Baltimore	ESPN	WCVB Ch. 5	36.6 / 53 / 876,000
12/09	Pittsburgh	CBS	WBZ Ch. 4	38.2 / 61 / 914,000
12/16	N.Y. Jets	CBS	WBZ Ch. 4	40.4 / 62 / 968,000
12/23	Miami	CBS	WBZ Ch. 4	32.7 / 61 / 782,000
12/29	N.Y. Giants	NFLN	Chs. 4,5,7	49.9 / 75 / 1,193,000

*-Rating/Share/Number of viewers.

Each ratings point represents one percent of the 2.4 million homes in the Boston TV market. ESPN games include Rating and Share as a combined figure from both ESPN and WCVB

PATRIOTS RATINGS HISTORY

Historical ratings in Boston television market

Regular Season	Rating / Share / Viewers
2007 Regular Season Average.....	33.8 / 56 / 807,000
2006 Regular Season Average.....	26.7 / 52 / 634,000
2005 Regular Season Average.....	27.2 / 51 / N/A
2004 Regular Season Average.....	31.2 / 56 / N/A
2003 Regular Season Average.....	26.8 / 51 / N/A
2002 Regular Season Average.....	28.5 / 53 / N/A
2001 Regular Season Average.....	24.7 / 48 / N/A

Playoffs	Rating / Share
2006 Postseason Average	44.1 / 66
2005 Postseason Average	38.3 / 60
2004 Postseason Average	48.9 / 70
2003 Postseason Average	47.0 / 72
2001 Postseason Average	47.4 / 73

PATRIOTS 2007 NATIONAL TELEVISION RATINGS

National rating comparison with major sporting events

Event	Net	Rating	Viewers
Patriots-Giants (12/29/07)	NFLN/CBS/NBC	*	34,500,000
Patriots-Colts (11/4/07)	CBS	22.5	33,800,000
Patriots-Steelers (12/9/07)	CBS	18.4	30,300,000
Patriots-Cowboys (10/14/07)	CBS	18.0	29,100,000
Patriots-Ravens (12/3/07)	ESPN	11.1	17,522,000
2007 World Series (Average)	FOX	10.6	17,123,000
2007 NBA Finals (Average)	ABC	6.2	9,292,000
2007 Stanley Cup Finals (Average)	NBC	1.6	2,428,000

*-Not Available due to three-network simulcast



THREE-TIME SUPER BOWL CHAMPIONS





FINAL 2007 OFFENSIVE STATISTICS

WON 16, LOST 0

09/09 W 38-14	at New York Jets	77,900
09/16 W 38-14	San Diego	68,756
09/23 W 38-7	Buffalo	68,756
10/01 W 34-13	at Cincinnati	66,113
10/07 W 34-17	Cleveland	68,756
10/14 W 48-27	at Dallas	63,984
10/21 W 49-28	at Miami	71,951
10/28 W 52-7	Washington	68,756
11/04 W 24-20	at Indianapolis	57,540
11/18 W 56-10	at Buffalo	71,338
11/25 W 31-28	Philadelphia	68,756
12/03 W 27-24	at Baltimore	71,382
12/09 W 34-13	Pittsburgh	68,756
12/16 W 20-10	New York Jets	68,756
12/23 W 28-7	Miami	68,756
12/29 W 38-35	at New York Giants	79,110

	N.E.	Opp.
TOTAL FIRST DOWNS	393	278
Rushing	124	91
Passing	243	172
Penalty	26	15
3rd Down: Made/Att	92/191	63/187
3rd Down Pct.	48.2	33.7
4th Down: Made/Att	15/21	11/20
4th Down Pct.	71.4	55.0
POSSESSION AVG.	32:33	27:27
TOTAL NET YARDS	6580	4613
Avg. Per Game	411.3	288.3
Total Plays	1058	933
Avg. Per Play	6.2	4.9
NET YARDS RUSHING	1849	1572
Avg. Per Game	115.6	98.3
Total Rushes	451	360
NET YARDS PASSING	4731	3041
Avg. Per Game	295.7	190.1
Sacked/Yards Lost	21/128	47/340
Gross Yards	4859	3381
Att./Completions	586/403	526/314
Completion Pct.	68.8	59.7
Had Intercepted	9	19
PUNTS/AVERAGE	45/40.5	76/43.4
NET PUNTING AVG.	45/36.1	76/36.9
PENALTIES/YARDS	78/690	96/764
FUMBLES/BALL LOST	14/6	25/12
TOUCHDOWNS	75	34
Rushing	17	7
Passing	50	23
Returns	8	4

* SCORE BY PERIODS	Q1	Q2	Q3	Q4	OT	PTS
TEAM	134	199	104	152	0	589
OPPONENTS	41	96	58	79	0	274

* SCORING	TD	Ru	Pa	Rt	K-PAT	FG	S	PTS
Moss	23	0	23	0			0	138
Gostkowski	0	0	0	0	74/74	21/24	0	137
Welker	8	0	8	0			0	48
Maroney	6	6	0	0			0	38
Watson	6	0	6	0			0	36
Gaffney	5	0	5	0			0	30
Evans	3	3	0	0			0	18
Morris	3	3	0	0			0	18
Stallworth	3	0	3	0			0	18
K. Brady	2	0	2	0			0	12
T. Brady	2	2	0	0			0	12
Eckel	2	2	0	0			0	12
Hobbs	2	0	0	2			0	12
Vrabel	2	0	2	0			0	12
Andrews	1	0	0	1			0	6
Cassel	1	1	0	0			0	6
Colvin	1	0	0	1			0	6
Faulk	1	0	1	0			0	6
Gay	1	0	0	1			0	6
Samuel	1	0	0	1			0	6
A. Thomas	1	0	0	1			0	6
Wilson	1	0	0	1			0	6
TEAM	75	17	50	8	74/74	21/24	0	589
OPPONENTS	34	7	23	4	34/34	12/14	0	274

2-Pt. Conversions: Maroney, TEAM 1-1, OPPONENTS 0-0

SACKS: Vrabel 12.5, Green 6.5, A. Thomas 6.5, Colvin 4, Warren 4, Seau 3.5, Bruschi 2, Harrison 2, Wilfork 2, Seymour 1.5, Hobbs 1, (group) 1, Wright 0.5, TEAM 47, OPPONENTS 21
FUM/LOST: T. Brady 6/4, Welker 3/0, T. Brown 1/1, Cassel 1/0, Faulk 1/0, Hobbs 1/1, Watson 1/0

* PASSING	Att	Cmp	Yds	Cmp%	Yds/Att	TD	TD%	Int	Int%	Long	Sack/Lost	Rating
T. Brady	578	398	4806	68.9	8.31	50	8.7	8	1.4	69t	21/ 128	117.2
Cassel	7	4	38	57.1	5.43	0	0.0	1	14.3	21	0/ 0	32.7
Gutierrez	1	1	15	100.0	15.00	0	0.0	0	0.0	15	0/ 0	118.8
TEAM	586	403	4859	68.8	8.29	50	8.5	9	1.5	69t	21/ 128	116.0
OPPONENTS	526	314	3381	59.7	6.43	23	4.4	19	3.6	73t	47/ 340	78.1

* RUSHING	No.	Yds	Avg	Long	TD
Maroney	185	835	4.5	59t	6
Morris	85	384	4.5	49	3
Faulk	62	265	4.3	14	0
Evans	34	121	3.6	11	3
T. Brady	37	98	2.6	19	2
Eckel	33	90	2.7	14	2
Welker	4	34	8.5	27	0
Cassel	4	12	3.0	15t	1
Stallworth	1	12	12.0	12	0
Watson	1	11	11.0	11	0
Gutierrez	5	-13	-2.6	-1	0
TEAM	451	1849	4.1	59t	17
OPPONENTS	360	1572	4.4	49	7

* RECEIVING	No.	Yds	Avg	Long	TD
Welker	112	1175	10.5	42	8
Moss	98	1493	15.2	65t	23
Faulk	47	383	8.1	23	1
Stallworth	46	697	15.2	69t	3
Gaffney	36	449	12.5	56t	5
Watson	36	389	10.8	35	6
K. Brady	9	70	7.8	20	2
Morris	6	35	5.8	18	0
Maroney	4	116	29.0	43	0
Evans	4	43	10.8	29	0
Vrabel	2	3	1.5	2t	2
D. Thomas	1	9	9.0	9	0
Eckel	1	6	6.0	6	0
Mankins	1	-9	-9.0	-9	0
TEAM	403	4859	12.1	69t	50
OPPONENTS	314	3381	10.8	73t	23

* INTERCEPTIONS	No.	Yds	Avg	Long	TD
Samuel	6	89	14.8	42	1
Gay	3	52	17.3	31	0
Seau	3	28	9.3	23	0
Sanders	2	43	21.5	42	0
A. Thomas	1	65	65.0	65t	1
Wilson	1	5	5.0	5t	1
Colvin	1	4	4.0	4	0
Harrison	1	2	2.0	2	0
Hobbs	1	0	0.0	0	0
TEAM	19	288	15.2	65t	3
OPPONENTS	9	131	14.6	36t	1

* PUNTING	No.	Yds	Avg	Net	TB	In	Lg	B
Hanson	44	1821	41.4	36.1	6	13	64	1
TEAM	45	1821	40.5	36.1	6	13	64	1
OPPONENTS	76	3297	43.4	36.9	9	16	75	1

* PUNT RETURNS	Ret	FC	Yds	Avg	Long	TD
Welker	25	7	249	10.0	35	0
T. Brown	6	2	55	9.2	28	0
C. Jackson	2	0	7	3.5	6	0
Faulk	0	9	0	---	---	0
TEAM	33	18	311	9.4	35	0
OPPONENTS	14	8	75	5.4	33	0

* KICKOFF RETURNS	No.	Yds	Avg	Long	TD
Hobbs	35	911	26.0	108t	1
Welker	7	176	25.1	33	0
C. Jackson	5	85	17.0	39	0
Andrews	4	149	37.3	77t	1
Faulk	2	47	23.5	27	0
Evans	1	13	13.0	13	0
Vrabel	1	3	3.0	3	0
TEAM	55	1384	25.2	108t	2
OPPONENTS	92	2030	22.1	74t	1

* FIELD GOALS	1-19	20-29	30-39	40-49	50+
Gostkowski	0/ 0	10/10	8/ 9	3/ 5	0/0
TEAM	0/ 0	10/10	8/ 9	3/ 5	0/0
OPPONENTS	0/ 0	5/ 5	2/ 3	4/ 4	1/2
Gostkowski: (22G)	(41N,24G)	(24G)	(31G,36G)	(20G,25G)	(45G,22G)
	() (36G)	(34G)	() (23G,32N)	(21G,38G)	(48N,42G,28G)
	(26G,34G)	() (37G,45G,37G)			
OPPONENTS: () ()	(40G,48G)	(42G)	(38G,23G)	() ()	()
	(50N,21G,25G)	(52G)	() (29G)	(23G,44G)	(33G,35N)
	()				



THREE-TIME SUPER BOWL CHAMPIONS





FINAL 2007 DEFENSIVE STATISTICS

Tackle statistics based on coaches' film review

PLAYER Name	TACKLES			SACKS			INTERCEPTIONS				FUMBLES				SP. TEAMS				
	TT	UT	A	S/	Yds	QH	Int/	Yds	TD	PD	FF	FR/	Yds	TD	TT	UT	A	FF	FR
Tedy Bruschi	99	69	30	2.0	16.0	5	-	-	-	2	-	-	-	-	-	-	-	-	-
Ty Warren	83	47	36	4.0	27.5	15	-	-	-	-	0	3	0	0	-	-	-	-	-
Adalius Thomas	82	60	22	6.5	44.0	11	1	65	1	8	2	0	0	0	-	-	-	-	-
Mike Vrabel	77	53	24	12.5	70.5	16	-	-	-	-	4	0	0	0	-	-	-	-	-
Junior Seau	76	55	21	3.5	35.0	6	3	28	0	4	-	-	-	-	-	-	-	-	-
James Sanders	73	60	13	-	-	-	2	43	0	5	1	0	0	0	7	3	4	0	1
Vince Wilfork	70	42	28	2.0	18.0	6	-	-	-	2	0	1	0	0	-	-	-	-	-
Rodney Harrison	67	52	15	2.0	21.0	5	1	2	0	7	1	0	0	0	5	4	1	-	-
Ellis Hobbs	63	57	6	1.0	9.0	-	1	0	0	12	1	1	35	1	-	-	-	-	-
Jarvis Green	57	35	22	6.5	43.0	11	-	-	-	-	2	1	0	0	-	-	-	-	-
Asante Samuel	44	42	2	-	-	-	6	89	1	18	-	-	-	-	-	-	-	-	-
Randall Gay	33	30	3	-	-	-	3	52	0	7	1	1	15	1	1	0	1	-	-
Eugene Wilson	32	26	6	-	-	-	1	5	1	3	0	1	4	0	-	-	-	-	-
Richard Seymour	30	16	14	1.5	14.5	6	-	-	-	1	-	-	-	-	-	-	-	-	-
Rosevelt Colvin	28	17	11	4.0	37.0	2	1	4	0	2	3	2	16	1	-	-	-	-	-
Brandon Meriweather	16	13	3	-	-	-	-	-	-	3	-	-	-	-	18	8	10	1	0
Mike Wright	12	9	3	0.5	4.5	-	-	-	-	-	-	-	-	-	2	2	0	-	-
Rashad Baker	10	10	0	-	-	-	-	-	-	-	-	-	-	-	4	1	3	-	-
Santonio Thomas	5	3	2	-	-	-	-	-	-	-	-	-	-	-	-	-	-	-	-
Eric Alexander	4	4	0	-	-	-	-	-	-	-	-	-	-	-	14	7	7	-	-
Le Kevin Smith	2	2	0	-	-	-	-	-	-	-	-	-	-	-	4	1	3	-	-
Pierre Woods	2	1	1	-	-	-	-	-	-	-	-	-	-	-	22	9	13	-	-
Rashad Moore	2	1	1	-	-	1	-	-	-	-	-	-	-	-	-	-	-	-	-
Eddie Jackson	1	1	0	-	-	-	-	-	-	-	-	-	-	-	4	0	4	-	-
TEAM	1	1	0	1.0	0.0	-	-	-	-	-	-	-	-	-	-	-	-	-	-
Randy Moss	0	0	0	-	-	-	-	-	-	1	-	-	-	-	-	-	-	-	-
Kelley Washington	0	0	0	-	-	-	-	-	-	-	-	-	-	-	18	9	9	1	0
Larry Izzo	0	0	0	-	-	-	-	-	-	-	-	-	-	-	14	6	8	-	-
Kyle Eckel	0	0	0	-	-	-	-	-	-	-	-	-	-	-	12	4	8	1	0
Mel Mitchell	0	0	0	-	-	-	-	-	-	-	-	-	-	-	11	8	3	-	-
Willie Andrews	0	0	0	-	-	-	-	-	-	-	-	-	-	-	8	3	5	-	-
Heath Evans	0	0	0	-	-	-	-	-	-	-	-	-	-	-	6	4	2	-	-
Stephen Gostkowski	0	0	0	-	-	-	-	-	-	-	-	-	-	-	3	1	2	-	-
Lonie Paxton	0	0	0	-	-	-	-	-	-	-	-	-	-	-	2	1	1	-	-
Chad Brown	0	0	0	-	-	-	-	-	-	-	-	-	-	-	2	0	2	-	-
Antwain Spann	0	0	0	-	-	-	-	-	-	-	-	-	-	-	1	1	0	-	-
Corey Mays	0	0	0	-	-	-	-	-	-	-	-	-	-	-	1	0	1	-	-
Sammy Morris	0	0	0	-	-	-	-	-	-	-	-	-	-	-	1	0	1	-	-
Totals	969	706	263	47.0	340.0	84	19	288	3	75	15	10	70	3	160	72	88	3	1

FUMBLES - LOST (14-6)

	Own			
	No.	Lost	Rec	O.B.
Tom Brady	6	4	1	0
Wes Welker	3	0	2	1
Ellis Hobbs	1	1	0	0
Troy Brown	1	1	0	0
Benjamin Watson	1	0	0	1
Matt Cassel	1	0	1	0
Kevin Faulk	1	0	0	0
Randy Moss	0	0	2	0
Totals	14	6	6	2

KEY

TT-Total Tackles	Int/Yds-Interceptions/Yards Returned
UT-Unassisted Tackles	PD-Passes Defensed
A-Assisted Tackles	FF-Forced Fumbles
S/YL-Sacks/Yards Lost	FR/Yds-Fumble Recoveries/Yards Returned
QH-Quarterback Hits	

BLOCKED KICKS

	XP	FG	P
Kelley Washington	0	0	1
Totals	0	0	1

MISC. OFFENSIVE STATS

	Tkl	Ast	FF	FR
Wes Welker	3	0	0	0
Donte' Stallworth	2	0	0	0
Kevin Faulk	1	0	1	0
Randy Moss	1	0	0	0
Benjamin Watson	0	0	0	1
Totals	7	0	1	1



THREE-TIME SUPER BOWL CHAMPIONS





PATRIOTS ROSTER AS OF 1/7/2008

ALPHABETICAL ROSTER

#	NAME	POS	HT	WT	BORN	YR	COLLEGE	H.S. HOMETOWN
52	Alexander, Eric	LB	6-2	240	02/08/82	3	Louisiana State	Port Arthur, Texas
23	Andrews, Willie	DB	5-10	190	11/02/83	2	Baylor	Longview, Texas
88	Brady, Kyle	TE	6-6	280	01/14/72	13	Penn State	Camp Hill, Pa.
12	Brady, Tom	QB	6-4	225	08/03/77	8	Michigan	San Mateo, Calif.
65	Britt, Wesley	T	6-8	320	11/21/81	2	Alabama	Cullman, Ala.
80	Brown, Troy	WR	5-10	196	07/02/71	15	Marshall	Blackville, S.C.
54	Bruschi, Tedy	LB	6-1	247	06/09/73	12	Arizona	Roseville, Calif.
16	Cassel, Matt	QB	6-4	230	05/17/82	3	Southern California	Northridge, Calif.
38	Eckel, Kyle	FB	5-11	237	12/30/81	1	Navy	Haverford, Pa.
44	Evans, Heath	RB	6-0	250	12/30/78	7	Auburn	West Palm Beach, Fla.
33	Faulk, Kevin	RB	5-8	202	06/05/76	9	Louisiana State	Carencro, La.
10	Gaffney, Jabar	WR	6-1	200	12/01/80	6	Florida	Jacksonville, Fla.
21	Gay, Randall	CB	5-11	190	05/05/82	4	Louisiana State	Brusly, La.
3	Gostkowski, Stephen	K	6-1	210	01/28/84	2	Memphis	Madison, Miss.
97	Green, Jarvis	DL	6-3	285	01/12/79	6	Louisiana State	Donaldsonville, La.
7	Gutierrez, Matt	QB	6-4	230	06/09/84	R	Idaho State	Concord, Calif.
6	Hanson, Chris	P	6-2	202	10/25/76	9	Marshall	Sharpsburg, Ga.
37	Harrison, Rodney	S	6-1	220	12/15/72	14	Western Illinois	Chicago, Ill.
27	Hobbs, Ellis	CB	5-9	195	05/16/83	3	Iowa State	DeSoto, Texas
71	Hochstein, Russ	G/C	6-4	305	10/07/77	7	Nebraska	Hartington, Neb.
53	Izzo, Larry	LB	5-10	228	09/26/74	12	Rice	Houston, Texas
17	Jackson, Chad	WR	6-1	215	03/06/85	2	Florida	Hoover, Ala.
77	Kaczur, Nick	T	6-4	315	07/28/79	3	Toledo	Brantford, Ontario
67	Koppen, Dan	C	6-2	296	09/12/79	5	Boston College	Whitehall, Pa.
72	Light, Matt	T	6-4	305	06/23/78	7	Purdue	Greenville, Ohio
70	Mankins, Logan	G	6-4	310	03/10/82	3	Fresno State	Catheys Valley, Calif.
39	Maroney, Laurence	RB	5-11	220	02/05/85	2	Minnesota	St. Louis, Mo.
31	Meriweather, Brandon	DB	5-11	200	01/14/84	R	Miami (Fla.)	Apopka, Fla.
24	Mitchell, Mel	S	6-1	225	02/10/79	6	Western Kentucky	Rockledge, Fla.
95	Moore, Rashad	DL	6-3	325	03/16/79	4	Tennessee	Huntsville, Ala.
81	Moss, Randy	WR	6-4	210	02/13/77	10	Marshall	Rand, W. Va.
61	Neal, Stephen	G	6-4	305	10/09/76	6	Cal State-Bakersfield	San Diego, Calif.
68	O'Callaghan, Ryan	T	6-7	330	07/19/83	2	California	Redding, Calif.
66	Paxton, Lonie	LS	6-2	260	03/13/78	8	Sacramento State	Corona, Calif.
22	Samuel, Asante	CB	5-10	185	01/06/81	5	Central Florida	Lauderdale Lakes, Fla.
36	Sanders, James	S	5-10	210	11/11/83	3	Fresno State	Porterville, Calif.
55	Seau, Junior	LB	6-3	250	01/19/69	18	Southern California	Oceanside, Calif.
93	Seymour, Richard	DL	6-6	310	10/06/79	7	Georgia	Gadsden, S.C.
90	Smith, Le Kevin	DL	6-3	308	07/21/82	2	Nebraska	Macon, Ga.
82	Spach, Stephen	TE	6-4	250	07/18/82	2	Fresno State	Clovis, Calif.
28	Spann, Antwain	CB	6-0	195	02/22/83	2	Louisiana-Lafayette	Oceanside, Calif.
18	Stallworth, Donté	WR	6-0	200	11/10/80	6	Tennessee	Sacramento, Calif.
96	Thomas, Adalius	LB	6-2	270	08/18/77	8	Southern Mississippi	Equality, Ala.
41	Ventrone, Ray	DB	5-10	200	10/21/82	2	Villanova	Pittsburgh, Pa.
50	Vrabel, Mike	LB	6-4	261	08/14/75	11	Ohio State	Akron, Ohio
94	Warren, Ty	DL	6-5	300	02/06/81	5	Texas A&M	Bryan, Texas
15	Washington, Kelley	WR	6-3	215	08/21/79	5	Tennessee	Stephens City, Va.
84	Watson, Benjamin	TE	6-3	255	12/18/80	4	Georgia	Rock Hill, S.C.
83	Welker, Wes	WR	5-9	185	05/01/81	4	Texas Tech	Oklahoma City, Okla.
75	Wilfork, Vince	DL	6-2	325	11/04/81	4	Miami (Fla.)	Boynton Beach, Fla.
26	Wilson, Eugene	DB	5-10	195	08/17/80	5	Illinois	Merrillville, Ind.
58	Woods, Pierre	LB	6-5	250	01/06/82	2	Michigan	Cleveland, Ohio
74	Yates, Billy	G	6-2	305	04/15/80	4	Texas A&M	Fort Worth, Texas

NUMERICAL ROSTER

#	NAME	POS
3	Stephen Gostkowski	K
6	Chris Hanson	P
7	Matt Gutierrez	QB
10	Jabar Gaffney	WR
12	Tom Brady	QB
15	Kelley Washington	WR
16	Matt Cassel	QB
17	Chad Jackson	WR
18	Donté Stallworth	WR
21	Randall Gay	CB
22	Asante Samuel	CB
23	Willie Andrews	DB
24	Mel Mitchell III	S
26	Eugene Wilson	DB
27	Ellis Hobbs III	CB
28	Antwain Spann	CB
31	Brandon Meriweather	DB
33	Kevin Faulk	RB
36	James Sanders	S
37	Rodney Harrison	S
38	Kyle Eckel	FB
39	Laurence Maroney	RB
41	Ray Ventrone	S
44	Heath Evans	RB
50	Mike Vrabel	LB
52	Eric Alexander	LB
53	Larry Izzo	LB
54	Tedy Bruschi	LB
55	Junior Seau	LB
58	Pierre Woods	LB
61	Stephen Neal	G
65	Wesley Britt	T
66	Lonie Paxton	LS
67	Dan Koppen	C
68	Ryan O'Callaghan	T
70	Logan Mankins	G
71	Russ Hochstein	G/C
72	Matt Light	T
74	Billy Yates	G
75	Vince Wilfork	DL
77	Nick Kaczur	T
80	Troy Brown	WR
81	Randy Moss	WR
82	Stephen Spach	TE
83	Wes Welker	WR
84	Benjamin Watson	TE
88	Kyle Brady	TE
90	Le Kevin Smith	DL
93	Richard Seymour	DL
94	Ty Warren	DL
95	Rashad Moore	DL
96	Adalius Thomas	LB
97	Jarvis Green	DL

PRACTICE SQUAD

#	NAME	POS	HT	WT	BORN	YR	COLLEGE	H.S. HOMETOWN
13	Childress, Bam	WR	5-10	185	03/31/82	2	Ohio State	Warrensville Heights, Ohio
63	Connolly, Dan	G	6-4	313	09/02/82	3	Southeast Missouri St.	St. Louis, Mo.
19	Jones, C.J.	WR	5-11	195	09/20/80	2	Iowa	Boynton Beach, Fla.
25	Mixon, Tim	CB	5-9	184	07/08/84	R	California	Compton, Calif.
85	Rader, Jason	TE	6-4	260	04/12/81	2	Marshall	St. Albans, W. Va.
92	Thomas, Antonio	DL	6-4	305	07/02/81	1	Miami (Fla.)	Belle Glade, Fla.

PRACTICE SQUAD

#	NAME	POS
13	Bam Childress	WR
19	C.J. Jones	WR
25	Tim Mixon	CB
63	Dan Connolly	G
85	Jason Rader	TE
92	Antonio Thomas	DL

RESERVE/INJURED LIST

#	NAME	POS	HT	WT	BORN	YR	COLLEGE	H.S. HOMETOWN
59	Colvin, Roosevelt	LB	6-3	250	09/05/77	9	Purdue	Indianapolis, Ind.
49	Lua, Oscar	LB	6-1	240	05/09/84	R	Southern California	Indio, Calif.
34	Morris, Sammy	RB	6-0	220	03/23/77	8	Texas Tech	San Antonio, Texas
35	Richardson, Mike	CB	5-11	190	02/18/84	R	Notre Dame	Warner Robins, Ga.
30	Scott, Chad	DB	6-1	205	09/06/74	11	Maryland	Suitland, Md.
86	Thomas, David	TE	6-3	248	07/05/83	2	Texas	Wolfforth, Texas
99	Wright, Mike	DL	6-4	295	03/01/82	3	Cincinnati	Cincinnati, Ohio

RESERVE/INJURED LIST

#	NAME	POS
30	Chad Scott	CB
34	Sammy Morris	RB
35	Mike Richardson	CB
49	Oscar Lua	LB
59	Rosevelt Colvin	LB
86	David Thomas	TE
99	Mike Wright	DL

HEAD COACH: BILL BELICHICK

ASSISTANTS: Nick Caserio, Wide Receivers; Joel Collier, Secondary; Don Davis, Assistant Strength and Conditioning; Ivan Fears, Running Backs; Pepper Johnson, Defensive Line; Pete Mangurian, Tight Ends; Josh McDaniels, Offensive Coordinator/QBs; Harold Nash, Assistant Strength and Conditioning; Matt Patricia, Linebackers; Dean Pees, Defensive Coordinator; Dante Scarnecchia, Assistant Head Coach/Offensive Line; Brad Seely, Special Teams; Mike Woicik, Strength and Conditioning; Kevin Bickers, Coaching Assistant; Josh Boyer, Coaching Assistant; Bill O'Brien, Coaching Assistant.



2007 NUMERICAL ROSTER

January 7, 2008

#	NAME	POS	HT	WT	AGE	YR	COLLEGE	HOW ACQ.
3	Stephen Gostkowski	K	6-1	210	23	2	Memphis	D4b-06
6	Chris Hanson	P	6-2	202	31	9	Marshall	FA-07
7	Matt Gutierrez	QB	6-4	230	23	R	Idaho State	FA-07
10	Jabar Gaffney	WR	6-1	200	27	6	Florida	FA-06
12	Tom Brady	QB	6-4	225	30	8	Michigan	D6b-00
15	Kelley Washington	WR	6-3	215	28	5	Tennessee	UFA (CIN)-07
16	Matt Cassel	QB	6-4	230	25	3	Southern California	D7a-05
17	Chad Jackson	WR	6-1	215	22	2	Florida	D2-06
18	Donté Stallworth	WR	6-0	200	27	6	Tennessee	UFA (PHI)-07
21	Randall Gay	CB	5-11	190	25	4	Louisiana State	FA-04
22	Asante Samuel	CB	5-10	185	27	5	Central Florida	D4b-03
23	Willie Andrews	DB	5-10	190	24	2	Baylor	D7-06
24	Mel Mitchell III	S	6-1	225	28	6	Western Kentucky	UFA(NO)-06
26	Eugene Wilson	DB	5-10	195	27	5	Illinois	D2a-03
27	Ellis Hobbs III	CB	5-9	195	24	3	Iowa State	D3a-05
28	Antwain Spann	CB	6-0	195	24	2	Louisiana-Lafayette	FA-07
31	Brandon Meriweather	DB	5-11	200	23	R	Miami (Fla.)	D1-07
33	Kevin Faulk	RB	5-8	202	31	9	Louisiana State	D2-99
36	James Sanders	S	5-10	210	24	3	Fresno State	D4-05
37	Rodney Harrison	S	6-1	220	35	14	Western Illinois	FA (SD)-03
38	Kyle Eckel	FB	5-11	237	26	1	Navy	FA-07
39	Laurence Maroney	RB	5-11	220	22	2	Minnesota	D1-06
41	Ray Ventrone	DB	5-10	200	25	2	Villanova	FA-07
44	Heath Evans	RB	6-0	250	29	7	Auburn	FA-05
50	Mike Vrabel	LB	6-4	261	32	11	Ohio State	UFA (PIT)-01
52	Eric Alexander	LB	6-2	240	25	3	Louisiana State	FA-04
53	Larry Izzo	LB	5-10	228	33	12	Rice	UFA (MIA)-01
54	Tedy Bruschi	LB	6-1	247	34	12	Arizona	D3-96
55	Junior Seau	LB	6-3	250	38	18	Southern California	FA-06
58	Pierre Woods	LB	6-5	250	26	2	Michigan	FA-06
61	Stephen Neal	G	6-4	305	31	6	Cal State-Bakersfield	FA-01
65	Wesley Britt	T	6-8	320	26	2	Alabama	FA-06
66	Lonie Paxton	LS	6-2	260	29	8	Sacramento State	FA-00
67	Dan Koppen	C	6-2	296	28	5	Boston College	D5-03
68	Ryan O'Callaghan	T	6-7	330	24	2	California	D5-06
70	Logan Mankins	G	6-4	310	25	3	Fresno State	D1-05
71	Russ Hochstein	G/C	6-4	305	30	7	Nebraska	FA-02
72	Matt Light	T	6-4	305	29	7	Purdue	D2-01
74	Billy Yates	G	6-2	305	27	4	Texas A&M	FA-05
75	Vince Wilfork	DL	6-2	325	26	4	Miami (Fla.)	D1a-04
77	Nick Kaczur	T	6-4	315	28	3	Toledo	D3b-05
80	Troy Brown	WR	5-10	196	36	15	Marshall	D8-93
81	Randy Moss	WR	6-4	210	30	10	Marshall	TR (OAK)-07
82	Stephen Spach	TE	6-4	250	25	2	Fresno State	FA-07
83	Wes Welker	WR	5-9	185	26	4	Texas Tech	TR (MIA)-07
84	Benjamin Watson	TE	6-3	255	27	4	Georgia	D1b-04
88	Kyle Brady	TE	6-6	280	36	13	Penn State	UFA (JAX)-07
90	Le Kevin Smith	DL	6-3	308	25	2	Nebraska	D6c-06
93	Richard Seymour	DL	6-6	310	28	7	Georgia	D1-01
94	Ty Warren	DL	6-5	300	26	5	Texas A&M	D1-03
95	Rashad Moore	DL	6-3	325	28	4	Tennessee	FA-07
96	Adalius Thomas	LB	6-2	270	30	8	Southern Mississippi	UFA (BAL)-07
97	Jarvis Green	DL	6-3	285	29	6	Louisiana State	D4b-02

PRACTICE SQUAD

#	NAME	POS	HT	WT	AGE	YR	COLLEGE	HOW ACQ.
13	Bam Childress	WR	5-10	185	25	2	Ohio State	FA-05
19	C.J. Jones	WR	5-11	195	27	2	Iowa	FA-07
25	Tim Mixon	CB	5-9	184	23	R	California	FA-07
63	Dan Connolly	G	6-4	313	25	3	Southeast Missouri St.	FA-07
85	Jason Rader	TE	6-4	260	26	2	Marshall	FA-07
92	Santonio Thomas	DL	6-4	305	26	1	Miami (Fla.)	FA-05

RESERVE/INJURED LIST

#	NAME	POS	HT	WT	AGE	YR	COLLEGE	HOW ACQ.	IR DATE
30	Chad Scott	DB	6-1	205	33	11	Maryland	FA (PIT)-05	July 30
34	Sammy Morris	RB	6-0	220	30	8	Texas Tech	UFA (MIA)-07	Nov. 2
35	Mike Richardson	CB	5-11	190	23	R	Notre Dame	D6b-07	Aug. 28
49	Oscar Lua	LB	6-1	240	23	R	Southern California	D7a-07	Sept. 1
59	Rosevelt Colvin	LB	6-3	250	30	9	Purdue	UFA (CHI)-03	Nov. 27
86	David Thomas	TE	6-3	248	24	2	Texas	D3-06	Oct. 3
99	Mike Wright	DL	6-4	295	25	3	Cincinnati	FA-05	Dec. 13

HEAD COACH: BILL BELICHICK

ASSISTANTS: Nick Caserio, Wide Receivers; Joel Collier, Secondary; Don Davis, Assistant Strength and Conditioning; Ivan Fears, Running Backs; Pepper Johnson, Defensive Line; Pete Mangurian, Tight Ends; Josh McDaniels, Offensive Coordinator/QBs; Harold Nash, Assistant Strength and Conditioning; Matt Patricia, Linebackers; Dean Pees, Defensive Coordinator; Dante Scarnecchia, Assistant Head Coach/Offensive Line; Brad Seely, Special Teams; Mike Woicik, Strength and Conditioning; Kevin Bickers, Coaching Assistant; Josh Boyer, Coaching Assistant; Bill O'Brien, Coaching Assistant.



2007 POSITIONAL ROSTER

January 7, 2008

DEFENSE (24)								
#	NAME	POS	HT	WT	BORN	YR	COLLEGE	H.S. HOMETOWN
DEFENSIVE LINE (6)								
97	Green, Jarvis	DL	6-3	285	01/12/79	6	Louisiana State	Donaldsonville, La.
95	Moore, Rashad	DL	6-3	325	03/16/79	4	Tennessee	Huntsville, Ala.
93	Seymour, Richard	DL	6-6	310	10/06/79	7	Georgia	Gadsden, S.C.
90	Smith, Le Kevin	DL	6-3	308	07/21/82	2	Nebraska	Macon, Ga.
94	Warren, Ty	DL	6-5	300	02/06/81	5	Texas A&M	Bryan, Texas
75	Wilfork, Vince	DL	6-2	325	11/04/81	4	Miami (Fla.)	Boynton Beach, Fla.
LINEBACKER (7)								
52	Alexander, Eric	LB	6-2	240	02/08/82	3	Louisiana State	Port Arthur, Texas
54	Bruschi, Teddy	LB	6-1	247	06/09/73	12	Arizona	Roseville, Calif.
53	Izzo, Larry	LB	5-10	228	09/26/74	12	Rice	Houston, Texas
55	Seau, Junior	LB	6-3	250	01/19/69	18	Southern California	Oceanside, Calif.
96	Thomas, Adalius	LB	6-2	270	08/18/77	8	Southern Mississippi	Equality, Ala.
50	Vrabel, Mike	LB	6-4	261	08/14/75	11	Ohio State	Akron, Ohio
58	Woods, Pierre	LB	6-5	250	01/06/82	2	Michigan	Cleveland, Ohio
CORNERBACK (5)								
21	Gay, Randall	CB	5-11	190	05/05/82	4	Louisiana State	Brusly, La.
27	Hobbs, Ellis	CB	5-9	195	05/16/83	3	Iowa State	DeSoto, Texas
31	Meriweather, Brandon	DB	5-11	200	01/14/84	R	Miami (Fla.)	Apopka, Fla.
22	Samuel, Asante	CB	5-10	185	01/06/81	5	Central Florida	Ft. Lauderdale, Fla.
28	Spann, Antwain	CB	6-0	195	02/22/83	2	Louisiana-Lafayette	Oceanside, Calif.
SAFETY (6)								
23	Andrews, Willie	DB	5-10	190	11/02/83	2	Baylor	Longview, Texas
37	Harrison, Rodney	S	6-1	220	12/15/72	14	Western Illinois	Chicago, Ill.
24	Mitchell, Mel	S	6-1	225	02/10/79	6	Western Kentucky	Rockledge, Fla.
36	Sanders, James	S	5-10	210	11/11/83	3	Fresno State	Porterville, Calif.
41	Ventrone, Ray	DB	5-10	200	10/21/82	2	Villanova	Pittsburgh, Pa.
26	Wilson, Eugene	DB	5-10	195	08/17/80	5	Illinois	Merrillville, Ind.
OFFENSE (26)								
#	NAME	POS	HT	WT	BORN	YR	COLLEGE	H.S. HOMETOWN
OFFENSIVE LINE (9)								
65	Britt, Wesley	T	6-8	320	11/21/81	2	Alabama	Cullman, Ala.
71	Hochstein, Russ	G/C	6-4	305	10/07/77	7	Nebraska	Hartington, Neb.
77	Kaczur, Nick	T	6-4	315	07/28/79	3	Toledo	Brantford, Ontario
67	Koppen, Dan	C	6-2	296	09/12/79	5	Boston College	Whitehall, Pa.
72	Light, Matt	T	6-4	305	06/23/78	7	Purdue	Greenville, Ohio
70	Mankins, Logan	G	6-4	310	03/10/82	3	Fresno State	Catheys Valley, Calif.
61	Neal, Stephen	G	6-4	305	10/09/76	6	Cal State-Bakersfield	San Diego, Calif.
68	O'Callaghan, Ryan	T	6-7	330	07/19/83	2	California	Redding, Calif.
74	Yates, Billy	G	6-2	305	04/15/80	4	Texas A&M	Fort Worth, Texas
QUARTERBACK (3)								
12	Brady, Tom	QB	6-4	225	08/03/77	8	Michigan	San Mateo, Calif.
16	Cassel, Matt	QB	6-4	230	05/17/82	3	Southern California	Northridge, Calif.
7	Gutierrez, Matt	QB	6-4	230	06/09/84	R	Idaho State	Concord, Calif.
WIDE RECEIVER (7)								
80	Brown, Troy	WR	5-10	196	07/02/71	15	Marshall	Blackville, S.C.
10	Gaffney, Jabar	WR	6-1	200	12/01/80	6	Florida	Jacksonville, Fla.
17	Jackson, Chad	WR	6-1	215	03/06/85	2	Florida	Hoover, Ala.
81	Moss, Randy	WR	6-4	210	02/13/77	10	Marshall	Rand, W. Va.
18	Stallworth, Donté	WR	6-0	200	11/10/80	6	Tennessee	Sacramento, Calif.
15	Washington, Kelley	WR	6-3	215	08/21/79	5	Tennessee	Stephens City, Va.
83	Welker, Wes	WR	5-9	185	05/01/81	4	Texas Tech	Oklahoma City, Okla.
RUNNING BACK (4)								
38	Eckel, Kyle	FB	5-11	237	12/30/81	1	Navy	Haverford, Pa.
44	Evans, Heath	RB	6-0	250	12/30/78	7	Auburn	West Palm Beach, Fla.
33	Faulk, Kevin	RB	5-8	202	06/05/76	9	Louisiana State	Carencro, La.
39	Maroney, Laurence	RB	5-11	220	02/05/85	2	Minnesota	St. Louis, Mo.
TIGHT END (3)								
88	Brady, Kyle	TE	6-6	280	01/14/72	13	Penn State	Camp Hill, Pa.
82	Spach, Stephen	TE	6-4	250	07/18/82	2	Fresno State	Clovis, Calif.
84	Watson, Benjamin	TE	6-3	255	12/18/80	4	Georgia	Rock Hill, S.C.
SPECIALISTS (3)								
#	NAME	POS	HT	WT	BORN	YR	COLLEGE	H.S. HOMETOWN
SPECIALISTS (3)								
3	Gostkowski, Stephen	K	6-1	210	01/28/84	2	Memphis	Madison, Miss.
6	Hanson, Chris	P	6-2	202	10/25/76	9	Marshall	Sharpsburg, Ga.
66	Paxton, Lonie	LS	6-2	260	03/13/78	8	Sacramento State	Corona, Calif.
RESERVE/INJURED LIST (7)								
#	NAME	POS	HT	WT	BORN	YR	COLLEGE	H.S. HOMETOWN
59	Colvin, Rosevelt	LB	6-3	250	09/05/77	9	Purdue	Indianapolis, Ind.
49	Lua, Oscar	LB	6-1	240	05/09/84	R	Southern California	Indio, Calif.
34	Morris, Sammy	RB	6-0	220	03/23/77	8	Texas Tech	San Antonio, Texas
35	Richardson, Mike	CB	5-11	190	02/18/84	R	Notre Dame	Warner Robins, Ga.
30	Scott, Chad	DB	6-1	205	09/06/74	11	Maryland	Suitland, Md.
86	Thomas, David	TE	6-3	248	07/05/83	2	Texas	Wolfforth, Texas
99	Wright, Mike	DL	6-4	295	03/01/82	3	Cincinnati	Cincinnati, Ohio



HOW THE PATRIOTS WERE BUILT

		AS OF JANUARY 7, 2008		WAIVERS (0) / TRADES (2)	ROOKIE AND FIRST-YEAR FREE AGENTS (10)
YEAR	DRAFTEES (25)	VETERAN FREE AGENTS (16)			
1993	Troy Brown (8)				
1994					
1995					
1996	Tedy Bruschi (3)				
1997					
1998					
1999	Kevin Faulk (2)				
2000	Tom Brady (6b)				Lonie Paxton (fa)
2001	Richard Seymour (1) Matt Light (2)	Larry Izzo (fa)(MIA) Mike Vrabel (3)(PIT)			Stephen Neal (fa)
2002	Jarvis Green (4b)				Russ Hochstein (5)
2003	Ty Warren (1) Eugene Wilson (2a) Asante Samuel (4b) Dan Koppen (5)	Rodney Harrison (5)(SD)			
2004	Vince Wilfork (1a) Benjamin Watson (1b)	Billy Yates (fa)(MIA)			Eric Alexander (fa) Randall Gay (fa)
2005	Logan Mankins (1) Ellis Hobbs III (3a) Nick Kaczur (3b) James Sanders (4) Matt Cassel (7a)	Heath Evans (3)(MIA)			Wesley Britt (5)
2006	Laurence Maroney (1) Chad Jackson (2) Stephen Gostkowski (4b) Ryan O'Callaghan (5) Le Kevin Smith (6c) Willie Andrews (7)	Jabar Gaffney (2)(PHI) Mel Mitchell (5)(NO) Junior Seau (1)(MIA)			Antwain Spann (fa) Pierre Woods (fa)
2007	Brandon Meriweather (1)	Kyle Brady (1)(JAX) Chris Hanson (fa)(NO) Rashad Moore (6)(NYJ) Stephen Spach (fa)(MIN) Donte Stallworth (1)(PHI) Adalius Thomas (6)(BAL) Ray Ventrone (fa) (NYJ) Kelley Washington (3)(CIN)	Randy Moss (1)(tr-OAK) Wes Welker (fa)(tr-MIA)	(#) – indicates round drafted (fa) – indicates non-drafted free agents	Kyle Eckel (fa) Matt Gutierrez (fa) RESERVE/INJURED LIST (7) Roosevelt Colvin (4)(CHI)(FA-03) Mike Richardson (D6b-07) Chad Scott (1)(PIT)(FA-05) Oscar Lua (D7a-07) David Thomas (D3-06) Sammy Morris (5)(MIA) Mike Wright (fa)(FA-05)



THREE-TIME SUPER BOWL CHAMPIONS





2007 UNOFFICIAL DEPTH CHART

Unofficial depth chart compiled by Patriots Media Relations, January 7, 2008

OFFENSE

WR: 83 Wes Welker	18 Donte' Stallworth	80 Troy Brown*
		17 Chad Jackson*
LT: 72 Matt Light	65 Wesley Britt	
LG: 70 Logan Mankins	71 Russ Hochstein	74 Billy Yates
C: 67 Dan Koppen	71 Russ Hochstein	
RG: 61 Stephen Neal*	71 Russ Hochstein	74 Billy Yates
RT: 77 Nick Kaczur*	68 Ryan O'Callaghan	
TE: 84 Benjamin Watson	88 Kyle Brady*	82 Stephen Spach
WR: 81 Randy Moss	10 Jabar Gaffney	15 Kelley Washington
QB: 12 Tom Brady	16 Matt Cassel	<u>7 Matt Gutierrez*</u>
RB: 39 Laurence Maroney	33 Kevin Faulk	
FB: 44 Heath Evans	<u>38 Kyle Eckel*</u>	

DEFENSE

LE: 94 Ty Warren	90 Le Kevin Smith	
NT: 75 Vince Wilfork	95 Rashad Moore	
RE: 93 Richard Seymour	97 Jarvis Green	
OLB: 50 Mike Vrabel	58 Pierre Woods	
ILB: 55 Junior Seau	52 Eric Alexander	
ILB: 54 Tedy Bruschi	53 Larry Izzo	
OLB: 96 Adalius Thomas	58 Pierre Woods	
LCB: 22 Asante Samuel	21 Randall Gay	
RCB: 27 Ellis Hobbs	<u>31 Brandon Meriweather</u>	28 Antwain Spann
SS: 37 Rodney Harrison	23 Willie Andrews*	41 Ray Ventrone
FS: 36 James Sanders	26 Eugene Wilson	24 Mel Mitchell

SPECIAL TEAMS

K: 3 Stephen Gostkowski	6 Chris Hanson
P: 6 Chris Hanson	3 Stephen Gostkowski
H: 6 Chris Hanson	16 Matt Cassel
PR: 83 Wes Welker	80 Troy Brown
KR: 27 Ellis Hobbs	23 Willie Andrews
LS: 66 Lonie Paxton	71 Russ Hochstein

Asterisk (*) indicates player was inactive for last week's game
Rookie and first-year players are underlined

PRONUNCIATION GUIDE

Matt Cassel.....CASTLE	Dan Koppen.....COPE-en
Stephen Gostkowski.....gust-OW-ski	Ryan O'Callaghan.....O'Callahan (silent "g")
Matt Gutierrez.....goot-YAIR-ez	Le Kevin Smith.....Lee • KEE-vin
Russ Hochstein.....HOKE-stine	Stephen Spach.....SPOCK
Nick KaczurKÄ-zur	Adalius Thomasah-DAY-lus



THREE-TIME SUPER BOWL CHAMPIONS





2007 TRANSACTIONS

MARCH, 2007

3/2	Heath Evans and Billy Yates	Re-Signed
	Corey Dillon	Released
3/3	Kyle Brady, Sammy Morris and Adalius Thomas	Signed
3/5	Wes Welker	Acquired via trade (MIA)
3/6	Larry Izzo	Re-Signed
3/13	Donte Stallworth and Kelley Washington	Signed
3/19	Eddie Jackson	Signed
3/20	Bam Childress	Re-Signed
3/21	Rashad Baker, Corey Mays, Gene Mruczkowski and Mike Wright.....	Re-Signed

APRIL, 2007

4/5	Wesley Britt	Re-Signed
4/17	Kelvin Knight	Re-Signed
4/20	Sean Bubin	Retired
4/24	Tory James.....	Signed
4/25	Tony Case	Signed
4/28	Brandon Meriweather	Drafted
4/29	Randy Moss.....	Acquired via trade (OAK)
	Kareem Brown, Clint Oldenburg, Justin Rogers	
	Mike Richardson, Justise Hairston, Corey Hilliard	
	Oscar Lua and Mike Elgin	Drafted

MAY, 2007

5/8	Larry Anam , Kyle Bissinger, Matt Gutierrez Jake Nordin, Quinton Smith, Justin Warren and Zach West.....	Signed as rookie free agents
5/11	Gemara Williams	Re-Signed
5/14	Chris Dunlap and Denny Poland.....	Signed
5/15	Justin Warren	Released
5/20	Denny Poland	Released
5/21	Junior Seau.....	Re-Signed
5/29	Eric Alexander and Randall Gay	Re-Signed

JUNE, 2007

6/1	Antwain Spann.....	Re-Signed
6/7	C.J. Jones.....	Signed
6/8	Rashad Moore and Kenny Smith	Signed
	Tony Case	Released

JULY, 2007

7/14	Corey Hilliard, Oscar Lua and Mike Richardson.....	Signed
7/17	Troy Brown.....	Re-Signed
	Justin Rogers and Justise Hairston	Signed
7/18	Clint Oldenburg	Signed
7/19	Chad Brown	Signed
	Jake Nordin, Jonathan Smith and Antwain Spann.....	Released
7/23	Kareem Brown and Mike Elgin	Signed
7/27	Justise Hairston.....	Released
	Troy Brown, Chad Jackson, Eddie Jackson Mel Mitchell, Richard Seymour, Donte Stallworth and David Thomas	Placed on PUP list
7/28	Brandon Meriweather	Signed (Draft Choice)
7/30	Chad Scott.....	Placed on Reserve/Injured

AUGUST, 2007

8/1	Mel Mitchell	Removed from PUP list
	Justise Hairston.....	Cleared waivers; on Reserve/Injured
8/6	Donte Stallworth	Removed from PUP list
	Quadtrine Hill.....	Released
8/7	Dante Wesley.....	Acquired via trade (CHI)
8/8	Marcellus Rivers	Signed
8/12	Brian Jones.....	Signed
	Matt Kranchick	Released
8/16	Chris Patrick	Claimed off of Waivers
	Brian Barthelmes and Josh Miller	Released
8/18	Vinny Testaverde	Signed
	Artrell Hawkins, Gemara Williams and Kyle Bissinger ...	Released
8/22	Tom Malone and Kenny Smith	Released
8/28	Asante Samuel	Signed
	Troy Brown, Chad Jackson and Eddie Jackson	Placed on Res./PUP
	Mike Richardson.....	Placed on Reserve/Injured
	Chris Patrick	Released
8/30	Chris Hanson	Signed
	Danny Baugher	Released

SEPTEMBER, 2007

9/1	David Thomas.....	Removed from PUP list
	Richard Seymour	Placed on Reserve/PUP
	Oscar Lua	Placed on Reserve/Injured
	Larry Anam, Chad Brown, Bam Childress, Chris Dunlap, Mike Elgin, Corey Hilliard, Brian Jones, C.J. Jones, Kelvin Knight, Corey Mays, Garrett Mills, Rashad Moore, Gene Mruczkowski, Clint Oldenburg, Marcellus Rivers, Justin Rogers, Quinton Smith, Vinny Testaverde, Santonio Thomas, Dante Wesley and Zach West	Released
9/3	Marcellus Rivers	Re-Signed
	David Herron	Claimed off of Waivers
	Bam Childress, Kyle Eckel, C.J. Jones, Corey Mays, Clint Oldenburg, Jason Rader and Santonio Thomas	Signed to Practice Squad
	Reche Caldwell.....	Released
9/8	Asante Samuel	Roster Exemption Lifted
	Corey Mays.....	Signed to active roster
	Santonio Thomas	Signed to active roster
	Tory James	Released
	Marcellus Rivers	Released
9/12	Chad Brown	Re-Signed
	David Herron	Released
	Justise Hairston.....	Released from Reserve/Injured
	Gemara Williams	Signed to Practice Squad
	Dan Connolly	Signed to Practice Squad
9/19	David Greene.....	Signed to Practice Squad
	Ray Ventrone	Signed to Practice Squad
	Clint Oldenburg	Released from Practice Squad
9/25	Antwain Spann.....	Signed to Practice Squad
	Gemara Williams	Released from Practice Squad
	Jason Rader	Placed on Practice Squad Reserve/Inj.
9/26	Zach West	Signed to Practice Squad
9/30	Jason Rader	Released Practice Squad Reserve/Inj.

OCTOBER, 2007

10/1	Kyle Eckel	Signed to active roster
	Corey Mays.....	Released
10/3	Marcellus Rivers	Re-Signed
	David Thomas	Placed on Reserve/Injured
10/6	Rodney Harrison.....	Roster Exemption Lifted
	Marcellus Rivers	Released
10/9	Tim Mixon.....	Signed to Practice Squad
	Pat Ross	Signed to Practice Squad
	Zach West	Released from Practice Squad
10/10	Marcellus Rivers	Re-Signed
	Chad Brown	Released
10/26	Santonio Thomas	Released
10/27	Richard Seymour	Activated from Reserve/PUP
10/29	Santonio Thomas	Signed to Practice Squad
	Pat Ross	Released from Practice Squad

NOVEMBER, 2007

11/2	Sammy Morris	Placed on Reserve/Injured
11/3	Ray Ventrone	Signed to active roster
11/6	Marcellus Rivers	Released
11/7	Chad Jackson	Activated from Reserve/PUP
	Eddie Jackson	Activated from Reserve/PUP
	Ray Ventrone	Released
11/9	Ray Ventrone	Signed to Practice Squad
11/20	Jason Rader	Signed to Practice Squad
	David Greene	Released from Practice Squad
11/27	Troy Brown	Activated from Reserve/PUP
	Chad Brown	Re-Signed
	Rosevelt Colvin.....	Placed on Reserve/Injured
	Kareem Brown	Released

DECEMBER, 2007

12/13	Stephen Spach	Signed
	Mike Wright	Placed on Reserve/Injured
12/18	Rashad Moore	Signed
	Rashad Baker and Eddie Jackson	Released
12/22	Ray Ventrone	Signed to active roster
12/27	Chad Brown	Released
12/28	Antwain Spann.....	Signed to active roster



THREE-TIME SUPER BOWL CHAMPIONS





DID YOU KNOW?

LB Eric Alexander

- Eric made his first and only career start in the 2006 AFC Championship Game, leading the Patriots with 10 solo tackles.

DB Willie Andrews

- Willie played his college ball at Baylor University under Head Coach Guy Morriss, who played with the Patriots from 1988-89.

TE Kyle Brady

- Kyle is a Civil War history enthusiast and has read many books on the subject while also visiting battle sites like Antietam and Gettysburg.
- Among Kyle's hobbies is flying. He owns his own single-engine Cirrus airplane and is a licensed pilot.

QB Tom Brady

- Tom took part in an eight-day visit to Africa last spring as part of a trip sponsored by DATA, an African advocacy organization founded by U2 lead singer Bono.
- Attended Junipero Serra High School in California, the same high school as NFL Hall of Famer Lynn Swann.
- Tom was drafted as a catcher by the Montreal Expos in the 18th round of the 1995 Major League Baseball draft.

T Wesley Britt

- Both of Wesley's younger brothers, Taylor and Justin, followed his footsteps to play college football at the University of Alabama. Taylor Britt graduated in 2005, while Justin played his senior season in the fall of 2007.

WR Troy Brown

- Troy hosted a night of bingo for charity in December with "Troy Brown Celebrity Bingo," to benefit Children's Hospital Boston, the United Way, the Celebrities for Charity Foundation and the Patriots Charitable Foundation.

LB Tedy Bruschi

- Tedy recently added the title of author to his long list of achievements, penning "Never Give Up: My Stroke, My Recovery, and My Return to the NFL" with Michael Holley, chronicling the stroke he suffered in February 2005 and his triumphant return to the playing field.

QB Matt Cassel

- Matt has an athletic family and has two brothers who are in professional baseball. His older brother Jack is a pitcher in the San Diego Padres organization and his younger brother Justin is also a pitcher in the Chicago White Sox system.

FB Kyle Eckel

- Kyle accumulated 2,906 rushing yards in his collegiate career, which stands as the fourth highest amount on the Naval Academy's all-time rushing list.
- In his high school career at Episcopal Academy in Philadelphia, Kyle shared the backfield with Detroit Lions running back Kevin Jones.

FB Heath Evans

- Heath plans to open and operate five Dunkin' Donuts stores in Alabama.

RB Kevin Faulk

- Kevin hosted a celebrity softball game in Brockton, Mass. in May to benefit the United Way of Massachusetts Bay and the United Way of Acadiana in his home state of Louisiana.

WR Jabar Gaffney

- Jabar comes from an athletic family. His father, Derrick, played eight seasons for the New York Jets. Jabar is also cousins with Philadelphia Eagles cornerback Lito Sheppard.

CB Randall Gay

- Randall played on back-to-back championship teams in college with the 2003 Louisiana State University BCS Champions and the 2004 Super Bowl Champion New England Patriots.

K Stephen Gostkowski

- Stephen set the NFL record for extra points with 74 in 2007.
- Stephen played baseball and football at Memphis University.

DL Jarvis Green

- Jarvis interned at two Providence, R.I. restaurants during the offseason in preparation for the opening of his sports bar and grill "The Capitol," which is located in his hometown of Donaldsonville, La.
- Jarvis comes from an athletic family and has two cousins that are currently playing in the NFL. Howard Green is a defensive lineman with the Seattle Seahawks and Skyler Green is a wide receiver with the Cincinnati Bengals. Howard, Skyler and Jarvis all played football at Louisiana State University.

QB Matt Gutierrez

- Matt never lost a game in his high school career as the quarterback at DeLaSalle High in California and compiled a passer rating of 206.7 for his senior season.

P Chris Hanson

- Punting in light of the league's most prolific offense, Chris attempted a league-low 44 punts in 2007.

S Rodney Harrison

- Rodney earned the Patriots 2006 Ed Block Courage Award voted on by his teammates.

CB Ellis Hobbs III

- Ellis donated a portion of his wardrobe through the Patriots Charitable Foundation.
- Ellis lists an alternate career choice as an animator for Walt Disney and majored in Art and Visual Communication at Iowa St.

G Russ Hochstein

- Russ participated in the annual Salvation Army Holiday Part at Gillette Stadium and was part of the winning "Wrap a Pat" contest with mascot Pat Patriot.

LB Larry Izzo

- Larry was a finalist in the NFL's "Super Ad: Who Wants it More?" Super Bowl ad contest this season.
- Larry has helped to raise more than \$400,000 in two years for the Massachusetts Soldiers Fund, Home for Our Troops, the Fallen Patriot Fund and others with his "Larry-oke" celebrity karaoke night in Boston.

WR Chad Jackson

- Chad attended Hoover High School in Birmingham, Alabama, the same school that was featured by MTV's "Two-a-Days." He also was named Alabama's Mr. Football as a senior.

T Nick Kaczur

- Nick hails from Brantford, Ontario, Canada, which also happens to be the hometown of NHL legend Wayne Gretzky.

C Dan Koppen

- Dan has spent a third of his life playing football in the Boston area, playing four years of college football at Boston College and the last five seasons with the Patriots.

T Matt Light

- Matt has hosted his annual "Matt Light Celebrity Shoot-Out" clay shooting tournament to benefit his Light Foundation.

G Logan Mankins

- Logan grew up on a 10,000-acre cattle ranch in California. He and his father, Tim, comprise a prize-winning roping team.
- In his third pro season, Logan has started 48 straight regular-season games to start his career.

RB Laurence Maroney

- Laurence's nickname is "Kool Aid," which he earned growing up in St. Louis after he poured a pitcher of the sugary stuff on a fire that has started in his backyard. The name has stuck ever since.



THREE-TIME SUPER BOWL CHAMPIONS





DID YOU KNOW?

S Brandon Meriweather

- If Brandon weren't playing in the NFL, he said he'd likely be a high school math teacher and football coach.

S Mel Mitchell III

- Mel was a consensus All-America pick at the University of Western Kentucky and was teammates there with Indianapolis Colts safety Joseph Jefferson. Mitchell and Jefferson were each selected in the 2002 NFL draft.

DL Rashad Moore

- Rashad played only two seasons of football in high school and was an All-Metro and All-Area selection in basketball at Johnson High School in Huntsville, Alabama.

WR Randy Moss

- Randy owns several franchises of Inta Juice, a Colorado-based juice bar chain, and sits on its national board of directors.
- Playing alongside Miami Heat point guard Jason Williams, Randy was twice named West Virginia's High School basketball Player of the Year.

G Stephen Neal

- Steve was a championship wrestler at Cal State-Bakersfield and didn't play football in college. He compiled a 151-10 career record and won the Dan Hodge Award, which is known as the Heisman Trophy of collegiate wrestling, in 1999.

T Ryan O'Callaghan

- After his senior season at Cal, Ryan was awarded the Morris Trophy, which is given to the most outstanding offensive and defensive linemen in the Pac-10 Conference

LS Lonie Paxton

- Lonie is a distant descendant of King Leonidas of Sparta, who fought the invading Persian army at the epic Battle of Thermopylae and was featured in "300," the recent graphic novel and movie of the same name.

CB Asante Samuel

- Asante's name means "Thank You" in Swahili.
- Ten minutes before Asante's final high school game, he replaced the team's injured starting quarterback and threw two touchdown passes.

S James Sanders

- James was part of a solid defensive backfield at Fresno State University. Carolina Panthers cornerback Richard Marshall, Minnesota Vikings cornerback Marcus McCauley and Green Bay Packers safety Tyrone Culver and Sanders were all teammates on the Bulldogs squad.

LB Junior Seau

- The Junior Seau Foundation is one of the largest and most successful organizations of its kind and was ranked 13th in a Wall Street Journal report.
- Junior owns Seau's The Restaurant in San Diego, California.

DL Richard Seymour

- Richard plays the trombone.
- At 6-6 and 310 pounds, Richard also wear a size 17 shoe, the largest on the team.

DL Le Kevin Smith

- Le Kevin notes drawing, painting and photography among his hobbies and some of his drawings of roses hang in a hospital in his hometown of Macon, Georgia.
- Le Kevin can complete a standing back flip.

TE Stephen Spach

- Stephen is a versatile musician who can play guitar and bass.

CB Antwain Spann

- Antwain attended El Camino High School in Oceanside, Calif. That high school is the rival of Oceanside High, which was attended by Patriots linebacker Junior Seau.

WR Donte' Stallworth

- Donte' has been a contributing correspondent ESPN's "Rome is Burning."
- Donte' is a part owner of "O" restaurant in Miami along with former Boston Celtics star Antoine Walker.

LB Adalius Thomas

- Adalius established the S.L.A.S.H. (Sportsmen Lifting Academics & Sponsoring Hope) Foundation which focuses on mentoring programs for children in grades 3-7.
- As a senior at Central Coosa High School, Adalius was named the Alabama Class 4A Player of the Year in basketball after leading his team to a state championship and a 31-1 record. Adalius also played basketball at Southern Mississippi and played against the likes of future NBA stars Kenyon Martin and Danny Fortson.

S Ray Ventrone

- Ray learned Spanish and German while playing in NFL Europa.

LB Mike Vrabel

- Mike's Second and Seven Foundation, which he started with his Ohio State teammates Ryan Miller and Luke Fickell to promote literacy in central Ohio, held its eighth annual FUNDamental Football Camp in 2007.
- Mike was a Pre-Med major at Ohio State.

DL Ty Warren

- Through his "First & Goal" foundation, Ty provided 25 youngsters from the Boys and Girls Club of Brockton with a shopping spree to Bob's Stores as part of his "Ty Warren's Holiday Blitz."

WR Kelley Washington

- Drafted by the Florida Marlins in 1997, Kelley was a teammate of Boston Red Sox ace Josh Beckett with the Kane Country (Ill.) Cougars, a Class A affiliate of the Marlins.

TE Benjamin Watson

- Benjamin spent part of his offseason on a USO tour, visiting U.S. military bases in Iraq and Afghanistan with three other NFL players.

WR Wes Welker

- Wes established the "83 Foundation" to provide for underprivileged children in his hometown of Oklahoma City.
- In a game against the Patriots in 2004, Wes became the first played in NFL history to return a punt, return a kick, kick a field goal, kick an extra point and kick off in the same game.

DL Vince Wilfork

- Vince and his wife, Bianca, host an annual draft day fundraiser to support the Diabetes Research Institute. The event has helped to raise more than \$150,000 for the cause.

S Eugene Wilson

- Eugene just recently took up golf and made it to the finals of the longest drive competition at the Patriots' 2007 Charitable Foundation Gold Tournament.
- After being cut from the basketball team as a seventh-grader, Eugene started amateur boxing. His father, Eugene, was his trainer.

LB Pierre Woods

- Pierre played high school football with the Miami Dolphins' Ted Ginn, Jr. and the Buffalo Bills' Donte Whitner. He was an extremely versatile player, seeing time at linebacker, wide receiver, tight end, defensive end and punter Glenville High School in Ohio.

G Billy Yates

- Billy's cousin, Taje Allen, played cornerback for the St. Louis Rams and the Kansas City Chiefs.



THREE-TIME SUPER BOWL CHAMPIONS





PATRIOTS IN THE COMMUNITY



August 27 – Charitable Foundation Kickoff Gala

The entire 2007 Patriots team was present at the Kickoff Gala, where both players and coaches mingled with over 800 Patriots fans, who were all present to support the Patriots Charitable Foundation. The annual Ron Burton Patriots Community Service Award was presented to Ty Warren by Chairman and CEO Robert Kraft. In total, the event raised hundreds of thousands of dollars for the Patriots Charitable Foundation.




September – Kids Café Visits

During the month of September, Patriots players and staff visited local Kids Cafés, after-school meals programs for children from low-income families. Larry Izzo, Kevin Faulk, Vince Wilfork and Patriots executive chef Brad Ozerdem served meals to the kids and then spoke to the group about the importance of nutrition and eating a healthy diet. The Patriots partnered with Shaw's during the month of September to raise money for Kids Cafés, which are located in Boys & Girls Clubs.



October 9 – Hometown Huddle

Eric Alexander, Willie Andrews, Ellis Hobbs, Ty Warren and Patriots Hall of Famer Andre Tippett participated in the 2007 NFL-United Way Hometown Huddle when they visited the Jordan Boys & Girls Club of Chelsea. The players demonstrated a variety of athletic drills and then taught the children how to make healthy snacks.



October 28 – Tedy Bruschi Make A Wish Visit

Tedy Bruschi met with 15-year old Jared LaCombe after the Washington Redskins game as a part of the Make A Wish Foundation of Massachusetts' wish granting program. After the game, LaCombe and his family met with Bruschi in the team dining room where Bruschi presented him with a personalized jersey and an autographed copy of his book, "Never Give Up: My Stroke, My Recovery & My Return to the NFL."



THREE-TIME SUPER BOWL CHAMPIONS





PATRIOTS IN THE COMMUNITY



November 19 – Thanksgiving Basket Giveaway

Kyle Eckel, Kevin Faulk, Mel Mitchell, Ty Warren, Benjamin Watson and Andre Tippett joined Robert and Myra Kraft as they helped distribute 200 holiday baskets filled with all the Thanksgiving trimmings to local families in need. Basket recipients were individuals who were enrolled in or had recently graduated from Goodwill's job training programs. Others had children who participate in Goodwill's youth programs.



December 4 – Pine Street Inn

Larry Izzo, Chad Jackson, Laurence Maroney and Andre Tippett teamed up with student athletes from Boston English High School to visit the Pine Street Inn, a not-for-profit organization that provides shelter and hot meals to Boston's homeless individuals. While there, the players served dinner to the Inn's guests and prepared and packaged sandwiches to later be distributed throughout the city via the Pine Street Inn Outreach Van.



December 11 – Ty Warren's Holiday Blitz

Patriots defensive lineman Ty Warren made holiday dreams come true when he gave 25 children from the Boys & Girls Club of Brockton, Mass. the chance to go on a holiday shopping spree with Patriots players at Bob's Stores in Franklin. Warren (pictured) and many of his teammates, including Eric Alexander, Wesley Britt, Kevin Faulk, Randall Gay, Stephen Gostkowski, Richard Seymour, Adalius Thomas, Santonio Thomas, Vince Wilfork, Pierre Woods, and strength and conditioning coach Mike Woicik were paired with a child who they shopped with for the entire evening. Each child was given \$300 to spend as they wished, courtesy of Warren's "1st and Goal" Foundation, the Patriots Charitable Foundation and Bob's Stores.



December 18– Salvation Army Holiday Party

The Patriots welcomed nearly 250 children from local Salvation Army centers to Gillette Stadium for the 15th annual holiday party. Wesley Britt, Tedy Bruschi, Rodney Harrison, Russ Hochstein, Richard Seymour and David Thomas visited with the kids, signed autographs, and played holiday games such as Wrap-A-Pat (pictured).



THREE-TIME SUPER BOWL CHAMPIONS





PATRIOTS IN THE COMMUNITY

Patriots players, coaches and staff members participated in a wide variety of community events throughout the 2007 season. Below is a small sample of Patriots community events from 2007. For more information on Patriots community involvement, please contact Kimberly Folkes at 508-549-0218.

LB Eric Alexander

- Eric Alexander was part of a group of players that participated in the 2007 NFL-United Way Hometown Huddle when they visited the Jordan Boys & Girls Club of Chelsea. The players demonstrated a variety of athletic drills and then taught the children how to make healthy snacks.

DB Willie Andrews

- Willie Andrews attended the 5th annual Multiple Myeloma walk to visit with participants and officially start the race. He spoke to the crowd before the start of the race about the importance of finding a cure for multiple myeloma, which took the life of Ron Burton, the first player ever drafted by the Patriots.
- Andrews was part of a group of players that participated in the 2007 NFL-United Way Hometown Huddle when they visited the Jordan Boys & Girls Club of Chelsea. The players demonstrated a variety of athletic drills and then taught the children how to make healthy snacks.

QB Tom Brady

- During the 2007 offseason, Tom Brady took a trip to Africa organized by DATA (debt AIDS trade Africa), the African advocacy organization founded by U2's Bono. Brady's 8-day trip took him through Ghana and Uganda, where he visited health clinics, schools and other projects that are saving and transforming lives in Africa with the support of American funding and international cooperation.

LB Tedy Bruschi

- Tedy Bruschi met with 15-year old Jared LaCombe after the Washington Redskins game as a part of the Make A Wish Foundation of Massachusetts' wish granting program. After the game, LaCombe and his family met with Bruschi in the team dining room where Bruschi presented him with a personalized jersey and an autographed copy of his book, "Never Give Up: My Stroke, My Recovery & My Return to the NFL".
- Bruschi was part of a group of players that welcomed nearly 250 children from local Salvation Army centers to Gillette Stadium for the 15th annual New England Patriots Salvation Army holiday party, where they visited with the kids, signed autographs, and played holiday games such as Wrap-A-Pat.

RB Kevin Faulk

- Kevin Faulk was part of a group of Patriots players who passed out baskets full of food at Morgan Memorial Goodwill Industries in Boston. The baskets, which included turkeys, vegetables, stuffing and pies, among other items for use in making Thanksgiving dinner, were giving to individuals who were enrolled in Goodwill's job training program.
- Faulk visited a local Kids Café, an after-school meals program for children from low-income families where he served meals to the kids and then spoke to the group about the importance of nutrition and eating a healthy diet.

K Stephen Gostkowski

- Stephen Gostkowski spoke to nearly 500 Medford-area elementary school students on the subjects of reading and staying in school. He interacted with the kids one-on-one by inviting them up to the stage and asking them to discuss their favorite books, teaching an important lesson about the importance of reading to the children's future.

DE Jarvis Green

- Jarvis Green took part the first annual BELL Bowl by acting as a flag football coach during the charity game. The event raised money for the BELL Foundation, an organization that provides after-school and summer learning programs for areas in need.

S Rodney Harrison

- Rodney Harrison was part of a group of players that welcomed nearly 250 children from local Salvation Army centers to Gillette Stadium for the 15th annual New England Patriots Salvation Army holiday party, where they visited with the kids, signed autographs, and played holiday games such as Wrap-A-Pat.

CB Ellis Hobbs

- Ellis Hobbs was part of a group of players that participated in the 2007 NFL-United Way Hometown Huddle when they visited the Jordan Boys & Girls Club of Chelsea. The players demonstrated a variety of athletic drills and then taught the children how to make healthy snacks.

OL Russ Hochstein

- Russ Hochstein was one of several Patriots players who welcomed nearly 250 children from Boston and Providence Salvation Army centers to Gillette Stadium for the 15th annual New England Patriots-Salvation Army holiday party. The players visited with the kids, signed autographs and played holiday games such as Wrap-A-Pat, a game in which the kids work in teams to wrap Patriots players with wrapping paper and bows.

LB Larry Izzo

- Izzo was part of a group of Patriots players who passed out baskets full of food at Morgan Memorial Goodwill Industries in Boston. The baskets, which included turkeys, vegetables, stuffing and pies, among other items for use in making Thanksgiving dinner, were giving to individuals who were enrolled in Goodwill's job training program.
- Izzo visited a local Kids Café, an after-school meals program for children from low-income families where he served meals to the kids and then spoke to the group about the importance of nutrition and eating a healthy diet.

WR Chad Jackson

- Chad Jackson was part of a group of players that teamed up with student athletes from Boston English High School to visit the Pine Street Inn, a not-for-profit organization provides shelter and hot meals to Boston's homeless individuals. While there, the players served dinner to the Inn's guests and prepared and packaged sandwiches to later be distributed throughout the city via the Pine Street Inn Outreach Van.

C Dan Koppen

- Dan Koppen attended the annual Champions for Children's Hospital dinner to lend his support to the largest annual fundraising event in Boston. After visiting the hospital patients several times, Koppen has annually attended this event to help raise awareness of the hospital's mission.



THREE-TIME SUPER BOWL CHAMPIONS





PATRIOTS IN THE COMMUNITY

OL Matt Light

- Matt Light held his third annual celebrity shootout to raise money for the Light Foundation, the non-profit organization he established in 2002. The clay-shooting competition was held at Addieville East Farm in Mapleville, R.I. and raised nearly \$100,000 for the Light Foundation.

RB Laurence Maroney

- Laurence Maroney was part of a group of players that teamed up with student athletes from Boston English High School to visit the Pine Street Inn, a not-for-profit organization provides shelter and hot meals to Boston's homeless individuals. While there, the players served dinner to the Inn's guests and prepared and packaged sandwiches to later be distributed throughout the city via the Pine Street Inn Outreach Van.

DL Richard Seymour

- Richard Seymour took part in the NFL/JC Penney Take a Player to School Day when he accompanied fourth grader Tabitha May to East Elementary School in Sharon, Mass. Seymour spoke to the students about the importance of having positive role models and looking up to and respecting their parents and teachers.
- Bruschi was part of a group of players that welcomed nearly 250 children from local Salvation Army centers to Gillette Stadium for the 15th annual New England Patriots Salvation Army holiday party, where they visited with the kids, signed autographs, and played holiday games such as Wrap-A-Pat.

LB Adalius Thomas

- Adalius Thomas spent the afternoon visiting patients and handing out gifts at Children's Hospital Boston to kick off the holiday season. Thomas took time visiting several different units to visit with the kids in the floor-wide activity rooms before going room-to-room to see patients that weren't able to leave their rooms. Thomas gave out Patriots memorabilia donated by RE/MAX and made sure to pose for a photo and sign autographs for dozens of patients.

LB Mike Vrabel

- Mike Vrabel served as the honorary chairperson for the third annual Food Allergy and Anaphylaxis Network's "Walk for Food Allergy: Moving Toward a Cure". The purpose of the walk, held at Borderland State Park in Easton, Mass., was to increase awareness about various food allergies affecting both children and adults. Vrabel has seen first-hand how food allergies can affect children, as his son is allergic to milk, beef, and peanut butter. Along with his wife, Jen, he is working to raise awareness of the cause.

DL Ty Warren

- Ty Warren was honored by Robert Kraft as the fifth annual New England Patriots Ron Burton Community Service Award recipient. The award is named in honor of Ron Burton, the first player drafted by the team who was known for his widespread charitable work throughout Eastern and Central Massachusetts.
- Warren was part of a group of players that participated in the 2007 NFL-United Way Hometown Huddle when they visited the Jordan Boys & Girls Club of Chelsea. The players demonstrated a variety of athletic drills and then taught the children how to make healthy snacks.
- Warren was part of a group of Patriots players who passed out baskets full of food at Morgan Memorial Goodwill Industries in Boston. The baskets, which included turkeys, vegetables, stuffing and pies, among other items for use in making Thanksgiving dinner, were giving to individuals who were enrolled in Goodwill's job training program.

DL Ty Warren (Cont.)

- Through his 1st and Goal Foundation, Warren took 11 families from Foxborough, Franklin and Mansfield shopping for the Thanksgiving holidays. Warren and his wife, Kesha, partnered with Shaw's Supermarkets to provide the families with everything necessary to make a Thanksgiving meal.
- Through his Foundation, Warren sponsored a shopping spree for 25 children from the Boys & Girls Club of Brockton. Many of his teammates were on hand to escort the kids around the Bob's Store and assist them with their purchases. The sole requirement was that each child purchase a winter coat, but the remainder of their \$300 allotment could be used however they wished.

TE Benjamin Watson

- Benjamin Watson was part of a group of Patriots players who passed out baskets full of food at Morgan Memorial Goodwill Industries in Boston. The baskets, which included turkeys, vegetables, stuffing and pies, among other items for use in making Thanksgiving dinner, were giving to individuals who were enrolled in Goodwill's job training program.

WR Wes Welker

- Wes Welker joined every New England State Treasurer, officials from the Jump\$tart Coalition and Visa in the Patriots visitor locker room at Gillette Stadium to talk to high school students from across the region about the importance of fiscal literacy. To help teach the valuable financial lessons, the Welker joined the students in playing "Financial Football," an NFL-themed, interactive, money management video game.

DL Vince Wilfork

- Vince Wilfork visited a local Kids Café, an after-school meals program for children from low-income families where he served meals to the kids and then spoke to the group about the importance of nutrition and eating a healthy diet. He also acted as the spokesperson for the Patriots official fundraising campaign for Kids Café programs throughout New England.
- Wilfork visited Massachusetts General Hospital several times in 2007 to pay tribute to the support staff and other hospital workers. He attended a staff recognition banquet where he signed autographs and posed for photographs with staff members and their families.
- Wilfork took part the first annual BELL Bowl by acting as a flag football coach during the charity game. The event raised money for the BELL Foundation, an organization that provides after-school and summer learning programs for areas in need.

LB Pierre Woods

- Pierre Woods attended the 5th annual Multiple Myeloma walk to visit with participants and officially start the race. He spoke to the crowd before the start of the race about the importance of finding a cure for multiple myeloma, which took the life of Ron Burton, the first player ever drafted by the Patriots.
- Woods made a trip to Foxborough High School to speak to the fall athletes at on the topics of drugs and alcohol. He stressed the importance of making smart, healthy decisions and not following the crowd or succumbing to peer pressure.



THREE-TIME SUPER BOWL CHAMPIONS





PATRIOTS FOOTBALL NETWORK

The **Patriots Football Network (PFN)** is the full portfolio of media offerings from the three-time Super Bowl Champion New England Patriots. PFN provides Patriots content produced both in-house and with media partners spanning print, television, radio and the Internet.

PATRIOTS ALL ACCESS

Patriots All Access, winner of the 2007 New England Emmy Award for Best Sports Series, airs weekly throughout the season on WCVB-TV and a network of regional affiliates. The show can also be seen anytime on Comcast On Demand. Patriots All Access features exclusive, behind-the-scenes access and in-depth weekly features on Patriots players and personnel. Hosted by WCVB's Mike Lynch, the show features weekly sit-downs with Coach Bill Belichick including the popular "Belestrator" segment where the coach breaks down upcoming opponents.



Saturdays at 7:00 p.m. and Sundays at 10:00 a.m. on **WCVB-TV Channel 5 in Boston**
Sundays at 1:30 a.m. on **WPRI-TV Channel 12 in Providence**, Saturdays at 7:00 p.m. on **WFXQ-TV in Springfield**
Also available 24 hours a day on **Comcast On Demand**

TOTALLY PATRIOTS



Totally Patriots, a youth-oriented football show, airs each Sunday morning on WCVB, Channel 5 in Boston. The show, hosted by Kerry Connolly, is geared towards young fans and includes a health and fitness segment as well as a weekly football tips feature with Patriots Hall of Fame linebacker Andre Tippett and a current Patriots player. Other features and segments emphasize the importance of an active lifestyle and let young football players hear directly from the pros. Check your local listings for other times and locations.

Sundays at 11:00 a.m. on **WCVB-TV Channel 5**
Also available 24 hours a day on **Comcast On Demand**

PATRIOTS TODAY AND PATRIOTS THIS WEEK

PATRIOTS TODAY: Available daily on Comcast On Demand and at Patriots.com

PATRIOTS THIS WEEK: Saturdays at 10:30 p.m. on WSBK Channel 38

Patriots Today, the team's newest media offering, gives fans a daily, in-depth look at the club that is unmatched by any other outlet. The show is hosted by Kristina Akra with daily reports from Brian Lowe and twice-weekly analysis from PFW's Paul Perillo. This daily half-hour Webcast is dedicated exclusively to the Patriots and provides daily features, reports and commentary that will satisfy every fan's daily Patriots fix. Every Saturday night during the season on Channel 38, Kristina Akra will bring you *Patriots This Week*, providing a thorough recap of each week's developments.

PATRIOTS.COM

NEWS

Patriots.com features daily updates and exclusive content from the writers of *Patriots Football Weekly*, offering everything from breaking news to player features and the popular "Ask PFW" postings.

VIDEO

The first professional sports team website to offer streaming video provides Patriots fans with a variety of exclusive video content. Visitors can choose their channel and watch exclusive video from news to cheerleaders. Patriots.com also features video of every Patriots press conference, including postgame press conferences and Coach Belichick's weekday media updates.

AUDIO

"PFW In Progress," available exclusively on Patriots.com, is a weekly online program that features candid commentary from the writers of *Patriots Football Weekly*. Patriots.com also offers podcasts and streaming audio of every press conference.

PATRIOTS FRIDAY ON 890 ESPN BOSTON

ESPN Boston has the exclusive rights to broadcast "Patriots Friday" from Gillette Stadium each week during the season. ESPN Boston's Mike Felger hosts the show from 3:00 p.m. to 6:00 p.m. each Friday and will be joined by prominent Patriots.

ESPN Radio Boston

890 AM (Boston/Dedham), 1400 AM (Lowell/Lawrence)

Time (Fridays)	Show	Guests
3:00 – 6:00 p.m.	The Mike Felger Show	Troy Brown, Mike Vrabel and Matt Light

WBCN PATRIOTS ROCK RADIO NETWORK

For the 13th consecutive season, WBCN is proud to be the flagship station for the Patriots Rock Radio Network. Every Patriots game was heard on WBCN (104.1 FM) and its network of 35 stations throughout all six New England states. WBCN's pregame and postgame shows can be heard before and after each game, beginning three hours before kickoff.



FLAGSHIP STATION
WBCN
Boston ★ 104.1 FM



MASSACHUSETTS

WAQY	Springfield	102.1 FM
WBEC	Pittsfield	1420 AM
WEIM	Fitchburg	1280 AM
WNAW	N. Adams	1230 AM
WBSM	New Bedford	1420 AM
WPVQ	Greenfield	95.3 FM
WSAR	Fall River	1480 AM
WSBS	Gt. Barrington	860 AM
WWFX	Worcester	100.1 FM
WXTK	Hyannis	95.1 FM

MAINE

WEBB	Augusta	98.5 FM
WWMJ	Bangor	97.7 FM
WBLM	Portland	102.9 FM
WEGP	Presque Isle	1390 AM

CONNECTICUT

WCCC	Hartford	106.9 FM
WLXM	New London	102.3 FM
WINY	Putnam	1350 AM

NEW YORK

WEAV	Plattsburgh	960 AM
------	-------------	--------

NEW HAMPSHIRE

WTPL	Concord	107.7 FM
WSAK	Hampton	102.1 FM
WWHQ	Laconia	101.5 FM
WVRR	Lebanon	101.7 FM
WGAM	Nashua	900 AM
WPKQ	N. Conway	103.7 FM
WKBR	Manchester	1250 AM
WSHK	Portsmouth	105.3 FM

RHODE ISLAND

WSKO	Providence	99.7 FM
WSKO	Providence	790 AM

VERMONT

WSNO	Barre	1450 AM
WBTN	Bennington	1370 AM
WKVT	Brattleboro	92.7 FM
WXZO	Burlington	96.7 FM
WIKI	Newport	1490 AM
WEXP	Rutland	101.5 FM
WSTJ	St Johnsbury	1340 AM
WMXR	Woodstock	93.9 FM

PATRIOTS MONDAY ON WEEI

Sports Radio WEEI has the exclusive rights to broadcast "Patriots Monday" from Gillette Stadium every week during the season. The daylong programming lineup offers fans unique access from Bill Belichick, Tom Brady and other star players.

Sports Radio WEEI

850 AM (Boston), 103.7 FM (Providence),
1440 AM (Worcester), 105.5 FM (Springfield)

Time (Mondays)	Show	Guest(s)
6:00 – 10:00 a.m.	Dennis and Callahan	Tom Brady
10:00 a.m. – 2:00 p.m.	Dale and Holley	Stars of the Week
2:00 – 6:00 p.m.	The Big Show	Coach Belichick



THREE-TIME SUPER BOWL CHAMPIONS



2007 SEASON – GAME #1

NEW ENGLAND PATRIOTS 38, NEW YORK JETS 14

Sunday, Sept. 9, 2007 ★ Giants Stadium, East Rutherford, NJ ★ 1:00 p.m. EDT
 Att: 77,900 ★ Surface: Field Turf ★ Weather: Clear ★ Temp: 84°F ★ Wind: SW 10 mph ★ Time of Game: 2:47



SCORING SUMMARY

	1	2	3	4	F
New England (1-0-0) «	7	7	14	10	38
New York (0-1-0)	0	7	7	0	14

TEAM STATISTICS

	Visitor: NE	Home: NY
TOTAL FIRST DOWNS	28	17
THIRD DOWN EFFICIENCY	6-9-67%	4-11-36%
FOURTH DOWN EFFICIENCY	0-1-0%	0-1-0%
TOTAL NET YARDS	431	227
Total Offensive Plays	65	55
NET YARDS RUSHING	134	60
NET YARDS PASSING	297	167
PUNTS Number and Average	1-53.0	5-41.0
PENALTIES Number and Yards	4/16	2/20
FUMBLES Number and Lost	0/0	0/0
EXTRA POINTS Made-Attempts	5/5	2/2
FIELD GOALS Made-Attempts	1/1	0/0
RED ZONE EFFICIENCY	3-4-75%	2-2-100%
TIME OF POSSESSION	33:09	26:51

SCORING PLAYS

Team	Qtr	Time	Play Description (Extra Point) (Drive Info)	Visitor	Home
Patriots	1	5:12	W.Welker 11yd. pass from T.Brady (S.Gostkowski kick) (12-91, 5:39)	7	0
Jets	2	4:15	L.Coles 7 yd. pass from C.Pennington (M.Nugent kick) (10-66, 6:22)	7	7
Patriots	2	1:07	B.Watson 5 yd. pass from T.Brady (S.Gostkowski kick) (9-73, 3:08)	14	7
Patriots	3	14:46	E.Hobbs 108 yd. kickoff return (S.Gostkowski kick) (0-0, 0:14)	21	7
Patriots	3	7:01	R.Moss 51 yd. pass from T.Brady (S.Gostkowski kick) (5-85, 2:48)	28	7
Jets	3	2:19	L.Coles 1 yd. pass from C.Pennington (M.Nugent kick) (9-70, 4:42)	28	14
Patriots	4	6:51	S.Gostkowski 22 yd. Field Goal (17-75, 10:28)	31	14
Patriots	4	1:58	H.Evans 1 yd. run (S.Gostkowski kick) (8-53, 4:04)	38	14

INDIVIDUAL STATISTICS

NEW ENGLAND PATRIOTS

RUSHING	ATT	YDS	AVG	LG	TD
L.Maroney	20	72	3.6	11	0
S.Morris	11	54	4.9	13	0
T.Brady	1	4	4.0	4	0
K.Faulk	1	4	4.0	4	0
H.Evans	2	1	0.5	1	1
M.Cassel	1	0	0.0	0	0
M.Gutierrez	1	-1	-1.0	-1	0
Total	37	134	3.6	13	1

PASSING	ATT	CMP	YDS	SK/YD	TD	LG	IN	RT
T.Brady	28	22	297	0/0	3	51	0	146.6
Total	28	22	297	0/0	3	51	0	146.6

PASS RECEIVING	NO	YDS	AVG	LG	TD
R.Moss	9	183	20.3	51	1
W.Welker	6	61	10.2	13	1
S.Morris	2	11	5.5	6	0
B.Watson	2	9	4.5	5	1
D.Stallworth	1	19	19.0	19	0
K.Faulk	1	9	9.0	9	0
J.Gaffney	1	5	5.0	5	0
Total	22	297	13.5	51	3

INTERCEPTIONS	NO	YDS	AVG	LG	TD
Total	0	0	0	0	0

PUNTING	NO	YDS	AVG	TB	IN20	LG
C.Hanson	1	53	53	1	0	53
Total	1	53	53	1	0	53

PUNT RETURNS	NO	YDS	AVG	FC	LG	TD
W.Welker	2	6	3.0	0	6	0
K.Faulk	0	0	0.0	2	0	0
[TOUCHBACK]	1	0	0.0	0	0	0
Returns	2	6	3.0	2	6	0

KICKOFF RETURNS	NO	YDS	AVG	FC	LG	TD
E.Hobbs	3	156	52.0	0	108	1
Returns	3	156	52.0	0	108	1

NEW YORK JETS

RUSHING	ATT	YDS	AVG	LG	TD
T.Jones	14	42	3.0	12	0
L.Washington	4	15	3.8	5	0
C.Pennington	1	3	3.0	3	0
Total	19	60	3.2	12	0

PASSING	ATT	CMP	YDS	SK/YD	TD	LG	IN	RT
C.Pennington	21	16	167	4/30	2	17	0	130.5
K.Clemens	10	5	35	1/5	0	11	0	58.3
Total	31	21	202	5/35	2	17	0	107.2

PASS RECEIVING	NO	YDS	AVG	LG	TD
L.Coles	7	59	8.4	17	2
J.Cotchery	6	57	9.5	11	0
L.Washington	3	30	10.0	16	0
C.Baker	2	29	14.5	16	0
W.Wright	1	11	11.0	11	0
J.McCareins	1	10	10.0	10	0
T.Jones	1	6	6.0	6	0
Totals	21	202	9.6	17	2

INTERCEPTIONS	NO	YDS	AVG	LG	TD
Total	0	0	0	0	0

PUNTING	NO	YDS	AVG	TB	IN20	LG
B.Graham	5	205	41.0	1	2	58
Total	5	205	41.0	1	2	58

PUNT RETURNS	NO	YDS	AVG	FC	LG	TD
[TOUCHBACK]	1	0	0.0	0	0	0
Returns	0	0	0	0	0	0.0

KICKOFF RETURNS	NO	YDS	AVG	FC	LG	TD
L.Washington	5	114	22.8	0	32	0
J.Miller	1	26	26.0	0	26	0
[TOUCHBACK]	1	0	0.0	0	0	0
Returns	6	140	23.3	0	32	0



GAME 1: PATRIOTS 38, JETS 14

PATRIOTS 38, JETS 14

September 9, 2007 ★ Giants Stadium (Att: 77,900)

	1	2	3	4	Final
New England Patriots	7	7	14	10	— 38
New York Jets	0	7	7	0	— 14

The Patriots opened the 2007 season with a convincing road victory over a division rival, defeating the New York Jets, 38-14. New England used 24 second-half points to put the game out of reach, as a solid effort in all three phases of the game resulted in an encouraging beginning to the campaign.

On offense, Randy Moss compiled 183 receiving yards on nine catches, turning in the third-most prolific day for a receiver in Patriots history (in terms of receiving yardage) and totaling the third-highest receiving yardage total of his career. Tom Brady also turned in a superlative performance, as his 146.6 passer rating was the third best of his career. New England ground out three drives of 10 plays or longer and in its four red zone trips came away with three touchdowns and a field goal.

On defense, the Patriots sacked New York quarterbacks five times, as Mike Vrabel totaled 2.5 sacks and Jarvis Green added a pair of sacks. New England allowed just 60 rushing yards as the Jets made six first downs on their non-scoring drives.

New England's special teams produced a 108-yard kickoff return for a touchdown by Ellis Hobbs, the longest kickoff return in the NFL's 88-year history.

The Patriots started strong, compiling a 12-play, 91-yard scoring drive on their first offensive possession, ending in an 11-yard touchdown strike from Brady to Wes Welker. New York tied the score at seven midway through the second quarter, but on the ensuing drive, the Patriots marched down the field to reclaim the lead, 14-7, on a 5-yard touchdown pass from Brady to tight end Benjamin Watson.

In the second half, New England came out of the gates quickly, as Hobbs returned the opening kickoff 108 yards for a touchdown and a 21-7 Patriots advantage. On New England's next possession, Brady found Moss for a 51-yard touchdown and a 28-7 Patriots lead. A Jets score on their ensuing possession cut the lead to 28-14 entering the fourth quarter, but 10 unanswered points for the Patriots in the final period – a 22-yard Stephen Gostkowski field goal and a 1-yard scoring run by Heath Evans – put it away as the Patriots headed home with a 38-14 win.

LONGEST KICKOFF RETURN IN NFL HISTORY

Ellis Hobbs returned the opening kickoff of the second half 108 yards for a touchdown, recording the longest kickoff return in NFL history and tying for the longest play in NFL history. The kickoff return for a touchdown was the second of Hobbs's career, with his other coming on Dec. 17, 2006 on a 93-yard return against the Houston Texans. Hobbs's 108-yard kickoff return surpasses the previous NFL record of 106 yards, achieved three times, last by Roy Green of the St. Louis Cardinals in 1979. Hobbs's play ties two 108-yard missed field goal returns for touchdowns as the longest play in NFL history.

SEASON STARTS WITH A TOUCHDOWN DRIVE

The Patriots scored a touchdown on their first offensive possession of the season for the first time since 1997. The last time New England reached the end zone on its season-opening possession was on Aug. 31, 1997 against San Diego at Foxboro Stadium. In that game, the Patriots received the opening kickoff and marched 73 yards, ending in a 4-yard touchdown pass from Drew Bledsoe to Ben Coates. The last time the Patriots opened the season with a touchdown drive on the road was in 1989, when New England opened with a 93-yard touchdown drive against the Jets at Giants Stadium, ending in a 20-yard touchdown pass from Tony Eason to Irving Fryar.

MOSS DEBUTS

Randy Moss scored his first touchdown in a Patriots uniform on a 51-yard reception from Tom Brady in the third quarter, giving the Patriots a 28-7 lead. The touchdown catch was the 102nd of Moss's career and was his 20th career touchdown reception of 50 yards or longer. Moss's 183 receiving yards in the game marked the third highest total of his career and the third highest single-game total in Patriots history.

150 FOR BRADY

Tom Brady's 51-yard touchdown pass to Randy Moss in the third quarter was the 150th touchdown toss of his regular season career. He joins Steve Grogan (182) and Drew Bledsoe (166) as the only quarterbacks in Patriots history to total 150 touchdowns.

STARTING STRONG

The Patriots' first offensive possession of the season was a 91-yard, 12-play touchdown drive that ended in an 11-yard touchdown pass from Tom Brady to Wes Welker, giving the Patriots a 7-0 lead. New England gained seven first downs on the drive and did not face a third down until the final play of the drive, on which Brady found Welker for the score.

BRADY-TO-WELKER

Wes Welker scored his first touchdown in a Patriots uniform on an 11-yard scoring grab from Tom Brady in the first quarter. The scoring catch was Welker's 100th career reception and the second touchdown catch of his career. He also reached the end zone on a kick return in 2004 with the Miami Dolphins. Welker was acquired by the Patriots from the Dolphins on March 5, 2007 in exchange for a second-round pick and a seventh-round selection in the 2007 draft.

PATRIOTS DEBUTS

Eleven players made their Patriots debuts against the Jets: TE Kyle Brady, P Chris Hanson, DB Brandon Meriweather, S Mel Mitchell, RB Sammy Morris, WR Randy Moss, WR Donte Stallworth, LB Adalius Thomas, DL Santonio Thomas, WR Kelley Washington and WR Wes Welker.

VRABEL WITH MULTIPLE SACKS

Linebacker Mike Vrabel totaled 2.5 sacks, marking the second highest single-game sack total of his career and his highest since totaling a career-high 3.0 sacks against Cleveland on Oct. 26, 2003.

WATSON TOUCHDOWN

Benjamin Watson gave the Patriots a 14-7 lead with a 5-yard touchdown reception from Tom Brady with 1:07 remaining in the first half. The scoring grab was the eighth of Watson's career. Last season, Watson finished second on the team with 49 receptions, the highest reception total by a Patriots tight end since Ben Coates caught 67 passes in 1998.

RECORD UPDATE

- Tom Brady improved to 7-0 as a starter on the road against the Jets.
- The Patriots improved their all-time record to 24-24 on opening day.

MILESTONE FOR BELICHICK

With the Patriots' win, Bill Belichick recorded his 125th career regular season victory as a head coach, becoming one of just four active NFL head coaches with 125 or more career wins. He joins Joe Gibbs (163), Mike Holmgren (160) and Mike Shanahan (140).



THREE-TIME SUPER BOWL CHAMPIONS



2007 SEASON – GAME #2

NEW ENGLAND PATRIOTS 38, SAN DIEGO CHARGERS 14

Sunday, Sept. 16, 2007 ★ Gillette Stadium, Foxborough, Mass.★ 8:15 p.m. EDT
 Att: 68,756 ★ Surface: FieldTurf ★ Weather: Clear & Cool ★ Temp: 55°F ★ Wind: ESE 5 mph ★ Time of Game: 2:54



SCORING SUMMARY

	1	2	3	4	F
San Diego (1-1-0)	0	0	7	7	14
New England (2-0-0) «	14	10	7	7	38

TEAM STATISTICS

	Visitor: SD	Home: NE
TOTAL FIRST DOWNS.....	14	25
THIRD DOWN EFFICIENCY.....	4-11-36%	3-8-38%
FOURTH DOWN EFFICIENCY.....	1-1-100%	1-1-100%
TOTAL NET YARDS.....	201	407
Total Offensive Plays.....	53	65
NET YARDS RUSHING.....	52	144
NET YARDS PASSING.....	149	263
PUNTS Number and Average.....	5-49.6	1-34.0
PENALTIES Number and Yards.....	7/75	6/67
FUMBLES Number and Lost.....	2/1	3/1
EXTRA POINTS Made-Attempts.....	2/2	5/5
FIELD GOALS Made-Attempts.....	0/0	1/2
RED ZONE EFFICIENCY.....	2-2-100%	2-3-67%
TIME OF POSSESSION.....	24:14	35:46

SCORING PLAYS

Team	Qtr	Time	Play Description (Extra Point) (Drive Info)	Visitor	Home
Patriots	1	12:14	B.Watson 7 yd. pass from T.Brady (S.Gostkowski kick) (7-69, 2:46)	0	7
Patriots	1	3:55	R.Moss 23 yd. pass from T.Brady (S.Gostkowski kick) (10-75, 5:58)	0	14
Patriots	2	10:01	S.Gostkowski 24 yd. Field Goal (10-50, 5:35)	0	17
Patriots	2	5:17	A.Thomas 65 yd. interception return (S.Gostkowski kick)	0	24
Charger	3	6:43	L.Neal 1 yd. pass from P.Rivers (N.Kaeding kick) (16-72, 8:17)	7	24
Patriots	3	2:56	R.Moss 24 yd. pass from T.Brady (S.Gostkowski kick) (7-75, 3:47)	7	31
Charger	4	14:48	A.Gates 12 yd. pass from P.Rivers (N.Kaeding kick) (8-82, 3:08)	14	31
Patriots	4	3:18	S.Morris 3 yd. run (S.Gostkowski kick) (15-91,10:07)	14	38

INDIVIDUAL STATISTICS

SAN DIEGO CHARGERS

RUSHING	ATT	YDS	AVG	LG	TD
L.Tomlinson	18	43	2.4	11	0
P.Rivers	1	6	6.0	6	0
M.Turner	1	3	3.0	3	0
Total	20	52	2.6	11	0

PASSING	ATT	CMP	YDS	SK/YD	TD	LG	IN	RT
P.Rivers	30	19	179	3/30	2	22	2	74.2
Total	30	19	179	3/30	2	22	2	74.2

PASS RECEIVING	NO	YDS	AVG	LG	TD
A.Gates	7	77	11.0	22	1
V.Jackson	4	53	13.3	21	0
L.Tomlinson	4	15	3.8	6	0
M.Turner	2	14	7.0	12	0
M.Floyd	1	19	19.0	19	0
L.Neal	1	1	1.0	1	1
Total	19	179	9.4	22	2

INTERCEPTIONS	NO	YDS	AVG	LG	TD
C.Hart	1	20	20.0	20	0
Total	1	20	20.0	20	0

PUNTING	NO	YDS	AVG	TB	IN20	LG
M.Scifres	5	248	49.6	2	1	61
Total	5	248	49.6	2	1	61

PUNT RETURNS	NO	YDS	AVG	FC	LG	TD
D.Sproles	1	0	0.0	0	0	0
Returns	1	0	0.0	0	0	0

KICKOFF RETURNS	NO	YDS	AVG	FC	LG	TD
M.Turner	4	98	24.5	0	28	0
D.Sproles	1	20	20.0	0	20	0
J.Cesaire	0	0	0.0	1	0	0
[TOUCHBACK]	1	0	0.0	0	0	0
Returns	5	118	23.6	1	28	0

NEW ENGLAND PATRIOTS

RUSHING	ATT	YDS	AVG	LG	TD
L.Maroney	15	77	5.1	14	0
S.Morris	10	51	5.1	14	1
H.Evans	2	6	3.0	4	0
W.Welker	1	6	6.0	6	0
K.Faulk	1	4	4.0	4	0
T.Brady	1	2	2.0	2	0
M.Gutierrez	2	-2	-1.0	-1	0
Total	32	144	4.5	14	1

PASSING	ATT	CMP	YDS	SK/YD	TD	LG	IN	RT
T.Brady	31	25	279	2/16	3	34		1123.0
Total	31	25	279	2/16	3	34		1123.0

PASS RECEIVING	NO	YDS	AVG	LG	TD
R.Moss	8	105	13.1	24	2
W.Welker	8	91	11.4	34	0
B.Watson	5	49	9.8	14	1
D.Stallworth	2	19	9.5	11	0
K.Faulk	1	9	9.0	9	0
J.Gaffney	1	6	6.0	6	0
Total	25	279	11.2	34	3

INTERCEPTIONS	NO	YDS	AVG	LG	TD
A.Thomas	1	65	65.0	65	1
R.Colvin	1	4	4.0	4	0
Total	2	69	34.5	65	1

PUNTING	NO	YDS	AVG	TB	IN20	LG
C.Hanson	1	34	34.0	0	0	34
Total	1	34	34.0	0	0	34

PUNT RETURNS	NO	YDS	AVG	FC	LG	TD
W.Welker	2	13	6.5	0	13	0
K.Faulk	0	0	0.0	1	0	0
[TOUCHBACK]	2	0	0.0	0	0	0
Returns	2	13	13	0	1	6.5

KICKOFF RETURNS	NO	YDS	AVG	FC	LG	TD
E.Hobbs	3	66	22.0	0	28	0
Returns	3	66	22.0	0	28	0



GAME 2: PATRIOTS 38, CHARGERS 14

PATRIOTS 38, CHARGERS 14

September 16, 2007 ★ Gillette Stadium (Att: 68,756)

	1	2	3	4	Final
San Diego Chargers	0	0	7	7	— 14
New England Patriots	14	10	7	7	— 38

The Patriots put together a convincing 38-14 victory over the San Diego Chargers in their 2007 home opener, beginning the season with consecutive victories for the eighth time in the franchise's 48-year history. New England led from wire-to-wire as it took a 7-0 lead on its first offensive possession and never looked back. Tom Brady threw three touchdown passes, including two to Randy Moss, and the Patriots totaled 144 rushing yards and averaged 4.5 yards per carry. New England's run defense held the Chargers to just 2.6 yards per carry, as 2006 MVP LaDainian Tomlinson managed just 43 yards on 18 carries. Adalius Thomas returned an interception 65 yards for a touchdown, while fellow linebacker Roosevelt Colvin had two sacks and an interception.

For the second straight game, the Patriots put together an impressive drive on their first offensive possession, taking a 7-0 lead after marching 69 yards in seven plays, ending in a 7-yard touchdown pass from Brady to Benjamin Watson. The New England defense continued the momentum, as Colvin intercepted San Diego's Philip Rivers on the Chargers' first play from scrimmage. Later in the first quarter, the Patriots took a 14-0 lead on a touchdown from Brady to Moss. Brady completed 13-of-16 passes for 151 yards and two touchdowns in the first quarter, recording the highest first-quarter yardage total of his career. In the second quarter, a Colvin strip-sack set up a Patriots field goal and Thomas' interception return gave the Patriots a 24-0 lead at halftime.

In the second half, San Diego got the ball and marched down the field to get on the scoreboard and cut the New England lead to 24-7. But on the ensuing drive, the Patriots marched 75 yards in seven plays, taking a 31-7 lead on Moss's second touchdown catch of the night. The teams traded fourth-quarter touchdowns, as Sammy Morris rumbled into the end zone with 3:18 left in the game to put the finishing touches on the Patriots' second straight 38-14 win to begin the 2007 season.

THREE TOUCHDOWNS FOR BRADY

Tom Brady threw three touchdown passes, marking the second time in his career he had thrown three or more touchdowns in back-to-back regular season games in the same season. The other time Brady threw for three-plus scores in consecutive games was in 2002, when he had three touchdowns against Buffalo (11/3/02) and followed that with a three-score day against Chicago (11/10/02). This season marks the first time in Brady's career that he has had three or more scoring throws in each of the season's first two games.

100-YARD DAY FOR MOSS

Randy Moss gained 105 yards on eight receptions, totaling 100 or more yards in a game for the 50th time in his career (including three playoff games). He has exceeded the 100-yard mark in each of his first two games as a Patriot, following his 9-catch, 183-yard performance in the Patriots' season-opening win over the New York Jets on opening day.

TWO TOUCHDOWNS FOR MOSS

Randy Moss scored a pair of touchdowns – a 24-yard scoring grab in the third quarter and a 23-yard touchdown in the first quarter. The game was the 24th multiple-touchdown game of Moss's career. With his two touchdowns against San Diego, Moss raised his career total to 104 career receiving touchdowns, a total that ranks fifth on the NFL's all-time list.

COLVIN: TWO STRIP-SACKS

Roosevelt Colvin sacked Philip Rivers and forced him to fumble twice in the game. The first sack came at the Patriots' 44-yard line in the first quarter, and Vince Wilfork then recovered the loose ball to give possession to the Patriots. His second sack – in the fourth quarter – cause a fumble that was recovered by the Chargers. The sacks gave Colvin 50.5 career sacks – the sixth highest total among all active NFL linebackers. Last season, Colvin led the Patriots with 8.5 sacks and 26 quarterback hits. Included among his 2006 sack total was one strip-sack, coming against Detroit's Jon Kitna on Dec. 3. In last season's divisional playoff game between the Patriots and Chargers, New England's Mike Vrabel strip-sacked Rivers, setting up a New England field goal drive that gave the Patriots a 3-0 first-quarter lead.

COLVIN INTERCEPTION

Roosevelt Colvin intercepted a Philip Rivers pass on the Chargers' first play from scrimmage, giving the Patriots possession on the San Diego 24-yard line. Colvin also picked off a Rivers pass in the third quarter of the teams' divisional playoff game in San Diego on Jan. 14. The interception was the first of Colvin's Patriots career in regular season play and was his third career regular season pick. He intercepted two passes in 2001 while playing for the Chicago Bears.

QUICK HITS

- The Patriots scored in every quarter for the second straight game and have put at least seven points on the board in each of their eight quarters of football this season.
- The Patriots recorded their 140th consecutive home sellout, a streak that dates back to the 1994 regular season opener and includes all preseason, regular season and playoff games since then.
- Santonio Thomas and James Sanders combined to stuff LaDainian Tomlinson for no gain at the Chargers' 39-yard line on a third-and-one rush in the second quarter, forcing a San Diego punt on the next play.
- Adalius Thomas stuffed Tomlinson for a 4-yard loss in the third quarter.

WATSON TOUCHDOWN

Benjamin Watson scored his second touchdown of the season and the ninth touchdown of his career when he hauled in a 7-yard pass from Tom Brady to complete the Patriots' first scoring drive of the game. Brady completed six-of-seven passes on the drive, totaling 69 yards, as the Patriots passed the ball on all seven plays of the drive. The biggest play of the drive was a 34-yard pass from Brady to Wes Welker that gave the Patriots a first-and-goal at the Chargers' 7-yard line, setting up the touchdown strike on the next play.

MORRIS TOUCHDOWN

Sammy Morris scored his first touchdown in a Patriots uniform when he rumbled in for a 3-yard touchdown on fourth down in the fourth quarter to give the Patriots a 38-14 lead. The touchdown was the 15th rushing touchdown of Morris' 8-year career and his 16th overall touchdown (one receiving). Morris' score against the Chargers completed a 15-play, 91-yard drive that lasted 10:07.




THREE-TIME SUPER BOWL CHAMPIONS



2007 SEASON – GAME #3

NEW ENGLAND PATRIOTS 38, BUFFALO BILLS 7

Sunday, Sept. 23, 2007 ★ Gillette Stadium, Foxborough, Mass. ★ 1:00 p.m. EDT
 Att: 68,756 ★ Surface: Field Turf ★ Weather: Clear & Warm ★ Temp: 74°F ★ Wind: WNW 10 mph ★ Time of Game: 2:51



SCORING SUMMARY

	1	2	3	4	F
Buffalo (0-3-0)	7	0	0	0	7
New England (3-0-0) «	3	14	14	7	38

TEAM STATISTICS

	Visitor: BUF	Home: NE
TOTAL FIRST DOWNS	12	27
THIRD DOWN EFFICIENCY	4-11-36%	4-10-40%
FOURTH DOWN EFFICIENCY	0-0-0%	1-3-33%
TOTAL NET YARDS	193	485
Total Offensive Plays	50	68
NET YARDS RUSHING	110	177
NET YARDS PASSING	83	308
PUNTS Number and Average	7-49.0	2-29.5
PENALTIES Number and Yards	5/30	2/20
FUMBLES Number and Lost	1/1	1/1
EXTRA POINTS Made-Attempts	1/1	5/5
FIELD GOALS Made-Attempts	0/0	1/1
RED ZONE EFFICIENCY	1-1-100%	4-7-57%
TIME OF POSSESSION	25:41	34:19

SCORING PLAYS

Team	Qtr	Time	Play Description (Extra Point) (Drive Info)	Visitor	Home
Patriots	1	9:26	S.Gostkowski 24 yd. Field Goal (10-28, 4:22)	0	3
Bills	1	2:44	M.Lynch 8 yd. run (R.Lindell kick) (12-80, 6:42)	7	3
Patriots	2	5:08	B.Watson 8 yd. pass from T.Brady (S.Gostkowski kick) (6-47, 2:35)	7	10
Patriots	2	1:17	R.Moss 3 yd. pass from T.Brady (S.Gostkowski kick) (6-48, 2:44)	7	17
Patriots	3	6:22	J.Gaffney 4 yd. pass from T.Brady (S.Gostkowski kick) (9-89, 5:08)	7	24
Patriots	3	3:26	S.Morris 4 yd. run (S.Gostkowski kick) (4-58, 1:37)	7	31
Patriots	4	10:22	R.Moss 45 yd. pass from T.Brady (S.Gostkowski kick) (10-98, 5:06)	7	38

INDIVIDUAL STATISTICS

BUFFALO BILLS

RUSHING	ATT	YDS	AVG	LG	TD
M.Lynch	20	74	3.7	12	1
D.Wright	6	36	6.0	12	0
T.Edwards	1	0	0.0	0	0
Total	27	110	4.1	12	1

PASSING	ATT	CMP	YDS	SK/YD	TD	LG	IN	RT
T.Edwards	20	10	97	1/9	0	21	1	43.1
J.Losman	1	1	4	1/9	0	4	0	83.3
Total	21	11	101	2/18	0	21	1	45.9

PASS RECEIVING	NO	YDS	AVG	LG	TD
R.Parrish	2	27	13.5	14	0
J.Reed	2	27	13.5	21	0
P.Price	2	23	11.5	16	0
M.Lynch	2	6	3.0	4	0
L.Evans	1	7	7.0	7	0
R.Neufeld	1	6	6.0	6	0
M.Gaines	1	5	5.0	5	0
Total	11	101	9.2	21	0

INTERCEPTIONS	NO	YDS	AVG	LG	TD
Total	0	0	0.0	0	0

PUNTING	NO	YDS	AVG	TB	IN20	LG
B.Moorman	7	343	49.0	0	2	75
Total	7	343	49.0	0	2	75

PUNT RETURNS	NO	YDS	AVG	FC	LG	TD
[OUT OF BOUNDS]	2	0	0.0	0	0	0
Returns	0	0	0.0	0	0	0

KICKOFF RETURNS	NO	YDS	AVG	FC	LG	TD
J.Scobey	5	112	22.4	0	29	0
[TOUCHBACK]	2	0	0.0	0	0	0
Returns	5	112	22.4	0	29	0

NEW ENGLAND PATRIOTS

RUSHING	ATT	YDS	AVG	LG	TD
L.Maroney	19	103	5.4	19	0
S.Morris	12	46	3.8	12	1
K.Faulk	2	14	7.0	11	0
H.Evans	4	12	3.0	9	0
T.Brady	1	2	2.0	2	0
Total	38	177	4.7	19	1

PASSING	ATT	CMP	YDS	SK/YD	TD	LG	IN	RT
T.Brady	29	23	311	1/3	4	45	0	150.9
Total	29	23	311	1/3	4	45	0	150.9

PASS RECEIVING	NO	YDS	AVG	LG	TD
W.Welker	6	69	11.5	26	0
R.Moss	5	115	23.0	45	2
K.Faulk	5	38	7.6	10	0
B.Watson	2	17	8.5	9	1
J.Gaffney	2	15	7.5	11	1
D.Stallworth	1	28	28.0	28	0
K.Brady	1	20	20.0	20	0
D.Thomas	1	9	9.0	9	0
Total	23	311	13.5	45	4

INTERCEPTIONS	NO	YDS	AVG	LG	TD
A.Samuel	1	42	42.0	42	0
Total	1	42	42.0	42	0

PUNTING	NO	YDS	AVG	TB	IN20	LG
C.Hanson	2	59	29.5	0	0	30
Total	2	59	29.5	0	0	30

PUNT RETURNS	NO	YDS	AVG	FC	LG	TD
W.Welker	3	72	24.0	0	29	0
K.Faulk	0	0	0.0	1	0	0
[DOWNED]	1	0	0.0	0	0	0
[OUT OF BOUNDS]	2	0	0.0	0	0	0
Returns	3	72	24	1	29	0

KICKOFF RETURNS	NO	YDS	AVG	FC	LG	TD
E.Hobbs	1	33	33.0	0	33	0
D.Thomas	0	0	0.0	1	0	0
Returns	1	33	33.0	1	33	0



GAME 3: PATRIOTS 38, BILLS 7

PATRIOTS 38, BILLS 7

September 23, 2007 ★ Gillette Stadium (Att: 68,756)

	1	2	3	4	Final
Buffalo Bills	7	0	0	0	— 7
New England Patriots	3	14	14	7	— 38

The Patriots defeated the Bills 38-7 to improve to 3-0 on the season. After trailing 7-3 midway through the second quarter, the Patriots rolled off 31 consecutive points to pull away from their division rivals and claim their eighth straight win over Buffalo. Tom Brady set a career high with a 150.9 passer rating and tied his career high with four touchdown passes. Randy Moss exceeded the 100-yard receiving mark for the third straight game and caught two touchdown passes for the second consecutive week. Laurence Maroney tallied 103 rushing yards to pace a Patriots ground game that totaled 177 yards and averaged 4.7 yards per carry. On defense, New England allowed the Bills to penetrate past midfield only once in the game, stalling 10 Buffalo drives in its own territory and one at midfield. Cornerback Asante Samuel recorded his first interception of the year and fellow defensive back Ellis Hobbs had a strip-sack.

The Patriots scored on their first drive for the third straight game, taking a 3-0 lead on a 24-yard field goal with 9:26 left in the first quarter. On the ensuing drive, the Bills marched 80 yards in 12 plays to take a 7-3 lead on an 8-yard touchdown run by Marshawn Lynch. Two possessions later, a Brady fumble at the Bills' 1-yard line stalled a potential scoring drive. But the Patriots then proceeded to score touchdowns on four of their next five possessions to put the game away. On the drive following Brady's fumble, Benjamin Watson grabbed an 8-yard touchdown pass to give the Patriots a 10-3 lead. On the next drive, Moss caught a 3-yard scoring pass to give the Patriots a 17-7 halftime lead.

After trading punts to begin the second half, the Patriots put together a 9-play, 89-yard drive to take a 24-7 lead on a 4-yard scoring reception by Jabar Gaffney. Following a Buffalo three-and-out, the Patriots further extended their advantage as a 4-yard touchdown plunge by Sammy Morris put them up 31-7. New England put the finishing touches on the win on its next drive, as Brady found Moss for a 45-yard score that completed a 10-play, 98-yard drive and made the score 38-7.

HIGH PASSER RATING FOR BRADY

Tom Brady set a career high with a 150.9 passer rating and tied his career high with four touchdown passes. He eclipsed both records in October.

MARONEY: 100-YARD GAME

Laurence Maroney totaled 103 yards on 19 carries (5.4 avg.), marking his second career 100-yard rushing game. He also broke the 100-yard mark at Cincinnati on Oct. 1, 2006, when he totaled 125 yards on 15 carries (8.3 avg.).

ASANTE SAMUEL INTERCEPTION

Asante Samuel picked off a Trent Edwards pass in the fourth quarter and returned it 42 yards, recording his first interception of the season and the 17th interception of his regular season career. Samuel has also recorded four playoff interceptions for New England. Following his interception against the Bills, Samuel had recorded 10 interceptions in his last 12 regular-season and playoff games, dating back to a three-pick performance against Chicago on Nov. 26, 2006.

MOSS PASSES 11,000 YARDS

With a 45-yard reception in the third quarter, Randy Moss became the 19th player in NFL history to gain 11,000 or more career receiving yards. Moss finished the game with 11,103 career receiving yards. Moss, a 10th-year veteran, finished the game ranked third in NFL history by averaging 78.8 receiving yards per game (11,103 yards in 141 games).

GAFFNEY TOUCHDOWN

Jabar Gaffney scored his first touchdown of the season on a 4-yard reception from Tom Brady in the third quarter. The touchdown was the ninth of Gaffney's regular season career and his second regular-season touchdown in a Patriots uniform. Gaffney also scored a pair of touchdowns for New England in the 2006 playoffs. Gaffney's touchdown against the Bills capped off a 9-play, 89-yard drive and gave the Patriots a 24-7 lead.

HOBBS STRIP SACK

Ellis Hobbs strip-sacked Buffalo's J.P. Losman, forcing a fumble on a 9-yard sack in the first quarter. Jarvis Green recovered the ball for the Patriots, who proceeded to march deep into Buffalo territory and take a 3-0 lead on a 24-yard field goal by Stephen Gostkowski. The sack was the first of Hobbs's career and his forced fumble was also a career first. For Green, it was his fifth career fumble recovery. Hobbs's strip-sack was the Patriots' fourth of the season. In the season opener against the Jets, Mike Vrabel sacked Kellen Clemens and forced him to fumble in the fourth quarter (the Jets recovered the ball). Last week against the Chargers, Rosevelt Colvin sacked Philip Rivers and caused him to fumble twice (the Patriots recovered once).

BILLS SERIES STATS

- With their victory over Buffalo, the Patriots now own 13 wins over the Bills in a 14-game span, marking the first time in franchise history that New England has defeated an opponent as many as 13 times in a 14-game span. The Patriots have defeated Buffalo eight straight times dating back to the Bills' 31-0 victory in the 2003 season opener.
- The Patriots defense has held the Bills to a touchdown or less in five of the last eight games between the teams.

SILVER JERSEYS

The Patriots wore their silver alternate jerseys against the Bills – the sixth time that the team has worn them since they were introduced in 2003. New England improved to 5-1 while wearing silver. Below is a recap of New England's record when wearing silver.

GAMES WEARING SILVER JERSEYS

(all at Gillette Stadium)

Date	Opponent	W/L	Score
11/16/03	Dallas	W	12-0
12/07/03*	Miami	W	12-0
12/12/04*	Cincinnati	W	35-28
10/02/05	San Diego	L	17-41
12/17/06	Houston	W	40-7
09/23/07	Buffalo	W	38-7

*-New England clinched AFC East title with win

BRADY-TO-BRADY

Kyle Brady grabbed his first pass in a Patriots uniform in the second quarter, hauling in a 20-yard reception from Tom Brady to bring the Patriots to the Bills' 2-yard line and set up Randy Moss's touchdown catch that made the score 17-7.



THREE-TIME SUPER BOWL CHAMPIONS



2007 SEASON – GAME #4

NEW ENGLAND PATRIOTS 34, CINCINNATI BENGALS 13

Monday, Oct. 1, 2007 ★ Paul Brown Stadium, Cincinnati, Ohio ★ 8:30 p.m. EDT
 Att: 66,113 ★ Surface: Field Turf ★ Weather: Clear & Mild ★ Temp: 72°F ★ Wind: S 8 mph ★ Time of Game: 2:52



SCORING SUMMARY

	1	2	3	4	F
New England (4-0-0) «	10	7	7	10	34
Cincinnati (1-3-0)	0	7	3	3	13

TEAM STATISTICS

	Visitor: NE	Home: CIN
TOTAL FIRST DOWNS	25	17
THIRD DOWN EFFICIENCY	7-12-58%	0-7-0%
FOURTH DOWN EFFICIENCY	1-1-100%	1-1-100%
TOTAL NET YARDS	404	283
Total Offensive Plays	66	51
NET YARDS RUSHING	173	57
NET YARDS PASSING	231	226
PUNTS Number and Average	1-38.0	4-42.0
PENALTIES Number and Yards	3/20	8/65
FUMBLES Number and Lost	0/0	0/0
EXTRA POINTS Made-Attempts	4/4	1/1
FIELD GOALS Made-Attempts	2/2	2/2
RED ZONE EFFICIENCY	4-6-67%	1-1-100%
TIME OF POSSESSION	37:24	22:36

SCORING PLAYS

Team	Qtr	Time	Play Description (Extra Point) (Drive Info)	Visitor	Home
Patriots	1	10:34	S.Gostkowski 31 yd. Field Goal (11-66, 4:26)	3	0
Patriots	1	0:51	M.Vrabel 1 yd. pass from T.Brady (S.Gostkowski kick) (5-65, 2:09)	10	0
Bengals	2	10:59	T.Houshmandzadeh 1 yd. pass from C.Palmer (S.Graham kick) (5-35, 2:29)	10	7
Patriots	2	4:11	R.Moss 7 yd. pass from T.Brady (S.Gostkowski kick) (12-62, 6:48)	17	7
Patriots	3	7:55	S.Morris 7 yd. run (S.Gostkowski kick) (8-81, 4:07)	24	7
Bengals	3	4:10	S.Graham 40 yd. Field Goal (8-44, 3:45)	24	10
Patriots	4	13:03	S.Gostkowski 36 yd. Field Goal (10-53, 6:07)	27	10
Bengals	4	9:04	S.Graham 48 yd. Field Goal (12-50, 3:59)	27	13
Patriots	4	3:18	R.Moss 14 yd. pass from T.Brady (S.Gostkowski kick) (9-85, 5:46)	34	13

INDIVIDUAL STATISTICS

NEW ENGLAND PATRIOTS

RUSHING	ATT	YDS	AVG	LG	TD
S.Morris	21	117	5.6	49	1
W.Welker	1	27	27.0	27	0
K.Faulk	3	22	7.3	14	0
K.Eckel	3	11	3.7	6	0
H.Evans	2	1	0.5	1	0
T.Brady	2	-2	-1.0	-1	0
M.Cassel	2	-3	-1.5	-1	0
Total	34	173	5.1	49	1

PASSING	ATT	CMP	YDS	SK/YD	TD	LG	IN	RT
T.Brady	32	25	231	0/0	3	23	1	115.0
Total	32	25	231	0/0	3	23	1	115.0

PASS RECEIVING	NO	YDS	AVG	LG	TD
R.Moss	9	102	11.3	20	2
D.Stallworth	4	49	12.3	23	0
K.Faulk	3	39	13.0	23	0
W.Welker	3	22	7.3	11	0
S.Morris	2	15	7.5	18	0
B.Watson	2	12	6.0	7	0
M.Vrabel	1	1	1.0	1	1
L.Mankins	1	-9	-9.0	-9	0
Total	25	231	9.2	23	3

INTERCEPTIONS	NO	YDS	AVG	LG	TD
A.Samuel	1	1	1.0	1	0
R.Gay	1	0	0.0	0	0
Total	2	1	0.5	1	0

PUNTING	NO	YDS	AVG	TB	IN20	LG
C.Hanson	1	38	38.0	0	0	38
Total	1	38	38.0	0	0	38

PUNT RETURNS	NO	YDS	AVG	FC	LG	TD
W.Welker	2	16	8.0	1	9	0
[DOWNED]	1	0	0.0	0	0	0
Returns	2	16	8.0	1	9	0

KICKOFF RETURNS	NO	YDS	AVG	FC	LG	TD
E.Hobbs	3	79	26.3	0	31	0
W.Andrews	1	24	24.0	0	24	0
Returns	4	103	25.8	0	31	0

CINCINNATI BENGALS

RUSHING	ATT	YDS	AVG	LG	TD
K.Watson	13	55	4.2	16	0
J.Johnson	1	3	3.0	3	0
T.Houshmandzadeh	1	-1	-1.0	-1	0
Total	15	57	3.8	16	0

PASSING	ATT	CMP	YDS	SK/YD	TD	LG	IN	RT
C.Palmer	35	21	234	1/8	1	23	2	65.7
Total	35	21	234	1/8	1	23	2	65.7

PASS RECEIVING	NO	YDS	AVG	LG	TD
T.Houshmandzadeh	10	100	10.0	23	1
C.Johnson	3	53	17.7	21	0
A.Chatman	3	28	9.3	12	0
R.Kelly	2	41	20.5	21	0
K.Watson	2	8	4.0	6	0
J.Johnson	1	4	4.0	4	0
Total	21	234	11.1	23	1

INTERCEPTIONS	NO	YDS	AVG	LG	TD
L.Hall	1	2	2.0	2	0
Total	1	2	2.0	2	0

PUNTING	NO	YDS	AVG	TB	IN20	LG
K.Larson	4	168	42.0	0	1	49
Total	4	168	42.0	0	1	49

PUNT RETURNS	NO	YDS	AVG	FC	LG	TD
S.Green	0	0	0.0	1	0	0
Returns	0	0	0.0	1	0	0

KICKOFF RETURNS	NO	YDS	AVG	FC	LG	TD
G.Holt	6	129	21.5	0	34	0
[TOUCHBACK]	1	0	0.0	0	0	0
Returns	6	129	21.5	0	34	0



GAME 4: PATRIOTS 34, BENGALS 13

PATRIOTS 34, BENGALS 13

October 1, 2007 ★ Paul Brown Stadium (Att: 66,113)

	1	2	3	4	Final
New England Patriots	10	7	7	10	— 34
Cincinnati Bengals	0	7	3	3	— 13

The Patriots defeated the Bengals 34-13 on Monday Night Football to improve to 4-0 on the season. New England gained a total of 173 rushing yards on 34 carries, while Tom Brady threw three touchdown passes – two to Randy Moss – to provide the offensive spark. Brady's passer rating exceeded 100.0 and Moss's receiving total exceeded 100 yards for the fourth consecutive week. Sammy Morris paced the rushing attack with 117 yards on 21 carries. On defense, the Patriots came up with two interceptions and held the Bengals to 57 rushing yards as the team allowed 14 or fewer points for the fourth straight week.

The Patriots got on the board first, taking a 3-0 lead on a 31-yard field goal by Stephen Gostkowski to cap off the game's opening drive. After swapping punts, the Patriots got the ball back and marched 65 yards on five plays to take a 10-0 lead on a 1-yard touchdown reception by linebacker Mike Vrabel, who lined up as a tight end on a goal-line play. A 49-yard run by Morris was the key play of the drive as the first quarter ended with New England up by 10. On the Patriots' first drive of the second quarter, the Bengals' Leon Hall intercepted a Brady pass to set up a quick-strike drive directed by Carson Palmer that ended in a 1-yard touchdown toss to T.J. Houshmandzadeh and cut the Patriots' lead to 10-7. But New England answered back, compiling an ensuing drive of 62 yards and 12 plays to take a 17-7 lead on an acrobatic 7-yard scoring grab by Moss. On the next possession, the Bengals drove into Patriots territory, but Asante Samuel intercepted a Palmer pass at the Patriots' 2-yard line to preserve the 17-7 lead going into halftime.

After a Cincinnati punt to open the second half, the Patriots extended their lead to 24-7 on a 7-yard scoring run by Morris. The teams then embarked on three successive field goal drives – two by Cincinnati and one by New England – to leave the score at 27-13 midway through the fourth quarter. But the Patriots then went 85 yards on nine plays to put the game away on a 14-yard touchdown from Brady to Moss that made the score 34-13.

THREE-PLUS TDs IN FOUR STRAIGHT GAMES

Tom Brady became the third player in NFL history to throw three or more touchdowns in each of the first four games of a season. Brady totaled 13 touchdowns through four games. He joined Kurt Warner (1999) and Steve Young (1998) as the only NFL quarterbacks to throw three-plus scoring passes in four straight games to begin a season. Young threw three touchdowns in each of the first five games of the 1998 season and Warner threw three or more in each of the first three games in 1999.

TOUCHDOWN FOR MIKE VRABEL

Linebacker Mike Vrabel caught his seventh regular-season touchdown pass and his ninth overall touchdown pass (including two in the playoffs) on a 1-yard scoring catch from Tom Brady in the first quarter that gave the Patriots a 10-0 lead. Each of Vrabel's nine career receptions have been for touchdowns – including one in Super Bowl XXXVIII and one in Super Bowl XXXIX. The touchdown reception against Cincinnati was Vrabel's first since Dec. 26, 2005, when he caught two scoring passes against the New York Jets. Including his one career interception return for a touchdown, Vrabel now has totaled eight career regular-season touchdowns – the fourth-highest total in a New England uniform by a current Patriot (trailing only Troy Brown, Kevin Faulk and Benjamin Watson).

TWO TOUCHDOWNS FOR MOSS

Randy Moss scored two touchdowns, marking his third straight game with two touchdown catches. Moss is the first Patriots player since 1970 to catch two or more touchdown passes in three consecutive games within the same season. Ben Coates also caught two touchdowns in three straight games, but his streak spanned the 1993 and 1994 seasons (1/2/94, 9/4/94 and 9/11/94).

100-YARD GAME AND TOUCHDOWN FOR MORRIS

Sammy Morris exceeded the 100-yard rushing mark against Cincinnati, totaling 117 yards and a touchdown on 21 carries (5.6 avg.). The 100-yard game was the second of Morris's career; he also broke that barrier on Dec. 10, 2006 while playing for the Miami Dolphins against the Patriots, totaling 123 yards on 25 carries (4.9 avg.). The 100-yard game was the second of the season for the Patriots and the second in as many weeks, with Laurence Maroney totaling 103 yards on 19 carries (5.4 avg.) on Sept. 23 against Buffalo. Last season, the Patriots had just one 100-yard rushing game, and it came in Cincinnati exactly one year ago to the date of Morris's achievement, when Laurence Maroney totaled 125 yards on 15 carries (8.3 avg.).

100 YARDS FOR MOSS

Randy Moss gained 102 yards on nine receptions, marking his fourth consecutive game with 100 or more yards to begin the 2007 season. Moss became the first player in NFL history to record 100 or more receiving yards in each of his first four games with a new team (rookie or veteran). Moss's 100-yard game was the 50th of his regular season career, tying him with Don Maynard for third on the NFL's all-time list.

INTERCEPTION FOR SAMUEL

Asante Samuel intercepted a Carson Palmer pass in the end zone in the final two minutes of the first half, recording his second interception of the season and the 18th interception of his regular-season career. Samuel has also totaled four playoff interceptions for New England. Following his interception against the Bengals, Samuel totaled 11 interceptions in his last 13 regular-season and playoff games, dating back to a three-pick performance against Chicago on Nov. 26, 2006.

INTERCEPTION BY RANDALL GAY

Randall Gay intercepted a Carson Palmer pass in the fourth quarter, recording his first interception of the season and his first since 2004. The pick was the third of Gay's career. His last interception came in his rookie season, on Nov. 28, 2004 against the Baltimore Ravens at Gillette Stadium.

FIRST SACK FOR ADALIOUS THOMAS

Adalious Thomas recorded his first sack in a Patriots uniform when he dropped Carson Palmer for an 8-yard loss on third down in the first quarter. The play ended the Bengals' first drive of the game by forcing a punt on the next play.

LONG RUN FOR MORRIS

Sammy Morris had a 49-yard run in the first quarter that gave the Patriots a first-and-goal on the Bengals' 2-yard line, setting up Mike Vrabel's touchdown that gave the Patriots a 10-0 lead. The run was the second longest by a Patriot since Bill Belichick became head coach in 2000, trailing only Corey Dillon's 50-yard gain against the New York Jets at Gillette Stadium on Nov. 12, 2006. The run was the second longest of Morris's 8-year career, trailing only a 55-yard run while playing for the Miami Dolphins on Thanksgiving Day, 2006 at Detroit.



THREE-TIME SUPER BOWL CHAMPIONS




2007 SEASON – GAME #5

NEW ENGLAND PATRIOTS 34, CLEVELAND BROWNS 17

Sunday, Oct. 7, 2007 ★ Gillette Stadium, Foxborough, Mass. ★ 1:00 p.m. EDT

Att: 68,756 ★ Surface: Field Turf ★ Weather: Cloudy and Cool ★ Temp: 56°F ★ Wind: ENE 8 mph ★ Time of Game: 3:18



SCORING SUMMARY

	1	2	3	4	F
Cleveland (2-3-0)	0	0	3	14	17
New England (5-0-0) «	10	10	0	14	34

TEAM STATISTICS

	Visitor: CLE	Home: NE
TOTAL FIRST DOWNS	22	23
THIRD DOWN EFFICIENCY	3-11-27%	2-12-17%
FOURTH DOWN EFFICIENCY	0-1-0%	1-2-50%
TOTAL NET YARDS	353	412
Total Offensive Plays	67	70
NET YARDS RUSHING	92	147
NET YARDS PASSING	261	265
PUNTS Number and Average	5-46.2	6-35.8
PENALTIES Number and Yards	7/40	6/52
FUMBLES Number and Lost	1/1	0/0
EXTRA POINTS Made-Attempts	2/2	4/4
FIELD GOALS Made-Attempts	1/1	2/2
RED ZONE EFFICIENCY	1-3-33%	1-4-25%
TIME OF POSSESSION	27:33	32:27

SCORING PLAYS

Team	Qtr	Time	Play Description (Extra Point) (Drive Info)	Visitor	Home
Patriots	1	8:01	S.Gostkowski 20 yd. Field Goal (14-78, 6:59)	0	3
Patriots	1	2:33	D.Stallworth 34 yd. pass from T.Brady (S.Gostkowski kick) (1-34, 0:11)	0	10
Patriots	2	6:12	S.Gostkowski 25 yd. Field Goal (8-44, 4:17)	0	13
Patriots	2	1:01	B.Watson 7 yd. pass from T.Brady (S.Gostkowski kick) (3-25, 0:46)	0	20
Browns	3	7:32	P.Dawson 42 yd. Field Goal (8-56, 3:28)	3	20
Browns	4	14:10	T.Carter 21 yd. pass from D.Anderson (P.Dawson kick) (7-55, 3:50)	10	20
Patriots	4	9:40	B.Watson 25 yd. pass from T.Brady (S.Gostkowski kick) (9-71, 4:30)	10	27
Browns	4	5:56	K.Winslow 14 yd. pass from D.Anderson (P.Dawson kick) (2-35, 0:48)	17	27
Patriots	4	0:42	R.Gay 15 yd. fumble return (S.Gostkowski kick)	17	34

INDIVIDUAL STATISTICS

CLEVELAND BROWNS

RUSHING	ATT	YDS	AVG	LG	TD
J.Wright	15	59	3.9	11	0
J.Lewis	1	11	11.0	11	0
J.Cribbs	1	11	11.0	11	0
D.Anderson	3	7	2.3	7	0
L.Vickers	1	4	4.0	4	0
Total	21	92	4.4	11	0

PASSING	ATT	CMP	YDS	SK/YD	TD	LG	IN	RT
D.Anderson	43	22	287	3/26	2	36	3	59.0
Total	43	22	287	3/26	2	36	3	59.0

PASS RECEIVING	NO	YDS	AVG	LG	TD
B.Edwards	6	110	18.3	36	0
K.Winslow	4	49	12.3	15	1
J.Wright	4	43	10.8	21	0
T.Carter	3	50	16.7	21	1
S.Heiden	2	10	5.0	7	0
L.Vickers	2	8	4.0	5	0
J.Jurevicius	1	17	17.0	17	0
Total	22	287	13.0	36	2

INTERCEPTIONS	NO	YDS	AVG	LG	TD
Total	0	0	0.0	0	0

PUNTING	NO	YDS	AVG	TB	IN20	LG
S.Player	5	231	46.2	2	1	57
Total	5	231	46.2	2	1	57

PUNT RETURNS	NO	YDS	AVG	FC	LG	TD
J.Cribbs	1	11	11.0	2	11	0
[OUT OF BOUNDS]	2	0	0.0	0	0	0
[TOUCHBACK]	1	0	0.0	0	0	0
Returns	1	11	11.0	2	11	0

KICKOFF RETURNS	NO	YDS	AVG	FC	LG	TD
J.Cribbs	5	118	23.6	0	31	0
J.Wright	1	19	19.0	0	19	0
[OUT OF BOUNDS]	1	0	0.0	0	0	0
Returns	6	137	22.8	0	31	0

NEW ENGLAND PATRIOTS

RUSHING	ATT	YDS	AVG	LG	TD
S.Morris	21	102	4.9	13	0
K.Eckel	6	16	2.7	10	0
D.Stallworth	1	12	12.0	12	0
B.Watson	1	11	11.0	11	0
K.Faulk	3	6	2.0	5	0
Total	32	147	4.6	13	0

PASSING	ATT	CMP	YDS	SK/YD	TD	LG	IN	RT
T.Brady	38	22	265	0/0	3	35	0	105.7
Total	38	22	265	0/0	3	35	0	105.7

PASS RECEIVING	NO	YDS	AVG	LG	TD
B.Watson	6	107	17.8	35	2
D.Stallworth	4	65	16.3	34	1
W.Welker	4	19	4.8	7	0
R.Moss	3	46	15.3	20	0
S.Morris	2	9	4.5	5	0
K.Brady	1	7	7.0	7	0
K.Faulk	1	7	7.0	7	0
J.Gaffney	1	5	5.0	5	0
Total	22	265	12.0	35	3

INTERCEPTIONS	NO	YDS	AVG	LG	TD
J.Seau	2	23	11.5	23	0
A.Samuel	1	6	6.0	6	0
Total	3	29	9.7	23	0

PUNTING	NO	YDS	AVG	TB	IN20	LG
C.Hanson	6	215	35.8	1	1	45
Total	6	215	35.8	1	1	45

PUNT RETURNS	NO	YDS	AVG	FC	LG	TD
W.Welker	2	19	9.5	0	12	0
[OUT OF BOUNDS]	1	0	0.0	0	0	0
[TOUCHBACK]	2	0	0.0	0	0	0
Returns	2	19	9.5	0	12	0

KICKOFF RETURNS	NO	YDS	AVG	FC	LG	TD
W.Welker	2	51	25.5	0	33	0
E.Hobbs	1	18	18.0	0	18	0
P.Woods	0	0	0.0	1	0	0
Returns	3	69	23.0	1	33	0



GAME 5: PATRIOTS 34, BROWNS 17

PATRIOTS 34, BROWNS 17

October 7, 2007 ★ Gillette Stadium (Att: 68,756)

	1	2	3	4	Final
Cleveland Browns	0	0	3	14	— 17
New England Patriots	10	10	0	14	— 34

The Patriots improved to 5-0 for the third time in team history with a 34-17 victory over the Cleveland Browns at Gillette Stadium. Tom Brady threw three touchdown passes – including two to tight end Benjamin Watson, who recorded his first career 100-yard receiving game and led the team with 107 receiving yards on six receptions. Sammy Morris paced the Patriots' potent ground game with 102 rushing yards on 21 carries. On defense, linebacker Junior Seau intercepted two passes and Asante Samuel added another interception, while Randall Gay scored a touchdown on a fumble recovery as the Patriots took advantage of a plus-four turnover differential and scored 21 points off turnovers.

New England took a 20-0 halftime lead, scoring 14 points off of two Cleveland turnovers. The New England defense ended the Browns' first two drives with interceptions. Seau's first pick of the day came following a Samuel deflection in the end zone, and on Cleveland's next possession, Samuel came up with a pick of his own off of an Adalius Thomas deflection. The interception set up a 34-yard touchdown pass from Brady to Donte' Stallworth on the next play to give the Patriots a 10-0 lead. Stephen Gostkowski's second field goal of the half was followed by Seau's second interception of the day, a play which set up a three-play, 25-yard drive that ended in Watson's first touchdown catch and a 20-0 halftime advantage for New England.

Cleveland got on the board with a third quarter field goal and closed the gap to 20-10 with a touchdown pass on the second play of the fourth quarter. But the Patriots answered the bell as Watson hauled in his second touchdown of the day on the ensuing drive, a 25-yarder that gave the Patriots a 27-10 cushion. Cleveland found the end zone again with just under six minutes to go to cut the Patriots' lead to 27-17 and got the ball back in the final minute on its own 4-yard line. But with 42 seconds left, Randall Gay stripped the Browns' Kellen Winslow, recovered the fumble and ran it 15 yards for a touchdown that gave the Patriots a 34-17 lead.

100-YARD RECEIVER FOR FIFTH STRAIGHT GAME

With Benjamin Watson's 107-yard receiving day against the Browns, the Patriots had a 100-yard receiver for the fifth consecutive game, setting a new team record. The previous team record was four straight games with a 100-yard receiver – from Nov. 23 to Dec. 21, 1975, when Russ Francis, Randy Vataha, Don Calhoun and Andy Johnson each broke the 100-yard mark one time in a four-game span. In addition to Watson's 100-yard game against the Browns, Randy Moss exceeded the 100-yard mark in each of the first four games of the 2007 season.

MORRIS BREAKS 100 YARDS AGAIN

With Sammy Morris' 102-yard effort, the Patriots had a 100-yard rusher for the third consecutive game, marking the first time since 1995 that the Patriots have achieved that feat. Against Cleveland, Morris gained 102 yards on 21 carries (4.9 avg.), marking his second consecutive 100-yard game and the third 100-yard game of his eight-year career.

SCORING STREAK

Prior to being shut out in the third quarter against Cleveland, the Patriots scored points in each of their first 18 quarters of play this season and scored in 37 consecutive quarters dating back to last season (including regular season and playoff games). The Patriots' streak of scoring points in 18 consecutive quarters to begin the season is the longest to begin an NFL season since the 2000 St. Louis Rams scored in their first 24 quarters of the year. After being shut out 21-0 against the Miami Dolphins on Dec. 10, 2006, the Patriots scored in 41 of 42 quarters, with that streak ending in the third quarter against the Browns.

WATSON SETS CAREER HIGHS

Benjamin Watson totaled a career-high 107 receiving yards, marking the the first 100-yard game of his career. He also caught two touchdown passes against Cleveland, recording the second multiple-touchdown game of his career and bringing his 2007 total to a career-high five touchdown receptions. His previous season-best was four touchdowns, achieved in the 2005 season. Watson scored touchdowns in four of the Patriots' first five games this season and reached the end zone seven times in nine regular-season games dating back to November 2006.

TWO INTERCEPTIONS FOR SEAU

Junior Seau intercepted two passes in the first half – picking off a Derek Anderson pass in the end zone in the first quarter that was deflected by Asante Samuel and snaring an Anderson pass in the second quarter that had been tipped by Mike Vrabel. The interceptions were the 16th and 17th of Seau's 18-year career and marked his first interceptions since Sept. 15, 2002, when he picked off a pass by Houston's David Carr while playing for the San Diego Chargers. The interceptions marked Seau's third career multiple-interception game and his first in 11 seasons. He also picked off a pair of passes on Sept. 19, 1993 against the Houston Oilers and on Sept. 29, 1996 against the Kansas City Chiefs.

RANDALL GAY TOUCHDOWN RETURN

Randall Gay stripped Cleveland's Kellen Winslow, recovered the fumble and ran 15 yards to the end zone for his second career fumble return for a touchdown. The play came on the first forced fumble of Gay's career and was his third career fumble recovery. The only other touchdown of Gay's career also came against Cleveland, when he scooped up a William Green fumble caused by Richard Seymour and raced 41 yards to the end zone on Dec. 5, 2004 in Cleveland.

TWO SACKS FOR BRUSCHI

Tedy Bruschi tied his career high with two sacks against Cleveland, raising his career sack total to 30.5 sacks. He is the 13th player in Patriots history to record 30 or more sacks in a New England uniform. His two sacks tie his single-game career-high with 2.0 sacks, tying his totals on Dec. 17, 2005 against Tampa Bay and Oct. 6, 1996 at Baltimore. He also had 2.0 sacks in Super Bowl XXXI against Green Bay on Jan. 26, 1997. The Patriots improved to 24-2 when Bruschi totals at least one sack.

STALLWORTH SCORES

Donte' Stallworth hauled in a 34-yard touchdown pass from Tom Brady in the first quarter to give the Patriots a 10-0 lead. The touchdown catch was Stallworth's first in a Patriots uniform and was the 29th scoring grab of his regular-season career.



THREE-TIME SUPER BOWL CHAMPIONS




2007 SEASON – GAME #6

NEW ENGLAND PATRIOTS 48, DALLAS COWBOYS 27

Sunday, Oct. 14, 2007 ★ Texas Stadium, Irving, Texas. ★ 4:15 p.m. EDT

Att: 63,984 ★ Surface: Artificial ★ Temp: 85°F ★ Time of Game: 3:31



SCORING SUMMARY

	1	2	3	4	F
New England (6-0-0) «	14	7	10	17	48
Dallas (5-1-0)	0	17	7	3	27

TEAM STATISTICS

Visitor:NE Home:DAL

TOTAL FIRST DOWNS	28	13
THIRD DOWN EFFICIENCY	11-17-65%	4-11-36%
FOURTH DOWN EFFICIENCY	2-2-100%	0-0-0%
TOTAL NET YARDS	448	283
Total Offensive Plays	78	46
NET YARDS RUSHING	75	97
NET YARDS PASSING	373	186
PUNTS Number and Average	2-41.5	5-53.8
PENALTIES Number and Yards	3/50	12/98
FUMBLES Number and Lost	13/1	0/0
EXTRA POINTS Made-Attempts	6/6	3/3
FIELD GOALS Made-Attempts	2/2	2/2
RED ZONE EFFICIENCY	4-5-80%	2-3-67%
TIME OF POSSESSION	38:15	21:45

SCORING PLAYS

Team	Qtr	Time	Play Description (Extra Point) (Drive Info)	Visitor	Home
Patriots	1	7:48	R.Moss 6 yd. pass from T.Brady (S.Gostkowski kick) (14-74, 5:29)	7	0
Patriots	1	2:14	W.Welker 35 yd. pass from T.Brady (S.Gostkowski kick) (6-69, 2:11)	14	0
Cowboy	2	12:31	N.Folk 38 yd. Field Goal (10-64, 4:43)	14	3
Cowboy	2	10:25	J.Hatcher 29 yd. fumble return (N.Folk kick)	14	10
Patriots	2	3:34	W.Welker 12 yd. pass from T.Brady (S.Gostkowski kick) (12-72, 6:51)	21	10
Cowboy	2	0:46	T.Owens 12 yd. pass from T.Romo (N.Folk kick) (8-84, 2:48)	21	17
Cowboy	3	10:20	P.Crayton 8 yd. pass from T.Romo (N.Folk kick) (7-74, 3:36)	21	24
Patriots	3	4:56	K.Brady 1 yd. pass from T.Brady (S.Gostkowski kick) (10-77, 5:24)	28	24
Patriots	3	2:14	S.Gostkowski 45 yd. Field Goal (4-16, 1:32)	31	24
Patriots	4	12:21	D.Stallworth 69 yd. pass from T.Brady (S.Gostkowski kick) (4-80, 2:13)	38	24
Cowboy	4	10:03	N.Folk 23 yd. Field Goal (5-18, 2:18)	38	27
Patriots	4	3:59	S.Gostkowski 22 yd. Field Goal (12-61, 6:04)	41	27
Patriots	4	0:19	K.Eckel 1 yd. run (S.Gostkowski kick) (7-20, 3:26)	48	27

INDIVIDUAL STATISTICS

NEW ENGLAND PATRIOTS

RUSHING	ATT	YDS	AVG	LG	TD
K.Faulk	13	50	3.8	9	0
S.Morris	10	14	1.4	3	0
K.Eckel	3	6	2.0	4	1
T.Brady	3	5	1.7	3	0
Total	29	75	2.6	9	1

PASSING	ATT	CMP	YDS	SK/YD	TD	LG	IN	RT
T.Brady	46	31	388	3/15	5	69	0	129.6
Total	46	31	388	3/15	5	69	0	129.6

PASS RECEIVING	NO	YDS	AVG	LG	TD
W.Welker	11	124	11.3	35	2
D.Stallworth	7	136	19.4	69	1
R.Moss	6	59	9.8	14	1
K.Faulk	3	24	8.0	18	0
J.Gaffney	2	16	8.0	10	0
B.Watson	1	28	28.0	28	0
K.Brady	1	1	1.0	1	1
Total	31	338	12.5	69	5

INTERCEPTIONS	NO	YDS	AVG	LG	TD
J.Seau	1	5	5.0	5	0
Total	1	5	5.0	5	0

PUNTING	NO	YDS	AVG	TB	IN20	LG
C.Hanson	2	83	41.5	0	1	49
Total	2	83	41.5	0	1	49

PUNT RETURNS	NO	YDS	AVG	FC	LG	TD
W.Welker	3	37	12.3	1	18	0
[TOUCHBACK]	1	0	0.0	0	0	0
Returns	3	37	12.3	1	18	0

KICKOFF RETURNS	NO	YDS	AVG	FC	LG	TD
E.Hobbs	4	90	22.5	0	26	0
W.Welker	2	55	27.5	0	30	0
Returns	6	145	24.2	0	30	0

DALLAS COWBOYS

RUSHING	ATT	YDS	AVG	LG	TD
J.Jones	6	51	8.5	25	0
M.Barber	8	47	5.9	17	0
T.Romo	1	-1	-1.0	-1	0
Total	15	97	6.5	25	0

PASSING	ATT	CMP	YDS	SK/YD	TD	LG	IN	RT
T.Romo	29	18	199	2/13	2	26	1	91.0
Total	29	18	199	2/13	2	26	1	91.0

PASS RECEIVING	NO	YDS	AVG	LG	TD
T.Owens	6	66	11.0	13	1
P.Crayton	5	46	9.2	11	1
J.Witten	3	47	15.7	25	0
M.Barber	2	12	6.0	7	0
A.Fasano	1	26	26.0	26	0
J.Jones	1	2	2.0	2	0
Total	18	199	11.1	26	2

INTERCEPTIONS	NO	YDS	AVG	LG	TD
Total	0	0	0.0	0	0

PUNTING	NO	YDS	AVG	TB	IN20	LG
M.McBriar	5	269	53.8	1	0	63
Total	5	269	53.8	1	0	63

PUNT RETURNS	NO	YDS	AVG	FC	LG	TD
P.Crayton	0	0	0.0	2	0	0
Returns	0	0	0.0	2	0	0

KICKOFF RETURNS	NO	YDS	AVG	FC	LG	TD
T.Thompson	6	167	27.8	0	72	0
D.Anderson	1	10	10.0	0	10	0
[TOUCHBACK]	2	0	0.0	0	0	0
Returns	7	177	25.3	0	72	0



GAME 6: PATRIOTS 48, COWBOYS 27

PATRIOTS 48, COWBOYS 27

October 14, 2007 ★ Texas Stadium (Att: 63,984)

	1	2	3	4	Final
New England Patriots	14	7	10	17	— 48
Dallas Cowboys	0	17	7	3	— 27

The Patriots defeated the 5-0 Dallas Cowboys, 48-27, in just the fifth matchup in the NFL's 88-year history between teams that were unbeaten with five or more victories. Tom Brady tied a franchise record with a career-high five touchdown passes, while Wes Welker set career highs with 11 receptions for 124 yards and two touchdowns as the Patriots put up their highest point total since 1984. New England outgained Dallas 448-283 and totaled 28 first downs to the Cowboys' 13. The Patriots converted 65 percent of their third-down opportunities (11-17), while holding Dallas to just 36 percent (4-11).

The Patriots took a 14-0 lead on first-quarter touchdown receptions by Welker and Randy Moss. Dallas quickly closed the gap to 14-10 early in the second quarter, as a Nick Folk field goal got Dallas on the scoreboard and then a 29-yard fumble return for a touchdown by Jason Hatcher got the Cowboys into the end zone for the first time. On their first possession following the Dallas's defensive score, the Patriots proceeded to drive 72 yards in 12 plays and extend their lead to 21-10 on Welker's second touchdown of the day. But a 12-yard touchdown from Tony Romo to Terrell Owens in the final minute of the half cut New England's lead at the interval to 21-17.

The Patriots got the ball to start the second half, but it was the Cowboys that scored first, taking a 24-21 lead with 10:20 left in the third quarter on a touchdown catch by Patrick Crayton. But following that score, the Patriots bore down and outscored Dallas 27-3 the rest of the way to roll to victory. Tom Brady's touchdown pass to Kyle Brady allowed the Patriots to re-take the lead, 28-24, with 4:56 remaining in the third quarter, and a Stephen Gostkowski field goal on the Patriots' next drive extended the lead to 31-24 heading into the final quarter. A 69-yard scoring pass from Brady to Donte' Stallworth gave New England a 38-24 lead before the teams traded field goals to make the score 41-27. On New England's final drive, rookie Kyle Eckel rumbled into the end zone for a 1-yard touchdown on fourth down with 19 seconds left to round out the scoring and raise the Patriots' record to 6-0.

BRADY TIES SINGLE-GAME TD MARK

In his 100th career start, Tom Brady set a career high with five touchdown passes – tying the Patriots single-game franchise record – only to eclipse the mark with a team-record six scoring strikes the next week against Miami. Brady became the first New England player to achieve the feat since Steve Grogan on Sept. 9, 1979. Vito "Babe" Parilli also threw five touchdowns in a game for the Patriots on two occasions – on Oct. 15, 1967 and on Nov. 15, 1964. Brady had previously thrown four touchdown passes in a game on six occasions, most recently on Sept. 23, 2007 against Buffalo.

BRADY: HIGHEST NON-OVERTIME YARDAGE TOTAL

Tom Brady totaled 388 passing yards against Dallas, marking the second highest total of his career. His yardage total against the Cowboys trails only his career-high 410 yards in an overtime game against Kansas City on Sept. 22, 2002. Brady's 388 yards against Dallas stand as the highest non-overtime total of his career. Brady was 31-for-46 on the day, and his 31 completions are his highest in more than a year, dating back to when he also completed 31 passes against Denver on Sept. 24, 2006.

BRADY MOVES INTO SECOND ON FRANCHISE LIST

Tom Brady's five touchdown passes raised his season total to 21 touchdown passes and his career total to 168 touchdown passes. With his fourth touchdown of the day – a 1-yarder to Kyle Brady in the third quarter – Tom Brady passed Drew Bledsoe (166 touchdown passes) for second place on the Patriots' all-time list. Steve Grogan is the Patriots' all-time leader with 184 touchdown passes. Brady's 21 touchdown passes this season mark the sixth consecutive season he has exceeded 20 touchdown passes. Brady's six straight seasons with 20 or more touchdown passes is the longest streak in Patriots history, topping Drew Bledsoe's three straight years with 20 or more touchdown passes from 1996-98. Brady's single-season career high is 28 touchdown passes, achieved in 2002 and 2004. Last season, Brady totaled 24 touchdown passes.

SEAU SETS CAREER HIGH FOR INTERCEPTIONS

With his fourth-quarter interception of Tony Romo, Junior Seau set a new single-season career high with his third interception of the season.

FAULK MOVES INTO TOP TEN

With his 50 rushing yards against the Cowboys, Kevin Faulk moved into 10th place on the Patriots' all-time rushing list, passing Craig James's total of 2,469 yards from 1984-88. Faulk finished the game with 2,498 rushing yards for the Patriots.

MOSS SCORES EIGHTH TD OF 2007

Randy Moss gave the Patriots a 7-0 lead on a 6-yard touchdown reception from Tom Brady on the Patriots' opening drive of the game. The touchdown was Moss's eighth of the season, making him the first Patriot since Ben Coates in 1997 to have eight or more scoring catches in a single season.

BRADY-TO-BRADY TOUCHDOWN

Kyle Brady hauled in a 1-yard touchdown pass from Tom Brady to give the Patriots a 28-24 lead with 4:56 remaining in the third quarter. The touchdown pass was Tom Brady's fourth of the day and was his 20th of the season. For Kyle Brady, the touchdown was his first of the season and his first in a New England uniform after joining the team as a free agent in the offseason. Kyle Brady's last touchdown came on Nov. 20, 2005 while playing for the Jacksonville Jaguars at Tennessee. The score raised Kyle Brady's career touchdown total to 23, achieved with the New York Jets (1995-98), Jaguars (1999-2006) and Patriots (2007).

QUICK HITS

- Fullback Kyle Eckel scored his first career touchdown, on a 1-yard run in the fourth quarter that made the score 48-24.
- The Patriots converted 11-of-17 third-down chances, totaling a 65 percent conversion rate.
- Vince Wilfork tackled Julius Jones in the backfield for a 1-yard loss on first down in the first quarter.

GOSTKOWSKI'S SUCCESS STREAK

Stephen Gostkowski nailed a 45-yard field goal in the third quarter to give the Patriots a 31-24 lead and hit a 22-yarder in the fourth quarter to extend New England's lead to 41-27. He has hit nine of his 10 field goal attempts this season (90.0 percent) and has nailed 30 of his last 33 attempts (90.9 percent) dating back to Nov. 5, 2006, including a perfect 8-for-8 performance in last season's playoffs.



THREE-TIME SUPER BOWL CHAMPIONS



2007 SEASON – GAME #7

NEW ENGLAND PATRIOTS 49, MIAMI DOLPHINS 28

Sunday, Oct. 21, 2007 ★ Dolphin Stadium, Miami, Fla. ★ 1:00 p.m. EDT
 Att: 71,951 ★ Surface: Grass ★ Weather: Sunny ★ Temp: 85°F ★ Wind: ESE 12 mph ★ Time of Game: 3:03



SCORING SUMMARY

	1	2	3	4	F
New England (7-0-0) «	14	28	0	7	49
Miami (0-7-0)	0	7	0	21	28

TEAM STATISTICS

	Visitor: NE	Home: MIA
TOTAL FIRST DOWNS	23	25
THIRD DOWN EFFICIENCY	3-7-43%	4-13-31%
FOURTH DOWN EFFICIENCY	0-0-0%	3-3-100%
TOTAL NET YARDS	443	382
Total Offensive Plays	51	70
NET YARDS RUSHING	84	179
NET YARDS PASSING	359	203
PUNTS Number and Average	3-54.0	4-48.0
PENALTIES Number and Yards	9/85	6-39
FUMBLES Number and Lost	0/0	1/1
EXTRA POINTS Made-Attempts	7/7	4/4
FIELD GOALS Made-Attempts	0/0	0/0
RED ZONE EFFICIENCY	3-3-100%	3-4-75%
TIME OF POSSESSION	24:55	35:05

SCORING PLAYS

Team	Qtr	Time	Play Description (Extra Point) (Drive Info)	Visitor	Home
Patriots	1	9:51	D.Stallworth 30 yd. pass from T.Brady (S.Gostkowski kick) (9-80, 5:09)	7	0
Patriots	1	4:28	K.Brady 2 yd. pass from T.Brady (S.Gostkowski kick) (6-28, 2:43)	14	0
Dolphins	2	14:57	C.Lemon 4 yd. run (J.Feely kick) (9-79, 4:31)	14	7
Patriots	2	14:45	W.Andrews 77 yd. kickoff return (S.Gostkowski kick) (0-0, 0:12)	21	7
Patriots	2	10:44	R.Moss 35 yd. pass from T.Brady (S.Gostkowski kick) (3-82, 1:23)	28	7
Patriots	2	6:47	R.Moss 50 yd. pass from T.Brady (S.Gostkowski kick) (5-73, 2:54)	35	7
Patriots	2	0:25	W.Welker 14 yd. pass from T.Brady (S.Gostkowski kick) (6-71, 1:06)	42	7
Dolphins	4	11:35	P.Cobbs 1 yd. run (J.Feely kick) (10-80, 5:42)	2	14
Dolphins	4	10:30	J.Taylor 36 yd. interception return (J.Feely kick)	42	21
Patriots	4	8:11	W.Welker 16 yd. pass from T.Brady (S.Gostkowski kick) (4-59, 2:19)	49	21
Dolphins	4	3:45	J.Chatman 7 yd. run (J.Feely kick) (11-75, 4:26)	49	28
Patriots	3	0:05	C.Jackson 10 yd. pass from T.Brady (S.Gostkowski kick) (4-39, 1:48)	31	7

INDIVIDUAL STATISTICS

NEW ENGLAND PATRIOTS

RUSHING	ATT	YDS	AVG	LG	TD			
L.Maroney	6	31	5.2	11	0			
K.Faulk	6	27	4.5	10	0			
H.Evans	4	14	3.5	7	0			
K.Eckel	6	12	2.0	6	0			
Total	22	84	3.8	11	0			
PASSING	ATT	CMP	YDS	SK/YD	TD	LG	IN	RT
T.Brady	25	21	354	1/10	6	50	0	158.3
M.Cassel	2	0	0	0/0	0	0	1	0.0
M.Gutierrez	1	1	15	0/0	0	15	0	118.8
Total	28	22	369	1/10	6	50	1	143.5
PASS RECEIVING	NO	YDS	AVG	LG	TD			
W. Welker	9	138	15.3	36	2			
R.Moss	4	122	30.5	50	2			
D.Stallworth	3	51	17.0	30	1			
K.Brady	3	10	3.3	5	1			
H.Evans	1	29	29.0	29	0			
J.Gaffney	1	12	12.0	12	0			
K.Faulk	1	7	7.0	7	0			
Total	22	369	16.8	50	6			
INTERCEPTIONS	NO	YDS	AVG	LG	TD			
R.Gay	1	31	31.0	31	0			
Total	1	31	31.0	31	0			
PUNTING	NO	YDS	AVG	TB	IN20	LG		
C.Hanson	3	162	54.0	1	2	58		
Total	3	162	54.0	1	2	58		
PUNT RETURNS	NO	YDS	AVG	FC	LG	TD		
W.Welker	3	9	3.0	0	8	0		
[OUT OF BOUNDS]	1	0	0.0	0	0	0		
Returns	3	9	3.0	0	8	0		
KICKOFF RETURNS	NO	YDS	AVG	FC	LG	TD		
E.Hobbs	2	67	33.5	0	48	0		
W.Andrews	1	77	77.0	0	77	1		
W.Welker	1	25	25.0	0	25	0		
[TOUCHBACK]	1	0	0.0	0	0	0		
Returns	4	169	42.3	0	77	1		

MIAMI DOLPHINS

RUSHING	ATT	YDS	AVG	LG	TD			
R.Brown	17	76	4.5	19	0			
J.Chatman	7	73	10.4	30	1			
C.Lemon	3	16	5.3	8	1			
P.Cobbs	3	14	4.7	12	1			
Total	30	179	6.0	30	3			
PASSING	ATT	CMP	YDS	SK/YD	TD	LG	IN	RT
C.Lemon	37	24	236	3/33	0	20	1	71.5
Total	37	24	236	3/33	0	20	1	71.5
PASS RECEIVING	NO	YDS	AVG	LG	TD			
R.Brown	5	33	6.6	12	0			
D.Hagan	4	56	14.0	20	0			
J.Peele	4	42	10.5	13	0			
T.Ginn	3	37	12.3	15	0			
M.Booker	3	28	9.3	19	0			
D.Martin	3	22	7.3	11	0			
J.Chatman	1	9	9.0	9	0			
P.Cobbs	1	9	9.0	9	0			
Total	24	236	9.8	20	0			
INTERCEPTIONS	NO	YDS	AVG	LG	TD			
J.Taylor	1	36	36.0	36	1			
Total	1	36	36.0	36	1			
PUNTING	NO	YDS	AVG	TB	IN20	LG		
B.Fields	4	192	48.0	0	0	51		
Total	4	192	48.0	0	0	51		
PUNT RETURNS	NO	YDS	AVG	FC	LG	TD		
[DOWNED]	1	0	0.0	0	0	0		
[OUT OF BOUNDS]	1	0	0.0	0	0	0		
[TOUCHBACK]	1	0	0.0	0	0	0		
Returns	0	0	0.0	0	0	0		
KICKOFF RETURNS	NO	YDS	AVG	FC	LG	TD		
T.Ginn	4	86	21.5	0	27	0		
R.Mauia	0	0	0.0	1	0	0		
[TOUCHBACK]	3	0	0.0	0	0	0		
Returns	4	86	21.5	1	27	0		



GAME 7: PATRIOTS 49, DOLPHINS 28

PATRIOTS 49, DOLPHINS 28

October 21, 2007 ★ Dolphin Stadium (Att: 71,951)

	1	2	3	4	Final
New England Patriots	14	28	0	7	— 49
Miami Dolphins	0	7	0	21	— 28

The Patriots improved to a franchise-best 7-0 with a 49-28 road victory over the Dolphins. Tom Brady set a new franchise record with six touchdown passes and compiled a perfect 158.3 passer rating – the first time in team history that a Patriots passer had achieved the feat – as the Patriots recorded the sixth-highest point total in team history. New England led 42-7 at halftime and won in Miami for just the second time in team history during the months of September or October.

The Patriots took a quick 14-0 lead just over 10 minutes into the game courtesy of touchdown passes from Tom Brady to Donte' Stallworth and Kyle Brady. Miami broke onto the scoreboard with a touchdown on the first play of the second quarter, but New England's Willie Andrews returned the ensuing kickoff 77 yards for a touchdown to halt Miami's momentum. Brady threw three second-quarter touchdown passes – two to Randy Moss and one to Wes Welker – to give the Patriots a 42-7 lead. After a scoreless third quarter, the Dolphins scored three fourth-quarter touchdowns making the final score 49-28.

SINGLE-HALF SCORING RECORD

The Patriots scored 42 points in the first half, marking the highest point output in any half in franchise history. The previous single-half record was 41 points, achieved on Oct. 29, 1978 in the first half of the Patriots' 55-21 victory over the New York Jets at Schaefer Stadium. New England led that game 41-7 at halftime and led the Dolphins 42-7 at the half.

BRADY: PERFECT PASSER RATING

Tom Brady achieved a perfect passer rating of 158.3, completing 21-of-25 passes for 354 yards and six touchdowns with no interceptions. The perfect passer rating topped Brady's previous career high of 150.9, achieved on Sept. 23, 2007 against Buffalo.

BRADY: FRANCHISE-RECORD SIX TD PASSES

Tom Brady threw six touchdown passes, setting a new single-game franchise record and becoming the first NFL player to throw six touchdowns in a game since Peyton Manning did it on Nov. 25, 2004. The Patriots' previous single-game record was five touchdown passes, achieved four times, most recently by Brady on Oct. 14 against the Dallas Cowboys. Steve Grogan also had five touchdown passes on Sept. 9, 1979 and Vito "Babe" Parilli did it on two occasions – on Oct. 15, 1967 and on Nov. 15, 1964. Brady is the first NFL player to have five or more touchdowns in consecutive games since 2004, when Daunte Culpepper threw five touchdowns on Oct. 10, 2004 and on Oct. 17, 2004.

MOSS SCORES TWO

Randy Moss caught first-half touchdown passes of 35 and 50 yards, giving him 10 touchdowns this season and making him the first Patriot to catch 10 or more touchdowns in a single season since Stanley Morgan in 1986. The two-touchdown game was Moss's fourth of the season and raised his career total to 111 touchdown receptions.

RANDALL GAY INTERCEPTION

Randall Gay intercepted a Cleo Lemon pass in the end zone in the third quarter, recording his second interception of the season and the fourth interception of his career. Gay also picked off Cincinnati's Carson Palmer on Oct. 1.

WELKER SCORES TWO

Wes Welker caught two touchdown passes against his old team, marking his second consecutive game with two touchdown receptions. Welker hauled in a 14-yard touchdown pass from Tom Brady with 25 seconds remaining in the first half to make the score 42-7 and caught a 16-yard touchdown in the fourth quarter to make the score 49-21. The touchdowns were Welker's fourth and fifth of the season and raised his career total to six. Last week against Dallas, Welker had his first career two-touchdown game.

WILLIE ANDREWS KICKOFF RETURN FOR TD

Willie Andrews returned a kickoff 77 yards for a touchdown in the second quarter to give the Patriots a 21-7 lead. The touchdown came on Andrews's second career kickoff return, with his only previous kickoff return coming on Oct. 1 at Cincinnati. The kickoff return for a touchdown was the second of the season for the Patriots, with Ellis Hobbs returning a kickoff 108 yards for a touchdown on Sept. 9 against the New York Jets. This season marks the second time in team history and the first time since 1961 that the Patriots have had two different players return a kickoff for a touchdown in the same season. In 1961, Ron Burton and Larry Garron each returned kickoffs for touchdowns during the second season in franchise history.

STRONG START

Tom Brady completed each of his first 11 pass attempts of the game for 220 yards and four touchdowns, good for a perfect 158.3 passer rating. His first incompleteness of the game was thrown away under pressure with 5:23 left in the first half. Brady had a perfect 158.3 rating at halftime, completing 16-of-19 passes for 291 yards and five touchdowns.

STALLWORTH SCORES AGAIN

Donte' Stallworth gave the Patriots a 7-0 lead with a 30-yard touchdown catch from Tom Brady to cap off the Patriots' opening drive. The touchdown reception was Stallworth's third of the season and marked his third consecutive game with a scoring catch. Against Miami, Stallworth spun around a pair of defenders on the way to the end zone as he gained 25 yards after the catch. He caught a touchdown of 30 or more yards for the third week in a row – he also caught a 34-yard score against Cleveland on Oct. 7 and hauled in a 69-yarder against Dallas on Oct. 14.

BRADY-TO-BRADY FOR SECOND STRAIGHT WEEK

Tom Brady lofted a 2-yard touchdown toss to tight end Kyle Brady with 4:28 remaining in the first quarter to give the Patriots a 14-0 lead. The touchdown reception was Kyle Brady's second of the season and was the 25th of his career. Kyle Brady also scored against Dallas on Oct. 14 and has scored touchdowns in back-to-back games for the second time in his 13-year NFL career. He also caught touchdowns in consecutive contests in 2002 while playing for the Jacksonville Jaguars.

QUICK HITS

- Junior Seau sacked Cleo Lemon on the final play of the game, raising his career sack total to 54.0.
- The Patriots have outscored opponents 72-7 in the first quarter this season.
- Quarterback Matt Gutierrez made his NFL debut, completing his only pass of the day to Donte' Stallworth for a 15-yard gain in the fourth quarter.



THREE-TIME SUPER BOWL CHAMPIONS



2007 SEASON – GAME #8

NEW ENGLAND PATRIOTS 52, WASHINGTON REDSKINS 7

Sunday, Oct. 28, 2007 ★ Gillette Stadium, Foxborough, Mass. ★ 4:15 p.m. EST
 Att: 68,756 ★ Surface: Field Turf ★ Weather: Clear, Windy & Cool★ Temp: 55°F ★ Wind: NW 15 mph ★ Time of Game: 2:58



SCORING SUMMARY

	1	2	3	4	F
Washington Redskins (4-3-0)	0	0	0	7	7
New England Patriots (8-0-0) «	7	17	14	14	52

TEAM STATISTICS

	Visitor: WAS	Home: NE
TOTAL FIRST DOWNS	13	34
THIRD DOWN EFFICIENCY	2-12-17%	6-11-55%
FOURTH DOWN EFFICIENCY	1-2-50%	2-2-100%
TOTAL NET YARDS	224	486
Total Offensive Plays	56	77
NET YARDS RUSHING	47	152
NET YARDS PASSING	177	334
PUNTS Number and Average	5-37.0	2-43.0
PENALTIES Number and Yards	5/40	6/40
FUMBLES Number and Lost	3/3	1/1
EXTRA POINTS Made-Attempts	1/1	7/7
FIELD GOALS Made-Attempts	0/0	1/1
RED ZONE EFFICIENCY	1-2-50%	6-7-86%
TIME OF POSSESSION	22:11	37:49

SCORING PLAYS

Team	Qtr	Time	Play Description (Extra Point) (Drive Info)	Visitor	Home
Patriots	1	3:44	T.Brady 3 yd. run (S.Gostkowski kick) (14-90, 7:16)	0	7
Patriots	2	8:08	M.Vrabel 2 yd. pass from T.Brady (S.Gostkowski kick) (9-67, 5:09)	0	14
Patriots	2	5:45	S.Gostkowski 36 yd. Field Goal (4-3, 0:57)	0	17
Patriots	2	0:17	R.Moss 6 yd. pass from T.Brady (S.Gostkowski kick) (8-73, 1:32)	0	24
Patriots	3	7:14	T.Brady 2 yd. run (S.Gostkowski kick) (13-85, 7:46)	0	31
Patriots	3	5:47	R.Colvin 11 yd. fumble return (S.Gostkowski kick)	0	38
Patriots	4	9:06	W.Welker 2 yd. pass from T.Brady (S.Gostkowski kick) (14-88, 7:56)	0	45
Patriots	4	5:53	M.Cassel 15 yd. run (S.Gostkowski kick) (6-45, 2:37)	0	52
Redskin	4	3:00	C.Cooley 15 yd. pass from J.Campbell (S.Suisham kick) (8-63, 2:53)	7	52

INDIVIDUAL STATISTICS

WASHINGTON REDSKINS

RUSHING	ATT	YDS	AVG	LG	TD
C.Portis	11	27	2.5	7	0
L.Betts	3	9	3.0	6	0
J.Campbell	1	7	7.0	7	0
M.Sellers	1	4	4.0	4	0
Total	16	47	2.9	7	0

PASSING	ATT	CMP	YDS	SK/YD	TD	LG	IN	RT
J.Campbell	36	21	197	3/20	1	28	1	71.2
A.Randle El	1	0	0	0/0	0	0	0	39.6
Total	37	21	197	3/20	1	28	1	69.3

PASS RECEIVING	NO	YDS	AVG	LG	TD
S.Moss	6	41	6.8	15	0
C.Portis	5	54	10.8	25	0
A.Randle El	3	43	14.3	28	0
C.Cooley	3	31	10.3	15	1
T.Yoder	3	23	7.7	10	0
B.Lloyd	1	5	5.0	5	0
Total	21	197	9.4	28	1

INTERCEPTIONS	NO	YDS	AVG	LG	TD
Total	0	0	0.0	0	0

PUNTING	NO	YDS	AVG	TB	IN20	LG
D.Frost	5	185	37.0	0	1	45
Total	5	185	37.0	0	1	45

PUNT RETURNS	NO	YDS	AVG	FC	LG	TD
[DOWNED]	2	0	0.0	0	0	0
Returns	0	0	0.0	0	0	0

KICKOFF RET.	NO	YDS	AVG	FC	LG	TD
L.Betts	5	108	21.6	0	36	0
L.Alexander	1	10	10.0	0	10	0
[OUT OF BOUNDS]	1	0	0.0	0	0	0
[TOUCHBACK]	2	0	0.0	0	0	0
Returns	6	118	19.7	0	35	0

NEW ENGLAND PATRIOTS

RUSHING	ATT	YDS	AVG	LG	TD
L.Maroney	14	75	5.4	13	0
K.Faulk	5	32	6.4	8	0
H.Evans	5	24	4.8	10	0
M.Cassel	1	15	15.0	15	1
T.Brady	4	14	3.5	7	2
K.Eckel	4	2	0.5	1	0
M.Gutierrez	2	-10	-5.0	-1	0
Total	35	152	4.3	15	3

PASSING	ATT	CMP	YDS	SK/YD	TD	LG	IN	RT
T.Brady	38	29	306	1/0	3	35	0	125.5
M.Cassel	3	2	28	0/0	0	21	0	96.5
Total	41	31	334	1/0	3	35	0	123.4

PASS RECEIVING	NO	YDS	AVG	LG	TD
W.Welker	9	89	9.9	19	1
K.Faulk	7	57	8.1	12	0
D.Stallworth	4	44	11.0	22	0
J.Gaffney	4	39	9.8	21	0
R.Moss	3	47	15.7	35	1
L.Maroney	2	37	18.5	25	0
K.Brady	1	19	19.0	19	0
M.Vrabel	1	2	2.0	2	1
Total	31	334	10.8	35	3

INTERCEPTIONS	NO	YDS	AVG	LG	TD
A.Samuel	1	0	0.0	0	0
Total	1	0	0.0	0	0

PUNTING	NO	YDS	AVG	TB	IN20	LG
C.Hanson	2	86	43.0	0	2	47
Total	2	86	43.0	0	2	47

PUNT RETURNS	NO	YDS	AVG	FC	LG	TD
K.Faulk	0	0	0.0	1	0	0
W.Welker	0	0	0.0	1	0	0
[DOWNED]	3	0	0.0	0	0	0
Returns	0	0	0.0	2	0	0

KICKOFF RET.	NO	YDS	AVG	FC	LG	TD
E.Hobbs	1	16	16.0	0	16	0
M.Vrabel	1	3	3.0	0	3	0
Returns	2	19	9.5	0	16	0



GAME 8: PATRIOTS 52, REDSKINS 7

PATRIOTS 52, REDSKINS 7

October 28, 2007 ★ Gillette Stadium (Att: 68,756)

	1	2	3	4	Final
Washington Redskins	0	0	0	7	— 7
New England Patriots	7	17	14	14	— 52

The Patriots improved to 8-0 with a 52-7 win over the Washington Redskins at Gillette Stadium. Tom Brady accounted for five touchdowns (three passing and two rushing), as the Patriots posted their highest point total since 1979. Mike Vrabel led the way defensively, tying his career-high with 3.0 sacks, with each one causing a fumble that was recovered by the Patriots and converted into points. Vrabel also caught a touchdown pass while lined up as a goal-line tight end. Roosevelt Colvin scooped up one of Vrabel's forced fumbles and ran 11 yards to the end zone for his first career touchdown, while Asante Samuel also was a defensive standout, recording his 20th career interception. Laurence Maroney averaged 5.4 yards per carry, totaling 75 yards while totting the ball 14 times. Wes Welker and Randy Moss each caught touchdown passes for New England, and backup quarterback Matt Cassel scored his first career rushing touchdown in the fourth quarter.

New England scored the only touchdown of the first quarter when Brady plunged into the end zone from three yards out to cap off a 14-play, 90-yard drive to give the Patriots a 7-0 advantage. In the second quarter, Vrabel's scoring grab gave New England a 14-0 lead, and three plays later, he forced a Washington fumble that the Patriots recovered and turned into a 36-yard field goal that made the score 17-0. Washington's next two possessions were also ended by turnovers, with Samuel's interception halting one drive and Vrabel's second strip-sack of the quarter stopping another and setting up a Brady-to-Moss touchdown that gave New England a 24-0 halftime lead.

In the second half, the Patriots for the ball and marched 85 yards in 13 plays to take a 31-0 advantage on Brady's second rushing score of the day. On the ensuing drive, Vrabel's third strip-sack caused a loose ball that was picked up by Colvin and returned for a touchdown to give New England a 38-0 lead. A fourth-down stop by the Patriots defense then set up an 88-yard drive that ended when Brady found Welker for his third touchdown toss of the day, giving the Patriots a 45-0 lead. After a three-and-out by the New England defense, backup quarterback Matt Cassel directed a 6-play, 45-yard drive that ended in a 15-yard touchdown run and a 52-0 lead. Washington reached the end zone on its next possession to round out the scoring.

EIGHT STRAIGHT GAMES WITH 34+ POINTS

The Patriots have become just the second team in NFL history to score at least 34 points in each of its first eight games of a season, joining the 2000 St. Louis Rams. The Patriots have scored 38, 38, 38, 34, 34, 48, 49 and 52 points in their eight games this season, for a total of 331 points. The 2000 Rams scored 41, 37, 41, 41, 57, 45, 34 and 34 points in their first eight games, for a total of 330 points. In their ninth game of the 2000 season, the Rams scored 24 points in a 27-24 loss to Carolina (Nov. 5, 2000).

OFFENSIVE OUTPUT IN CONTEXT

The Patriots scored 52 points against Washington, tying the third highest single-game point total in team history. The 52 points was New England's highest total since Sept. 9, 1979, when they scored a franchise-record 56 points in a 56-3 win over the New York Jets. New England scored 55 points in a 55-21 win over the Jets on Oct. 29, 1978, and also scored 52 points in a 52-21 win over Buffalo on Oct. 22, 1961. The Patriots' 45-point margin of victory over the Redskins is the second largest victory margin in team history, trailing only a 53-point victory over the Jets on Sept. 9, 1979 (56-3).

SINGLE-GAME RECORD: MOST FIRST DOWNS

The Patriots gained 34 first downs against Washington on Oct. 28, setting a new franchise record for most first downs in a single game. The previous single-game team record was 32 first downs, achieved on Dec. 11, 2005 in a 35-7 win at Buffalo. In their 52-7 win over Washington, the Patriots gained 13 first downs rushing and 21 first downs passing.

BRADY TIES NFL MARK

With three touchdown passes against the Redskins, Tom Brady has thrown for at least three touchdowns in all eight games this season, tying the NFL record for consecutive games with three or more touchdown passes. Peyton Manning also threw for three or more touchdown passes in eight consecutive games in 2004.

BRADY SETS NEW CAREER HIGH WITH 30 TOUCHDOWN PASSES IN 2007

Tom Brady threw three touchdown passes against Washington and ran for two more touchdowns. His three touchdown passes raised his season total to 30, a number that represents a new career high and is the second highest single-season total in team history, trailing only Vito "Babe" Parilli's franchise-record total of 31 touchdowns in 1964. Brady's previous career-high was 28 touchdown passes (2002, 2004). He set a new single-season career high when he threw his second touchdown of the day and his 29th of the season – a 6-yard strike to Randy Moss.

VRABEL SCORES 10th TOUCHDOWN

Linebacker Mike Vrabel caught his eighth regular-season touchdown pass and his 10th overall touchdown pass (including two in the playoffs) on a 2-yard scoring catch from Tom Brady in the second quarter that gave the Patriots a 14-0 lead. Vrabel also caught a touchdown pass on Oct. 1 at Cincinnati, and has tied his single-season career high with two touchdown catches.

VRABEL: THREE STRIP-SACKS

Mike Vrabel recorded three strip-sacks against the Redskins, all of which created fumbles that were recovered by the Patriots. His third strip-sack of the day caused a fumble that was picked up by Roosevelt Colvin and returned 10 yards for a touchdown. Vrabel's three sacks tie his single-game career-high, also achieved on Oct. 26, 2003 against Cleveland. He is the first Patriot to record three or more sacks in a game since Jarvis Green had three on Oct. 1, 2006 at Cincinnati. Vrabel's three strip-sacks against Washington set up 17 points off turnovers, with his first strip-sack setting up a field goal drive that gave the Patriots a 17-0 lead, his second setting up a touchdown drive that gave the Patriots a 24-0 lead.

BRADY SCORES TWO RUSHING TOUCHDOWNS

Tom Brady scored two rushing touchdowns against Washington, setting a new single-game and single-season career high. Brady had three career regular-season rushing touchdowns heading into the game – one in each of the 2002, 2003 and 2005 seasons. Brady is the first Patriot to rush for two or more touchdowns in a game since Corey Dillon did it in the 2006 regular-season finale on Dec. 31, 2006. The last Patriots quarterback to run for two or more touchdowns in a game was Tony Eason, who did it on Oct. 14, 1984 against Cincinnati. Combined with Matt Cassel's touchdown run in the fourth quarter, the Redskins game marked the first time in team history that Patriots quarterbacks had scored three touchdowns in a game.

RECORD PERFORMANCE

With the Patriots' victory over Washington, Tom Brady has now defeated each of the 31 teams (besides New England) as a starting quarterback. Entering the Redskins game, Washington was the only team against which the Patriots had not won with Brady as a starting quarterback.



THREE-TIME SUPER BOWL CHAMPIONS



2007 SEASON – GAME #9

NEW ENGLAND PATRIOTS 24, INDIANAPOLIS COLTS 20

Sunday, Nov. 4, 2007 ★ RCA Dome, Indianapolis, Ind. ★ 4:15 p.m. EST

Att: 57,540 ★ Surface: Field Turf ★ Weather: Indoors ★ Time of Game: 3:04



SCORING SUMMARY

	1	2	3	4	F
New England (9-0-0) «	0	7	3	14	24
Indianapolis (8-1-0)	3	10	0	7	20

TEAM STATISTICS

Visitor: NE Home: IND

TOTAL FIRST DOWNS	21	23
THIRD DOWN EFFICIENCY	7-12-58%	5-12-42%
FOURTH DOWN EFFICIENCY	0-0-0%	0-0-0%
TOTAL NET YARDS	342	329
Total Offensive Plays	62	61
NET YARDS RUSHING	105	119
NET YARDS PASSING	237	210
PUNTS Number and Average	3-44.3	3-53.3
PENALTIES Number and Yards	10/146	4/25
FUMBLES Number and Lost	0/0	2/1
EXTRA POINTS Made-Attempts	3/3	2/2
FIELD GOALS Made-Attempts	1/1	2/3
RED ZONE EFFICIENCY	3-4-75%	1-3-33%
TIME OF POSSESSION	29:44	30:16

SCORING PLAYS

Team	Qtr	Time	Play Description (Extra Point) (Drive Info)	Visitor	Home
Colts	1	3:05	A.Vinatieri 21 yd. Field Goal (7-88, 3:09)	0	3
Patriots	2	12:00	R.Moss 4 yd. pass from T.Brady (S.Gostkowski kick) (13-62, 6:05)	7	3
Colts	2	7:34	A.Vinatieri 25 yd. Field Goal (9-73, 4:26)	7	6
Colts	2	0:13	J.Addai 73 yd. pass from P.Manning (A.Vinatieri kick) (6-98, 1:33)	7	13
Patriots	3	2:22	S.Gostkowski 34 yd. Field Goal (11-75, 6:06)	10	13
Colts	4	9:42	P.Manning 1 yd. run (A.Vinatieri kick) (8-32, 4:22)	10	20
Patriots	4	7:59	W.Welker 3 yd. pass from T.Brady (S.Gostkowski kick) (7-73, 1:43)	17	20
Patriots	4	3:15	K.Faulk 13 yd. pass from T.Brady (S.Gostkowski kick) (3-51, 0:43)	24	20

INDIVIDUAL STATISTICS

NEW ENGLAND PATRIOTS

RUSHING	ATT	YDS	AVG	LG	TD
L.Maroney	15	59	3.9	9	0
K.Faulk	7	29	4.1	9	0
T.Brady	5	14	2.8	19	0
H.Evans	1	3	3.0	3	0
Total	28	105	3.8	19	0

PASSING	ATT	CMP	YDS	SK/YD	TD	LG	IN	RT
T.Brady	32	21	255	2/18	3	55	2	95.2
Total	32	21	255	2/18	3	55	2	95.2

PASS RECEIVING	NO	YDS	AVG	LG	TD
R.Moss	9	145	16.1	55	1
W.Welker	5	38	7.6	12	1
K.Faulk	3	20	6.7	13	1
D.Stallworth	2	42	21.0	33	0
B.Watson	2	10	5.0	6	0
Total	21	255	12.1	55	3

INTERCEPTIONS	NO	YDS	AVG	LG	TD
R.Harrison	1	2	2.0	2	0
Total	1	2	2.0	2	0

PUNTING	NO	YDS	AVG	TB	IN20	LG
C.Hanson	3	133	44.3	0	2	53
Total	3	133	44.3	0	2	53

PUNT RETURNS	NO	YDS	AVG	FC	LG	TD
W.Welker	3	60	20.0	0	35	0
Returns	3	60	20.0	0	35	0

KICKOFF RETURNS	NO	YDS	AVG	FC	LG	TD
E.Hobbs	4	96	24.0	0	34	0
W.Welker	1	26	26.0	0	26	0
Returns	5	122	24.4	0	34	0

INDIANAPOLIS COLTS

RUSHING	ATT	YDS	AVG	LG	TD
J.Addai	26	112	4.3	21	0
K.Keith	4	6	1.5	6	0
P.Manning	1	1	1.0	1	1
Total	31	119	3.8	21	1

PASSING	ATT	CMP	YDS	SK/YD	TD	LG	IN	RT
P.Manning	27	16	225	3/15	1	73	1	83.1
Total	27	16	225	3/15	1	73	1	83.1

PASS RECEIVING	NO	YDS	AVG	LG	TD
J.Addai	5	114	22.8	73	1
R.Wayne	5	62	12.4	24	0
D.Clark	2	15	7.5	17	0
A.Moorehead	2	13	6.5	8	0
A.Gonzalez	1	13	13.0	13	0
B.Utecht	1	8	8.0	8	0
Total	16	225	14.1	73	1

INTERCEPTIONS	NO	YDS	AVG	LG	TD
G.Brackett	1	28	28.0	28	0
A.Bethea	1	0	0.0	0	0
Total	2	28	14.0	28	0

PUNTING	NO	YDS	AVG	TB	IN20	LG
H.Smith	3	160	53.3	0	1	55
Total	3	160	53.3	0	1	55

PUNT RETURNS	NO	YDS	AVG	FC	LG	TD
T.Rushing	1	11	11.0	1	11	0
[OUT OF BOUNDS]	1	0	0.0	0	0	0
Returns	1	11	11.0	1	11	0

KICKOFF RETURNS	NO	YDS	AVG	FC	LG	TD
T.Rushing	3	46	15.3	0	21	0
[TOUCHBACK]	2	0	0.0	0	0	0
Returns	3	46	15.3	0	21	0



GAME 9: PATRIOTS 24, COLTS 20

PATRIOTS 24, COLTS 20

November 4, 2007 ★ RCA Dome (Att: 57,540)

	1	2	3	4	Final
New England Patriots	0	7	3	14	— 24
Indianapolis Colts	3	10	0	7	— 20

The Patriots improved to 9-0 entering their bye week after rebounding from a 20-10 fourth-quarter deficit to beat the previously-undefeated Indianapolis Colts on the road, 24-20. In the first matchup of undefeated teams with seven or more wins in the 88-year history of the NFL, the Patriots scored two touchdowns in the last eight minutes of the game to avenge their loss to Indianapolis in the 2006 AFC Championship Game and enter their bye week with a hard-fought victory.

BRADY SETS FRANCHISE TD PASS MARK

With three touchdown passes against the Colts, Tom Brady raised his season total to 33 touchdown passes, setting a new franchise record and passing Vito "Babe" Parilli's previous record of 31 touchdown passes in 1964. Brady tied the record with a 4-yard scoring strike to Randy Moss in the second quarter and set a new record with his 32nd scoring pass of the season, a 3-yard strike to Wes Welker in the fourth quarter. Parilli threw his 31 touchdown passes for the Boston Patriots during the 14-game American Football League season. Brady reached 33 passes in the ninth game of the season.

BRADY SETS RECORD FOR CONSEC. 3+ TD GAMES

Tom Brady threw three touchdown passes against Indianapolis, setting an NFL record with his ninth straight game with three or more touchdown passes. He broke the old record of eight consecutive games, set by Peyton Manning in 2004.

BRADY LEADS 25th CAREER COMEBACK

Tom Brady led the Patriots to victory following a 20-10 fourth-quarter deficit, marking the 25th time in his career that he has led the Patriots to a win following a fourth-quarter deficit or tie. He accomplished the feat for the 19th time in the regular season and has also done it six times in the playoffs (including three times in the Super Bowl). The comeback against the Colts marked the Patriots' fourth comeback from a deficit of 10 or more points with Brady at the helm and the second one that was won in regulation time. The last time Brady led a comeback of 10 or more points was on Dec. 29, 2002, when the Patriots defeated the Miami Dolphins 27-24 in overtime after trailing 24-13 with 4:59 remaining in regulation.

MOSS TIES FRANCHISE RECEIVING TD RECORD

Randy Moss hauled in a 4-yard touchdown pass from Tom Brady in the second quarter to give the Patriots a 7-3 lead. The touchdown was Moss's 12th receiving touchdown of the season, tying the Patriots' single-season franchise record also achieved by Stanley Morgan in 1979. On the same touchdown pass where Moss tied the record, Tom Brady tied Babe Parilli's 1964 mark with his 31st touchdown toss of the year.

DEFENSE BEARS DOWN

In what turned out to be crucial plays in a four-point Patriots win, the New England defense clamped down and held the Colts to a field goal on two occasions in the first half after long pass interference penalties gave the Colts a first-and-goal from inside the 10-yard line. In the first quarter, a 37-yard penalty gave Indianapolis a first-and-goal from the 9-yard line, but Asante Samuel's pass deflection in the end zone on third down kept Indianapolis out of the end zone and forced a 21-yard field goal by the Colts. In the second quarter, a 40-yard penalty gave the Colts a first-and-goal from the six-yard line, but Randall Gay stuffed Dallas Clark on third down for a 2-yard loss on a pass play that once again kept the Colts out of the end zone and forced a 25-yard field goal.

GREEN MACHINE

Jarvis Green strip-sacked Peyton Manning with 2:30 remaining in the game on third-and-nine at the Colts' 49-yard line with New England holding a 24-20 lead. Roosevelt Colvin recovered the fumble, giving the Patriots possession at the Indianapolis 46-yard line and ending Indianapolis' bid for a potential go-ahead score. The sack was Green's fourth of the season and raised his career total to 22.5 sacks. It was his first forced fumble of the season and was the seventh forced fumble of his career.

FAULK SCORES FIRST TD OF THE SEASON

Kevin Faulk scored his first touchdown of the season on a 13-yard reception from Tom Brady that gave the Patriots a 24-20 lead with 3:15 remaining in the game. The touchdown was the 24th of Faulk's career and was his 11th career touchdown reception.

SEYMOUR TIPS FIELD GOAL

Richard Seymour tipped Adam Vinatieri's 50-yard field goal attempt in the first quarter, getting his fingertips on the ball and forcing Vinatieri's first career miss in the RCA Dome. In his seven-year career, Seymour has blocked five career field goals in the regular season and one in the playoffs. Heading into the game, Vinatieri was 55-for-57 on indoor field goal attempts in the regular season, with his only two misses coming at Houston's Reliant Stadium on Nov. 23, 2003 while playing for the Patriots against the Houston Texans.

MOSS CATCHES 55-YARD PASS

Randy Moss hauled in a 55-yard pass in the fourth quarter that gave the Patriots a first-and-goal at the Colts' 3-yard line and set up a touchdown that cut New England's deficit to 20-13. The catch was Moss's longest of the season and his longest since Oct. 2, 2005, when he grabbed a 79-yard pass while playing for the Oakland Raiders against the Dallas Cowboys. Moss's 55-yard grab was the second longest by a Patriots player this season, trailing only Donte Stallworth's 69-yard touchdown reception at Dallas on Oct. 14.

QUICK HITS

- Tom Brady improved his career record as a starter (including playoffs) to... 27-5 in games decided by six points or fewer, 31-2 on artificial turf and 11-1 in games played indoors.
- Rosevelt Colvin sacked Peyton Manning on third down in the fourth quarter, causing a fumble (the Colts recovered) and forcing an Indianapolis punt on the ensuing play.
- The Patriots were penalized a total of 146 yards on 10 penalties, setting a new single-game franchise record for penalty yards. The previous record was 139 penalty yards against Buffalo on Nov. 6, 1983.

WELKER'S 35-YARD PUNT RETURN

Wes Welker's 35-yard punt return in the third quarter was the longest by a Patriots player this season and the longest since Chad Jackson returned a punt 39 yards at Tennessee on Dec. 31, 2006. For Welker, it was his longest punt return since bringing one back 47 yards while playing for Miami in the 2006 regular-season opener on Sept. 7, 2006 at Pittsburgh.

INTERCEPTION-FREE STREAK BROKEN

Tom Brady threw an interception to Indianapolis' Antoine Bethea in the second quarter, ending a streak of 175 pass attempts without an interception. His 175 passes without a pick are the longest streak of Brady's career and are four shy of the franchise record of 179 passes without an interception, achieved by Drew Bledsoe in 1995. During Brady's 175-pass streak without an interception, he threw 20 touchdown passes. Prior to Bethea's interception, the last time Brady had thrown a pick was on Oct. 1, when Cincinnati's Leon Hall picked off one of his passes in the second quarter.




THREE-TIME SUPER BOWL CHAMPIONS



2007 SEASON – GAME #10

NEW ENGLAND PATRIOTS 56, BUFFALO BILLS 10

Sunday, Nov. 18, 2007 ★ Ralph Wilson Stadium, Orchard Park, NY ★ 8:15 p.m. EST
 Att: 71,338 ★ Surface: AstroPlay ★ Weather: Partly Cloudy ★ Temp: 36°F ★ Wind: NE 10 mph ★ Time of Game: 2:59



SCORING SUMMARY

	1	2	3	4	F
New England (10-0-0) «	14	21	7	14	56
Buffalo (5-5-0)	7	0	3	0	10

TEAM STATISTICS

Visitor: NE Home: BUF

TOTAL FIRST DOWNS	30	14
THIRD DOWN EFFICIENCY	8-11-73%	4-10-40%
FOURTH DOWN EFFICIENCY	2-2-100%	0-0-0%
TOTAL NET YARDS	510	229
Total Offensive Plays	70	49
NET YARDS RUSHING	127	78
NET YARDS PASSING	383	151
PUNTS Number and Average	1-36.0	4-36.5
PENALTIES Number and Yards	4/37	5/34
FUMBLES Number and Lost	1/0	2/1
EXTRA POINTS Made-Attempts	8/8	1/1
FIELD GOALS Made-Attempts	0/0	1/1
RED ZONE EFFICIENCY	6-6-100%	0-0-0%
TIME OF POSSESSION	34:54	25:06

SCORING PLAYS

Team	Qtr	Time	Play Description (Extra Point) (Drive Info)	Visitor	Home
Patriots	1	12:17	L.Maroney 6 yd. run (S.Gostkowski kick) (2-13, 0:34)	7	0
Patriots	1	8:04	R.Moss 43 yd. pass from T.Brady (S.Gostkowski kick) (6-63, 2:18)	14	0
Bills	1	3:38	R.Parrish 47 yd. pass from J.Losman (R.Lindell kick) (8-82, 4:26)	14	7
Patriots	2	14:53	R.Moss 16 yd. pass from T.Brady (S.Gostkowski kick) (8-72, 3:45)	21	7
Patriots	2	6:33	R.Moss 6 yd. pass from T.Brady (S.Gostkowski kick) (10-84, 6:12)	28	7
Patriots	2	0:10	R.Moss 17 yd. pass from T.Brady (S.Gostkowski kick) (12-72, 2:39)	35	7
Patriots	3	8:49	B.Watson 3 yd. pass from T.Brady (S.Gostkowski kick) (12-73, 6:11)	42	7
Bills	3	6:02	R.Lindell 52 yd. Field Goal (7-18, 2:47)	42	10
Patriots	4	14:55	K.Eckel 1 yd. run (S.Gostkowski kick) (10-75, 6:07)	49	10
Patriots	4	13:59	E.Hobbs 35 yd. fumble return (S.Gostkowski kick)	56	10

INDIVIDUAL STATISTICS

NEW ENGLAND PATRIOTS

RUSHING	ATT	YDS	AVG	LG	TD
H.Evans	10	56	5.6	11	0
K.Eckel	10	40	4.0	14	1
L.Maroney	6	19	3.2	9	1
T.Brady	2	9	4.5	5	0
W.Welker	1	3	3.0	3	0
Total	29	127	4.4	14	2

PASSING	ATT	CMP	YDS	SK/YD	TD	LG	IN	RT
T.Brady	39	31	373	0/0	5	43	0	146.1
M.Cassel	2	2	10	0/0	0	6	0	87.5
Total	41	33	383	0/0	5	43	0	145.2

PASS RECEIVING	NO	YDS	AVG	LG	TD
R.Moss	10	128	12.8	43	4
W.Welker	7	78	11.1	24	0
D.Stallworth	5	56	11.2	20	0
J.Gaffney	3	44	14.7	31	0
B.Watson	3	43	14.3	25	1
K.Faulk	2	18	9.0	10	0
H.Evans	2	10	5.0	6	0
K.Eckel	1	6	6.0	6	0
Total	33	383	11.6	43	5

INTERCEPTIONS	NO	YDS	AVG	LG	TD
R.Gay	1	21	21.0	21	0
Total	1	21	21.0	21	0

PUNTING	NO	YDS	AVG	TB	IN20	LG
C.Hanson	1	36	36.0	1	0	36
Total	1	36	36.0	1	0	36

PUNT RETURNS	NO	YDS	AVG	FC	LG	TD
W.Welker	1	4	4.0	1	4	0
K.Faulk	0	0	0.0	1	0	0
[DOWNED]	1	0	0.0	0	0	0
Returns	1	4	4.0	2	4	0

KICKOFF RET.	NO	YDS	AVG	FC	LG	TD
E.Hobbs	1	17	17.0	0	17	0
W.Andrews	1	15	15.0	0	15	0
C.Jackson	1	15	15.0	0	15	0
Returns	3	47	15.7	0	17	0

BUFFALO BILLS

RUSHING	ATT	YDS	AVG	LG	TD
An.Thomas	11	31	2.8	9	0
J.Losman	4	31	7.8	13	0
F.Jackson	3	15	5.0	8	0
D.Wright	1	1	1.0	1	0
Total	19	78	4.1	13	0

PASSING	ATT	CMP	YDS	SK/YD	TD	LG	IN	RT
J.Losman	26	15	173	4/22	1	47	1	74.7
Total	26	15	173	4/22	1	47	1	74.7

PASS RECEIVING	NO	YDS	AVG	LG	TD
L.Evans	4	40	10.0	16	0
J.Reed	3	44	14.7	19	0
An.Thomas	3	15	5.0	11	0
F.Jackson	2	9	4.5	7	0
R.Parrish	1	47	47.0	47	1
M.Gaines	1	13	13.0	13	0
D.Wright	1	5	5.0	5	0
Total	15	173	11.5	47	1

INTERCEPTIONS	NO	YDS	AVG	LG	TD
Total	0	0	0.0	0	0

PUNTING	NO	YDS	AVG	TB	IN20	LG
B.Moorman	4	146	36.5	0	1	43
Total	4	146	36.5	0	1	43

PUNT RETURNS	NO	YDS	AVG	FC	LG	TD
[TOUCHBACK]	1	0	0.0	0	0	0
Returns	0	0	0.0	0	0	0

KICKOFF RET.	NO	YDS	AVG	FC	LG	TD
T.McGee	8	147	18.4	0	29	0
F.Jackson	1	16	16.0	0	16	0
Returns	9	163	18.1	0	29	0



GAME 10: PATRIOTS 56, BILLS 10

PATRIOTS 56, BILLS 10

November 18, 2007 ★ Ralph Wilson Stadium (Att: 71,338)

	1	2	3	4	Final
New England Patriots	14	21	7	14	— 56
Buffalo Bills	7	0	3	0	— 10

The Patriots tied their single-game franchise scoring record in a 56-10 victory over the Buffalo Bills in Orchard Park, N.Y. Randy Moss's franchise-record four touchdown receptions led the way for the Patriots offensively as New England totaled 510 total net yards – its highest total since 1979. New England scored touchdowns on each of its first seven offensive possessions.

The Patriots got on the board first, when an interception by Randall Gay set up a 2-play, 13-yard drive that ended in Laurence Maroney's first touchdown run of the season and a 7-0 New England lead. The Patriots extended their lead to 14-0 with 8:04 left in the first quarter when Tom Brady hit Moss for a 43-yard score. The Bills responded by marching 82 yards on eight plays to cut the lead to 14-7 on a 47-yard touchdown pass from J.P. Losman to Roscoe Parrish. But on the first play of the second quarter, the Patriots struck again when Brady found Moss for a 16-yard score and a 21-7 Patriots lead. Moss added two more touchdown catches in the quarter to give New England a 35-7 halftime advantage.

The Patriots got the ball to begin the second half and marched 73 yards in 12 plays to take a 42-7 lead on a Brady touchdown pass to Benjamin Watson. A 52-yard field goal by Buffalo's Rian Lindell made the score 42-10 entering the fourth quarter. The Patriots raised their advantage to 49-10 on a 1-yard run by rookie Kyle Eckel on the first play of the final quarter. Two plays later, James Sanders forced Buffalo receiver Dwayne Wright to fumble and Ellis Hobbs scooped up the loose ball and ran 35 yards for a touchdown and a 56-10 Patriots advantage.

PATRIOTS TIE FRANCHISE SINGLE-GAME SCORING RECORD

With 56 points against the Bills, the Patriots tied the highest single-game point total in franchise history, equaling the 56 points scored in a 56-3 victory over the New York Jets on Sept. 9, 1979. Of the 10 highest-scoring games in the Patriots franchise's 718-game history, four have come this season – a 52-7 win over Washington (10/28/07), a 49-28 win over Miami (10/21/07) and a 48-27 win over Dallas (10/14/07), in addition to the 56-10 victory over Buffalo. New England's 46-point margin of victory over the Bills is the second largest in franchise history, trailing only their 53-point margin in their 56-3 win over the Jets in 1979.

BRADY BREAKS 3,000-YARD MARK FOR THE SEASON

Tom Brady eclipsed the 3,000-yard passing plateau, finishing the Buffalo game with 3,056 yards while completing 250-of-338 passes (74.0 percent) for 38 touchdowns and four interceptions. Brady broke the 3,000-yard mark for the sixth straight season. He threw for a career-high 4,110 yards in 2005.

RANDALL GAY RECORDS THIRD INTERCEPTION OF THE SEASON

Randall Gay recorded his third interception of the season when he picked off a J.P. Losman pass on the Bills' fourth offensive play of the game and returned it 21 yards to Buffalo's 13-yard line. The interception set up a two-play touchdown drive that ended in a 6-yard scoring run by Laurence Maroney and a 7-0 Patriots lead. Gay's three interceptions tied Junior Seau for the second highest total on the team. Gay's three interceptions established a new career high, topping his two interceptions as a rookie in 2004. Gay's interception against Buffalo raises his career total to five interceptions.

WATSON GRABS SIXTH TOUCHDOWN OF SEASON

Benjamin Watson caught his sixth touchdown pass of the season, a 3-yard scoring grab from Tom Brady to give the Patriots a 42-7 lead. The touchdown catch was Watson's first since Oct. 7, when he had two scoring catches in a victory over Cleveland. Watson's six touchdown receptions are a single-season career high, topping his four scoring grabs in 2005. Watson's six touchdown catches are the most by a Patriots tight end since Daniel Graham had seven scoring grabs in 2005.

WELKER SETS SINGLE-SEASON CAREER HIGH

With his seventh catch of the night – a 24-yard reception in the third quarter – Wes Welker set a new single-season career high with his 68th reception of the season. Welker's previous career high was 67 receptions, achieved in 2006 with the Miami Dolphins.

MARONEY REACHES END ZONE

Laurence Maroney scored his first touchdown of the season on a 6-yard run in the first quarter to give the Patriots a 7-0 lead. The touchdown was Maroney's first since Dec. 31, 2006, when he scored on a 1-yard run at Tennessee in the 2006 regular-season finale. His touchdown against the Bills was the eighth touchdown of Maroney's career (7 rush, 1 rec.).

HOBBS SCORES ON FUMBLE RECOVERY

Ellis Hobbs caught a loose ball forced by James Sanders in the fourth quarter and returned the fumble 35 yards for a touchdown to give the Patriots a 56-10 lead. The touchdown was the third of Hobbs's career, joining two kickoff returns for touchdowns – one in 2007 and one in 2006. Hobbs's touchdown was the fourth defensive touchdown of the season for the Patriots, joining an interception return by Adalius Thomas (9/16), a fumble return by Randall Gay (10/7) and a fumble return by Rosevelt Colvin (10/28).

JACKSON AND JACKSON DEBUT

Wide receiver Chad Jackson and cornerback Eddie Jackson both played in their first game of the 2007 season. Both players spent the first nine games of the season on the reserve/PUP list.

10 RECEPTIONS FOR MOSS

Randy Moss set a season high with 10 receptions against Buffalo. Moss's 10 receptions mark the ninth game of his career with 10 or more receptions. The last time Moss had 10 or more receptions in a game was on Nov. 30, 2003, when he caught 10 passes for 160 yards and a touchdown for the Minnesota Vikings at St. Louis.

VRABEL RAISES SEASON TOTAL TO 9.5 SACKS

Mike Vrabel was credited with a zero-yard sack of J.P. Losman in the first quarter. The sack raised Vrabel's team-high season total to 9.5 sacks, tying his single-season career high, also achieved in 2003. Vrabel's 9.5 sacks tie the highest total by a Patriots player since Willie McGinest had 11.0 sacks in 1995. Since then, a Patriot has totaled 9.5 sacks four times: Vrabel (2003, 2007), McGinest (1996, 2004).

THOMAS SETS SINGLE-GAME CAREER HIGH WITH 2.5 SACKS

Adalius Thomas recorded 2.5 sacks in the first half against the Bills, setting a new single-game career high and recording his fourth career game with at least two sacks. Thomas sacked J.P. Losman for a 9-yard loss in the first quarter and later dropped Losman for a 6-yard loss in the second quarter. He then teamed with Tedy Bruschi to drop Losman for a 7-yard loss in the second quarter. The sacks raise Thomas's season total to 3.0 sacks and his career total to 41.5 sacks. Thomas is the fifth player to record 2.0 or more sacks in a game for the Patriots this season, joining Mike Vrabel (twice), Rosevelt Colvin, Tedy Bruschi and Jarvis Green.



THREE-TIME SUPER BOWL CHAMPIONS




2007 SEASON – GAME #11

NEW ENGLAND PATRIOTS 31, PHILADELPHIA EAGLES 28

Sunday, Nov. 25, 2007 ★ Gillette Stadium, Foxborough, Mass. ★ 8:15 p.m. EST

Att: 68,756 ★ Surface: Field Turf ★ Weather: Clear & Cold ★ Temp: 39°F ★ Wind: SW 8 mph ★ Time of Game: 3:08



SCORING SUMMARY

	1	2	3	4	F
Philadelphia (5-6-0)	7	14	7	0	28
New England (11-0-0) «	14	10	0	7	31

TEAM STATISTICS

	Visitor: PHI	Home: NE
TOTAL FIRST DOWNS	22	25
THIRD DOWN EFFICIENCY	8-13-62%	10-16-63%
FOURTH DOWN EFFICIENCY	1-1-100%	0-1-0%
TOTAL NET YARDS	391	410
Total Offensive Plays	63	73
NET YARDS RUSHING	155	48
NET YARDS PASSING	336	362
PUNTS Number and Average	3-36.7	2-41.0
PENALTIES Number and Yards	3/18	7/44
FUMBLES Number and Lost	2/1	0/0
EXTRA POINTS Made-Attempts	4/4	4/4
FIELD GOALS Made-Attempts	0/0	1/2
RED ZONE EFFICIENCY	3-3-100%	3-5-60%
TIME OF POSSESSION	27:49	32:11

SCORING PLAYS

Team	Qtr	Time	Play Description (Extra Point) (Drive Info)	Visitor	Home
Patriots	1	13:38	A.Samuel 40 yd. interception return (S.Gostkowski kick)	0	7
Eagles	1	6:38	B.Westbrook 1 yd. run (D.Akers kick) (14-77, 7:00)	7	7
Patriots	1	1:35	H.Evans 1 yd. run (S.Gostkowski kick) (10-78, 5:03)	7	14
Eagles	2	12:50	G.Lewis 28 yd. pass from A.Feeley (D.Akers kick) (8-76, 3:45)	14	14
Patriots	2	6:42	S.Gostkowski 23 yd. Field Goal (11-75, 4:36)	14	17
Eagles	2	3:01	G.Lewis 18 yd. pass from A.Feeley (D.Akers kick) (8-68, 3:41)	21	17
Patriots	2	0:08	J.Gaffney 19 yd. pass from T.Brady (S.Gostkowski kick) (9-54, 2:53)	21	24
Eagles	3	1:34	R.Brown 8 yd. pass from A.Feeley (D.Akers kick) (10-78, 3:26)	28	24
Patriots	4	7:20	L.Maroney 4 yd. run (S.Gostkowski kick) (10-69, 4:42)	28	31

INDIVIDUAL STATISTICS

NEW YORK JETS

RUSHING	ATT	YDS	AVG	LG	TD
B.Westbrook	17	52	3.1	14	1
A.Feeley	1	2	2.0	2	0
J.Avant	1	1	1.0	1	0
Total	19	55	2.9	14	1

PASSING	ATT	CMP	YDS	SK/YD	TD	LG	IN	RT
A.Feeley	42	27	345	2/9	3	28	3	83.9
Total	42	27	345	2/9	3	28	3	83.9

PASS RECEIVING	NO	YDS	AVG	LG	TD
B.Westbrook	7	40	5.7	13	0
K.Curtis	5	71	14.2	19	0
R.Brown	5	45	9.0	12	1
G.Lewis	4	88	22.0	28	2
L.Smith	3	46	15.3	18	0
J.Avant	1	21	21.0	21	0
M.Schobel	1	18	18.0	18	0
H.Baskett	1	16	16.0	16	0
Total	27	345	12.8	28	3

INTERCEPTIONS	NO	YDS	AVG	LG	TD
Total	0	0	0.0	0	0

PUNTING	NO	YDS	AVG	TB	IN20	LG
S.Rocca	3	110	36.7	1	1	49
Total	3	110	36.7	1	1	49

PUNT RETURNS	NO	YDS	AVG	FC	LG	TD
R.Mahe	1	-2	-2.0	0	-2	0
B.Westbrook	1	-2	-2.0	0	-2	0
Returns	2	-4	-2.0	0	-2	0

KICKOFF RET.	NO	YDS	AVG	FC	LG	TD
C.Buckhalter	4	87	21.8	0	33	0
J.Reed	2	50	25.0	0	28	0
Returns	6	137	22.8	0	33	0

NEW ENGLAND PATRIOTS

RUSHING	ATT	YDS	AVG	LG	TD
L.Maroney	10	31	3.1	10	1
T.Brady	3	16	5.3	12	0
H.Evans	1	1	1.0	1	1
K.Faulk	2	0	0.0	1	0
Total	16	48	3.0	12	2

PASSING	ATT	CMP	YDS	SK/YD	TD	LG	IN	RT
T.Brady	54	34	380	3/18	1	42	0	90.0
Total	54	34	380	3/18	1	42	0	90.0

PASS RECEIVING	NO	YDS	AVG	LG	TD
W.Welker	13	149	11.5	42	0
J.Gaffney	6	87	14.5	32	1
R.Moss	5	43	8.6	11	0
D.Stallworth	4	54	13.5	31	0
K.Faulk	3	30	10.0	12	0
B.Watson	3	17	5.7	6	0
Total	34	380	11.2	42	1

INTERCEPTIONS	NO	YDS	AVG	LG	TD
A.Samuel	2	40	20.0	40	1
J.Sanders	1	1	1.0	1	0
Total	3	41	13.7	40	1

PUNTING	NO	YDS	AVG	TB	IN20	LG
C.Hanson	2	82	41.0	0	0	49
Total	2	82	41.0	0	0	49

PUNT RETURNS	NO	YDS	AVG	FC	LG	TD
K.Faulk	0	0	0.0	1	0	0
[OUT OF BOUNDS]	1	0	0.0	0	0	0
[TOUCHBACK]	1	0	0.0	0	0	0
Returns	0	0	0.0	1	0	0

KICKOFF RET.	NO	YDS	AVG	FC	LG	TD
E.Hobbs	4	112	28.0	0	41	0
Returns	4	112	28.0	0	41	0



GAME 11: PATRIOTS 31, EAGLES 28

PATRIOTS 31, EAGLES 28

November 25, 2007 ★ Gillette Stadium (Att: 68,756)

	1	2	3	4	Final
Philadelphia Eagles	7	14	7	0	— 28
New England Patriots	14	10	0	7	— 31

The Patriots rallied from a 28-24 fourth-quarter deficit to improve to 11-0 on the season with a 31-28 win over the Philadelphia Eagles. New England embarked on a 10-play, 69-yard game-winning drive that ended in Laurence Maroney's 4-yard touchdown run to give the Patriots a 31-28 lead with 7:20 remaining in the game – a lead they did not relinquish.

Wes Welker set career highs with 13 receptions for 149 yards to pace the Patriots offense, while Asante Samuel's two interceptions – one of which was returned for a touchdowns and the other of which came in the end zone in the fourth quarter – led the Patriots defense. Maroney and Heath Evans added rushing touchdowns while Jabar Gaffney caught a touchdown pass from Tom Brady to round out the Patriots' scoring.

PATRIOTS SET TEAM RECORD WITH 442 POINTS

With 31 points in their victory over the Eagles, the Patriots have set a new franchise-record with 442 points in the 2007 season. New England topped the old team mark of 441 points, which was set over a 16-game season in 1980.

WELKER TIES HIGHEST RECEPTION TOTAL IN TEAM HISTORY FOR NON-OVERTIME GAME

Wes Welker set career highs in receptions and receiving yards, totaling 13 receptions for 149 yards. Welker's 13 receptions tie the second highest single-game total in franchise history and tie the highest single-game total in team annals for a non-overtime game. His 13 receptions trail only Troy Brown's franchise record 16 receptions in an overtime win against Kansas City on Sept. 22, 2002. Welker joins two other Patriots with 13 catches in a game: Deion Branch at San Diego on Sept. 29, 2002 and Terry Glenn at Cleveland on Oct. 3, 1999.

TWO INTERCEPTIONS FOR SAMUEL

Asante Samuel had two interceptions, the first of which he returned 40 yards for a touchdown in the first quarter and the second of which came in the end zone with 3:52 remaining in the game and the Patriots holding a 31-28 lead. Samuel's interceptions against Philadelphia gave him a team-leading six on the season and 22 for his career. The Eagles game was the fourth game of Samuel's career in which he had two or more interceptions.

MOSS MOVES INTO TOP 25 ON NFL'S ALL-TIME RECEPTIONS LIST

Randy Moss recorded his 744th career reception tonight, moving into the top 25 on the NFL's all-time receptions list. On a 7-yard reception in the second quarter – his second catch of the day – Moss passed Andre Rison's career total of 743 receptions to move into 25th place.

BRADY REACHES 25,000-YARD MILESTONE

Tom Brady eclipsed the 25,000-yard passing plateau for his career, reaching the milestone on his final completion of the night, a 16-yard pass to Jabar Gaffney in the fourth quarter. Brady finished the game with 25,003 passing yards in his 107-game regular-season NFL career. Brady joins Drew Bledsoe (29,657 yards) and Steve Grogan (26,886 yards) as the only players in Patriots history to total 25,000 or more passing yards with the franchise.

BRADY THROWS FOR 380 YARDS

Tom Brady completed 34-of-54 passes for 380 yards and a touchdown, recording his second highest yardage total of the season and the third highest yardage total of his career. Brady recorded his fifth 300-yard passing game of the season and the 20th 300-yard game of his career. His 34 completions were his highest total since recording 36 completions at San Diego on Sept. 29, 2002. His 54 pass attempts were his highest total since tying his career high with 55 attempts against Denver on Sept. 24, 2006.

SANDERS HAS FIRST INTERCEPTION OF SEASON

James Sanders iced the game with his first interception of the season, snaring an A.J. Feeley pass at the Eagles' 39-yard line with 11 seconds left in the game. The interception was the third of Sanders's three-year career.

SAMUEL RETURNS INTERCEPTION FOR TD

Asante Samuel intercepted an A.J. Feeley pass and returned it 40 yards for a touchdown on the Eagles' second offensive play of the game. The interception return for a touchdown was Samuel's first of the season and was the third of his regular-season career. Samuel's three regular-season interception returns for touchdowns rank third in Patriots history, trailing only Ty Law (6) and Tedy Bruschi (4). Samuel has also returned three interceptions for touchdowns in 11 career playoff games and his three playoff interceptions returned for touchdowns in the playoffs are tied with Oakland's Willie Brown for the most in NFL history. Samuel's six combined interceptions returned for touchdowns (three in the regular-season and three in the playoffs) rank second in franchise history to Ty Law's seven (six in the regular season and one in the playoffs).

SAMUEL BECOMES 20th PATRIOT TO SCORE TOUCHDOWN THIS SEASON

Asante Samuel became the 20th Patriots player to score a touchdown in 2007. Samuel returned an interception 40 yards for a touchdown on the second play of the game to give the Patriots a 7-0 lead. The NFL record for most players scoring a touchdown in a single season is 21, achieved by the 2000 Denver Broncos and the 1987 Los Angeles Rams.

SEVEN RETURNS FOR TOUCHDOWNS TIE HIGHEST TOTAL FOR PATRIOTS SINCE 1961

Asante Samuel's interception return for a touchdown was New England's seventh return touchdown of the season, tying the second highest total in team history and trailing only the Patriots' eight return touchdowns in 1961. In addition to this season, the Patriots also had seven touchdowns via returns in 2003 and 2001. The 2007 Patriots have two interception returns for touchdowns, three fumble returns for touchdowns and two kickoff returns for touchdowns. Last season, the Patriots had one touchdown via return – a 93-yard kickoff return for a touchdown by Ellis Hobbs on Dec. 17, 2006.

QUICK HITS

- Wes Welker hauled in a 42-yard pass from Tom Brady in the third quarter to give the Patriots a first-and-goal from the 4-yard line. The catch was Welker's longest of the season and was the second longest of his career, trailing only a 47-yard reception while playing for the Miami Dolphins against the Patriots on Nov. 13, 2005.
- Jabar Gaffney caught a 32-yard pass from Tom Brady in the first quarter. The catch was Gaffney's longest of the season and his second longest since joining the Patriots in 2006, trailing only a 33-yard catch against the New York Jets on Dec. 12, 2006.



THREE-TIME SUPER BOWL CHAMPIONS



2007 SEASON – GAME #12

NEW ENGLAND PATRIOTS 27, BALTIMORE RAVENS 24

Monday, Dec. 3, 2007 ★ M&T Bank Stadium, Baltimore, Md. ★ 8:30 p.m. EST
 Att: 71,382 ★ Surface: Momentum Turf ★ Weather: Clear ★ Temp: 40°F ★ Wind: WNW 27 mph ★ Time of Game: 3:06



SCORING SUMMARY

	1	2	3	4	F
New England (12-0-0) «	3	7	7	10	27
Baltimore (4-8-0)	7	3	7	7	24

TEAM STATISTICS

	Visitor: NE	Home: BAL
TOTAL FIRST DOWNS.....	21.....	20
THIRD DOWN EFFICIENCY.....	2-12-17%..	3-11-27%
FOURTH DOWN EFFICIENCY.....	2-2-100%..	1-1-100%
TOTAL NET YARDS.....	326.....	376
Total Offensive Plays.....	65.....	60
NET YARDS RUSHING.....	90.....	166
NET YARDS PASSING.....	236.....	210
PUNTS Number and Average.....	5-37.4.....	5-38.2
PENALTIES Number and Yards.....	4/30.....	13/100
FUMBLES Number and Lost.....	0/0.....	1/1
EXTRA POINTS Made-Attempts.....	3/3.....	3/3
FIELD GOALS Made-Attempts.....	2/2.....	1/1
RED ZONE EFFICIENCY.....	2-3-67%..	2-2-100%
TIME OF POSSESSION.....	27:06.....	32:54

SCORING PLAYS

Team	Qtr	Time	Play Description (Extra Point) (Drive Info)	Visitor	Home
Patriots	1	10:25	S.Gostkowski 21 yd. Field Goal (9-77, 4:35)	3	0
Ravens	1	1:18	D.Mason 4 yd. pass from K.Boller (M.Stover kick) (9-70, 4:48)	3	7
Ravens	2	8:45	M.Stover 29 yd. Field Goal (12-55, 5:57)	3	10
Patriots	2	5:22	H.Evans 1 yd. run (S.Gostkowski kick) (9-60, 3:23)	10	10
Ravens	3	10:05	W.McGahee 17 yd. run (M.Stover kick) (8-73, 4:55)	10	17
Patriots	3	4:26	R.Moss 3 yd. pass from T.Brady (S.Gostkowski kick) (11-72, 5:39)	17	17
Ravens	4	14:25	D.Wilcox 1 yd. pass from K.Boller (M.Stover kick) (8-56, 5:01)	17	24
Patriots	4	8:41	S.Gostkowski 38 yd. Field Goal (5-37, 1:41)	20	24
Patriots	4	0:44	J.Gaffney 8 yd. pass from T.Brady (S.Gostkowski kick) (13-73, 2:46)	27	24

INDIVIDUAL STATISTICS

NEW ENGLAND PATRIOTS

RUSHING		ATT	YDS	AVG	LG	TD		
L.Maroney		13	44	3.4	6	0		
K.Faulk		7	33	4.7	7	0		
T.Brady		2	14	7.0	12	0		
H.Evans		2	-1	-0.5	1	1		
Total		24	90	3.8	12	1		
PASSING	ATT	CMP	YDS	SK/YD	TD	LG	IN	RT
T.Brady	38	18	257	3/21	2	43	1	76.3
Total	38	18	257	3/21	2	43	1	76.3
PASS RECEIVING		NO	YDS	AVG	LG	TD		
R.Moss		4	34	8.5	19	1		
D.Stallworth		3	68	22.7	42	0		
W. Welker		3	18	6.0	7	0		
L.Maroney		2	79	39.5	43	0		
B.Watson		2	26	13.0	23	0		
K.Faulk		2	18	9.0	9	0		
J.Gaffney		1	8	8.0	8	1		
K.Brady		1	6	6.0	6	0		
Total		18	257	14.3	43	2		
INTERCEPTIONS		NO	YDS	AVG	LG	TD		
J.Sanders		1	42	42.0	42	0		
Total		1	42	42.0	42	0		
PUNTING		NO	YDS	AVG	TB	IN20	LG	
C.Hanson		5	187	37.4	0	1	49	
Total		5	187	37.4	0	1	49	
PUNT RETURNS		NO	YDS	AVG	FC	LG	TD	
W. Welker		1	1	1.0	1	1	0	
K.Faulk		0	0	0.0	1	0	0	
[DOWNED]		2	0	0.0	0	0	0	
Returns		1	1	1.0	2	2	0	
KICKOFF RET.		NO	YDS	AVG	FC	LG	TD	
E.Hobbs		3	60	20.0	0	27	0	
H.Evans		1	13	13.0	0	13	0	
[TOUCHBACK]		1	0	0.0	0	0	0	
Returns		4	73	18.3	0	27	0	

BALTIMORE RAVENS

RUSHING			ATT	YDS	AVG	LG	TD	
W.McGahee			30	138	4.6	18	1	
M.Smith			6	24	4.0	9	0	
K.Boller			1	4	4.0	4	0	
Total			37	166	4.5	18	1	
PASSING	ATT	CMP	YDS	SK/YD	TD	LG	IN	RT
K.Boller	23	15	210	0/0	2	53	1	105.3
Total	23	15	210	0/0	2	53	1	105.3
PASS RECEIVING			NO	YDS	AVG	LG	TD	
D.Mason			6	67	11.2	21	1	
W.McGahee			4	21	5.3	11	0	
D.Wilcox			2	4	2.0	3	1	
D.Darling			1	53	53.0	53	0	
M.Clayton			1	52	52.0	52	0	
M.Smith			1	13	13.0	13	0	
Total			15	210	14.0	53	2	
INTERCEPTIONS			NO	YDS	AVG	LG	TD	
E.Reed			1	32	32.0	32	0	
Total			1	32	32.0	32	0	
PUNTING	NO	YDS	AVG	TB	IN20	LG		
S.Koch	5	191	38.2	0	1	46		
Total	5	191	38.2	0	1	46		
PUNT RETURNS	NO	YDS	AVG	FC	LG	TD		
Y.Figurs	2	35	17.5	1	33	0		
[DOWNED]	1	0	0.0	0	0	0		
[OUT OF BOUNDS]	1	0	0.0	0	0	0		
Returns	2	35	17.5	1	33	0		
KICKOFF RET.	NO	YDS	AVG	FC	LG	TD		
Y.Figurs	5	104	20.8	0	38	0		
[TOUCHBACK]	1	0	0.0	0	0	0		
Returns	5	104	20.8	0	38	0		



GAME 12: PATRIOTS 27, RAVENS 24

PATRIOTS 27, RAVENS 24

December 3, 2007 ★ M&T Bank Stadium (Att: 71,382)

	1	2	3	4	Final
New England Patriots	3	7	7	10	— 27
Baltimore Ravens	7	3	7	7	— 24

The Patriots rebounded from a 24-17 fourth-quarter deficit to improve to 12-0 with a victory over the Baltimore Ravens on Monday Night Football. The game was tied at 10 at halftime and was tied at 17 entering the final quarter. Baltimore took a 24-17 lead following a 1-yard touchdown catch by Daniel Wilcox with 14:25 left in the game. The Patriots were forced to punt on their next possession, but the New England defense came up with a key turnover on a James Sanders interception at the 1-yard line to give the Patriots possession. A 42-yard return by Sanders set up a 5-play, 47-yard drive that ended in a 38-yard field goal that cut the lead to 24-20 with 8:41 left. The Patriots defense forced a three-and-out, but New England's offense was subsequently forced to punt the ball back to Baltimore. New England's defense forced yet another three-and-out, setting up a 13-play, 68-yard drive that ended in a 27-24 Patriots lead on an 8-yard scoring pass from Brady to Jabar Gaffney with 44 seconds left. On the final play of the game, Baltimore completed a Hail Mary pass, but Eric Alexander brought down Baltimore's Mark Clayton at the Patriots' 3-yard line as time expired to preserve New England's comeback win.

PATRIOTS WIN 12th GAME OF 2007 SEASON

The Patriots have won 12 games in 2007, becoming the fourth team in the franchise's 48-season history to win 12 or more games. The 2007 squad joins the 2003 and 2004 teams (14 wins) and the 2006 team (12 wins) as the only squads in team history to win a dozen or more games in a regular season.

BRADY THROWS 40th AND 41st TD PASSES

Tom Brady threw two touchdown passes against Baltimore to raise his season total to 41 scoring passes, tying the fourth-highest single-season total in NFL history (Kurt Warner, 1999). Brady reached the 40-touchdown mark when he hit Randy Moss for a 3-yard touchdown pass in the third quarter to tie the game at 17. Brady became the fourth player in NFL history to throw 40 or more touchdown passes in a season. Brady joins Peyton Manning (49 touchdown passes in 2004), Dan Marino (48 in 1984; 44 in 1986) and Kurt Warner (41 in 1999).

BRADY LEADS 27th COMEBACK

Tom Brady led the Patriots to victory following a 24-17 fourth-quarter deficit, marking the 27th time in his career that he has led the Patriots to a win following a fourth-quarter deficit or tie. He has accomplished the feat three times this season and three times in his last four games. He accomplished the feat for the 21st time in the regular season and has also done it six times in the playoffs (including three times in the Super Bowl).

GAFFNEY CATCHES GAME-WINNING TD

Jabar Gaffney caught an 8-yard touchdown pass from Tom Brady with 44 seconds left in the game to give the Patriots a 27-24 lead. The touchdown was Gaffney's third of the season and his second in as many weeks. It was his 11th career touchdown catch and his fourth since joining the Patriots in 2006.

MOSS TIES CAREER HIGH

Randy Moss caught a 3-yard touchdown pass from Tom Brady in the third quarter, tying his single-season career high with his 17th touchdown reception of the season. Moss also caught 17 touchdown passes for the Minnesota Vikings in 1998 and 2003. Moss's 17 touchdown receptions are a Patriots record for most scoring catches in a season, topping Stanley Morgan's 12 touchdown catches in 1979.

MOSS'S 17 TDs TIE PATRIOTS RECORD

Randy Moss's 17 touchdowns in 2007 tie the highest single-season overall touchdown total in team history, equaling Curtis Martin's 17 touchdowns in 1996. That season, Martin scored 14 rushing touchdowns and also had three touchdown receptions.

MOSS PASSES 1,100-YARD MARK

On a 6-yard catch in the second quarter, Randy Moss passed the 1,100-yard receiving mark for the season, becoming the fifth player in Patriots history to achieve the 1,100-yard receiving plateau. Following that catch, Moss had 1,101 yards on 72 catches in 2007. Moss joins Stanley Morgan (1,491 yards in 1986), Troy Brown (1,199 in 2001), Ben Coates (1,174 in 1994) and Terry Glenn (1,147 in 1999 and 1,132 in 1996). Moss has exceeded the 1,100-yard receiving mark for the seventh time in his 10 NFL seasons and has achieved the milestone for the first time since gaining a career-high 1,632 receiving yards in 2003 with Minnesota.

MOSS REACHES 750 CAREER RECEPTIONS

Randy Moss caught the 750th pass of his career, a 3-yard touchdown reception from Tom Brady in the third quarter. Moss became the 25th player in NFL history to achieve the 750-catch milestone.

SANDERS GRABS SECOND INT OF SEASON

James Sanders intercepted a Kyle Boller pass at the Patriots' 1-yard line with 10:37 remaining in the game and the Patriots facing a 24-17 deficit. The interception stopped Baltimore's bid to extend its lead and kept the Ravens off of the scoreboard after gaining possession at New England's 26-yard line. Sanders's interception was his second of the season and his second in as many weeks. He also intercepted a pass late in the fourth quarter against Philadelphia on Nov. 25. Sanders's two interceptions this season set a new career high.

EVANS SCORES THIRD TOUCHDOWN OF SEASON

Heath Evans scored his third rushing touchdown of the season and his second in as many weeks when he tied the game at 10 on a 1-yard run with 5:22 remaining in the first half. All three of Evans's touchdowns this season have come on 1-yard runs. Evans also scored on 1-yard run against Philadelphia on Nov. 25 and plunged in from one yard out in the season opener against the New York Jets on Sept. 9. Prior to this season, Evans had not scored a rushing touchdown in his career.

GOSTKOWSKI NAILS TWO FIELD GOALS

Stephen Gostkowski was 2-for-2 on field goals and nailed a 38-yard field goal with 8:41 in the game to cut New England's deficit to 24-20. He also hit a 21-yard field goal to give the Patriots a 3-0 lead in the first quarter. That field goal raised his career point total to 200 points, making him the 19th player in team history to reach the milestone.

MARONEY SETS CAREER HIGH FOR REC. YARDS

Laurence Maroney caught two passes for 79 yards, setting a new single-game career high for receiving yards. He snared a 43-yard pass in the fourth quarter and a 36-yard pass in the third quarter. Maroney topped his previous career high of 61 receiving yards, achieved on Sept. 24, 2006 against Denver.

QUICK HITS

- Tom Brady ran for a 12-yard gain on fourth-and-six with 1:48 remaining to extend New England's game-winning drive.
- Junior Seau stuffed Musa Smith for a 2-yard loss on third down late in the second quarter, forcing a Baltimore punt on the next play.
- Kevin Faulk stripped Baltimore's Ed Reed of the football, forcing him to fumble following an interception in the second quarter. Benjamin Watson pounced on the loose ball to give the Patriots possession at their own 28-yard line.



THREE-TIME SUPER BOWL CHAMPIONS



2007 SEASON – GAME #13

NEW ENGLAND PATRIOTS 34, PITTSBURGH STEELERS 13

Sunday, Dec. 9, 2007 ★ Gillette Stadium, Foxborough, Mass. ★ 4:15 p.m. EST
 Att: 68,756 ★ Surface: Field Turf ★ Weather: Cloudy & Cold ★ Temp: 34°F ★ Wind: W 2 mph ★ Time of Game: 3:02



SCORING SUMMARY

	1	2	3	4	F
Pittsburgh (9-4-0)	3	10	0	0	13
New England (13-0-0) «	7	10	14	3	34

TEAM STATISTICS

Visitor: PIT Home: NE

TOTAL FIRST DOWNS.....	19.....	21
THIRD DOWN EFFICIENCY.....	5-14-36%..	4-11-36%
FOURTH DOWN EFFICIENCY.....	2-4-50%..	1-1-100%
TOTAL NET YARDS.....	349.....	421
Total Offensive Plays.....	67.....	55
NET YARDS RUSHING.....	181.....	22
NET YARDS PASSING.....	168.....	399
PUNTS Number and Average.....	3-42.0.....	3-35.7
PENALTIES Number and Yards.....	6/49.....	3/20
FUMBLES Number and Lost.....	1/1.....	2/0
EXTRA POINTS Made-Attempts.....	1/1.....	4/4
FIELD GOALS Made-Attempts.....	2/2.....	2/3
RED ZONE EFFICIENCY.....	0-3-0%.....	2-4-50%
TIME OF POSSESSION.....	34:43.....	25:17

SCORING PLAYS

Team	Qtr	Time	Play Description (Extra Point) (Drive Info)	Visitor	Home
Steelers	1	5:45	J.Reed 23 yd. Field Goal (15-59, 8:14)	3	0
Patriots	1	1:05	R.Moss 4 yd. pass from T.Brady (S.Gostkowski kick) (9-52, 4:40)	3	7
Patriots	2	14:06	R.Moss 63 yd. pass from T.Brady (S.Gostkowski kick) (1-63, 0:10)	3	14
Steelers	2	11:31	N.Davenport 32 yd. pass from B.Roethlisberger (J.Reed kick) (5-77, 2:35)	10	14
Steelers	2	2:29	J.Reed 44 yd. Field Goal (12-36, 5:52)	13	14
Patriots	2	0:42	S.Gostkowski 42 yd. Field Goal (8-54, 1:47)	13	17
Patriots	3	10:06	J.Gaffney 56 yd. pass from T.Brady (S.Gostkowski kick) (4-89, 2:29)	13	24
Patriots	3	3:49	W.Welker 2 yd. pass from T.Brady (S.Gostkowski kick) (10-50, 4:35)	13	31
Patriots	4	7:00	S.Gostkowski 28 yd. Field Goal (13-89, 6:27)	13	34

INDIVIDUAL STATISTICS

PITTSBURGH STEELERS

RUSHING	ATT	YDS	AVG	LG	TD
W.Parker	21	124	5.9	30	0
N.Davenport	6	33	5.5	14	0
B.Roethlisberger	4	24	6.0	9	0
H.Ward	1	0	0.0	0	0
Total	32	181	5.7	30	0

PASSING	ATT	CMP	YDS	SK/YD	TD	LG	IN	RT
B.Roethlisberger	32	19	187	3/19	1	32	0	86.3
Total	32	19	187	3/19	1	32	0	86.3

PASS RECEIVING	NO	YDS	AVG	LG	TD
H.Ward	5	39	7.8	13	0
H.Miller	4	28	7.0	11	0
W.Parker	4	23	5.8	8	0
N.Washington	2	29	14.5	21	0
C.Wilson	2	23	11.5	15	0
N.Davenport	1	32	32.0	32	1
S.Holmes	1	13	13.0	13	0
Total	19	187	9.8	32	1

INTERCEPTIONS	NO	YDS	AVG	LG	TD
Total	0	0	0.0	0	0

PUNTING	NO	YDS	AVG	TB	IN20	LG
D.Sepulveda	3	126	42.0	0	1	44
Total	3	126	42.0	0	1	44

PUNT RETURNS	NO	YDS	AVG	FC	LG	TD
A.Rossum	1	4	4.0	0	4	0
W.Gay	1	0	0.0	0	0	0
[OUT OF BOUNDS]	1	0	0.0	0	0	0
Returns	2	4	2.0	0	4	0

KICKOFF RETURNS	NO	YDS	AVG	FC	LG	TD
A.Rossum	6	123	20.5	0	24	0
N.Eason	1	10	10.0	0	10	0
Returns	7	133	19.0	24	0	0

NEW ENGLAND PATRIOTS

RUSHING	ATT	YDS	AVG	LG	TD
L.Maroney	8	18	2.3	10	0
T.Brady	1	4	4.0	4	0
Total	9	22	2.4	10	0

PASSING	ATT	CMP	YDS	SK/YD	TD	LG	IN	RT
T.Brady	46	32	399	0/0	4	63	0	125.2
Total	46	32	399	0/0	4	63	0	125.2

PASS RECEIVING	NO	YDS	AVG	LG	TD
W.Welker	9	78	8.7	22	1
R.Moss	7	135	19.3	63	2
J.Gaffney	7	122	17.4	56	1
B.Watson	4	33	8.3	15	0
K.Faulk	3	15	5.0	6	0
D.Stallworth	1	9	9.0	9	0
K.Brady	1	7	7.0	7	0
Total	32	399	12.5	63	4

INTERCEPTIONS	NO	YDS	AVG	LG	TD
Total	0	0	0.0	0	0

PUNTING	NO	YDS	AVG	TB	IN20	LG
C.Hanson	3	107	35.7	0	0	45
Total	3	107	35.7	0	0	45

PUNT RETURNS	NO	YDS	AVG	FC	LG	TD
C.Jackson	2	7	3.5	0	6	0
W.Welker	1	2	2.0	0	2	0
Returns	3	9	3.0	0	6	0

KICKOFF RETURNS	NO	YDS	AVG	FC	LG	TD
C.Jackson	4	70	17.5	0	39	0
Returns	4	70	17.5	0	39	0



GAME 13: PATRIOTS 34, STEELERS 13

PATRIOTS 34, STEELERS 13

December 9, 2007 ★ Gillette Stadium (Att: 68,756)

	1	2	3	4	Final
Pittsburgh Steelers	3	10	0	0	— 13
New England Patriots	7	10	14	3	— 34

The Patriots improved to 13-0 with a 34-13 win over Pittsburgh. Tom Brady threw four touchdown passes and totaled 399 yards as the Patriots scored the final 20 points of the game to earn the victory. The game featured Pittsburgh's top-ranked defense against the Patriots' top-ranked offense, with both units entering the game leading the NFL in yardage and points categories. The Patriots totaled 421 total net yards of offense against a Pittsburgh defense that had been allowing an NFL-low average of 230.8 yards per game, and New England posted 34 points against a Steelers defense that had been allowing an NFL-low 12.9 points per game.

The Steelers scored on their opening possession, taking a 3-0 lead on a 23-yard field goal by Jeff Reed. New England responded with a 9-play, 52-yard drive that ended in a 4-yard touchdown pass from Brady to Randy Moss that gave New England a 7-3 lead. After a three-and-out by the New England defense, the Patriots scored again on the first play of their next possession as Brady connected with Moss on a 63-yard scoring pass to give New England a 14-3 lead. Pittsburgh responded with 10 unanswered points to cut its deficit to 14-13 with 2:29 left in the half. The Patriots then went into their 2-minute drill and produced a field goal to make the halftime score 17-13.

The New England defense began the second half by forcing a Pittsburgh punt and the Patriots promptly extended their lead on a trick play where Brady lateraled the ball to Moss and Moss threw the ball back to Brady, who then hooked up with Jabar Gaffney for a 56-yard touchdown pass and a 24-13 Patriots advantage. After another three-and-out by the New England defense, Brady directed a 10-play, 50-yard drive that ended in a 2-yard scoring pass to Wes Welker and a 31-13 New England lead entering the fourth quarter. A final Patriots field goal was the only scoring of the final stanza as New England halted Pittsburgh's final scoring chances to claim the 34-13 win.

BELICHICK RECORDS 100th VICTORY

Bill Belichick recorded his 100th overall victory as Patriots head coach. Since being hired by the Patriots prior to the 2000 season, Belichick has now recorded 88 regular-season victories and 12 playoff wins for a total of 100 victories. He is one of four current NFL head coaches to win 100 or more overall games with their current team, joining Washington's Joe Gibbs (168 wins), Denver's Mike Shanahan (130) and Tennessee's Jeff Fisher (117). Belichick has an overall coaching record of 137-84 (.620), including a 124-81 regular-season mark and a 13-3 playoff record.

BRADY RECORDS FIFTH GAME WITH 4+ TDs

Tom Brady threw four touchdown passes, marking his fifth game of the season with four or more scoring throws. Brady's five games with four or more touchdowns tie the third highest total in NFL history, trailing only the six games with four or more touchdown passes by Peyton Manning in 2004 and by Dan Marino in 1984. Brady's five games with four or more scoring passes tie Donovan McNabb's 2004 total, Marino's 1986 total and Brett Favre's 1996 total.

MOSS SETS TEAM RECORD FOR TOUCHDOWNS

With his first touchdown catch of the day, a 4-yard reception from Tom Brady, Randy Moss set a new Patriots record with his 18th overall touchdown of the season, topping Curtis Martin's previous record of 17 touchdowns in 1996.

GAFFNEY HAS CAREER HIGH YARDAGE

Jabar Gaffney set a career high with 122 receiving yards on seven catches, including a 56-yard touchdown in the third quarter. Gaffney's previous career high was 109 receiving yards, achieved while playing for the Houston Texans against Chicago on Dec. 19, 2004. The 100-yard receiving game was the second of Gaffney's regular-season career. He also has two 100-yard games in three career playoff contests, all with the Patriots in 2006.

BRADY HAS SECOND HIGHEST YARDAGE TOTAL

Tom Brady totaled 399 passing yards against Pittsburgh, completing 32-of-46 passes (69.6 percent) with four touchdowns and no interceptions for a 125.2 passer rating. The 399 passing yards are the second highest of Brady's career, trailing only his 410 passing yards in a 41-38 overtime win over Kansas City on Sept. 22, 2002. Brady's 399 yards are his highest career total in a non-overtime game. Including his yardage total against Pittsburgh, four of Brady's top five career single-game yardage totals have come this season. Against Pittsburgh, Brady recorded his seventh 300-yard passing game of the season and the 22nd 300-yard game of his career.

BRADY PASSES 4,000-YARD MARK

With a 4-yard completion to Wes Welker in the third quarter, Tom Brady exceeded 4,000 passing yards for the season, marking the fourth 4,000-yard passing season in Patriots history. Following that completion, Brady had 4,001 yards on the season.

TWO COMPLETIONS OF 50 YARDS OR LONGER

The Patriots completed two touchdown passes of longer than 50 yards, marking the first time since 2001 that the Patriots have had two completions of 50 yards or more in the same game. Against Pittsburgh, Tom Brady hit Randy Moss for a 63-yard touchdown in the second quarter and later completed a 56-yard touchdown toss to Jabar Gaffney in the third quarter. The last time New England completed two passes of 50 yards or longer in the same game was on Oct. 21, 2001 at Indianapolis, when Brady threw a 91-yard touchdown pass to David Patten and Patten threw a 60-yard scoring pas to Troy Brown.

WELKER BREAKS 90-CATCH MARK

With an 11-yard reception in the fourth quarter – his 90th catch of the season – Wes Welker recorded the fifth 90-reception season in Patriots history. He joins Troy Brown (101 receptions in 2001 and 97 receptions in 2002), Ben Coates (96 catches in 1994) and Terry Glenn (90 receptions in 1996) as the only players in Patriots history to achieve the feat.

MOSS CATCHES 63-YARD TOUCHDOWN PASS

Randy Moss hauled in a 63-yard touchdown reception from Tom Brady in the second quarter to give the Patriots a 14-3 lead. The reception was Moss's longest of the season, topping a 55-yard grab at Indianapolis on Nov. 4. It was also Moss's fourth catch of 50 yards or longer this season and was the 33rd reception of 50 yards or longer in his career. The 63-yard touchdown was Moss's 11th touchdown catch of 60 yards or longer in his career. It was the second longest reception of the season for the Patriots, trailing only a 69-yard scoring pass from Brady to Donte Stallworth at Dallas on Oct. 14.

STEELERS BECOME FIRST PATRIOTS OPPONENT TO SCORE ON OPENING POSSESSION

The Patriots allowed the Steelers to convert a 23-yard field goal on Pittsburgh's first offensive possession of the game. The points were the first of the season that New England has allowed on an opponents' opening possession of the game. Entering the game, the Patriots were the only NFL team not to allow an opponent score on their opening possession.




THREE-TIME SUPER BOWL CHAMPIONS



2007 SEASON – GAME #14

NEW ENGLAND PATRIOTS 20, NEW YORK JETS 10

Sunday, Dec. 16, 2007 ★ Gillette Stadium, Foxborough, Mass. ★ 1:00 p.m. EST
 Att: 68,756 ★ Surface: Field Turf ★ Weather: Rain ★ Temp: 36°F ★ Wind: ENE 17 mph ★ Time of Game: 2:59



SCORING SUMMARY

	1	2	3	4	F
New York (3-11-0)	0	7	0	3	10
New England (14-0-0) «	7	10	0	3	20

TEAM STATISTICS

Visitor: NY Home: NE

TOTAL FIRST DOWNS.....	13.....	16
THIRD DOWN EFFICIENCY.....	3-14-21%..	6-16-38%
FOURTH DOWN EFFICIENCY.....	1-3-33%..	1-1-100%
TOTAL NET YARDS.....	236.....	265
Total Offensive Plays.....	62.....	63
NET YARDS RUSHING.....	90.....	131
NET YARDS PASSING.....	146.....	134
PUNTS Number and Average.....	4-31.8.....	6-35.7
PENALTIES Number and Yards.....	6/42.....	6/48
FUMBLES Number and Lost.....	4/1.....	0/0
EXTRA POINTS Made-Attempts.....	1/1.....	2/2
FIELD GOALS Made-Attempts.....	1/2.....	2/2
RED ZONE EFFICIENCY.....	0-1-0%..	1-1-100%
TIME OF POSSESSION.....	26:23.....	33:37

SCORING PLAYS

Team	Qtr	Time	Play Description (Extra Point) (Drive Info)	Visitor	Home
Patriots	1	9:33	E.Wilson 5 yd. interception return (S.Gostkowski kick)	0	7
Patriots	2	12:45	S.Gostkowski 26 yd. Field Goal (17-75, 8:51)	0	10
Jets	2	7:15	D.Bowens 26 yd. return of blocked punt (M.Nugent kick)	7	10
Patriots	2	1:05	L.Maroney 1 yd. run (S.Gostkowski kick) (2-3, 0:41)	7	17
Jets	4	6:13	M.Nugent 33 yd. Field Goal (17-70, 7:40)	10	17
Patriots	4	3:21	S.Gostkowski 34 yd. Field Goal (8-55, 2:52)	10	20

INDIVIDUAL STATISTICS

NEW YORK JETS

RUSHING	ATT	YDS	AVG	LG	TD
L.Washington	4	57	14.3	49	0
T.Jones	9	19	2.1	5	0
B.Smith	3	10	3.3	6	0
C.Pennington	1	4	4.0	4	0
Total	17	90	5.3	49	0

PASSING	ATT	CMP	YDS	SK/YD	TD	LG	IN	RT
C.Pennington	38	25	186	5/40	0	16	0	77.3
K.Clemens	1	0	0	0/0	0	0	1	0.0
B.Smith	1	0	0	0/0	0	0	0	39.6
Total	40	25	186	5/40	0	16	1	63.1

PASS RECEIVING	NO	YDS	AVG	LG	TD
C.Baker	8	66	8.3	13	0
J.Cotchery	6	53	8.8	16	0
J.McCareins	5	40	8.0	14	0
L.Washington	3	9	3.0	5	0
T.Jones	2	13	6.5	9	0
W.Wright	1	5	5.0	5	0
Total	25	186	7.4	16	0

INTERCEPTIONS	NO	YDS	AVG	LG	TD
D.Revis	1	0	0.0	0	0
Total	1	0	0.0	0	0

PUNTING	NO	YDS	AVG	TB	IN20	LG
B.Graham	3	127	42.3	1	1	47
[BLOCKED]	1	0	0.0	0	0	0
Total	4	127	31.8	1	1	47

PUNT RETURNS	NO	YDS	AVG	FC	LG	TD
L.Washington	2	14	7.0	0	14	0
[DOWNED]	1	0	0.0	0	0	0
[OUT OF BOUNDS]	1	0	0.0	0	0	0
[TOUCHBACK]	1	0	0.0	0	0	0
Returns	2	14	7.0	0	14	0

KICKOFF RET.	NO	YDS	AVG	FC	LG	TD
L.Washington	5	130	26.0	0	49	0
Total	5	130	26.0	0	49	0

NEW ENGLAND PATRIOTS

RUSHING	ATT	YDS	AVG	LG	TD
L.Maroney	26	104	4.0	11	1
K.Faulk	4	20	5.0	8	0
T.Brady	4	9	2.3	4	0
W.Welker	1	-2	-2.0	-2	0
Total	35	131	3.7	11	1

PASSING	ATT	CMP	YDS	SK/YD	TD	LG	IN	RT
T.Brady	27	14	140	1/6	0	46	1	51.5
Total	27	14	140	1/6	0	46	1	51.5

PASS RECEIVING	NO	YDS	AVG	LG	TD
R.Moss	5	79	15.8	46	0
W.Welker	3	30	10.0	16	0
K.Faulk	3	19	6.3	8	0
J.Gaffney	2	8	4.0	4	0
H.Evans	1	4	4.0	4	0
Total	14	140	10.0	46	0

INTERCEPTIONS	NO	YDS	AVG	LG	TD
E.Wilson	1	5	5.0	5	1
Total	1	5	5.0	5	1

PUNTING	NO	YDS	AVG	TB	IN20	LG
C.Hanson	5	214	42.8	1	2	51
[BLOCKED]	1	0	0.0	0	0	0
Total	6	214	35.7	1	2	51

PUNT RETURNS	NO	YDS	AVG	FC	LG	TD
K.Faulk	0	0	0.0	1	0	0
W.Welker	0	0	0.0	1	0	0
[TOUCHBACK]	1	0	0.0	0	0	0
Returns	0	0	0.0	2	0	0

KICKOFF RET.	NO	YDS	AVG	FC	LG	TD
E.Hobbs	3	59	19.7	0	27	0
Total	3	59	19.7	0	27	0



GAME 14: PATRIOTS 20, JETS 10

PATRIOTS 20, JETS 10

December 16, 2007 ★ Gillette Stadium (Att: 68,756)

	1	2	3	4	Final
New York Jets	0	7	0	3	— 10
New England Patriots	7	10	0	3	— 20

The Patriots became the second team in the NFL's 88-year history to begin a season with 14 consecutive wins, defeating the New York Jets 20-10 at Gillette Stadium. New England swept the season series with New York and also clinched the top playoff seed in the AFC and homefield advantage throughout the AFC playoffs.

New England gained 131 rushing yards and 140 passing yards to grind out a victory on a windy, cold and wet afternoon. Laurence Maroney had 104 rushing yards on 26 carries, while the New England defense allowed the Jets offense to score just three points (New York's only touchdown was off of a blocked punt). The Patriots sacked the Jets' Chad Pennington five times.

Eugene Wilson's 5-yard interception return for a touchdown in the first quarter put New England in front 7-0, and Kelley Washington blocked a Jets punt late in the first half to set up a 3-yard touchdown drive that ended in a Maroney scoring plunge and a 17-7 Patriots halftime lead. After a scoreless third quarter, the Jets narrowed the gap to 17-10 on a field goal with 6:13 left in the game. The Patriots responded with a field goal of their own to make the score 20-10. New York threatened to reach the end zone late in the game, but a potential touchdown catch was overturned by instant replay and the New England defense held tough to preserve the victory.

PATRIOTS TIE NFL RECORD WITH 21st DIFFERENT PLAYER TO SCORE A TOUCHDOWN

With his first quarter interception return for a touchdown, Eugene Wilson became the 21st different player to score a touchdown for the Patriots this season, tying the all-time NFL record for most players scoring a touchdown in a single season. The Patriots have tied the 2000 Denver Broncos and the 1987 Los Angeles Rams, who also each had 21 players score.

BRADY SETS SINGLE-SEASON CAREER HIGH

On a 12-yard completion to Randy Moss in the first quarter, Tom Brady set a new single-season career high for passing yards, topping his total of 4,110 yards in 2005. Following his 12-yard completion to Moss, Brady had 4,117 passing yards for the season. He finished the game with 4,235 passing yards this year. Brady's 2007 yardage total is currently the second highest total in Patriots franchise history, trailing only Drew Bledsoe's team-record 4,555 passing yards in 1994.

WELKER TOPS 1,000 RECEIVING YARDS

On his final catch of the day – a 16-yard reception in the fourth quarter – Wes Welker exceeded the 1,000-yard receiving mark for the season. Welker finished the game with 96 receptions for 1,004 receiving yards in 2007. His 96 receptions are tied for the third highest single-season total in team history (Ben Coates, 1994). Troy Brown holds the team record with 101 catches in 2001. The 1,000-yard season is the first of Welker's career.

MARONEY TOPS CENTURY MARK

Laurence Maroney gained 104 yards on 26 carries, recording his second 100-yard rushing game of the season and the third 100-yard rushing game of his career. Maroney also topped the century mark against Buffalo on Sept. 23, 2007 (103 yards on 19 carries) and also at Cincinnati on Oct. 1, 2006 (125-15).

MOSS BREAKS 12,000-YARD MARK FOR CAREER

On his final catch of the game – a 46-yard reception from Tom Brady in the fourth quarter – Randy Moss exceeded 12,000 receiving yards for his career, becoming the 15th player in NFL history to accomplish the feat. Moss ended the game with 12,043 career receiving yards on 763 career receptions.

MOSS BREAKS 1,300-YARD MARK FOR SEASON

On his 46-yard reception in the fourth quarter, Randy Moss exceeded 1,300 receiving yards for the season, becoming the second player in Patriots history to achieve the feat. Stanley Morgan is the only other player in team history to break the 1,300-receiving yard mark, gaining a franchise-record 1,491 receiving yards in 1986. Moss ended the game with 1,343 receiving yards on 87 receptions in 2007. His 1,343 receiving yards are the second highest single-season total in Patriots history, trailing only Morgan's 1986 total.

EUGENE WILSON SCORES FIRST TD

Eugene Wilson returned an interception five yards for a touchdown in the first quarter to give the Patriots a 7-0 lead. The touchdown was the first of Wilson's 5-year career and came on his 10th career interception. Wilson has become the 30th player in Patriots history to record 10 or more regular-season interceptions with the team and ties Mike Vrabel for the third highest interception total in a New England uniform by an active Patriots player. Of active Patriots, only Asante Samuel (22) and Tedy Bruschi (12) have more interceptions than Wilson in a New England uniform. The interception was Wilson's first since Nov. 20, 2005. He became the sixth Patriots player to score a defensive touchdown this season, joining Asante Samuel, Ellis Hobbs, Randall Gay, Roosevelt Colvin and Adalius Thomas. The interception return for a touchdown was the third for the Patriots this season.

MARONEY SCORES THIRD TD OF SEASON

Laurence Maroney gave the Patriots a 17-7 lead on a 1-yard touchdown run in the second quarter. The scoring run was Maroney's third of the season and was the ninth rushing score of his career. Maroney's touchdown against the Jets was the 10th overall touchdown of his career, including nine rushing scores and one receiving touchdown.

WASHINGTON BLOCKED PUNT: FIRST FOR PATRIOTS SINCE 1999

Kelley Washington blocked a punt by New York's Ben Graham in the second quarter, giving the Patriots possession at the Jets' 3-yard line, setting up a 1-yard touchdown run by Laurence Maroney and a 17-7 Patriots lead. The blocked punt was the first for the Patriots since Dec. 19, 1999, when Larry Whigham blocked a punt by Philadelphia's Sean Landeta in a 24-9 victory over the Eagles at Veterans Stadium in Philadelphia.

OPPONENT BLOCKED PUNT RETURN FOR TOUCHDOWN: FIRST TIME SINCE 1990

The Jets' David Bowens blocked a Chris Hanson punt and returned it 26 yards for a touchdown, marking the first time a Patriots opponent had returned a blocked punt for a touchdown since Oct. 18, 1990. In that game, Miami's Mark Higgs returned a blocked punt of New England's Brian Hansen 19 yards for a touchdown. Prior to today's game, the last time an opponent blocked a Patriots punt was on Sept. 8, 2005, when Oakland's Randal Williams blocked a Josh Miller punt.

SEAU RECORDS TWO SACKS

Junior Seau had two sacks, recording his first multiple-sack game since Oct. 10, 1999, when he had two sacks for the San Diego Chargers at Detroit. Seau recorded the fifth multiple-sack game of his 18-year career. He sacked Chad Pennington for an 8-yard loss in the second quarter and sacked him again for a 13-yard loss on the final play of the game. The sacks were Seau's second and third of the season and raised his career total to 56.0 career sacks. Seau's career sack total ranks fifth among active linebackers.



THREE-TIME SUPER BOWL CHAMPIONS



2007 SEASON – GAME #15

NEW ENGLAND PATRIOTS 28, MIAMI DOLPHINS 7

Sunday, Dec. 23, 2007 ★ Gillette Stadium, Foxborough, Mass. ★ 4:15 p.m. EST
 Att: 68,756 ★ Surface: Field Turf ★ Weather: Cloudy & Mild ★ Temp: 43°F ★ Wind: S 7 mph ★ Time of Game: 3:02



SCORING SUMMARY

	1	2	3	4	F
Miami (1-14-0)	0	0	7	0	7
New England (15-0-0) «	7	21	0	0	28

TEAM STATISTICS

	Visitor: MIA	Home: NE
TOTAL FIRST DOWNS	15	19
THIRD DOWN EFFICIENCY	4-16-25%	7-14-50%
FOURTH DOWN EFFICIENCY	0-2-0%	0-1-0%
TOTAL NET YARDS	241	400
Total Offensive Plays	70	61
NET YARDS RUSHING	108	196
NET YARDS PASSING	133	204
PUNTS Number and Average	10-44.6	5-50.2
PENALTIES Number and Yards	4/32	2/18
FUMBLES Number and Lost	1/0	2/2
EXTRA POINTS Made-Attempts	1/1	4/4
FIELD GOALS Made-Attempts	0/0	0/0
RED ZONE EFFICIENCY	0-2-0%	2-2-100%
TIME OF POSSESSION	31:44	28:16

SCORING PLAYS

Team	Qtr	Time	Play Description (Extra Point) (Drive Info)	Visitor	Home
Patriots	1	8:47	R.Moss 11 yd. pass from T.Brady (S.Gostkowski kick) (10-70, 5:15)	0	7
Patriots	2	13:32	R.Moss 1 yd. pass from T.Brady (S.Gostkowski kick) (5-79, 2:10)	0	14
Patriots	2	10:04	L.Maroney 59 yd. run (S.Gostkowski kick) (3-68, 1:20)	0	21
Patriots	2	3:33	J.Gaffney 48 yd. pass from T.Brady (S.Gostkowski kick) (6-80, 3:00)	0	28
Dolphins	3	1:13	G.Camarillo 21 yd. pass from C.Lemon (J.Feely kick) (7-65, 3:47)	7	28

INDIVIDUAL STATISTICS

MIAMI DOLPHINS

RUSHING	ATT	YDS	AVG	LG	TD
L.Booker	8	56	7.0	22	0
J.Chatman	9	38	4.2	17	0
C.Lemon	3	9	3.0	3	0
S.Gado	2	5	2.5	3	0
Total	22	108	4.9	22	0

PASSING	ATT	CMP	YDS	SK/YD	TD	LG	IN	RT
C.Lemon	41	18	171	7/38	1	28	0	64.2
Total	41	18	171	7/38	1	28	0	64.2

PASS RECEIVING	NO	YDS	AVG	LG	TD
T.Ginn	4	27	6.8	10	0
M.Booker	3	29	9.7	13	0
L.Booker	3	26	8.7	13	0
D.Martin	2	31	15.5	28	0
G.Camarillo	2	26	13.0	21	1
J.Chatman	2	25	12.5	22	0
J.Peelle	2	7	3.5	5	0
Total	18	171	9.5	28	1

INTERCEPTIONS	NO	YDS	AVG	LG	TD
J.Allen	1	13	13.0	13	0
D.Pope	1	0	0.0	0	0
Total	2	13	6.5	13	0

PUNTING	NO	YDS	AVG	TB	IN20	LG
B.Fields	10	446	44.6	0	1	58
Total	10	446	44.6	0	1	58

PUNT RETURNS	NO	YDS	AVG	FC	LG	TD
T.Ginn	1	2	2.0	1	2	0
[DOWNED]	1	0	0.0	0	0	0
[OUT OF BOUNDS]	1	0	0.0	0	0	0
[TOUCHBACK]	1	0	0.0	0	0	0
Returns	1	2	2.0	1	2	0

KICKOFF RET.	NO	YDS	AVG	FC	LG	TD
T.Ginn	4	79	19.8	0	23	0
[OUT OF BOUNDS]	1	0	0.0	0	0	0
Returns	4	79	19.8	0	23	0

NEW ENGLAND PATRIOTS

RUSHING	ATT	YDS	AVG	LG	TD
L.Maroney	14	156	11.1	59	1
K.Faulk	7	29	4.1	9	0
T.Brady	4	11	2.8	10	0
Total	25	196	7.8	59	1

PASSING	ATT	CMP	YDS	SK/YD	TD	LG	IN	RT
T.Brady	33	18	215	3/11	3	48	2	79.7
Total	33	18	215	3/11	3	48	2	79.7

PASS RECEIVING	NO	YDS	AVG	LG	TD
J.Gaffney	5	82	16.4	48	1
R.Moss	5	50	10.0	16	2
W.Welker	5	49	9.8	20	0
D.Stallworth	2	25	12.5	16	0
K.Faulk	1	9	9.0	9	0
Total	18	215	11.9	48	3

INTERCEPTIONS	NO	YDS	AVG	LG	TD
Total	0	0	0.0	0	0

PUNTING	NO	YDS	AVG	TB	IN20	LG
C.Hanson	5	251	50.2	1	2	64
Total	5	251	50.2	1	2	64

PUNT RETURNS	NO	YDS	AVG	FC	LG	TD
T.Brown	6	55	9.2	2	28	0
W.Welker	0	0	0.0	1	0	0
[DOWNED]	1	0	0.0	0	0	0
Returns	6	55	9.2	3	28	0

KICKOFF RET.	NO	YDS	AVG	FC	LG	TD
W.Andrews	1	33	33.0	0	33	0
K.Faulk	1	20	20.0	0	20	0
Returns	2	53	26.5	0	33	0



GAME 15: PATRIOTS 28, DOLPHINS 7

PATRIOTS 28, DOLPHINS 7

December 23, 2007 ★ Gillette Stadium (Att: 68,756)

	1	2	3	4	Final
Miami Dolphins	0	0	7	0	— 7
New England Patriots	7	21	0	0	— 28

The Patriots improved to 15-0 with a 28-7 win over Miami in their home finale. Tom Brady threw three touchdown passes and totaled 215 yards as the Patriots raced out to a 28-0 first half lead. With the win, New England became the first team in NFL history to begin a regular season with 15 consecutive victories, topping the previous record of 14 wins set by Miami in 1972. The win gives the Patriots a perfect 6-0 record in the division for the first time in team history and also snapped a three-game losing streak to the Dolphins in the months of December and January. New England has won 18 consecutive regular season games, tying its own NFL record for consecutive regular season wins set during the 2003-04 seasons.

The Patriots opened the scoring on their first possession, taking a 7-0 lead when Brady found Randy Moss for an 11-yard touchdown strike that capped a 10-play, 70-yard drive. New England doubled its lead two possessions later when Brady found Moss in the end zone for a second time with a one-yard touchdown pass. After a strong stand by the Patriots defense, New England went to the ground game as Laurence Maroney broke a career-long 59-yard touchdown run to give the Patriots a 21-0 lead. After a three-and-out by the Patriots defense, Brady orchestrated a six-play, 80-yard drive that ended with a 48-yard touchdown catch by Jabar Gaffney.

The Miami defense began the second half by intercepting Brady on back-to-back possessions, but the Dolphins offense was unable to take advantage of the turnovers. Both teams were held scoreless for most of the second half. Miami prevented a shutout when Cleo Lemon hit Greg Camarillo in the corner of the end zone for a 21-yard touchdown strike in the third quarter. New England held the Dolphins to just nine total yards in the final frame to hold on for the 28-7 win.

PATRIOTS SET MARK FOR MOST TDs IN A SEASON

With Jabar Gaffney's 48-yard touchdown reception in the second quarter – the Patriots' 71st touchdown of the year – New England set a new NFL record for most touchdowns in a season. The Patriots passed the previous record of 70 touchdowns, achieved by the 1984 Miami Dolphins. Following the Miami game, the Patriots have scored 71 touchdowns – 48 passing, 15 rushing and eight via returns. The 1984 Dolphins scored 70 – 49 passing, 18 rushing and three via returns.

PATRIOTS FINISH UNDEFEATED IN DIVISION FOR FIRST TIME IN TEAM HISTORY

The Patriots have won all six of their games against AFC East division teams this season, marking the first time in team history that the Patriots have swept their division. The previous franchise-low of one divisional loss was achieved on five occasions: 1986, 1997, 2003, 2004 and 2005.

MARONEY RECORDS LONGEST RUSH BY A PATRIOT SINCE 1998

Laurence Maroney tore off a 59-yard touchdown run in the second quarter to give the Patriots a 21-0 lead. The touchdown was the longest run by a Patriots player since 1998. The last time a Patriot ran for 59 yards or more was on Dec. 27, 1998, when Sedrick Shaw scampered 71 yards in the regular-season finale at the New York Jets. Earlier in the game, Maroney had a 51-yard run as the key play in a five-play, 66-yard scoring drive that ended in a 1-yard touchdown pass from Tom Brady to Randy Moss and a 14-0 Patriots lead. Prior to the Miami game, Maroney's previous career-long run was 41 yards, achieved at Cincinnati on Oct. 1, 2006.

PATRIOTS SET FRANCHISE RECORD FOR TOTAL NET YARDS IN A SEASON

The Patriots have set a new franchise record for total net yards in a single season, topping the previous mark of 5,965 total net yards, set in 1978. The Patriots broke the franchise record on a 59-yard touchdown run by Laurence Maroney in the second quarter, after which the team had totaled 6,015 total net yards this season. New England finished the game with 6,190 total net yards this season.

PATRIOTS SET FRANCHISE RECORD FOR MOST FIRST DOWNS IN A SEASON

On a 16-yard pass from Tom Brady to Donte Stallworth in the first quarter, the Patriots gained their second first down of the game and their 349th first down of the season, setting a new franchise record for most first downs in a season. New England has topped its old team mark of 348 first downs, set in 1994. The Patriots finished the game with 366 first downs on the year.

VRABEL'S 11.5 SACKS ARE MOST FOR A PATRIOT IN A SEASON IN THE LAST 20 YEARS

Mike Vrabel sacked Miami's Cleo Lemon twice – for a 5-yard loss in the second quarter and for a 4-yard sack in the third quarter – raising his season total to 11.5 sacks. Vrabel's 11.5 sacks mark the highest total by a Patriots player since 1987, when Andre Tippett totaled 12.5 sacks. Vrabel is the first Patriot to exceed 10.0 sacks in a dozen seasons, dating back to 1995 when Willie McGinest totaled 11.0 sacks.

MARONEY RECORDS PATRIOTS' HIGHEST SINGLE-GAME YARDS-PER-CARRY SINCE 1974

Laurence Maroney averaged 11.1 yards per carry, rushing 14 times for 156 yards. Maroney's 11.1 yards per carry is the highest by a Patriots player who has run the ball at least 10 times since Sam Cunningham averaged 11.4 yards per carry (125 yards on 11 rushes) at Buffalo on Oct. 20, 1974. Maroney's 11.1 yards per carry are the third highest figure in franchise history, trailing Cunningham's total and the franchise record of 11.6 yards per carry, achieved by Larry Garron against Buffalo on Oct. 22, 1961 (116 yards on 10 carries).

MARONEY SETS CAREER HIGH

Laurence Maroney set a career high with 156 yards on 14 carries, surpassing his previous career high of 125 yards (10/1/06) on his 13-yard rush in the fourth quarter. Maroney's 156 rushing yards are the most by a Patriots player since Corey Dillon had 158 rushing yards (on 32 carries) at Arizona on Sept. 19, 2004. Maroney recorded his second straight 100-yard rushing game, his third 100-yard game of the season and the fourth 100-yard rushing game of his career.

TROY BROWN MAKES 2007 DEBUT

Wide receiver Troy Brown made his 2007 debut when he returned a Miami punt following the Dolphins' opening possession of the game. The game was Brown's 192nd game in a Patriots uniform, moving him past Raymond Clayborn and into third place on the franchise's all-time games played list. Tackle Bruce Armstrong is the franchise's all-time games played leader with 212 games from 1987-2000. Defensive end Julius Adams ranks second (206) and running back Mosi Tatupu ranks third (194). Brown has played in 192 games during his 15-year tenure with the Patriots from 1993-2007. Brown's 15 seasons with the Patriots tie Julius Adams for the second longest tenure with the team, trailing only Steve Grogan's 16 seasons with the franchise from 1975-90. Brown's 15 seasons with the Patriots are tied for the second longest tenure of any NFL player with his current team, trailing only quarterback Brett Favre (16 seasons with Green Bay) and kicker Jason Hanson (16 seasons with Detroit).



THREE-TIME SUPER BOWL CHAMPIONS



2007 SEASON – GAME #16

NEW ENGLAND PATRIOTS 38, NEW YORK GIANTS 35

Saturday, Dec. 29, 2007 ★ Giants Stadium, East Rutherford, NJ ★ 8:15 p.m. EST
 Att: 79,110 ★ Surface: Field Turf ★ Weather: Clear ★ Temp: 44°F ★ Wind: W 8 mph ★ Time of Game: 3:07



SCORING SUMMARY

	1	2	3	4	F
New England (16-0-0) «	3	13	7	15	38
New York (10-6-0)	7	14	7	7	35

TEAM STATISTICS

	Visitor: NE	Home: NYG
TOTAL FIRST DOWNS	27	19
THIRD DOWN EFFICIENCY	6-13-46%	6-10-60%
FOURTH DOWN EFFICIENCY	1-1-100%	0-0-0%
TOTAL NET YARDS	390	316
Total Offensive Plays	69	52
NET YARDS RUSHING	44	79
NET YARDS PASSING	346	237
PUNTS Number and Average	2-40.5	4-37.5
PENALTIES Number and Yards	5/42	5/53
FUMBLES Number and Lost	0/0	1/0
EXTRA POINTS Made-Attempts	4/4	5/5
FIELD GOALS Made-Attempts	3/3	0/0
RED ZONE EFFICIENCY	3-5-60%	4-4-100%
TIME OF POSSESSION	36:18	23:42

SCORING PLAYS

Team	Qtr	Time	Play Description (Extra Point) (Drive Info)	Visitor	Home
Giants	1	10:59	B.Jacobs 7 yd. pass from E.Manning (L.Tynes kick) (7-74, 4:01)	0	7
Patriots	1	5:19	S.Gostkowski 37 yd. Field Goal (12-54, 5:40)	3	7
Patriots	2	14:55	R.Moss 4 yd. pass from T.Brady (S.Gostkowski kick) (8-50, 3:41)	10	7
Giants	2	14:44	D.Hixon 74 yd. kickoff return (L.Tynes kick) (0-0, 0:11)	10	14
Patriots	2	9:59	S.Gostkowski 45 yd. Field Goal (8-39, 4:45)	13	14
Patriots	2	1:59	S.Gostkowski 37 yd. Field Goal (11-61, 5:41)	16	14
Giants	2	0:13	K.Boss 3 yd. pass from E.Manning (L.Tynes kick) (8-85, 1:46)	16	21
Giants	3	9:12	P.Burruss 19 yd. pass from E.Manning (L.Tynes kick) (7-60, 4:10)	16	28
Patriots	3	4:00	L.Maroney 6 yd. run (S.Gostkowski kick) (8-73, 5:12)	23	28
Patriots	4	11:06	R.Moss 65 yd. pass from T.Brady (L.Maroney run) (3-65, 0:23)	31	28
Patriots	4	4:36	L.Maroney 5 yd. run (S.Gostkowski kick) (9-52, 5:17)	38	28
Giants	4	1:04	P.Burruss 3 yd. pass from E.Manning (L.Tynes kick) (11-68, 3:32)	38	35

INDIVIDUAL STATISTICS

NEW ENGLAND PATRIOTS

RUSHING	ATT	YDS	AVG	LG	TD
L.Maroney	19	46	2.4	13	2
H.Evans	1	4	4.0	4	0
K.Faulk	2	-2	-1.0	0	0
T.Brady	4	-4	-1.0	-1	0
Total	26	44	1.7	13	2

PASSING	ATT	CMP	YDS	SK/YD	TD	LG	IN	RT
T.Brady	42	32	356	1/10	2	65	0	116.8
Total	42	32	356	1/10	2	65	0	116.8

PASS RECEIVING	NO	YDS	AVG	LG	TD
W.Welker	11	122	11.1	28	0
K.Faulk	8	64	8.0	13	0
R.Moss	6	100	16.7	65	2
B.Watson	4	38	9.5	21	0
D.Stallworth	3	32	10.7	17	0
Total	32	356	11.1	65	2

INTERCEPTIONS	NO	YDS	AVG	LG	TD
E.Hobbs	1	0	0.0	0	0
Total	1	0	0.0	0	0

PUNTING	NO	YDS	AVG	TB	IN20	LG
C.Hanson	2	81	40.5	0	0	42
Total	2	81	40.5	0	0	42

PUNT RETURNS	NO	YDS	AVG	FC	LG	TD
W.Welker	2	10	5.0	0	8	0
[OUT OF BOUNDS]	1	0	0.0	0	0	0
[TOUCHBACK]	1	0	0.0	0	0	0
Returns	2	10	5.0	0	8	0

KICKOFF RET.	NO	YDS	AVG	FC	LG	TD
E.Hobbs	2	42	21.0	0	26	0
K.Faulk	1	27	27.0	0	27	0
W.Welker	1	19	19.0	0	19	0
[TOUCHBACK]	1	0	0.0	0	0	0
Returns	4	88	22.0	0	27	0

NEW YORK GIANTS

RUSHING	ATT	YDS	AVG	LG	TD
B.Jacobs	15	67	4.5	16	0
E.Manning	3	13	4.3	11	0
R.Droughns	1	-1	-1.0	-1	0
Total	19	79	4.2	16	0

PASSING	ATT	CMP	YDS	SK/YD	TD	LG	IN	RT
E.Manning	32	22	251	1/14	4	52	1	118.6
Total	32	22	251	1/14	4	52	1	118.6

PASS RECEIVING	NO	YDS	AVG	LG	TD
B.Jacobs	5	44	8.8	17	1
P.Burruss	4	84	21.0	52	2
K.Boss	4	50	12.5	23	1
A.Toomer	4	41	10.3	19	0
S.Smith	3	29	9.7	12	0
D.Tyree	2	3	1.5	4	0
Total	22	251	11.4	52	4

INTERCEPTIONS	NO	YDS	AVG	LG	TD
Total	0	0	0.0	0	0

PUNTING	NO	YDS	AVG	TB	IN20	LG
J.Feagles	4	150	37.5	1	1	50
Total	4	150	37.5	1	1	50

PUNT RETURNS	NO	YDS	AVG	FC	LG	TD
R.McQuarters	2	2	1.0	0	2	0
Returns	2	2	1.0	0	2	0

KICKOFF RET.	NO	YDS	AVG	FC	LG	TD
D.Hixon	8	221	27.6	0	74	1
Returns	8	221	27.6	0	74	1



GAME 16: PATRIOTS 38, GIANTS 35

PATRIOTS 38, GIANTS 35

December 29, 2007 ★ Giants Stadium (Att: 79,110)

	1	2	3	4	Final
New England Patriots	3	13	7	15	— 38
New York Giants	7	14	7	7	— 35

The Patriots improved to 16-0 with a 38-35 win over the New York Giants and in doing so became the fourth team in the 88-year history of the NFL to finish the regular season undefeated and untied. Tom Brady threw two touchdown passes and totaled 356 yards to lead New England to a come from behind win at the Meadowlands. With the win the Patriots set a new NFL record for consecutive regular season wins. Since December 11, 2006, New England has won 19 straight regular season contests, one more than the team's previous record set over the 2003 and 2004 seasons.

The Giants became the first team to score a touchdown on its opening drive against the Patriots in 23 games when Eli Manning hit Brandon Jacobs for a seven-yard score. New England responded with a 12-play 54-yard drive resulting in a 37-yard field goal by Stephen Gostkowski. After a three-and-out by the Patriots defense New England took a 10-7 lead when Brady connected with Randy Moss for a four-yard touchdown. New York quickly regained the lead as Domenik Hixon returned the ensuing kick off 74-yards for a touchdown to make it 14-10. The Patriots answered as Gostkowski hit field goals of 45-yards and 37-yards on consecutive drives giving New England a 16-13 edge. The Giants put together an eight play, 85-yard drive culminating in a three-yard touchdown pass from Manning to tight end Kevin Boss. That sent the teams to the locker room at half time with New York up 21-16.

The Giants extended their lead to 11 points when Manning found Plaxico Burress in the end zone for his third scoring strike. The Patriots countered with an eight play, 73-yard drive capped by Laurence Maroney's six-yard touchdown run. After the two teams traded punts New England regained the lead when Brady connected with Moss for a 65-yard touchdown. The Patriots pushed the lead to three points at 31-28 with a successful two-point conversion. With the score Brady set the single season record for touchdown passes (50) and Moss set the single season record for touchdown receptions (23). New England took advantage of a Giants turnover driving 52-yards on nine plays and taking a 38-28 lead with a five-yard touchdown run by Maroney. Needing two scores to put an end to the Patriots undefeated season Manning drove the Giants 68-yards finding Burress for a three-yard touchdown, Manning's fourth scoring strike of the game, cutting the New England lead to three. The Patriots then recovered the ensuing onside kick attempt to secure the 38-35 win.

MOSS MOVES INTO NFL'S TOP 10 FOR CAREER TOUCHDOWNS

With his 4-yard scoring catch in the first quarter, Randy Moss scored the 124th touchdown of his career, passing Marvin Harrison (123 touchdowns) to move into 10th place on the NFL's all-time touchdowns list. As of halftime, Moss has scored 123 career receiving touchdowns and one touchdown via a punt return for a total of 124 overall touchdowns.

HOBBS RECORDS FIRST INT OF THE SEASON

Ellis Hobbs intercepted an Eli Manning pass in the fourth quarter, giving the Patriots possession at their own 48-yard line. Hobbs's interception was his first of the season and it was the sixth pick of his career. The interception was the 19th of the year for the Patriots and set up a 9-play, 52-yard drive that ended in a 5-yard touchdown run by Laurence Maroney that extended New England's lead to 38-28.

MARONEY REACHES END ZONE TWICE, SCORES FOR THIRD STRAIGHT GAME

Laurence Maroney scored two touchdowns, marking the second multiple-touchdown game of his career and tying his career high of two scores, also achieved on Oct. 1, 2006 at Cincinnati. Against the Giants, Maroney scored on a 6-yard touchdown run in the third quarter to cut New England's deficit to 28-23 and again on a 5-yard run in the fourth quarter to extend New England's lead to 38-28. The scoring runs marked Maroney's fifth and sixth rushing touchdowns of the season and mark his third consecutive game with a score. He has scored five times in New England's last seven games dating back to Nov. 18 at Buffalo. Maroney's three straight games with a touchdown mark the longest scoring streak of his career.

GOSTKOWSKI NAILS THREE FIRST-HALF FGs

Stephen Gostkowski converted field goals from 37, 45 and 37 yards in the first half, improving to 21-for-24 on the season (87.5 percent). His three field goals are a season high, having previously booted two field goals in a game on six occasions. The 45-yard boot in the second quarter tied Gostkowski's longest field goal of the season, also accomplished on Oct. 21 at Dallas. The longest field goal of his career is from 50 yards, achieved in last season's divisional playoffs at San Diego on Jan. 14, 2007.

WELKER TOPS 100-YARD RECEIVING MARK

Wes Welker totaled 122 yards on 11 receptions, topping the 100-yard receiving mark for the fourth time this season. He also broke the 100-yard receiving mark at Dallas on Oct. 14 (11-124), at Miami on Oct. 21 (9-138), and against Philadelphia on Nov. 25 (13-149).

MOSS: 100-YARD GAME AND TWO-TD GAME

Randy Moss totaled 100 receiving yards on six receptions, two of which resulted in touchdowns. The game was Moss's ninth 100-yard game of the season, tying him for the franchise record with Stanley Morgan, who also had nine 100-yard receiving games in 1986. Moss's 100-yard receiving game was the 55th of his career, a total that ranks third in NFL history, trailing only Jerry Rice (76) and Marvin Harrison (59).

MOSS CATCHES LONGEST PASS OF THE SEASON AND LONGEST SINCE 2005

Randy Moss's 65-yard touchdown reception in the fourth quarter was his longest reception of the season and was his longest catch since Oct. 2, 2005, when he hauled in a 79-yard bomb while playing for the Oakland Raiders in a game against Dallas. The 65-yarder topped his previous season-long grab of 63 yards against Pittsburgh on Dec. 9. Moss's 65-yard catch was his fifth reception of 50 yards or longer this season. It was the second longest completion for the Patriots this year, trailing only a 69-yard scoring catch by Donte Stallworth at Dallas on Oct. 14.

QUICK HITS

- Adalius Thomas dropped Eli Manning for a 14-yard sack in the third quarter. The sack raised Thomas's total to 6.5 sacks this season, a total that is tied with Jarvis Green for second on the team behind Mike Vrabel.
- Junior Seau stopped Brandon Jacobs in the backfield for a 2-yard loss in the first quarter.
- Richard Seymour stopped Reuben Droughns in the backfield for a 1-yard loss in the third quarter.
- Tom Brady improved his career record as a starter to 30-5 in games decided by three points or fewer.
- Brady improved his career record as a starter to 38-2 in games played on artificial turf.



THREE-TIME SUPER BOWL CHAMPIONS





2007 PATRIOTS SCHEDULE AND RESULTS

Overall: 16-0 **Home:** 8-0 **Away:** 8-0 **Day:** 10-0 **Night:** 6-0 **Division:** 6-0 **AFC:** 12-0 **NFC:** 4-0

Date		Opponent	Stadium	Attend.	Time	Weather	W/L	Score
Sun., Sept. 9	at	New York Jets	Giants Stadium	77,900	1:00	84 – Sunny	W	38-14
Sun., Sept. 16		San Diego Chargers	Gillette Stadium	68,756	8:15	55 – Clear	W	38-14
Sun., Sept. 23		Buffalo Bills	Gillette Stadium	68,756	1:00	74 – Sunny	W	38-7
Mon., Oct. 1	at	Cincinnati Bengals	Paul Brown Stadium	66,113	8:30	72 – Clear	W	34-13
Sun., Oct. 7		Cleveland Browns	Gillette Stadium	68,756	1:00	56 – Cloudy	W	34-17
Sun., Oct. 14	at	Dallas Cowboys	Texas Stadium	63,984	4:15	85 – Sunny	W	48-27
Sun., Oct. 21	at	Miami Dolphins	Dolphin Stadium	71,951	1:00	85 – Sunny	W	49-28
Sun., Oct. 28		Washington Redskins	Gillette Stadium	68,756	4:15	55 – Clear	W	52-7
Sun., Nov. 4	at	Indianapolis Colts	RCA Dome	57,540	4:15	Indoors	W	24-20
Sun., Nov. 18	at	Buffalo Bills	Ralph Wilson Stadium	71,338	8:15	36 – Partly Cloudy	W	56-10
Sun., Nov. 25		Philadelphia Eagles	Gillette Stadium	68,756	8:15	39 – Clear	W	31-28
Mon., Dec. 3	at	Baltimore Ravens	M&T Bank Stadium	71,382	8:30	40 – Clear	W	27-24
Sun., Dec. 9		Pittsburgh Steelers	Gillette Stadium	68,756	4:15	34 – Cloudy	W	34-13
Sun., Dec. 16		New York Jets	Gillette Stadium	68,756	1:00	36 – Rain	W	20-10
Sun., Dec. 23		Miami Dolphins	Gillette Stadium	68,756	4:15	43 – Cloudy	W	28-7
Sat., Dec. 29	at	New York Giants	Giants Stadium	79,110	8:15	44 – Clear	W	38-35

2007 REGULAR SEASON NFL STANDINGS

AFC East	W	L	Pct.	PF	PA	Hm	Rd	Cnf	Dv
*-New England	16	0	1.000	589	274	8-0	8-0	12-0	6-0
Buffalo	7	9	.438	252	354	4-4	3-5	6-6	4-2
N.Y. Jets	4	12	.250	268	355	3-5	1-7	4-8	2-4
Miami	1	15	.063	267	437	1-7	0-8	1-11	0-6

AFC North	W	L	Pct.	PF	PA	Hm	Rd	Cnf	Dv
z-Pittsburgh	10	6	.625	393	269	7-1	3-5	7-5	5-1
Cleveland	10	6	.625	402	382	7-1	3-5	7-5	3-3
Cincinnati	7	9	.438	380	385	5-3	2-6	6-6	3-3
Baltimore	5	11	.313	275	384	4-4	1-7	2-10	1-5

AFC South	W	L	Pct.	PF	PA	Hm	Rd	Cnf	Dv
z-Indianapolis	13	3	.813	450	262	6-2	7-1	9-3	5-1
y-Jacksonville	11	5	.688	411	304	6-2	5-3	8-4	2-4
y-Tennessee	10	6	.625	301	297	5-3	5-3	7-5	4-2
Houston	8	8	.500	379	384	6-2	2-6	5-7	1-5

AFC West	W	L	Pct.	PF	PA	Hm	Rd	Cnf	Dv
z-San Diego	11	5	.688	412	284	7-1	4-4	9-3	5-1
Denver	7	9	.438	320	409	5-3	2-6	6-6	3-3
Kansas City	4	12	.250	226	335	2-6	2-6	3-9	2-4
Oakland	4	12	.250	283	398	2-6	2-6	4-8	2-4

y-Clinched Division Title

z-Clinched Division Title and First-Round Bye

*-Clinched Division Title and Homefield Advantage

NFC East	W	L	Pct.	PF	PA	Hm	Rd	Cnf	Dv
*-Dallas	13	3	0.813	455	325	6-2	7-1	10-2	4-2
y-N.Y. Giants	10	6	0.625	373	351	3-5	7-1	7-5	3-3
y-Washington	9	7	0.563	334	310	5-3	4-4	7-5	3-3
Philadelphia	8	8	0.500	336	300	3-5	5-3	5-7	2-4

NFC North	W	L	Pct.	PF	PA	Hm	Rd	Cnf	Dv
z-Green Bay	13	3	0.813	435	291	7-1	6-2	9-3	4-2
Minnesota	8	8	0.500	365	311	5-3	3-5	6-6	3-3
Detroit	7	9	0.438	346	444	5-3	2-6	4-8	3-3
Chicago	7	9	0.438	334	348	4-4	3-5	4-8	2-4

NFC South	W	L	Pct.	PF	PA	Hm	Rd	Cnf	Dv
z-Tampa Bay	9	7	0.563	334	270	6-2	3-5	8-4	5-1
Carolina	7	9	0.438	267	347	2-6	5-3	7-5	3-3
New Orleans	7	9	0.438	379	388	3-5	4-4	6-6	3-3
Atlanta	4	12	0.250	259	414	3-5	1-7	3-9	1-5

NFC West	W	L	Pct.	PF	PA	Hm	Rd	Cnf	Dv
z-Seattle	10	6	0.625	393	291	7-1	3-5	8-4	5-1
Arizona	8	8	0.500	404	399	6-2	2-6	5-7	3-3
San Francisco	5	11	0.313	219	364	3-5	2-6	4-8	3-3
St. Louis	3	13	0.188	263	438	1-7	2-6	3-9	1-5

NFL PLAYOFFS

AFC WILD CARD ROUND

Sat., Jan. 5 Jacksonville 31 at Pittsburgh 29
 Sun., Jan. 6 Tennessee 6 at San Diego 17

AFC DIVISIONAL ROUND

Sat., Jan. 12 Jacksonville at New England 8:00 p.m.
 Sun., Jan. 13 San Diego at Indianapolis 1:00 p.m.

CONFERENCE CHAMPIONSHIPS

Sun., Jan. 20

AFC Championship – 3:00 p.m.

NFC Championship – 6:30 p.m.



NFC WILD CARD ROUND

Sat., Jan. 5 Washington 14 at Seattle 35
 Sun., Jan. 6 New York Giants 24 at Tampa Bay 14

NFC DIVISIONAL ROUND

Sat., Jan. 12 Seattle at Green Bay 4:30 p.m.
 Sun., Jan. 13 New York Giants at Dallas 4:30 p.m.

SUPER BOWL XLII

Sun., Feb. 4

University of Phoenix Stadium

Glendale, Arizona





NEW ENGLAND PATRIOTS 2007 STATS PACK
PATRIOTS REGULAR SEASON RECORD WHEN ...

	1994		1995		1996		1997		1998		1999		2000		2001		2002		2003		2004		2005		2006		2007		Total	
	W	L	W	L	W	L	W	L	W	L	W	L	W	L	W	L	W	L	W	L	W	L	W	L	W	L	W	L	W	L
Overall Record	10	6	6	10	11	5	10	6	9	7	8	8	5	11	11	5	9	7	14	2	14	2	10	6	12	4	16	0	145	79
Home	5	3	3	5	6	2	6	2	6	2	5	3	3	5	6	2	5	3	8	0	8	0	5	3	5	3	8	0	79	33
Away	5	3	3	5	5	3	4	4	3	5	3	5	2	6	5	3	4	4	6	2	6	2	5	3	7	1	8	0	66	46
By Month																														
August	0	0	0	0	0	0	1	0	0	0	0	0	0	0	0	0	0	0	0	0	0	0	0	0	0	0	0	0	1	0
September	2	2	1	2	2	2	3	0	2	1	3	0	0	4	1	2	3	1	2	2	2	0	2	1	2	1	3	0	28	18
October	1	3	1	4	3	1	1	3	2	2	3	2	2	2	2	2	0	3	4	0	4	1	2	2	4	0	5	0	34	25
November	3	1	3	1	3	1	3	2	3	2	0	3	1	3	3	1	4	1	4	0	4	0	2	2	2	2	3	0	38	19
December	4	0	1	3	3	1	2	1	2	2	1	3	2	2	4	0	2	2	4	0	3	1	4	0	4	1	5	0	41	16
January	0	0	0	0	0	0	0	0	0	0	1	0	0	0	1	0	0	0	0	0	1	0	0	1	0	0	0	0	3	1
vs. AFC	6	6	6	6	9	3	9	3	7	5	5	7	5	7	8	4	6	6	11	1	10	2	7	5	8	4	12	0	109	59
East	4	4	5	3	6	2	7	1	4	4	2	6	2	6	6	2	4	2	5	1	5	1	5	1	4	2	6	0	65	35
Central	1	1	1	1	2	0	1	1	2	0	2	0	1	1	1	1												11	5	
West	1	1	0	2	1	1	1	1	1	1	1	1	2	0	1	1	1	3	1	0	1	0	1	3	0	1	1	0	13	15
North																	1	0	1	0	3	1	1	0	1	0	4	0	11	1
South																	0	1	4	0	1	0	0	1	3	1	1	0	9	3
vs. NFC	4	0	0	4	2	2	1	3	2	2	3	1	0	4	3	1	3	1	3	1	4	0	3	1	4	0	4	0	36	20
East	0	0	0	0	2	2	0	0	0	0	0	3	1	0	0	0	0	0	3	1	0	0	0	0	0	0	4	0	12	4
Central	4	0	0	0	0	0	1	3	0	0	0	0	0	0	4	0	0											5	7	
West	0	0	0	4	0	0	0	0	2	2	0	0	0	0	3	1	0	0	0	0	4	0	0	0	0	0	0	0	9	7
North																	3	1	0	0	0	0	0	0	4	0	0	0	7	1
South																	0	0	0	0	0	0	3	1	0	0	0	0	3	1
Playing Conditions																														
On Grass	6	5	4	7	8	3	8	4	6	4	7	5	4	9	8	5	6	7	12	1	11	2	7	6	5	4	1	0	93	62
On Artificial Turf	4	1	2	3	3	2	2	2	3	3	1	3	1	2	3	0	3	0	2	1	3	0	3	0	7	0	15	0	52	17
Outdoors	8	6	6	8	10	5	9	5	7	6	8	7	5	9	9	5	8	7	12	2	13	2	9	6	11	4	15	0	130	72
Indoors	2	0	0	2	1	0	1	1	2	1	0	1	0	2	2	0	1	0	2	0	1	0	1	0	1	0	1	0	15	7
Win Opening Coin Toss	7	2	3	6	8	4	5	2	3	2	6	5	4	4	5	2	6	5	5	0	7	1	4	4	7	3	7	0	77	40
Lose Opening Coin Toss	3	4	3	4	3	1	5	4	6	5	2	3	1	7	6	3	3	2	9	2	7	1	6	2	5	1	9	0	68	39
Win OT Coin Toss	1	0	0	0	1	0	1	0	0	0	0	1	0	1	0	0	2	0	0	0	0	0	0	0	0	0	0	0	5	2
Lose OT Coin Toss	0	0	0	1	0	0	0	1	0	1	0	0	1	0	2	0	0	0	2	0	0	0	0	0	0	0	0	0	5	3
Scoring First	5	3	4	5	8	3	8	1	7	0	4	3	5	4	9	4	6	3	9	1	13	2	7	2	9	1	13	0	107	32
Opponent Scores First	5	3	2	5	3	2	2	5	2	7	4	5	0	7	2	1	3	4	5	1	1	0	3	4	3	3	3	0	38	47
Leading at the Half	3	2	2	2	8	1	9	2	6	1	4	2	2	3	10	1	6	0	9	0	10	1	6	0	11	0	13	0	99	15
Tied at the Half	3	0	2	0	1	1	0	0	1	0	1	2	3	2	0	2	1	1	2	0	3	0	0	1	0	0	1	0	18	9
Trailing at the Half	4	4	2	8	2	3	1	4	2	6	3	4	0	6	1	2	2	6	3	2	1	1	4	5	1	4	2	0	28	55
Leading After 3 Qtrs	7	1	3	0	9	0	9	2	6	1	7	1	2	3	10	0	6	0	11	0	13	1	8	0	10	0	12	0	113	9
Tied after 3 Qtrs	0	0	1	3	0	1	1	0	1	1	0	1	1	0	0	0	1	1	2	0	1	0	0	0	0	0	1	0	9	7
Trailing after 3 Qtrs	3	5	2	7	2	4	0	4	2	5	1	6	2	8	1	5	2	6	1	2	0	1	2	6	2	4	3	0	23	63
In Overtime	1	0	0	1	1	0	1	1	0	1	0	1	1	1	2	0	2	0	2	0	0	0	0	0	0	0	0	0	10	5
Outcomes of 7 pts or less	6	5	2	3	4	3	5	3	5	3	5	5	3	8	4	3	4	2	7	1	3	1	5	1	5	2	4	0	62	40
Outcomes of 3 pts or less	3	1	2	2	3	0	4	1	3	2	4	3	2	3	3	0	3	0	1	1	1	1	2	1	2	1	3	0	36	16
Patriots Outgain Opposition	9	3	4	1	7	2	6	2	7	1	6	4	0	2	6	1	6	1	7	1	9	1	7	1	11	1	15	0	100	21
Patriots Out-Rush Opposition	4	0	6	3	6	3	6	2	5	1	4	1	3	2	6	1	4	0	9	1	11	1	6	1	9	2	9	0	88	18
Patriots Out-Pass Opposition	10	3	4	3	5	3	5	4	7	1	6	5	1	6	4	2	6	3	7	1	8	0	7	1	6	1	15	0	91	33
+ Turnover Margin	5	0	4	0	6	1	7	0	5	3	4	1	5	4	7	1	6	1	10	0	9	0	5	0	8	0	12	0	93	11
- Turnover Margin	2	4	0	8	3	3	1	4	3	2	2	5	0	5	3	3	2	5	3	2	2	2	2	5	3	3	1	0	27	51
Even Turnover Margin	3	2	2	2	2	1	2	2	1	2	2	2	0	2	1	1	1	1	1	0	3	0	3	1	1	1	3	0	25	17
With 100-yard Rusher	0	0	6	3	1	1	2	1	2	2	1	1	0	0	4	0	1	0	1	0	8	1	2	0	1	0	5	0	34	9
With 300-yard Passer	3	3	1	1	4	0	2	1	4	0	3	3	0	1	1	0	2	1	2	0	2	0	4	0	1	1	8	0	37	11
With 100-yard Receiver	5	3	3	2	2	0	1	3	6	1	4	3	3	1	2	1	3	2	4	0	6	0	3	0	2	0	12	0	56	16
Opponent 100-yard Rusher	1	5	0	2	3	2	1	2	3	3	1	3	0	2	2	3	2	6	1	0	2	1	1	5	2	2	3	0	22	36
Opponent 300-yard Passer	1	2	1	1	2	0	2	1	1	0	1	0	3	0	3	1	2	0	2	0	2	0	2	2	1	1	0	25	8	
Opponent 100-yard Receiver	1	3	2	2	3	2	3	2	3	1	5	2	3	3	3	3	1	1	1	0	7	0	5	3	3	3	0	43	28	



NEW ENGLAND PATRIOTS 2007 STATS PACK

WEEK-BY-WEEK NFL/AFC RANKINGS

Week	NFL RANKINGS						AFC RANKINGS					
	<u>Offense</u>			<u>Defense</u>			<u>Offense</u>			<u>Defense</u>		
	Total	Rush	Pass	Total	Rush	Pass	Total	Rush	Pass	Total	Rush	Pass
1	5	11	4	7	4	10	3	5	2	5	3	6
2	2	8	4	1	1	5	2	5	3	1	1	4
3	1	4	3	1	5	2	1	4	2	1	3	2
4	2	4	5	1	3	4	1	4	2	1	2	4
5	2	3	4	2	5	6	1	3	2	2	4	6
6	1	7	1	2	5	4	1	6	1	2	4	4
7	1	7	1	4	9	4	1	6	1	4	5	4
8	1	8	1	3	5t	5	1	6	1	3	4	4
9	1	8	1	4	6	5	1	6	1	4	4	4
10	1	7	2	4	6	6	1	5	1	4	4	5
11	1	5	1	3	6	5	1	4	1	3	4	4
12	1	7	1	3	5	6	1	5	1	3	3	5
13	1	8	1	3	6	6	1	5	1	3	3	5
14	1	14	1	4	13	6	1	8	1	3	5	5
15	1	12	1	4	10	5	1	7	1	3	5	4
16	1	10	1	4	10	5	1	7	1	3	5	4
17	1	13	1	4	10	6	1	8	1	3	4	5

Week	SCORING RANKINGS					
	<u>Offense</u>			<u>Defense</u>		
	Points	Avg.	Rank	Points	Avg.	Rank
1	38	38.0	3	14	14.0	12t
2	38	38.0	2	14	14.0	8
3	38	38.0	2	7	11.7	3
4	34	37.0	2	13	12.0	4
5	34	36.4	1	17	13.0	3t
6	48	38.3	1	27	15.3	6
7	49	39.9	1	28	17.1	10
8	52	41.4	1	7	15.9	5
9	24	39.4	1	20	16.3	5
10	BYE WEEK		1	BYE WEEK		5
11	56	41.1	1	10	15.7	3
12	31	40.1	1	28	16.8	5t
13	27	39.1	1	24	17.4	5
14	34	38.7	1	13	17.1	4
15	20	37.4	1	10	16.6	4
16	28	36.7	1	7	15.9	1t
17	38	36.8	1	35	17.1	4
Points	589			274		



NEW ENGLAND PATRIOTS 2007 STATS PACK

QUARTER-BY-QUARTER SCORING

Regular Season		Patriots						Opponents						Point	Overall
Date	Opponent	1	2	3	4	OT	Final	1	2	3	4	OT	Final	Differential	Record
09/09 at	New York Jets	7	7	14	10	--	38	0	7	7	0	--	14	24	1-0
09/16	San Diego	14	10	7	7	--	38	0	0	7	7	--	14	24	2-0
09/23	Buffalo	3	14	14	7	--	38	7	0	0	0	--	7	31	3-0
10/01 at	Cincinnati	10	7	7	10	--	34	0	7	3	3	--	13	21	4-0
10/07	Cleveland	10	10	0	14	--	34	0	0	3	14	--	17	17	5-0
10/14 at	Dallas	14	7	10	17	--	48	0	17	7	3	--	27	21	6-0
10/21 at	Miami	14	28	0	7	--	49	0	7	0	21	--	28	21	7-0
10/28	Washington	7	17	14	14	--	52	0	0	0	7	--	7	45	8-0
11/04 at	Indianapolis	0	7	3	14	--	24	3	10	0	7	--	20	4	9-0
11/18 at	Buffalo	14	21	7	14	--	56	7	0	3	0	--	10	46	10-0
11/25	Philadelphia	14	10	0	7	--	31	7	14	7	0	--	28	3	11-0
12/03 at	Baltimore	3	7	7	10	--	27	7	3	7	7	--	24	3	12-0
12/09	Pittsburgh	7	10	14	3	--	34	3	10	0	0	--	13	21	13-0
12/16	New York Jets	7	10	0	3	--	20	0	7	0	3	--	10	10	14-0
12/23	Miami	7	21	0	0	--	28	0	0	7	0	--	7	21	15-0
12/29 at	New York Giants	3	13	7	15	--	38	7	14	7	7	--	35	3	16-0
Regular Season Totals		134	199	104	152	0	589	41	96	58	79	0	274	315	16-0

REGULAR SEASON

Points By Halves	1st	2nd	OT
PATRIOTS	333	256	0
OPPONENTS	137	137	0



NEW ENGLAND PATRIOTS 2007 STATS PACK

PATRIOTS OFFENSE GAME-BY-GAME

	at New York Jets	San Diego	Buffalo	at Cincinnati	Cleveland	at Dallas	at Miami	Washington	at Indianapolis	at Buffalo	Philadelphia	at Baltimore	Pittsburgh	New York Jets	Miami	at N.Y. Giants	Season Totals
First Downs	28	25	27	25	23	28	23	34	21	30	25	21	21	16	19	27	393
Rushing	11	10	12	10	10	5	5	13	6	9	5	7	2	7	5	7	124
Passing	16	13	14	13	12	19	17	21	14	21	18	9	18	8	12	18	243
Penalty	1	2	1	2	1	4	1	0	1	0	2	5	1	1	2	2	26
Third Downs	9	8	10	12	12	17	7	11	12	11	16	12	11	16	14	13	191
Converted	6	3	4	7	2	11	3	6	7	8	10	2	4	6	7	6	92
Efficiency	66.7%	37.5%	40.0%	58.3%	16.7%	64.7%	42.9%	54.5%	58.3%	72.7%	62.5%	16.7%	36.4%	37.5%	50.0%	46.2%	48.2%
Fourth Downs	1	1	3	1	2	2	0	2	0	2	1	2	1	1	1	1	21
Converted	0	1	1	1	1	2	0	2	0	2	0	2	1	1	0	1	15
Efficiency	0.0%	0.0%	33.3%	100%	50.0%	100%	0.0%	100%	0%	100%	0.0%	100%	100%	100%	0.0%	100%	71.4%
Total Net Yards	431	407	485	404	412	448	443	486	342	510	410	326	421	265	400	390	6580
Plays	65	65	68	66	70	78	51	77	62	70	73	65	55	63	61	69	1058
Avg./Play	6.6	6.3	7.1	6.1	5.9	5.7	8.7	6.3	5.5	7.3	5.6	5.0	7.7	4.2	6.6	5.7	6.2
Net Yards Rushing	134	144	177	173	147	75	84	152	105	127	48	90	22	131	196	44	1849
Attempts	37	32	38	34	32	29	22	35	28	29	16	24	9	35	25	26	451
Avg./Rush	3.6	4.5	4.7	5.1	4.6	2.6	3.8	4.3	3.8	4.4	3.0	3.8	2.4	4.2	7.8	1.7	4.1
Touchdowns	1	1	1	1	0	1	0	3	3	2	2	1	0	1	1	2	20
Net Yards Passing	297	263	308	231	265	373	359	334	237	383	362	236	399	134	204	346	4731
Sacks	0	2	1	0	0	3	1	1	2	0	3	3	0	1	3	1	21
Yards Lost	0	16	3	0	0	15	10	0	18	0	18	21	0	6	11	10	128
Gross Yards	297	279	311	231	265	388	369	334	255	383	380	257	399	140	215	356	4859
Attempts	28	31	29	32	38	46	28	41	32	41	54	38	46	27	33	42	586
Completions	22	25	23	25	22	31	22	31	21	33	34	18	32	14	18	32	403
Pct.	78.6%	80.6%	79.3%	78.1%	57.9%	67.4%	78.6%	75.6%	65.6%	80.5%	63.0%	47.4%	69.6%	51.9%	54.5%	76.2%	68.8%
Touchdowns	3	3	4	3	3	5	6	3	3	5	1	2	4	0	3	2	50
Interceptions	0	1	0	1	0	0	1	0	2	0	0	1	0	1	2	0	9
Avg. Per Pass Play	10.6	8.0	10.3	7.2	7.0	7.6	12.4	8.0	7.0	9.3	6.4	5.8	8.7	4.8	5.7	8.0	7.8
Kickoffs-EZ-TB	7-5-1	7-2-1	7-5-2	7-3-1	7-0-0	9-6-2	8-5-3	9-2-2	5-3-2	9-1-0	6-2-0	6-2-1	7-2-0	5-0-0	5-0-0	8-0-0	112-38-15
Punts	1	1	2	1	6	2	3	2	3	1	2	5	3	6	5	2	45
Average	53.0	34.0	29.5	38.0	35.8	41.5	54.0	43.0	44.3	36.0	41.0	37.4	35.7	35.7	50.2	40.5	40.5
Had Blocked	0	0	0	0	0	0	0	0	0	0	0	0	0	1	0	0	1
FG-PATs Had Blocked	0-0	0-0	0-0	0-0	0-0	0-0	0-0	0-0	0-0	0-0	0-0	0-0	0-0	0-0	0-0	0-0	0-0
Penalties	4	6	2	3	6	5	5	6	10	4	7	4	3	6	2	5	78
Yards Lost	16	67	20	20	52	50	40	40	146	37	44	30	20	48	18	42	690
Fumbles	1	3	1	0	0	3	0	1	0	1	0	0	2	0	2	0	14
Fumbles Lost	0	1	1	0	0	1	0	1	0	0	0	0	0	0	2	0	6
Touchdowns	5	5	5	4	4	6	7	7	3	8	4	3	4	2	4	4	75
Rushing	1	1	1	1	0	1	0	3	0	2	2	1	0	1	1	2	17
Passing	3	3	4	3	3	5	6	3	3	5	1	2	4	0	3	2	50
Interception Return	0	1	0	0	0	0	0	0	0	0	1	0	0	1	0	0	3
Fumble Return	0	0	0	0	1	0	0	1	0	1	0	0	0	0	0	0	3
Punt Return	0	0	0	0	0	0	0	0	0	0	0	0	0	0	0	0	0
Kickoff Return	1	0	0	0	0	0	1	0	0	0	0	0	0	0	0	0	2
Other (Blocked Return)	0	0	0	0	0	0	0	0	0	0	0	0	0	0	0	0	0
Extra Points Made-Att	5-5	5-5	5-5	4-4	4-4	6-6	7-7	7-7	3-3	8-8	4-4	3-3	4-4	2-2	4-4	4-4	75-75
Kicking Made-Att	5-5	5-5	5-5	4-4	4-4	6-6	7-7	7-7	3-3	8-8	4-4	3-3	4-4	2-2	4-4	3-3	74-74
2-pt Rushing Made-Att	-	-	-	-	-	-	-	-	-	-	-	-	-	-	-	1-1	1-1
2-pt Passing Made-Att	-	-	-	-	-	-	-	-	-	-	-	-	-	-	-	-	-
Field Goals Attempted	1	2	1	2	2	2	0	1	1	0	2	2	3	2	0	3	24
Field Goals Made	1	1	1	2	2	2	0	1	1	0	1	2	2	2	0	3	21
Safeties	0	0	0	0	0	0	0	0	0	0	0	0	0	0	0	0	0
Points Scored	38	38	38	34	34	48	49	52	24	56	31	27	34	20	28	38	589
Time of Possession	33:09	35:46	34:19	37:24	32:27	38:15	24:55	37:49	29:44	34:54	32:11	27:06	25:17	33:37	28:16	36:18	32:33
Net Turnover Ratio	0	1	1	1	4	0	1	3	0	2	3	1	1	1	-4	1	16



NEW ENGLAND PATRIOTS 2007 STATS PACK

OPPONENT OFFENSE GAME-BY-GAME

	at New York Jets	San Diego	Buffalo	at Cincinnati	Cleveland	at Dallas	at Miami	Washington	at Indianapolis	at Buffalo	Philadelphia	at Baltimore	Pittsburgh	New York Jets	Miami	at N.Y. Giants	Season Totals
First Downs	17	14	12	17	22	13	25	13	23	14	22	20	19	13	15	19	278
Rushing	4	3	5	4	7	4	12	3	10	5	4	10	9	2	5	4	91
Passing	12	10	6	13	14	8	13	10	9	8	18	10	9	10	9	13	172
Penalty	1	1	1	0	1	1	0	0	4	1	0	0	1	1	1	2	15
Third Downs	11	11	11	7	11	11	13	12	12	10	13	11	14	14	16	10	187
Converted	4	4	4	0	3	4	4	2	5	4	8	3	5	3	4	6	63
Efficiency	36.4%	36.4%	36.4%	0.0%	27.3%	36.4%	30.8%	16.7%	41.7%	40.0%	61.5%	27.3%	35.7%	21.4%	25.0%	60.0%	33.7%
Fourth Downs	1	1	0	1	1	0	3	2	0	0	1	1	4	3	2	1	21
Converted	0	1	0	1	0	0	3	1	0	0	1	1	2	1	0	1	12
Efficiency	0.0%	100%	--	100%	0.0%	0.0%	100%	50%	0.0%	0.0%	100%	100%	50%	33%	0%	100%	57.1%
Total Net Yards	227	201	193	283	353	285	382	224	329	229	391	376	349	234	241	316	4613
Plays	55	53	50	51	67	47	70	56	61	49	63	60	67	62	70	52	933
Avg./Play	4.1	3.8	3.9	5.5	5.3	6.1	5.5	4.0	5.4	4.7	6.2	6.3	5.2	3.8	3.4	6.1	4.9
Net Yards Rushing	60	52	110	57	92	99	179	47	119	78	55	166	181	90	108	79	1572
Attempts	19	20	27	15	21	16	30	16	31	19	19	37	32	17	22	19	360
Avg./Rush	3.2	2.6	4.1	3.8	4.4	6.5	6.0	2.9	3.8	4.1	2.9	4.5	5.7	5.3	4.9	4.2	4.4
Touchdowns	0	0	1	0	0	0	0	0	1	0	1	1	0	0	1	0	5
Net Yards Passing	167	149	83	226	261	186	203	177	210	151	336	210	168	144	133	237	3041
Sacks	5	3	2	1	3	2	3	3	3	4	2	0	3	5	7	1	47
Yards Lost	35	30	18	8	26	13	33	20	15	22	9	0	19	40	38	14	340
Gross Yards	202	179	101	234	287	199	236	197	225	173	345	210	187	184	171	251	3381
Attempts	31	30	21	35	43	29	37	37	27	26	42	23	32	40	41	32	526
Completions	21	19	11	21	22	18	24	21	16	15	27	15	19	25	18	22	314
Pct.	67.7%	63.3%	52.4%	60.0%	51.2%	62.1%	64.9%	56.8%	59.3%	57.7%	64.3%	65.2%	59.4%	62.5%	43.9%	68.8%	59.7%
Touchdowns	2	2	0	1	2	2	0	1	1	1	3	2	1	0	1	4	23
Interceptions	0	2	1	2	3	1	1	1	1	1	3	1	0	1	0	1	19
Avg. Per Pass Play	4.6	4.5	3.6	6.3	5.7	6.0	5.1	4.4	7.0	5.0	7.6	9.1	4.8	3.2	2.8	7.2	5.3
Kickoffs-EZ-TB	3-2-0	3-0-0	2-1-0	4-3-0	4-1-0	6-1-0	5-2-1	2-0-0	5-0-0	3-0-0	5-0-0	5-1-1	4-0-0	3-1-0	2-0-0	6-2-1	62-14-3
Punts	5	5	7	4	5	5	4	5	3	4	3	5	3	4	10	4	76
Average	41.0	49.6	49.0	42.0	46.2	53.8	48.0	37.0	53.3	36.5	36.7	38.2	42.0	31.8	44.6	37.5	43.4
Had Blocked	0	0	0	0	0	0	0	0	0	0	0	0	0	1	0	0	1
FG-PATs Had Blocked	0-0	0-0	0-0	0-0	0-0	0-0	0-0	0-0	0-0	0-0	0-0	0-0	0-0	0-0	0-0	0-0	0-0
Penalties	2	7	5	8	7	12	4	5	4	5	3	13	6	6	4	5	96
Yards Lost	20	75	30	65	40	100	41	40	25	34	18	100	49	42	32	53	764
Fumbles	2	2	1	0	1	1	1	3	2	2	2	1	1	4	1	1	25
Fumbles Lost	0	1	1	0	1	0	1	3	1	1	0	1	1	1	0	0	12
Touchdowns	2	2	1	1	2	3	4	1	2	1	4	3	1	1	1	5	34
Rushing	0	0	1	0	0	0	3	0	1	0	1	1	0	0	0	0	7
Passing	2	2	0	1	2	2	0	1	1	1	3	2	1	0	1	4	23
Interception Return	0	0	0	0	0	0	1	0	0	0	0	0	0	0	0	0	1
Fumble Return	0	0	0	0	0	1	0	0	0	0	0	0	0	0	0	0	1
Punt Return	0	0	0	0	0	0	0	0	0	0	0	0	0	0	0	0	0
Kickoff Return	0	0	0	0	0	0	0	0	0	0	0	0	0	0	0	1	1
Other (Blocked Return)	0	0	0	0	0	0	0	0	0	0	0	0	0	1	0	0	1
Extra Points Made-Att	2-2	2-2	1-1	1-1	2-2	3-3	4-4	1-1	2-2	1-1	4-4	3-3	1-1	1-1	1-1	5-5	34-34
Kicking Made-Att	2-2	2-2	1-1	1-1	2-2	3-3	4-4	1-1	2-2	1-1	4-4	3-3	1-1	1-1	1-1	5-5	34-34
2-pt Rushing Made-Att	-	-	-	-	-	-	-	-	-	-	-	-	-	-	-	-	-
2-pt Passing Made-Att	-	-	-	-	-	-	-	-	-	-	-	-	-	-	-	-	-
Field Goals Attempted	0	0	0	2	1	2	0	0	3	1	0	1	2	2	0	0	14
Field Goals Made	0	0	0	2	1	2	0	0	2	1	0	1	2	1	0	0	12
Safeties	0	0	0	0	0	0	0	0	0	0	0	0	0	0	0	0	0
Points Scored	14	14	7	13	17	27	28	7	20	10	28	24	13	10	7	35	274
Time of Possession	26:51	24:14	25:41	22:36	27:33	21:45	35:05	22:11	30:16	25:06	27:49	32:54	34:43	26:23	31:44	23:42	27:27



NEW ENGLAND PATRIOTS 2007 STATS PACK

PATRIOTS TEAM STATS GAME-BY-GAME

OFFENSE		FIRST DOWNS				NET OFF.		RUSHING			PASSING										PENALTY		PUNTS	
DATE	OPPONENT	Total	Rush	Pass	Pn	Yds	Plays	Yds	Att	Avg	Net	S	YL	Gross	Att	Cmp	Pct	TD	Int	No	Yds	No	Avg	
09/09 at	New York Jets	28	11	16	1	431	65	134	37	3.6	297	0	0	297	28	22	78.6%	3	0	4	16	1	53.0	
09/16	San Diego	25	10	13	2	407	65	144	32	4.5	263	2	16	279	31	25	80.6%	3	1	6	67	1	34.0	
09/23	Buffalo	27	12	14	1	485	68	177	38	4.7	308	1	3	311	29	23	79.3%	4	0	2	20	2	29.5	
10/01 at	Cincinnati	25	10	13	2	404	66	173	34	5.1	231	0	0	231	32	25	78.1%	3	1	3	20	1	38.0	
10/07	Cleveland	23	10	12	1	412	70	147	32	4.6	265	0	0	265	38	22	57.9%	3	0	6	52	6	35.8	
10/14 at	Dallas	28	5	19	4	448	78	75	29	2.6	373	3	15	388	46	31	67.4%	5	0	5	50	2	41.5	
10/21 at	Miami	23	5	17	1	443	51	84	22	3.8	359	1	10	369	28	22	78.6%	6	1	5	40	3	54.0	
10/28	Washington	34	13	21	0	486	77	152	35	4.3	334	1	0	334	41	31	75.6%	3	0	6	40	2	43.0	
11/04 at	Indianapolis	21	6	14	1	342	62	105	28	3.8	237	2	18	255	32	21	65.6%	3	2	10	146	3	44.3	
11/18 at	Buffalo	30	9	21	0	510	70	127	29	4.4	383	0	0	383	41	33	80.5%	5	0	4	37	1	36.0	
11/25	Philadelphia	25	5	18	2	410	73	48	16	3.0	362	3	18	380	54	34	63.0%	1	0	7	44	2	41.0	
12/03 at	Baltimore	21	7	9	5	326	65	90	24	3.8	236	3	21	257	38	18	47.4%	2	1	4	30	5	37.4	
12/09	Pittsburgh	21	2	18	1	421	55	22	9	2.4	399	0	0	399	46	32	69.6%	4	0	3	20	3	35.7	
12/16	New York Jets	16	7	8	1	265	63	131	35	3.7	134	1	6	140	27	14	51.9%	0	1	6	48	6	35.7	
12/23	Miami	19	5	12	2	400	61	196	25	6.6	204	3	11	215	33	18	54.5%	3	2	2	18	5	50.2	
12/29 at	N.Y. Giants	27	7	18	2	390	69	44	26	1.7	346	1	10	356	42	32	76.2%	2	0	5	42	2	40.5	
Regular Season Totals		393	124	243	26	6580	1058	1849	451	4.1	4731	21	128	4859	586	403	68.8%	50	9	78	690	45	40.5	

OPPONENTS TEAM STATS GAME-BY-GAME

DEFENSE		FIRST DOWNS				NET OFF.		RUSHING			PASSING										PENALTY		PUNTS	
DATE	OPPONENT	Total	Rush	Pass	Pn	Yds	Plays	Yds	Att	Avg	Net	S	YL	Gross	Att	Cmp	Pct	TD	Int	No	Yds	No	Avg	
09/09 at	New York Jets	17	4	12	1	227	55	60	19	3.2	167	5	35	202	31	21	67.7%	2	0	2	20	5	41.0	
09/16	San Diego	14	3	10	1	201	53	52	20	3.8	149	3	30	179	30	19	63.3%	2	2	7	75	5	49.6	
09/23	Buffalo	12	5	6	1	193	50	110	27	3.9	83	2	18	101	21	11	52.4%	0	1	5	30	7	49.0	
10/01 at	Cincinnati	17	4	13	0	283	51	57	15	3.8	226	1	8	234	35	21	60.0%	1	2	8	65	4	42.0	
10/07	Cleveland	22	7	14	1	353	67	92	21	4.4	261	3	26	287	43	22	51.2%	2	3	7	40	5	46.2	
10/14 at	Dallas	13	4	8	1	285	47	99	16	6.2	186	2	13	199	29	18	62.1%	2	1	12	100	5	53.8	
10/21 at	Miami	25	12	13	0	382	70	179	30	6.0	203	3	33	236	37	24	64.9%	0	1	4	41	4	48.0	
10/28	Washington	13	3	10	0	224	56	47	16	2.9	177	3	20	197	37	21	56.8%	1	1	5	40	5	37.0	
11/04 at	Indianapolis	23	10	9	4	329	61	119	31	3.8	210	3	15	225	27	16	59.3%	1	1	4	25	3	53.3	
11/18 at	Buffalo	14	5	8	1	229	49	78	19	4.1	151	4	22	173	26	15	57.7%	1	1	5	34	4	36.5	
11/25	Philadelphia	22	4	18	0	391	63	55	19	2.9	336	2	9	345	42	27	64.3%	3	3	3	18	3	36.7	
12/03 at	Baltimore	20	10	10	0	376	60	166	37	4.5	210	0	0	210	23	15	65.2%	2	1	13	100	5	38.2	
12/09	Pittsburgh	19	9	9	1	349	67	181	32	5.7	168	3	19	187	32	19	59.4%	1	0	6	49	3	42.0	
12/16	New York Jets	13	2	10	1	234	62	90	17	5.3	144	5	40	184	40	25	62.5%	0	1	6	42	4	31.8	
12/23	Miami	15	5	9	1	241	70	108	22	4.9	133	7	38	171	41	18	43.9%	1	0	4	32	10	44.6	
12/29 at	N.Y. Giants	19	4	13	2	316	52	79	19	4.2	237	1	14	251	32	22	68.8%	4	1	5	53	4	37.5	
Regular Season Totals		278	91	172	15	4613	933	1572	360	4.4	3041	47	340	3381	526	314	59.7%	23	19	96	764	76	43.4	



NEW ENGLAND PATRIOTS 2007 STATS PACK

GAME-BY-GAME INDIVIDUAL PASSING STATS

Date	Opponent	Tom Brady										Matt Cassel									
		Att	Cmp	Yds	Pct	TD	Lg	Int	S	Yds	Rating	Att	Cmp	Yds	Pct	TD	Lg	Int	S	Yds	Rating
09/09 at	New York Jets	28	22	297	.786	3	51t	0	0	0	146.6	-	-	-	-	-	-	-	-	-	-
09/16	San Diego	31	25	279	.806	3	34	1	2	16	123.0	Did Not Play									
09/23	Buffalo	29	23	311	.793	4	45t	0	1	3	150.9	-	-	-	-	-	-	-	-	-	-
10/01 at	Cincinnati	32	25	231	.781	3	23	1	0	0	115.0	-	-	-	-	-	-	-	-	-	-
10/07	Cleveland	38	22	265	.579	3	35	0	0	0	105.7	Did Not Play									
10/14 at	Dallas	46	31	388	.674	5	69t	0	3	15	129.6	Did Not Play									
10/21 at	Miami	25	21	354	.840	6	50t	0	1	10	158.3	2	0	0	.000	0	0	1	0	0	0.0
10/28	Washington	38	29	306	.763	3	35	0	1	0	125.5	3	2	28	.667	0	21	0	0	0	96.5
11/04 at	Indianapolis	32	21	255	.656	3	55	2	2	18	95.2	Did Not Play									
11/18 at	Buffalo	39	31	373	.795	5	43	0	0	0	146.1	2	2	10	1.000	0	6	0	0	0	87.5
11/25	Philadelphia	54	34	380	.630	1	42	0	3	18	90.0	Did Not Play									
12/03 at	Baltimore	38	18	257	.474	2	43	1	3	21	76.3	Did Not Play									
12/09	Pittsburgh	46	32	399	.696	4	63t	0	0	0	125.2	Did Not Play									
12/16	New York Jets	27	14	140	.519	0	46	1	1	6	51.5	Did Not Play									
12/23	Miami	33	18	215	.545	3	48	2	3	11	79.7	Did Not Play									
12/29 at	New York Giants	42	32	356	.762	2	65t	0	1	10	116.8	Did Not Play									
Regular Season Totals		578	398	4806	.689	50	69t	8	21	128	117.2	7	4	38	.571	0	21	1	0	0	32.7
Career Totals		3642	2294	26370	.630	197	91t	86	203	1278	92.9	39	22	253	.564	2	36	2	4	16	71.8
Post-Season Totals		0	0	0	--	0	0	0	0	0	--	0	0	0	.000	0	0	0	0	0	--
Post-Season Career Totals		486	295	3217	.607	20	73	9	20	127	86.2	0	0	0	.000	0	0	0	0	0	--

Date	Opponent	Matt Gutierrez									
		Att	Cmp	Yds	Pct	TD	Lg	Int	S	Yds	Rating
09/09 at	New York Jets	-	-	-	-	-	-	-	-	-	-
09/16	San Diego	-	-	-	-	-	-	-	-	-	-
09/23	Buffalo	3rd Quarterback									
10/01 at	Cincinnati	3rd Quarterback									
10/07	Cleveland	3rd Quarterback									
10/14 at	Dallas	3rd Quarterback									
10/21 at	Miami	1	1	15	1.000	0	15	0	0	0	118.8
10/28	Washington	-	-	-	-	-	-	-	-	-	-
11/04 at	Indianapolis	3rd Quarterback									
11/18 at	Buffalo	3rd Quarterback									
11/25	Philadelphia	3rd Quarterback									
12/03 at	Baltimore	3rd Quarterback									
12/09	Pittsburgh	3rd Quarterback									
12/16	New York Jets	3rd Quarterback									
12/23	Miami	-	-	-	-	-	-	-	-	-	-
12/29 at	New York Giants	3rd Quarterback									
Regular Season Totals		1	1	15	1.000	0	15	0	0	0	118.8
Career Totals		1	1	15	1.000	0	15	0	0	0	118.8
Post-Season Totals		0	0	0	.000	0	0	0	0	0	--
Post-Season Career Totals		0	0	0	.000	0	0	0	0	0	--



NEW ENGLAND PATRIOTS 2007 STATS PACK
GAME-BY-GAME INDIVIDUAL RECEIVING STATS

RECEIVING		Wes Walker					Randy Moss					Kevin Faulk					Donte' Stallworth					Jabar Gaffney					
Date	Opponent	No	Yds	Avg	Lg	TD	No	Yds	Avg	Lg	TD	No	Yds	Avg	Lg	TD	No	Yds	Avg	Lg	TD	No	Yds	Avg	Lg	TD	
09/09 at	New York Jets	6	61	10.2	13	1	9	183	20.3	51t	1	1	9	9.0	9	0	1	19	19.0	19	0	1	5	5.0	5	0	
09/16	San Diego	8	91	11.4	34	0	8	105	13.1	24t	2	1	9	9.0	9	0	2	19	9.5	11	0	1	6	6.0	6	0	
09/23	Buffalo	6	69	11.5	26	0	5	115	23.0	45t	2	5	38	7.6	10	0	1	28	28.0	28	0	2	15	7.5	11	1	
10/01 at	Cincinnati	3	22	7.3	11	0	9	102	11.3	20	2	3	39	13.0	23	0	4	49	12.3	23	0	-	-	-	-	-	
10/07	Cleveland	4	19	4.8	7	0	3	46	15.3	20	0	1	7	7.0	7	0	4	65	16.3	34t	1	1	5	5.0	5	0	
10/14 at	Dallas	11	124	11.3	35t	2	6	59	9.8	14	1	3	24	8.0	18	0	7	136	19.4	69t	1	2	16	8.0	10	0	
10/21 at	Miami	9	138	15.3	36	2	4	122	30.5	50t	2	1	7	7.0	7	0	3	51	17.0	30t	1	1	12	12.0	12	0	
10/28	Washington	9	89	9.9	19	1	3	47	15.7	35	1	7	57	8.1	12	0	4	44	11.0	22	0	4	39	9.8	21	0	
11/04 at	Indianapolis	5	38	7.6	12	1	9	145	16.1	55	1	3	20	6.7	13t	1	2	42	21.0	33	0	-	-	-	-	-	
11/18 at	Buffalo	7	78	11.1	24	0	10	128	12.8	43t	4	2	18	9.0	10	0	5	56	11.2	20	0	3	44	14.7	31	0	
11/25	Philadelphia	13	149	11.5	42	0	5	43	8.6	11	0	3	30	10.0	12	0	4	54	13.5	31	0	6	87	14.5	32	1	
12/03 at	Baltimore	3	18	6.0	7	0	4	34	8.5	19	1	2	18	9.0	9	0	3	68	22.7	42	0	1	8	8.0	8t	1	
12/09	Pittsburgh	9	78	8.7	22	1	7	135	19.3	63t	2	3	15	5.0	6	0	1	9	9.0	9	0	7	122	17.4	56t	1	
12/16	New York Jets	3	30	10.0	16	0	5	79	15.8	46	0	3	19	6.3	8	0	-	-	-	-	-	2	8	4.0	4	0	
12/23	Miami	5	49	9.8	20	0	5	50	10.0	16	2	1	9	9.0	9	0	2	25	12.5	16	0	5	82	16.4	48t	1	
12/29 at	New York Giants	11	122	11.1	28	0	6	100	16.7	65t	2	8	64	8.0	13	0	3	32	10.7	17	0	0	0	0.0	0	0	
Regular Season Totals		112	1175	10.5	42	8	98	1493	15.2	65t	23	47	383	8.1	23	1	46	697	15.2	69t	3	36	449	12.5	56t	5	
Career Totals		208	2296	11.0	47	9	774	12193	15.8	82t	124	323	2818	8.7	52t	11	279	4213	15.1	84t	31	218	2600	11.9	69	13	
Career Postseason Totals		0	0	0.0	0	0	35	723	20.7	68t	9	25	205	8.2	21	1	6	141	23.5	75t	2	21	244	11.6	31	2	
RECEIVING		Benjamin Watson					Kyle Brady					Sammy Morris					Laurence Maroney					Heath Evans					
Date	Opponent	No	Yds	Avg	Lg	TD	No	Yds	Avg	Lg	TD	No	Yds	Avg	Lg	TD	No	Yds	Avg	Lg	TD	No	Yds	Avg	Lg	TD	
09/09 at	New York Jets	2	9	4.5	5t	1	-	-	-	-	-	2	11	5.5	6	0	-	-	-	-	-	-	-	-	-	-	
09/16	San Diego	5	49	9.8	14	1	-	-	-	-	-	-	-	-	-	-	-	-	-	-	-	-	-	-	-		
09/23	Buffalo	2	17	8.5	9	1	1	20	20.0	20	0	-	-	-	-	-	-	-	-	-	-	-	-	-	-		
10/01 at	Cincinnati	2	12	6.0	7	0	-	-	-	-	-	2	15	7.5	18	0	Inactive					-	-	-	-	-	
10/07	Cleveland	6	107	17.8	35	2	1	7	7.0	7	0	2	9	4.5	5	0	Inactive					-	-	-	-	-	
10/14 at	Dallas	1	28	28.0	28	0	1	1	1.0	1	1	-	-	-	-	-	Inactive					-	-	-	-	-	
10/21 at	Miami	Inactive					3	10	3.3	5	1	Inactive					-	-	-	-	-	1	29	29.0	29	0	
10/28	Washington	Inactive					1	19	19.0	19	0	Inactive					2	37	18.5	25	0	-	-	-	-	-	
11/04 at	Indianapolis	2	10	5.0	6	0	-	-	-	-	-	Placed on IR 11/2/07					-	-	-	-	-	-	-	-	-	-	
11/18 at	Buffalo	3	43	14.3	25	1	-	-	-	-	-	-	-	-	-	-	-	-	-	-	-	2	10	5.0	6	0	
11/25	Philadelphia	3	17	5.7	6	0	-	-	-	-	-	-	-	-	-	-	-	-	-	-	-	-	-	-	-	-	
12/03 at	Baltimore	2	26	13.0	23	0	1	6	6.0	6	0	-	-	-	-	-	2	79	39.5	43	0	-	-	-	-	-	
12/09	Pittsburgh	4	33	8.3	15	0	1	7	7.0	7	0	-	-	-	-	-	-	-	-	-	-	-	-	-	-	-	
12/16	New York Jets	Inactive					-	-	-	-	-	-	-	-	-	-	-	-	-	-	-	1	4	4.0	4	0	
12/23	Miami	Inactive					Inactive					-	-	-	-	-	-	-	-	-	-	-	-	-	-	-	
12/29 at	New York Giants	4	38	9.5	21	0	Inactive					-	-	-	-	-	-	-	-	-	-	-	-	-	-	-	
Regular Season Totals		36	389	10.8	35	6	9	70	7.8	20	2	6	35	5.8	18	0	4	116	29.0	43	0	4	43	10.8	29	0	
Career Totals		116	1489	12.8	40	13	343	3519	10.3	42t	25	118	827	7.0	44	1	26	310	11.9	43	1	37	327	8.8	29	1	
Career Postseason Totals		15	172	11.5	63t	1	9	73	8.1	17	1	0	0	0.0	0	0	1	6	6.0	6	0	5	36	7.2	15	0	
RECEIVING		Mike Vrabel					David Thomas					Kyle Eckel					Kelley Washington					Troy Brown					
Date	Opponent	No	Yds	Avg	Lg	TD	No	Yds	Avg	Lg	TD	No	Yds	Avg	Lg	TD	No	Yds	Avg	Lg	TD	No	Yds	Avg	Lg	TD	
09/09 at	New York Jets	-	-	-	-	-	Inactive					-	-	-	-	-	-	-	-	-	-	-	On PUP List				
09/16	San Diego	-	-	-	-	-	Inactive					-	-	-	-	-	-	-	-	-	-	-	-	-	-	-	
09/23	Buffalo	-	-	-	-	-	1	9	9.0	9	0	Signed 10/01/07					Inactive					-	-	-	-	-	
10/01 at	Cincinnati	1	1	1.0	1t	1	-	-	-	-	-	-	-	-	-	-	Inactive					-	-	-	-	-	
10/07	Cleveland	-	-	-	-	-	Placed on Injured Reserve					-	-	-	-	-	-	-	-	-	-	-	-	-	-	-	
10/14 at	Dallas	-	-	-	-	-	-	-	-	-	-	-	-	-	-	-	-	-	-	-	-	-	-	-	-	-	
10/21 at	Miami	-	-	-	-	-	-	-	-	-	-	-	-	-	-	-	-	-	-	-	-	-	-	-	-	-	
10/28	Washington	1	2	2.0	2t	1	-	-	-	-	-	-	-	-	-	-	-	-	-	-	-	-	-	-	-	-	
11/04 at	Indianapolis	-	-	-	-	-	-	-	-	-	-	-	-	-	-	-	-	-	-	-	-	-	-	-	-	-	
11/18 at	Buffalo	-	-	-	-	-	-	-	-	-	-	1	6	6.0	6	0	-	-	-	-	-	-	-	-	-	-	
11/25	Philadelphia	-	-	-	-	-	-	-	-	-	-	-	-	-	-	-	-	-	-	-	-	Activated Off PUP 11/27/07					
12/03 at	Baltimore	-	-	-	-	-	-	-	-	-	-	-	-	-	-	-	-	-	-	-	-	Inactive					
12/09	Pittsburgh	-	-	-	-	-	-	-	-	-	-	-	-	-	-	-	-	-	-	-	-	Inactive					
12/16	New York Jets	-	-	-	-	-	-	-	-	-	-	-	-	-	-	-	-	-	-	-	-	Inactive					
12/23	Miami	-	-	-	-	-	-	-	-	-	-	-	-	-	-	-	-	-	-	-	-	-	-	-	-	-	
12/29 at	New York Giants	-	-	-	-	-	-	-	-	-	-	Inactive					-	-	-	-	-	-	Inactive				
Regular Season Totals		2	3	1.5	2t	2	1	9	9.0	9	0	1	6	6.0	6	0	0	0	0.0	0	0	0	0	0	0.0	0	0
Career Totals		8	11	1.4	2t	8	12	168	14.0	36	1	1	6	6.0	6	0	72	893	12.4	51t	9	557	6366	11.4	82t	31	
Career Postseason Totals		2	3	1.5	2t	2	0	0	0.0	0	0	0	0	0.0	0	0	0	0	0.0	0	0	58	694	12.0	29	2	
RECEIVING		Chad Jackson					Logan Mankins																				
Date	Opponent	No	Yds	Avg	Lg	TD																					
09/09 at	New York Jets																										
09/16	San Diego																										
09/23	Buffalo						No	Yds	Avg	Lg	TD																
10/01 at	Cincinnati						1	-9	-9.0	-9	0																
10/07	Cleveland																										
10/14 at	Dallas																										
10/21 at	Miami																										
10/28	Washington																										
11/04 at	Indianapolis	Activated Off PUP 11/7/07																									
11/18 at	Buffalo	-	-	-	-	-																					
11/25	Philadelphia	Inactive																									
12/03 at	Baltimore	Inactive																									
12/09	Pittsburgh	-	-	-	-	-																					
12/16	New York Jets	Inactive																									
12/23	Miami	Inactive																									
12/29 at	New York Giants	Inactive																									
Regular Season Totals		0	0	0.0	0	0																					
Career Totals		13	152	11.7	35t	3																					
Career Postseason Totals		0	0	0.0	0	0																					



NEW ENGLAND PATRIOTS 2007 STATS PACK
GAME-BY-GAME INDIVIDUAL RUSHING STATS

RUSHING		Laurence Maroney					Sammy Morris					Kevin Faulk					Heath Evans					Tom Brady					
Date	Opponent	No	Yds	Avg	Lg	TD	No	Yds	Avg	Lg	TD	No	Yds	Avg	Lg	TD	No	Yds	Avg	Lg	TD	No	Yds	Avg	Lg	TD	
09/09 at	New York Jets	20	72	3.6	11	0	11	54	4.9	13	0	1	4	4.0	4	0	2	1	0.5	1t	1	1	4	4.0	4	0	
09/16	San Diego	15	77	5.1	14	0	10	51	5.1	14	1	1	4	4.0	4	0	2	6	3.0	4	0	1	2	2.0	2	0	
09/23	Buffalo	19	103	5.4	19	0	12	46	3.8	12	1	2	14	7.0	11	0	4	12	3.0	9	0	1	2	2.0	2	0	
10/01 at	Cincinnati	Inactive					21	117	5.6	49	1	3	22	7.3	14	0	2	1	0.5	1	0	2	-2	-1.0	-1	0	
10/07	Cleveland	Inactive					21	102	4.9	13	0	3	6	2.0	5	0	-	-	-	-	-	-	-	-	-	-	
10/14 at	Dallas	Inactive					10	14	1.4	3	0	13	50	3.8	9	0	-	-	-	-	-	3	5	1.7	3	0	
10/21 at	Miami	6	31	5.2	11	0	Inactive					6	27	4.5	10	0	4	14	3.5	7	0	-	-	-	-	-	
10/28	Washington	14	75	5.4	13	0	Inactive					5	32	6.4	8	0	5	24	4.8	10	0	4	14	3.5	7	2	
11/04 at	Indianapolis	15	59	3.9	9	0	Placed on IR 11/2/07					7	29	4.1	9	0	1	3	3.0	3	0	5	14	2.8	19	0	
11/18 at	Buffalo	6	19	3.2	9	1						-	-	-	-	-	10	56	5.6	11	0	2	9	4.5	5	0	
11/25	Philadelphia	10	31	3.1	10	1						2	0	0.0	0	0	1	1	1.0	1t	1	3	16	5.3	12	0	
12/03 at	Baltimore	13	44	3.4	6	0						7	33	4.7	7	0	2	-1	-0.5	1t	1	2	14	7.0	12	0	
12/09	Pittsburgh	8	18	2.3	10	0						-	-	-	-	-	-	-	-	-	-	1	4	4.0	4	0	
12/16	New York Jets	26	104	4.0	11	1						4	20	5.0	8	0	-	-	-	-	-	4	9	2.3	4	0	
12/23	Miami	14	156	11.1	59t	1						7	29	4.1	9	0	-	-	-	-	-	4	11	2.8	10	0	
12/29 at	New York Giants	19	46	2.4	13	2						2	-2	-1.0	0	0	1	4	4.0	4	0	4	-4	-1.0	-1	0	
Regular Season Totals		185	835	4.5	59t	6	85	384	4.5	49	3	63	268	4.3	14	0	34	121	3.6	11	3	37	98	2.6	19	2	
Career Totals		360	1580	4.4	41	12	459	1853	4.0	55	17	695	2666	3.8	45t	11	146	538	3.7	35	3	276	533	1.9	22	5	
Career Postseason Totals		31	87	2.8	9	0	0	0	0.0	0	0	68	349	5.1	23	0	2	4	2.0	4	0	38	69	1.8	12	2	
RUSHING		Kyle Eckel					Wes Welker					Donte' Stallworth					Matt Cassel					Benjamin Watson					
Date	Opponent	No	Yds	Avg	Lg	TD	No	Yds	Avg	Lg	TD	No	Yds	Avg	Lg	TD	No	Yds	Avg	Lg	TD	No	Yds	Avg	Lg	TD	
09/09 at	New York Jets						-	-	-	-	-	-	-	-	-	-	-	1	0	0.0	0	0	-	-	-	-	-
09/16	San Diego						1	6	6.0	6	0	-	-	-	-	-	-	Did Not Play					-	-	-	-	-
09/23	Buffalo	Signed 10/01/07					-	-	-	-	-	-	-	-	-	-	-	-	-	-	-	-	-	-	-	-	
10/01 at	Cincinnati	3	11	3.7	6	0	1	27	27.0	27	0	-	-	-	-	-	2	-3	-1.5	-1	0	-	-	-	-	-	
10/07	Cleveland	6	16	2.7	10	0	-	-	-	-	-	1	12	12.0	12	0	Did Not Play					1	11	11.0	11	0	
10/14 at	Dallas	3	6	2.0	4	1	-	-	-	-	-	-	-	-	-	-	Did Not Play					-	-	-	-	-	
10/21 at	Miami	6	12	2.0	6	0	-	-	-	-	-	-	-	-	-	-	-	-	-	-	-	Inactive			-	-	
10/28	Washington	4	2	0.5	1	0	-	-	-	-	-	-	-	-	-	-	1	15	15.0	15t	1	Inactive			-	-	
11/04 at	Indianapolis	-	-	-	-	-	-	-	-	-	-	-	-	-	-	-	Did Not Play					-	-	-	-	-	
11/18 at	Buffalo	10	40	4.0	14	1	1	3	3.0	3	0	-	-	-	-	-	-	-	-	-	-	-	-	-	-	-	
11/25	Philadelphia	-	-	-	-	-	-	-	-	-	-	-	-	-	-	-	Did Not Play					-	-	-	-	-	
12/03 at	Baltimore	-	-	-	-	-	-	-	-	-	-	-	-	-	-	-	Did Not Play					-	-	-	-	-	
12/09	Pittsburgh	-	-	-	-	-	-	-	-	-	-	-	-	-	-	-	Did Not Play					-	-	-	-	-	
12/16	New York Jets	-	-	-	-	-	1	-2	-2.0	-2	0	-	-	-	-	-	Did Not Play					-	Inactive			-	-
12/23	Miami	-	-	-	-	-	-	-	-	-	-	-	-	-	-	-	Did Not Play					-	Inactive			-	-
12/29 at	New York Giants	Inactive					-	-	-	-	-	-	-	-	-	-	-	Did Not Play					-	-	-	-	-
Regular Season Totals		32	87	2.7	14	2	4	34	8.5	27	0	1	12	12.0	12	0	4	12	3.0	15t	1	1	11	11.0	11	0	
Career Totals		32	87	2.7	14	2	5	39	7.8	6	0	12	56	4.7	26	0	12	28	2.3	15t	1	1	11	11.0	11	0	
Career Postseason Totals		0	0	0.0	0	0	0	0	0.0	0	0	0	0	0.0	0	0	1	-1	-1.0	-1	0	0	0	0.0	0	0	
RUSHING		Matt Gutierrez																									
Date	Opponent	No	Yds	Avg	Lg	TD																					
09/09 at	New York Jets	1	-1	-1.0	-1	0																					
09/16	San Diego	2	-2	-1.0	-1	0																					
09/23	Buffalo	3rd Quarterback																									
10/01 at	Cincinnati	3rd Quarterback																									
10/07	Cleveland	3rd Quarterback																									
10/14 at	Dallas	3rd Quarterback																									
10/21 at	Miami	-	-	-	-	-																					
10/28	Washington	2	-10	-5.0	-1	0																					
11/04 at	Indianapolis	3rd Quarterback																									
11/18 at	Buffalo	3rd Quarterback																									
11/25	Philadelphia	3rd Quarterback																									
12/03 at	Baltimore	3rd Quarterback																									
12/09	Pittsburgh	3rd Quarterback																									
12/16	New York Jets	3rd Quarterback																									
12/23	Miami	-	-	-	-	-																					
12/29 at	New York Giants	3rd Quarterback																									
Regular Season Totals		5	-13	-2.6	-1	0																					
Career Totals		5	-13	-2.6	-1	0																					
Career Postseason Totals		0	0	0.0	0	0																					

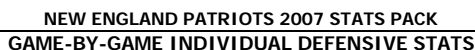


NEW ENGLAND PATRIOTS 2007 STATS PACK
GAME-BY-GAME INDIVIDUAL DEFENSIVE STATS

TACKLES TABULATED FROM COACHING GRADES DURING THE REGULAR SEASON (LISTED ALPHABETICALLY)

Date	Opponent	Eric Alexander													Willie Andrews													Rashad Baker																											
		TT	UT	A	S	Yds	QH	Int	Yds	PD	FF	FR	SpT	TT	UT	A	S	Yds	QH	Int	Yds	PD	FF	FR	SpT	TT	UT	A	S	Yds	QH	Int	Yds	PD	FF	FR	SpT																		
09/09 at	New York Jets	0	0	0	-	-	-	-	-	-	-	-	-	1	0	0	0	-	-	-	-	-	-	-	-	-	-	-	-	-	-	-	-	-	-	-	-	-	-																
09/16	San Diego	0	0	0	-	-	-	-	-	-	-	-	-	2	0	0	0	-	-	-	-	-	-	-	-	-	-	-	-	-	-	-	-	-	-	-	-	-	-	-	-	-	-	-	-	-	-	-	-	-					
09/23	Buffalo	2	2	0	-	-	-	-	-	-	-	-	-	2	0	0	0	-	-	-	-	-	-	-	-	-	-	-	-	-	-	-	-	-	-	-	-	-	-	-	-	-	-	-	-	-	-	-	-	-					
10/01 at	Cincinnati	0	0	0	-	-	-	-	-	-	-	-	-	-	0	0	0	-	-	-	-	-	-	-	-	-	2	2	0	-	-	-	-	-	-	-	-	-	-	-	-	-	-	-	-	-	-	-	-	-	-	-			
10/07	Cleveland	0	0	0	-	-	-	-	-	-	-	-	-	1	0	0	0	-	-	-	-	-	-	-	-	-	-	-	-	-	-	-	-	-	-	-	-	-	-	-	-	-	-	-	-	-	-	-	-	-					
10/14 at	Dallas	0	0	0	-	-	-	-	-	-	-	-	-	1	0	0	0	-	-	-	-	-	-	-	-	-	-	-	-	-	-	-	-	-	-	-	-	-	-	-	-	-	-	-	-	-	-	-	-	-					
10/21 at	Miami	-	-	-	-	-	-	-	-	-	-	-	-	-	0	0	0	-	-	-	-	-	-	-	-	-	-	0	0	0	-	-	-	-	-	-	-	-	-	-	-	-	-	-	-	-	-	-	-	-	-	-			
10/28	Washington	-	-	-	-	-	-	-	-	-	-	-	-	-	0	0	0	-	-	-	-	-	-	-	-	-	-	1	1	0	-	-	-	-	-	-	-	-	-	-	-	-	-	-	-	-	-	-	-	-	-	-			
11/04 at	Indianapolis	-	-	-	-	-	-	-	-	-	-	-	-	-	0	0	0	-	-	-	-	-	-	-	-	-	-	2	2	0	-	-	-	-	-	-	-	-	-	-	-	-	-	-	-	-	-	-	-	-	-	-			
11/18 at	Buffalo	-	-	-	-	-	-	-	-	-	-	-	-	-	0	0	0	-	-	-	-	-	-	-	-	-	-	2	2	0	-	-	-	-	-	-	-	-	-	-	-	-	-	-	-	-	-	-	-	-	-	-			
11/25	Philadelphia	0	0	0	-	-	-	-	-	-	-	-	-	4	0	0	0	-	-	-	-	-	-	-	-	-	-	1	1	0	-	-	-	-	-	-	-	-	-	-	-	-	-	-	-	-	-	-	-	-	-	-			
12/03 at	Baltimore	1	1	0	-	-	-	-	-	-	-	-	-	2	0	0	0	-	-	-	-	-	-	-	-	-	-	0	0	0	-	-	-	-	-	-	-	-	-	-	-	-	-	-	-	-	-	-	-	-	-	-			
12/09	Pittsburgh	0	0	0	-	-	-	-	-	-	-	-	-	-	0	0	0	-	-	-	-	-	-	-	-	-	-	-	-	-	-	-	-	-	-	-	-	-	-	-	-	-	-	-	-	-	-	-	-	-	-	-			
12/16	New York Jets	1	1	0	-	-	-	-	-	-	-	-	-	-	0	0	0	-	-	-	-	-	-	-	-	-	-	-	-	-	-	-	-	-	-	-	-	-	-	-	-	-	-	-	-	-	-	-	-	-	-	-			
12/23	Miami	0	0	0	-	-	-	-	-	-	-	-	-	1	0	0	0	-	-	-	-	-	-	-	-	-	-	-	-	-	-	-	-	-	-	-	-	-	-	-	-	-	-	-	-	-	-	-	-	-	-	-			
12/29 at	New York Giants	0	0	0	-	-	-	-	-	-	-	-	-	-	-	-	-	-	-	-	-	-	-	-	-	-	-	-	-	-	-	-	-	-	-	-	-	-	-	-	-	-	-	-	-	-	-	-	-	-	-				
Regular Season Totals		4	4	0	0.0	0.0	0	0	0	0	0	0	0	14	0	0	0	0.0	0.0	0	0	0	0	0	0	8	10	10	0	0.0	0.0	0	0	0	0	0	0	0	0	0	0	0	0	0	0	0	0	0	0	0	0	0	0		
Career Totals		8	7	1	0.0	0.0	0	0	0	0	0	0	0	26	1	1	0	0.0	0.0	0	0	0	0	0	0	23	64	30	34	1.0	7.0	-	2	44	2	1	0	0	0	0	0	0	0	0	0	0	0	0	0	0	0	0	0	0	0

Date	Opponent	Chad Brown													Tedy Bruschi													Rosevelt Colvin																																
		TT	UT	A	S	Yds	QH	Int	Yds	PD	FF	FR	SpT	TT	UT	A	S	Yds	QH	Int	Yds	PD	FF	FR	SpT	TT	UT	A	S	Yds	QH	Int	Yds	PD	FF	FR	SpT																							
09/09 at	New York Jets	Signed 9/12/07													5	3	2	-	-	-	-	-	-	-	-	-	-	-	0	0	0	-	-	-	-	-	-	-	-	-	-	-	-	-	-	-	-	-	-	-	-	-	-	-	-	-	-	-	-	-
09/16	San Diego	0	0	0	-	-	-	-	-	-	-	-	-	2	4	2	2	-	-	-	-	-	-	-	-	-	-	5	5	0	2.0	20.0	-	1	4	1	2	-	-	-	-	-	-	-	-	-	-	-	-	-	-	-	-	-	-	-				
09/23	Buffalo	-	-	-	-	-	-	-	-	-	-	-	-	-	4	3	1	-	-	-	-	-	-	-	-	-	-	7	2	5	-	-	-	-	-	-	-	-	-	-	-	-	-	-	-	-	-	-	-	-	-	-	-	-						
10/01 at	Cincinnati	-	-	-	-	-	-	-	-	-	-	-	-	-	2	1	1	-	-	-	-	-	-	-	-	-	-	0	0	0	-	-	-	-	-	-	-	-	-	-	-	-	-	-	-	-	-	-	-	-	-	-	-	-						
10/07	Cleveland	-	-	-	-	-	-	-	-	-	-	-	-	-	8	5	3	2.0	16.0	2	-	-	-	-	-	-	-	3	1	2	-	-	-	-	-	-	-	-	-	-	-	-	-	-	-	-	-	-	-	-	-	-	-	-	-	-				
10/14 at	Dallas	-	-	-	-	-	-	-	-	-	-	-	-	-	7	5	2	-	-	-	-	-	-	-	-	-	-	0	0	0	-	-	-	-	-	-	-	-	-	-	-	-	-	-	-	-	-	-	-	-	-	-	-	-						
10/21 at	Miami	-	-	-	-	-	-	-	-	-	-	-	-	-	11	11	0	-	-	-	-	-	-	-	-	-	-	3	2	1	-	-	-	-	-	-	-	-	-	-	-	-	-	-	-	-	-	-	-	-	-	-	-							
10/28	Washington	-	-	-	-	-	-	-	-	-	-	-	-	-	9	5	4	-	-	-	-	-	-	-	-	-	-	3	3	0	-	-	-	-	-	-	-	-	-	-	-	-	-	-	-	-	-	-	-	-	-	-	-	-						
11/04 at	Indianapolis	-	-	-	-	-	-	-	-	-	-	-	-	-	4	3	1	-	-	-	-	-	-	-	-	-	-	2	1	1	1.0	8.0	-	-	-	-	-	-	-	-	-	-	-	-	-	-	-	-	-	-	-	-	-	-	-					
11/18 at	Buffalo	-	-	-	-	-	-	-	-	-	-	-	-	-	6	2	4	-	-	-	-	-	-	-	-	-	-	2	2	0	-	-	-	-	-	-	-	-	-	-	-	-	-	-	-	-	-	-	-	-	-	-	-	-	-	-				
11/25	Philadelphia	-	-	-	-	-	-	-	-	-	-	-	-	-	4	3	1	-	-	-	-	-	-	-	-	-	-	3	1	2	1.0	9.0	1	-	-	-	-	-	-	-	-	-	-	-	-	-	-	-	-	-	-	-	-	-	-	-	-			
12/03 at	Baltimore	-	-	-	-	-	-	-	-	-	-	-	-	-	12	8	4	-	-	-	-	-	-	-	-	-	-	Placed on Injured Reserve 11/27/07																																
12/09	Pittsburgh	-	-	-	-	-	-	-	-	-	-	-	-	-	11	8	3	-	-	-	-	-	-	-	-	-	-	-	-	-	-	-	-	-	-	-	-	-	-	-	-	-	-	-	-	-	-	-	-	-	-	-	-	-	-					
12/16	New York Jets	0	0	0	-	-	-	-	-	-	-	-	-	-	2	2	0	-	-	-	-	-	-	-	-	-	-	-	-	-	-	-	-	-	-	-	-	-	-	-	-	-	-	-	-	-	-	-	-	-	-	-	-	-	-					
12/23	Miami	-	-	-	-	-	-	-	-	-	-	-	-	-	7	6	1	-	-	-	-	-	-	-	-	-	-	-	-	-	-	-	-	-	-	-	-	-	-	-	-	-	-	-	-	-	-	-	-	-	-	-	-	-						
12/29 at	New York Giants	-	-	-	-	-	-	-	-	-	-	-	-	-	3	2	1	-	-	-	-	-	-	-	-	-	-	-	-	-	-	-	-	-	-	-	-	-	-	-	-	-	-	-	-	-	-	-	-	-	-	-	-	-						
Regular Season Totals		0	0	0	0.0	0.0	0	0	0	0	0	0	0	20	99	69	30	2.0	16.0	5	0	0	0	2	0	0	0	28	17	11	4.0	37.0	2	1	4	2	3	2	0	0	0	0	0	0	0	0	0	0	0	0	0	0	0	0	0	0				
Career Totals		1102	817	285	79.0	527.0	NA	6	39	43	19	18	20	1063	680	383	30.5	186.0	5	12	187	61	18	6	55	414	293	121	52.5	370.0	NA	3	26	18	14	9	9	9	9	9	9	9	9	9	9	9	9	9	9	9	9	9	9							



		James Sanders													Junior Seau													Richard Seymour												
Date	Opponent	TT	UT	A	S	Yds	QH	Int	Yds	PD	FF	FR	SpT	TT	UT	A	S	Yds	QH	Int	Yds	PD	FF	FR	SpT	TT	UT	A	S	Yds	QH	Int	Yds	PD	FF	FR	SpT			
09/09 at	New York Jets	4	4	0	-	-	-	-	-	-	-	-	-	-	4	4	0	-	-	-	-	-	-	-	-	-	-	-	-	-	-	-	-	-	-	-	-	-		
09/16	San Diego	4	3	1	-	-	-	-	-	-	-	-	1	6	5	1	-	-	-	-	-	-	-	-	-	-	-	-	-	-	-	-	-	-	-	-	-			
09/23	Buffalo	7	4	3	-	-	-	-	-	-	-	2	6	3	3	-	-	-	1	-	-	-	-	-	-	-	-	-	-	-	-	-	-	-	-	-	-			
10/01 at	Cincinnati	2	2	0	-	-	-	-	-	-	-	2	2	1	1	-	-	-	-	-	-	-	-	-	-	-	-	-	-	-	-	-	-	-	-	-	-			
10/07	Cleveland	3	3	0	-	-	-	-	-	-	-	1	6	4	2	-	-	-	2	23	2	-	-	-	-	-	-	-	-	-	-	-	-	-	-	-	-			
10/14 at	Dallas	5	4	1	-	-	-	-	-	-	-	1	1	0	1	-	-	-	-	1	5	1	-	-	-	-	-	-	-	-	-	-	-	-	-	-	-			
10/21 at	Miami	5	4	1	-	-	-	-	-	-	-	-	4	4	0	1.0	12.0	1	-	1	5	1	-	-	-	-	-	-	-	-	-	-	-	-	-	-				
10/28	Washington	4	2	2	-	-	-	-	-	-	-	-	5	3	2	-	-	-	-	-	-	-	-	-	-	-	-	-	-	-	-	-	-	-	-	-				
11/04 at	Indianapolis	7	5	2	-	-	-	-	-	-	-	-	5	1	4	-	-	-	-	-	-	-	-	-	-	-	-	-	-	-	-	-	-	-	-	-				
11/18 at	Buffalo	6	6	0	-	-	-	-	1	1	-	-	3	2	1	-	-	-	-	-	-	-	-	-	-	-	-	-	-	-	-	-	-	-	-	-				
11/25	Philadelphia	5	4	1	-	-	-	1	1	2	-	-	2	1	1	-	-	-	-	-	-	-	-	-	-	-	-	-	-	-	-	-	-	-	-	-				
12/03 at	Baltimore	5	4	1	-	-	-	1	42	1	-	-	6	6	0	-	-	-	-	-	-	-	-	-	-	-	-	-	-	-	-	-	-	-	-	-				
12/09	Pittsburgh	8	7	1	-	-	-	-	-	-	-	-	6	6	0	-	-	-	-	-	-	1	-	-	-	-	-	-	-	-	-	-	-	-	-	-				
12/16	New York Jets	-	-	-	-	-	Inactive	-	-	-	-	-	9	6	3	2.0	21.0	2	-	-	-	-	-	-	-	-	-	-	-	-	-	-	-	-	-	-				
12/23	Miami	4	4	0	-	-	-	-	-	1	-	-	5	5	0	0.5	2.0	2	-	-	-	-	-	-	-	-	-	-	-	-	-	-	-	-	-	-				
12/29 at	New York Giants	4	4	0	-	-	-	-	-	-	-	-	6	4	2	-	-	-	-	-	-	-	-	-	-	-	-	-	-	-	-	-	-	-	-	-				
Regular Season Totals		73	60	13	0.0	0.0	0	2	43	5	1	0	7	76	55	21	3.5	35.0	6	3	28	4	0	0	0	30	16	14	1.5	14.5	6	0	0	1	0	0	0			
Career Totals		132	100	32	1.0	5.0	NA	4	103	7	1	0	17	1870	1435	435	56.5	353.5	NA	18	238	98	12	17	1	397	222	175	31.0	212.5	NA	2								

Other Defensive Statistics: Randy Moss 1 PD at Buffalo on 11/18/07

Special Teams		Eckel		Evans		Goskowski		Morris		Paxton		Washington	
Date	Opponent	TT	UT	A	TT	UT	A	TT	UT	A	TT	UT	A
09/09 at New York Jets		-	-	-	-	-	-	1	0	1	-	-	-
09/16 San Diego		-	-	-	-	-	-	-	-	-	-	5	2
09/23 Buffalo		Signed 10/1/07	-	-	-	-	-	-	-	-	-	-	-
10/01 at Cincinnati		-	-	-	-	-	-	-	-	-	-	-	-
10/07 Cleveland		-	-	-	-	1	1	0	-	-	-	3	1
10/14 at Dallas		-	-	-	1	0	1	-	-	-	-	1	1
10/21 at Miami		2	1	1	-	-	-	-	-	-	-	-	0
10/28 Washington		1	0	1	2	2	0	-	-	-	Inactive	-	-
11/04 at Indianapolis		3	1	2	-	-	-	-	-	-	On IR	1	0
11/18 at Buffalo		1	0	1	1	0	1	1	0	1	-	-	-
11/25 Philadelphia		-	-	-	-	-	-	-	-	-	-	3	0
12/03 at Baltimore		2	1	1	-	-	-	1	0	1	-	-	-
12/09 Pittsburgh		-	-	-	-	-	-	-	-	-	-	1	1
12/16 New York Jets		2	1	1	1	1	0	-	-	-	1	0	1
12/23 Miami		1	0	1	1	1	0	-	-	-	-	1	1
12/29 at New York Giants		Inactive	-	-	-	-	-	-	-	-	-	-	-
Regular Season Totals		12	4	8	6	4	2	3	1	2	1	0	1

Other Special Teams Statistics:
Kelley Washington 1 FF at NYJ on 9/9/07
James Sanders: 1 FR at PIT on 12/9/07



NEW ENGLAND PATRIOTS 2007 STATS PACK

GAME-BY-GAME INDIVIDUAL SPECIAL TEAMS STATS

KICKING		Stephen Gostkowski							
Date	Opponent	XP	XPA	%	FG	FGA	Blk	%	PTS
09/09 at	New York Jets	5	5	100%	1	1	0	100%	8
09/16	San Diego	5	5	100%	1	2	0	50%	8
09/23	Buffalo	5	5	100%	1	1	0	100%	8
10/01 at	Cincinnati	4	4	100%	2	2	0	100%	10
10/07	Cleveland	4	4	100%	2	2	0	100%	10
10/14 at	Dallas	6	6	100%	2	2	0	100%	12
10/21 at	Miami	7	7	100%	0	0	0	--	7
10/28	Washington	7	7	100%	1	1	0	100%	10
11/04 at	Indianapolis	3	3	100%	1	1	0	100%	6
11/18 at	Buffalo	8	8	100%	0	0	0	--	8
11/25	Philadelphia	4	4	100%	1	2	0	50%	7
12/03 at	Baltimore	3	3	100%	2	2	0	100%	9
12/09	Pittsburgh	4	4	100%	2	3	0	67%	10
12/16	New York Jets	2	2	100%	2	2	0	100%	8
12/23	Miami	4	4	100%	0	0	0	--	4
12/29 at	N.Y. Giants	3	3	100%	3	3	0	100%	12
Regular Season Totals		74	74	100%	21	24	0	87.5%	137
Career Totals		117	118	99%	41	50	0	82.0%	240

PUNTING		Chris Hanson						
Date	Opponent	No.	Yds	Avg	Net	TB	In 20	B
09/09 at	New York Jets	1	53	53.0	53.0	1	0	53
09/16	San Diego	1	34	34.0	34.0	0	0	34
09/23	Buffalo	2	59	29.5	29.5	0	0	30
10/01 at	Cincinnati	1	38	38.0	38.0	0	0	38
10/07	Cleveland	6	215	35.8	30.7	1	1	45
10/14 at	Dallas	2	83	41.5	41.5	0	1	49
10/21 at	Miami	3	162	54.0	47.3	1	2	58
10/28	Washington	2	86	43.0	43.0	0	2	47
11/04 at	Indianapolis	3	133	44.3	40.7	0	2	53
11/18 at	Buffalo	1	36	36.0	16.0	1	0	36
11/25	Philadelphia	2	82	41.0	43.0	0	0	49
12/03 at	Baltimore	5	187	37.4	30.4	0	1	49
12/09	Pittsburgh	3	107	35.7	34.3	0	0	45
12/16	New York Jets	5	214	42.8	30.0	1	2	51
12/23	Miami	5	251	50.2	45.8	1	2	64
12/29 at	N.Y. Giants	2	81	40.5	39.5	0	0	42
Regular Season Totals		44	1821	41.4	36.1	6	13	64
Career Totals		472	20168	42.7	36.2	56	149	74

		Wes Welker						Kevin Faulk						Chad Jackson						Troy Brown					
PUNT RETURNS		Punt Returns						Punt Returns						Punt Returns						Punt Returns					
Date	Opponent	No	FC	Yds	Avg	LG	TD	No	FC	Yds	Avg	LG	TD	No	FC	Yds	Avg	LG	TD	No	FC	Yds	Avg	LG	TD
09/09 at	New York Jets	2	0	6	3.0	6	0	0	2	0	0.0	0	0												
09/16	San Diego	2	0	13	6.5	13	0	0	1	0	0.0	0	0												
09/23	Buffalo	3	0	72	24.0	29	0	0	1	0	0.0	0	0												
10/01 at	Cincinnati	2	0	16	8.0	9	0	0	0	0	0.0	0	0												
10/07	Cleveland	2	0	19	9.5	12	0	0	0	0	0.0	0	0												
10/14 at	Dallas	3	1	37	12.3	18	0	0	0	0	0.0	0	0												
10/21 at	Miami	3	0	9	3.0	8	0	0	0	0	0.0	0	0												
10/28	Washington	0	1	0	0.0	0	0	0	1	0	0.0	0	0												
11/04 at	Indianapolis	3	0	60	20.0	35	0	0	0	0	0.0	0	0	Activated Off PUP 11/7/07											
11/18 at	Buffalo	1	1	4	4.0	4	0	0	1	0	0.0	0	0	-	-	-	-	-	-						
11/25	Philadelphia	-	-	-	-	-	-	0	1	0	0.0	0	0	Inactive						Activated Off PUP 11/27/07					
12/03 at	Baltimore	1	1	1	1.0	1	0	0	1	0	0.0	0	0	Inactive						Inactive					
12/09	Pittsburgh	1	0	2	2.0	2	0	-	-	-	-	-	-	2	0	7	3.5	6	0	Inactive					
12/16	New York Jets	0	1	0	0.0	0	0	0	1	0	0.0	0	0	Inactive						Inactive					
12/23	Miami	0	1	0	0.0	0	0	-	-	-	-	-	-	Inactive						6	2	55	9.2	28	0
12/29 at	N.Y. Giants	2	0	10	5.0	8	0	-	-	-	-	-	-	Inactive						Inactive					
Regular Season Totals		25	6	249	10.0	35	0	0	9	0	0.0	0	0	2	0	7	3.5	6	0	6	2	55	9.2	28	0
Career Totals		152	70	1481	9.7	71	0	84	45	769	9.2	43	0	5	0	83	16.6	39	0	270	116	2625	9.7	851	3

KICKOFF RETURNS		Ellis Hobbs					Wes Welker					Willie Andrews					Chad Jackson					Kevin Faulk				
Date	Opponent	No	Yds	Avg	LG	TD	No	Yds	Avg	LG	TD	No	Yds	Avg	LG	TD	No	Yds	Avg	LG	TD	No	Yds	Avg	LG	TD
09/09 at	New York Jets	3	156	52.0	108t	1	-	-	-	-	-	-	-	-	-	-	PUP List					-	-	-	-	-
09/16	San Diego	3	66	22.0	28	0	-	-	-	-	-	-	-	-	-	-						-	-	-	-	-
09/23	Buffalo	1	33	33.0	33	0	-	-	-	-	-	-	-	-	-	-						-	-	-	-	-
10/01 at	Cincinnati	3	79	26.3	31	0	-	-	-	-	-	1	24	24.0	24	0						-	-	-	-	-
10/07	Cleveland	1	18	18.0	18	0	2	51	25.5	33	0	-	-	-	-	-						-	-	-	-	-
10/14 at	Dallas	4	90	22.5	26	0	2	55	27.5	30	0	-	-	-	-	-						-	-	-	-	-
10/21 at	Miami	2	67	33.5	48	0	1	25	25.0	25	0	1	77	77.0	77t	1						-	-	-	-	-
10/28	Washington	1	16	16.0	16	0	-	-	-	-	-	-	-	-	-	-						-	-	-	-	-
11/04 at	Indianapolis	4	96	24.0	34	0	1	26	26.0	26	0	-	-	-	-	-	Activated Off PUP 11/7/07					-	-	-	-	-
11/18 at	Buffalo	1	17	17.0	17	0	-	-	-	-	-	1	15	15.0	15	0	1	15	15.0	15	0					
11/25	Philadelphia	4	112	28.0	41	0	-	-	-	-	-	-	-	-	-	-	Inactive					-	-	-	-	-
12/03 at	Baltimore	3	60	20.0	27	0	-	-	-	-	-	-	-	-	-	-	Inactive					-	-	-	-	-
12/09	Pittsburgh	-	-	-	-	-	-	-	-	-	-	-	-	-	-	-	4	70	17.5	39	0					
12/16	New York Jets	3	59	19.7	27	0	-	-	-	-	-	-	-	-	-	-	Inactive					-	-	-	-	-
12/23	Miami	-	-	-	-	-	-	-	-	-	-	1	33	33.0	33	0	Inactive					1	20	20.0	20	0
12/29 at	N.Y. Giants	2	42	21.0	26	0	1	19	19.0	19	0	Inactive					Inactive					1	27	27.0	27	0
Regular Season Totals		35	911	26.0	108t	1	7	176	25.1	33	0	4	149	37.3	77t	1	5	85	17.0	39	0	2	47	23.5	27	0
Career Totals		60	1632	27.2	108t	2	177	4034	22.8	95t	1	4	149	37.3	77t	1	6	106	17.7	39	0	173	3918	22.6	95	2

Other Kickoff Returns

David Thomas - 1 FC vs. Buffalo (9/23/07)

Pierre Woods - 1 FC vs. Cleveland (10/7/07)

Mike Vrabel - 1 for 3 yards vs. Washington (10/28/07)

Heath Evans - 1 for 13 yards at Baltimore (12/3/07)



NEW ENGLAND PATRIOTS 2007 STATS PACK

GAME-BY-GAME OPPONENT STATS

		Opponent Passing Leaders											
Date	Opponent	Leader	Att	Cmp	Yds	Pct	TD	Lg	Int	S	Yds	Rating	
09/09 at	New York Jets	Chad Pennington	21	16	167	.762	2	17	0	4	30	130.5	
09/16	San Diego	Phillip Rivers	30	19	179	.633	2	22	2	3	30	74.2	
09/23	Buffalo	Trent Edwards	20	10	97	.500	0	21	1	1	9	43.1	
10/01 at	Cincinnati	Carson Palmer	35	21	234	.600	1	23	2	1	8	65.7	
10/07	Cleveland	Derek Anderson	43	22	287	.512	2	36	3	3	26	59.0	
10/14 at	Dallas	Tony Romo	29	18	199	.621	2	26	1	2	13	91.0	
10/21 at	Miami	Cleo Lemon	37	24	236	.649	0	20	1	3	33	71.5	
10/28	Washington	Jason Campbell	36	21	197	.583	1	28	1	3	20	71.2	
11/04 at	Indianapolis	Peyton Manning	27	16	225	.593	1	73t	1	3	15	83.1	
11/18 at	Buffalo	JP Losman	26	15	173	.577	1	47t	1	4	22	74.7	
11/25	Philadelphia	AJ Feeley	42	27	345	.643	3	28t	3	2	9	83.9	
12/03 at	Baltimore	Kyle Boller	23	15	210	.652	2	53	1	0	0	105.3	
12/09	Pittsburgh	Ben Roethlisberger	32	19	187	.594	1	32	0	3	19	86.3	
12/16	New York Jets	Chad Pennington	38	25	184	.658	0	16	0	5	40	77.1	
12/23	Miami	Cleo Lemon	41	18	171	.439	1	28	0	7	38	64.2	
12/29 at	N.Y. Giants	Eli Manning	32	22	251	.688	4	52	1	1	14	118.6	
		Opponent Receiving Leaders											
Date	Opponent	By Receptions	No	Yds	Avg	Lg	TD	By Rec. Yards	No	Yds	Avg	Lg	TD
09/09 at	New York Jets	Laveranues Coles	7	59	8.4	17	2	Laveranues Coles	7	59	8.4	17	2
09/16	San Diego	Antonio Gates	7	77	11.0	22	1	Antonio Gates	7	77	11.0	22	1
09/23	Buffalo	Roscoe Parrish	2	27	13.5	14	0	Roscoe Parrish	2	27	13.5	14	0
		Josh Reed	2	27	13.5	21	0	Josh Reed	2	27	13.5	21	0
10/01 at	Cincinnati	T.J. Houshmandzadeh	10	100	10.0	23	1	T.J. Houshmandzadeh	10	100	10.0	23	1
10/07	Cleveland	Braylon Edwards	6	110	18.3	36	0	Braylon Edwards	6	110	18.3	36	0
10/14 at	Dallas	Terrell Owens	6	66	11.0	13	1	Terrell Owens	6	66	11.0	13	1
10/21 at	Miami	Ronnie Brown	5	33	6.6	12	0	Derek Hagen	4	56	14.0	20	0
10/28	Washington	Santana Moss	6	41	6.8	15	0	Clinton Portis	5	54	10.8	25	0
11/04 at	Indianapolis	Joseph Addai	5	114	22.8	73t	1	Joseph Addai	5	114	22.8	73t	1
		Reggie Wayne	5	62	12.4	24	0						
11/18 at	Buffalo	Lee Evans	4	40	10.0	16	0	Roscoe Parrish	1	47	47.0	47t	1
11/25	Philadelphia	Brian Westbrook	7	40	5.7	13	0	Greg Lewis	4	88	22.0	28t	1
12/03 at	Baltimore	Derrick Mason	6	67	11.2	21	1	Derrick Mason	6	67	11.2	21	1
12/09	Pittsburgh	Hines Ward	5	39	7.8	13	0	Hines Ward	5	39	7.8	13	0
12/16	New York Jets	Chris Baker	8	64	8.0	13	0	Chris Baker	8	64	8.0	13	0
12/23	Miami	Ted Ginn	4	27	6.8	10	0	David Martin	2	31	15.5	28	0
12/29 at	N.Y. Giants	Brandon Jacobs	5	44	8.8	17	1	Plaxico Burress	4	84	21.0	52	2
		Rushing											
Date	Opponent	By Yards	No	Yds	Avg	Lg	TD						
09/09 at	New York Jets	Thomas Jones	14	42	3.0	12	0						
09/16	San Diego	LaDainia Tomlinson	18	43	2.4	11	0						
09/23	Buffalo	Marshawn Lynch	20	74	3.7	12	1						
10/01 at	Cincinnati	Kenny Watson	13	55	4.2	16	0						
10/07	Cleveland	Jason Wright	15	59	3.9	11	0						
10/14 at	Dallas	James Jones	6	51	8.5	25	0						
10/21 at	Miami	Ronnie Brown	17	76	4.5	19	0						
10/28	Washington	Clinton Portis	11	27	2.5	7	0						
11/04 at	Indianapolis	Joseph Addai	26	112	4.3	21	0						
11/18 at	Buffalo	Anthony Thomas	11	31	2.8	9	0						
		JP Losman	4	31	7.8	13	0						
11/25	Philadelphia	Brian Westbrook	17	52	3.1	14	1						
12/03 at	Baltimore	Willis McGahee	30	138	4.6	18	1						
12/09	Pittsburgh	Willie Parker	21	124	5.9	30	0						
12/16	New York Jets	Leon Washington	4	57	14.3	49	0						
12/23	Miami	Lorenzo Booker	8	56	7.0	22	0						
12/29 at	N.Y. Giants	Brandon Jacobs	15	67	4.5	16	0						



NEW ENGLAND PATRIOTS 2007 STATS PACK

GAME-BY-GAME STARTERS

2007 OFFENSIVE STARTERS BY GAME												
Date	Opponent	WR	LT	LG	C	RG	RT	TE	WR	QB	RB	FB
09/09 at	New York Jets	K. Brady (TE)	Light	Mankins	Koppen	Neal	Kaczur	Watson	Moss	T. Brady	Maroney	Evans
09/16	San Diego	Stallworth	Light	Mankins	Koppen	Yates	Kaczur	Watson	Moss	T. Brady	Faulk	Welker (WR)
09/23	Buffalo	Stallworth	Light	Mankins	Koppen	Hochstein	Kaczur	Watson	Moss	T. Brady	Maroney	K. Brady (TE)
10/01 at	Cincinnati	Stallworth	Light	Mankins	Koppen	Hochstein	Kaczur	Watson	Moss	T. Brady	Faulk	Welker (WR)
10/07	Cleveland	Stallworth	Light	Mankins	Hochstein	Neal	Kaczur	K. Brady	Moss	T. Brady	Morris	Welker (WR)
10/14 at	Dallas	Welker	Light	Mankins	Koppen	Neal	Kaczur	Watson	Moss	T. Brady	Morris	K. Brady (TE)
10/21 at	Miami	Stallworth	Light	Mankins	Koppen	Neal	Kaczur	K. Brady	Moss	T. Brady	Faulk	Welker (WR)
10/28	Washington	Stallworth	Light	Mankins	Koppen	Neal	Kaczur	K. Brady	Moss	T. Brady	Maroney	Welker (WR)
11/04 at	Indianapolis	Welker	Light	Mankins	Koppen	Neal	Kaczur	K. Brady	Moss	T. Brady	Faulk	Gaffney (WR)
11/18 at	Buffalo	Stallworth	Light	Mankins	Koppen	Hochstein	Kaczur	Welker (WR)	Moss	T. Brady	Faulk	Gaffney (WR)
11/25	Philadelphia	Stallworth	Light	Mankins	Koppen	Neal	Kaczur	Welker (WR)	Moss	T. Brady	Faulk	Gaffney (WR)
12/03 at	Baltimore	Welker	Light	Mankins	Koppen	Neal	Kaczur	Watson	Moss	T. Brady	Maroney	K. Brady (TE)
12/09	Pittsburgh	Welker	Light	Mankins	Koppen	Hochstein	Kaczur	Watson	Moss	T. Brady	Faulk	Gaffney (WR)
12/16	New York Jets	Welker	Light	Mankins	Koppen	Hochstein	Kaczur	K. Brady	Moss	T. Brady	Maroney	Gaffney (WR)
12/23	Miami	Stallworth	Light	Mankins	Koppen	Hochstein	Kaczur	Welker (WR)	Moss	T. Brady	Faulk	Gaffney (WR)
12/29 at	New York Giants	Gaffney	Light	Mankins	Koppen	Hochstein	O'Callaghan	Watson	Moss	T. Brady	Maroney	Britt (TE)
2007 DEFENSIVE STARTERS BY GAME												
Date	Opponent	LE	NT	RE	LOLB	LILB	RILB	ROLB	LCB	RCB	SS	FS
09/09 at	New York Jets	Warren	Wilfork	Green	Vrabel	Thomas	Bruschi	Colvin	Gay	Hobbs	Sanders	Wilson
09/16	San Diego	Warren	Wilfork	Green	Vrabel	Thomas	Bruschi	Colvin	Gay	Hobbs	Sanders	Wilson
09/23	Buffalo	Warren	Wilfork	Green	Vrabel	Thomas	Bruschi	Colvin	Samuel	Hobbs	Sanders	Wilson
10/01 at	Cincinnati	Warren	Wilfork	Green	Vrabel	Thomas	Bruschi	Colvin	Samuel	Hobbs	Sanders	Wilson
10/07	Cleveland	Warren	Wilfork	Green	Vrabel	Thomas	Bruschi	Colvin	Samuel	Hobbs	Sanders	Wilson
10/14 at	Dallas	Warren	Wilfork	Wright	Vrabel	Thomas	Bruschi	Colvin	Samuel	Hobbs	Harrison	Sanders
10/21 at	Miami	Warren	Wilfork	Green	Vrabel	Thomas	Bruschi	Colvin	Samuel	Hobbs	Harrison	Sanders
10/28	Washington	Warren	Wilfork	Green	Vrabel	Thomas	Bruschi	Colvin	Samuel	Hobbs	Harrison	Sanders
Date	Opponent	LE	DT	DT	RE	LLB	MLB	RLB	LCB	RCB	SS	FS
11/04 at	Indianapolis	Warren	Seymour	Wilfork	Green	Harrison	Bruschi	Vrabel	Samuel	Hobbs	Sanders	Gay
11/18 at	Buffalo	Warren	Wilfork	Seymour	Green	Thomas	Bruschi	Colvin	Samuel	Hobbs	Harrison	Sanders
Date	Opponent	LE	NT	RE	LOLB	LILB	RILB	ROLB	LCB	RCB	SS	FS
11/25	Philadelphia	Warren	Wilfork	Seymour	Vrabel	Thomas	Bruschi	Colvin	Samuel	Hobbs	Harrison	Sanders
Date	Opponent	LE	DT	DT	RE	LLB	MLB	RLB	LCB	RCB	SS	FS
12/03 at	Baltimore	Warren	Wilfork	Seymour	Green	Vrabel	Bruschi	Thomas	Samuel	Hobbs	Harrison	Sanders
Date	Opponent	LE	NT	RE	LOLB	LILB	RILB	ROLB	LCB	RCB	SS	FS
12/09	Pittsburgh	Warren	Wilfork	Seymour	Vrabel	Seau	Bruschi	Thomas	Samuel	Hobbs	Harrison	Sanders
12/16	New York Jets	Warren	Wilfork	Seymour	Vrabel	Seau	Bruschi	Thomas	Samuel	Hobbs	Harrison	Wilson
12/23	Miami	Warren	Wilfork	Seymour	Vrabel	Seau	Bruschi	Thomas	Samuel	Hobbs	Harrison	Sanders
12/29 at	New York Giants	Warren	Wilfork	Seymour	Vrabel	Seau	Bruschi	Thomas	Samuel	Hobbs	Harrison	Sanders



NEW ENGLAND PATRIOTS 2007 STATS PACK

PATRIOTS PARTICIPATION

	Regular Season																							
Player	GP	GS	DNP	INA	at NYJ	SD	BUF	at CIN	CLE	at DAL	at MIA	WAS	at IND	at BUF	PHI	at BLT	PIT	NYJ	MIA	at NYG				
Alexander, Eric	12	0	0	4	sub	sub	sub	sub	sub	sub	X	X	X	X	sub	sub	sub	sub	sub	sub				
Andrews, Willie	15	0	0	1	sub	sub	sub	sub	sub	sub	sub	sub	sub	sub	sub	sub	sub	sub	sub	X				
Baker, Rashad	8	0	0	6	X	X	sub	sub	X	X	sub	sub	sub	sub	sub	sub	X	X	Rel-12/18					
Brady, Kyle	14	9	0	2	TE	sub	TE	sub	TE	TE	TE	TE	TE	sub	sub	TE	sub	TE	X	X				
Brady, Tom	16	16	0	0	QB	QB	QB	QB	QB	QB	QB	QB	QB	QB	QB	QB	QB	QB	QB	QB				
Britt, Wesley	4	1	0	12	X	X	X	sub	X	X	X	X	X	X	X	X	X	sub	sub	TE				
Brown, Chad	2	0	0	6	9/12	sub	X	X	X	Released 10/10-Resigned 11/27						X	X	sub	X	Rel-12/27				
Brown, Kareem	0	0	0	11	X	X	X	X	X	X	X	X	X	X	X	Waived 11/27/07								
Brown, Troy	1	0	0	4						Activated off PUP List 11/27/07						X	X	X	sub	X				
Bruschi, Tedy	16	16	0	0	ILB	ILB	ILB	ILB	ILB	ILB	ILB	ILB	ILB	MLB	ILB	MLB	ILB	ILB	ILB	ILB				
Cassel, Matt	6	0	10	0	sub	dnp	sub	sub	dnp	dnp	sub	sub	dnp	sub	dnp	dnp	dnp	dnp	dnp	dnp				
Colvin, Rosevelt	11	10	0	0	OLB	OLB	OLB	OLB	OLB	OLB	OLB	OLB	sub	OLB	OLB	Placed on IR 11/27/07								
Eckel, Kyle	12	0	0	1	Signed 10/1/07			sub	sub	sub	sub	sub	sub	sub	sub	sub	sub	sub	sub	X				
Evans, Heath	16	1	0	0	FB	sub	sub	sub	sub	sub	sub	sub	sub	sub	sub	sub	sub	sub	sub	sub				
Faulk, Kevin	16	8	0	0	sub	RB	sub	RB	sub	sub	RB	sub	RB	RB	RB	sub	RB	sub	RB	sub				
Gaffney, Jabar	16	7	0	0	sub	sub	sub	sub	sub	sub	sub	sub	WR	WR	WR	sub	WR	WR	WR	WR				
Gay, Randall	16	3	0	0	LCB	LCB	sub	sub	sub	sub	sub	sub	S	sub	sub	sub	sub	sub	sub	sub				
Gostkowski, Stephen	16	0	0	0	sub	sub	sub	sub	sub	sub	sub	sub	sub	sub	sub	sub	sub	sub	sub	sub				
Green, Jarvis	16	10	0	0	RDE	RDE	RDE	RDE	RDE	sub	RDE	RDE	RDE	RDE	sub	RDE	sub	sub	sub	sub				
Gutierrez, Matt	5	0	0	11	sub	sub	3rd	3rd	3rd	3rd	sub	sub	3rd	3rd	3rd	3rd	3rd	3rd	sub	3rd				
Hanson, Chris	16	0	0	0	sub	sub	sub	sub	sub	sub	sub	sub	sub	sub	sub	sub	sub	sub	sub	sub				
Harrison, Rodney	12	11	0	0	NFL Suspension				sub	SS	SS	SS	SS	SS	SS	SS	SS	SS	SS	SS				
Herron, David	0	0	0	1	X	Released 9/12/07																		
Hobbs, Ellis	16	16	0	0	RCB	RCB	RCB	RCB	RCB	RCB	RCB	RCB	RCB	RCB	RCB	RCB	RCB	RCB	RCB	RCB				
Hochstein, Russ	16	8	0	0	sub	sub	RG	RG	C	sub	sub	sub	sub	RG	sub	sub	RG	RG	RG	RG				
Izzo, Larry	16	0	0	0	sub	sub	sub	sub	sub	sub	sub	sub	sub	sub	sub	sub	sub	sub	sub	sub				
Jackson, Chad	2	0	0	5					Activated off PUP List 11-7-07						sub	X	X	sub	X	X	X			
Jackson, Eddie	3	0	0	2					Activated off PUP List 11-7-07						sub	sub	X	X	sub	Rel-12/18				
Kaczur, Nick	15	15	0	1	RT	RT	RT	RT	RT	RT	RT	RT	RT	RT	RT	RT	RT	RT	RT	X				
Koppen, Dan	15	15	0	1	C	C	C	C	X	C	C	C	C	C	C	C	C	C	C	C				
Light, Matt	16	16	0	0	LT	LT	LT	LT	LT	LT	LT	LT	LT	LT	LT	LT	LT	LT	LT	LT				
Mankins, Logan	16	16	0	0	LG	LG	LG	LG	LG	LG	LG	LG	LG	LG	LG	LG	LG	LG	LG	LG				
Maroney, Laurence	13	6	0	3	RB	sub	RB	X	X	X	sub	RB	sub	sub	sub	sub	RB	sub	RB	sub				
Mays, Corey	1	0	0	2	sub	X	X	Released 10/1/07																
Meriweather, Brandon	16	0	0	0	sub	sub	sub	sub	sub	sub	sub	sub	sub	sub	sub	sub	sub	sub	sub	sub				
Mitchell III, Mel	10	0	0	6	sub	sub	sub	sub	sub	X	X	X	X	X	X					sub				
Moore, Rashad	1	0	1	0												Signed 12/19/07				sub	dnp			
Morris, Sammy	6	2	0	2	sub	sub	sub	sub	RB	RB	X	X	Placed on Injured Reserve 11/2/07											
Moss, Randy	16	16	0	0	WR	WR	WR	WR	WR	WR	WR	WR	WR	WR	WR	WR	WR	WR	WR	WR				
Neal, Stephen	8	8	0	8	RG	X	X	X	RG	RG	RG	RG	RG	X	RG	RG	X	X	X	X				
O'Callaghan, Ryan	14	1	0	1	sub	sub	sub	X	sub	sub	sub	sub	sub	sub	sub	sub	sub	sub	sub	RT				
Paxton, Lonie	16	0	0	0	sub	sub	sub	sub	sub	sub	sub	sub	sub	sub	sub	sub	sub	sub	sub	sub				
Rivers, Marcellus	3	0	0	1			Signed 10/10/07			sub	sub	sub	X	Released on 11/6/07										
Samuel, Asante	16	14	0	0	sub	sub	LCB	LCB	LCB	LCB	LCB	LCB	LCB	LCB	LCB	LCB	LCB	LCB	LCB	LCB				
Sanders, James	15	15	0	1	SS	SS	SS	SS	SS	FS	FS	FS	FS	FS	FS	FS	FS	FS	X	FS				
Seau, Junior	16	4	0	0	sub	sub	sub	sub	sub	sub	sub	sub	sub	sub	sub	sub	sub	ILB	ILB	ILB				
Seymour, Richard	9	8	0	0			Activated off PUP on 10/27/07						sub	DT	DT	RDE	DT	RDE	RDE	RDE				
Smith, Le Kevin	13	0	0	3	sub	sub	sub	sub	sub	sub	sub	sub	sub	X	X	sub	X	sub	sub	sub				
Spach, Stephen	3	0	0	0											Signed 12/13/07				sub	sub	sub			
Spann, Antwain	1	0	0	0												Signed 12/28/07				sub				
Stallworth, Donté	16	9	0	0	sub	WR	WR	WR	WR	sub	WR	WR	sub	WR	WR	sub	sub	sub	WR	sub				
Thomas, Adalius	16	15	0	0	ILB	ILB	ILB	ILB	ILB	ILB	ILB	ILB	sub	OLB	OLB	OLB	OLB	OLB	OLB	OLB				
Thomas, David	2	0	0	2	X	X	sub	sub	Placed on Injured Reserve 10/3/07															
Thomas, Santonio	4	0	0	3	sub	sub	sub	X	X	X	sub	Released on 10/26/07												
Ventrone, Ray	2	0	0	1			Signed off Practice Squad 11/3/07						sub	Rel. 11/7, Signed 12/22				X	sub					
Vrabel, Mike	16	15	0	0	OLB	OLB	OLB	OLB	OLB	OLB	OLB	OLB	OLB	OLB	OLB	OLB	OLB	OLB	OLB	OLB				
Warren, Ty	16	16	0	0	LDE	LDE	LDE	LDE	LDE	LDE	LDE	LDE	LDE	LDE	LDE	LDE	LDE	LDE	LDE	LDE				
Washington, Kelley	14	0	0	2	sub	sub	X	X	sub	sub	sub	sub	sub	sub	sub	sub	sub	sub	sub	sub				
Watson, Benjamin	12	8	0	4	TE	TE	TE	TE	sub	TE	X	X	sub	sub	sub	TE	TE	X	X	TE				
Welker, Wes	16	13	0	0	sub	WR	sub	WR	WR	WR	WR	WR	WR	WR	WR	WR	WR	WR	WR	sub				
Wilfork, Vince	16	16	0	0	NT	NT	NT	NT	NT	NT	NT	NT	NT	DT	DT	NT	DT	NT	NT	NT				
Wilson, Eugene	11	6	0	5	FS	FS	FS	FS	FS	sub	sub	X	X	X	X	X	sub	FS	sub	sub				
Woods, Pierre	16	0	0	0	sub	sub	sub	sub	sub	sub	sub	sub	sub	sub	sub	sub	sub	sub	sub	sub				
Wright, Mike	8	1	0	5	X	X	X	sub	sub	RDE	X	X	sub	sub	sub	sub	sub	IR-12/13/07						
Yates, Billy	7	1	1	8	X	RG	sub	sub	dnp	X	sub	X	X	sub	X	X	sub	X	X	sub				
Totals	710	352	12	125																				

X - inactive / CAPS - starters / sub - played / DNP - did not play



NEW ENGLAND PATRIOTS 2007 STATS PACK

LONGEST PLAYS - REGULAR SEASON

bold indicates touchdown on the play

PATRIOTS COMPLETIONS OVER 20 YARDS

YDS	RECEIVER	PASSER	QTR	DATE	OPPONENT	#
69	Donte' Stallworth	Brady	4	10/14/07	at Dallas	1
65	Randy Moss	Brady	4	12/29/07	at New York Giants	2
63	Randy Moss	Brady	2	12/09/07	Pittsburgh	3
56	Jabar Gaffney	Brady	3	12/09/07	Pittsburgh	4
55	Randy Moss	Brady	4	11/04/07	at Indianapolis	5
51	Randy Moss	Brady	3	09/09/07	at New York Jets	6
50	Randy Moss	Brady	2	10/21/07	at Miami	7
48	Jabar Gaffney	Brady	2	12/23/07	Miami	8
46	Randy Moss	Brady	4	12/16/07	New York Jets	9
45	Randy Moss	Brady	3	09/23/07	Buffalo	10
45	Randy Moss	Brady	4	09/23/07	Buffalo	11
43	Randy Moss	Brady	1	11/18/07	at Buffalo	12
43	Laurence Maroney	Brady	4	12/03/07	at Baltimore	13
42	Wes Welker	Brady	3	11/25/07	Philadelphia	14
42	Donte' Stallworth	Brady	1	12/03/07	at Baltimore	15
36	Wes Welker	Brady	2	10/21/07	at Miami	16
36	Laurence Maroney	Brady	3	12/03/07	at Baltimore	17
35	Benjamin Watson	Brady	4	10/07/07	Cleveland	18
35	Wes Welker	Brady	1	10/14/07	at Dallas	19
35	Randy Moss	Brady	2	10/21/07	at Miami	20
35	Randy Moss	Brady	4	10/28/07	Washington	21
34	Wes Welker	Brady	1	09/16/07	San Diego	22
34	Donte' Stallworth	Brady	1	10/07/07	Cleveland	23
33	Randy Moss	Brady	2	09/09/07	at New York Jets	24
33	Donte' Stallworth	Brady	4	11/04/07	at Indianapolis	25
32	Jabar Gaffney	Brady	1	11/25/07	Philadelphia	26
32	Jabar Gaffney	Brady	2	12/09/07	Pittsburgh	27
31	Jabar Gaffney	Brady	1	11/18/07	at Buffalo	28
31	Donte' Stallworth	Brady	2	11/25/07	Philadelphia	29
30	Donte' Stallworth	Brady	1	10/21/07	at Miami	30
29	Heath Evans	Brady	2	10/21/07	at Miami	31
28	Donte' Stallworth	Brady	2	09/23/07	Buffalo	32
28	Benjamin Watson	Brady	1	10/14/07	at Dallas	33
28	Wes Welker	Brady	3	12/29/07	at New York Giants	34
26	Wes Welker	Brady	3	09/23/07	Buffalo	35
25	Benjamin Watson	Brady	4	10/07/07	Cleveland	36
25	Laurence Maroney	Brady	2	10/28/07	Washington	37
25	Benjamin Watson	Brady	2	11/18/07	at Buffalo	38
24	Randy Moss	Brady	3	09/16/07	San Diego	39
24	Wes Welker	Brady	3	11/18/07	at Buffalo	40
23	Randy Moss	Brady	1	09/16/07	San Diego	41
23	Kevin Faulk	Brady	1	10/01/07	at Cincinnati	42
23	Donte' Stallworth	Brady	4	10/01/07	at Cincinnati	43
23	Benjamin Watson	Brady	4	12/03/07	at Baltimore	44
22	Randy Moss	Brady	2	09/09/07	at New York Jets	45
22	Benjamin Watson	Brady	3	10/07/07	Cleveland	46
22	Donte' Stallworth	Brady	3	10/28/07	Washington	47
22	Randy Moss	Brady	3	12/09/07	Pittsburgh	48
22	Wes Welker	Brady	4	12/09/07	Pittsburgh	49
21	Jabar Gaffney	Cassel	4	10/28/07	Washington	50
21	Benjamin Watson	Brady	2	12/29/07	at New York Giants	51
20	Kyle Brady	Brady	2	09/23/07	Buffalo	52
20	Randy Moss	Brady	4	10/01/07	at Cincinnati	53
20	Randy Moss	Brady	1	10/07/07	Cleveland	54
20	Wes Welker	Brady	1	10/14/07	at Dallas	55
20	Donte' Stallworth	Brady	3	11/18/07	at Buffalo	56
20	Wes Welker	Brady	3	12/23/07	Miami	57

OPPONENT COMPLETIONS OVER 20 YARDS

YDS	RECEIVER	PASSER	QTR	DATE	OPPONENT	#
73	Joseph Addai	Manning	2	11/04/07	at Indianapolis	1
53	Devard Darling	Boller	1	12/03/07	at Baltimore	2
52	Mark Clayton	Boller	4	12/03/07	at Baltimore	3
52	Plaxico Burress	Manning	1	12/29/07	at New York Giants	4
47	Roscoe Parrish	Losman	1	11/18/07	at Buffalo	5
36	Braylon Edwards	Anderson	4	10/07/07	Cleveland	6
32	Najeh Davenport	Roethlisberger	2	12/09/07	Pittsburgh	7
28	Antwaan Randle El	Campbell	3	10/28/07	Washington	8
28	Greg Lewis	Feeley	2	11/25/07	Philadelphia	9
28	David Martin	Lemon	2	12/23/07	Miami	10
27	Greg Lewis	Feeley	2	11/25/07	Philadelphia	11
26	Anthony Fasano	Romo	2	10/17/07	at Dallas	12
25	Jason Witten	Romo	2	10/17/07	at Dallas	13
25	Clinton Portis	Campbell	2	10/28/07	Washington	14
24	Reggie Wayne	Manning	4	11/04/07	at Indianapolis	15
23	T.J. Houshmandzadeh	Palmer	3	10/01/07	at Cincinnati	16
23	Kevin Boss	Manning	2	12/29/07	at New York Giants	17
22	Antonio Gates	Rivers	3	09/16/07	San Diego	18
21	Vincent Jackson	Rivers	2	09/16/07	San Diego	19
21	Josh Reed	Edwards	1	09/23/07	Buffalo	20
21	Chad Johnson	Palmer	2	10/01/07	at Cincinnati	21
21	Reggie Kelley	Palmer	3	10/01/07	at Cincinnati	22
21	Tim Carter	Anderson	4	10/07/07	Cleveland	23
21	Jason Wright	Anderson	4	10/07/07	Cleveland	24
21	Jason Avant	Feeley	1	11/25/07	Philadelphia	25
21	Derrick Mason	Boller	3	12/03/07	at Baltimore	26
21	Nate Washington	Roethlisberger	3	12/09/07	Pittsburgh	27
21	Greg Camarillo	Lemon	3	12/23/07	Miami	28
20	Reggie Kelley	Palmer	4	10/01/07	at Cincinnati	29
20	Braylon Edwards	Anderson	1	10/07/07	Cleveland	30
20	Derek Hagan	Lemon	4	10/21/07	at Miami	31

INTERCEPTION RETURNS OVER 20 YARDS

YDS	RETURNER	PASSER	QTR	DATE	OPPONENT	#
65	Adalius Thomas	Rivers	2	09/16/07	San Diego	1
42	Asante Samuel	Edwards	4	09/23/07	Buffalo	2
42	James Sanders	Boller	4	12/03/07	at Baltimore	3
40	Asante Samuel	Feeley	1	11/25/07	Philadelphia	4
31	Randall Gay	Lemon	3	10/21/07	at Miami	5
23	Junior Seau	Anderson	2	10/07/07	Cleveland	6
21	Randall Gay	Losman	1	11/18/07	at Buffalo	7

OPPONENT INTERCEPTION RETURNS OVER 20 YARDS

YDS	RETURNER	PASSER	QTR	DATE	OPPONENT	#
36	Jason Taylor	Cassel	4	10/21/07	at Miami	1
33	Ed Reed	Brady	2	12/03/07	at Baltimore	2
28	Gary Brackett	Brady	4	11/04/07	at Indianapolis	3
20	Clinton Hart	Brady	2	09/16/07	San Diego	4

FUMBLE RETURNS OVER 20 YARDS

YDS	RETURNER	FROM	QTR	DATE	OPPONENT	#
35	Ellis Hobbs	Wright	4	11/18/07	at Buffalo	1

OPPONENT FUMBLE RETURNS OVER 20 YARDS

YDS	RETURNER	FROM	QTR	DATE	OPPONENT	#
29	Greg Ellis	Brady	2	10/14/07	at Dallas	1

BLOCKED KICK/PUNT RETURN OVER 20 YARDS

YDS	RETURNER	FROM	QTR	DATE	OPPONENT	#
-----	----------	------	-----	------	----------	---

BLOCKED KICK/PUNT RETURN OVER 20 YARDS

YDS	RETURNER	FROM	QTR	DATE	OPPONENT	#
26	David Bowers	Hanson	2	12/16/07	New York Jets	1



NEW ENGLAND PATRIOTS 2007 STATS PACK
LONGEST PLAYS - REGULAR SEASON (CONT.)
bold indicates touchdown on the play

PATRIOTS RUSHES OVER 10 YARDS

YDS	RUSHER	QTR	DATE	OPPONENT
59	Laurence Maroney	2	12/23/07	Miami
51	Laurence Maroney	1	12/23/07	Miami
49	Sammy Morris	1	10/01/07	at Cincinnati
27	Wes Welker	3	10/01/07	at Cincinnati
19	Laurence Maroney	2	09/23/07	Buffalo
19	Tom Brady	3	11/04/07	at Indianapolis
15	Laurence Maroney	3	09/23/07	Buffalo
14	Sammy Morris	3	09/16/07	San Diego
14	Laurence Maroney	4	09/16/07	San Diego
14	Kevin Faulk	3	10/01/07	at Cincinnati
14	Kyle Eckel	3	11/18/07	at Buffalo
13	Sammy Morris	1	09/09/07	at New York Jets
13	Sammy Morris	4	10/07/07	Cleveland
13	Laurence Maroney	1	10/28/07	Washington
13	Laurence Maroney	4	12/23/07	Miami
13	Laurence Maroney	2	12/29/07	at New York Giants
12	Laurence Maroney	4	09/16/07	San Diego
12	Sammy Morris	2	09/23/07	Buffalo
12	Donte Stallworth	2	10/07/07	Cleveland
12	Tom Brady	1	11/25/07	Philadelphia
12	Tom Brady	4	12/03/07	at Baltimore
11	Laurence Maroney	1	09/09/07	at New York Jets
11	Laurence Maroney	2	09/16/07	San Diego
11	Kevin Faulk	1	09/23/07	Buffalo
11	Benjamin Watson	3	10/07/07	Cleveland
11	Sammy Morris	4	10/07/07	Cleveland
11	Laurence Maroney	2	10/21/07	at Miami
11	Laurence Maroney	1	10/28/07	Washington
11	Heath Evans	4	11/18/07	at Buffalo
11	Laurence Maroney	2	12/16/07	New York Jets
10	Sammy Morris	3	09/23/07	Buffalo
10	Sammy Morris	1	10/07/07	Cleveland
10	Kyle Eckel	4	10/07/07	Cleveland
10	Kevin Faulk	4	10/21/07	at Miami
10	Laurence Maroney	3	11/25/07	Philadelphia
10	Laurence Maroney	1	12/09/07	Pittsburgh
10	Tom Brady	1	12/23/07	Miami
10	Laurence Maroney	2	12/29/07	at New York Giants

OPPONENTS RUSHES OVER 10 YARDS

#	YDS	RUSHER	QTR	DATE	OPPONENT
1	49	Leon Washington	1	12/16/07	New York Jets
2	30	Jesse Chatman	4	10/21/07	at Miami
3	30	Willie Parker	2	12/09/07	Pittsburgh
4	25	James Jones	3	10/14/07	at Dallas
5	22	Lorenzo Booker	3	12/23/07	Miami
6	21	Jesse Chatman	3	10/21/07	at Miami
7	21	Joseph Addai	1	11/04/07	at Indianapolis
8	19	Ronnie Brown	1	10/21/07	at Miami
9	19	Willie Parker	3	12/09/07	Pittsburgh
10	18	James Jones	3	10/14/07	at Dallas
11	18	Willis McGahee	3	12/03/07	at Baltimore
12	17	Marion Barber	3	10/14/07	at Dallas
13	17	Willis McGahee	3	12/03/07	at Baltimore
14	17	Jesse Chatman	3	12/23/07	Miami
15	16	Kenny Watson	4	10/01/07	at Cincinnati
16	16	Brandon Jacobs	3	12/29/07	at New York Giants
17	15	Willis McGahee	2	12/03/07	at Baltimore
18	15	Brandon Jacobs	3	12/29/07	at New York Giants
19	14	Joseph Addai	1	11/04/07	at Indianapolis
20	14	Brian Westbrook	2	11/25/07	Philadelphia
21	14	Najeh Davenport	4	12/09/07	Pittsburgh
22	13	Marion Barber	1	10/14/07	at Dallas
23	13	JP Losman	2	11/18/07	at Buffalo
24	12	Thomas Jones	3	09/09/07	at New York Jets
25	12	Marshawn Lynch	4	09/23/07	Buffalo
26	12	Dwayne Wright	4	09/23/07	Buffalo
27	12	Patrick Cobbs	4	10/21/07	at Miami
28	12	Joseph Addai	1	11/04/07	at Indianapolis
29	11	LaDainian Tomlinson	2	09/16/07	San Diego
30	11	Jamal Lewis	1	10/07/07	Cleveland
31	11	Jason Wright	1	10/07/07	Cleveland
32	11	Joshua Cribbs	4	10/07/07	Cleveland
33	11	Joseph Addai	3	11/04/07	at Indianapolis
34	11	Joseph Addai	3	11/04/07	at Indianapolis
35	11	Willis McGahee	3	12/03/07	at Baltimore
36	10	Thomas Jones	3	09/09/07	at New York Jets
37	10	Thomas Jones	3	09/09/07	at New York Jets
38	10	JP Losman	4	11/18/07	at Buffalo
39	10	Willie Parker	4	12/09/07	Pittsburgh
40	10	Jesse Chatman	3	12/23/07	Miami

PATS KICKOFF RETURNS OVER 30 YARDS

YDS	RETURNER	QTR	DATE	OPPONENT
108	Ellis Hobbs	3	09/09/07	at New York Jets
77	Willie Andrews	2	10/21/07	at Miami
48	Ellis Hobbs	4	10/21/07	at Miami
41	Ellis Hobbs	2	11/25/07	Philadelphia
39	Chad Jackson	1	12/09/07	Pittsburgh
34	Ellis Hobbs	1	11/04/07	at Indianapolis
33	Ellis Hobbs	3	09/23/07	Buffalo
33	Wes Welker	3	10/07/07	Cleveland
33	Willie Andrews	3	12/23/07	Miami
31	Ellis Hobbs	2	09/09/07	San Diego
31	Ellis Hobbs	3	10/01/07	at Cincinnati
30	Wes Welker	4	10/07/07	Cleveland
30	Wes Welker	3	10/14/07	at Dallas

OPPONENTS KO RETURNS OVER 30 YARDS

#	YDS	RETURNER	QTR	DATE	OPPONENT
1	74	Domenik Hixon	2	12/29/07	at New York Giants
2	72	Tyson Thompson	4	10/14/07	at Dallas
3	49	Leon Washington	4	12/16/07	New York Jets
4	39	Allen Rossum	3	12/09/07	Pittsburgh
5	38	Yamon Figurs	3	12/03/07	at Baltimore
6	36	Ladell Betts	4	10/28/07	Washington
7	34	Glenn Holt	3	10/01/07	at Cincinnati
8	33	Correll Buckhalter	2	11/25/07	Philadelphia
9	33	Domenik Hixon	4	12/29/07	at New York Giants
10	32	Leon Washington	2	09/09/07	at New York Jets
11	32	Leon Washington	3	12/16/07	New York Jets
12	31	Joshua Cribbs	1	10/07/07	Cleveland
13	30	Ladell Betts	4	10/28/07	Washington

PATS PUNT RETURNS OVER 20 YARDS

YDS	RETURNER	QTR	DATE	OPPONENT
35	Wes Welker	3	11/04/07	at Indianapolis
29	Wes Welker	2	09/23/07	Buffalo
28	Troy Brown	4	12/23/07	Miami
26	Wes Welker	2	09/23/07	Buffalo

OPPONENTS PUNT RETURNS OVER 20 YARDS

#	YDS	RETURNER	QTR	DATE	OPPONENT
1	33	Yamon Figures	4	12/03/07	at Baltimore



NEW ENGLAND PATRIOTS 2007 STATS PACK

RED ZONE

2007 NEW ENGLAND PATRIOTS											
RED ZONE STATISTICS "INSIDE THE 20"											
Date	Opponent	Score NE	Opp	Drives In Red Zone	Scores	Scoring %	TDs	TD %	FGs	T.O.s	Scoring Drives 20+
09/09	at New York Jets	38	14	4	4	100.0%	3	75.0%	1	0	1
09/16	San Diego	38	14	3	3	100.0%	2	66.7%	1	0	2
09/23	Buffalo	38	7	7	5	71.4%	4	57.1%	1	0	1
10/01	at Cincinnati	34	13	6	6	100.0%	4	66.7%	2	0	0
10/07	Cleveland	34	17	4	3	75.0%	1	25.0%	2	0	2
10/14	at Dallas	48	27	5	5	100.0%	4	80.0%	1	0	3
10/21	at Miami	49	28	3	3	100.0%	3	100.0%	0	0	3
10/28	Washington	52	7	7	7	100.0%	6	85.7%	1	0	0
11/04	at Indianapolis	24	20	4	4	100.0%	3	75.0%	1	0	0
11/18	at Buffalo	56	10	6	6	100.0%	6	100.0%	0	0	1
11/25	Philadelphia	31	28	5	4	80.0%	3	60.0%	1	0	0
12/03	at Baltimore	27	24	4	4	100.0%	3	75.0%	1	0	1
12/09	Pittsburgh	34	13	4	4	100.0%	2	50.0%	2	0	2
12/16	New York Jets	20	10	3	3	100.0%	1	33.3%	2	0	0
12/23	Miami	28	7	2	2	100.0%	2	100.0%	0	0	2
12/29	at New York Giants	38	35	5	5	100.0%	3	60.0%	2	0	2
Regular Season Totals		589	274	72	68	94.4%	50	69.4%	18	0	20
2007 NEW ENGLAND PATRIOTS											
OPPONENTS RED ZONE STATISTICS "INSIDE THE 20"											
Date	Opponent	Score NE	Opp	Drives In Red Zone	Scores	Scoring %	TDs	TD %	FGs	T.O.s	Scoring Drives +20
09/09	at New York Jets	38	14	2	2	100.0%	2	100.0%	0	0	0
09/16	San Diego	38	14	2	2	100.0%	2	100.0%	0	0	0
09/23	Buffalo	38	7	1	1	100.0%	1	100.0%	0	0	0
10/01	at Cincinnati	34	13	1	1	100.0%	1	100.0%	0	0	2
10/07	Cleveland	34	17	3	1	33.3%	1	33.3%	0	1	2
10/14	at Dallas	48	27	3	3	100.0%	2	66.7%	1	0	1
10/21	at Miami	49	28	4	3	75.0%	3	75.0%	0	1	0
10/28	Washington	52	7	2	1	50.0%	1	50.0%	0	0	0
11/04	at Indianapolis	24	20	3	3	100.0%	1	33.3%	2	0	1
11/18	at Buffalo	56	10	0	0	0.0%	0	0.0%	0	0	2
11/25	Philadelphia	31	28	3	3	100.0%	3	100.0%	0	0	1
12/03	at Baltimore	27	24	4	4	100.0%	3	75.0%	1	0	0
12/09	Pittsburgh	34	13	3	1	33.3%	0	0.0%	1	0	2
12/16	New York Jets	20	10	4	1	25.0%	0	0.0%	1	1	0
12/23	Miami	28	7	2	0	0.0%	0	0.0%	0	0	1
12/29	at New York Giants	38	35	4	4	100.0%	4	100.0%	0	0	0
Regular Season Totals		589	274	41	30	73.2%	24	58.5%	6	3	12



NEW ENGLAND PATRIOTS 2007 STATS PACK

REGULAR SEASON RED ZONE STATISTICS

RED ZONE STATISTICS										
PATRIOTS						OPPONENTS				
Date	Opponent	Scrim.	Result	No.	Conv.	Date	Opponent	Scrim.	Result	No. Conv.
09/09	at New York Jets	NYJ 11	Touchdown	1	1	09/09	at New York Jets	NE 7	Touchdown	1 1
		<u>NYJ 5</u>	<u>Touchdown</u>	2	2			<u>NE 1</u>	<u>Touchdown</u>	2 2
		<u>NYJ 4</u>	<u>Field Goal</u>	3	3	09/16	San Diego	<u>NE 1</u>	<u>Touchdown</u>	3 3
		<u>NYJ 1</u>	<u>Touchdown</u>	4	4			NE 12	Touchdown	4 4
09/16	San Diego	<u>SD 7</u>	<u>Touchdown</u>	5	5	09/23	Buffalo	<u>NE 8</u>	<u>Touchdown</u>	5 5
		SD 6	Field Goal	6	6	10/01	at Cincinnati	<u>NE 1</u>	<u>Touchdown</u>	6 6
		SD 3	Touchdown	7	7	10/07	Cleveland	<u>NE 1</u>	<u>Interception</u>	7 6
09/23	Buffalo	<u>BUF 7</u>	<u>Field Goal</u>	8	8			NE 14	Touchdown	8 7
		<u>BUF 3</u>	<u>Fumble</u>	9	8			<u>NE 10</u>	<u>Downs</u>	9 7
		BUF 8	Touchdown	10	9	10/14	at Dallas	NE 12	Touchdown	10 8
		BUF 3	Touchdown	11	10			<u>NE 8</u>	<u>Touchdown</u>	11 9
		<u>BUF 4</u>	<u>Touchdown</u>	12	11			<u>NE 5</u>	<u>Field Goal</u>	12 10
		<u>BUF 4</u>	<u>Touchdown</u>	13	12	10/21	at Miami	<u>NE 4</u>	<u>Touchdown</u>	13 11
		BUF 8	Downs	14	12			NE 19	Interception	14 11
10/01	at Cincinnati	CIN 13	Field Goal	15	13			<u>NE 1</u>	<u>Touchdown</u>	15 12
		<u>CIN 1</u>	<u>Touchdown</u>	16	14			<u>NE 7</u>	<u>Touchdown</u>	16 13
		CIN 7	Touchdown	17	15	10/28	Washington	NE 13	Downs	17 13
		CIN 7	Touchdown	18	16			<u>NE 15</u>	<u>Touchdown</u>	18 14
		CIN 18	Field Goal	19	17	11/04	at Indianapolis	<u>NE 3</u>	<u>Field Goal</u>	19 15
		CIN 14	Touchdown	20	18			<u>NE 7</u>	<u>Field Goal</u>	20 16
10/07	Cleveland	<u>CLE 2</u>	<u>Field Goal</u>	21	19			<u>NE 1</u>	<u>Touchdown</u>	21 17
		<u>CLE 7</u>	<u>Field Goal</u>	22	20	11/18	at Buffalo	NONE		
		<u>CLE 7</u>	<u>Touchdown</u>	23	21	11/25	Philadelphia	<u>NE 1</u>	<u>Touchdown</u>	22 18
		<u>CLE 4</u>	<u>Downs</u>	24	21			NE 18	Touchdown	23 19
10/14	at Dallas	<u>DAL 6</u>	<u>Touchdown</u>	25	22			NE 8	Touchdown	24 20
		DAL 12	Touchdown	26	23	12/03	at Baltimore	NE 4	Touchdown	25 21
		<u>DAL 1</u>	<u>Touchdown</u>	27	24			NE 11	Field Goal	26 22
		<u>DAL 4</u>	<u>Field Goal</u>	28	25			NE 17	Touchdown	27 23
		<u>DAL 1</u>	<u>Touchdown</u>	29	26			<u>NE 1</u>	<u>Touchdown</u>	28 24
10/21	at Miami	<u>MIA 2</u>	<u>Touchdown</u>	30	27	12/09	Pittsburgh	<u>NE 5</u>	<u>Field Goal</u>	29 25
		MIA 14	Touchdown	31	28			<u>NE 1</u>	<u>Downs</u>	30 25
		MIA 16	Touchdown	32	29			NE 21	Downs	31 25
10/28	Washington	<u>WAS 3</u>	<u>Touchdown</u>	33	30	12/16	New York Jets	NE 17	Downs	32 25
		<u>WAS 2</u>	<u>Touchdown</u>	34	31			NE 25	Fumble	33 25
		WAS 18	Field Goal	35	32			NE 15	Field Goal	34 26
		<u>WAS 6</u>	<u>Touchdown</u>	36	33			<u>NE 17</u>	<u>Missed FG</u>	35 26
		<u>WAS 2</u>	<u>Touchdown</u>	37	34	12/23	Miami	<u>NE 4</u>	<u>Downs</u>	36 26
		<u>WAS 2</u>	<u>Touchdown</u>	38	35			<u>NE 1</u>	<u>Downs</u>	37 26
		WAS 15	Touchdown	39	36	12/29	at New York Giants	<u>NE 7</u>	<u>Touchdown</u>	38 27
11/04	at Indianapolis	<u>IND 4</u>	<u>Touchdown</u>	40	37			<u>NE 3</u>	<u>Touchdown</u>	39 28
		IND 16	Field Goal	41	38			NE 19	Touchdown	40 29
		<u>IND 3</u>	<u>Touchdown</u>	42	39			<u>NE 3</u>	<u>Touchdown</u>	41 30
		IND 13	Touchdown	43	40					
11/18	at Buffalo	BUF 6	Touchdown	44	41					
		BUF 16	Touchdown	45	42					
		BUF 6	Touchdown	46	43					
		BUF 17	Touchdown	47	44					
		BUF 3	Touchdown	48	45					
		<u>BUF 7</u>	<u>Touchdown</u>	49	46					
		<u>BUF 1</u>	<u>Touchdown</u>	50	47					
11/25	Philadelphia	<u>PHI 1</u>	<u>Touchdown</u>	51	48					
		<u>PHI 5</u>	<u>Field Goal</u>	52	49					
		PHI 19	Touchdown	53	50					
		<u>PHI 14</u>	<u>Missed FG</u>	54	50					
		<u>PHI 4</u>	<u>Touchdown</u>	55	51					
12/03	at Baltimore	<u>BLT 3</u>	<u>Field Goal</u>	56	52					
		<u>BLT 1</u>	<u>Touchdown</u>	57	53					
		<u>BLT 3</u>	<u>Touchdown</u>	58	54					
		<u>BLT 8</u>	<u>Touchdown</u>	59	55					
12/09	Pittsburgh	<u>PIT 4</u>	<u>Touchdown</u>	60	56					
		<u>PIT 24</u>	<u>Field Goal</u>	61	57					
		<u>PIT 2</u>	<u>Touchdown</u>	62	58					
		<u>PIT 10</u>	<u>Field Goal</u>	63	59					
12/16	New York Jets	NYJ 8	Field Goal	64	60					
		<u>NYJ 1</u>	<u>Touchdown</u>	65	61					
		NYJ 16	Field Goal	66	62					
12/23	Miami	MIA 11	Touchdown	67	63					
		<u>MIA 1</u>	<u>Touchdown</u>	68	64					
12/29	at New York Giants	NYG 19	Field Goal	69	65					
		<u>NYG 4</u>	<u>Touchdown</u>	70	66					
		NYG 19	Field Goal	71	67					
		<u>NYG 6</u>	<u>Touchdown</u>	72	68					
		<u>NYG 5</u>	<u>Touchdown</u>	73	69					

bold underlines denote goal-to-goal situation

bold underlines denote goal-to-goal situation

REGULAR SEASON RED ZONE DRIVES

Drives	Conversions	TDs	TD %	FGs	Points	Drives	Conversions	TDs	TD %	FGs	Points
73	69	51	69.9%	18	412	41	30	24	58.5%	6	186

REGULAR SEASON GOAL-TO-GOAL SITUATIONS

Drives	Conversions	TDs	TD %	FGs	Points	Drives	Conversions	TDs	TD %	FGs	Points
42	39	31	73.8%	8	241	25	19	15	60.0%	4	117



REGULAR SEASON TAKEAWAYS (31)										
Date	Opponent	Qtr.	Scrim.	Player	Turnover (Forced By)	Takeaway	Yardline	Return	Drive Results	Pts./T.O.
09/09 at	New York Jets			NONE						0
09/16	San Diego	1	SD 20	Philip Rivers	Interception	Rosevelt Colvin	SD 28	4	Missed FG	0
		1	NE 34	Philip Rivers	Fumble (Rosevelt Colvin)	Vince Wilfork	NE 44	0	Touchdown	7
		2	NE 37	Philip Rivers	Interception	Adalius Thomas	NE 35	65t	TD Return	7
09/23	Buffalo	1	BUF 44	JP Losman	Fumble (Ellis Hobbs)	Jarvis Green	BUF 35	0	Field Goal	3
		4	BUF 33	Trent Edwards	Interception	Asante Samuel	NE 46	42	Downs	0
10/01 at	Cincinnati	2	NE 20	Carson Palmer	Interception	Asante Samuel	NE 2	1	Halftime	0
		4	CIN 41	Carson Palmer	Interception	Randall Gay	NE 47	0	Game	0
10/07	Cleveland	1	NE 1	Derek Anderson	Interception	Junior Seau	Endzone	TB	Punt	0
		1	CLE 32	Derek Anderson	Interception	Asante Samuel	CLE 40	6	Touchdown	7
		2	CLE 41	Derek Anderson	Interception	Junior Seau	CLE 48	23	Touchdown	7
		4	CLE 4	Kellen Winslow	Fumble (Randall Gay)	Randall Gay	CLE 15	15t	TD Return	7
10/14 at	Dallas	4	DAL 19	Tony Romo	Interception	Junior Seau	DAL 25	5	Touchdown	7
10/21 at	Miami	1	MIA 39	Cleo Lemon	Fumble (Team)	Ty Warren	MIA 28	0	Touchdown	7
		3	NE 19	Cleo Lemon	Interception	Randall Gay	NE 9	31	Punt	0
10/28	Washington	2	WAS 27	Jason Campbell	Fumble (Mike Vrabel)	Ty Warren	WAS 21	0	Field Goal	3
		2	WAS 24	Jason Campbell	Interception	Asante Samuel	NE 40	0	Fumble	0
		2	NE 23	Jason Campbell	Fumble (Mike Vrabel)	Ty Warren	NE 27	0	Touchdown	7
		4	WAS 21	Jason Campbell	Fumble (Mike Vrabel)	Rosevelt Colvin	WAS 11	11t	TD Return	7
11/04 at	Indianapolis	3	IND 14	Peyton Manning	Interception	Rodney Harrison	IND 32	2	Punt	0
		4	IND 49	Peyton Manning	Fumble (Jarvis Green)	Rosevelt Colvin	IND 46	5	Game	0
11/18 at	Buffalo	1	BUF 31	JP Losman	Interception	Randall Gay	BUF 48	21	Touchdown	7
		4	BUF 26	Dwayne Wright	Fumble (James Sanders)	Ellis Hobbs	BUF 35	35	TD Return	7
11/25	Philadelphia	1	PHI 38	A.J. Feeley	Interception	Asante Samuel	PHI 40	40t	TD Return	7
		4	NE 29	A.J. Feeley	Interception	Asante Samuel	Endzone	TB	Punt	0
		4	NE 43	A.J. Feeley	Interception	James Sanders	PHI 38	1	Game	0
12/03 at	Baltimore	2	Int Return	Ed Reed	Fumble (Kevin Faulk)	Benjamin Watson	NE 28	0	Halftime	0
		4	NE 30	Kyle Boller	Interception	James Sanders	NE 1	42	Field Goal	3
12/09	Pittsburgh	2	NE 33	William Gay	Muffed Punt	James Sanders	PIT 34	0	Missed FG	0
12/16	New York Jets	1	NYJ 4	Kellen Clemens	Interception	Eugene Wilson	NYJ 5	5t	TD Return	7
		3	NE 25	Chris Baker	Fumble (Thomas/Seymour)	Eugene Wilson	NE 10	4	Punt	0
12/23	Miami			NONE						
12/29 at	New York Giants	4	NYG 27	Eli Manning	Interception	Ellis Hobbs	NE 48	0	Touchdown	8
Points Off Takeaways										108
REGULAR SEASON GIVEAWAYS (15)										
Date	Opponent	Qtr.	Scrim.	Player	Turnover (Forced By)	Takeaway	Yardline	Return	Drive Results	Pts./T.O.
09/09 at	New York Jets			NONE						
09/16	San Diego	2	SD 26	Tom Brady	Interception	Clinton Hart	SD 30	20	Halftime	0
		4	KOR	Ellis Hobbs	Fumble (Kassim Osgood)	Quentin Jammer	NE 31	0	Punt	0
09/23	Buffalo	2	BUF 3	Tom Brady	Fumble (John McCargo)	John McCargo	BUF 1	0	Punt	0
10/01 at	Cincinnati	2	NE 14	Tom Brady	Interception	Leon Hall	NE 37	2	Touchdown	7
10/07	Cleveland			NONE						
10/14 at	Dallas	2	NE 37	Tom Brady	Fumble (Greg Ellis)	Jason Hatcher	NE 29	29t	TD Return	7
10/21 at	Miami	4	NE 32	Matt Cassel	Interception	Jason Taylor	NE 36	36	TD Return	7
10/28	Washington	2	NE 40	Tom Brady	Fumble (Phillip Daniels)	Andre Carter	NE 45	0	Fumble	0
11/04 at	Indianapolis	2	IND 38	Tom Brady	Interception	Antoine Bethea	IND 2	0	Touchdown	7
		4	IND 42	Tom Brady	Interception	Gary Brackett	IND 25	28	Touchdown	7
11/18 at	Buffalo			NONE						
11/25	Philadelphia			NONE						
12/03 at	Baltimore	2	NE 36	Tom Brady	Interception	Ed Reed	BLT 40	33	Fumble	0
12/09	Pittsburgh			NONE						
12/16	New York Jets</									



NEW ENGLAND PATRIOTS 2007 STATS PACK

REGULAR SEASON TURNOVER RATIO

16

REGULAR SEASON

	Takeaways			Points off Takeaways				Total Points
	Ints.	Fumbles	Total	TDs	FGs	Total	Conv. %	
PATRIOTS	19	12	31	14	3	17	55%	108
Opponents	9	6	15	5	0	5	33%	35

REGULAR SEASON

Date	Opponent	TAKE-AWAYS			GIVE-AWAYS			Net Differential	Results
		Ints.	Fumbles	Total	Ints.	Fumbles	Total		
09/09 at	New York Jets	0	0	0	0	0	0	0	38-14
09/16	San Diego	2	1	3	1	1	2	1	38-14
09/23	Buffalo	1	1	2	0	1	1	1	38-7
10/01 at	Cincinnati	2	0	2	1	0	1	1	34-13
10/07	Cleveland	3	1	4	0	0	0	4	34-17
10/14 at	Dallas	1	0	1	0	1	1	0	48-27
10/21 at	Miami	1	1	2	1	0	1	1	49-28
10/28	Washington	1	3	4	0	1	1	3	52-7
11/04 at	Indianapolis	1	1	2	2	0	2	0	24-20
11/18 at	Buffalo	1	1	2	0	0	0	2	56-10
11/25	Philadelphia	3	0	3	0	0	0	3	31-28
12/03 at	Baltimore	1	1	2	1	0	1	1	27-24
12/09	Pittsburgh	0	1	1	0	0	0	1	34-13
12/16	New York Jets	1	1	2	1	0	1	1	20-10
12/23	Miami	0	0	0	2	2	4	-4	28-7
12/29 at	N.Y. Giants	1	0	1	0	0	0	1	38-35
2007 Regular Season		19	12	31	9	6	15	16	16-0



NEW ENGLAND PATRIOTS 2007 STATS PACK

TURNOVER RATIO

REGULAR SEASON TOTALS

Year	TAKE-AWAYS			GIVE-AWAYS			Net	RECORD			PLAYOFFS		CHAMPIONSHIPS			PLAYOFFS
	Ints	Fumbles	Total	Ints	Fumbles	Total	Differential	W	L	T	W	L	DIVISION	CONFERENCE	SUPER BOWL	
2007	19	12	31	9	6	15	16	16	0	0			1			1
2006	22	13	35	12	15	27	8	12	4	0	2	1	1			1
2005	10	8	18	15	9	24	-6	10	6	0	1	1	1			1
2004	20	16	36	14	13	27	9	14	2	0	3	0	1	1	1	1
2003	29	12	41	13	11	24	17	14	2	0	3	0	1	1	1	1
2002	18	11	29	14	10	24	5	9	7	0						
2001	22	13	35	15	13	28	7	11	5	0	3	0	1	1	1	1
2000	10	13	23	15	10	25	-2	5	11	0						
1999	16	15	31	21	12	33	-2	8	8	0						
1998	24	7	31	17	7	24	7	9	7	0	0	1	WC			1
1997	19	13	32	15	7	22	10	10	6	0	1	1	1			1
1996	23	11	34	15	12	27	7	11	5	0	2	1	1	1		1
1995	15	14	29	16	20	36	-7	6	10	0						
1994	22	18	40	27	11	38	2	10	6	0	0	1	WC			1
1993	13	9	22	24	10	34	-12	5	11	0						
1992	14	15	29	19	26	45	-16	2	14	0						
1991	12	19	31	22	20	42	-11	6	10	0						
1990	14	18	32	20	16	36	-4	1	15	0						
1989	16	12	28	27	12	39	-11	5	11	0						
1988	20	15	35	28	10	38	-3	9	7	0						
1987	21	21	42	18	13	31	11	8	7	0						
1986	21	19	40	13	11	24	16	11	5	0	0	1	1			1
1985	23	24	47	22	20	42	5	11	5	0	3	1	WC	1		1
1984	17	8	25	14	15	29	-4	9	7	0						
1983	17	19	36	18	20	38	-2	8	8	0						
1982	12	11	23	9	8	17	6	5	4	0	0	1	WC			1
1981	16	17	33	34	16	50	-17	2	14	0						
1980	24	10	34	27	9	36	-2	10	6	0						
1979	20	22	42	23	15	38	4	9	7	0						
1978	22	21	43	25	21	46	-3	11	5	0	0	1	1			1
1977	19	10	29	21	15	36	-7	9	5	0						
1976	23	27	50	20	16	36	14	11	3	0	0	1	WC			1
1975	13	16	29	28	22	50	-21	3	11	0						
1974	24	14	38	23	15	38	0	7	7	0						
1973	13	18	31	17	25	42	-11	5	9	0						
1972	10	12	22	28	10	38	-16	3	11	0						
1971	15	14	29	16	16	32	-3	6	8	0						
1970	8	17	25	28	13	41	-16	2	12	0						
1969	20	14	34	18	10	28	6	4	10	0						
1968	23	17	40	33	20	53	-13	4	10	0						
1967	17	15	32	32	22	54	-22	3	10	1						
1966	22	15	37	21	13	34	3	8	4	2						
1965	21	9	30	29	12	41	-11	4	8	2						
1964	31	16	47	27	12	39	8	10	3	1						
1963	29	13	42	29	12	41	1	7	6	1	1	1	1			1
1962	25	10	35	13	20	33	2	9	4	1						
1961	22	20	42	21	9	30	12	9	4	1						
1960	25	20	45	23	22	45	0	5	9	0						
Total	911	713	1624	988	682	1670	-46	366	349	9	19	12	11	5	3	16

Regular Season Record	366	349	9
Playoff Record	19	12	0
Overall Record	385	361	9

Note: Bold indicates playoff seasons



NEW ENGLAND PATRIOTS 2007 STATS PACK

ALL-TIME SCORING

Active = Bold

#	SCORING	TD	Ru	Pa	Rt	PAT	PAT/ATT	2-Pt	FG	FG/ATT	S	TP
1	Adam Vinatieri	0	0	0	0	367	374	1	263	321	0	1,158
2	Gino Cappelletti	42	0	42	0	346	358	2	176	334	0	1,130
3	John Smith	0	0	0	0	308	323	0	128	191	0	692
4	Tony Franklin	0	0	0	0	163	166	0	93	125	0	442
5	Stanley Morgan	68	0	67	1	0	0	0	0	0	0	408
6	Ben Coates	50	0	50	0	0	0	1	0	0	0	302
7	Sam Cunningham	49	43	6	0	0	0	0	0	0	0	294
8	Jim Nance	46	45	1	0	0	0	0	0	0	0	276
9	Tony Collins	44	32	12	0	0	0	0	0	0	0	264
10	Irving Fryar	42	1	38	3	0	0	0	0	0	0	252
11	Larry Garron	42	14	26	2	0	0	0	0	0	0	252
12	Stephen Gostkowski	0	0	0	0	116	117	0	43	51	0	245
13	Jim Colclough	39	0	39	0	2	2	1	0	0	0	238
14	Matt Bahr	0	0	0	0	73	73	0	55	72	0	238
15	Corey Dillon	39	37	2	0	0	0	1	0	0	0	236
16	Curtis Martin	37	32	5	0	0	0	2	0	0	0	226
17	Steve Grogan	36	35	0	1	0	0	0	0	0	0	216
18	Jason Staurovsky	0	0	0	0	57	59	0	50	69	0	207
19	Troy Brown	34	0	31	3	0	0	1	0	0	0	206
20	Russ Francis	28	0	28	0	0	0	0	0	0	0	168
21	Don Calhoun	25	23	2	0	0	0	0	0	0	0	150
22	Antowain Smith	24	21	3	0	0	0	1	0	0	0	146
23	Kevin Faulk	24	11	11	2	0	0	1	0	0	0	146
24	Randy Vataha	24	0	23	1	0	0	0	0	0	0	144
25	Randy Moss	23	0	23	0	0	0	0	0	0	0	138
26	Terry Glenn	22	0	22	0	0	0	0	0	0	0	132
27	Andy Johnson	22	13	9	0	0	0	0	0	0	0	132
28	Mosi Tatupu	21	18	2	1	0	0	0	0	0	0	126
29	Art Graham	20	0	20	0	0	0	0	0	0	0	120
30	Ron Burton	19	9	8	2	0	0	0	0	0	0	114
31	John Stephens	19	17	1	1	0	0	0	0	0	0	114
32	Harold Jackson	18	0	18	0	0	0	0	0	0	0	108
33	Cedric Jones	18	0	16	2	0	0	0	0	0	0	108
34	Carl Garrett	18	15	3	0	0	0	0	0	0	0	108
35	Jim Whalen	17	0	17	0	0	0	0	0	0	0	102
36	Daniel Graham	17	0	17	0	0	0	0	0	0	0	102
37	David Patten	17	1	16	0	0	0	0	0	0	0	102
38	Horace Ivory	17	14	2	1	0	0	0	0	0	0	102
39	Charlie Gogolak	0	0	0	0	42	42	0	20	36	0	102
40	Darryl Stingley	16	2	14	0	0	0	0	0	0	0	96
41	Mack Herron	16	9	6	1	0	0	0	0	0	0	96
42	Vito "Babe" Parilli	15	15	0	0	1	3	0	0	0	0	91
43	Don Hasselbeck	15	0	15	0	0	0	0	0	0	0	90
44	Billy Lott	15	7	8	0	0	0	0	0	0	0	90
45	Charlie Baumann	0	0	0	0	31	34	0	18	27	0	85
46	Deion Branch	14	0	14	0	0	0	0	0	0	0	84
47	Vincent Brisby	14	0	14	0	0	0	0	0	0	0	84
48	Shawn Jefferson	14	0	14	0	0	0	0	0	0	0	84
49	Derrick Ramsey	14	0	14	0	0	0	0	0	0	0	84
50	Christian Fauria	13	0	13	0	0	0	1	0	0	0	80
51	Laurence Maroney	13	12	1	0	0	0	1	0	0	0	80
52	Ron Sellers	13	0	13	0	0	0	0	0	0	0	78
53	Craig James	13	11	2	0	0	0	0	0	0	0	78
54	Leonard Russell	13	13	0	0	0	0	0	0	0	0	78
55	Benjamin Watson	13	0	13	0	0	0	0	0	0	0	78
56	David Givens	12	0	12	0	0	0	0	0	0	0	72
57	Robert Edwards	12	9	3	0	0	0	0	0	0	0	72
58	Marv Cook	11	0	11	0	0	0	0	0	0	0	66
59	Stephen Starring	11	0	11	0	0	0	0	0	0	0	66
60	Jeff White	0	0	0	0	21	25	0	14	25	0	63



NEW ENGLAND PATRIOTS 2007 STATS PACK

ALL-TIME PASSING

Rk	Name	Att	Cmp	Yards	Cmp%	Yds/Att	TD	TD%	Int	Int%	Lg	Sk	Yds	Rating
1	Drew Bledsoe	4518	2544	29,657	56.3%	6.56	166	3.7%	138	3.1%	86t	262	1778	75.9
2	Steve Grogan	3593	1879	26,886	52.3%	7.48	182	5.1%	208	5.8%	76t	247	2076	69.6
3	Tom Brady	3642	2294	26,370	63.0%	7.24	197	5.4%	86	2.4%	91t	203	1272	92.9
4	Vito "Babe" Parilli	2412	1140	16,747	47.3%	6.94	132	5.5%	138	5.7%	80t	56	529	64.8
5	Tony Eason	1500	876	10,732	58.4%	7.15	60	4.0%	48	3.2%	90t	166	1273	80.6
6	Jim Plunkett	1503	729	9,932	48.5%	6.61	62	4.1%	87	5.8%	88t	146	1317	59.7
7	Hugh Millen	612	370	4,276	60.5%	6.99	17	2.8%	28	4.6%	60t	87	583	71.8
8	Mike Taliaferro	680	305	3,920	44.9%	5.76	27	4.0%	44	6.5%	77	57	575	49.8
9	Ed "Butch" Songin	604	285	3,905	47.2%	6.47	36	6.0%	24	4.0%	78	na	na	71.7
10	Matt Cavanaugh	385	206	3,018	53.5%	7.84	19	4.9%	23	6.0%	75t	39	313	70.9
11	Marc Wilson	415	214	2,631	51.6%	6.34	9	2.2%	16	3.9%	65t	39	299	62.6
12	Doug Flutie	305	148	1,871	48.5%	6.13	11	3.6%	14	4.6%	80t	18	130	61.0
13	Tommy Hodson	315	171	1,809	54.3%	5.74	7	2.2%	11	3.5%	56	41	300	64.1
14	Tom Yewcic	206	87	1,374	42.2%	6.67	12	5.8%	12	5.8%	78t	na	na	60.2
15	Scott Zolak	244	124	1,314	50.8%	5.39	8	3.3%	7	2.9%	72	25	200	65.8
16	Tom Sherman	226	90	1,199	39.8%	5.31	12	5.3%	16	7.1%	87t	19	190	45.6
17	Joe Kapp	219	98	1,104	44.7%	5.04	3	1.4%	17	7.8%	48	27	231	32.6
18	Tom Ramsey	164	84	1,005	51.2%	6.13	6	3.7%	9	5.5%	40	16	96	59.6
19	Scott Secules	134	75	918	56.0%	6.85	2	1.5%	9	6.7%	82	7	28	54.3
20	Tom Owen	114	58	655	50.9%	5.75	3	2.6%	9	7.9%	32	9	82	44.3
21	Don Trull	81	27	442	33.3%	5.46	1	1.2%	7	8.6%	52	11	75	20.7
22	Brian Dowling	54	29	383	53.7%	7.09	2	3.7%	1	1.9%	42	4	63	81.0
23	Ed Wilson	46	20	257	43.5%	5.59	1	2.2%	3	6.5%	30	na	na	41.7
24	Matt Cassel	39	22	253	56.4%	6.49	2	5.1%	2	0.0%	36	4	16	71.8
25	Tom Greene	63	27	251	42.9%	3.98	1	1.6%	6	9.5%	31	na	na	20.1
26	Neil Graff	36	19	241	52.8%	6.69	2	5.6%	3	8.3%	31t	4	34	57.8
27	Jeff Carlson	49	18	232	36.7%	4.73	1	2.0%	3	6.1%	40	3	21	33.7
28	Andy Johnson	13	7	194	53.8%	14.92	4	30.8%	1	7.7%	66t	0	0	106.6
29	Bob Bleier	39	14	181	35.9%	4.64	1	2.6%	1	2.6%	35	3	28	49.2
30	Richard Christy	11	6	94	54.5%	8.55	2	18.2%	2	18.2%	39	na	na	83.1



NEW ENGLAND PATRIOTS 2007 STATS PACK

ALL-TIME RECEIVING LEADERS

PATRIOTS ALL-TIME RECEIVING LEADERS (BY RECEPTIONS)							
Rk	Name	Pos	No	Yds	Avg	Lg	TD
1	Troy Brown	WR	557	6366	11.4	82t	31
2	Stanley Morgan	WR	534	10352	19.4	76t	67
3	Ben Coates	TE	490	5471	11.2	84t	50
4	Irving Fryar	WR	363	5726	15.8	80t	38
5	Terry Glenn	WR	329	4669	14.2	86t	22
6	Kevin Faulk	RB	323	2818	8.7	52t	11
7	Gino Cappelletti	WR	292	4589	15.7	63t	42
8	Jim Colclough	WR	283	5001	17.7	78t	39
9	Tony Collins	RB	261	2356	9.0	49	12
10	Vincent Brisby	WR	217	3142	14.5	72	14
11	Deion Branch	WR	213	2744	12.9	66t	14
12	Sam Cunningham	RB	210	1905	9.1	41	6
13	Marv Cook	TE	210	1843	8.8	49	11
14	Russ Francis	TE	207	3157	15.3	53	28
15	Art Graham	WR	199	3107	15.6	80t	20
16	Cedric Jones	WR	191	2703	14.2	65t	16
17	Larry Garron	RB	185	2502	13.5	76t	25
18	Shawn Jefferson	WR	178	3081	17.3	76	14
19	Randy Vataha	WR	178	3055	17.2	88t	23
20	Michael Timpson	WR	172	2472	14.4	60t	8
21	David Patten	WR	165	2513	15.2	91t	16
22	Andy Johnson	RB	161	1807	11.2	53	9
23	David Givens	WR	158	2214	14.0	57	12
24	Harold Jackson	WR	156	3162	20.3	59	18
25	Jim Whalen	TE	153	2487	16.3	87t	17
26	Jim Nance	RB	129	844	6.5	45	1
27	Reggie Rucker	WR	126	1884	15.0	69t	10
28	Greg McMurtry	WR	120	1519	12.7	65t	4
29	Daniel Graham	TE	120	1393	11.6	48	17
30	Derrick Ramsey	TE	118	1412	12.0	39	14
31	Lin Dawson	TE	117	1233	10.5	42	8
32	Curtis Martin	RB	117	890	7.6	41	5
33	Benjamin Watson	TE	116	1489	12.8	40	13
34	Stephen Starring	WR	112	1865	16.7	76t	11
35	Wes Welker	WR	112	1175	10.5	42	8
36	Ron Burton	RB	111	1205	10.9	73t	8
37	Darryl Stingley	WR	110	1883	17.1	68	14
38	Tony Romeo	TE	110	1724	15.7	62	10
39	Carl Garrett	RB	107	1158	10.8	80t	3
40	David Meggett	RB	104	829	8.0	49t	1
41	Sam Gash	FB	104	826	7.9	30	6
42	John Stephens	RB	100	781	7.8	43	1
43	Don Hasselbeck	TE	99	1444	14.6	51	15
44	Randy Moss	WR	98	1493	15.2	65t	23
45	Kevin Turner	RB	98	856	8.7	32	6
46	Mosi Tatupu	RB	96	843	8.8	41	2
47	Hart Lee Dykes	WR	83	1344	16.2	42	7
48	Don Calhoun	RB	82	614	7.5	47	2
49	Craig James	RB	81	819	10.1	90t	2
50	Ron Sellers	WR	79	1477	18.7	77	13
51	Christian Fauria	TE	79	790	10.0	33	13
52	Bob Windsor	TE	74	915	12.4	36	6
53	Patrick Pass	RB	66	570	8.6	39	1
54	Leroy Thompson	RB	65	465	7.2	27t	5
55	Antowain Smith	RB	64	572	8.9	41t	3
56	Robert Perryman	RB	64	430	6.7	18	0
57	Eric Sievers	TE	62	692	11.2	46	0
58	Mack Herron	RB	61	789	12.9	29	6
59	Reche Caldwell	WR	61	760	12.5	62t	4
60	Tony Simmons	WR	57	981	17.2	63t	6

PATRIOTS ALL-TIME RECEIVING LEADERS (BY YARDS)							
Rk	Name	Pos	No	Yds	Avg	Lg	TD
1	Stanley Morgan	WR	534	10352	19.4	76t	67
2	Troy Brown	WR	557	6366	11.4	82t	31
3	Irving Fryar	WR	363	5726	15.8	80t	38
4	Ben Coates	TE	490	5471	11.2	84t	50
5	Jim Colclough	WR	283	5001	17.7	78t	39
6	Terry Glenn	WR	329	4669	14.2	86t	22
7	Gino Cappelletti	WR	292	4589	15.7	63t	42
8	Harold Jackson	WR	156	3162	20.3	59	18
9	Russ Francis	TE	207	3157	15.3	53	28
10	Vincent Brisby	WR	217	3142	14.5	72	14
11	Art Graham	WR	199	3107	15.6	80t	20
12	Shawn Jefferson	WR	178	3081	17.3	76	14
13	Randy Vataha	WR	178	3055	17.2	88t	23
14	Kevin Faulk	RB	323	2818	8.7	52t	11
15	Deion Branch	WR	213	2744	12.9	66t	14
16	Cedric Jones	WR	191	2703	14.2	65t	16
17	David Patten	WR	165	2513	15.2	91t	16
18	Larry Garron	RB	185	2502	13.5	76t	25
19	Jim Whalen	TE	153	2487	16.3	87t	17
20	Michael Timpson	WR	172	2472	14.4	60t	8
21	Tony Collins	RB	261	2356	9.0	49	12
22	David Givens	WR	158	2214	14.0	57	12
23	Sam Cunningham	RB	210	1905	9.1	41	6
24	Reggie Rucker	WR	126	1884	15.0	69t	10
25	Darryl Stingley	WR	110	1883	17.1	68	14
26	Stephen Starring	WR	112	1865	16.7	76t	11
27	Marv Cook	TE	210	1843	8.8	49	11
28	Andy Johnson	RB	161	1807	11.2	53	9
29	Tony Romeo	TE	110	1724	15.7	62	10
30	Greg McMurtry	WR	120	1519	12.7	65t	4
31	Randy Moss	WR	98	1493	15.2	65t	23
32	Benjamin Watson	TE	116	1489	12.8	40	13
33	Ron Sellers	WR	79	1477	18.7	77	13
34	Don Hasselbeck	TE	99	1444	14.6	51	15
35	Derrick Ramsey	TE	118	1412	12.0	39	14
36	Daniel Graham	TE	120	1393	11.6	48	17
37	Hart Lee Dykes	WR	83	1344	16.2	42	7
38	Lin Dawson	TE	117	1233	10.5	42	8
39	Ron Burton	RB	111	1205	10.9	73t	8
40	Wes Welker	WR	112	1175	10.5	42	8
41	Carl Garrett	RB	107	1158	10.8	80t	3
42	Tony Simmons	WR	57	981	17.2	63t	6
43	Bob Windsor	TE	74	915	12.4	36	6
44	Curtis Martin	RB	117	890	7.6	41	5
45	Kevin Turner	RB	98	856	8.7	32	6
46	Jim Nance	RB	129	844	6.5	45	1
47	Mosi Tatupu	RB	96	843	8.8	41	2
48	David Meggett	RB	104	829	8.0	49t	1
49	Sam Gash	FB	104	826	7.9	30	6
50	Craig James	RB	81	819	10.1	90t	2
51	Christian Fauria	TE	79	790	10.0	33	13
52	Mack Herron	RB	61	789	12.9	29	6
53	John Stephens	RB	100	781	7.8	43	1
54	Reche Caldwell	WR	61	760	12.5	62t	4
55	Donte' Stallworth	WR	46	697	15.2	69t	3
56	Eric Sievers	TE	62	692	11.2	46	0
57	Ray Crittenden	WR	44	672	15.3	44	4
58	Don Calhoun	RB	82	614	7.5	47	2
59	Antowain Smith	RB	64	572	8.9	41t	3
60	Patrick Pass	RB	66	570	8.6	39	1



NEW ENGLAND PATRIOTS 2007 STATS PACK

ALL-TIME RUSHING LEADERS

PATRIOTS ALL-TIME RUSHING LEADERS (BY YARDS)						
Rk	Name	Att	Yards	Avg	LG	TD
1	Sam Cunningham	1,385	5,453	3.9	75t	43
2	Jim Nance	1,323	5,323	4.0	65t	45
3	Tony Collins	1,191	4,647	3.9	54	32
4	Curtis Martin	958	3,799	4.0	70t	32
5	Don Calhoun	820	3,391	4.1	73	23
6	John Stephens	891	3,249	3.6	52	17
7	Corey Dillon	753	3,180	4.2	50	37
8	Larry Garron	763	2,981	3.9	85t	14
9	Antowain Smith	721	2,781	3.9	44	21
10	Kevin Faulk	695	2,666	3.8	45t	11
11	Craig James	585	2,469	4.2	73	11
12	Leonard Russell	689	2,437	3.5	24	13
13	Mosi Tatupu	612	2,415	3.9	55	18
14	Carl Garrett	537	2,235	4.2	80t	15
15	Steve Grogan	443	2,176	4.9	41t	35
16	Andy Johnson	491	2,017	4.1	69t	13
17	Laurence Maroney	360	1,580	4.4	59t	12
18	Ron Burton	429	1,536	3.6	59	9
19	Horace Ivory	329	1,336	4.1	52	14
20	Mack Herron	353	1,298	3.7	53	9
21	Robert Perryman	369	1,294	3.5	48	9
22	Vagas Ferguson	290	1,163	4.0	44	5
23	Robert Edwards	291	1,115	3.8	53	9
24	Jim Crawford	302	1,078	3.6	39t	5
25	Josh Ashton	247	950	3.8	35	3
26	Babe Parilli	228	949	4.2	33t	15
27	Terry Allen	254	896	3.5	22t	8
28	Jim Plunkett	159	817	5.1	37	9
29	Mark van Eeghen	177	744	4.2	17	2
30	Robert Weathers	159	733	4.6	77	4
31	Marion Butts	243	703	2.9	26	8
32	Jon Vaughn	144	597	4.1	36	3
33	Billy Lott	143	573	4.0	38	8
34	Reggie Dupard	186	571	3.1	49	6
35	John Tarver	155	554	3.6	28	7
36	Drew Bledsoe	270	553	2.0	25	2
37	Tom Brady	278	533	1.9	22	5
38	J.R. Redmond	164	527	3.2	20	1
39	Patrick Pass	128	526	4.1	31	3
40	Tony Eason	126	474	3.8	26	6
41	J.D. Garrett	116	434	3.7	58	3
42	David Meggett	120	432	3.6	25	3
43	Heath Evans	112	430	3.8	21	2
44	Tom Yewcic	72	424	5.9	46	4
45	Al Miller	101	416	4.2	33	1
46	Sammy Morris	85	384	4.5	49	3
47	Kevin Turner	96	382	4.0	49	1
48	Marvin Allen	94	378	4.0	29	2
49	Richard Christy	78	363	4.7	48	4
50	R.C. Gamble	94	346	3.7	45	1
51	Leroy Thompson	102	312	3.1	13	2
52	Doug Flutie	65	308	5.2	22	1
53	Sam Gash	105	291	2.8	14	2
54	Ike Forte	87	257	3.0	26	3
55	Corey Croom	73	252	3.5	22	1
56	Darryl Stingley	28	244	8.7	34t	2
57	Bob Gladioux	65	239	3.7	31	0
58	Marc Edwards	82	237	2.9	17	1
59	Sedrick Shaw	48	236	4.9	71	0
60	Donnie Thomas	88	215	2.4	25	2

PATRIOTS ALL-TIME RUSHING LEADERS (BY TDS)						
Rk	Name	Att	Yards	Avg	LG	TD
1	Jim Nance	1,323	5,323	4.0	65t	45
2	Sam Cunningham	1,385	5,453	3.9	75t	43
3	Corey Dillon	753	3,180	4.2	50	37
4	Steve Grogan	443	2,176	4.9	41t	35
5	Tony Collins	1,191	4,647	3.9	54	32
6	Curtis Martin	958	3,799	4.0	70t	32
7	Don Calhoun	820	3,391	4.1	73	23
8	Antowain Smith	721	2,781	3.9	44	21
9	Mosi Tatupu	612	2,415	3.9	55	18
10	John Stephens	891	3,249	3.6	52	17
11	Carl Garrett	537	2,235	4.2	80t	15
12	Babe Parilli	228	949	4.2	33t	15
13	Larry Garron	763	2,981	3.9	85t	14
14	Horace Ivory	329	1,336	4.1	52	14
15	Leonard Russell	689	2,437	3.5	24	13
16	Andy Johnson	491	2,017	4.1	69t	13
17	Laurence Maroney	360	1,580	4.4	59t	12
18	Kevin Faulk	695	2,666	3.8	45t	11
19	Craig James	585	2,469	4.2	73	11
20	Ron Burton	429	1,536	3.6	59	9
21	Mack Herron	353	1,298	3.7	53	9
22	Robert Perryman	369	1,294	3.5	48	9
23	Robert Edwards	291	1,115	3.8	53	9
24	Jim Plunkett	159	817	5.1	37	9
25	Terry Allen	254	896	3.5	22t	8
26	Marion Butts	243	703	2.9	26	8
27	Billy Lott	143	573	4.0	38	8
28	John Tarver	155	554	3.6	28	7
29	Reggie Dupard	186	571	3.1	49	6
30	Tony Eason	126	474	3.8	26	6
31	Vagas Ferguson	290	1,163	4.0	44	5
32	Jim Crawford	302	1,078	3.6	39t	5
33	Tom Brady	278	533	1.9	22	5
34	Michael Cloud	50	177	3.5	42	5
35	Harry Crump	49	120	2.5	21	5
36	Robert Weathers	159	733	4.6	77	4
37	Tom Yewcic	72	424	5.9	46	4
38	Richard Christy	78	363	4.7	48	4
39	Josh Ashton	247	950	3.8	35	3
40	Jon Vaughn	144	597	4.1	36	3
41	Patrick Pass	128	526	4.1	31	3
42	J.D. Garrett	116	434	3.7	58	3
43	David Meggett	120	432	3.6	25	3
44	Sammy Morris	85	384	4.5	49	3
45	Ike Forte	87	257	3.0	26	3
46	Matt Cavanaugh	39	190	4.9	22	3
47	Allan Clark	28	140	5.0	19	3
48	Brian Dowling	7	35	5.0	11	3
49	Don Trull	19	35	1.8	10	3
50	Mark van Eeghen	177	744	4.2	17	2
51	Drew Bledsoe	270	553	2.0	25	2
52	Heath Evans	112	430	3.8	21	2
53	Marvin Allen	94	378	4.0	29	2
54	Leroy Thompson	102	312	3.1	13	2
55	Sam Gash	105	291	2.8	14	2
56	Darryl Stingley	28	244	8.7	34t	2
57	Donnie Thomas	88	215	2.4	25	2
58	Jess Phillips	29	191	6.6	46	2
59	Marrio Grier	60	180	3.0	26	2
60	Tony Carter	45	119	2.6	9	2



NEW ENGLAND PATRIOTS 2007 STATS PACK

ALL-TIME INTERCEPTION LEADERS

PATRIOTS ALL-TIME INTERCEPTION LEADERS						
Rk	Name	No	Yards	Avg	LG	TD
1	Ty Law	36	583	16.2	65t	6
2	Raymond Clayborn	36	555	15.4	85	1
3	Ron Hall	29	476	16.4	87	1
4	Fred Marion	29	457	15.8	83	1
5	Roland James	29	383	13.2	46	0
6	Mike Haynes	28	393	14.0	50	1
7	Maurice Hurst	27	263	9.7	36	1
8	Ronnie Lippett	24	420	17.5	73	2
9	Nick Buoniconti	24	223	9.3	41	0
10	Asante Samuel	22	313	14.2	55t	3
11	Don Webb	21	366	17.4	59	2
12	Lawyer Milloy	19	123	6.5	30t	1
13	Ron Bolton	18	116	6.4	56	0
14	Steve Nelson	17	226	13.3	37	0
15	Tim Fox	17	215	12.6	29	0
16	Rick Sanford	16	198	12.4	99t	1
17	Tom Addison	16	103	6.4	17	1
18	Prentice McCray	15	352	23.5	63t	2
19	Ross O'Hanley	15	288	19.2	61	1
20	Chuck Shonta	15	261	17.4	52	0
21	Willie Clay	13	178	13.7	53t	1
22	Dick Felt	12	199	16.6	35	0
23	Tedy Bruschi	12	187	15.6	48t	4
24	Otis Smith	10	278	27.8	78t	2
25	Larry Carwell	10	186	18.6	53t	1
26	Vincent Brown	10	95	9.5	49t	1
27	Bob Howard	10	90	9.0	44t	1
28	Eugene Wilson	10	74	7.4	14	1
29	Mike Vrabel	10	68	6.8	24t	1
30	Leroy Mitchell	10	50	5.0	20	0
31	Phil Philpott	9	91	10.1	23	0
32	Fred Bruney	8	125	15.6	33t	1
33	Tom Hennessey	8	113	14.1	33	0
34	Bob Suci	7	277	39.6	98t	2
35	Sam Hunt	7	189	27.0	68t	1
36	Terrell Buckley	7	126	18.0	52t	1
37	Tyrone Poole	7	102	14.6	44	0
38	Johnny Rembert	7	70	10.0	37	0
39	Clyde Washington	7	58	8.3	33	0
40	Jerome Henderson	7	52	7.4	34	0
41	Rodney Harrison	7	16	2.3	12	0
42	John Charles	6	110	18.3	35t	1
43	Rod McSwain	6	89	14.8	42	0
44	Ellis Hobbs	6	87	14.5	70	0
45	John Sanders	6	75	12.5	23t	1
46	Lawrence McGrew	6	49	8.2	27	0
47	Ricky Reynolds	6	24	4.0	11	0
48	Honor Jackson	5	133	26.6	55	0
49	Myron Guyton	5	86	17.2	45	0
50	Daryl Johnson	5	85	17.0	42	0
51	Randall Gay	5	75	15.0	31	0
52	Don Blackmon	5	63	12.6	39	0
53	Mike Hawkins	5	56	11.2	35t	1
54	Rod Shoate	5	50	10.0	42t	1
55	Jimmy Hitchcock	4	118	29.5	100t	1
56	James Sanders	4	103	25.8	42	1
57	Harlon Barnett	4	91	22.8	40	0
58	Willie McGinest	4	90	22.5	46t	2
59	Larry Whigham	4	81	20.3	60t	1
60	Gino Cappelletti	4	68	17.0	27	0

YARDAGE LEADERS		
Rk	Name	Yards
1	Ty Law	583
2	Raymond Clayborn	555
3	Ron Hall	476
4	Fred Marion	457
5	Ronnie Lippett	420
6	Mike Haynes	393
7	Roland James	383
8	Don Webb	366
9	Prentice McCray	352
10	Asante Samuel	313
11	Ross O'Hanley	288
12	Otis Smith	278
13	Bob Suci	277
14	Maurice Hurst	263
15	Chuck Shonta	261
16	Steve Nelson	226
17	Nick Buoniconti	223
18	Tim Fox	215
19	Dick Felt	199
20	Rick Sanford	198
21	Sam Hunt	189
22	Tedy Bruschi	187
23	Larry Carwell	186
24	Willie Clay	178
25	Honor Jackson	133
26	Terrell Buckley	126
27	Fred Bruney	125
28	Lawyer Milloy	123
29	Jimmy Hitchcock	118
30	Ron Bolton	116
31	Tom Hennessey	113
32	John Charles	110
33	Tom Addison	103
34	James Sanders	103
35	Tyrone Poole	102
36	Art McMahon	99
37	Vincent Brown	95
38	Phil Philpott	91
39	Harlon Barnett	91
40	Bob Howard	90
41	Victor Green	90
42	Willie McGinest	90
43	Rod McSwain	89
44	John Outlaw	89
45	Ellis Hobbs	87
46	Myron Guyton	86
47	Daryl Johnson	85
48	Jim Cheyunski	82
49	Chris Singleton	82
50	Larry Whigham	81
51	Jim Lee	78
52	John Sanders	75
53	Randall Gay	75
54	Eugene Wilson	74
55	Johnny Rembert	70
56	Jay Cunningham	70
57	Mike Vrabel	68
58	Gino Cappelletti	68
59	Terry Ray	66
60	Adalius Thomas	65



NEW ENGLAND PATRIOTS 2007 STATS PACK

ALL-TIME PUNTING LEADERS

PATRIOTS ALL-TIME PUNTING LEADERS (By Average)								
Rk	Name	No	Yds	Avg	LG	TB	In20	Blk
1	Tom Tupa	215	9602	44.7	73	30	51	1
2	Josh Miller	175	7628	43.6	69	16	53	1
3	Luke Prestridge	44	1884	42.8	89	5	8	0
4	Rich Camarillo	468	19922	42.6	76	60	106	4
5	Mike Saxon	73	3096	42.4	59	7	25	3
6	Lee Johnson	203	8578	42.3	76	22	57	0
7	Bryan Wagner	37	1557	42.1	57	4	13	0
8	Chris Hanson	44	1821	41.4	64	6	13	0
9	Todd Sauerbrun	10	408	40.8	58	0	2	0
10	Bob Scarpitto	34	1382	40.6	87	na	na	2
11	Shawn McCarthy	169	6862	40.6	93	7	35	2
12	Terry Swanson	127	5081	40.0	62	na	na	2
13	Pat O'Neill	110	4355	39.6	67	9	39	0
14	Jeff Feagles	244	9626	39.5	74	18	55	3
15	Tom Janik	243	9516	39.2	na	na	na	1
16	Adam Wagner	14	548	39.1	54	0	0	0
17	Ken Walter	211	8141	38.6	58	14	73	2
18	Tom Yewcic	378	14553	38.5	70	na	na	9
19	Pat Studstill	75	2859	38.1	57	na	na	1
20	Mike Hubach	82	3118	38.0	69	4	14	0
21	Mike Patrick	225	8481	37.7	64	20	25	3
22	Bruce Barnes	100	3738	37.4	53	na	na	0
23	Dave Chapple	26	967	37.2	57	na	na	0
24	Jim Fraser	55	2044	37.2	68	na	na	2
25	Tom Greene	61	2253	36.9	66	na	na	1
26	Eddie Hare	83	3038	36.6	58	11	20	1
27	Brooks Barnard	10	365	36.5	49	1	4	0
28	Babe Parilli	5	180	36.0	45	na	na	0
29	Tom Brady	1	36	36.0	36	0	1	0
30	Jerrel Wilson	54	1921	35.6	57	4	14	0
31	Alan Herline	25	861	34.4	50	4	1	1
32	Ed Wilson	6	194	32.3	49	na	na	1
33	Clyde Washington	17	539	31.7	48	na	na	0
34	Adam Vinatieri	2	60	30.0	33	0	2	0
35	Ken Hartly	9	266	29.6	41	2	0	0
36	Matt Bahr	1	29	29.0	29	1	0	0
37	Jeff White	6	163	27.2	51	na	na	0

PATRIOTS PUNTING LEADERS (Yardage)					
Rk	Name	No	Yds	Avg	LG
1	Rich Camarillo	468	19922	42.6	76
2	Tom Yewcic	378	14553	38.5	70
3	Jeff Feagles	244	9626	39.5	74
4	Tom Tupa	215	9602	44.7	73
5	Tom Janik	243	9516	39.2	na
6	Lee Johnson	203	8578	42.3	76
7	Mike Patrick	225	8481	37.7	64
8	Ken Walter	211	8141	38.6	58
9	Josh Miller	175	7628	43.6	69
10	Shawn McCarthy	169	6862	40.6	93
11	Terry Swanson	127	5081	40.0	62
12	Pat O'Neill	110	4355	39.6	67
13	Bruce Barnes	100	3738	37.4	53
14	Mike Hubach	82	3118	38.0	69
15	Mike Saxon	73	3096	42.4	59
16	Eddie Hare	83	3038	36.6	58
17	Pat Studstill	75	2859	38.1	57
18	Tom Greene	61	2253	36.9	66
19	Jim Fraser	55	2044	37.2	68
20	Jerrel Wilson	54	1921	35.6	57
21	Luke Prestridge	44	1884	42.8	89
22	Chris Hanson	44	1821	41.4	64
23	Bryan Wagner	37	1557	42.1	57
24	Bob Scarpitto	34	1382	40.6	87
25	Dave Chapple	26	967	37.2	57
26	Alan Herline	25	861	34.4	50
27	Adam Wagner	14	548	39.1	54
28	Clyde Washington	17	539	31.7	48
29	Todd Sauerbrun	10	408	40.8	58
30	Brooks Barnard	10	365	36.5	49
31	Ken Hartly	9	266	29.6	41
32	Ed Wilson	6	194	32.3	49
33	Babe Parilli	5	180	36.0	45
34	Jeff White	6	163	27.2	51
35	Adam Vinatieri	2	60	30.0	33
36	Tom Brady	1	36	36.0	36
37	Matt Bahr	1	29	29.0	29



NEW ENGLAND PATRIOTS 2007 STATS PACK

THE LAST TIME

(REGULAR SEASON)

OVERTIME VICTORY

Patriots 23, Texans 20 at Houston on Nov. 23, 2003

OVERTIME LOSS

Bills 16, Patriots 13 at Foxboro, Nov. 5, 2000

TIED GAME

Patriots 31, Chargers 31 at San Diego on Oct. 8, 1967

SHUTOUTS

Patriots: 35-0 at Green Bay on Nov. 19, 2006

Opponents: 0-21 at Miami on Dec. 10, 2006

TOUCHDOWNS SCORED BY OFFENSE, DEFENSE AND SPECIAL TEAMS

Patriots: at Cleveland on Dec. 5, 2004

AT LEAST 6 TOUCHDOWNS

Patriots: 8 vs. Buffalo on Nov. 18, 2007 (2 rushing, 5 passing, 1 return)

GAME OPENING SCORES

SCORING A TOUCHDOWN ON OPENING KICKOFF

Patriots: at Cleveland on Dec. 5, 2004 (Bethel Johnson - 93 yards)

SCORING A TOUCHDOWN ON FIRST PLAY FROM SCRIMMAGE

Patriots:

Opponents: Buffalo on Sept. 10, 2006 (London Fletcher-Baker 5-yd FR returned for TD)

SCORING A TOUCHDOWN ON OPENING DRIVES

Patriots: vs. Miami on Dec. 23, 2007 (10-72; 5:15)

Opponents: at New York Giants on Dec. 29, 2007 (7-74; 4:01)

SCORING A TOUCHDOWN ON FIRST TWO DRIVES

Patriots: at Buffalo on Nov. 18, 2007 (2-13; 0:34)(6-63; 2:18)

Opponents: Indianapolis on Nov. 5, 2006 (9-68; 4:43)(8-82; 4:29)

OFFENSIVE TEAM TOTALS

400 TOTAL NET YARDS

Patriots: 400 vs. Miami on Dec. 23, 2007 (196 rush, 204 pass)

Opponents: 400 vs. Denver on Sept. 24, 2006 (144 rush, 256 pass)

500 TOTAL NET YARDS

Patriots: 510 at Buffalo on Nov. 18, 2007 (127 rush, 383 pass)

Opponents: 525, at Miami on Sept. 4, 1994 (69 rush, 456 pass)

200 NET YARDS RUSHING

Patriots: 236, at Cincinnati on Oct. 1, 2006

Opponents: 221, at Pittsburgh on Oct. 31, 2004

300 NET YARDS RUSHING

Patriots: 328, vs. N.Y. Jets on Sept. 18, 1983

Opponents: 304, at Philadelphia on Nov. 4, 1990

300 NET YARDS PASSING

Patriots: 345 at New York Giants on Dec. 29, 2007

Opponents: 336 vs. Philadelphia on Nov. 25, 2007

400 NET YARDS PASSING

Patriots: 414, vs. Miami on Nov. 23, 1998

Opponents: 413, vs. Jacksonville on Sept. 22, 1996

NO SACKS ALLOWED

Patriots: vs. Pittsburgh on Dec. 9, 2007

Opponents: at Baltimore on Dec. 3, 2007

NO SACKS ALLOWED BY BOTH TEAMS

Both Teams: vs. Denver on Sept. 24, 2006

NO TURNOVERS - BOTH TEAMS

Both Teams: at New York Jets on Sept. 9, 2007



NEW ENGLAND PATRIOTS 2007 STATS PACK

THE LAST TIME

INDIVIDUAL OFFENSIVE PERFORMANCES

RUSHING

100 YARDS RUSHING

Patriots: 156, Laurence Maroney vs. Miami on Dec. 23, 2007
Opponents: 124, Willie Parker vs. Pittsburgh on Dec. 9, 2007

200 YARDS RUSHING

Patriots: 212, Tony Collins vs. NY Jets on Sept. 18, 1983
Opponents: 217, LaDainian Tomlinson at San Diego on Sept. 29, 2002

2 RUSHING TOUCHDOWNS

Patriots: 2, Laurence Maroney at New York Giants on Dec. 29, 2007
Opponents: 2, Maurice Jones-Drew at Jacksonville on Dec. 24, 2006

3 OR MORE RUSHING TOUCHDOWNS

Patriots: 3, Corey Dillon vs. Detroit on Dec. 3, 2006
Opponents: 3, Stephen Davis at Carolina on Sept. 18, 2005

RECEIVING

10 OR MORE RECEPTIONS

Patriots: 11, Wes Welker at New York Giants on Dec. 29, 2007
Opponents: 10, TJ Houshmandzadeh at Cincinnati on Oct. 1, 2007

100 YARDS RECEIVING

Patriots: Wes Welker (122) and Randy Moss (100) at New York Giants on Dec. 29, 2007
Opponents: 114, Joseph Addai at Indianapolis on Nov. 4, 2007

2 RECEIVING TOUCHDOWNS

Patriots: 2, Randy Moss at New York Giants on Dec. 29, 2007
Opponents: 2, Plaxico Burress at New York Giants on Dec. 29, 2007

3 OR MORE RECEIVING TOUCHDOWNS

Patriots: 4, Randy Moss at Buffalo on Nov. 18, 2007
Opponents: 3, Marvin Harrison vs. Indianapolis on Sept. 19, 1999

4 OR MORE RECEIVING TOUCHDOWNS

Patriots: 4, Randy Moss at Buffalo on Nov. 18, 2007

PASSING

300-YARD PASSER

Patriots: 356, Tom Brady at New York Giants on Dec. 29, 2007
Opponents: 345, A.J. Feeley vs. Philadelphia on Nov. 25, 2007

400-YARD PASSER

Patriots: 410, Tom Brady vs. Kansas City on Sept. 22, 2002
Opponents: 401, Kurt Warner vs. St. Louis on Nov. 18, 2001

4 TOUCHDOWN PASSES

Patriots: 4, Tom Brady vs. Pittsburgh on Dec. 9, 2007
Opponents: 4, Eli Manning at New York Giants on Dec. 29, 2007

5 TOUCHDOWN PASSES

Patriots: 5, Tom Brady at Buffalo on Nov. 18, 2007
Opponents: 5, Dan Marino at Miami on Sept. 4, 1996



NEW ENGLAND PATRIOTS 2007 STATS PACK

THE LAST TIME

MULTIPLE MILESTONE PERFORMANCES

TWO 100-YARD RUSHERS

Patriots: Tony Collins (103) and Mark van Eeghen (100) at Seattle on Dec. 19, 1982
Opponents: Randall Cunningham (124) and Heath Sherman (113) vs. Philadelphia on Nov. 4, 1990

2 RECEIVERS TO HAVE 10 OR MORE RECEPTIONS

Patriots: Leroy Thompson (11), Michael Timpson (10), Ben Coates (10) vs. Minnesota on 11/13/94
Opponents: none

TWO 100-YARD RECEIVERS

Patriots: Wes Welker (122) and Randy Moss (100) at New York Giants on Dec. 29, 2007
Opponents: Jerricho Cotchery (121), Laveranues Coles (100) at New York Jets on Sept. 17, 2006

100-YARD RUSHER AND 100-YARD RECEIVER

Patriots: Sammy Morris (102 rush) and Benjamin Watson (107 rec.) vs. Cleveland on Oct. 7, 2007
Opponents: Joseph Addai (112 rush and 114 rec.) at Indianapolis on Nov. 4, 2007

100-YARD RUSHER, 100-YARD RECEIVER, 300-YARD PASSER

Patriots: Laurence Maroney (103 rush), Randy Moss (115 rec.) and Tom Brady (311 passing) vs. Buffalo on Sept. 23, 2007
Opponents: E. James (104 rush), Marvin Harrison (128 rec.), Reggie Wayne (124 rec.)
and Peyton Manning (321 passing) vs. Indianapolis 11/7/05

TOUCHDOWN RUSH, TOUCHDOWN RECEPTION, TOUCHDOWN PASS

Patriots: David Patten (29-yd run, 91 and 6-yd rec., 60-yd pass) at Indianapolis on Oct. 21, 2001
Opponents: none

INDIVIDUAL DEFENSIVE PERFORMANCES

INTERCEPTION RETURNED FOR A TOUCHDOWN

Patriots: 5 yards, Eugene Wilson (Kellen Clemens) vs. NY Jets on Dec. 16, 2007
Opponents: 36 yards, Jason Taylor (Matt Cassel) at Miami on Oct. 21, 2007

TWO INTERCEPTIONS RETURNED FOR TOUCHDOWNS

Patriots: Otis Smith (76 yards) and Ty Law (46 yards) at Carolina on Jan. 6, 2002

AT LEAST TWO INTERCEPTIONS

Patriots: 2, Asante Samuel (AJ Feeley) vs. Philadelphia on Nov. 25, 2007
Opponents: 2, Cato June vs. Indianapolis on Nov. 5, 2006

AT LEAST THREE INTERCEPTIONS

Patriots: 3, Asante Samuel vs. Chicago on Nov. 26, 2006
Opponents: 3, Greg Wesley at Kansas City on Nov. 27, 2005

FUMBLE RECOVERED IN THE END ZONE FOR A TOUCHDOWN

Patriots: Jarvis Green vs. Baltimore on Nov. 28, 2004
Opponents: Leonard Little at St. Louis on Nov. 7, 2004

FUMBLE RETURNED FOR A TOUCHDOWN

Patriots: Ellis Hobbs (35 yards) at Buffalo on Nov. 18, 2007
Opponents: Jason Hatcher (29 yards) at Dallas on Oct. 14, 2007

AT LEAST THREE QUARTERBACK SACKS

Patriots: 3, Mike Vrabel vs. Miami on Dec. 23, 2007
Opponents: 3, Mike Mamula at Philadelphia on Dec. 19, 1999

SAFETY

Patriots: Ty Warren sack of JP Losman vs. Buffalo on Sept. 10, 2006
Opponents: Tom Brady (sacked) fumble recovered in end zone by Heath Evans (Jared DeVries)
vs. Detroit on Dec. 3, 2006



NEW ENGLAND PATRIOTS 2007 STATS PACK

THE LAST TIME

INDIVIDUAL SPECIAL TEAMS PERFORMANCES

KICKOFF RETURNED FOR TOUCHDOWN

Patriots: Ellis Hobbs (108 yards) at New York Jets on Sept. 9, 2007
Opponents: Domenick Hixon (74 yards) at New York Giants on Dec. 29, 2007

PUNT RETURNED FOR TOUCHDOWN

Patriots: Troy Brown (68 yards) at Carolina on Jan. 6, 2002
Opponents: Pacman Jones (81 yards) at Tennessee on Dec. 31, 2006

BLOCKED PUNT

Patriots: Kelley Washington (Ben Graham) vs. NY Jets on Dec. 16, 2007
Opponents: David Bowens (Chris Hanson) vs. NY Jets on Dec. 16, 2007

BLOCKED PUNT RETURNED/RECOVERED FOR A TOUCHDOWN

Patriots: Tedy Bruschi (4 yards) at Baltimore on Oct. 6, 1996
Opponents: David Bowens (Chris Hanson) 26 yards vs. NY Jets on Dec. 16, 2007

BLOCKED FIELD GOAL ATTEMPT

Patriots: Richard Seymour (Robbie Gould) 45-yard attempt vs. Chicago on Nov. 26, 2006
Opponents: Domanique Foxworth (Stephen Gostkowski) 37-yard attempt vs. Denver on Sept. 24, 2006

MULTIPLE BLOCKED KICKS

Patriots: Chad Eaton at Buffalo on Dec. 17, 2000 (2 Steve Christie FG Attempts)

FAKE PUNT

Patriots: vs. Cincinnati on Dec. 12, 2004 (Upback Larry Izzo rush for 0 yds)

FAKE FIELD GOAL ATTEMPT

Patriots: vs. St. Louis on Nov. 7, 2004 (Vinatieri TD pass to Troy Brown)
Opponents: vs. Cincinnati on Dec. 12, 2004 (Holder Kyle Larson 19-yd TD run)

FAKE PAT ATTEMPT

Patriots: Kansas City on Sept. 22, 2002 (Ken Walter run failed)

BLOCKED PAT

Patriots: Tebucky Jones at Miami on Oct. 6, 2002 (Olindo Mare)
Opponents: Tony Brown at Tennessee on Dec. 31, 2006 (Stephen Gostkowski)

PAT KICK MISSED (not blocked)

Patriots: Adam Vinatieri vs. Buffalo on Oct. 27, 1996 (wide left)
Opponents: Doug Pelfrey at Cincinnati on Sept. 18, 1994 (wide right)

4 FIELD GOALS IN A GAME

Patriots: Adam Vinatieri (5-of-5) vs. Buffalo on Nov. 14, 2004
Opponents: Lawrence Tynes (4-of-4) at Kansas City on Nov. 27, 2005

5 FIELD GOALS IN A GAME

Patriots: Adam Vinatieri (5-of-5) vs. Buffalo on Nov. 14, 2004
Opponents: Olindo Mare (6-of-6) vs. Miami on Oct. 17, 1999

Bold Indicates 2007 Entry