



Gillette Stadium ★ One Patriot Place ★ Foxborough, MA 02035 ★ 508.384.9105 ★ Fax: 508.543.9053 ★ www.patriots.com ★ http://media.patriots.com

## PATRIOTS FACE DIVISION RIVAL DOLPHINS IN S. FLORIDA

## MEDIA SCHEDULE

## TUESDAY, OCTOBER 16

Players Off – No Media Availability

## WEDNESDAY, OCTOBER 17

10:00 – 11:20 a.m. Media Check-In at Pro Shop

10:50 – 11:10 a.m. Coach Belichick Press Conf.  
(In Media Workroom)

11:10 – 11:55 a.m. Open Locker Room

Approx. 12:55 p.m. Media Availability at Practice

11:30 – 11:40 a.m. Cam Cameron Conf. Call

11:45 – 11:55 a.m. Jason Taylor Conf. Call

## THURSDAY, OCTOBER 18

10:00 – 11:20 a.m. Media Check-In at Pro Shop

10:50 – 11:10 a.m. Coach Belichick Press Conf.  
(In Media Workroom)

11:10 – 11:55 a.m. Open Locker Room

Approx. 12:40 p.m. Media Availability at Practice

## FRIDAY, OCTOBER 19

10:00 – 11:20 a.m. Media Check-In at Pro Shop

10:45 – 11:00 a.m. Coach Belichick Press Conf.  
(In Media Workroom)

11:00 – 11:45 a.m. Open Locker Room

Approx. 11:55 a.m. Media Availability at Practice

## SATURDAY, OCTOBER 20

Travel to Miami – No Media Availability

## SUNDAY, OCTOBER 21

1:00 p.m. Patriots at Miami Dolphins

## 2007 PATRIOTS SCHEDULE

Sun., Sept. 9	at N.Y. Jets	W	38-14
Sun., Sept. 16	San Diego	W	38-14
Sun., Sept. 23	Buffalo	W	38-7
Mon., Oct. 1	at Cincinnati	W	34-13
Sun., Oct. 7	Cleveland	W	34-17
Sun., Oct. 14	at Dallas	W	48-27
Sun., Oct. 21	at Miami	1:00	CBS
Sun., Oct. 28	Washington	4:15	FOX
Sun., Nov. 4	at Indianapolis	4:15	CBS
Sun., Nov. 11	BYE WEEK		
Sun., Nov. 18	at Buffalo	1:00*	CBS*
Sun., Nov. 25	Philadelphia	8:15*	NBC*
Mon., Dec. 3	at Baltimore	8:30	ESPN
Sun., Dec. 9	Pittsburgh	1:00*	CBS*
Sun., Dec. 16	N.Y. Jets	1:00*	CBS*
Sun., Dec. 23	Miami	1:00*	CBS*
Sat., Dec. 29	at N.Y. Giants	8:15	NFL Net

\*Game subject to possible flexible scheduling adjustment.

## AFC EAST STANDINGS

Team	W	L	T	Pct.	PF	PA
NEW ENGLAND	6	0	0	1.000	230	92
Buffalo Bills	1	4	0	.200	65	118
New York Jets	1	5	0	.167	105	154
Miami Dolphins	0	6	0	.000	128	182

## NEW ENGLAND PATRIOTS (6-0) at MIAMI DOLPHINS (0-6)

Sunday, October 21, 2007 ★ Dolphin Stadium (75,540) ★ 1:00 p.m. EDT

The Patriots are 6-0 for just the second time in the team's 48-year history and will try to set a record for the franchise's best start to a season in a place where it has been historically hard for New England to win. Miami has defeated the Patriots in five of their last seven visits to South Florida, including a 21-0 shutout last season. In its history, New England has traveled to Miami 14 times during the months of September and October and has won just once.

## STRONG START

The Patriots have begun the 2007 season with a 6-0 record, tying the 2004 team for the most consecutive victories to begin a season in franchise history. With a victory this week, the Patriots would be 7-0 for the first time in franchise history.

## BEST RECORDS THROUGH SIX GAMES IN FRANCHISE HISTORY

<u>6-0</u>	<u>5-1</u>	<u>4-1-1</u>
2007, 2004	1974, 1997	1964

## SWEET SEVENTEEN

The Patriots have won each of their six games this season by at least 17 points, tying the NFL record for consecutive victories by 17 points or more to begin a season. New England has won by 24, 24, 31, 21, 17 and 21 points this season, tying the mark also achieved by the 1999 St. Louis Rams, who won their first six games by 17, 28, 28, 22, 28 and 31 points. The 1999 Rams lost their seventh game of the season at Tennessee, 24-21.

## BROADCAST INFORMATION

**TELEVISION:** This week's game will be broadcast by CBS. The game can be seen in Boston on WBZ-TV Channel 4. Greg Gumbel will handle play-by-play duties with Dan Dierdorf providing analysis.

**RADIO:** WBCN 104.1 FM is the flagship station for the Patriots Rock Radio Network. A complete listing of the network's 33 stations can be found in this press release. Play-by-play broadcaster Gil Santos is in his 31st season as the voice of the Patriots and will call the action along with Patriots Hall of Famer Gino Cappelletti. Santos and Cappelletti are celebrating their 24th season as a tandem.

## PATRIOTS MEDIA WEBSITE

The Patriots' media-only website, located at <http://media.patriots.com>, will be updated for registered users throughout the season with all the latest media information, schedules, rosters and press releases. In addition to up-to-date information, the site's archives allow access to all of the Patriots media materials dating back to the 2002 season. The site also serves as the Patriots primary credentialing system for the 2007 season.

## PRO BOWL BALLOTING UNDERWAY

NFL Pro Bowl balloting runs from Oct. 15 through Dec. 11. Fans may vote for their favorite NFL players to represent the AFC and NFC in the 2008 Pro Bowl in Honolulu on Sunday, Feb. 10. Fans may vote online at [nfl.com/probowl](http://nfl.com/probowl) or by sending the text message "PRO" to 7777 from a phone with Sprint wireless service. The AFC and NFC All-Star squads are determined by the consensus votes of fans, players and coaches. Each group's vote counts one-third towards determining each conference's 43-man roster. The Pro Bowl teams will be announced at 4:00 p.m. EST on Tuesday, Dec. 18 in a Pro Bowl Selection Show on NFL Network.

## MEDIA RELATIONS CONTACTS

Stacey James.....Vice President of Media Relations.....[staceyj@patriots.com](mailto:staceyj@patriots.com).. 508-384-9105  
Casey O'Connell...Asst. Director of Media Relations.....[caseyo@patriots.com](mailto:caseyo@patriots.com).. 508-384-9111  
Jeff Cournoyer.....Corporate Communications Coordinator ...[jeffco@patriots.com](mailto:jeffco@patriots.com).. 508-549-0492

Super Bowl Champions: 2001, 2003, 2004 ★ Conference Champions: 1985, 1996, 2001, 2003, 2004

Division Champions: 1963, 1978, 1986, 1996, 1997, 2001, 2003, 2004, 2005, 2006

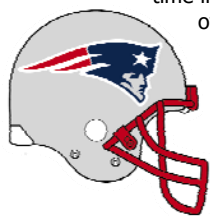
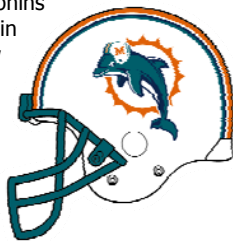
Playoff Seasons: 1963, 1976, 1978, 1982, 1985, 1986, 1994, 1996, 1997, 1998, 2001, 2003, 2004, 2005, 2006



# PATRIOTS VS. DOLPHINS

## SERIES HISTORY

The New England Patriots and Miami Dolphins will meet for the 84th time in their history in their 42nd year as division foes. New England is 7-4 in its last 11 games against the Dolphins and the Patriots have won six of the last nine matchups between the teams, but Miami has won three of the last five games in the series. The Dolphins have also won five of the seven games played in Miami since Bill Belichick became head coach of the Patriots in 2000. The Patriots have won in Miami just four times since 1989, holding a 4-15 record over that span. New England is 9-32 all-time in Miami (including playoffs), and trails in the overall series, 48-35 including the postseason. The teams have split the season series in each of the last three years. Last season, the Patriots defeated Miami 20-10 on Oct. 8 at Gillette Stadium and were shut out by the Dolphins 21-0 on Dec. 10 at Dolphin Stadium.



A listing of the results of the 83 games between the Patriots and Dolphins can be found on pages 306 and 307 of the 2007 Patriots Media Guide.

## SERIES TRENDS

**Miami 47, New England 33**

(Not including New England 2, Miami 1 in Playoffs)

<b>Record in New England</b> .....	<b>24-16 (1-0 in playoffs)</b>
Record in Foxborough .....	22-14 (1-0)
Record in Boston .....	2-2
<b>Record in Miami</b> .....	<b>8-31 (1-1 in playoffs)</b>
Record at Dolphins / Pro Player / Joe Robbie Stadium .....	6-14
Record at Orange Bowl .....	2-17 (1-1)
<b>Record in Tampa*</b> .....	<b>1-0</b>
Seasonal Sweeps .....	Patriots 5, Dolphins 13
Seasonal Splits .....	21 (Most recent 2006)
Bill Belichick vs. Miami .....	7-9 (7-7 with New England)
Cam Cameron vs. New England .....	0-0

\*-A Miami home game was played in Tampa in 1969

## TALE OF THE TAPE

2007 Regular Season	New England	Miami
Record	6-0	0-6
Divisional Standings	1st	4th
<b>Total Yards Gained</b>	<b>2,587</b>	<b>1,950</b>
Total Offense (Rank)	431.2 (1)	325.0 (21)
Rush Offense	141.8 (7)	104.5 (18)
Pass Offense	289.5 (1)	220.5 (16)
Points Per Game	38.3 (1)	21.3 (T-13)
Touchdowns Scored	29	13
Third Down Conversion Pct.	48.5	40.0
<b>Total Yards Allowed</b>	<b>1,540</b>	<b>2,113</b>
Total Defense (Rank)	256.7 (2)	352.2 (23)
Rush Defense	78.0 (5)	168.5 (31)
Pass Defense	178.7 (4)	183.7 (6)
Points Allowed/Game	15.3 (6)	30.3 (29)
Touchdowns Allowed	11	20
Third Down Defense (Pct.)	30.6	53.8
Field Goals Made/Attempted	9/10	12/12
Possession Avg.	35:08	27:24
Sacks Allowed/Yards Lost	6/34	10/71
Sacks Made/Yards	16/130	8/44
Interceptions For/Against	9/2	3/10
Penalties Against/Yards	26/225	43/348
Punts/Avg.	13/37.1	21/43.0
Turnover Differential	+7	-6

## QUICK HITS

- This week's game will be New England's only 2007 regular-season contest played on natural grass.
- Eight Patriots were former members of the Miami Dolphins: LB Larry Izzo (1996-2000), LB Junior Seau (2003-05), RB Heath Evans (2005), WR Wes Welker (2004-06), RB Sammy Morris (2004-06), CB Eddie Jackson (2005-06), G Billy Yates (2003) and FB Kyle Eckel (2005-06).
- Five Patriots are natives of South Florida: Kareem Brown (Miami), Heath Evans (West Palm Beach), Asante Samuel (Lauderdale Lakes), Santonio Thomas (Belle Glade) and Vince Wilfork (Boynton Beach).
- Four Patriots attended the University of Miami, including three defensive linemen: DL Kareem Brown, DB Brandon Meriweather, DL Santonio Thomas and DL Vince Wilfork.

## EARLY SEASON SLUMP

The Patriots are 1-13 all-time in Miami during the first two months of the NFL season. New England is 1-7 in Miami during the month of October and have never scored more than 19 points in an October game there. In the eight previous October games between the teams in Miami, the Patriots have scored an average of 10.5 points and have allowed an average of 23.4 points. Their only victory in Miami in September or October was in 2003, the Patriots won 19-13 in overtime.

## PATRIOTS IN MIAMI IN SEPTEMBER/OCTOBER (1-13)

Date	W/L	Score	Stadium
10/17/71	L	3-41	Orange Bowl
09/30/73	L	23-44	Orange Bowl
10/31/76	L	3-10	Orange Bowl
09/11/83	L	24-34	Orange Bowl
09/09/84	L	7-28	Orange Bowl
10/18/90	L	10-17	Joe Robbie Stadium
10/18/92	L	17-38	Joe Robbie Stadium
09/04/94	L	35-39	Joe Robbie Stadium
09/01/96	L	10-24	Pro Player Stadium
10/25/98	L ot	9-12	Pro Player Stadium
09/24/00	L	3-10	Pro Player Stadium
10/07/01	L	10-30	Pro Player Stadium
10/06/02	L	13-26	Pro Player Stadium
10/19/03	W ot	19-13	Pro Player Stadium

## THE LAST TIME DOLPHINS 21, PATRIOTS 0

December 10, 2006 ★ Dolphin Stadium (Att: 74,033)

	1	2	3	4	Final
<b>New England Patriots</b>	0	0	0	0	0
<b>Miami Dolphins</b>	3	3	7	8	21

The Patriots fell to 9-4 with a 21-0 shutout loss to the Miami Dolphins on the road. The loss snapped New England's seven-game regular-season road winning streak, a mark that tied the franchise record. Tom Brady was held to a season-low 78 passing yards, but the Patriots' ground game totaled 123 yards on 25 carries (4.9 avg.), including a 16-carry, 79-yard performance from Corey Dillon. Miami's Sammy Morris (now with the Patriots) set career highs with 25 rushes for 123 yards. The game was tight well into the third quarter, with the Dolphins holding a 6-0 lead, but a 32-yard touchdown pass from Joey Harrington to Marty Booker with 2:51 left in the third stanza gave the Dolphins a 13-0 advantage that put Miami in control. Down 13-0 in the fourth quarter, the Patriots twice drove into Dolphins territory but were unable to put points on the board. New England penetrated to Miami's 37-yard line early in the fourth quarter but were forced to punt. On the Patriots' ensuing drive, they marched to the Dolphins' 33-yard line, but an illegal forward pass penalty nullified a touchdown. Three plays later, a fumble gave Miami the ball back, setting up an 8-play, 61-yard drive that ended in a touchdown and a 2-point conversion that sealed the 21-0 victory for the Dolphins.



THREE-TIME SUPER BOWL CHAMPIONS





# PATRIOTS VS. DOLPHINS

## CONNECTIONS

- Patriots wide receiver **Wes Welker** signed with the Dolphins in 2004 after being waived by the San Diego Chargers. In 2004, Welker became the first player in NFL history to return a punt, return a kick, kick a field goal, kick an extra point and kick off in the same game when he did so against New England. On March 5, 2007, he was acquired by the Patriots in exchange for draft picks in the second and seventh rounds of the 2007 NFL Draft.
- Patriots running back **Sammy Morris** signed with the Dolphins as an unrestricted free agent in 2004. Six of Morris's career highs were set against New England as a member of the Miami Dolphins. His personal bests in rushing attempts (25), rushing yards (123), receptions (6), receiving yards (46), total touchdowns (2) and rushing touchdowns (2) all came with the Dolphins at the expense of the Patriots. Morris also registered his first career 100-yard rushing game against New England when he ran for 123 yards on Dec. 10, 2006. Morris signed with the Patriots as an unrestricted free agent on March 3, 2007.
- Patriots linebacker **Junior Seau** was traded to Miami by the San Diego Chargers in 2003. He started 15 games for the Dolphins that season (missing one due to injury) and was placed on injured reserve each year for the next three seasons. Seau signed with the Patriots as a free agent on August 18, 2006.
- Patriots linebacker **Larry Izzo** originally signed with the Dolphins as a rookie free agent following the 1996 NFL Draft. He missed his rookie season after being placed on injured reserve in August, then went through a free agency period and re-signing in 1999 before being granted unconditional free agency in 2001. Izzo earned Pro Bowl honors with Miami in 2000.
- Patriots fullback **Heath Evans** played in the first six games of the 2005 season for the Dolphins and earned two starts. He was signed by the Patriots on Nov. 1, 2005. Evans is a native of West Palm Beach, Fla.
- Patriots guard **Billy Yates** was originally signed by the Dolphins as a rookie free agent in 2003. He was waived by Miami in September 2004 and signed to the Patriots active roster on Feb. 4, 2005.
- Patriots cornerback **Ellis Hobbs** is the nephew of former Dolphins defensive lineman William Gaines. Gaines also played for the Washington Redskins.
- Patriots wide receiver **Donte Stallworth**, wide receiver **Kelley Washington** and safety **Rashad Baker** played at Tennessee in 2001 with Dolphins cornerback **Jason Allen**. Baker also played at Tennessee with Miami tight end **David Martin** in 2000.
- Patriots defensive linemen **Kareem Brown**, **Santonio Thomas** and **Vince Wilfork** were teammates with Dolphins tackle **Vernon Carey** at the University of Miami from 2002-03. Brown is originally from Miami, while Wilfork is from Boynton Beach, Fla.
- Patriots cornerback **Randall Gay** and defensive lineman **Jarvis Green** were on the same Louisiana State defense as Dolphins cornerback **Travis Daniels** in 2001.
- Patriots quarterback **Tom Brady** and Dolphins kicker **Jay Feely** were Michigan's primary scorers from 1997-98.
- Patriots tackle **Wesley Britt** and Dolphins linebacker **Derrick Pope** both played at Alabama from 2002-03.
- Patriot **James Sanders** and Dolphin **Cameron Worrell** were both safeties at Fresno State in 2002.
- Patriots wide receiver **Jabar Gaffney** is from Jacksonville, Fla. and attended the University of Florida.
- Patriots rookie defensive back **Brandon Meriweather**, a Florida native, is an alumnus of the University of Miami and attended Apopka High School in Apopka, Fla. (near Orlando).

## CONNECTIONS (Cont.)

- Patriots safety **Mel Mitchell** is from Rockledge, Fla., near Cape Canaveral.
- Patriots cornerback **Asante Samuel** is an alumnus of Central Florida and hails from Lauderdale Lakes, Fla.
- Patriots defensive lineman **Kareem Brown** is from Miami and attended the University of Miami.
- Patriots defensive lineman **Santonio Thomas** is from Belle Glade, Fla. and attended the University of Miami.
- Patriots linebacker **Junior Seau**, Dolphins defensive tackle **Paul Soliai** and Dolphins fullback **Reagan Mauia** are all of Samoan decent and spent time living in American Samoa.
- Dolphins Director of College Scouting **Chris Grier's** first NFL position was as an intern for the Patriots in 1994. He spent five seasons working in the personnel department before joining Miami in 2000. Grier was a two-year letterman at the University of Massachusetts-Amherst. He is the son of Bobby Grier, the former Vice President of Player Personnel for New England.
- Patriots head athletic trainer **Jim Whalen** spent three years as the assistant athletic trainer at the University of Miami.
- Patriots assistant athletic trainer and director of rehabilitation **Joe Van Allen** holds a master's from the University of Miami.
- Dolphins college scout **Ron Brockington** is a 1997 graduate of the University of Massachusetts-Amherst, where he was a three-year letterman at running back.
- Patriots secondary coach **Joel Collier** spent 11 years (1994-04) with the Dolphins as an assistant coach – four as a defensive staff assistant and seven as the running backs coach.
- Patriots coaching assistant **Kevin Bickers** was a graduate assistant at Florida State from 2004-05.
- Dolphins assistant linebackers coach **Glenn Pires** was a four-year letterman on the offensive line at Springfield (Mass.) College. Pires is originally from New Bedford, Mass.
- Dolphins running back **Patrick Cobbs** went to training camp with New England as an undrafted free agent in 2006. He was traded to Pittsburgh on Sept. 1.
- Dolphins defensive tackle **Keith Traylor** signed with New England as an undrafted free agent on March 31, 2004. He was waived on May 4 of that year.

## PASSING PERFORMANCES

Tom Brady is scheduled to start at quarterback against Miami for the 13th time and has recorded a 7-5 record in his previous 12 starts against the Dolphins. Brady has recorded a 2-4 record as a starter in games played in Miami. Brady is 31-8 in his career as a starter in regular-season division games, with five of the eight losses coming to the Dolphins.

### Tom Brady vs. Miami Dolphins (7-5)

Date	H/A	A	C	Yd	%	TD	I	Rating	W/L	Score
10/07/01	A	24	12	86	.500	0	0	58.7	L	10-30
12/22/01	H	19	11	108	.579	1	0	91.6	W	20-13
10/06/02	A	31	17	240	.548	2	2	74.7	L	13-26
12/29/02	H	44	25	221	.568	1	1	68.5	W	27-24
10/19/03	A	34	24	283	.706	2	0	115.2	W	19-13
12/07/03	H	31	16	163	.516	0	0	67.0	W	12-0
10/10/04	H	19	7	76	.368	2	1	62.6	W	24-10
12/20/04	A	29	18	171	.621	3	4	73.3	L	28-29
11/13/05	A	36	21	275	.583	2	2	77.9	W	23-16
01/01/06*	H	8	3	37	.375	1	1	52.6	L	26-28
10/08/06	H	29	16	140	.552	2	0	91.2	W	20-10
12/10/06	A	25	12	78	.480	0	0	55.1	L	0-21
<b>Totals</b>		<b>329</b>	<b>182</b>	<b>1878</b>	<b>.553</b>	<b>16</b>	<b>11</b>	<b>74.2</b>	<b>7-5</b>	

\*-Played in only the first quarter

### Cleo Lemon vs. New England (0-0)

Lemon has not appeared in a game against the Patriots.

### Trent Green vs. New England (1-2)

Date	H/A	A	C	Yd	%	TD	I	Rating	W/L	Score
09/22/02	A	25	16	149	.640	3	2	86.5	L	38-41ot
11/22/04	H	42	27	381	.643	2	1	99.4	L	19-27
11/27/05	H	26	19	323	.731	1	0	127.6	W	26-16
<b>Totals</b>		<b>93</b>	<b>62</b>	<b>853</b>	<b>.667</b>	<b>6</b>	<b>3</b>	<b>103.9</b>	<b>1-2</b>	



THREE-TIME SUPER BOWL CHAMPIONS







# LAST WEEK: PATRIOTS 48, COWBOYS 27

## PATRIOTS 48, COWBOYS 27

October 14, 2007 ★ Texas Stadium (Att: 63,984)

	1	2	3	4	Final
New England Patriots	14	7	10	17	— 48
Dallas Cowboys	0	17	7	3	— 27

The Patriots defeated the 5-0 Dallas Cowboys, 48-27, in just the fifth matchup in the NFL's 88-year history between teams that were unbeaten with five or more victories. Tom Brady tied a franchise record with a career-high five touchdown passes, while Wes Welker set career highs with 11 receptions for 124 yards and two touchdowns as the Patriots put up their highest point total since 1984. New England outgained Dallas 448-283 and totaled 28 first downs to the Cowboys' 13. The Patriots converted 65 percent of their third-down opportunities (11-17), while holding Dallas to just 36 percent (4-11).

The Patriots took a 14-0 lead on first-quarter touchdown receptions by Welker and Randy Moss. Dallas quickly closed the gap to 14-10 early in the second quarter, as a Nick Folk field goal got Dallas on the scoreboard and then a 29-yard fumble return for a touchdown by Jason Hatcher got the Cowboys into the end zone for the first time. On their first possession following the Dallas's defensive score, the Patriots proceeded to drive 72 yards in 12 plays and extend their lead to 21-10 on Welker's second touchdown of the day. But a 12-yard touchdown from Tony Romo to Terrell Owens in the final minute of the half cut New England's lead at the interval to 21-17.

The Patriots got the ball to start the second half, but it was the Cowboys that scored first, taking a 24-21 lead with 10:20 left in the third quarter on a touchdown catch by Patrick Crayton. But following that score, the Patriots bore down and outscored Dallas 27-3 the rest of the way to roll to victory. Tom Brady's touchdown pass to Kyle Brady allowed the Patriots to re-take the lead, 28-24, with 4:56 remaining in the third quarter, and a Stephen Gostkowski field goal on the Patriots' next drive extended the lead to 31-24 heading into the final quarter. A 69-yard scoring pass from Brady to Donte Stallworth gave New England a 38-24 lead before the teams traded field goals to make the score 41-27. On New England's final drive, rookie Kyle Eckel rumbled into the end zone for a 1-yard touchdown on fourth down with 19 seconds left to round out the scoring and raise the Patriots' record to 6-0.

### HIGHEST POINT TOTAL IN 23 YEARS

The Patriots scored 48 points against Dallas, marking their highest point total since 1984. The last time the Patriots scored 48 points or more was on Nov. 18, 1984, when they defeated the Indianapolis Colts 50-17. The 48 points are tied for the sixth-highest single-game total in franchise history.

### BRADY TIES SINGLE-GAME TD MARK

In his 100th career start, Tom Brady set a career high with five touchdown passes, tying the Patriots single-game franchise record and becoming the first New England player to achieve the feat since Steve Grogan on Sept. 9, 1979. Vito "Babe" Parilli also threw five touchdowns in a game for the Patriots on two occasions – on Oct. 15, 1967 and on Nov. 15, 1964. Brady had previously thrown four touchdown passes in a game on six occasions, most recently on Sept. 23, 2007 against Buffalo.

### BRADY: HIGHEST NON-OVERTIME YARDAGE TOTAL

Tom Brady totaled 388 passing yards against Dallas, marking the second highest total of his career. His yardage total against the Cowboys trails only his career-high 410 yards in an overtime game against Kansas City on Sept. 22, 2002. Brady's 388 yards against Dallas stand as the highest non-overtime total of his career. Brady was 31-for-46 on the day, and his 31 completions are his highest in more than a year, dating back to when he also completed 31 passes against Denver on Sept. 24, 2006.

### BRADY MOVES INTO SECOND ON FRANCHISE LIST

Tom Brady's career-high five touchdown passes raised his season total to 21 touchdown passes and his career total to 168 touchdown passes. With his fourth touchdown of the day – a 1-yarder to Kyle Brady in the third quarter – Tom Brady passed Drew Bledsoe (166 touchdown passes) for second place on the Patriots' all-time list. Steve Grogan is the Patriots' all-time leader with 184 touchdown passes. Brady's 21 touchdown passes this season mark the sixth consecutive season he has exceeded 20 touchdown passes. Brady's six straight seasons with 20 or more touchdown passes is the longest streak in Patriots history, topping Drew Bledsoe's three straight years with 20 or more touchdown passes from 1996-98. Brady's single-season career high is 28 touchdown passes, achieved in 2002 and 2004. Last season, Brady totaled 24 touchdown passes.

### SEAU SETS CAREER HIGH FOR INTERCEPTIONS

With his fourth-quarter interception of Tony Romo, Junior Seau set a new single-season career high with his third interception of the season.

### FAULK MOVES INTO TOP TEN

With his 50 rushing yards against the Cowboys, Kevin Faulk moved into 10th place on the Patriots' all-time rushing list, passing Craig James's total of 2,469 yards from 1984-88. Faulk finished the game with 2,498 rushing yards for the Patriots.

### MOSS SCORES EIGHTH TD OF 2007

Randy Moss gave the Patriots a 7-0 lead on a 6-yard touchdown reception from Tom Brady on the Patriots' opening drive of the game. The touchdown was Moss's eighth of the season, making him the first Patriot since Ben Coates in 1997 to have eight or more scoring catches in a single season.

### BRADY-TO-BRADY TOUCHDOWN

Kyle Brady hauled in a 1-yard touchdown pass from Tom Brady to give the Patriots a 28-24 lead with 4:56 remaining in the third quarter. The touchdown pass was Tom Brady's fourth of the day and was his 20th of the season. For Kyle Brady, the touchdown was his first of the season and his first in a New England uniform after joining the team as a free agent in the offseason. Kyle Brady's last touchdown came on Nov. 20, 2005 while playing for the Jacksonville Jaguars at Tennessee. The score raised Kyle Brady's career touchdown total to 23, achieved with the New York Jets (1995-98), Jaguars (1999-2006) and Patriots (2007).

### QUICK HITS

- Fullback Kyle Eckel scored his first career touchdown, on a 1-yard run in the fourth quarter that made the score 48-24.
- The Patriots converted 11-of-17 third-down chances, totaling a 65 percent conversion rate.
- Vince Wilfork tackled Julius Jones in the backfield for a 1-yard loss on first down in the first quarter.
- The Patriots have outscored their opponents 58-7 in the first quarter through six games this season, including their 14-0 performance against the Cowboys.

### GOSTKOWSKI'S SUCCESS STREAK

Stephen Gostkowski nailed a 45-yard field goal in the third quarter to give the Patriots a 31-24 lead and hit a 22-yarder in the fourth quarter to extend New England's lead to 41-27. He has hit nine of his 10 field goal attempts this season (90.0 percent) and has nailed 30 of his last 33 attempts (90.9 percent) dating back to Nov. 5, 2006, including a perfect 8-for-8 performance in last season's playoffs.



THREE-TIME SUPER BOWL CHAMPIONS





# TEAM NEWS & NOTES

## NFL RECORDS SET OR TIED IN 2007

### Team Records

- Most consecutive victories by 17 points or more to begin a season (6, tied with 1999 St. Louis Rams).

### QB Tom Brady

- Most victories in first 100 starts in the Super Bowl Era (76, tied with Roger Staubach).
- Most consecutive games with three or more TD passes to begin a season (6 games from 9/9/07 to Present).
- Most touchdown passes in first six games of a season (21).
- Most consecutive games with completion pct. of 75% or higher in a single season (4 games from 9/9/07 to 10/1/07).
- Most completions in first 100 passes of a season (79).

### WR Randy Moss

- Most consecutive 100-yard receiving games to begin tenure with a team (4 games from 9/9/07 to 10/1/07).

### KR Ellis Hobbs

- Longest play in NFL history (108-yard kickoff return, 9/9/07).

### LB Junior Seau

- Oldest player to record two or more interceptions in a game (38 years old, 10/7/07).

## 2007 HONORS AND AWARDS

### QB Tom Brady

- AFC Offensive Player of the Month (Sept.)
- AFC Offensive Player of the Week (Wk. 3)

### KR Ellis Hobbs

AFC Special Teams Player of the Week (Wk. 1)

## DOMINATING DEFENSE

Since the beginning of the 2003 season, the Patriots have allowed an average of 16.64 points per game, a mark that ranks second in the NFL over that span. In 2003, the Patriots led the NFL in allowing 14.9 points per game and ranked second in the league in 2004 by allowing just 17.0 points per game. In 2006, the Patriots set a franchise record by allowing just 14.8 points per game, a mark that ranked second in the league.

### FEWEST POINTS PER GAME ALLOWED 2003-PRESENT

Team	GP	Pts Allowed	PPG
Baltimore Ravens	70	1149	16.41
<b>New England Patriots</b>	<b>70</b>	<b>1165</b>	<b>16.64</b>
Pittsburgh Steelers	69	1198	17.36
Jacksonville Jaguars	69	1212	17.57
Tampa Bay Buccaneers	70	1282	18.31

## SNAPSHOTS OF SUCCESS

The Patriots are in the midst of one of the most prosperous periods for any team in NFL history. The recent run of success began with a 29-26 overtime victory against the San Diego Chargers on Oct. 14, 2001, sparking a streak of 87 wins in the Patriots' last 112 games, including the playoffs.

### PATRIOTS SUCCESS STREAKS (Including Postseason)

- 11 wins in last 12 games, dating to Dec. 17, 2006 (11-1, .917)
- 20 wins in last 25 games, dating to Sept. 10, 2006 (20-5, .800)
- 27 wins in last 35 games, dating to Nov. 13, 2005 (27-8, .771)
- 42 wins in last 55 games, dating to Nov. 7, 2004 (42-13, .764)
- 63 wins in last 77 games, dating to Oct. 5, 2003 (63-14, .818)
- 71 wins in last 90 games, dating to Nov. 3, 2002 (71-19, .789)
- 83 wins in last 106 games, dating to Nov. 25, 2001 (83-23, .783)
- 87 wins in last 112 games, dating to Oct. 14, 2001 (87-25, .777)

## PLAYOFF PERFORMERS

The Patriots are the only team in the NFL to have won at least one playoff game in each of the last four seasons.

### CONSECUTIVE SEASONS W/ PLAYOFF WIN

<b>New England Patriots</b> .....	<b>4</b>
Seattle Seahawks .....	2
Four Teams .....	1



THREE-TIME SUPER BOWL CHAMPIONS



## TOUGH AT HOME

The Patriots own an overall record of 39-9 (.813) at Gillette Stadium. Since their state-of-the-art facility opened at the beginning of the 2002 season, the Patriots are tied for the NFL's best record at home.

### BEST HOME RECORDS SINCE 2002

Team	W	L	T	Pct	PF	PA
<b>New England</b>	<b>39</b>	<b>9</b>	<b>0</b>	<b>.813</b>	<b>1148</b>	<b>747</b>
Indianapolis	39	9	0	.813	1398	880
Kansas City	33	11	0	.750	1271	836
Baltimore	33	12	0	.733	1019	707
Seattle	34	13	0	.723	1163	862
Pittsburgh	32	13	1	.707	1174	888
Philadelphia	34	15	0	.694	1152	870
Denver	31	14	0	.689	1072	852
San Diego	28	17	0	.622	1152	957

NOTE: Records include regular-season and playoff games

## HOMELAND DEFENSE

Since Gillette Stadium opened in 2002, the Patriots have had the NFL's best defense at home. New England has allowed an average of just 15.56 points per game, a figure that leads the league since 2002.

### FEWEST POINTS PER GAME ALLOWED AT HOME SINCE GILLETTE STADIUM OPENED IN 2002

Team	Stadium	GP	Pts	Pts/Gm
<b>New England</b>	<b>Gillette Stadium</b>	<b>48</b>	<b>747</b>	<b>15.56</b>
Baltimore	M&T Bank Stadium	45	710	15.78
Jacksonville	Jacksonville Municipal Stad.	43	689	16.02
Tampa Bay	Raymond James Stadium	45	742	16.49
Philadelphia	Lincoln Fin. Field/Vets Stad.	49	870	17.76
Chicago	Soldier Field/Memorial Stad.	46	836	18.17
Miami	Dolphin Stadium	42	768	18.29

NOTE: Records include regular-season and playoff games

## DIVISIONAL DOMINANCE

The New England Patriots own a 31-9 record in regular season AFC East games since the beginning of the 2001 season, compiling the best intra-division record of any team in the NFL over the last six-plus seasons. The Patriots have claimed five of the last six AFC East championships, and along with the Philadelphia Eagles are the only team in the NFL to have won five division titles in the last six years.

### NFL'S TOP DIVISIONAL RECORDS SINCE 2001

Team	W	L	T	Pct.
<b>New England Patriots</b>	<b>31</b>	<b>9</b>	<b>0</b>	<b>.775</b>
Pittsburgh Steelers	29	12	0	.707
Indianapolis Colts	28	12	0	.700
Green Bay Packers	27	13	0	.675
Philadelphia Eagles	27	13	0	.675
Seattle Seahawks	25	15	0	.625
Denver Broncos	24	16	0	.600
Kansas City Chiefs	23	16	0	.590

### AFC EAST DIVISIONAL RECORDS SINCE 2001

Team	W	L	T	Pct.	Div. Titles	Years
<b>New England</b>	<b>31</b>	<b>9</b>	<b>0</b>	<b>.775</b>	<b>5</b>	<b>2001, 2003-06</b>
New York Jets	20	21	0	.488	1	2002
Miami	16	23	0	.410	0	---
Buffalo	14	26	0	.350	0	---

NOTES: The Indianapolis Colts were members of the AFC East in 2001 and compiled a 3-5 divisional record that season. In 2002, the Patriots and Jets both finished with a 9-7 overall record and a 4-2 divisional record, but the Jets claimed the division title by virtue of having a better record against common opponents.

## ANNUAL ACHIEVEMENTS

The Patriots are the only team in the NFL to have recorded nine or more wins in each of the last six seasons.

### MOST SEASONS OF 9+ WINS SINCE 2001

<b>New England</b> .....	<b>6</b>	Miami .....	4
Indianapolis .....	5	Green Bay .....	4
Philadelphia .....	5	Pittsburgh .....	4
Denver .....	5	Seattle .....	4



# ROBERT KRAFT NEWS & NOTES

Since Robert Kraft purchased the team in 1994, the Patriots have experienced one of the most dramatic turnarounds in the history of sports. In 13 seasons of ownership, Kraft has transformed one of the league's least successful clubs into what many observers view as a model NFL franchise. In the five seasons immediately preceding his purchase (1989-93), the Patriots were a moribund team, winning just 19 of 80 games (.311 pct.) and recording the worst record in the NFL over that span. When he bought the franchise on Jan. 21, 1994, Kraft announced his intention to bring a championship to New England, a tall order considering the team's previous success rate. But under Kraft's leadership, the Patriots have won seven division titles, four conference crowns and three Super Bowl championships.



	Pre-Kraft 1960-93	1989-93	Kraft Era 1994-07
Overall Record	225-276-9	19-61	150-85
Winning Pct.	.450	.311	.638
Super Bowl Titles	0	0	3
Conference Titles	1	0	4
Division Titles	3	0	7
Playoff Seasons	5	0	9
Playoff Record	4-6	--	15-6
Home Playoff Games	1	0	9
Home Playoff Record	0-1	--	9-0

## A CHAMPIONSHIP TRADITION

The Patriots are the only team from North America's four major professional sports leagues to have won three titles since 2001. Additionally, the Patriots trail only the New York Yankees and San Antonio Spurs in having won three titles in the period since Robert Kraft purchased the team.

### MULTIPLE LEAGUE CHAMPIONSHIPS SINCE 2001

Team	League	Titles
New England Patriots	NFL	3
San Antonio Spurs	NBA	3
Los Angeles Lakers	NBA	2

### LEAGUE CHAMPIONSHIPS SINCE 1994

Team	League	Titles
New York Yankees	MLB	4
San Antonio Spurs	NBA	4
New England Patriots	NFL	3
Los Angeles Lakers	NBA	3
Chicago Bulls	NBA	3
Detroit Red Wings	NHL	3
New Jersey Devils	NHL	3

### CHAMPIONSHIP GAME/SERIES APPEARANCES SINCE 1994

Team	League	Appearances
New York Yankees	MLB	6
New England Patriots	NFL	4
Los Angeles Lakers	NBA	4
San Antonio Spurs	NBA	4
Detroit Red Wings	NHL	4
New Jersey Devils	NHL	4

## SELLOUT STREAK

In the early 1990s, the Patriots franchise appeared destined for relocation until Robert Kraft's purchase of the team rejuvenated local interest. In 1991, the team's season ticket base consisted of just 17,635 fans, barely enough to support the club. Fifteen years later, the season-ticket base stands at a capped total of 61,759 and more than 50,000 fans are on a waiting list. The Patriots have sold out 142 consecutive home games (dating back to the 1994 regular-season opener) including regular-season, preseason and playoff games. Patriots fans in New England have never been faced with a TV blackout under Kraft's ownership.

## SUCCESS STORY

Since Robert Kraft purchased the team in 1994, the Patriots have been one of the NFL's elite franchises. Over the first 13-plus years of Kraft's ownership, the Patriots own the highest win total among all NFL teams in addition to the highest winning percentage – a remarkable record considering the fact that the Patriots were a combined 19-61 (.311) in the five years immediately preceding the purchase.

### SINCE ROBERT KRAFT PURCHASED THE TEAM IN 1994...

#### TOTAL VICTORIES (Incl. Postseason)

New England Patriots	150
Green Bay Packers	145
Pittsburgh Steelers	145
Denver Broncos	140
Indianapolis Colts	135
Philadelphia Eagles	127

#### OVERALL WINNING PERCENTAGE (Incl. Postseason)

Team	W	L	T	Pct.
New England Patriots	150	85	0	.638
Green Bay Packers	145	87	0	0.625
Pittsburgh Steelers	145	86	1	0.627
Denver Broncos	140	86	0	0.619
Indianapolis Colts	135	95	0	0.587
Kansas City Chiefs	123	96	0	0.562
Philadelphia Eagles	127	102	1	0.554
Minnesota Vikings	121	103	0	0.540
San Francisco 49ers	122	104	0	0.540

#### SUPER BOWL CHAMPIONSHIPS

New England Patriots	3
Denver Broncos	2
8 Teams	1

#### CONFERENCE CHAMPIONSHIPS

New England Patriots	4
Denver Broncos	2
Green Bay Packers	2
Pittsburgh Steelers	2
St. Louis Rams	2
14 Teams	1

#### PLAYOFF VICTORIES

New England Patriots	15
Pittsburgh Steelers	12
Green Bay Packers	10
Philadelphia Eagles	9
Indianapolis Colts	9
Denver Broncos	8

#### PLAYOFF GAMES PLAYED

New England Patriots	21
Pittsburgh Steelers	19
Green Bay Packers	18
Philadelphia Eagles	17
Indianapolis Colts	17
Denver Broncos	13
San Francisco 49ers	13

#### PLAYOFF SEASONS

New England Patriots	9
Green Bay Packers	9
Indianapolis Colts	9
Pittsburgh Steelers	8
Philadelphia Eagles	8
Five Teams	7

#### PLAYOFF WINNING PERCENTAGE

Team	W	L	Pct.
New England Patriots	15	6	.714
Carolina Panthers	6	3	.667
Pittsburgh Steelers	12	7	.632
Baltimore Ravens	5	3	.625
Denver Broncos	8	5	.615

SINCE ROBERT KRAFT PURCHASED THE TEAM IN 1994...

SINCE ROBERT KRAFT PURCHASED THE TEAM IN 1994...



THREE-TIME SUPER BOWL CHAMPIONS







# BILL BELICHICK NEWS & NOTES

## THE HEAD COACH

**Overall Record:** 130-84 (.607)  
**Regular Season:** 117-81 (.591)  
**Postseason:** 13-3 (.813)  
**With Patriots overall:** 93-39 (.705)  
**Overall since 2001:** 88-28 (.759)  
**Super Bowl Titles:** 5 (86, 90, 01, 03, 04)  
**Conf. Titles:** 6 (86, 90, 96, 01, 03, 04)  
**Division Titles:** 12 (75, 78, 86, 89, 90, 96, 98, 01, 03, 04, 05, 06)



Bill Belichick is in his 33rd season as an NFL coach and is the only head coach in NFL history to win three Super Bowl titles in a four-year span. In the 2006 season, Belichick led the Patriots to the AFC Championship Game for the fourth time in six seasons. He has directed four consecutive AFC East titles and has produced five division championships in the last six seasons. Belichick's Patriots teams own the all-time NFL records for consecutive total victories (21 from 2003-04), consecutive regular-season victories (18 from 2003-04) and consecutive playoff victories (10 from 2001-05). Belichick owns the second best postseason record in NFL history (13-3) and is the winningest NFL head coach since 2001 (88-28). From 2003-04, he directed the Patriots to back-to-back Super Bowl titles while posting consecutive 17-win campaigns. Belichick has spent more seasons in the league than any other current NFL head coach, and in that time has been a part of five Super Bowl championship teams. His overall record of 93-39 with the Patriots gives him the most victories and the best winning percentage of any head coach in franchise history.

## BELICHICK'S PATRIOTS RENAISSANCE

Any successful project requires a sound plan, and once head coach Bill Belichick implemented his design on the Patriots, his approach has given him the best record of any NFL head coach who has coached at least one full season since 2001.

### NFL COACHES' RECORDS SINCE 2001

Coch	Team	W	L	T	Pct.
Bill Belichick	NE	88	28	0	.759
Tony Dungy	TB/IND	81	32	0	.717
Bill Cowher	PIT	70	35	1	.665
Andy Reid	PHI	73	40	0	.646
Mike Martz	STL	46	29	0	.613
Mike McCarthy	GB	13	9	0	.591
Mike Shanahan	DEN	62	43	0	.590
Mike Sherman	GB	50	36	0	.581
Mike Holmgren	SEA	63	46	0	.578
John Fox	CAR	53	40	0	.570

NOTE: Records include playoff games

## SUPER SUCCESS

Bill Belichick is one of just four head coaches to win three championships since the Super Bowl Era began following the 1966 season. Coach Belichick joins three members of the Pro Football Hall of Fame in the exclusive club. Belichick is the only coach to win three Super Bowls in the post-1993 salary cap era.

### MOST SUPER BOWL VICTORIES

Head Coach	Team	Titles	Seasons
Chuck Noll	PIT	4	1974, 1975, 1978, 1979
Bill Belichick	NE	3	2001, 2003, 2004
Joe Gibbs	WAS	3	1982, 1987, 1991
Bill Walsh	SF	3	1981, 1984, 1988

NOTE: Sorted by most recent championship. Super Bowls have determined NFL champion since 1966.

## NFL'S BEST DEFENSIVE MIND

In a 2006 *Sports Illustrated* poll of 361 NFL players, Bill Belichick was selected as the best defensive mind in the NFL, earning 35 percent of the players' vote. Indianapolis' Tony Dungy ranked second with 15 percent of the vote, while Chicago's Lovie Smith (9 percent) and Cincinnati's Marvin Lewis (8 percent) also garnered votes in the poll.

## TOPS IN TEAM HISTORY

Bill Belichick is the most successful head coach in Patriots history. He has recorded more wins (93) and a higher winning percentage (.705) than any of the franchise's 13 previous head coaches.

### WINNINGEST HEAD COACHES IN PATRIOTS HISTORY

Coch	Years	Career Winning Pct.	Overall W-L-T	Playoff W-L
Bill Belichick	2000-07	.705	93-39-0	12-2
Raymond Berry	1984-89	.554	51-41-0	3-2
Pete Carroll	1997-99	.549	28-23-0	1-2
Ron Meyer	1982-84	.529	18-16-0	0-1
Mike Holovak	1961-68	.528	53-47-9	1-1

## ELITE COMPANY

Bill Belichick is one of nine NFL head coaches to win three or more championships since the league began postseason play in 1933. With the Patriots' victory in Super Bowl XXXIX, Belichick joined an exclusive club in which each of the eight other members has been enshrined in the Pro Football Hall of Fame.

### HEAD COACHES WITH THREE OR MORE NFL TITLES

(Listed alphabetically)

Head Coach	Championship Team(s)
Bill Belichick	New England Patriots
Paul Brown	Cleveland Browns
Weeb Ewbank	Baltimore Colts, New York Jets
Joe Gibbs	Washington Redskins
George Halas	Chicago Bears
Earl (Curly) Lambeau	Green Bay Packers
Vince Lombardi	Green Bay Packers
Chuck Noll	Pittsburgh Steelers
Bill Walsh	San Francisco 49ers

NOTE: NFL Playoffs first held in 1933.

## POSTSEASON PROWESS

Bill Belichick is the second winningest head coach in NFL playoff history, trailing only the legendary Vince Lombardi, whose name is emblazoned on the Super Bowl trophy.

### BEST POSTSEASON RECORDS IN NFL HISTORY

(Minimum five games)

Head Coach	Team(s)	W	L	Pct.
Vince Lombardi	GB/WAS	9	1	.900
Bill Belichick	CLE/NE	13	3	.813
Weeb Ewbank	BAL (Colts)/NYJ	4	1	.800
Don McCafferty	BAL (Colts)	4	1	.800
Joe Gibbs	WAS	17	6	.739

## PLAYOFF SUCCESS

Coach Belichick has won 13 career playoff games, a total that is the fifth-highest by a head coach in NFL history.

### MOST PLAYOFF WINS BY AN NFL HEAD COACH

Coch	Team(s)	Wins
Tom Landry	Dallas Cowboys	20
Don Shula	Baltimore Colts, Miami Dolphins	19
Joe Gibbs	Washington Redskins	17
Chuck Noll	Pittsburgh Steelers	16
Bill Belichick	Cleveland Browns, New England Patriots	13

## RANKED AMONG COACHING GREATS

In a 2006 SportsNation Poll on ESPN.com, Bill Belichick was placed among the top five greatest coaches of all time (in any sport) by 9.4 percent of the poll's 117,000 voters. Voters were asked to select five coaches from a list of 20, and Coach Belichick finished 14th. UCLA's John Wooden (10 NCAA basketball titles) topped the poll with 44.4 percent of voters placing him in the top five. The other football coaches in the poll were Vince Lombardi (11.8 percent), Knute Rockne (11.4), Bear Bryant (10.5), Don Shula (10.3), Bill Walsh (10.0) and Joe Paterno (9.9). The only other Boston-area coach in the poll was the late Red Auerbach, who won nine NBA championships with the Celtics and finished with a 9.6 percent total in the poll.



THREE-TIME SUPER BOWL CHAMPIONS






# QB TOM BRADY NEWS & NOTES

## RECORDING SUCCESS

TOM BRADY has quarterbacked the Patriots to victories in 76 of his 100 career regular-season games, compiling a .760 winning percentage and giving him the best record of any quarterback in the Super Bowl Era (since 1966). Including his 12-2 record in the playoffs, he is 88-26 (.772) as a starter.



## TOP WINNING PERCENTAGES IN SUPER BOWL ERA

(Since 1966, Minimum 50 Starts, Regular Season Only)

Player	Team(s)	Years	W	L	T	Pct.
Tom Brady	NE	2000-07	76	24	0	.760
Roger Staubach	DAL	1969-79	85	29	0	.746
Joe Montana	SF/KC	1979-94	117	47	0	.713

## ACTIVE QUARTERBACKS WINNING PERCENTAGE

Minimum 32 Starts, Regular Season Only

Quarterback	Team(s)	W	L	T	Pct.
Tom Brady	NE	76	24	0	.760
Ben Roethlisberger	PIT	33	12	0	.733
Donovan McNabb	PHI	68	35	0	.660
Peyton Manning	IND	97	52	0	.651
Brett Favre	GB	152	91	0	.626
Steve McNair	TEN/BAL	91	60	0	.603

## MOST VICTORIES / FIRST 100 STARTS IN SUPER BOWL ERA

Player	Team(s)	1st Start	100th Start	Wins
Tom Brady	NE	9/30/01	10/14/07	76
Roger Staubach	DAL	9/20/70	9/16/79	76
Ken Stabler	OAK/HOU	10/17/71	9/21/80	72
Terry Bradshaw	PIT	9/20/70	11/27/78	68
Brett Favre	GB	9/27/92	10/25/98	68
Joe Montana	SF	12/2/79	9/18/88	68

## TOM BRADY'S RECORD AS A STARTER

	Reg. Season	Playoffs	Total
Overall:	76-24	12-2	88-26
Home:	40-10	6-0	46-10
Road:	36-14	6-2*	42-16*

### By Yardage Total

Less than 200:	19-11	3-0	22-11
200-299:	42-11	7-1	49-12
300 or more:	15-2	2-1	17-3

### Other Records

On Artificial Turf	27-1	2-1	29-2
Thanksgiving or later	28-6	12-2	40-8
Leading at Halftime:	60-2	9-1	68-3
Leading after 3 Qtrs:	64-1	8-1	72-2
Overtime:	6-0	1-0	7-0
Final margin <7 pts:	20-4	6-1	26-5
Final margin <4 pts:	11-4	6-0	17-4
Passer rating >100.0:	39-1	5-0	44-1

\*-Includes three Super Bowls at neutral sites

## IRON MAN

Tom Brady has started 114 consecutive games at quarterback for the Patriots, including 100 regular-season games and 15 playoff contests, recording the NFL's third longest current streak and the longest such streak in Patriots history.

## ACTIVE QUARTERBACKS' CONSEC. STARTS STREAKS

Player	Team	Total	Reg.	Post.	Strk Began
Brett Favre	GB	263	243	20	09/27/92
Peyton Manning	IND	161	149	12	09/06/98
Tom Brady	NE	114	100	14	9/30/01
Eli Manning	NYG	47	45	2	11/21/04

## CONSEC. QB STARTS STREAKS / PATRIOTS HISTORY

Player	Total	Reg.	Post.	Strk Began	Strk Ended*
Tom Brady	114	100	14	9/30/01	Current
Steve Grogan	78	76	2	11/23/75	11/16/80
Drew Bledsoe	64	58	6	10/08/95	12/13/98
Jim Plunkett	56	56	0	09/19/71	12/15/74

\*-End date listed is the date of the player's last start in the streak

## SOLID START TO 2007 SEASON

Through six games of the 2007 season, Tom Brady is off to the strongest start of his career and one of the strongest starts for a quarterback in NFL history. Brady leads the NFL in touchdown passes (21), completion percentage (72.5) and passer rating (128.9). He is only quarterback in NFL history to throw three or more touchdowns in each of the season's first six games and his 21 touchdown passes through six games is also an NFL record. He completed 79 passes in his first 100 attempts of the season, setting a new NFL record for most completions in a quarterback's first 100 attempts. Brady completed at least 75 percent of his passes in the first four games of the season and is the only player in NFL history to complete at least 75 percent of his passes in four straight games during a single season.

## 2007 NFL PASSER RATING LEADERS

Player	Team	A	C	Yds	TD	I	Rating
Tom Brady	NE	204	148	1771	21	2	128.9
Jake Delhomme	CAR	86	55	626	8	1	111.9
Peyton Manning	IND	165	115	1319	10	2	108.6

## 2007 NFL COMPLETION PERCENTAGE LEADERS

Player	Team	Att.	Cmp.	Pct.
Tom Brady	NE	204	148	72.5
Peyton Manning	IND	165	115	69.7
Trent Edwards	BUF	79	55	69.6

## 2007 NFL TOUCHDOWN PASS LEADERS

Player	Team	Att.	Cmp.	TD
Tom Brady	NE	204	148	21
Tony Romo	DAL	200	119	15
Derek Anderson	CLV	184	101	14

## BRADY'S TOP PASSER RATINGS

Rating	Date	Opp.	Att.	Cmp.	Yds	TD	INT
150.9	9/23/07	vs BUF	29	23	311	4	0
148.3	10/21/01	at IND	20	16	202	3	0
147.6	11/03/02	at BUF	26	22	265	3	0
146.6	9/9/07	at NYJ	28	22	297	3	0

## BRADY'S TOP TD GAMES

TD	Date	Opp.
5	10/14/07	at DAL
4	9/23/07	vs BUF
4	(Five Other Games)	

## BRADY'S TOP YARDAGES

Yds	Date	Opp.
410	9/22/02	vs KC
388	10/14/07	at DAL
372	10/30/06	at MIN
372	9/25/05	at PIT

## BRADY'S TOP COMP. PCTS.

Pct	Cmp-Att	Date	Opp.
84.6	22-26	11/03/02	at BUF
81.5	22-27	10/09/05	at ATL
80.6	25-31	9/17/07	vs SD
80.0	16-20	10/21/01	at IND
79.3	23-29	9/23/07	vs BUF
78.6	22-28	9/9/07	at NYJ

## BRADY EXCELS ON ARTIFICIAL TURF

Tom Brady has enjoyed significant success on artificial surfaces throughout his career, and the Patriots have won 29 of their 31 games on artificial turf since 2001.

- Brady has compiled a career record of 29-2 as a starter in games played on artificial surfaces, including regular season and playoff games. His only losses came at Buffalo (09/07/03) and at Indianapolis (01/21/07).
- In his 31 previous starts on artificial surfaces, Brady has thrown 66 touchdowns and just 22 interceptions.
- Brady's touchdown-to-interception ratio on artificial surfaces is 3-to-1, as opposed to 1.8-to-1 on grass.

## Tom Brady on Artificial Surfaces (28-2, .935) (Incl. Playoffs)

GP/GS	W-L*	A	C	Yd	%	TD	I	Rating
32/31	29-2	993	662	7,671	.667	66	22	102.8

\*-W/L record only includes games started

## Tom Brady on Natural Grass^ (59-24, .711) (Incl. Playoffs)

GP/GS	W-L*	A	C	Yd	%	TD	I	Rating
84/83	59-24	2,761	1,677	18,881	.607	122	67	85.8

\*-W/L record only includes games started

^-Includes games played on DD Grassmaster hybrid surfaces (a mixture of natural grass and artificial fibers) in Denver, Philadelphia and Pittsburgh



THREE-TIME SUPER BOWL CHAMPIONS







# QB TOM BRADY NEWS & NOTES

## BRADY'S COMEBACKS

TOM BRADY has engineered 24 career game-winning performances to lead his team to a victory from a fourth-quarter deficit or tie. He has accomplished the feat 18 times in the regular season and six times in the playoffs (including three times in the Super Bowl). During the 2006 season, Brady achieved the feat three times, including once in the playoffs. During the 2003 season, he led seven fourth-quarter comebacks, including two in the playoffs.

## TOM BRADY'S GAME-WINNING PERFORMANCES (24)

Date	Opp.	Time Remaining		Passing Statistics^					Final
		Score	in Reg.	Att	Cmp	Yds	TD	Int	
01/14/07	at SD*	13-21	8:35	14	9	122	1	1	24-21
12/03/06	DET	13-21	13:07	15	14	101	0	0	28-21
11/26/06	CHI	10-10	14:46	7	6	98	1	0	17-13
11/13/05	at MIA	15-16	2:53	2	2	76	1	0	23-16
10/30/05	BUF	7-16	10:07	4	4	69	0	0	21-16
10/09/05	at ATL	28-28	3:52	2	2	17	0	0	31-28
09/25/05	at PIT	10-13	14:19	12	12	167	0	0	23-20
02/06/05	PHI**	14-14	15:00	4	2	33	0	0	24-21
10/03/04	at BUF	17-17	15:00	4	2	8	1	0	31-17
02/01/04	CAR**	29-29	1:08	5	4	47	0	0	32-29
01/10/04	TEN*	14-14	15:00	11	6	27	0	0	17-14
11/30/03	at IND	31-31	10:21	6	3	31	1	0	38-34
11/23/03	at HST	13-20	3:11	14	10	133	1	0	23-20 ot
11/03/03	at DEN	23-26	2:51	4	5	58	1	0	30-26
10/19/03	at MIA	13-13	15:00	10	7	147	1	0	19-13 ot
10/05/03	TEN	24-27	4:40	1	1	15	0	0	38-30
12/29/02	MIA	13-24	4:59	13	8	69	1	0	27-24 ot
11/10/02	at CHI	19-30	5:16	14	9	116	2	0	33-30
09/22/02	KC	38-38	0:00	5	4	46	0	0	41-38 ot
02/03/02	STL**	17-17	1:21	8	5	53	0	0	20-17
01/19/02	OAK*	3-13	15:00	27	20	138	0	0	16-13 ot
12/16/01	at BUF	6-9	5:57	13	9	116	0	0	12-9 ot
12/02/01	at NYJ	14-16	15:00	7	6	56	0	0	17-16
10/14/01	SD	16-26	8:48	18	13	130	1	0	29-26 ot

^--Statistics are from the time noted until the end of the game \* Divisional Playoffs \*\* Super Bowl

## BRADY SHARP IN CLOSE CALLS

Tom Brady has compiled a 26-5 record as a starter in games where the final margin was less than a touchdown, including a 6-1 postseason record in such games.

## TOM BRADY'S RECORD AS A STARTER IN CLOSE GAMES

26-5 in games decided by six points or less				
Date	Opp.	Score	Result	Margin
01/21/07	at IND*	34-38	L	-4
01/14/07	at SD*	24-21	W	+3
12/24/06	at JAX	24-21	W	+3
11/26/06	CHI	17-13	W	+4
11/12/06	NYJ	14-17	L	-3
09/10/06	BUF	19-17	W	+2
01/01/06	MIA**	26-28	L	-2
10/30/05	BUF	21-16	W	+5
10/09/05	at ATL	31-28	W	+3
09/25/05	at PIT	23-20	W	+3
02/06/05	PHI^	24-21	W	+3
12/20/04	at MIA	28-29	L	-1
10/24/04	NYJ	13-7	W	+6
09/09/04	IND	27-24	W	+3
02/01/04	CAR^	32-29	W	+3
01/10/04	TEN*	17-14	W	+3
12/20/03	at NYJ	21-16	W	+5
11/30/03	at IND	38-34	W	+4
11/23/03	at HST	23-20 ot	W	+3
11/03/03	at DEN	30-26	W	+4
10/26/03	CLE	9-3	W	+6
10/19/03	at MIA	19-13 ot	W	+6
09/28/03	at WAS	17-20	L	-3
12/29/02	MIA	27-24 ot	W	+3
11/10/02	at CHI	33-30	W	+3
09/22/02	KC	41-38 ot	W	+3
02/03/02	STL^	20-17	W	+3
01/19/02	OAK*	16-13 ot	W	+3
12/16/01	at BUF	12-9	W	+3
12/02/01	at NYJ	17-16	W	+1
10/14/01	SD	29-26 ot	W	+3

^--Super Bowl \*--Playoffs

\*\*--Played in only the first quarter

## BRADY'S CAREER NUMBERS PLACE HIM IN ELITE COMPANY

Tom Brady won 76 of his first 100 regular-season starts, achieving a success rate that ties him with Roger Staubach for the most victories in a quarterback's first 100 starts during the Super Bowl Era (since 1966). Below is a comparison of Brady's statistics in his first 100 starts with the statistics of the 14 other Super Bowl Era quarterbacks who won 60 or more of their first 100 starts. The statistics listed below are each quarterback's career statistics at the conclusion of his 100th start. In this listing of elite passers, Brady's passer rating of 90.9 through his first 100 starts ranks third to only Joe Montana and Steve Young, while his touchdown total, completion total and yardage total all rank fourth behind only Montana, Brett Favre and Dan Marino.

## NFL QUARTERBACKS TO WIN AT LEAST 60 OF FIRST 100 STARTS IN SUPER BOWL ERA (Since 1966)

Sorted by winning percentage; Includes career statistics through the player's 100th career start

Player	Team(s)	W	L	T	Pct	Att	Cmp	Yds	Pct	TD	INT	Rating	First Start	100th Start
Tom Brady	NE	76	24	0	.760	3,268	2,044	23,335	62.5	168	80	90.9	9/30/01	10/14/07
Roger Staubach	DAL	76	24	0	.760	2,437	1,393	18,669	57.2	127	87	84.1	9/20/70	9/16/79
Ken Stabler	OAK/HOU	72	27	1	.725	2,478	1,505	19,127	60.7	148	142	80.9	10/17/71	9/21/80
Terry Bradshaw	PIT	68	32	0	.680	2,172	1,118	14,751	51.5	112	120	67.4	9/20/70	11/27/78
Brett Favre	ATL/GB	68	32	0	.680	3,439	2,116	24,368	61.5	196	104	89.3	9/27/92	10/25/98
Joe Montana	SF	68	32	0	.680	3,224	2,050	24,292	63.6	170	89	92.5	12/02/79	9/18/88
John Elway	DEN	65	34	1	.655	3,123	1,692	21,601	54.2	120	115	73.5	9/04/83	9/17/90
Donovan McNabb	PHI	65	35	0	.650	3,338	1,941	22,504	58.1	153	73	84.8	11/14/99	9/17/07
Jim Kelly	BUF	63	37	0	.630	2,987	1,806	22,849	60.5	161	106	87.5	9/07/86	12/12/92
Randall Cunningham	PHI	62	37	1	.625	3,132	1,748	21,638	55.8	145	97	79.9	9/15/85	11/20/94
Dan Marino	MIA	62	38	0	.620	3,586	2,135	27,424	59.5	215	124	89.1	9/19/83	12/17/89
Steve McNair	HOU/TEN	62	38	0	.620	2,936	1,734	20,602	59.1	116	78	82.6	12/17/95	10/05/03
Steve Young	TB/SF	62	38	0	.620	2,416	1,606	20,109	66.5	148	58	102.6	11/24/85	9/08/96
Troy Aikman	DAL	61	39	0	.610	2,777	1,744	20,027	62.8	101	86	83.7	9/10/89	9/08/96
Joe Theismann	WAS	61	39	0	.610	2,933	1,654	20,721	56.4	130	113	77.2	10/10/76	9/16/84



THREE-TIME SUPER BOWL CHAMPIONS





# WR RANDY MOSS NEWS & NOTES

## MOSS DEBUT A SUCCESS

RANDY MOSS began his Patriots career with four consecutive 100-yard games, becoming the first player in NFL history to gain 100 or more receiving yards in each of his first four games with a new team. He is the second Patriot to gain 100 or more receiving yards in four consecutive games and is the first to do it all in the same season. Stanley Morgan had 100 or more yards in the 1985 regular-season finale and exceeded the mark in the first three games of the 1986 season. Moss's total of 505 receiving yards in his first four games is the third highest for any four-game stretch by a player in Patriots history, trailing only two four-game outputs by Terry Glenn in 1999.



## PATRIOTS RECORD BOOK

### MOST REC. YARDS IN A FOUR-GAME SPAN SINCE 1970

Player	Yds	Dates	Gm1	Gm2	Gm3	Gm4
Terry Glenn	544	9/12/99-10/3/99	113	122	95	214
Terry Glenn	523	9/19/99-10/10/99	122	95	214	92
<b>Randy Moss</b>	<b>505</b>	<b>9/9/07-10/1/07</b>	<b>183</b>	<b>105</b>	<b>115</b>	<b>102</b>
S. Morgan	502	12/22/85-9/21/86	121	116	104	161
Ben Coates	488	1/2/94-9/18/94	95	161	124	108

## MOSS AMONG ALL-TIME LEADERS

Randy Moss is among the NFL's all-time leaders in two major receiving categories – career touchdown receptions and receiving yards per game. In his nine-plus seasons, Moss has caught 109 touchdown passes and is one of just seven receivers in NFL history to break the 100-touchdown mark. Additionally, Moss has averaged 78.5 receiving yards per game during his career, a mark that ranks third all-time.

### NFL ALL-TIME LEADERS / RECEIVING TOUCHDOWNS

Player	Years	Team(s)	TDs
Jerry Rice	1985-2004	SF/OAK/SEA	197
Cris Carter	1987-2002	PHI/MIN/MIA	130
Marvin Harrison	1996-2007	IND	123
Terrell Owens	1996-2007	SF/PHI/DAL	118
<b>Randy Moss</b>	<b>1998-2007</b>	<b>MIN/OAK/NE</b>	<b>109</b>
Tim Brown	1988-2004	LA(A)/OAK/TB	100
Steve Largent	1976-1989	SEA	100

### NFL ALL-TIME LEADERS / RECEIVING YARDS PER GAME (Minimum 100 Games Played)

Player	Years	Team(s)	Gms	Yds	Yd/G
Torry Holt	1999-2007	STL	132	11,059	83.8
Marvin Harrison	1996-2007	IND	174	13,928	80.0
<b>Randy Moss</b>	<b>1998-2007</b>	<b>MIN/OAK/NE</b>	<b>144</b>	<b>11,310</b>	<b>78.5</b>
Jerry Rice	1985-2004	SF/OAK/SEA	303	22,895	75.6
Lance Alworth	1962-1972	SD/DAL	136	10,226	75.5
Michael Irvin	1988-1999	DAL	159	11,904	74.9

### NFL ALL-TIME LEADERS / 100-YARD RECEIVING GAMES

Player	Team(s)	Years	Gms
Jerry Rice	SF/OAK/SEA	1985-2004	76
Marvin Harrison	IND	1996-2007	59
<b>Randy Moss</b>	<b>MIN/OAK/NE</b>	<b>1998-2007</b>	<b>50</b>
Don Maynard	NYG/NYJ/STL	1958, 60-73	50

## TWO-TOUCHDOWN PERFORMANCES

Randy Moss caught two touchdown passes in three consecutive games from Sept. 16 to Oct. 1, becoming the first Patriot to have two or more receiving touchdowns in three straight games within the same season. Ben Coates hauled in two scoring passes in the last game of the 1993 season (1/2/94) and also in the first two games of the 1994 season (9/4/94 and 9/11/94). Moss caught one touchdown in his Patriots debut on Sept. 9, then caught two touchdowns on Sept. 16, Sept. 23 and Oct. 1.

## MOSS AMONG 2007 LEADERS

Randy Moss is among the 2007 NFL leaders in nearly every receiving category. Through six games, Moss leads the league in receiving yards (610) and is tied for the league lead in receiving touchdowns (9). He is tied for fourth in receptions (40) and is tied for the scoring lead among all non-kickers (48 points). Moss led the NFL in receiving touchdowns in 1998, 2000 and 2003.

### 2007 NFL RECEIVING YARDAGE LEADERS

Player	Team	Rec.	Yds	Avg.	TD
<b>Randy Moss</b>	<b>NE</b>	<b>40</b>	<b>610</b>	<b>15.3</b>	<b>8</b>
Chad Johnson	CIN	36	578	16.1	3
Braylon Edwards	CLV	29	552	19.0	7
Antonio Gates	SD	43	547	12.7	3
Larry Fitzgerald	ARZ	40	545	13.6	1

### 2007 NFL TOUCHDOWN RECEPTION LEADERS

Player	Team	Rec.	Yds	Avg.	TD
<b>Randy Moss</b>	<b>NE</b>	<b>40</b>	<b>610</b>	<b>15.3</b>	<b>8</b>
Plaxico Burress	NYG	30	507	16.9	8
Braylon Edwards	CLV	29	552	19.0	7
T.J. Houshmandzadeh	CIN	47	505	10.7	7
Steve Smith	CAR	35	496	14.2	6
<b>Benjamin Watson</b>	<b>NE</b>	<b>17</b>	<b>194</b>	<b>11.4</b>	<b>5</b>
Dallas Clark	IND	26	300	11.5	5

### 2007 NFL RECEPTION LEADERS

Player	Team	Rec.	Yds	Avg.	TD
Derrick Mason	BAL	49	451	9.2	1
T.J. Houshmandzadeh	CIN	47	505	10.7	7
Antonio Gates	SD	43	547	12.7	3
<b>Randy Moss</b>	<b>NE</b>	<b>40</b>	<b>610</b>	<b>15.3</b>	<b>8</b>
Larry Fitzgerald	ARZ	40	545	13.6	1
<b>Wes Welker</b>	<b>NE</b>	<b>38</b>	<b>386</b>	<b>10.2</b>	<b>3</b>
Tony Gonzalez	KC	38	386	10.2	3

### 2007 NFL SCORING LEADERS, NON-KICKERS

Player	Team	TD	Rsh	Rec	Ret	2-Pt	Pts
<b>Randy Moss</b>	<b>NE</b>	<b>8</b>	<b>0</b>	<b>8</b>	<b>0</b>	<b>0</b>	<b>48</b>
Plaxico Burress	NYG	8	0	8	0	0	48
Braylon Edwards	CLV	7	0	7	0	0	42
T.J. Houshmandzadeh	CIN	7	0	7	0	0	42
LaDainian Tomlinson	SD	7	6	1	0	0	42
Steve Smith	CAR	6	0	6	0	0	36
Ronnie Brown	MIA	5	4	1	0	2	32

## SOLID START FOR MOSS

In his Patriots debut against the New York Jets on Sept. 9, Randy Moss caught nine passes for 183 yards, achieving the third-highest single-game receiving yardage total in Patriots history. Moss's 183 yards were the most by a Patriots receiver since Terry Glenn's franchise-record 214 yards at Cleveland on Oct. 3, 1999. His 183 yards also were the third highest yardage total of his 139-game regular season career.

### RANDY MOSS'S TOP RECEIVING PERFORMANCES

Yds	Rec	Date	Opponent
204	12	11/14/99	at Chicago
190	5	10/05/98	at Green Bay
<b>183</b>	<b>9</b>	<b>09/09/07</b>	<b>at N.Y. Jets</b>
172	8	09/28/03	San Francisco
171	10	11/19/01	N.Y. Giants

### TOP RECEIVING PERFORMANCES/PATRIOTS HISTORY

Player	Yds	Rec	Date	Opponent
Terry Glenn	214	13	10/03/99	at Cleveland
Terry Glenn	193	9	12/06/98	at Pittsburgh
<b>Randy Moss</b>	<b>183</b>	<b>9</b>	<b>09/09/07</b>	<b>at N.Y. Jets</b>
Stanley Morgan	182	5	11/08/81	Miami
Troy Brown	176	16	09/22/02	Kansas City



THREE-TIME SUPER BOWL CHAMPIONS





# OFFENSE NEWS & NOTES


## WATSON: RED ZONE THREAT

Tight end BENJAMIN WATSON is tied for sixth in the NFL with a career-high five touchdown receptions in 2007. He scored touchdowns in four of the Patriots' first five games this season and caught a scoring pass in six of his last nine regular season games from Nov. 19, 2006 to Oct. 7, 2007. On Oct. 7 against Cleveland, Watson led the Patriots with a career-high 107 yards on six receptions, totaling the first 100-yard game of his career. Additionally, he caught a pair of touchdown passes in the game, marking his second career two-touchdown day. Last season, Watson finished second among all Patriots receivers with 49 receptions, the highest total by a Patriots tight end since Ben Coates caught 67 passes in 1998. Watson's 12 touchdown receptions in a Patriots uniform are the most of any player currently on the 53-man roster.



## FAULK: FRANCHISE RB RECEPTIONS LEADER

Offensive co-captain KEVIN FAULK is the Patriots' all-time leader in receptions by a running back, totaling 290 career receptions. His receiving total ranks seventh on the Patriots' overall receptions list. Faulk needs three more receptions to move past Gino Cappelletti (292) into sixth on the Patriots' all-time receptions list.



### RECEPTIONS BY PATRIOTS RUNNING BACKS

Player	Years	Rec.
Kevin Faulk	1999-2007	290
Tony Collins	1981-1987	261
Sam Cunningham	1973-79, 1981-82	210

### PATRIOTS ALL-TIME CAREER RECEPTIONS LIST

Rk	Player	Pos.	Years	Rec.
1	Troy Brown	WR	1993-2006	557
2	Stanley Morgan	WR	1977-1989	534
3	Ben Coates	TE	1991-1999	490
4	Irving Fryar	WR	1984-1992	363
5	Terry Glenn	WR	1996-2001	329
6	Gino Cappelletti	WR	1960-1970	292
7	Kevin Faulk	RB	1999-2007	290
8	Jim Coldclough	WR	1960-1968	283
9	Tony Collins	RB	1981-1987	261
10	Vincent Brisby	WR	1993-1999	217

## BROWN AND FAULK: TOP RETURN MEN

KEVIN FAULK and TROY BROWN are the top two return specialists in Patriots history. Faulk leads the franchise with 4,641 overall return yards, while Brown is close behind with 4,420 overall return yards. Brown is the team's all-time leading punt returner with 2,570 career yards, and Faulk is the club's all-time leading kickoff returner with 3,871 career yards. In addition, Brown is tied with Irving Fryar for the club record with three punts returned for touchdowns.

### PATRIOTS ALL-TIME LEADING RETURNERS

Player	Years	Overall		Punt Returns			Kick Ret.		
		Yards	TD	PR	Yds	TD	KR	Yds	TD
Kevin Faulk	1999-07	4,641	2	84	770	0	169	3,871	2
Troy Brown	1993-06	4,420	3	246	2,570	3	87	1,862	0
Dave Meggett	1995-97	3,999	1	142	1,438	1	105	2,561	0
Carl Garrett	1969-72	2,738	0	43	487	0	92	2,251	0

## CAPTAINS NAMED

The Patriots elected seven players as team captains for the 2007 season. Quarterback Tom Brady and running back Kevin Faulk will serve as offensive captains; linebacker Tedy Bruschi, linebacker Junior Seau, linebacker Mike Vrabel and defensive lineman Ty Warren will serve as defensive captains; and linebacker Larry Izzo will serve as special teams captain.

## WES WELKER SETS CAREER HIGHS

WES WELKER had a career-high 11 receptions for a career-high 124 yards and a career-high two touchdowns against Dallas on Oct. 14. Welker's 11 receptions are tied for the sixth-highest single-game total in Patriots history and are the most by a Patriot since Troy Brown caught 11 passes on Nov. 10, 2002 against the Chicago Bears at Memorial Stadium in Champaign, Ill. Welker's previous single-game career high for receptions was nine, achieved with the Dolphins against the Patriots at Gillette Stadium on Oct. 8, 2006. He also recorded his first career 100-yard receiving game, topping his previous career high of 97 yards (on three receptions), achieved on Oct. 16, 2005 with the Miami Dolphins in a game at Tampa Bay. Welker's two touchdown receptions against the Cowboys doubled his career total heading into the game.

## STALLWORTH HAULS IN 69-YARD TD PASS

DONTE' STALLWORTH caught a 69-yard touchdown pass from Tom Brady against Dallas on Oct. 14. The play was the longest touchdown completion for the Patriots in nearly four years. The last time New England had a touchdown catch that long was on Oct. 19, 2003, when Troy Brown hauled in an 82-yard touchdown from Brady in overtime at Miami. Stallworth's 69-yard play was the longest play from scrimmage for the Patriots this season and was the longest play from scrimmage for New England since Sept. 18, 2005, when Troy Brown caught a 71-yard pass from Brady in a game at Carolina. Stallworth's catch was the biggest play in his first 100-yard game in a Patriots uniform as he totaled 136 yards on seven catches (19.4 avg.) against the Cowboys. The yardage total is the second highest of Stallworth's six-year career, trailing only his career-high 139 receiving yards (on six catches), for Philadelphia on Nov. 12, 2006 against Washington.

## HIGH RANKS ON OFFENSE AND DEFENSE

The Patriots have the NFL's top-ranked offense and the league's second-ranked defense in terms of total yards gained and total yards allowed. New England has the league's top-ranked offense and the NFL's sixth-ranked defense in terms of points per game allowed.

### 2007 NFL OFFENSE RANKINGS

Team	Gm	Yards	Rush	Pass	Yds/Gm
New England	6	2587	850	1737	431.2
Dallas	6	2431	783	1648	405.2
Indianapolis	5	2014	710	1304	402.8
Cincinnati	5	1835	411	1424	367.0

### 2007 NFL DEFENSE RANKINGS

Team	Gm	Yards	Rush	Pass	Yds/Gm
Pittsburgh	5	1178	363	815	235.6
New England	6	1540	468	1072	256.7
Washington	5	1295	398	897	259.0
Baltimore	6	1634	400	1234	272.3

### PATRIOTS YARDAGE RANKINGS 2000-2007

Year	Offense	Defense	Year	Offense	Defense
2000	22	20	2004	7	9
2001	19	24	2005	7	26
2002	21	23	2006	11	6
2003	17	7	2007*	1	2

\*-Through Six Games

## RUSHING SUCCESS

The Patriots had a 100-yard rushing performance in three straight games from Sept. 23 to Oct. 7, marking the first time since 1995 that they have had a player achieve the feat in three consecutive contests. Laurence Maroney totaled 103 yards on 19 carries against Buffalo on Sept. 23, and Sammy Morris had 117 yards on 21 carries on Oct. 1 at Cincinnati and followed that with a 102-yard effort on 21 carries against Cleveland on Oct. 7. The last time New England had a 100-yard rusher in three straight games was from Nov. 26 to Dec. 16, 1995, when Curtis Martin achieved the feat three straight times.



THREE-TIME SUPER BOWL CHAMPIONS







# DEFENSE NEWS & NOTES

## TOP INTERCEPTOR SINCE 2006

ASANTE SAMUEL recorded an interception in three consecutive games from Sept. 23 to Oct. 7, and has recorded 12 interceptions in his last 15 regular-season and playoff games, dating back to a three-pick performance against Chicago on Nov. 26, 2006. Last season, Samuel led the NFL with 10 interceptions and added two more picks in the playoffs. His three straight games with an interception tied the second longest streak in Patriots history, trailing only Mike Haynes's four straight games with a pick in 1976. Samuel's 15 interceptions since 2006 are the most in the NFL over that span.



## MOST INTERCEPTIONS SINCE 2006 (Incl. Playoffs)

Player	Team	INT	TD
Asante Samuel	NE	15	2
Champ Bailey	DEN	11	1
Ed Reed	BAL	11	1

## LINEBACKERS ARE SACK LEADERS

Four Patriots are among the top seven active linebackers in terms of total career sacks. JUNIOR SEAU ranks fourth among active linebackers with 53.0 sacks. ROSEVELT COLVIN is sixth with 50.5 career sacks. MIKE VRABEL is seventh with 41.0 sacks, while ADALIOUS THOMAS ranks eighth with 39.0 career sacks. TEDY BRUSCHI is 13th with 30.5 career sacks.

## ACTIVE LINEBACKERS SACKS LEADERS

Player	Team(s)	Seasons	GP	Sacks
Willie McGinest	NE/CLV	14	188	82.0
Joey Porter	PIT/MIA	9	128	60.0
Greg Ellis	DAL	10	136	59.0
Junior Seau	SD/MIA/NE	18	247	53.0
Rosevelt Colvin	CHI/NE	9	112	50.5
Mike Vrabel	PIT/NE	11	150	42.0
Adalious Thomas	BAL/NE	8	102	39.0
Julian Peterson	SF/SEA	8	101	37.5

## VRABEL=VERSATILITY

In proving to be one of the NFL's most versatile players, linebacker MIKE VRABEL has made important contributions for the Patriots on offense and defense. Vrabel has recorded nine career receptions, all resulting in touchdowns. He has scored one touchdown for the Patriots this season – on a 1-yard reception against Cincinnati on Monday Night Football on Oct. 1. Vrabel recorded a career-high two touchdown catches against the N.Y. Jets on Dec. 26, 2005 – also on Monday night.

## MIKE VRABEL'S CAREER TOUCHDOWNS

Date	Opponent	Scoring Play	Yds
09/29/02	at San Diego	Reception	1
02/01/04	* Carolina	Reception	1
11/07/04	at St. Louis	Reception	2
01/02/05	San Francisco	Reception	1
02/06/05	^ Philadelphia	Reception	2
09/18/05	at Carolina	Interception Return	24
11/20/05	New Orleans	Reception	1
12/26/05	at N.Y. Jets	Reception	1
12/26/05	at N.Y. Jets	Reception	2
10/01/07	at Cincinnati	Reception	1

\*-Super Bowl XXXVIII ^-Super Bowl XXXIX

## SEAU SETS CAREER HIGH FOR INTERCEPTIONS

Junior Seau has recorded three interceptions in 2007, setting a new single-season career high for his 18-year career. His previous career best was two interceptions, achieved six times, most recently in 2000. Against Cleveland on Oct. 7, Seau tied his single-game career high with two interceptions, marking the first time since 1996 that he had grabbed two picks in a game. He also recorded an interception on Oct. 14 at Dallas.

## HOBBS'S RECORD KICKOFF RETURN

In the season opener against the New York Jets on Sept. 9, ELLIS HOBBS returned the opening kickoff of the second half 108 yards for a touchdown, tying the longest play in NFL history and setting an all-time NFL record for the longest kickoff return in league annals. Hobbs's 108-yard kickoff return surpassed the previous NFL record of 106 yards, achieved three times, last by Roy Green of the St. Louis Cardinals in 1979. The kickoff return for a touchdown was the second of Hobbs's career, with his other coming on Dec. 17, 2006 on a 93-yard return against the Houston Texans.



## LONGEST PLAYS IN NFL HISTORY

Player	Team	Date	Opp.	Yds	Play
Ellis Hobbs	NE	9/9/07	at NYJ	108	Kickoff Return
Devin Hester	CHI	11/12/06	at NYG	108	Missed FG Return
Nathan Vasher	CHI	11/13/05	vs. SF	108	Missed FG Return

## LONGEST KICKOFF RETURNS IN NFL HISTORY

Player	Team	Date	Opp.	Yds
Ellis Hobbs	NE	9/9/07	at NYJ	108
Roy Green	STL	10/21/79	at DAL	106
Noland Smith	KC	12/17/67	at DEN	106
Al Carmichael	GB	10/07/56	vs CHI	106

## DEFENSIVE SCORER

ADALIOUS THOMAS returned an interception 65 yards for a touchdown against the San Diego Chargers on Sept. 16. For Thomas, it was his seventh career interception and his third career interception return for a touchdown. It was his sixth career defensive touchdown – he has also brought three fumbles back to the end zone. In 2005 with the Baltimore Ravens, Thomas set a franchise record with three defensive touchdowns – two via fumble return and one on an interception return. Last season with Baltimore, Thomas scored one touchdown – on a 57-yard fumble return. Thomas's interception return against the Chargers was the longest of his career and the third longest by a linebacker in Patriots history, trailing only Chris Singleton's 82-yard interception return for a touchdown against the Indianapolis Colts on Nov. 15, 1992 and Sam Hunt's 68-yard scoring return against Tampa Bay on Dec. 12, 1976.



## ADALIOUS THOMAS'S CAREER TOUCHDOWNS

Date	Opponent	Scoring Play	Yds
11/10/02	Cincinnati	Interception Return	25
12/04/05	Houston	Interception Return	20
12/19/05	Green Bay	Fumble Return	35
01/01/06	at Cleveland	Fumble Return	9
11/26/06	Pittsburgh	Fumble Return	57
09/16/07	San Diego	Interception Return	65

## HARRISON IS ALL-TIME NFL LEADER

RODNEY HARRISON is the NFL's all-time leader in sacks by a defensive back, dating back to when sacks became an official NFL statistic in 1982. Additionally, Harrison is the only player in NFL history to have recorded at least 25 career sacks and at least 30 career interceptions. Harrison currently owns 29.5 career sacks and 32 interceptions in his regular-season career.



## NFL ALL-TIME LEADERS: SACKS BY A DEFENSIVE BACK

Player	Pos.	Team(s)	Years	Sacks
Rodney Harrison	S	SD/NE	1994-Present	29.5
Carnell Lake	S	PIT/JAX/BAL	1989-2001	25.0
LeRoy Butler	S	GB	1990-2001	20.5



THREE-TIME SUPER BOWL CHAMPIONS





# WEEK 5: PATRIOTS 34, BROWNS 17

## PATRIOTS 34, BROWNS 17

October 7, 2007 ★ Gillette Stadium (Att: 68,756)

	1	2	3	4	Final
Cleveland Browns	0	0	3	14	— 17
New England Patriots	10	10	0	14	— 34

The Patriots improved to 5-0 for the third time in team history with a 34-17 victory over the Cleveland Browns at Gillette Stadium. Tom Brady threw three touchdown passes – including two to tight end Benjamin Watson, who recorded his first career 100-yard receiving game and led the team with 107 receiving yards on six receptions. Sammy Morris paced the Patriots' potent ground game with 102 rushing yards on 21 carries. On defense, linebacker Junior Seau intercepted two passes and Asante Samuel added another interception, while Randall Gay scored a touchdown on a fumble recovery as the Patriots took advantage of a plus-four turnover differential and scored 21 points off turnovers.

New England took a 20-0 halftime lead, scoring 14 points off of two Cleveland turnovers. The New England defense ended the Browns' first two drives with interceptions. Seau's first pick of the day came following a Samuel deflection in the end zone, and on Cleveland's next possession, Samuel came up with a pick of his own off of an Adalius Thomas deflection. The interception set up a 34-yard touchdown pass from Brady to Donte' Stallworth on the next play to give the Patriots a 10-0 lead. Stephen Gostkowski's second field goal of the half was followed by Seau's second interception of the day, a play which set up a three-play, 25-yard drive that ended in Watson's first touchdown catch and a 20-0 halftime advantage for New England.

Cleveland got on the board with a third quarter field goal and closed the gap to 20-10 with a touchdown pass on the second play of the fourth quarter. But the Patriots answered the bell as Watson hauled in his second touchdown of the day on the ensuing drive, a 25-yarder that gave the Patriots a 27-10 cushion. Cleveland found the end zone again with just under six minutes to go to cut the Patriots' lead to 27-17 and got the ball back in the final minute on its own 4-yard line. But with 42 seconds left, Randall Gay stripped the Browns' Kellen Winslow, recovered the fumble and ran it 15 yards for a touchdown that gave the Patriots a 34-17 lead.

## 100-YARD RECEIVER FOR FIFTH STRAIGHT GAME

With Benjamin Watson's 107-yard receiving day against the Browns, the Patriots had a 100-yard receiver for the fifth consecutive game, setting a new team record. The previous team record was four straight games with a 100-yard receiver — from Nov. 23 to Dec. 21, 1975, when Russ Francis, Randy Vataha, Don Calhoun and Andy Johnson each broke the 100-yard mark one time in a four-game span. In addition to Watson's 100-yard game against the Browns, Randy Moss exceeded the 100-yard mark in each of the first four games of the 2007 season.

## FIFTH STRAIGHT GAME WITH 34+ POINTS

The Patriots scored 34 or more points in each of the season's first five games, marking the first time in team history that they have scored at least 30 points in as many as five consecutive games. The Patriots have totaled 182 points through five games, marking the second highest five-game point total in team history, trailing only the 187 points scored by the Boston Patriots in the first five games of the 1962 season. The Patriots have outscored their opponents 182-65 so far in 2007, with their +117 point differential marking the best total for any five-game span in team history.

## MORRIS BREAKS 100 YARDS AGAIN

With Sammy Morris' 102-yard effort, the Patriots had a 100-yard rusher for the third consecutive game, marking the first time since 1995 that the Patriots have achieved that feat. Against Cleveland, Morris gained 102 yards on 21 carries (4.9 avg.), marking his second consecutive 100-yard game and the third 100-yard game of his eight-year career.

## SCORING STREAK

Prior to being shut out in the third quarter against Cleveland, the Patriots scored points in each of their first 18 quarters of play this season and scored in 37 consecutive quarters dating back to last season (including regular season and playoff games). The Patriots' streak of scoring points in 18 consecutive quarters to begin the season is the longest to begin an NFL season since the 2000 St. Louis Rams scored in their first 24 quarters of the year. After being shut out 21-0 against the Miami Dolphins on Dec. 10, 2006, the Patriots scored in 41 of 42 quarters, with that streak ending in the third quarter against the Browns.

## WATSON SETS CAREER HIGHS

Benjamin Watson totaled a career-high 107 receiving yards, marking the first 100-yard game of his career. He also caught two touchdown passes against Cleveland, recording the second multiple-touchdown game of his career and bringing his 2007 total to a career-high five touchdown receptions. His previous season-best was four touchdowns, achieved in the 2005 season. Watson has scored touchdowns in four of the Patriots' five games this season and has reached the end zone seven times in his last nine regular-season games dating back to November 2006.

## TWO INTERCEPTIONS FOR SEAU

Junior Seau intercepted two passes in the first half – picking off a Derek Anderson pass in the end zone in the first quarter that was deflected by Asante Samuel and snaring an Anderson pass in the second quarter that had been tipped by Mike Vrabel. The interceptions were the 16th and 17th of Seau's 18-year career and marked his first interceptions since Sept. 15, 2002, when he picked off a pass by Houston's David Carr while playing for the San Diego Chargers. The interceptions marked Seau's third career multiple-interception game and his first in 11 seasons. He also picked off a pair of passes on Sept. 19, 1993 against the Houston Oilers and on Sept. 29, 1996 against the Kansas City Chiefs.

## RANDALL GAY TOUCHDOWN RETURN

Randall Gay stripped Cleveland's Kellen Winslow, recovered the fumble and ran 15 yards to the end zone for his second career fumble return for a touchdown. The play came on the first forced fumble of Gay's career and was his third career fumble recovery. The only other touchdown of Gay's career also came against Cleveland, when he scooped up a William Green fumble caused by Richard Seymour and raced 41 yards to the end zone on Dec. 5, 2004 in Cleveland.

## TWO SACKS FOR BRUSCHI

Tedy Bruschi tied his career high with two sacks against Cleveland, raising his career sack total to 30.5 sacks. He is the 13th player in Patriots history to record 30 or more sacks in a New England uniform. His two sacks tie his single-game career-high with 2.0 sacks, tying his totals on Dec. 17, 2005 against Tampa Bay and Oct. 6, 1996 at Baltimore. He also had 2.0 sacks in Super Bowl XXXI against Green Bay on Jan. 26, 1997. The Patriots improved to 24-2 when Bruschi totals at least one sack.

## STALLWORTH SCORES

Donte' Stallworth hauled in a 34-yard touchdown pass from Tom Brady in the first quarter to give the Patriots a 10-0 lead. The touchdown catch was Stallworth's first in a Patriots uniform and was the 29th scoring grab of his regular-season career.



THREE-TIME SUPER BOWL CHAMPIONS





# WEEK 4: PATRIOTS 34, BENGALS 13

## PATRIOTS 34, BENGALS 13

October 1, 2007 ★ Paul Brown Stadium (Att: 66,113)

	1	2	3	4	Final
New England Patriots	10	7	7	10	— 34
Cincinnati Bengals	0	7	3	3	— 13

The Patriots defeated the Bengals 34-13 on Monday Night Football to improve to 4-0 on the season. New England gained a total of 173 rushing yards on 34 carries, while Tom Brady threw three touchdown passes – two to Randy Moss – to provide the offensive spark. Brady's passer rating exceeded 100.0 and Moss's receiving total exceeded 100 yards for the fourth consecutive week. Sammy Morris paced the rushing attack with 117 yards on 21 carries. On defense, the Patriots came up with two interceptions and held the Bengals to 57 rushing yards as the team allowed 14 or fewer points for the fourth straight week.

The Patriots got on the board first, taking a 3-0 lead on a 31-yard field goal by Stephen Gostkowski to cap off the game's opening drive. After swapping punts, the Patriots got the ball back and marched 65 yards on five plays to take a 10-0 lead on a 1-yard touchdown reception by linebacker Mike Vrabel, who lined up as a tight end on a goal-line play. A 49-yard run by Morris was the key play of the drive as the first quarter ended with New England up by 10. On the Patriots' first drive of the second quarter, the Bengals' Leon Hall intercepted a Brady pass to set up a quick-strike drive directed by Carson Palmer that ended in a 1-yard touchdown toss to T.J. Houshmandzadeh and cut the Patriots' lead to 10-7. But New England answered back, compiling an ensuing drive of 62 yards and 12 plays to take a 17-7 lead on an acrobatic 7-yard scoring grab by Moss. On the next possession, the Bengals drove into Patriots territory, but Asante Samuel intercepted a Palmer pass at the Patriots' 2-yard line to preserve the 17-7 lead going into halftime.

After a Cincinnati punt to open the second half, the Patriots extended their lead to 24-7 on a 7-yard scoring run by Morris. The teams then embarked on three successive field goal drives – two by Cincinnati and one by New England – to leave the score at 27-13 midway through the fourth quarter. But the Patriots then went 85 yards on nine plays to put the game away on a 14-yard touchdown from Brady to Moss that made the score 34-13.

### THREE-PLUS TDs IN FOUR STRAIGHT GAMES

Tom Brady became the third player in NFL history to throw three or more touchdowns in each of the first four games of a season. Brady has totaled 13 touchdowns through four games. He joins Kurt Warner (1999) and Steve Young (1998) as the only NFL quarterbacks to throw three-plus scoring passes in four straight games to begin a season. Young threw three touchdowns in each of the first five games of the 1998 season (setting an NFL record) and Warner threw three or more in each of the first three games in 1999.

### TOUCHDOWN FOR MIKE VRABEL

Linebacker Mike Vrabel caught his seventh regular-season touchdown pass and his ninth overall touchdown pass (including two in the playoffs) on a 1-yard scoring catch from Tom Brady in the first quarter that gave the Patriots a 10-0 lead. Each of Vrabel's nine career receptions have been for touchdowns – including one in Super Bowl XXXVIII and one in Super Bowl XXXIX. The touchdown reception against Cincinnati was Vrabel's first since Dec. 26, 2005, when he caught two scoring passes against the New York Jets. Including his one career interception return for a touchdown, Vrabel now has totaled eight career regular-season touchdowns – the fourth-highest total in a New England uniform by a current Patriot (trailing only Troy Brown, Kevin Faulk and Benjamin Watson).

### TWO TOUCHDOWNS FOR MOSS

Randy Moss scored two touchdowns, marking his third straight game with two touchdown catches. Moss is the first Patriots player since 1970 to catch two or more touchdown passes in three consecutive games within the same season. Ben Coates also caught two touchdowns in three straight games, but his streak spanned the 1993 and 1994 seasons (1/2/94, 9/4/94 and 9/11/94). Moss's two touchdowns against the Bengals raised his season total to seven touchdown catches and his seven overall touchdowns lead the NFL in 2007.

### 100-YARD GAME AND TOUCHDOWN FOR MORRIS

Sammy Morris exceeded the 100-yard rushing mark against Cincinnati, totaling 117 yards and a touchdown on 21 carries (5.6 avg.). The 100-yard game was the second of Morris's career; he also broke that barrier on Dec. 10, 2006 while playing for the Miami Dolphins against the Patriots, totaling 123 yards on 25 carries (4.9 avg.). The 100-yard game was the second of the season for the Patriots and the second in as many weeks, with Laurence Maroney totaling 103 yards on 19 carries (5.4 avg.) on Sept. 23 against Buffalo. Last season, the Patriots had just one 100-yard rushing game, and it came in Cincinnati exactly one year ago to the date of Morris's achievement, when Laurence Maroney totaled 125 yards on 15 carries (8.3 avg.).

### 100 YARDS FOR MOSS

Randy Moss gained 102 yards on nine receptions, marking his fourth consecutive game with 100 or more yards to begin the 2007 season. Moss became the first player in NFL history to record 100 or more receiving yards in each of his first four games with a new team (rookie or veteran). Moss's 100-yard game was the 50th of his regular season career, tying him with Don Maynard for third on the NFL's all-time list.

### INTERCEPTION FOR SAMUEL

Asante Samuel intercepted a Carson Palmer pass in the end zone in the final two minutes of the first half, recording his second interception of the season and the 18th interception of his regular-season career. Samuel has also totaled four playoff interceptions for New England. With his interception against the Bengals, Samuel has now recorded 11 interceptions in his last 13 regular-season and playoff games, dating back to a three-pick performance against Chicago on Nov. 26, 2006. Including the playoffs, Samuel has returned five of his 22 career interceptions for touchdowns.

### INTERCEPTION BY RANDALL GAY

Randall Gay intercepted a Carson Palmer pass in the fourth quarter, recording his first interception of the season and his first since 2004. The pick was the third of Gay's career. His last interception came in his rookie season, on Nov. 28, 2004 against the Baltimore Ravens at Gillette Stadium.

### FIRST SACK FOR ADALIUS THOMAS

Adalius Thomas recorded his first sack in a Patriots uniform when he dropped Carson Palmer for an 8-yard loss on third down in the first quarter. The play ended the Bengals' first drive of the game by forcing a punt on the next play.

### LONG RUN FOR MORRIS

Sammy Morris had a 49-yard run in the first quarter that gave the Patriots a first-and-goal on the Bengals' 2-yard line, setting up Mike Vrabel's touchdown that gave the Patriots a 10-0 lead. The run was the second longest by a Patriot since Bill Belichick became head coach in 2000, trailing only Corey Dillon's 50-yard gain against the New York Jets at Gillette Stadium on Nov. 12, 2006. The run was the second longest of Morris's 8-year career, trailing only a 55-yard run while playing for the Miami Dolphins on Thanksgiving Day, 2006 at Detroit.



THREE-TIME SUPER BOWL CHAMPIONS







# WEEK 3: PATRIOTS 38, BILLS 7

## PATRIOTS 38, BILLS 7

September 23, 2007 ★ Gillette Stadium (Att: 68,756)

	1	2	3	4	Final
Buffalo Bills	7	0	0	0	— 7
New England Patriots	3	14	14	7	— 38

The Patriots defeated the Bills 38-7 to improve to 3-0 on the season. After trailing 7-3 midway through the second quarter, the Patriots rolled off 31 consecutive points to pull away from their division rivals and claim their eighth straight win over Buffalo. Tom Brady set a career high with a 150.9 passer rating and tied his career high with four touchdown passes. Randy Moss exceeded the 100-yard receiving mark for the third straight game and caught two touchdown passes for the second consecutive week. Laurence Maroney tallied 103 rushing yards to pace a Patriots ground game that totaled 177 yards and averaged 4.7 yards per carry. On defense, New England allowed the Bills to penetrate past midfield only once in the game, stalling 10 Buffalo drives in its own territory and one at midfield. Cornerback Asante Samuel recorded his first interception of the year and fellow defensive back Ellis Hobbs had a strip-sack.

The Patriots scored on their first drive for the third straight game, taking a 3-0 lead on a 24-yard field goal with 9:26 left in the first quarter. On the ensuing drive, the Bills marched 80 yards in 12 plays to take a 7-3 lead on an 8-yard touchdown run by Marshawn Lynch. Two possessions later, a Brady fumble at the Bills' 1-yard line stalled a potential scoring drive. But the Patriots then proceeded to score touchdowns on four of their next five possessions to put the game away. On the drive following Brady's fumble, Benjamin Watson grabbed an 8-yard touchdown pass to give the Patriots a 10-3 lead. On the next drive, Moss caught a 3-yard scoring pass to give the Patriots a 17-7 halftime lead.

After trading punts to begin the second half, the Patriots put together a 9-play, 89-yard drive to take a 24-7 lead on a 4-yard scoring reception by Jabar Gaffney. Following a Buffalo three-and-out, the Patriots further extended their advantage as a 4-yard touchdown plunge by Sammy Morris put them up 31-7. New England put the finishing touches on the win on its next drive, as Brady found Moss for a 45-yard score that completed a 10-play, 98-yard drive and made the score 38-7.

## CAREER-HIGH GAME FOR BRADY

Tom Brady set a career high with a 150.9 passer rating and tied his career high with four touchdown passes. Through three games, Brady has totaled 887 yards and has completed 70-of-88 passes (79.5 percent) and has compiled a 141.8 passer rating. Brady's 79.3 percent completion rate against the Bills (23-29) is the fifth-highest completion percentage of his career. Each of his three games this season rank among the top six single-game completion percentages of Brady's career.

## MARONEY: 100-YARD GAME

Laurence Maroney totaled 103 yards on 19 carries (5.4 avg.), marking his second career 100-yard rushing game. He also broke the 100-yard mark at Cincinnati on Oct. 1, 2006, when he totaled 125 yards on 15 carries (8.3 avg.). Through three games this season, Maroney is averaging 4.7 yards per carry, totaling 252 yards on 54 carries.

## ASANTE SAMUEL INTERCEPTION

Asante Samuel picked off a Trent Edwards pass in the fourth quarter and returned it 42 yards, recording his first interception of the season and the 17th interception of his regular season career. Samuel has also recorded four playoff interceptions for New England. With his interception against the Bills, Samuel has recorded 10 interceptions in his last 12 regular-season and playoff games, dating back to a three-pick performance against Chicago on Nov. 26, 2006. Including the playoffs, Samuel has returned five of his 21 career interceptions for touchdowns.

## MOSS PASSES 11,000 YARDS

With a 45-yard reception in the third quarter, Randy Moss became the 19th player in NFL history to gain 11,000 or more career receiving yards. Moss finished the game with 11,103 career receiving yards. Moss, a 10th-year veteran, finished the game ranked third in NFL history by averaging 78.8 receiving yards per game (11,103 yards in 141 games).

## GAFFNEY TOUCHDOWN

Jabar Gaffney scored his first touchdown of the season on a 4-yard reception from Tom Brady in the third quarter. The touchdown was the ninth of Gaffney's regular season career and his second regular-season touchdown in a Patriots uniform. Gaffney also scored a pair of touchdowns for New England in the 2006 playoffs. Gaffney's touchdown against the Bills capped off a 9-play, 89-yard drive and gave the Patriots a 24-7 lead.

## HOBBS STRIP SACK

Ellis Hobbs strip-sacked Buffalo's J.P. Losman, forcing a fumble on a 9-yard sack in the first quarter. Jarvis Green recovered the ball for the Patriots, who proceeded to march deep into Buffalo territory and take a 3-0 lead on a 24-yard field goal by Stephen Gostkowski. The sack was the first of Hobbs's career and his forced fumble was also a career first. For Green, it was his fifth career fumble recovery. Hobbs's strip-sack was the Patriots' fourth of the season. In the season opener against the Jets, Mike Vrabel sacked Kellen Clemens and forced him to fumble in the fourth quarter (the Jets recovered the ball). Last week against the Chargers, Rosevelt Colvin sacked Philip Rivers and caused him to fumble twice (the Patriots recovered once).

## BILLS SERIES STATS

- With their victory over Buffalo, the Patriots now own 13 wins over the Bills in a 14-game span, marking the first time in franchise history that New England has defeated an opponent as many as 13 times in a 14-game span. The Patriots have defeated Buffalo eight straight times dating back to the Bills' 31-0 victory in the 2003 season opener.
- The Patriots defense has held the Bills to a touchdown or less in five of the last eight games between the teams.

## SILVER JERSEYS

The Patriots wore their silver alternate jerseys against the Bills – the sixth time that the team has worn them since they were introduced in 2003. New England improved to 5-1 while wearing silver. Below is a recap of New England's record when wearing silver.

### GAMES WEARING SILVER JERSEYS

(all at Gillette Stadium)

Date	Opponent	W/L	Score
11/16/03	Dallas	W	12-0
12/07/03*	Miami	W	12-0
12/12/04*	Cincinnati	W	35-28
10/02/05	San Diego	L	17-41
12/17/06	Houston	W	40-7
09/23/07	Buffalo	W	38-7

\*-New England clinched AFC East title with win

## BRADY-TO-BRADY

Kyle Brady grabbed his first pass in a Patriots uniform in the second quarter, hauling in a 20-yard reception from Tom Brady to bring the Patriots to the Bills' 2-yard line and set up Randy Moss's touchdown catch that made the score 17-7.

## STARTING STRONG

The Patriots scored first, taking a 3-0 lead on a 24-yard field goal by Stephen Gostkowski in the first quarter. New England has scored first in six straight regular-season home games and has scored first in each of its three games this season.



THREE-TIME SUPER BOWL CHAMPIONS





# WEEK 2: PATRIOTS 38, CHARGERS 14

## PATRIOTS 38, CHARGERS 14

September 16, 2007 ★ Gillette Stadium (Att: 68,756)

	1	2	3	4	Final
San Diego Chargers	0	0	7	7	— 14
New England Patriots	14	10	7	7	— 38

The Patriots put together a convincing 38-14 victory over the San Diego Chargers in their 2007 home opener, beginning the season with consecutive victories for the eighth time in the franchise's 48-year history. New England led from wire-to-wire as it took a 7-0 lead on its first offensive possession and never looked back. Tom Brady threw three touchdown passes, including two to Randy Moss, and the Patriots totaled 144 rushing yards and averaged 4.5 yards per carry. New England's run defense held the Chargers to just 2.6 yards per carry, as 2006 MVP LaDainian Tomlinson managed just 43 yards on 18 carries. Adalius Thomas returned an interception 65 yards for a touchdown, while fellow linebacker Roosevelt Colvin had two sacks and an interception.

For the second straight game, the Patriots put together an impressive drive on their first offensive possession, taking a 7-0 lead after marching 69 yards in seven plays, ending in a 7-yard touchdown pass from Brady to Benjamin Watson. The New England defense continued the momentum, as Colvin intercepted San Diego's Philip Rivers on the Chargers' first play from scrimmage. Later in the first quarter, the Patriots took a 14-0 lead on a touchdown from Brady to Moss. Brady completed 13-of-16 passes for 151 yards and two touchdowns in the first quarter, recording the highest first-quarter yardage total of his career. In the second quarter, a Colvin strip-sack set up a Patriots field goal and Thomas' interception return gave the Patriots a 24-0 lead at halftime.

In the second half, San Diego got the ball and marched down the field to get on the scoreboard and cut the New England lead to 24-7. But on the ensuing drive, the Patriots marched 75 yards in seven plays, taking a 31-7 lead on Moss's second touchdown catch of the night. The teams traded fourth-quarter touchdowns, as Sammy Morris rumbled into the end zone with 3:18 left in the game to put the finishing touches on the Patriots' second straight 38-14 win to begin the 2007 season.

### THREE TOUCHDOWNS FOR BRADY

Tom Brady threw three touchdown passes, marking the second time in his career he has thrown three or more touchdowns in back-to-back regular season games in the same season. The other time Brady threw for three-plus scores in consecutive games was in 2002, when he had three touchdowns against Buffalo (11/3/02) and followed that with a three-score day against Chicago (11/10/02). This season marks the first time in Brady's career that he has had three or more scoring throws in each of the season's first two games.

### 100-YARD DAY FOR MOSS

Randy Moss gained 105 yards on eight receptions, totaling 100 or more yards in a game for the 50th time in his career (including three playoff games). He has exceeded the 100-yard mark in each of his first two games as a Patriot, following his 9-catch, 183-yard performance in the Patriots' season-opening win over the New York Jets on opening day.

### TWO TOUCHDOWNS FOR MOSS

Randy Moss scored a pair of touchdowns – a 24-yard scoring grab in the third quarter and a 23-yard touchdown in the first quarter. The game was the 24th multiple-touchdown game of Moss's career. He leads the Patriots with three touchdowns this season, including his 51-yard scoring catch last week against the New York Jets. With his two touchdowns against San Diego, Moss has 104 career receiving touchdowns, a total that ranks fifth on the NFL's all-time list.

## COLVIN: TWO STRIP-SACKS

Roosevelt Colvin sacked Philip Rivers and forced him to fumble twice in the game. The first sack came at the Patriots' 44-yard line in the first quarter, and Vince Wilfork then recovered the loose ball to give possession to the Patriots. His second sack – in the fourth quarter – cause a fumble that was recovered by the Chargers. The sacks gave Colvin 50.5 career sacks – the sixth highest total among all active NFL linebackers. Last season, Colvin led the Patriots with 8.5 sacks and 26 quarterback hits. Included among his 2006 sack total was one strip-sack, coming against Detroit's Jon Kitna on Dec. 3. In last season's divisional playoff game between the Patriots and Chargers, New England's Mike Vrabel strip-sacked Rivers, setting up a New England field goal drive that gave the Patriots a 3-0 first-quarter lead.

## COLVIN INTERCEPTION

Roosevelt Colvin intercepted a Philip Rivers pass on the Chargers' first play from scrimmage, giving the Patriots possession on the San Diego 24-yard line. Colvin also picked off a Rivers pass in the third quarter of the teams' divisional playoff game in San Diego on Jan. 14. The interception was the first of Colvin's Patriots career in regular season play and was his third career regular season pick. He intercepted two passes in 2001 while playing for the Chicago Bears.

## QUICK HITS

- The Patriots scored in every quarter for the second straight game and have put at least seven points on the board in each of their eight quarters of football this season.
- The Patriots recorded their 140th consecutive home sellout, a streak that dates back to the 1994 regular season opener and includes all preseason, regular season and playoff games since then.
- Santonio Thomas and James Sanders combined to stuff LaDainian Tomlinson for no gain at the Chargers' 39-yard line on a third-and-one rush in the second quarter, forcing a San Diego punt on the next play.
- Adalius Thomas stuffed Tomlinson for a 4-yard loss in the third quarter.

## WATSON TOUCHDOWN

Benjamin Watson scored his second touchdown of the season and the ninth touchdown of his career when he hauled in a 7-yard pass from Tom Brady to complete the Patriots' first scoring drive of the game. Brady completed six-of-seven passes on the drive, totaling 69 yards, as the Patriots passed the ball on all seven plays of the drive. The biggest play of the drive was a 34-yard pass from Brady to Wes Welker that gave the Patriots a first-and-goal at the Chargers' 7-yard line, setting up the touchdown strike on the next play.

## MORRIS TOUCHDOWN

Sammy Morris scored his first touchdown in a Patriots uniform when he rumbled in for a 3-yard touchdown on fourth down in the fourth quarter to give the Patriots a 38-14 lead. The touchdown was the 15th rushing touchdown of Morris' 8-year career and his 16th overall touchdown (one receiving). Morris' score against the Chargers completed a 15-play, 91-yard drive that lasted 10:07.



THREE-TIME SUPER BOWL CHAMPIONS





# WEEK 1: PATRIOTS 38, JETS 14

## PATRIOTS 38, JETS 14

September 9, 2007 ★ Giants Stadium (Att: 77,900)

	1	2	3	4	Final
New England Patriots	7	7	14	10	— 38
New York Jets	0	7	7	0	— 14

The Patriots opened the 2007 season with a convincing road victory over a division rival, defeating the New York Jets, 38-14. New England used 24 second-half points to put the game out of reach, as a solid effort in all three phases of the game resulted in an encouraging beginning to the campaign.

On offense, Randy Moss compiled 183 receiving yards on nine catches, turning in the third-most prolific day for a receiver in Patriots history (in terms of receiving yardage) and totaling the third-highest receiving yardage total of his career. Tom Brady also turned in a superlative performance, as his 146.6 passer rating was the third best of his career. New England ground out three drives of 10 plays or longer and in its four red zone trips came away with three touchdowns and a field goal.

On defense, the Patriots sacked New York quarterbacks five times, as Mike Vrabel totaled 2.5 sacks and Jarvis Green added a pair of sacks. New England allowed just 60 rushing yards as the Jets made six first downs on their non-scoring drives.

New England's special teams produced a 108-yard kickoff return for a touchdown by Ellis Hobbs, the longest kickoff return in the NFL's 88-year history.

The Patriots started strong, compiling a 12-play, 91-yard scoring drive on their first offensive possession, ending in an 11-yard touchdown strike from Brady to Wes Welker. New York tied the score at seven midway through the second quarter, but on the ensuing drive, the Patriots marched down the field to reclaim the lead, 14-7, on a 5-yard touchdown pass from Brady to tight end Benjamin Watson.

In the second half, New England came out of the gates quickly, as Hobbs returned the opening kickoff 108 yards for a touchdown and a 21-7 Patriots advantage. On New England's next possession, Brady found Moss for a 51-yard touchdown and a 28-7 Patriots lead. A Jets score on their ensuing possession cut the lead to 28-14 entering the fourth quarter, but 10 unanswered points for the Patriots in the final period – a 22-yard Stephen Gostkowski field goal and a 1-yard scoring run by Heath Evans – put it away as the Patriots headed home with a 38-14 win.

### LONGEST KICKOFF RETURN IN NFL HISTORY

Ellis Hobbs returned the opening kickoff of the second half 108 yards for a touchdown, recording the longest kickoff return in NFL history and tying for the longest play in NFL history. The kickoff return for a touchdown was the second of Hobbs's career, with his other coming on Dec. 17, 2006 on a 93-yard return against the Houston Texans. Hobbs's 108-yard kickoff return surpasses the previous NFL record of 106 yards, achieved three times, last by Roy Green of the St. Louis Cardinals in 1979. Hobbs's play ties two 108-yard missed field goal returns for touchdowns as the longest play in NFL history. Nathan Vasher and Devin Hester of the Chicago Bears returned field goals 108 yards for touchdowns in 2005 and 2006, respectively.

### SEASON STARTS WITH A TOUCHDOWN DRIVE

The Patriots scored a touchdown on their first offensive possession of the season for the first time since 1997. The last time New England reached the end zone on its season-opening possession was on Aug. 31, 1997 against San Diego at Foxboro Stadium. In that game, the Patriots received the opening kickoff and marched 73 yards, ending in a 4-yard touchdown pass from Drew Bledsoe to Ben Coates. The last time the Patriots opened the season with a touchdown drive on the road was in 1989, when New England opened with a 93-yard touchdown drive against the Jets at Giants Stadium, ending in a 20-yard touchdown pass from Tony Eason to Irving Fryar.

## MOSS DEBUTS

Randy Moss scored his first touchdown in a Patriots uniform on a 51-yard reception from Tom Brady in the third quarter, giving the Patriots a 28-7 lead. The touchdown catch was the 102nd of Moss's career and was his 20th career touchdown reception of 50 yards or longer. Moss's 183 receiving yards in the game marked the third highest total of his career and the third highest single-game total in Patriots history.

## 150 FOR BRADY

Tom Brady's 51-yard touchdown pass to Randy Moss in the third quarter was the 150th touchdown toss of his regular season career. He joins Steve Grogan (182) and Drew Bledsoe (166) as the only quarterbacks in Patriots history to total 150 touchdowns.

## STARTING STRONG

The Patriots' first offensive possession of the season was a 91-yard, 12-play touchdown drive that ended in an 11-yard touchdown pass from Tom Brady to Wes Welker, giving the Patriots a 7-0 lead. New England gained seven first downs on the drive and did not face a third down until the final play of the drive, on which Brady found Welker for the score.

## BRADY-TO-WELKER

Wes Welker scored his first touchdown in a Patriots uniform on an 11-yard scoring grab from Tom Brady in the first quarter. The scoring catch was Welker's 100th career reception and the second touchdown catch of his career. He also reached the end zone on a kick return in 2004 with the Miami Dolphins. Welker was acquired by the Patriots from the Dolphins on March 5, 2007 in exchange for a second-round pick and a seventh-round selection in the 2007 draft.

## PATRIOTS DEBUTS

Eleven players made their Patriots debuts against the Jets: TE Kyle Brady, P Chris Hanson, DB Brandon Meriweather, S Mel Mitchell, RB Sammy Morris, WR Randy Moss, WR Donte' Stallworth, LB Adalius Thomas, DL Santonio Thomas, WR Kelley Washington and WR Wes Welker

## VRABEL WITH MULTIPLE SACKS

Linebacker Mike Vrabel totaled 2.5 sacks, marking the second highest single-game sack total of his career and his highest since totaling a career-high 3.0 sacks against Cleveland on Oct. 26, 2003.

## WATSON TOUCHDOWN

Benjamin Watson gave the Patriots a 14-7 lead with a 5-yard touchdown reception from Tom Brady with 1:07 remaining in the first half. The scoring grab was the eighth of Watson's career. Last season, Watson finished second on the team with 49 receptions, the highest reception total by a Patriots tight end since Ben Coates caught 67 passes in 1998.

## RECORD UPDATE

- Tom Brady improved to 7-0 as a starter on the road against the Jets.
- Brady improved to 22-1 as a starter on artificial turf in the regular season.
- Brady improved to 18-2 in the regular season when throwing for three or more touchdowns.
- The Patriots improved their all-time record to 24-24 on opening day.

## MILESTONE FOR BELICHICK

With the Patriots' win, Bill Belichick recorded his 125th career regular season victory as a head coach, becoming one of just four active NFL head coaches with 125 or more career wins. He joins Joe Gibbs (163), Mike Holmgren (160) and Mike Shanahan (140).



THREE-TIME SUPER BOWL CHAMPIONS







# INSIDE THE NUMBERS

## HIGH SCORERS

**+138**

The Patriots' point differential this season, a mark that leads the NFL. New England has scored 230 points and has allowed 92 points through six games.

**27**

The number of NFL teams that have scored fewer than 138 points so far this season – the number by which the Patriots have outscored their opponents.

**38.3**

The average number of points per game the Patriots have scored this season.

**29.5**

The franchise record for most points per game in a full season, achieved by the Boston Patriots in 1961 (413 points in 14 games).

**38.8**

The all-time NFL record for most points per game in a full season, achieved by the 1950 Los Angeles Rams (466 points in 12 games).

**29**

The number of touchdowns the Patriots have scored this season through six games.

**10**

The number of seasons in Patriots franchise history during which they scored fewer than 29 touchdowns in the entire season.

## MILESTONES APPROACHING

**1**

The number of interceptions Asante Samuel needs to reach 20 for his career. He would become the 11th player in team history to record 20 or more interceptions for the Patriots.

**1**

The number of touchdown receptions Randy Moss needs to become the first Patriot to catch at least nine touchdowns in a season since Ben Coates caught nine in 1996.

**2**

The number of touchdown receptions Randy Moss needs to become the first Patriot to catch at least 10 touchdowns in a season since Stanley Morgan in 1986.

**2**

The number of receptions Benjamin Watson needs to reach 100 for his career and become the ninth tight end in team history to reach that milestone with the Patriots.

**3**

The number of rushing yards Laurence Maroney needs to reach 1,000 rushing yards for his career.

**3**

The number of receptions Kevin Faulk needs to pass Gino Cappelletti and take possession of sixth place on the Patriots' all-time receptions list. Faulk currently has 290 career receptions and Cappelletti has 292 career catches.

**5**

The number of touchdown receptions Randy Moss needs to pass Stanley Morgan's total of 12 in 1979 and become the Patriots' single-season touchdown reception leader.

**7**

The number of victories Bill Belichick needs to reach 100 wins in his regular season and playoff career as Patriots head coach.

**8**

The number of passing touchdowns Brady needs to set a new single-season career high. He enters this week's game with 21 scoring passes. His career high is 28 (2002, 2004).

**15**

Number of passing touchdowns Brady needs to pass Steve Grogan (182) and become the Patriots' all-time touchdown pass leader.

## LEAGUE LEADERS

**+7**

The Patriots' turnover differential this season, tying them with Indianapolis for the NFL lead.

**+1,047**

The Patriots yardage differential this season, a mark that leads the NFL. New England has gained 2,587 yards and has allowed 1,540 yards through five games.

**156**

The number of first downs the Patriots have gained this season – the highest total in the league.

**30.6%**

The Patriots third-down defense this season (21/68), a mark that leads the NFL.

## THE KRAFT ERA

**150**

The number of regular-season and playoff victories the Patriots have earned since Robert Kraft purchased the team in 1994. That mark is the highest total in the NFL over that span.

**.638**

The Patriots' NFL-best winning percentage in regular-season and playoff games since Robert Kraft bought the team in 1994. The team has recorded a 150-85 record in that span after going 19-61 in the five years prior (1989-93).

**83-33**

The Patriots' record at home since 1994, including regular season and postseason games, a winning percentage of .716.

**7**

The number of AFC East titles the Patriots have won since 1996. No other NFL team has won more than five division titles over that span.

**142**

The number of consecutive regular-season, preseason and playoff games that have been sold out in Foxborough. The streak began with the 1994 season.

**290**

The number of consecutive Patriots games that have been televised locally, including this week's game.

## THE HEAD COACH

**93-39**

Bill Belichick's overall record as head coach of the Patriots, including the regular season and the playoffs, the best head coaching record in franchise history.

**88-28**

Bill Belichick's record since 2001, making him the winningest head coach in over the last six-plus seasons.

**13-3**

Coach Belichick's career record in playoff games. His winning percentage of .813 ranks second in NFL history to Vince Lombardi (9-1, .900), and his 13 total playoff wins are the fifth highest total of all time.

**12**

The number of division titles Bill Belichick has contributed to as a coach, including five of the last six AFC East titles as head coach of the Patriots.

**9**

The number of head coaches who have won three or more NFL championships since the postseason era began in 1933. Belichick joined that elite club with a victory in Super Bowl XXXIX.

**.759**

Coach Belichick's winning percentage in regular-season and playoff games since 2001 (88-28).



THREE-TIME SUPER BOWL CHAMPIONS





# PATRIOTS FOOTBALL NETWORK

The **Patriots Football Network (PFN)** is the full portfolio of media offerings from the three-time Super Bowl Champion New England Patriots. PFN provides Patriots content produced both in-house and with media partners spanning print, television, radio and the Internet.

## PATRIOTS ALL ACCESS

**P**atriots All Access, winner of the 2007 New England Emmy Award for Best Sports Series, airs weekly throughout the season on WCVB-TV and a network of regional affiliates. The show can also be seen anytime on Comcast On Demand. Patriots All Access features exclusive, behind-the-scenes access and in-depth weekly features on Patriots players and personnel. Hosted by WCVB's Mike Lynch, the show features weekly sit-downs with Coach Bill Belichick including the popular "Belestrator" segment where the coach breaks down upcoming opponents.



Saturdays at 7:00 p.m. and Sundays at 10:00 a.m. on **WCVB-TV Channel 5 in Boston**  
Sundays at 1:30 a.m. on **WPRI-TV Channel 12 in Providence**, Saturdays at 7:00 p.m. on **WFXQ-TV in Springfield**  
Also available 24 hours a day on **Comcast On Demand**

## TOTALLY PATRIOTS



**T**otally Patriots, a youth-oriented football show, airs each Sunday morning on WCVB, Channel 5 in Boston. The show, hosted by Kerry Connolly, is geared towards young fans and includes a health and fitness segment as well as a weekly football tips feature with Patriots Hall of Fame linebacker Andre Tippett and a current Patriots player. Other features and segments emphasize the importance of an active lifestyle and let young football players hear directly from the pros. Check your local listings for other times and locations.

Sundays at 11:00 a.m. on **WCVB-TV Channel 5**  
Also available 24 hours a day on **Comcast On Demand**

## \*\*NEW PATRIOTS PROGRAMMING\*\*

**PATRIOTS TODAY:** Available daily on Comcast On Demand and at Patriots.com

**PATRIOTS THIS WEEK:** Saturdays at 10:30 p.m. on WSBK Channel 38

*Patriots Today*, the team's newest media offering, gives fans a daily, in-depth look at the club that is unmatched by any other outlet. The show is hosted by Kristina Akra with daily reports from Brian Lowe and twice-weekly analysis from PFW's Paul Perillo. This daily half-hour Webcast is dedicated exclusively to the Patriots and provides daily features, reports and commentary that will satisfy every fan's daily Patriots fix. Every Saturday night during the season on Channel 38, Kristina Akra will bring you *Patriots This Week*, providing a thorough recap of each week's developments.

## PATRIOTS.COM

### NEWS

Patriots.com features daily updates and exclusive content from the writers of *Patriots Football Weekly*, offering everything from breaking news to player features and the popular "Ask PFW" postings.

### VIDEO

The first professional sports team website to offer streaming video provides Patriots fans with a variety of exclusive video content. Visitors can choose their channel and watch exclusive video from news to cheerleaders. Patriots.com also features video of every Patriots press conference, including postgame press conferences and Coach Belichick's weekday media updates.

### AUDIO

"PFW In Progress," available exclusively on Patriots.com, is a weekly online program that features candid commentary from the writers of *Patriots Football Weekly*. Patriots.com also offers podcasts and streaming audio of every press conference.

## PATRIOTS FRIDAY ON 890 ESPN BOSTON

ESPN Boston has the exclusive rights to broadcast "Patriots Friday" from Gillette Stadium each week during the season. ESPN Boston's Mike Felger hosts the show from 3:00 p.m. to 6:00 p.m. each Friday and will be joined by prominent Patriots.

### ESPN Radio Boston

890 AM (Boston/Dedham), 1400 AM (Lowell/Lawrence)

Time (Fridays)	Show	Guests
3:00 – 6:00 p.m.	The Mike Felger Show	Troy Brown, Mike Vrabel and Matt Light

## WBCN PATRIOTS ROCK RADIO NETWORK

For the 13th consecutive season, WBCN is proud to be the flagship station for the Patriots Rock Radio Network. Every Patriots game was heard on WBCN (104.1 FM) and its network of 35 stations throughout all six New England states. WBCN's pregame and postgame shows can be heard before and after each game, beginning three hours before kickoff.



**FLAGSHIP STATION**  
**WBCN**  
Boston ★ 104.1 FM



### MASSACHUSETTS

WAQY	Springfield	102.1 FM
WBEC	Pittsfield	1420 AM
WEIM	Fitchburg	1280 AM
WNAW	N. Adams	1230 AM
WBSM	New Bedford	1420 AM
WPVQ	Greenfield	95.3 FM
WSAR	Fall River	1480 AM
WSBS	Gt. Barrington	860 AM
WWFX	Worcester	100.1 FM
WXTK	Hyannis	95.1 FM

### MAINE

WEBB	Augusta	98.5 FM
WWMJ	Bangor	97.7 FM
WBLM	Portland	102.9 FM
WEGP	Presque Isle	1390 AM

### CONNECTICUT

WCCC	Hartford	106.9 FM
WLXM	New London	102.3 FM
WINY	Putnam	1350 AM

### NEW YORK

WEAV	Plattsburgh	960 AM
------	-------------	--------

### NEW HAMPSHIRE

WTPL	Concord	107.7 FM
WSAK	Hampton	102.1 FM
WWHQ	Laconia	101.5 FM
WVRR	Lebanon	101.7 FM
WGAM	Nashua	900 AM
WPKQ	N. Conway	103.7 FM
WKBR	Manchester	1250 AM
WSHK	Portsmouth	105.3 FM

### RHODE ISLAND

WSKO	Providence	99.7 FM
WSKO	Providence	790 AM

### VERMONT

WSNO	Barre	1450 AM
WBTN	Bennington	1370 AM
WKVT	Brattleboro	92.7 FM
WXZO	Burlington	96.7 FM
WIKE	Newport	1490 AM
WEXP	Rutland	101.5 FM
WSTJ	St Johnsbury	1340 AM
WMXR	Woodstock	93.9 FM

## PATRIOTS MONDAY ON WEEI

Sports Radio WEEI has the exclusive rights to broadcast "Patriots Monday" from Gillette Stadium every week during the season. The daylong programming lineup offers fans unique access from Bill Belichick, Tom Brady and other star players.

### Sports Radio WEEI

850 AM (Boston), 103.7 FM (Providence),  
1440 AM (Worcester), 105.5 FM (Springfield)

Time (Mondays)	Show	Guest(s)
6:00 – 10:00 a.m.	Dennis and Callahan	Tom Brady
10:00 a.m. – 2:00 p.m.	Dale and Holley	Stars of the Week
2:00 – 6:00 p.m.	The Big Show	Coach Belichick



THREE-TIME SUPER BOWL CHAMPIONS





# 2007 OFFENSIVE STATISTICS

WON 6, LOST 0

09/09 W 38-14	at New York Jets	77,900
09/16 W 38-14	San Diego	68,756
09/23 W 38- 7	Buffalo	68,756
10/01 W 34-13	at Cincinnati	66,113
10/07 W 34-17	Cleveland	68,756
10/14 W 48-27	at Dallas	63,984
10/21	at Miami	
10/28	Washington	
11/04	at Indianapolis	
11/18	at Buffalo	
11/25	Philadelphia	
12/03	at Baltimore	
12/09	Pittsburgh	
12/16	New York Jets	
12/23	Miami	
12/29	at New York Giants	

	N.E.	Opp.
TOTAL FIRST DOWNS	156	95
Rushing	58	27
Passing	87	63
Penalty	11	5
3rd Down: Made/Att	33/68	19/62
3rd Down Pct.	48.5	30.6
4th Down: Made/Att	6/10	2/4
4th Down Pct.	60.0	50.0
POSSESSION AVG.	35:08	24:52
TOTAL NET YARDS	2587	1540
Avg. Per Game	431.2	256.7
Total Plays	412	322
Avg. Per Play	6.3	4.8
NET YARDS RUSHING	850	468
Avg. Per Game	141.7	78.0
Total Rushes	202	117
NET YARDS PASSING	1737	1072
Avg. Per Game	289.5	178.7
Sacked/Yards Lost	6/34	16/130
Gross Yards	1771	1202
Att./Completions	204/148	189/112
Completion Pct.	72.5	59.3
Had Intercepted	2	9
PUNTS/AVERAGE	13/37.1	31/47.2
NET PUNTING AVG.	13/33.2	31/38.1
PENALTIES/YARDS	26/225	41/328
FUMBLES/BALL LOST	8/3	6/3
TOUCHDOWNS	29	11
Rushing	5	1
Passing	21	9
Returns	3	1

* SCORE BY PERIODS	Q1	Q2	Q3	Q4	OT	PTS
TEAM	58	55	52	65	0	230
OPPONENTS	7	31	27	27	0	92

* SCORING	TD-Ru-Pa-Rt	K-PAT	FG	S	PTS
Gostkowski	0 0 0 0	29/29	9/10	0	56
Moss	8 0 8 0			0	48
Watson	5 0 5 0			0	30
Morris	3 3 0 0			0	18
Welker	3 0 3 0			0	18
Stallworth	2 0 2 0			0	12
K. Brady	1 0 1 0			0	6
Eckel	1 1 0 0			0	6
Evans	1 1 0 0			0	6
Gaffney	1 0 1 0			0	6
Gay	1 0 0 1			0	6
Hobbs	1 0 0 1			0	6
A. Thomas	1 0 0 1			0	6
Vrabel	1 0 1 0			0	6
TEAM	29 5 21 3	29/29	9/10	0	230
OPPONENTS	11 1 9 1	11/11	5/ 5	0	92

2-Pt. Conversions: TEAM 0-0, OPPONENTS 0-0

SACKS: Vrabel 3.5, Green 3, Bruschi 2, Colvin 2, T. Warren 2, Harrison 1, Hobbs 1, Wilfork 1, A. Thomas 0.5, TEAM 16, OPPONENTS 6

FUM/LOST: T. Brady 3/2, Welker 3/0, Cassel 1/0, Hobbs 1/1

* PASSING	Att	Cmp	Yds	Cmp%	Yds/Att	TD	TD%	Int	Int%	Long	Sack/Lost	Rating
T. Brady	204	148	1771	72.5	8.68	21	10.3	2	1.0	69t	6/ 34	128.9
TEAM	204	148	1771	72.5	8.68	21	10.3	2	1.0	69t	6/ 34	128.9
OPPONENTS	189	112	1202	59.3	6.36	9	4.8	9	4.8	36	16/ 130	74.0

* RUSHING	No.	Yds	Avg	Long	TD
Morris	85	384	4.5	49	3
Maroney	54	252	4.7	19	0
Faulk	23	100	4.3	14	0
Eckel	12	33	2.8	10	1
Welker	2	33	16.5	27	0
Evans	10	20	2.0	9	1
Stallworth	1	12	12.0	12	0
T. Brady	8	11	1.4	4	0
Watson	1	11	11.0	11	0
Cassel	3	-3	-1.0	0	0
Gutierrez	3	-3	-1.0	-1	0
TEAM	202	850	4.2	49	5
OPPONENTS	117	468	4.0	25	1

* RECEIVING	No.	Yds	Avg	Long	TD
Moss	40	610	15.3	51t	8
Welker	38	386	10.2	35t	3
Stallworth	19	316	16.6	69t	2
Watson	18	222	12.3	35	5
Faulk	14	126	9.0	23	0
Gaffney	7	47	6.7	11	1
Morris	6	35	5.8	18	0
K. Brady	3	28	9.3	20	1
D. Thomas	1	9	9.0	9	0
Vrabel	1	1	1.0	1t	1
Mankins	1	-9	-9.0	-9	0
TEAM	148	1771	12.0	69t	21
OPPONENTS	112	1202	10.7	36	9

* INTERCEPTIONS	No.	Yds	Avg	Long	TD
Samuel	3	49	16.3	42	0
Seau	3	28	9.3	23	0
A. Thomas	1	65	65.0	65t	1
Colvin	1	4	4.0	4	0
Gay	1	0	0.0	0	0
TEAM	9	146	16.2	65t	1
OPPONENTS	2	22	11.0	20	0

* PUNTING	No.	Yds	Avg	Net	TB	In	Lg	B
Hanson	13	482	37.1	33.2	2	2	53	0
TEAM	13	482	37.1	33.2	2	2	53	0
OPPONENTS	31	1464	47.2	38.1	6	7	75	0

* PUNT RETURNS	Ret	FC	Yds	Avg	Long	TD
Welker	14	2	163	11.6	29	0
Faulk	0	4	0	---	---	0
TEAM	14	6	163	11.6	29	0
OPPONENTS	2	5	11	5.5	11	0

* KICKOFF RETURNS	No.	Yds	Avg	Long	TD
Hobbs	15	442	29.5	108t	1
Welker	4	106	26.5	33	0
Andrews	1	24	24.0	24	0
TEAM	20	572	28.6	108t	1
OPPONENTS	35	813	23.2	72	0

* FIELD GOALS	1-19	20-29	30-39	40-49	50+
Gostkowski	0/ 0	6/ 6	2/ 2	1/ 2	0/0
TEAM	0/ 0	6/ 6	2/ 2	1/ 2	0/0
OPPONENTS	0/ 0	1/ 1	1/ 1	3/ 3	0/0
Gostkowski: (22G)(41N,24G)(24G)(31G,36G)(20G,25G)(45G,22G)					
OPPONENTS: ( ) ( ) ( ) (40G,48G)(42G)(38G,23G)					



THREE-TIME SUPER BOWL CHAMPIONS







# 2007 DEFENSIVE STATISTICS

Tackle statistics based on coaches' film review

PLAYER Name	TACKLES			SACKS			INTERCEPTIONS				FUMBLES				SP. TEAMS				
	TT	UT	A	S/	Yds	QH	Int/	Yds	TD	PD	FF	FR/	Yds	TD	TT	UT	A	FF	FR
Adalius Thomas	32	21	11	0.5	4.0	2	1	65	1	5	-	-	-	-	-	-	-	-	-
Ty Warren	30	20	10	2.0	11.0	8	-	-	-	-	-	-	-	-	-	-	-	-	-
Tedy Bruschi	30	19	11	2.0	16.0	4	-	-	-	1	-	-	-	-	-	-	-	-	-
Eugene Wilson	27	23	4	-	-	-	-	-	-	2	-	-	-	-	-	-	-	-	-
Vince Wilfork	27	15	12	1.0	10.0	3	-	-	-	-	0	1	0	0	-	-	-	-	-
Ellis Hobbs	25	21	4	1.0	9.0	-	-	-	-	4	1	0	0	0	-	-	-	-	-
James Sanders	25	20	5	-	-	-	-	-	-	-	-	-	-	-	7	3	4	-	-
Junior Seau	25	17	8	-	-	1	3	28	0	3	-	-	-	-	-	-	-	-	-
Mike Vrabel	24	16	8	3.5	26.5	9	-	-	-	-	1	0	0	0	-	-	-	-	-
Jarvis Green	20	14	6	3.0	22.5	6	-	-	-	-	0	1	0	0	-	-	-	-	-
Rosevelt Colvin	15	8	7	2.0	20.0	1	1	4	0	1	2	0	0	0	-	-	-	-	-
Asante Samuel	14	14	0	-	-	-	3	49	0	6	-	-	-	-	-	-	-	-	-
Randall Gay	12	12	0	-	-	-	1	0	0	3	1	1	15	1	1	0	1	-	-
Brandon Meriweather	8	6	2	-	-	-	-	-	-	-	-	-	-	-	8	1	7	-	-
Rodney Harrison	7	6	1	1.0	11.0	2	-	-	-	2	-	-	-	-	1	1	0	-	-
Santonio Thomas	5	3	2	-	-	-	-	-	-	-	-	-	-	-	-	-	-	-	-
Rashad Baker	4	4	0	-	-	-	-	-	-	-	-	-	-	-	-	-	-	-	-
Mike Wright	3	3	0	-	-	-	-	-	-	-	-	-	-	-	2	2	0	-	-
Eric Alexander	2	2	0	-	-	-	-	-	-	-	-	-	-	-	7	4	3	-	-
Pierre Woods	0	0	0	-	-	-	-	-	-	-	-	-	-	-	9	3	6	-	-
Kelley Washington	0	0	0	-	-	-	-	-	-	-	-	-	-	-	8	4	4	1	0
Mel Mitchell	0	0	0	-	-	-	-	-	-	-	-	-	-	-	5	3	2	-	-
Larry Izzo	0	0	0	-	-	-	-	-	-	-	-	-	-	-	5	1	4	-	-
Chad Brown	0	0	0	-	-	-	-	-	-	-	-	-	-	-	2	0	2	-	-
Le Kevin Smith	0	0	0	-	-	-	-	-	-	-	-	-	-	-	2	0	2	-	-
Stephen Gostkowski	0	0	0	-	-	-	-	-	-	-	-	-	-	-	1	1	0	-	-
Willie Andrews	0	0	0	-	-	-	-	-	-	-	-	-	-	-	1	0	1	-	-
Heath Evans	0	0	0	-	-	-	-	-	-	-	-	-	-	-	1	0	1	-	-
Corey Mays	0	0	0	-	-	-	-	-	-	-	-	-	-	-	1	0	1	-	-
Sammy Morris	0	0	0	-	-	-	-	-	-	-	-	-	-	-	1	0	1	-	-
<b>Totals</b>	<b>335</b>	<b>244</b>	<b>91</b>	<b>16.0</b>	<b>130.0</b>	<b>36</b>	<b>9</b>	<b>146</b>	<b>1</b>	<b>27</b>	<b>5</b>	<b>3</b>	<b>15</b>	<b>1</b>	<b>62</b>	<b>23</b>	<b>39</b>	<b>1</b>	<b>0</b>

## FUMBLES - LOST (8-3)

	Own			
	No.	Lost	Rec	O.B.
Tom Brady	3	2	1	0
Wes Welker	3	0	2	1
Ellis Hobbs	1	1	0	0
Matt Cassel	1	0	1	0
<b>Totals</b>	<b>8</b>	<b>3</b>	<b>4</b>	<b>1</b>

## KEY

TT-Total Tackles	Int/Yds-Interceptions/Yards Returned
UT-Unassisted Tackles	PD-Passes Defensed
A-Assisted Tackles	FF-Forced Fumbles
S/YL-Sacks/Yards Lost	FR/Yds-Fumble Recoveries/Yards Returned
QH-Quarterback Hits	

## MISC. OFFENSIVE STATS

	Tkl	Ast	FF	FR
Wes Welker	2	0	0	0
<b>Totals</b>	<b>2</b>	<b>0</b>	<b>0</b>	<b>0</b>

## BLOCKED KICKS

	XP	FG	P
<b>Totals</b>	<b>0</b>	<b>0</b>	<b>0</b>



THREE-TIME SUPER BOWL CHAMPIONS





# 2007 TRANSACTIONS

## MARCH, 2007

3/2	Heath Evans and Billy Yates ..	Re-Signed
	Corey Dillon .....	Released
3/3	Kyle Brady .....	Signed
	Sammy Morris .....	Signed
	Adalius Thomas.....	Signed
3/5	Wes Welker .....	Acquired via trade (MIA)
3/6	Larry Izzo .....	Re-Signed
3/13	Donte Stallworth .....	Signed
	Kelley Washington.....	Signed
3/19	Eddie Jackson .....	Signed
3/20	Bam Childress .....	Re-Signed
3/21	Rashad Baker .....	Re-Signed
	Corey Mays .....	Re-Signed
	Gene Mruczkowski .....	Re-Signed
	Mike Wright .....	Re-Signed

## APRIL, 2007

4/5	Wesley Britt .....	Re-Signed
4/17	Kelvin Kight .....	Re-Signed
4/20	Sean Bubin .....	Retired
4/24	Tory James.....	Signed
4/25	Tony Case .....	Signed
4/28	Brandon Meriweather .....	Drafted
4/29	Randy Moss .....	Acquired via trade (OAK)
	Kareem Brown .....	Drafted
	Clint Oldenburg .....	Drafted
	Justin Rogers .....	Drafted
	Mike Richardson .....	Drafted
	Justise Hairston .....	Drafted
	Corey Hilliard .....	Drafted
	Oscar Lua .....	Drafted
	Mike Elgin .....	Drafted

## MAY, 2007

5/8	Larry Anam .....	Signed as rookie free agent
	Kyle Bissinger .....	Signed as rookie free agent
	Matt Gutierrez .....	Signed as rookie free agent
	Jake Nordin .....	Signed as rookie free agent
	Quinton Smith .....	Signed as rookie free agent
	Justin Warren .....	Signed as rookie free agent
	Zach West .....	Signed as rookie free agent
5/11	Gemara Williams .....	Re-Signed
5/14	Chris Dunlap .....	Signed
	Denny Poland .....	Signed
5/15	Justin Warren .....	Released
5/20	Denny Poland .....	Released
5/21	Junior Seau.....	Re-Signed
5/29	Eric Alexander.....	Re-Signed
	Randall Gay .....	Re-Signed

## JUNE, 2007

6/1	Antwain Spann .....	Re-Signed
6/7	C.J. Jones.....	Signed
6/8	Rashad Moore.....	Signed
	Kenny Smith .....	Signed
	Tony Case .....	Released

## JULY, 2007

7/14	Corey Hilliard .....	Signed (Draft Choice)
	Oscar Lua .....	Signed (Draft Choice)
	Mike Richardson .....	Signed (Draft Choice)
7/17	Troy Brown.....	Re-Signed
	Justin Rogers .....	Signed (Draft Choice)
	Justise Hairston.....	Signed (Draft Choice)
7/18	Clint Oldenburg .....	Signed (Draft Choice)
7/19	Chad Brown .....	Signed
	Jake Nordin .....	Released
	Jonathan Smith .....	Released
	Antwain Spann .....	Released
7/23	Kareem Brown .....	Signed (Draft Choice)
	Mike Elgin.....	Signed (Draft Choice)
7/27	Justise Hairston.....	Released
	Troy Brown, Chad Jackson, Eddie Jackson	
	Mel Mitchell, Richard Seymour, Donte Stallworth	
	and David Thomas .....	Placed on PUP list
7/28	Brandon Meriweather .....	Signed (Draft Choice)
7/30	Chad Scott.....	Placed on Reserve/Injured

## AUGUST, 2007

8/1	Mel Mitchell.....	Removed from PUP list
	Justise Hairston.....	Cleared waivers;
		on Reserve/Injured
8/6	Donte Stallworth .....	Removed from PUP list
	Quadtrine Hill.....	Released
8/7	Dante Wesley.....	Acquired via trade (CHI)
8/8	Marcellus Rivers .....	Signed
8/12	Brian Jones .....	Signed
	Matt Kranchick .....	Released
8/16	Chris Patrick.....	Claimed off of Waivers
	Brian Barthelmes .....	Released
	Josh Miller .....	Released
8/18	Vinny Testaverde.....	Signed
	Artrell Hawkins.....	Released
	Gemara Williams .....	Released
	Kyle Bissinger.....	Released
8/22	Tom Malone.....	Released
	Kenny Smith .....	Released
8/28	Asante Samuel .....	Signed
	Troy Brown.....	Placed on Reserve/PUP
	Chad Jackson .....	Placed on Reserve/PUP
	Eddie Jackson .....	Placed on Reserve/PUP
	Mike Richardson .....	Placed on Reserve/Injured
	Chris Patrick.....	Released
8/30	Chris Hanson.....	Signed
	Danny Baugher .....	Released

## SEPTEMBER, 2007

9/1	David Thomas .....	Removed from PUP list
	Richard Seymour .....	Placed on Reserve/PUP
	Oscar Lua .....	Placed on Reserve/Injured
	Larry Anam, Chad Brown, Bam Childress, Chris	
	Dunlap, Mike Elgin, Corey Hilliard, Brian Jones, C.J.	
	Jones, Kelvin Kight, Corey Mays, Garrett Mills, Rashad	
	Moore, Gene Mruczkowski, Clint Oldenburg, Marcellus	
	Rivers, Justin Rogers, Quinton Smith, Vinny	
	Testaverde, Antonio Thomas, Dante Wesley	
	and Zach West .....	Released
9/3	Marcellus Rivers .....	Re-Signed
	David Herron .....	Claimed off of Waivers
	Bam Childress, Kyle Eckel, C.J. Jones,	
	Corey Mays, Clint Oldenburg, Jason Rader	
	and Antonio Thomas .....	Signed to Practice Squad
	Reche Caldwell.....	Released
9/8	Asante Samuel .....	Roster Exemption Lifted
	Corey Mays.....	Signed to active roster
	Santonio Thomas .....	Signed to active roster
	Tory James .....	Released
	Marcellus Rivers .....	Released
9/12	Chad Brown .....	Re-Signed
	David Herron .....	Released
	Justise Hairston.....	Released from Reserve/Inj.
	Gemara Williams .....	Signed to Practice Squad
	Dan Connolly .....	Signed to Practice Squad
9/19	David Greene.....	Signed to Practice Squad
	Ray Ventrone.....	Signed to Practice Squad
	Clint Oldenburg .....	Released from Practice Squad
9/25	Antwain Spann .....	Signed to Practice Squad
	Gemara Williams .....	Released from Practice Squad
	Jason Rader .....	Placed on P.S. Reserve/Inj.
9/26	Zach West .....	Signed to Practice Squad
9/30	Jason Rader .....	Released from P.S. Reserve/Inj.

## OCTOBER, 2007

10/1	Kyle Eckel .....	Signed to active roster
	Corey Mays.....	Released
10/3	Marcellus Rivers .....	Re-Signed
	David Thomas .....	Placed on Reserve/Injured
10/6	Rodney Harrison.....	Roster Exemption Lifted
	Marcellus Rivers .....	Released
10/9	Tim Mixon.....	Signed to Practice Squad
	Pat Ross .....	Signed to Practice Squad
	Zach West .....	Released from Practice Squad
10/10	Marcellus Rivers .....	Re-Signed
	Chad Brown .....	Released



THREE-TIME SUPER BOWL CHAMPIONS





# HOW THE PATRIOTS WERE BUILT

AS OF OCTOBER 15, 2007

WAIVERS (1) /  
TRADES (2)

ROOKIE AND FIRST-YEAR  
FREE AGENTS (11)

YEAR	DRAFTEES (23)	VETERAN FREE AGENTS (16)		
1993				
1994				
1995				
1996	Tedy Bruschi (3)			
1997				
1998				
1999	Kevin Faulk (2)			
2000	Tom Brady (6b)			Lonie Paxton (fa)
2001	Matt Light (2)	Larry Izzo (fa)(MIA) Mike Vrabel (3)(PIT)		Stephen Neal (fa)
2002	Jarvis Green (4b)			Russ Hochstein (5)
2003	Ty Warren (1) Eugene Wilson (2a) Asante Samuel (4b) Dan Koppen (5)	Rosevelt Colvin (4)(CHI) Rodney Harrison (5)(SD)		
2004	Vince Wilfork (1a) Benjamin Watson (1b)	Billy Yates (fa)(MIA)		Eric Alexander (fa) Randall Gay (fa)
2005	Logan Mankins (1) Ellis Hobbs III (3a) Nick Kaczur (3b) James Sanders (4) Matt Cassel (7a)	Heath Evans (3)(MIA)		Wesley Britt (5) Santonio Thomas (fa) Mike Wright (fa)
2006	Laurence Maroney (1) Stephen Gostkowski (4b) Ryan O'Callaghan (5) Le Kevin Smith (6c) Willie Andrews (7)	Jabar Gaffney (2)(PHI) Mel Mitchell (5)(NO) Junior Seau (1)(MIA)	Rashad Baker (fa)(cw-MIN)	Pierre Woods (fa)
2007	Brandon Meriweather (1) Kareem Brown (4)	Kyle Brady (1)(JAX) Chris Hanson (fa)(NO) Sammy Morris (5)(MIA) Marcellus Rivers (fa)(NO) Donte Stallworth (1)(PHI) Adalius Thomas (6)(BAL) Kelley Washington (3)(CIN)	Randy Moss (1)(tr-OAK) Wes Welker (fa)(tr-MIA)	Kyle Eckel (fa) Matt Gutierrez (fa)
<div> <div> <p>(#) – indicates round drafted</p> <p>(fa) – indicates non-drafted free agents</p> </div> <div> <p><b>RESERVE/PUP LIST (4)</b></p> <p>Troy Brown (D8-93)</p> <p>Chad Jackson (D2-06)</p> <p>Eddie Jackson (FA-07)(fa)(MIA)</p> <p>Richard Seymour (D1-01)</p> </div> <div> <p><b>RESERVE/INJURED LIST (4)</b></p> <p>Mike Richardson (D6b-07)</p> <p>Chad Scott (1)(PIT)(FA-05)</p> <p>Oscar Lua (D7a-07)</p> <p>David Thomas (D3-06)</p> </div> </div>				



THREE-TIME SUPER BOWL CHAMPIONS







# 2007 UNOFFICIAL DEPTH CHART

Unofficial depth chart compiled by Patriots Media Relations, October 15, 2007

## OFFENSE

<b>WR:</b> 18 Donte' Stallworth	83 Wes Welker	
<b>LT:</b> 72 Matt Light	65 Wesley Britt*	
<b>LG:</b> 70 Logan Mankins	71 Russ Hochstein	74 Billy Yates*
<b>C:</b> 67 Dan Koppen	71 Russ Hochstein	
<b>RG:</b> 61 Stephen Neal	71 Russ Hochstein	74 Billy Yates*
<b>RT:</b> 77 Nick Kaczur	68 Ryan O'Callaghan	
<b>TE:</b> 84 Benjamin Watson	88 Kyle Brady	82 Marcellus Rivers
<b>WR:</b> 81 Randy Moss	10 Jabar Gaffney	15 Kelley Washington
<b>QB:</b> 12 Tom Brady	16 Matt Cassel	<u>7 Matt Gutierrez*</u>
<b>RB:</b> 39 Laurence Maroney*	34 Sammy Morris	33 Kevin Faulk
<b>FB:</b> 44 Heath Evans	<u>38 Kyle Eckel</u>	

## DEFENSE

<b>LE:</b> 94 Ty Warren	99 Mike Wright	
<b>NT:</b> 75 Vince Wilfork	90 Le Kevin Smith	
<b>RE:</b> 97 Jarvis Green	<u>92 Santonio Thomas*</u>	<u>95 Kareem Brown*</u>
<b>OLB:</b> 50 Mike Vrabel	58 Pierre Woods	
<b>ILB:</b> 96 Adalius Thomas	52 Eric Alexander	53 Larry Izzo
<b>ILB:</b> 54 Tedy Bruschi	55 Junior Seau	
<b>OLB:</b> 59 Rosevelt Colvin	58 Pierre Woods	
<b>LCB:</b> 22 Asante Samuel	21 Randall Gay	
<b>RCB:</b> 27 Ellis Hobbs	<u>31 Brandon Meriweather</u>	
<b>SS:</b> 37 Rodney Harrison	<u>31 Brandon Meriweather</u>	24 Mel Mitchell*
<b>FS:</b> 36 James Sanders	26 Eugene Wilson	23 Willie Andrews 32 Rashad Baker*

## SPECIAL TEAMS

<b>K:</b> 3 Stephen Gostkowski	6 Chris Hanson
<b>P:</b> 6 Chris Hanson	3 Stephen Gostkowski
<b>H:</b> 6 Chris Hanson	16 Matt Cassel
<b>PR:</b> 83 Wes Welker	33 Kevin Faulk
<b>KR:</b> 27 Ellis Hobbs	83 Wes Welker
<b>LS:</b> 66 Lonie Paxton	71 Russ Hochstein

Asterisk (\*) indicates player was inactive for last week's game  
Rookie and first-year players are underlined

## PRONUNCIATION GUIDE

Matt Cassel.....CASTLE	Dan Koppen.....COPE-en
Stephen Gostkowski.....gust-OW-ski	Ryan O'Callaghan.....O'Callahan (silent "g")
Matt Gutierrez.....goot-YAIR-ez	Le Kevin Smith.....Lee • KEE-vin
Russ Hochstein.....HOKE-stine	Adalius Thomas.....ah-DAY-lus
Nick Kaczur.....KÄ-zur	



THREE-TIME SUPER BOWL CHAMPIONS





# PATRIOTS ROSTER AS OF 10/15/2007

## ALPHABETICAL ROSTER

#	NAME	POS	HT	WT	BORN	YR	COLLEGE	H.S. HOMETOWN
52	Alexander, Eric	LB	6-2	240	02/08/82	3	Louisiana State	Port Arthur, Texas
23	Andrews, Willie	DB	5-10	190	11/02/83	2	Baylor	Longview, Texas
32	Baker, Rashad	S	5-10	198	02/22/82	4	Tennessee	Camden, N.J.
88	Brady, Kyle	TE	6-6	280	01/14/72	13	Penn State	Camp Hill, Pa.
12	Brady, Tom	QB	6-4	225	08/03/77	8	Michigan	San Mateo, Calif.
65	Britt, Wesley	T	6-8	320	11/21/81	2	Alabama	Cullman, Ala.
95	Brown, Kareem	DL	6-4	295	01/30/84	R	Miami (Fla.)	Miami, Fla.
54	Bruschi, Teddy	LB	6-1	247	06/09/73	12	Arizona	Roseville, Calif.
16	Cassel, Matt	QB	6-4	230	05/17/82	3	Southern California	Northridge, Calif.
59	Colvin, Rosevelt	LB	6-3	250	09/05/77	9	Purdue	Indianapolis, Ind.
38	Eckel, Kyle	FB	5-11	237	12/30/81	1	Navy	Haverford, Pa.
44	Evans, Heath	RB	6-0	250	12/30/78	7	Auburn	West Palm Beach, Fla.
33	Faulk, Kevin	RB	5-8	202	06/05/76	9	Louisiana State	Carencro, La.
10	Gaffney, Jabar	WR	6-1	200	12/01/80	6	Florida	Jacksonville, Fla.
21	Gay, Randall	CB	5-11	190	05/05/82	4	Louisiana State	Brusly, La.
3	Gostkowski, Stephen	K	6-1	210	01/28/84	2	Memphis	Madison, Miss.
97	Green, Jarvis	DL	6-3	285	01/12/79	6	Louisiana State	Donaldsonville, La.
7	Gutierrez, Matt	QB	6-4	230	06/09/84	R	Idaho State	Concord, Calif.
6	Hanson, Chris	P	6-2	202	10/25/76	9	Marshall	Sharpsburg, Ga.
37	Harrison, Rodney	S	6-1	220	12/15/72	14	Western Illinois	Chicago, Ill.
27	Hobbs, Ellis	CB	5-9	195	05/16/83	3	Iowa State	DeSoto, Texas
71	Hochstein, Russ	G/C	6-4	305	10/07/77	7	Nebraska	Hartington, Neb.
53	Izzo, Larry	LB	5-10	228	09/26/74	12	Rice	Houston, Texas
77	Kaczur, Nick	T	6-4	315	07/28/79	3	Toledo	Brantford, Ontario
67	Koppen, Dan	C	6-2	296	09/12/79	5	Boston College	Whitehall, Pa.
72	Light, Matt	T	6-4	305	06/23/78	7	Purdue	Greenville, Ohio
70	Mankins, Logan	G	6-4	310	03/10/82	3	Fresno State	Catheys Valley, Calif.
39	Maroney, Laurence	RB	5-11	220	02/05/85	2	Minnesota	St. Louis, Mo.
31	Meriweather, Brandon	DB	5-11	200	01/14/84	R	Miami (Fla.)	Apopka, Fla.
24	Mitchell, Mel	S	6-1	225	02/10/79	6	Western Kentucky	Rockledge, Fla.
34	Morris, Sammy	RB	6-0	220	03/23/77	8	Texas Tech	San Antonio, Texas
81	Moss, Randy	WR	6-4	210	02/13/77	10	Marshall	Rand, W. Va.
61	Neal, Stephen	G	6-4	305	10/09/76	6	Cal State-Bakersfield	San Diego, Calif.
68	O'Callaghan, Ryan	T	6-7	330	07/19/83	2	California	Redding, Calif.
66	Paxton, Lonie	LS	6-2	260	03/13/78	8	Sacramento State	Corona, Calif.
82	Rivers, Marcellus	TE	6-4	250	10/26/78	6	Oklahoma State	Oklahoma City, Okla.
22	Samuel, Asante	CB	5-10	185	01/06/81	5	Central Florida	Lauderdale Lakes, Fla.
36	Sanders, James	S	5-10	210	11/11/83	3	Fresno State	Porterville, Calif.
55	Seau, Junior	LB	6-3	250	01/19/69	18	Southern California	Oceanside, Calif.
90	Smith, Le Kevin	DL	6-3	308	07/21/82	2	Nebraska	Macon, Ga.
18	Stallworth, Donté	WR	6-0	200	11/10/80	6	Tennessee	Sacramento, Calif.
96	Thomas, Adalius	LB	6-2	270	08/18/77	8	Southern Mississippi	Equality, Ala.
92	Thomas, Antonio	DL	6-4	305	07/02/81	1	Miami (Fla.)	Belle Glade, Fla.
50	Vrabel, Mike	LB	6-4	261	08/14/75	11	Ohio State	Akron, Ohio
94	Warren, Ty	DL	6-5	300	02/06/81	5	Texas A&M	Bryan, Texas
15	Washington, Kelley	WR	6-3	215	08/21/79	5	Tennessee	Stephens City, Va.
84	Watson, Benjamin	TE	6-3	255	12/18/80	4	Georgia	Rock Hill, S.C.
83	Welker, Wes	WR	5-9	185	05/01/81	4	Texas Tech	Oklahoma City, Okla.
75	Wilfork, Vince	DL	6-2	325	11/04/81	4	Miami (Fla.)	Boynton Beach, Fla.
26	Wilson, Eugene	DB	5-10	195	08/17/80	5	Illinois	Merrillville, Ind.
58	Woods, Pierre	LB	6-5	250	01/06/82	2	Michigan	Cleveland, Ohio
99	Wright, Mike	DL	6-4	295	03/01/82	3	Cincinnati	Cincinnati, Ohio
74	Yates, Billy	G	6-2	305	04/15/80	4	Texas A&M	Fort Worth, Texas

## NUMERICAL ROSTER

#	NAME	POS
3	Stephen Gostkowski	K
6	Chris Hanson	P
7	Matt Gutierrez	QB
10	Jabar Gaffney	WR
12	Tom Brady	QB
15	Kelley Washington	WR
16	Matt Cassel	QB
18	Donté Stallworth	WR
21	Randall Gay	CB
22	Asante Samuel	CB
23	Willie Andrews	DB
24	Mel Mitchell III	S
26	Eugene Wilson	DB
27	Ellis Hobbs III	CB
31	Brandon Meriweather	DB
32	Rashad Baker	S
33	Kevin Faulk	RB
34	Sammy Morris	RB
36	James Sanders	S
37	Rodney Harrison	S
38	Kyle Eckel	FB
39	Laurence Maroney	RB
44	Heath Evans	RB
50	Mike Vrabel	LB
52	Eric Alexander	LB
53	Larry Izzo	LB
54	Tedy Bruschi	LB
55	Junior Seau	LB
58	Pierre Woods	LB
59	Rosevelt Colvin	LB
61	Stephen Neal	G
65	Wesley Britt	T
66	Lonie Paxton	LS
67	Dan Koppen	C
68	Ryan O'Callaghan	T
70	Logan Mankins	G
71	Russ Hochstein	G/C
72	Matt Light	T
74	Billy Yates	G
75	Vince Wilfork	DL
77	Nick Kaczur	T
81	Randy Moss	WR
82	Marcellus Rivers	TE
83	Wes Welker	WR
84	Benjamin Watson	TE
88	Kyle Brady	TE
90	Le Kevin Smith	DL
92	Antonio Thomas	DL
94	Ty Warren	DL
95	Kareem Brown	DL
96	Adalius Thomas	LB
97	Jarvis Green	DL
99	Mike Wright	DL

## PRACTICE SQUAD

#	NAME	POS	HT	WT	BORN	YR	COLLEGE	H.S. HOMETOWN
13	Childress, Bam	WR	5-10	185	03/31/82	2	Ohio State	Warrensville Heights, Ohio
63	Connolly, Dan	G	6-4	313	09/02/82	3	Southeast Missouri St.	St. Louis, Mo.
8	Greene, David	QB	6-3	225	06/22/82	3	Georgia	Snellville, Ga.
19	Jones, C.J.	WR	5-11	195	09/20/80	2	Iowa	Boynton Beach, Fla.
25	Mixon, Tim	CB	5-9	184	07/08/84	R	California	Compton, Calif.
60	Ross, Pat	C	6-3	300	03/16/83	1	Boston College	Reading, Ohio
28	Spann, Antwain	CB	6-0	195	02/22/83	2	Louisiana-Lafayette	Oceanside, Calif.
41	Ventrone, Ray	DB	5-10	200	10/21/82	2	Villanova	Pittsburgh, Pa.

## PRACTICE SQUAD

#	NAME	POS
8	David Greene	QB
13	Bam Childress	WR
19	C.J. Jones	WR
25	Tim Mixon	CB
28	Antwain Spann	CB
41	Ray Ventrone	DB
60	Pat Ross	C
63	Dan Connolly	G

## RESERVE/PHYSICALLY UNABLE TO PERFORM LIST

#	NAME	POS	HT	WT	BORN	YR	COLLEGE	H.S. HOMETOWN
80	Brown, Troy	WR	5-10	196	07/02/71	15	Marshall	Blackville, S.C.
17	Jackson, Chad	WR	6-1	215	03/06/85	2	Florida	Hoover, Ala.
29	Jackson, Eddie	CB	6-0	200	12/19/80	4	Arkansas	Richardson, Texas
93	Seymour, Richard	DL	6-6	310	10/06/79	7	Georgia	Gadsden, S.C.

## RESERVE/PUP LIST

#	NAME	POS
17	Chad Jackson	WR
29	Eddie Jackson	CB
80	Troy Brown	WR
93	Richard Seymour	DL

## RESERVE/INJURED LIST

#	NAME	POS	HT	WT	BORN	YR	COLLEGE	H.S. HOMETOWN
49	Lua, Oscar	LB	6-1	240	05/09/84	R	Southern California	Indio, Calif.
35	Richardson, Mike	CB	5-11	190	02/18/84	R	Notre Dame	Warner Robins, Ga.
30	Scott, Chad	DB	6-1	205	09/06/74	11	Maryland	Suitland, Md.
86	Thomas, David	TE	6-3	248	07/05/83	2	Texas	Wolfforth, Texas

## RESERVE/INJURED LIST

#	NAME	POS
30	Chad Scott	CB
35	Mike Richardson	CB
49	Oscar Lua	LB
86	David Thomas	TE

## HEAD COACH: BILL BELICHICK

**ASSISTANTS:** Nick Caserio, Wide Receivers; Joel Collier, Secondary; Don Davis, Assistant Strength and Conditioning; Ivan Fears, Running Backs; Pepper Johnson, Defensive Line; Pete Mangurian, Tight Ends; Josh McDaniels, Offensive Coordinator/QBs; Harold Nash, Assistant Strength and Conditioning; Matt Patricia, Linebackers; Dean Pees, Defensive Coordinator; Dante Scarnecchia, Assistant Head Coach/Offensive Line; Brad Seely, Special Teams; Mike Woicik, Strength and Conditioning; Kevin Bickers, Coaching Assistant; Josh Boyer, Coaching Assistant; Bill O'Brien, Coaching Assistant.



# 2007 NUMERICAL ROSTER

October 15, 2007

#	NAME	POS	HT	WT	AGE	YR	COLLEGE	HOW ACQ.
3	Stephen Gostkowski	K	6-1	210	23	2	Memphis	D4b-06
6	Chris Hanson	P	6-2	202	30	9	Marshall	FA-07
7	Matt Gutierrez	QB	6-4	230	23	R	Idaho State	FA-07
10	Jabar Gaffney	WR	6-1	200	26	6	Florida	FA-06
12	Tom Brady	QB	6-4	225	30	8	Michigan	D6b-00
15	Kelley Washington	WR	6-3	215	28	5	Tennessee	UFA (CIN)-07
16	Matt Cassel	QB	6-4	230	25	3	Southern California	D7a-05
18	Donté Stallworth	WR	6-0	200	26	6	Tennessee	UFA (PHI)-07
21	Randall Gay	CB	5-11	190	25	4	Louisiana State	FA-04
22	Asante Samuel	CB	5-10	185	26	5	Central Florida	D4b-03
23	Willie Andrews	DB	5-10	190	23	2	Baylor	D7-06
24	Mel Mitchell III	S	6-1	225	28	6	Western Kentucky	UFA(NO)-06
26	Eugene Wilson	DB	5-10	195	27	5	Illinois	D2a-03
27	Ellis Hobbs III	CB	5-9	195	24	3	Iowa State	D3a-05
31	Brandon Meriweather	DB	5-11	200	23	R	Miami (Fla.)	D1-07
32	Rashad Baker	S	5-10	198	25	4	Tennessee	CW (MIN)-06
33	Kevin Faulk	RB	5-8	202	31	9	Louisiana State	D2-99
34	Sammy Morris	RB	6-0	220	30	8	Texas Tech	UFA (MIA)-07
36	James Sanders	S	5-10	210	23	3	Fresno State	D4-05
37	Rodney Harrison	S	6-1	220	34	14	Western Illinois	FA (SD)-03
38	Kyle Eckel	FB	5-11	237	25	1	Navy	FA-07
39	Laurence Maroney	RB	5-11	220	22	2	Minnesota	D1-06
44	Heath Evans	RB	6-0	250	28	7	Auburn	FA-05
50	Mike Vrabel	LB	6-4	261	32	11	Ohio State	UFA (PIT)-01
52	Eric Alexander	LB	6-2	240	25	3	Louisiana State	FA-04
53	Larry Izzo	LB	5-10	228	33	12	Rice	UFA (MIA)-01
54	Tedy Bruschi	LB	6-1	247	34	12	Arizona	D3-96
55	Junior Seau	LB	6-3	250	38	18	Southern California	FA-06
58	Pierre Woods	LB	6-5	250	25	2	Michigan	FA-06
59	Rosevelt Colvin	LB	6-3	250	30	9	Purdue	UFA (CHI)-03
61	Stephen Neal	G	6-4	305	31	6	Cal State-Bakersfield	FA-01
65	Wesley Britt	T	6-8	320	25	2	Alabama	FA-06
66	Lonie Paxton	LS	6-2	260	29	8	Sacramento State	FA-00
67	Dan Koppen	C	6-2	296	28	5	Boston College	D5-03
68	Ryan O'Callaghan	T	6-7	330	24	2	California	D5-06
70	Logan Mankins	G	6-4	310	25	3	Fresno State	D1-05
71	Russ Hochstein	G/C	6-4	305	30	7	Nebraska	FA-02
72	Matt Light	T	6-4	305	29	7	Purdue	D2-01
74	Billy Yates	G	6-2	305	27	4	Texas A&M	FA-05
75	Vince Wilfork	DL	6-2	325	25	4	Miami (Fla.)	D1a-04
77	Nick Kaczur	T	6-4	315	28	3	Toledo	D3b-05
81	Randy Moss	WR	6-4	210	30	10	Marshall	TR (OAK)-07
82	Marcellus Rivers	TE	6-4	250	28	6	Oklahoma State	FA-07
83	Wes Welker	WR	5-9	185	26	4	Texas Tech	TR (MIA)-07
84	Benjamin Watson	TE	6-3	255	26	4	Georgia	D1b-04
88	Kyle Brady	TE	6-6	280	35	13	Penn State	UFA (JAX)-07
90	Le Kevin Smith	DL	6-3	308	25	2	Nebraska	D6c-06
92	Santonio Thomas	DL	6-4	305	26	1	Miami (Fla.)	FA-05
94	Ty Warren	DL	6-5	300	26	5	Texas A&M	D1-03
95	Kareem Brown	DL	6-4	295	23	R	Miami (Fla.)	D4-07
96	Adalius Thomas	LB	6-2	270	30	8	Southern Mississippi	UFA (BAL)-07
97	Jarvis Green	DL	6-3	285	28	6	Louisiana State	D4b-02
99	Mike Wright	DL	6-4	295	25	3	Cincinnati	FA-05

## PRACTICE SQUAD

#	NAME	POS	HT	WT	AGE	YR	COLLEGE	HOW ACQ.
8	David Greene	QB	6-3	225	25	3	Georgia	FA-07
13	Bam Childress	WR	5-10	185	25	2	Ohio State	FA-05
19	C.J. Jones	WR	5-11	195	27	2	Iowa	FA-07
25	Tim Mixon	CB	5-9	184	23	R	California	FA-07
28	Antwain Spann	CB	6-0	195	24	2	Louisiana-Lafayette	FA-07
41	Ray Ventrone	DB	5-10	200	25	2	Villanova	FA-07
60	Pat Ross	C	6-3	300	24	1	Boston College	FA-07
63	Dan Connolly	G	6-4	313	25	3	Southeast Missouri St.	FA-07

## RESERVE/PHYSICALLY UNABLE TO PERFORM LIST

#	NAME	POS	HT	WT	AGE	YR	COLLEGE	HOW ACQ.
17	Chad Jackson	WR	6-1	215	22	2	Florida	D2-06
29	Eddie Jackson	CB	6-0	200	26	4	Arkansas	FA-07
80	Troy Brown	WR	5-10	196	36	15	Marshall	D8-93
93	Richard Seymour	DL	6-6	310	28	7	Georgia	D1-01

## RESERVE/INJURED LIST

#	NAME	POS	HT	WT	AGE	YR	COLLEGE	HOW ACQ.	IR DATE
35	Mike Richardson	CB	5-11	190	23	R	Notre Dame	D6b-07	Aug. 28
30	Chad Scott	DB	6-1	205	33	11	Maryland	FA (PIT)-05	July 30
49	Oscar Lua	LB	6-1	240	23	R	Southern California	D7a-07	Sept. 1
86	David Thomas	TE	6-3	248	24	2	Texas	D3-06	Oct. 3

## HEAD COACH: BILL BELICHICK

**ASSISTANTS:** Nick Caserio, Wide Receivers; Joel Collier, Secondary; Don Davis, Assistant Strength and Conditioning; Ivan Fears, Running Backs; Pepper Johnson, Defensive Line; Pete Mangurian, Tight Ends; Josh McDaniels, Offensive Coordinator/QBs; Harold Nash, Assistant Strength and Conditioning; Matt Patricia, Linebackers; Dean Pees, Defensive Coordinator; Dante Scarnecchia, Assistant Head Coach/Offensive Line; Brad Seely, Special Teams; Mike Woick, Strength and Conditioning; Kevin Bickers, Coaching Assistant; Josh Boyer, Coaching Assistant; Bill O'Brien, Coaching Assistant.





# 2007 POSITIONAL ROSTER

October 15, 2007

DEFENSE (25)								
#	NAME	POS	HT	WT	BORN	YR	COLLEGE	H.S. HOMETOWN
<b>DEFENSIVE LINE (7)</b>								
95	Brown, Kareem	DL	6-4	295	01/30/84	R	Miami (Fla.)	Miami, Fla.
97	Green, Jarvis	DL	6-3	285	01/12/79	6	Louisiana State	Donaldsonville, La.
90	Smith, Le Kevin	DL	6-3	308	07/21/82	2	Nebraska	Macon, Ga.
92	Thomas, Antonio	DL	6-4	305	07/02/81	1	Miami (Fla.)	Belle Glade, Fla.
94	Warren, Ty	DL	6-5	300	02/06/81	5	Texas A&M	Bryan, Texas
75	Wilfork, Vince	DL	6-2	325	11/04/81	4	Miami (Fla.)	Boynton Beach, Fla.
99	Wright, Mike	DL	6-4	295	03/01/82	3	Cincinnati	Cincinnati, Ohio
<b>LINEBACKER (8)</b>								
52	Alexander, Eric	LB	6-2	240	02/08/82	3	Louisiana State	Port Arthur, Texas
54	Bruschi, Tedy	LB	6-1	247	06/09/73	12	Arizona	Roseville, Calif.
59	Colvin, Roosevelt	LB	6-3	250	09/05/77	9	Purdue	Indianapolis, Ind.
53	Izzo, Larry	LB	5-10	228	09/26/74	12	Rice	Houston, Texas
55	Seau, Junior	LB	6-3	250	01/19/69	18	Southern California	Oceanside, Calif.
96	Thomas, Adarius	LB	6-2	270	08/18/77	8	Southern Mississippi	Equality, Ala.
50	Vrabel, Mike	LB	6-4	261	08/14/75	11	Ohio State	Akron, Ohio
58	Woods, Pierre	LB	6-5	250	01/06/82	2	Michigan	Cleveland, Ohio
<b>CORNERBACK (4)</b>								
21	Gay, Randall	CB	5-11	190	05/05/82	4	Louisiana State	Brusly, La.
27	Hobbs, Ellis	CB	5-9	195	05/16/83	3	Iowa State	DeSoto, Texas
31	Meriweather, Brandon	DB	5-11	200	01/14/84	R	Miami (Fla.)	Apopka, Fla.
22	Samuel, Asante	CB	5-10	185	01/06/81	5	Central Florida	Ft. Lauderdale, Fla.
<b>SAFETY (6)</b>								
23	Andrews, Willie	DB	5-10	190	11/02/83	2	Baylor	Longview, Texas
32	Baker, Rashad	S	5-10	198	02/22/82	4	Tennessee	Camden, N.J.
37	Harrison, Rodney	S	6-1	220	12/15/72	14	Western Illinois	Chicago, Ill.
24	Mitchell, Mel	S	6-1	225	02/10/79	6	Western Kentucky	Rockledge, Fla.
36	Sanders, James	S	5-10	210	11/11/83	3	Fresno State	Porterville, Calif.
26	Wilson, Eugene	DB	5-10	195	08/17/80	5	Illinois	Merrillville, Ind.
OFFENSE (25)								
#	NAME	POS	HT	WT	BORN	YR	COLLEGE	H.S. HOMETOWN
<b>OFFENSIVE LINE (9)</b>								
65	Britt, Wesley	T	6-8	320	11/21/81	2	Alabama	Cullman, Ala.
71	Hochstein, Russ	G/C	6-4	305	10/07/77	7	Nebraska	Hartington, Neb.
77	Kaczur, Nick	T	6-4	315	07/28/79	3	Toledo	Brantford, Ontario
67	Koppen, Dan	C	6-2	296	09/12/79	5	Boston College	Whitehall, Pa.
72	Light, Matt	T	6-4	305	06/23/78	7	Purdue	Greenville, Ohio
70	Mankins, Logan	G	6-4	310	03/10/82	3	Fresno State	Catheys Valley, Calif.
61	Neal, Stephen	G	6-4	305	10/09/76	6	Cal State-Bakersfield	San Diego, Calif.
68	O'Callaghan, Ryan	T	6-7	330	07/19/83	2	California	Redding, Calif.
74	Yates, Billy	G	6-2	305	04/15/80	4	Texas A&M	Fort Worth, Texas
<b>QUARTERBACK (3)</b>								
12	Brady, Tom	QB	6-4	225	08/03/77	8	Michigan	San Mateo, Calif.
16	Cassel, Matt	QB	6-4	230	05/17/82	3	Southern California	Northridge, Calif.
7	Gutierrez, Matt	QB	6-4	230	06/09/84	R	Idaho State	Concord, Calif.
<b>WIDE RECEIVER (5)</b>								
10	Gaffney, Jabar	WR	6-1	200	12/01/80	6	Florida	Jacksonville, Fla.
81	Moss, Randy	WR	6-4	210	02/13/77	10	Marshall	Rand, W. Va.
18	Stallworth, Donté	WR	6-0	200	11/10/80	6	Tennessee	Sacramento, Calif.
15	Washington, Kelley	WR	6-3	215	08/21/79	5	Tennessee	Stephens City, Va.
83	Welker, Wes	WR	5-9	185	05/01/81	4	Texas Tech	Oklahoma City, Okla.
<b>RUNNING BACK (5)</b>								
38	Eckel, Kyle	FB	5-11	237	12/30/81	1	Navy	Haverford, Pa.
44	Evans, Heath	RB	6-0	250	12/30/78	7	Auburn	West Palm Beach, Fla.
33	Faulk, Kevin	RB	5-8	202	06/05/76	9	Louisiana State	Carencro, La.
39	Manney, Laurence	RB	5-11	220	02/05/85	2	Minnesota	St. Louis, Mo.
34	Morris, Sammy	RB	6-0	220	03/23/77	8	Texas Tech	San Antonio, Texas
<b>TIGHT END (3)</b>								
88	Brady, Kyle	TE	6-6	280	01/14/72	13	Penn State	Camp Hill, Pa.
84	Watson, Benjamin	TE	6-3	255	12/18/80	4	Georgia	Rock Hill, S.C.
82	Rivers, Marcellus	TE	6-4	250	10/26/78	6	Oklahoma State	Oklahoma City, Okla.
SPECIALISTS (3)								
#	NAME	POS	HT	WT	BORN	YR	COLLEGE	H.S. HOMETOWN
<b>SPECIALISTS (3)</b>								
3	Gostkowski, Stephen	K	6-1	210	01/28/84	2	Memphis	Madison, Miss.
6	Hanson, Chris	P	6-2	202	10/25/76	9	Marshall	Sharpsburg, Ga.
66	Paxton, Lonie	LS	6-2	260	03/13/78	8	Sacramento State	Corona, Calif.
RESERVE/PHYSICALLY UNABLE TO PERFORM LIST (4)								
#	NAME	POS	HT	WT	BORN	YR	COLLEGE	H.S. HOMETOWN
80	Brown, Troy	WR	5-10	196	07/02/71	15	Marshall	Blackville, S.C.
17	Jackson, Chad	WR	6-1	215	03/06/85	2	Florida	Hoover, Ala.
29	Jackson, Eddie	CB	6-0	200	12/19/80	4	Arkansas	Richardson, Texas
93	Seymour, Richard	DL	6-6	310	10/06/79	7	Georgia	Gadsden, S.C.
RESERVE/INJURED LIST (4)								
#	NAME	POS	HT	WT	BORN	YR	COLLEGE	H.S. HOMETOWN
49	Lua, Oscar	LB	6-1	240	05/09/84	R	Southern California	Indio, Calif.
35	Richardson, Mike	CB	5-11	190	02/18/84	R	Notre Dame	Warner Robins, Ga.
30	Scott, Chad	DB	6-1	205	09/06/74	11	Maryland	Suitland, Md.
86	Thomas, David	TE	6-3	248	07/05/83	2	Texas	Wolfforth, Texas



# PATRIOTS IN THE COMMUNITY

## PATRIOTS EMPHASIZE FITNESS AND NUTRITION AT ANNUAL HOMETOWN HUDDLE

On Tuesday, October 9, Ty Warren, Ellis Hobbs, Willie Andrews and Eric Alexander traded in their playbooks for measuring cups to teach youth about the importance of eating healthy and keeping active as part of United Way of Massachusetts Bay and Merrimack Valley's (UWMB/MV) annual Hometown Huddle.

This year's Hometown Huddle, which took place at the Boys & Girls Clubs of Boston's Gerald and Darlene Jordan Club in Chelsea, encouraged youth to factor nutrition and fitness into their daily routines. The Patriots players talked with participants about the role that healthy living plays in their lives and walked them through some simple ways to stay active and eat well. The event began with a cooking lesson in the club's Kids Café, where the players taught the youth how to create fruit and yogurt parfaits while talking about the nutritional benefits of dairy and fruit. The kids and players then moved to the gymnasium for some athletic drills and football training basics that they could learn and replicate on their own. After the fitness session the players talked one-on-one with the kids as they signed autographs for the group.



Ellis Hobbs makes healthy snacks with kids from the Boys & Girls Club in Chelsea as a part of the 2007 Hometown Huddle event.

The NFL and United Way partnership is the longest running charitable collaboration of its kind. Hometown Huddle is a league-wide day of service that provides NFL players and coaches from each team the opportunity to take part in a variety of community-service activities. The Hometown Huddle partnership between the New England Patriots and United Way of Massachusetts Bay began in 1999 and has brought community-focused events to towns throughout the region.



**LEFT: Willie Andrews demonstrates a football drill during the 2007 Hometown Huddle. RIGHT: Ty Warren talks with members of the Boys & Girls Club about healthy eating.**

## PATRIOTS HIGH SCHOOL COACH OF THE WEEK

Abington High School's Jim Kelliher has been named the New England Patriots High School Coach of the Week in recognition of his team's 5-0 start to the 2007 season. Abington scored on a trick play with 1:54 remaining to beat East Bridgewater 22-15 in a key South Shore League matchup to stay undefeated on the season. Kelliher is in his 33rd year coaching at Abington.

This season marks the 12th year in which the Patriots have joined the National Football League in conducting the High School Coach of the Week program, which recognizes outstanding high school coaches and promotes youth football throughout New England.

The New England Patriots Charitable Foundation will donate \$1,000 to Abington High School's football program in Kelliher's name in recognition of his selection as Coach of the Week. At the conclusion of the season, one of the previous weekly honorees will be named the New England Patriots High School Coach of the Year, and will receive a \$2,000 contribution to go toward the school's football program.