



PATRIOTS BATTLE DOLPHINS IN SOUTH FLORIDA

MEDIA SCHEDULE

TUESDAY, NOVEMBER 18

10:00 – 11:30 a.m. Media Check-In (Ticket Window 15)
10:45 – 11:00 a.m. Coach Belichick Press Conf.
11:10 – 11:55 a.m. Open Locker Room
Approx. 12:55 p.m. Local Media Practice Access

WEDNESDAY, NOVEMBER 19

10:00 – 11:30 a.m. Media Check-In (Ticket Window 15)
10:45 – 11:00 a.m. Coach Belichick Press Conf.
11:10 – 11:55 a.m. Open Locker Room
Approx. 12:55 p.m. Local Media Practice Access
2:10 – 2:40 p.m. Dolphins Conference Calls

THURSDAY, NOVEMBER 20

10:00 – 11:30 a.m. Media Check-In (Ticket Window 15)
11:10 – 11:55 a.m. Open Locker Room and
11:10 – 11:20 a.m. Matt Cassel Media Availability
Approx. 12:45 p.m. Local Media Practice Access

FRIDAY, NOVEMBER 21

10:00 – 11:30 a.m. Media Check-In (Ticket Window 15)
10:45 – 11:00 a.m. Coach Belichick Press Conf.
11:00 – 11:45 a.m. Open Locker Room
Approx. 12:10 p.m. Local Media Practice Access

SATURDAY, NOVEMBER 22

Travel to South Florida – No Media Availability

SUNDAY, NOVEMBER 23

1:00 p.m. Patriots at Miami Dolphins

2008 PATRIOTS SCHEDULE

Sun., Sept. 7	Kansas City	W	17-10
Sun., Sept. 14 at	N.Y. Jets	W	19-10
Sun., Sept. 21	Miami	L	13-38
Sun., Sept. 28	BYE WEEK		
Sun., Oct. 5 at	San Francisco	W	30-21
Sun., Oct. 12 at	San Diego	L	10-30
Mon., Oct. 20	Denver	W	41-7
Sun., Oct. 26	St. Louis	W	23-16
Sun., Nov. 2 at	Indianapolis	L	15-18
Sun., Nov. 9	Buffalo	W	20-10
Thurs., Nov. 13	N.Y. Jets	L ot	31-34
Sun., Nov. 23 at	Miami	1:00	CBS
Sun., Nov. 30	Pittsburgh	4:15*	CBS*
Sun., Dec. 7 at	Seattle	8:15*	NBC*
Sun., Dec. 14 at	Oakland	4:15*	CBS*
Sun., Dec. 21	Arizona	1:00*	FOX*
Sun., Dec. 28 at	Buffalo	1:00*	CBS*

*-Time and network subject to change per the NFL flexible scheduling policy

AFC EAST STANDINGS

Team	W	L	T	Pct.	PF	PA
New York Jets	7	3	0	.700	289	221
NEW ENGLAND	6	4	0	.600	219	194
Miami Dolphins	6	4	0	.600	209	197
Buffalo Bills*	5	4	0	.556	192	189

*-Not Including MNF (11/17/08)

NEW ENGLAND PATRIOTS (6-4) at MIAMI DOLPHINS (6-4)

Sunday, November 23, 2008 ★ Dolphin Stadium (75,540) ★ 1:00 p.m. EST

The Patriots will travel to South Florida for an AFC East showdown with the Miami Dolphins. The Patriots fell to the Dolphins 38-13 on Sept. 21, but have not been swept in a season series with a divisional opponent since 2000. Miami enters the game as one of the NFL's hottest teams, having won four straight games and tying the AFC's second longest current winning streak. New England has won two of its last three games in Miami, and features an offense that last week gained 511 total net yards, the franchise's highest single-game total since 1979. New England's game against the Dolphins will be its fourth straight contest against a team with a winning record, and the streak will be extended to five games when the 7-3 Pittsburgh Steelers come to Gillette Stadium for a Thanksgiving Weekend clash in two weeks.

BOUNCING BACK

Since the beginning of the 2003 season, the Patriots are 16-1 (.941) in games following a loss. New England fell to the New York Jets last week in overtime, 34-31. Over the last five-plus seasons (2003-08), the Patriots have only lost back-to-back games on one occasion (Nov. 5 and Nov. 12, 2006).

DIVISIONAL SUCCESS

This week's game against the Dolphins is the third in a streak of three straight AFC East games for the Patriots, marking their first string of back-to-back-to-back divisional contests since 2001. Over the last seven-plus seasons (2001-08), the Patriots have compiled a 37-11 (.771) divisional record, marking the best divisional record in the NFL. Pittsburgh ranks second with a 36-13 (.735) divisional mark since 2001. New England's five straight division championships heading into this season are the most in the history of the AFL/AFC East division (1960-present). The Patriots have won the AFC East title in six of the last seven years (2001, 2003-07).

BROADCAST INFORMATION

TELEVISION: This week's game will be broadcast to a national audience by CBS. The game can also be seen in the Boston area on WBZ-TV Channel 4. Greg Gumbel and Dan Dierdorf will call the game.

RADIO: WBCN 104.1 FM is the flagship station for the Patriots Rock Radio Network. A complete listing of the network's 36 stations can be found in this press release. Play-by-play broadcaster Gil Santos is in his 32nd season as the voice of the Patriots and will call the action along with Patriots Hall of Famer Gino Cappelletti. Santos and Cappelletti are celebrating their 25th anniversary season.

PATRIOTS MEDIA WEBSITE

The Patriots' media-only website, located at <http://media.patriots.com>, will be updated for registered users throughout the season with all the latest media information, schedules, rosters and press releases in addition to archived information dating back to 2002. The media site also serves as the team's primary credentialing system for Patriots home games.

MEDIA CONTACTS

PATRIOTS MEDIA RELATIONS OFFICE: 508-384-4203

Stacey James.....Vice President of Media Relations.....staceyj@patriots.com.. 508-384-9105
Casey O'Connell...Director of Media Relations.....caseyo@patriots.com.. 508-326-6870
Jeff Cournoyer.....Asst. Director of Corporate Communications.....jeffco@patriots.com.. 508-549-0492
Scott Barboza.....Media Relations Assistant.....scottb@patriots.com.. 508-384-9195
Tara Bertrand.....Administrative Assistant.....tarab@patriots.com.. 508-384-4311

Super Bowl Champions: 2001, 2003, 2004 ★ Conference Champions: 1985, 1996, 2001, 2003, 2004, 2007

Division Champions: 1963, 1978, 1986, 1996, 1997, 2001, 2003, 2004, 2005, 2006, 2007



Playoff Seasons: 1963, 1976, 1978, 1982, 1985, 1986, 1994, 1996, 1997, 1998, 2001, 2003, 2004, 2005, 2006, 2007



PATRIOTS VS. DOLPHINS

SERIES HISTORY

The New England Patriots and Miami Dolphins will square off for the 87th time in their history in their 43rd year as division foes. New England has won 10 of the last 15 games against Miami. The Dolphins have had the upper hand at home against the Patriots as they hold a 32-10 record in games played in Miami. The Patriots swept the season series last year for the first time



since 2003. Earlier this season, Miami snapped New England's NFL record 21-game regular-season win streak with a 38-13 victory at Gillette Stadium on Sept. 21, 2008. **A complete listing of the results between the Patriots and Dolphins can be found on pages 276 and 277 of the 2008 Patriots Media Guide. In addition to the games listed in the media guide, the Dolphins defeated the Patriots on Sept. 21, 2008 at Gillette Stadium.**

SERIES TRENDS

Miami 49, New England 37

(Including New England 2, Miami 1 in Playoffs)

Record in New England	26-17 (Incl. 1-0 in playoffs)
Record in Foxborough	24-15 (1-0)
Record in Boston	2-2
Record in Miami	10-32 (Incl. 1-1 in playoffs)
Record at Dolphins / Pro Player / Joe Robbie Stadium	7-14
Record at Orange Bowl	3-18 (1-1)
Record in Tampa*	1-0
Seasonal Sweeps	Patriots 6, Dolphins 13
Seasonal Splits	21 (Most recent 2006)
Bill Belichick vs. Miami	9-10 (9-8 with New England)
Tony Sparano vs. New England	1-0

*-A Miami home game was played in Tampa in 1969

TALE OF THE TAPE

2008 Regular Season	New England	Miami
Record	6-4	6-4
Divisional Standings	T-2nd	T-2nd
Total Yards Gained	3,464	3,535
Total Offense (Rank)	346.4 (10)	353.5 (8)
Rush Offense	132.2 (8)	117.5 (12)
Pass Offense	214.2 (12)	236.0 (9)
Points Per Game	21.9 (T-19)	20.9 (T-23)
Touchdowns Scored	21	24
Third Down Conversion Pct.	44.4	35.0
Total Yards Allowed	3,084	3,139
Total Defense (Rank)	308.4 (12)	313.9 (14)
Rush Defense	104.0 (14)	91.3 (9)
Pass Defense	204.4 (13)	222.6 (19)
Points Allowed/Game	19.4 (9)	19.7 (10)
Touchdowns Allowed	22	21
Third Down Defense (Pct.)	43.4	36.5
Field Goals Made/Attempted	24/26	13/15
Possession Avg.	32:07	31:27
Sacks Allowed/Yards Lost	33/157	20/100
Sacks Made/Yards	19/147	27/145
Interceptions For/Against	10/7	7/5
Penalties Against/Yards	31/308	42/376
Punts/Avg.	32/44.3	49/44.8
Turnover Differential	+2	+7

PATRIOTS-DOLPHINS QUICK HITS

- Since Bill Belichick became Patriots head coach in 2000, New England is 9-8 (.529) against the Miami Dolphins and 102-36 (.739) against the other 30 NFL teams.
- Since 2001, the Patriots are 37-11 against AFC East opponents. More than half of those losses (6) have come to Miami. The Patriots are 9-6 against the Dolphins over that span and are 13-4 against the New York Jets and 14-1 against the Buffalo Bills in that time.
- The Patriots have not been swept in their season series with a divisional opponent since 2000, when they lost both games to Miami and also to the New York Jets.
- The Dolphins are one of just five teams to have defeated the Patriots more than once in the last eight seasons (2001-08), having beaten the Patriots six times in that span. The other teams are Denver (5), New York Jets (4), Indianapolis (3) and San Diego (2).
- In three career games against the Dolphins, **Wes Welker** has caught 20 passes for 242 yards and two touchdowns, averaging 6.7 catches and 80.7 receiving yards per game against his former club. Those averages are the best against any team Welker has faced more than once in his career.
- Last season, **Randy Moss** caught two touchdown passes in each of the Patriots' two games against Miami. He has caught five scoring passes in six career games against the Dolphins.

PASSING PERFORMANCES

Matt Cassel suffered his first career loss as a starter to the Dolphins on Sept. 21, 2008. Cassel has played against the Dolphins in each of his four NFL seasons. Cassel saw his first significant NFL action against the Dolphins in the 2005 regular-season finale on Jan. 1, 2006.

Chad Pennington is very familiar with the Patriots, as he spent eight seasons with the New York Jets prior to joining the Dolphins in 2008. In his nine previous starts against New England (including one playoff game), Pennington is 3-6.

Matt Cassel vs. Miami (0-1 as starter)

Date	A	C	Yd	%	TD	I	Rating	W/L	Score
01/01/06	20	11	168	.550	2	0	116.2	Did Not Start	
12/10/06	3	2	12	.667	0	0	74.3	Did Not Start	
10/21/07	2	0	0	.000	0	1	0.0	Did Not Start	
09/21/08	31	19	131	.613	1	1	68.1	0-1	13-38
Totals	56	32	311	.571	3	2	75.8	0-1	

Chad Pennington vs. Patriots (3-6 as starter)

Date	A	C	Yd	%	TD	I	Rating	W/L	Score
09/15/02	10	3	39	.300	0	0	43.3	Did Not Start	
12/22/02	33	23	285	.697	3	0	126.5	W	30-17
12/20/03	43	24	229	.558	0	5	31.2	L	16-21
10/24/04	30	19	162	.622	0	0	77.4	L	7-13
12/26/04	36	22	252	.611	1	2	68.3	L	7-23
09/17/06	37	22	306	.595	2	1	92.8	L	17-24
11/12/06	33	22	168	.667	1	1	76.3	W	17-14
01/07/07*	40	23	300	.575	1	1	79.2	L	16-37
09/09/07	21	16	167	.762	2	0	130.5	L	14-38
12/16/07	38	25	184	.658	0	0	77.1	Did Not Start	
09/21/08	20	17	226	.850	0	0	113.8	W	38-13
Totals	341	216	2318	.633	10	10	80.7	3-6	

*-Playoffs

LAST MEETING: DOLPHINS 38, PATRIOTS 13

September 21, 2008 ★ Gillette Stadium (Att: 68,756)

	1	2	3	4	Final
Miami Dolphins	7	14	7	10	— 38
New England Patriots	0	6	7	0	— 13

The Patriots fell to 2-1 on the season, dropping a 38-13 decision to the Miami Dolphins at Gillette Stadium. New England's 21-game regular-season winning streak was broken as the Patriots lost in regular season play for the first time since Dec. 10, 2006, when they fell 21-0 at Miami. The Patriots lost at home for the first time since Nov. 12, 2006, snapping a streak of 15 straight home victories in the regular season and playoffs.



PATRIOTS VS. DOLPHINS

CONNECTIONS

- Dolphins executive vice president-football operations **Bill Parcells** served as the Patriots head coach from 1993-1996. He compiled a 32-32 record with the team. In 1996 he led the Patriots to an AFC East title and a berth into Super Bowl XXXI. He also served as the Patriots linebackers coach in 1980.
- Patriots linebacker **Tedy Bruschi** is the only player remaining on the Patriots' roster from Parcells' tenure as New England head coach. Bruschi was a rookie in Parcells' final season with the Patriots in 1996.
- Patriots head coach **Bill Belichick** and Dolphins executive vice president-football operations **Bill Parcells** coached together for 15 seasons with the Giants, Patriots and Jets. The pair went to three Super Bowls together.
- Dolphins head coach **Tony Sparano** was born in West Haven, Conn. and was a four-year letterman at center at the University of New Haven. He started his career coaching at New Haven, before spending six seasons at Boston University, and then five more as the head coach at New Haven.
- Patriots special assistant-secondary coach **Dom Capers** was on the Miami Dolphins coaching staff the past two seasons. In 2006, Capers served as the special assistant to the head coach under head coach Nick Saban. In 2007, Capers served as defensive coordinator under head coach Cam Cameron.
- Patriots wide receiver **Randy Moss** paired up with Dolphins quarterback **Chad Pennington** to set an NCAA season record for touchdowns (24) at Marshall University in 1997. Patriots punter **Chris Hanson** was also on the squad.
- Dolphins wide receivers coach **Karl Dorrell** was the head coach at UCLA during Patriots wide receiver **Matthew Slater's** four years as a Bruin.
- Patriots wide receiver **Wes Welker** signed with the Dolphins in 2004 after being waived by the San Diego Chargers. In 2004, Welker became the first player in NFL history to return a punt, return a kick, kick a field goal, kick an extra point and kick off in the same game when he did so against New England. On March 5, 2007, he was acquired by the Patriots from the Dolphins in exchange for draft picks in the second and seventh rounds of the 2007 NFL Draft.
- Dolphins offensive coordinator **Dan Henning** served as Boston College's head coach from 1994-96.
- Patriots linebacker **Shawn Crable** and Dolphins quarterback **Chad Henne** and tackle **Jake Long** are all rookies from the University of Michigan.
- Dolphins offensive line coach **Mike Maser** held the same position at Boston College from 1981-93.
- Dolphins outside linebackers coach **Jim Reid** served as Boston College's defensive coordinator in 1994.
- Patriots linebacker **Larry Izzo** originally signed with the Dolphins as a rookie free agent following the 1996 NFL Draft and played for Miami from 1996-2000. Izzo earned Pro Bowl honors with Miami in 2000.
- Patriots fullback **Heath Evans** played in the first six games of the 2005 season for the Dolphins and earned two starts. The Patriots signed him on Nov. 1, 2005. Evans is a native of West Palm Beach, Fla.
- Patriots guard **Billy Yates** was originally signed by the Dolphins as a rookie free agent in 2003. He was waived by Miami on Sept. 5, 2004 and signed to the Patriots practice squad on Sept. 11, 2004.
- Patriots special assistant-secondary coach **Dom Capers**, while the Houston Texans head coach, drafted Dolphins linebacker **Charlie Anderson** in the sixth round (200 selection) of the 2004 draft. Anderson played under Capers in Houston from 2004-05.
- Patriots wide receiver **Jabar Gaffney** and safety **Lewis Sanders** were teammates with Dolphins linebacker **Charlie Anderson** on the Houston Texans in 2005.

CONNECTIONS (Cont.)

- Patriots cornerback **Ellis Hobbs** is the nephew of former Dolphins defensive lineman **William Gaines**. Gaines played for the Dolphins in 1994 and also played for the Washington Redskins.
- Patriots wide receiver **Kelley Washington** played at the University of Tennessee in 2001 with Dolphins cornerback **Jason Allen**.
- Patriots linebacker **Mike Vrabel** and Dolphins linebacker **Joey Porter** were teammates with the Pittsburgh Steelers from 1999-2000.
- Dolphins quarterback **Chad Pennington** and Patriots running back **LaMont Jordan** were teammates with the New York Jets from 2001-04.
- Patriots defensive lineman **Vince Wilfork** was a teammate of Dolphins tackle **Vernon Carey** at the University of Miami from 2002-03.
- Patriots tackle **Wesley Britt** and Dolphins guard **Justin Smiley** were teammates at the University of Alabama from 2001-03.
- Patriots wide receiver **Jabar Gaffney** is from Jacksonville, Fla. and attended the University of Florida.
- Patriots defensive back **Brandon Meriweather**, a Florida native, is an alumnus of the University of Miami and attended Apopka High School in Apopka, Fla. (near Orlando).
- Dolphins director of college scouting **Chris Grier's** first NFL position was as an intern for the Patriots in 1994. He spent five seasons working in the personnel department before joining Miami in 2000. Grier was a two-year letterman at the University of Massachusetts-Amherst. He is the son of Bobby Grier, the former Vice President of Player Personnel for New England.
- Patriots tackle **Matt Light** and Dolphins linebacker **Akin Ayodele** were teammates at Purdue from 1999-2000.
- Dolphins wide receiver **Brandon London** attended the University of Massachusetts.

THIS WEEK IN PATRIOTS HISTORY

November 17-23

Forty-Nine Years Ago: Nov. 22, 1959 - Northwestern RB Ron Burton is selected as first draft choice and Syracuse RB Gerhardt Schwedes is made first territorial choice.

Forty-Eight Years Ago: Nov. 25, 1960 - The Patriots host the Houston Oilers in front of 27,123 fans at B.U. Field, recording the first sellout in the history of the AFL.

Twenty Years Ago: Nov. 23, 1988 - K-Korp, a company co-owned by Robert Kraft, purchases Sullivan Stadium.

Ten Years Ago: Nov. 23, 1998 - Playing with a fractured index finger on his throwing hand, Drew Bledsoe leads a game-winning drive to beat the Miami Dolphins 26-23 on a 25-yard touchdown pass to Shawn Jefferson with 29 seconds left.

Eight Years Ago: Nov. 19, 2000 - Tackle Bruce Armstrong became the Patriots' all-time leader in games played when he started his 207th career game vs. Cincinnati.

Seven Years Ago: Nov. 19, 2001 - The grass playing surface was installed at Gillette Stadium.

Two Years Ago: Nov. 19, 2006 - The Patriots shut out the Green Bay Packers at Lambeau Field, 35-0. The shutout was New England's first road shutout in more than 20 years.

One Year Ago: Nov. 18, 2007 - The Patriots tie a franchise record for points in a 56-10 win at Buffalo. Randy Moss sets a team record with four touchdown catches.

One Year Ago: Nov. 19, 2007 - A topping off ceremony is held for The Hall at Patriot Place.



LAST WEEK: JETS 34, PATRIOTS 31 (OT)

JETS 34, PATRIOTS 31 (OT)

November 13, 2008 ★ Gillette Stadium (Att: 68,756)

	1	2	3	4	OT	Final
New York Jets	10	14	0	7	3	— 34
New England Patriots	3	10	8	10	0	— 31

The Patriots lost an overtime game for the first time since 2000, falling to the Jets, 34-31. New England came all the way back from a 24-6 second-quarter deficit to force overtime on a 16-yard touchdown pass from Matt Cassel to Randy Moss with one second left in regulation to tie the game at 31. The Patriots' 511 total net yards in the game were the franchise's highest single-game total since gaining a franchise-record 579 total net yards on Sept. 9, 1979.

CASSEL PASSES FOR 400 YARDS

Matt Cassel totaled a career-high 400 yards on 30-for-51 passing, recording the ninth 400-yard passing game in Patriots history and the first since Tom Brady had 410 passing yards on Sept. 22, 2002 in an overtime win over Kansas City. Cassel joins Drew Bledsoe (4 times), Tom Brady (1), Tony Eason (1), Steve Grogan (1) and Tom Ramsey (1) as the only quarterbacks in Patriots history to exceed 400 passing yards in a game.

CASSEL SETS CAREER HIGHS

Matt Cassel set single-game career highs for passing yards (400), passing attempts (51), pass completions (30) and rushing yards (62). He also tied his career best with three touchdown passes. Cassel's 51 attempts were the most for a Patriots player since Tom Brady attempted 54 passes against Philadelphia on Nov. 25, 2007. His 30 completions were the most by a New England player since Brady had 32 completions against the New York Giants on Dec. 29, 2007.

TWO-MINUTE DRILLS

Matt Cassel led clutch two-minute drills at the end of each half, as the Patriots scored key touchdowns with 15 seconds left in the first half and one second left in the second half.

- The first-half two-minute drill covered 68 yards in 10 plays over 1:29, ending in a 19-yard touchdown pass to Jabar Gaffney that cut the Jets lead to 24-13 with 15 seconds left in the first half. The Patriots got the ball, down 24-6, on their own 32-yard line with 1:44 left in the first half. Cassel completed 4-of-8 passes for 47 yards on the drive and ran twice for 21 yards (including a career-long 19-yard scamper).
- The second-half two-minute drill covered 62 yards in eight plays over 1:03, ending in a 16-yard touchdown pass to Randy Moss in the side of the end zone. The extra point following that touchdown tied the score at 31 and sent the game into overtime. Cassel completed 6-of-8 passes on the drive for 67 yards (the two incompletions were spikes to stop the clock).

OVERTIME STREAK SNAPPED

Prior to the 34-31 defeat to the Jets, the Patriots had won an NFL-record eight straight overtime games (including playoffs). The streak dated back to 2000. The last time the Patriots lost an overtime game was on Nov. 5, 2000, when the Buffalo Bills won 16-13 at Foxboro Stadium. Before falling to the Jets, the Patriots' last overtime game was on Nov. 23, 2003 at Houston, and New England claimed a 23-20 win. The overtime game against the Jets was the third in Gillette Stadium history, with the others being a 41-38 win over Kansas City on Sept. 22, 2002 and a 27-24 win over Miami on Dec. 29, 2002.

WELKER EXTENDS NFL RECORD

Wes Welker had seven receptions for 108 yards, extending his NFL record for most consecutive games with six or more receptions to begin a season. Welker has had at least six catches in each of New England's 10 games this year, topping the previous mark of eight straight games with six or more catches to begin the season (Jimmy Smith, 2001). Dating back to last season, Welker has had six or more receptions in 11 straight regular-season games and 14 straight games including playoffs. Welker's 108 receiving yards against the Jets marked his second consecutive 100-yard receiving game and was the sixth 100-yard receiving game of his career.

MOSS SCORES

Randy Moss caught a 16-yard touchdown pass from Matt Cassel with one second left in the fourth quarter. The ensuing extra point tied the game at 31 and sent the contest into overtime. The touchdown catch was Moss's team-high fifth of the season. Since joining the Patriots prior to the 2007 season, Moss has made 28 touchdown receptions – the most in the NFL over that span (Terrell Owens, 21). The touchdown was the 129th of Moss's career, a total that ranks fourth on the NFL's all-time list and is just one shy of third place (Cris Carter, 130).

GAFFNEY SCORES

Jabar Gaffney caught a 19-yard touchdown pass from Matt Cassel with 15 seconds left in the first half to cut the Jets' lead to 24-13. The touchdown was Gaffney's second of the season and his first since Sept. 21 against Miami. The touchdown catch was the 15th of Gaffney's seven-year career and it was his eighth scoring grab since being signed by the Patriots as a free agent on Oct. 9, 2006. Gaffney also grabbed a key 2-point conversion pass from Cassel on the final play of the third quarter to cut the Jets' lead to 24-21.

TURNING OVER POINTS

Jason Webster forced Jericho Cotchery to fumble at the Patriots' 48-yard line in the fourth quarter and Gary Guyton recovered the loose ball at the Patriots' 40-yard line to give possession back to New England. The takeaway set up a 6-play, 31-yard drive that ended in a 47-yard field goal by Stephen Gostkowski that tied the game at 24-24 after New England trailed 24-6 late in the second quarter. For Webster, who was signed by the Patriots as a free agent on Nov. 5, the forced fumble was eighth of his career. For Guyton, who was signed by the Patriots as an undrafted free agent this past offseason, the fumble recovery was his team-leading second of the season.

SACK ATTACK

Richard Seymour and Vince Wilfork each came up with key sacks as the Patriots forced a three-and-out by the Jets immediately following a lost fumble by New England on the opening possession of the second half.

- Vince Wilfork sacked Brett Favre for a 9-yard loss in the third quarter, recording his first sack of the season and raising his career sack total to 6.5. The sack came on first down for the Jets following a lost fumble by the Patriots and set the tone for a key three-and-out by the New England defense.
- Richard Seymour sacked Brett Favre for a 9-yard loss on third down in the third quarter. The sack was his team-leading sixth of the season, and raised his career sack total to 37, a tally that ranks 11th on the Patriots' all-time list. The sack came on third down following a lost fumble by the Patriots and finished a key three-and-out by the New England defense.



ROBERT KRAFT NEWS & NOTES

Since Robert Kraft purchased the team in 1994, the Patriots have experienced one of the most dramatic turnarounds in the history of sports. In 14 seasons of ownership, Kraft has transformed one of the league's least successful clubs into what many observers view as a model NFL franchise. In the five seasons immediately preceding his purchase (1989-93), the Patriots were a moribund team, winning just 19 of 80 games (.311 pct.) and recording the worst record in the NFL over that span. When he bought the franchise on Jan. 21, 1994, Kraft announced his intention to bring a championship to New England, a tall order considering the team's previous success rate. But under Kraft's leadership, the Patriots have won eight division titles, five conference crowns and three Super Bowl championships. The Patriots have made five Super Bowl appearances since Kraft purchased the team, a period during which no other NFL franchise has earned more than two Super Bowl berths.



	Pre-Kraft 1960-93	1989-93	Kraft Era 1994-08
Overall Record	225-276-9	19-61	168-90
Winning Pct.	.450	.311	.651
Super Bowl Titles	0	0	3
Conference Titles	1	0	5
Division Titles	3	0	8
Playoff Seasons	5	0	10
Playoff Record	4-6	--	17-7
Home Playoff Games	1	0	11
Home Playoff Record	0-1	--	11-0

A CHAMPIONSHIP TRADITION

The Patriots and the San Antonio Spurs are the only teams from North America's four major professional sports leagues to have won three titles since 2001. Since 1994, the Patriots trail only the New York Yankees and San Antonio Spurs in having won three titles in the period since Robert Kraft purchased the team.

MULTIPLE LEAGUE CHAMPIONSHIPS SINCE 2001

Team	League	Titles
New England Patriots	NFL	3
San Antonio Spurs	NBA	3
Boston Red Sox	MLB	2
Los Angeles Lakers	NBA	2

LEAGUE CHAMPIONSHIPS SINCE 1994

Team	League	Titles
New York Yankees	MLB	4
San Antonio Spurs	NBA	4
Detroit Red Wings	NHL	4
New England Patriots	NFL	3
Los Angeles Lakers	NBA	3
Chicago Bulls	NBA	3
New Jersey Devils	NHL	3

CHAMPIONSHIP GAME/SERIES APPEARANCES SINCE 1994

Team	League	Appearances
New York Yankees	MLB	6
New England Patriots	NFL	5
Los Angeles Lakers	NBA	5
Detroit Red Wings	NHL	5
San Antonio Spurs	NBA	4
New Jersey Devils	NHL	4

SELLOUT STREAK

In the early 1990s, the Patriots seemed destined for relocation until Robert Kraft's purchase of the team rejuvenated local interest. In 1991, the season ticket base was just 17,635, barely enough to support the club. Now, the season-ticket base stands at a capped total of 61,759 and more than 50,000 fans are on a waiting list. The Patriots have sold out 157 consecutive home games (dating back to the 1994 regular-season opener).

SUCCESS STORY

Since Robert Kraft purchased the team in 1994, the Patriots have been one of the NFL's elite franchises. Over the first 14-plus years of Kraft's ownership, the Patriots own the NFL's highest win total, the league's highest winning percentage and have won more Super Bowl titles, more conference championships and more playoff games than any other NFL team.

SINCE ROBERT KRAFT PURCHASED THE TEAM IN 1994...

TOTAL VICTORIES SINCE 1994 (Incl. Postseason)

New England Patriots	168
Green Bay Packers	159
Pittsburgh Steelers	158
Denver Broncos	151
Indianapolis Colts	149
Philadelphia Eagles	138

WINNING PERCENTAGE SINCE 1994 (Incl. Postseason)

Team	W	L	T	Pct.
New England Patriots	168	90	0	.651
Green Bay Packers	159	95	0	.626
Pittsburgh Steelers	158	95	1	.624
Denver Broncos	151	96	0	.611
Indianapolis Colts	149	103	0	.591
Philadelphia Eagles	138	111	2	.554
Minnesota Vikings	133	113	0	.541
Tennessee Titans/Houston Oilers	131	113	0	.537
Jacksonville Jaguars	122	107	0	.533
Dallas Cowboys	131	115	0	.533

SUPER BOWL CHAMPIONSHIPS SINCE 1994

New England Patriots	3
Denver Broncos	2
9 Teams	1

CONFERENCE CHAMPIONSHIPS SINCE 1994

New England Patriots	5
Denver Broncos	2
Green Bay Packers	2
Pittsburgh Steelers	2
St. Louis Rams	2
15 Teams	1

PLAYOFF VICTORIES SINCE 1994

New England Patriots	17
Pittsburgh Steelers	12
Green Bay Packers	11
Indianapolis Colts	9
Philadelphia Eagles	9

PLAYOFF GAMES PLAYED SINCE 1994

New England Patriots	24
Green Bay Packers	20
Pittsburgh Steelers	20
Indianapolis Colts	18
Philadelphia Eagles	17
Denver Broncos	13
San Francisco 49ers	13

PLAYOFF SEASONS SINCE 1994

New England Patriots	10
Green Bay Packers	10
Indianapolis Colts	10
Dallas Cowboys	8
Pittsburgh Steelers	8
Philadelphia Eagles	8

PLAYOFF WINNING PERCENTAGE SINCE 1994

Team	W	L	Pct.
New England Patriots	17	7	.708
Carolina Panthers	6	3	.667
Baltimore Ravens	5	3	.625
Denver Broncos	8	5	.615
Pittsburgh Steelers	12	8	.600

SINCE ROBERT KRAFT PURCHASED THE TEAM IN 1994...

SINCE ROBERT KRAFT PURCHASED THE TEAM IN 1994...



BILL BELICHICK NEWS & NOTES

THE HEAD COACH

Overall Record: 148-89 (.624)
Regular Season: 133-85 (.610)
Postseason: 15-4 (.789)
With Patriots overall: 111-44 (.716)
Overall since 2001: 106-33 (.763)
Super Bowl Titles: 5 (86, 90, 01, 03, 04)
Conf. Titles: 7 (86, 90, 96, 01, 03, 04, 07)
Division Titles: 13 (75, 78, 86, 89, 90, 96, 98, 01, 03, 04, 05, 06, 07)



Bill Belichick is the only head coach in NFL history to win three Super Bowl titles in a four-year span. **Over a 100-game span from 2003-08, Belichick directed the team to an 81-19 record, marking the best 100-game span for any team in NFL history.** In the 2007 season, Belichick led the Patriots to the fourth undefeated and untied regular season in the NFL's 88-year history and the first since the NFL established a 16-game schedule in 1978. He has led the Patriots to the Super Bowl four times in the last seven seasons and has produced five straight AFC East titles and six division championships in the last seven seasons. Belichick's Patriots teams own the all-time NFL records for consecutive total victories (21 from 2003-04), consecutive regular-season victories (21 from 2006-08) and consecutive playoff victories (10 from 2001-05). Belichick owns the second best postseason record in NFL history (15-4) and is the winningest NFL head coach since 2001 (106-33). From 2003-04, he directed the Patriots to back-to-back Super Bowl titles while posting consecutive 17-win campaigns. Belichick has spent more seasons in the league than any other current NFL head coach, and in that time has been a part of five Super Bowl championship teams. His overall record of 111-44 with the Patriots gives him the most victories and the best winning percentage of any head coach in franchise history.

ELITE COMPANY

Bill Belichick is one of nine NFL head coaches to win three or more championships since the league began postseason play in 1933. With the Patriots' victory in Super Bowl XXXIX, Belichick joined an exclusive club in which each of the eight other members has been enshrined in the Pro Football Hall of Fame.

HEAD COACHES WITH THREE OR MORE NFL TITLES

(Listed alphabetically)

Head Coach	Championship Team(s)
Bill Belichick	New England Patriots
Paul Brown	Cleveland Browns
Weeb Ewbank	Baltimore Colts, New York Jets
Joe Gibbs	Washington Redskins
George Halas	Chicago Bears
Earl (Curly) Lambeau	Green Bay Packers
Vince Lombardi	Green Bay Packers
Chuck Noll	Pittsburgh Steelers
Bill Walsh	San Francisco 49ers

BELICHICK'S PATRIOTS RENAISSANCE

Any successful project requires a sound plan, and once head coach Bill Belichick implemented his design on the Patriots, his approach has given him the best record of any NFL head coach who has coached at least one full season since 2001.

NFL COACHES' RECORDS SINCE 2001

Coach	Team	W	L	T	Pct.
Bill Belichick	NE	106	32	0	.768
Bill Belichick	NE	106	33	0	.763
Tony Dungy	TB/IND	95	40	0	.704
Wade Phillips	ATL/DAL	21	9	0	.700
Bill Cowher	PIT	70	35	1	.665
Andy Reid	PHI	84	49	1	.631
Mike Tomlin	PIT	17	10	0	.630
Mike McCarthy	GB	27	17	0	.614

NOTE: Records include playoff games and includes all coaches who have coached at least one full seasonsince 2001

AMONG THE GREATS

Coach Belichick has recorded a career winning percentage of .624 as a head coach, placing him fourth in NFL history among all NFL coaches with at least 145 career victories. Belichick trails only George Halas (.671), Don Shula (.665) and Joe Gibbs (.629) on that list. Among coaches who began their head coaching careers after the 1970 AFL-NFL merger, Belichick ranks second in league history among coaches with at least 145 career wins.

TOP WINNING PERCENTAGE AMONG HEAD COACHES WITH AT LEAST 145 WINS (INCL. POSTSEASON)

Head Coach	Team(s)	Years	W	L	T	Pct.
George Halas	CHI	1920-29,33-41,46-55,58-67	324	151	31	.671
Don Shula	BAL/MIA	1963-95	347	173	6	.665
Joe Gibbs	WAS	1981-92,04-07	171	101	0	.629
Bill Belichick	CLV/NE	1991-95,00-08	148	89	0	.624
Curly Lambeau	GB/CHC/WAS	1921-53	229	134	22	.623

NOTE: Winning percentage calculated using current NFL rules, counting a tie as a half-win, half-loss.

SUPER SUCCESS

Bill Belichick is one of just four head coaches to win three championships since the Super Bowl Era began following the 1966 season. Belichick is the only coach to win three Super Bowls in the post-1993 salary cap era.

MOST SUPER BOWL VICTORIES

Head Coach	Team	Titles	Seasons
Chuck Noll	PIT	4	1974, 1975, 1978, 1979
Bill Belichick	NE	3	2001, 2003, 2004
Joe Gibbs	WAS	3	1982, 1987, 1991
Bill Walsh	SF	3	1981, 1984, 1988

NOTE: Sorted by most recent championship. Super Bowls have determined NFL champion since 1966.

PLAYOFF SUCCESS

Coach Belichick has won 15 career playoff games, a total that is the fifth-highest by a head coach in NFL history.

MOST PLAYOFF WINS BY AN NFL HEAD COACH

Coach	Team(s)	Wins
Tom Landry	Dallas Cowboys	20
Don Shula	Baltimore Colts, Miami Dolphins	19
Joe Gibbs	Washington Redskins	17
Chuck Noll	Pittsburgh Steelers	16
Bill Belichick	Cleveland Browns, New England Patriots	15

POSTSEASON PROWESS

Bill Belichick is the second winningest head coach in NFL playoff history, trailing only the legendary Vince Lombardi, whose name is emblazoned on the Super Bowl trophy.

BEST POSTSEASON RECORDS IN NFL HISTORY

Head Coach	Team(s)	W	L	Pct.
Vince Lombardi	GB/WAS	9	1	.900
Bill Belichick	CLE/NE	15	4	.789
Joe Gibbs	WAS	17	7	.709

HUNDRED WIN CLUB

Bill Belichick has won 110 overall games since becoming Patriots head coach in 2000. He is one of three current head coaches who have won 100 or more games with their current team.

HEAD COACHES WITH 100 WINS WITH CURRENT TEAM

Coach	Team	Yrs	Seasons	Wins
Mike Shanahan	DEN	14	1995-2008	137
Jeff Fisher	HOU/TEN	15	1994-2008	131
Bill Belichick	NE	9	2000-08	111

NOTE: Includes Playoff Games

TOPS IN TEAM HISTORY

Bill Belichick is the most successful head coach in Patriots history. He has recorded more wins (111) and a higher winning percentage (.716) than any of the 13 previous head coaches.

WINNINGEST HEAD COACHES IN PATRIOTS HISTORY

Coach	Years	Career Winning Pct.	Overall W-L-T	Playoff W-L
Bill Belichick	2000-08	.716	111-44-0	14-3
Raymond Berry	1984-89	.554	51-41-0	3-2
Pete Carroll	1997-99	.549	28-23-0	1-2
Ron Meyer	1982-84	.529	18-16-0	0-1



TEAM NEWS & NOTES

2008 HONORS AND AWARDS

QB Matt Cassel

- AFC Offensive Player of the Week (Wk. 7 vs. Denver)
- Peter King's Monday Morning Quarterback Co-Offensive Player of the Week (Wk. 2 at N.Y. Jets)

K Stephen Gostkowski

- AFC Special Teams Player of the Month (October)
- Peter King's Monday Morning Quarterback Special Teams Player of the Week (Wk. 5 at San Francisco)

KR Ellis Hobbs

- USA Today's Midseason All-Pro Team

C Dan Koppen

- Dallas Morning News' Midseason All-Pro Team

LB Jerod Mayo

- NFL Defensive Rookie of the Month (October)
- Midseason Defensive Rookie of the Year – SI.com's Don Banks
- Midseason Defensive Rookie of Year – CBSSports.com's Pete Prisco
- Midseason Defensive Rookie of the Year – MSNBC.com's Tom Curran

PATRIOTS ARE LEAST-PENALIZED TEAM IN 2008

The Patriots have been flagged for 31 accepted penalties in 2008 – the fewest of any NFL team this season. New England has had 38 penalties called against it (seven have been declined), a figure that also leads the league. **On Oct. 26 against St. Louis, the Patriots were not flagged for any accepted penalties, marking the first penalty-free game in the franchise's 731-game history.** New England's penalty-free performance was the 50th in the NFL since the 1970 AFL-NFL merger. The Patriots are on pace to be called for just 50 accepted penalties this season, a total that would tie the franchise record (50 penalties in 1973). The Seattle Seahawks had 59 accepted penalties last season – the fewest in the NFL since the league adopted the 16-game schedule in 1978.

2008 NFL LEADERS / FEWEST PENALTIES

Team	Penalties Called	Penalties Accepted
New England Patriots	38	31
Houston Texans	50	41
Buffalo Bills*	49	42
Miami Dolphins	51	42
Seattle Seahawks	50	42
Philadelphia Eagles	52	46

*-Not Including MNF (11/17/08)

POSITIONED FOR SUCCESS

The Patriots have worked as a team to rank high in field position on both sides of the ball. The Patriots' special teams units and offense have helped give the New England defense the league's best starting field position, while the Patriots' special teams units and defense have helped give the New England offense the league's sixth best starting field position.

2008 NFL LEADERS / OPPONENT FIELD POSITION

Team	Opp. Possessions	Avg. Starting Yard Line
New England Patriots	104	27.2
Tampa Bay Buccaneers	119	27.3
Atlanta Falcons	111	27.4
Miami Dolphins	102	27.6
New York Giants	107	27.7

2008 NFL LEADERS / FIELD POSITION

Team	Possessions	Avg. Starting Yard Line
New York Jets	110	34.0
Tennessee Titans	124	33.8
New York Giants	112	33.7
Tampa Bay Buccaneers	116	33.4
Seattle Seahawks	112	32.3
New England Patriots	108	32.1

DOMINATING DEFENSE

Since the beginning of the 2003 season, the Patriots have allowed an average of 17.34 points per game (including playoffs), a mark that leads the NFL over that span. In regular-season play only, the Patriots' 17.12 points per game allowed since 2003 also leads the NFL over that span. In 2007, the Patriots allowed 274 points, marking the fourth time in the last five seasons (since 2003) that New England has allowed fewer than 275 points in a season.

FEWEST PPG ALLOWED 2003-PRESENT

Team	2003-07 TOTALS			R. Season 03-08			Playoffs 03-07		
	GP	Pts	PPG	GP	Pts	PPG	GP	Pts	PPG
NE	104	1803	17.34	90	1541	17.12	14	262	18.71
PIT	97	1721	17.74	90	1570	17.44	7	151	21.57
BAL	92	1648	17.91	90	1613	17.92	2	35	17.50
TB	92	1666	18.11	90	1625	18.06	2	41	20.50
JAX	93	1756	18.88	90	1668	18.53	3	88	29.33
CAR	97	1832	18.89	90	1709	18.99	7	123	17.57
CHI	94	1809	19.24	90	1713	19.03	4	96	24.00
PHI	97	1882	19.40	90	1756	19.51	7	126	18.00
IND	101	2003	19.83	90	1780	19.78	11	223	20.27

SOLID DOWN THE STRETCH

The Patriots have traditionally stepped things up a notch as the calendar has flipped to November. Since 2001, New England has done a remarkable job of finishing the season strong, compiling a 65-16 (.802) record after Nov. 1, including playoff games. Additionally, since 2001, the Patriots are 48-9 (.842) in games played after Thanksgiving Day and are 22-4 (.846) in games played after Christmas.

PATRIOTS BEFORE AND AFTER NOV. 1, SINCE 2001

Season	Pre-11/1	Post-11/1	Totals
2001	3-4	11-1	14-5
2002	3-4	6-3	9-7
2003	6-2	11-0	17-2
2004	6-1	11-1	17-2
2005	4-3	7-4	11-7
2006	6-1	8-4	14-5
2007	8-0	10-1	18-1
2008	5-2	1-2	6-4
Totals.....	41-17 (.719)	65-16 (.802)	106-33

NOTE: Includes Regular Season and Playoffs

SNAPSHOTS OF SUCCESS

The Patriots are in the midst of one of the most prosperous periods for any team in NFL history. Their run of success began with a 29-26 overtime victory against the San Diego Chargers on Oct. 14, 2001, sparking a streak of 105 wins in the Patriots' last 134 games, including the playoffs.

PATRIOTS SUCCESS STREAKS (Including Postseason)

- 24 wins in last 29 games, dating to Sept. 9, 2007 (24-5, .828)
- 29 wins in last 35 games, dating to Dec. 17, 2006 (29-6, .829)
- 38 wins in last 48 games, dating to Sept. 10, 2006 (38-10, .792)
- 45 wins in last 58 games, dating to Nov. 13, 2005 (45-13, .776)
- 60 wins in last 78 games, dating to Nov. 7, 2004 (60-18, .769)
- 81 wins in last 100 games, dating to Oct. 5, 2003 (81-19, .810)
- 89 wins in last 113 games, dating to Nov. 3, 2002 (89-24, .788)
- 101 wins in last 129 games, dating to Nov. 25, 2001 (101-28, .783)
- 105 wins in last 135 games, dating to Oct. 14, 2001 (105-30, .778)

ANNUAL ACHIEVEMENTS

The Patriots are the only team in the NFL to have recorded nine or more wins in each of the last seven seasons.

MOST SEASONS OF 9+ WINS SINCE 2001

New England	7	Pittsburgh	5
Indianapolis	6	Denver	5
Philadelphia	5	Dallas.....	4
Seattle	5	Tennessee.....	4*
Green Bay	5	N.Y. Giants.....	4*

*-Includes 2008 Season



TEAM NEWS & NOTES

DIVISIONAL DOMINANCE

The New England Patriots own a 37-11 (.771) record in regular season AFC East games since the beginning of the 2001 season, compiling the best intra-division record of any team in the NFL over the last seven-plus seasons.

NFL'S TOP DIVISIONAL RECORDS SINCE 2001

Team	W	L	T	Pct.
New England Patriots	37	11	0	.771
Pittsburgh Steelers	36	13	0	.735
Indianapolis Colts	33	15	0	.688
Green Bay Packers	33	15	0	.688
Seattle Seahawks	31	17	0	.646
Philadelphia Eagles	29	18	0	.617
Denver Broncos	28	19	0	.596
New York Giants	27	20	0	.574
Chicago Bears	27	21	0	.563
Tennessee Titans	28	22	0	.560
Minnesota Vikings	26	22	0	.542
Baltimore Ravens	27	23	0	.540
Kansas City Chiefs	25	22	0	.532
San Diego Chargers	25	22	0	.532

AFC EAST DIVISIONAL RECORDS SINCE 2001

Team	W	L	T	Pct.	Div. Titles	Years
New England	37	11	0	.771	5	2001, 2003-07
New York Jets	24	24	0	.500	1	2002
Miami	18	29	0	.383	0	---
Buffalo	17	30	0	.362	0	---

NOTES: The Indianapolis Colts were members of the AFC East in 2001 and compiled a 3-5 divisional record that season. In 2002, the Patriots and Jets both finished with a 9-7 overall record and a 4-2 divisional record, but the Jets claimed the division title by virtue of having a better record against common opponents.

TITLE TOWN

The Patriots have won five straight AFC East titles heading into this season, setting the all-time record for consecutive titles in that division. New England's five straight AFC East crowns tops the four straight division titles by the Buffalo Bills from 1988-91 and by the Miami Dolphins on two occasions. The Patriots have won six of the last seven division crowns. The Patriots have won eight division titles in the 14 seasons since Robert Kraft bought the team in 1994.

MOST CONSECUTIVE AFC EAST TITLES

Team	Streak	Years
New England Patriots	5	2003-07
Buffalo Bills	4	1988-91
Miami Dolphins	4	1981, 1983-85*
Miami Dolphins	4	1971-74
Baltimore Colts	3	1975-77
Buffalo Bills	3	1964-66@
Houston Oilers	3	1960-62@

*-Due to 1982 strike, the NFL played just a 9-game season and the standings were not divided into divisions that season. @-AFL Eastern Division

CURRENT STREAKS OF CONSECUTIVE DIVISION TITLES

New England Patriots	5
Indianapolis Colts	5
Seattle Seahawks	4

MOST CONSECUTIVE DIVISION TITLES/NFL HISTORY

Team	Division	Titles	Years
Los Angeles Rams	NFC West	7	1973-79
Pittsburgh Steelers	AFC Central	6	1974-79
Minnesota Vikings	NFC Central	6	1973-78
Dallas Cowboys	NFL Capitol/NFC East	6	1966-71
Cleveland Browns	American/Eastern Conf.	6	1950-55
New England Patriots	AFC East	5	2003-07
Indianapolis Colts	AFC South	5	2003-07
Dallas Cowboys	NFC East	5	1992-96
San Francisco 49ers	NFC West	5	1986-90
Chicago Bears	NFC Central	5	1984-88
Oakland Raiders	AFC West	5	1972-76

PATRIOTS HAVE MOST TOTAL NET YARDS IN A GAME SINCE 1979

The Patriots gained 511 total net yards against the New York Jets on Nov. 13, 2008 (386 passing, 125 rushing), marking the franchise's highest offensive output since gaining a franchise-record 597 total net yards on Sept. 9, 1979 against the Jets. New England's 511 total net yards stand as the fourth-highest single-game total in team history. Last season, the Patriots' season high was 510 total net yards at Buffalo on Nov. 18, 2007.

PATRIOTS RECORDS / TOTAL NET YARDS IN GAME

Date	Opp.	Total Net Yards	Passing	Rushing
09/09/79	N.Y. Jets	597	365	232
10/29/78	N.Y. Jets	529	289	240
12/18/65	Houston Oilers	526	336	190
11/13/08	N.Y. Jets	511	386	125
11/18/07	Buffalo	510	383	127
09/21/86	Seattle	506	386	120

TOUGH AT HOME

The Patriots own an overall record of 50-11 (.820) at Gillette Stadium. Since their state-of-the-art facility opened at the beginning of the 2002 season, the Patriots own the NFL's best record at home. Now in their seventh season at Gillette Stadium, the Patriots have finished three seasons undefeated at home since the stadium opened (2003, 2004 and 2007) and own a perfect 7-0 playoff record at the venue.

BEST HOME RECORDS SINCE 2002

Team	W	L	T	Pct	PF	PA
New England	50	11	0	.820	1510	959
Indianapolis	45	14	0	.763	1647	1095
Seattle	41	17	0	.707	1482	1085
Pittsburgh	39	17	1	.693	1427	1085
Denver	38	17	0	.691	1336	1078
Baltimore	37	17	0	.685	1233	899
San Diego	37	18	0	.673	1483	1123
Philadelphia	39	21	0	.650	1384	1069
Kansas City	34	20	0	.630	1473	1122
Minnesota	33	20	0	.623	1273	1056
Tennessee	33	21	0	.611	1230	1138

NOTE: Records include regular-season and playoff games

HOMELAND DEFENSE

Since Gillette Stadium opened in 2002, the Patriots have had the NFL's best defense at home. New England has allowed an average of just 15.72 points per game, a figure that leads the league since 2002. Since 2003, the Patriots have allowed just 14.47 points per game at home (767 points in 53 games), a mark that is the best in the NFL over that span by more than a full point per game (Baltimore, 15.65).

FEWEST POINTS PER GAME ALLOWED AT HOME SINCE GILLETTE STADIUM OPENED IN 2002

Team	Stadium	GP	Pts	Pts/Gm
New England	Gillette Stadium	61	959	15.72
Tampa Bay	Raymond James Stadium	56	903	16.13
Baltimore	M&T Bank Stadium	54	899	16.65
Jacksonville	Jacksonville Municipal Stad.	53	886	16.72
Philadelphia	Vets Stadium/Lincoln Financial	60	1069	17.82
N.Y. Jets	Giants Stadium	54	985	18.24
Indianapolis	RCA Dome/Lucas Oil Stadium	59	1095	18.56
Carolina	Bank of America Stadium	55	1023	18.60

NOTE: Records include regular-season and playoff games

PLAYOFF PERFORMERS

The Patriots are the only team in the NFL to have won at least one playoff game in each of the last five seasons (2003-07).

CONSECUTIVE SEASONS W/ PLAYOFF WIN

New England Patriots	5
Seattle Seahawks	3
Four Teams	1



PATRIOTS NEWS & NOTES

MOSS: ALL-TIME LEADER IN RECEPTIONS PER TD

Over his 10-plus year NFL career, Randy Moss has averaged one touchdown for every 6.36 receptions, a total that is the best in NFL history among any receiver with at least 500 receptions. Moss has caught 129 touchdowns out of 820 career receptions. Lance Alworth, who played 11 seasons for San Diego and Dallas from 1962-72, caught 85 touchdowns out of 542 career receptions for an average of one score every 6.38 receptions.



ALL-TIME NFL LEADERS / RECEPTIONS PER TOUCHDOWN

(Minimum 500 career receptions)

Player	Team(s)	Years	Rec	TD	Rec/TD
Randy Moss	MIN/OAK/NE	1998-2008	820	129	6.36
Lance Alworth	SD/DAL	1962-1972	542	85	6.38
Terrell Owens	SF/PHI/DAL	1996-2008	917	135	6.79
Nat Moore	MIA	1974-1986	510	74	6.89
Mark Clayton	MIA/GB	1983-1993	582	84	6.93
Don Maynard	NYG/NYJ/STL	1958,60-73	633	88	7.19

MOSS FIFTH-FASTEST TO 800 IN NFL HISTORY

Randy Moss recorded his 800th career reception in the Patriots' Oct. 26 win over St. Louis, a 10-yard grab in the 1st quarter. Moss became the 20th player in NFL history to break the 800-reception mark, and did it in his 161st game, reaching the milestone in the fifth-fewest number of games in league history.

FEWEST GAMES TO REACH 800 RECEPTIONS

Player	Team(s)	Games
Marvin Harrison	Indianapolis Colts	131
Torry Holt	St. Louis Rams	142
Jerry Rice	San Francisco 49ers	154
Terrell Owens	San Francisco, Philadelphia, Dallas	158
Randy Moss	Minnesota, Oakland, New England	161
Keyshawn Johnson	N.Y. Jets, Tampa Bay, Dallas, Carolina	163

MOSS IS NFL'S PREMIERE TD RECEIVER

Since entering the NFL in 1998, Randy Moss has caught 129 touchdown passes, more than any other NFL player over that span. Since joining the Patriots via trade prior to the 2007 season, Moss has caught 28 touchdowns – also the best in the league over that span. In terms of overall touchdowns (rushing, receiving and returning), Moss has totaled 130 scores since entering the league in 1998 (129 via reception and one via punt return), a tally that ranks second only to LaDainian Tomlinson (135 touchdowns) over that span.

NFL TOUCHDOWN RECEPTION LEADERS SINCE MOSS JOINED THE PATRIOTS IN 2007

Player	Team(s)	Rec	Yds	TD
Randy Moss	NE	144	2,108	28
Terrell Owens	DAL	121	1,860	21
Braylon Edwards*	CLV	107	1,761	19
Anquan Boldin	ARZ	133	1,645	19
Greg Jennings	GB	101	1,785	17
Plaxico Burress	NYG	102	1,432	16
Larry Fitzgerald	ARZ	167	2,348	16
T.J. Houshmandzadeh	CIN	185	1,869	16

*-Not Including MNF (11/17/08)

NFL TOUCHDOWN RECEPTION LEADERS SINCE MOSS ENTERED THE NFL IN 1998

Player	Team(s)	Rec	Yds	TD
Randy Moss	MIN/OAK/NE	820	12,808	129
Terrell Owens	SF/PHI/DAL	827	12,119	123
Marvin Harrison	IND	944	12,676	113
Torry Holt	STL	843	12,276	73
Hines Ward	PIT	772	9,418	70
Tony Gonzalez	KC	842	10,097	69

MOSS AMONG ALL-TIME LEADERS

RANDY MOSS is among the NFL's all-time leaders in two major receiving categories – career touchdown receptions and receiving yards per game. In his 10-plus seasons, Moss has caught 129 touchdown passes and is one of just five receivers in NFL history to break the 125-touchdown mark. Additionally, Moss has averaged 78.1 receiving yards per game during his career, a mark that ranks second all-time.

NFL ALL-TIME LEADERS / RECEIVING TOUCHDOWNS

Player	Years	Team(s)	TDs
Jerry Rice	1985-2004	SF/OAK/SEA	197
Terrell Owens	1996-2008	SF/PHI/DAL	135
Cris Carter	1987-2002	PHI/MIN/MIA	130
Randy Moss	1998-2008	MIN/OAK/NE	129
Marvin Harrison	1996-2008	IND	127
Tim Brown	1988-2004	LA(A)/OAK/TB	100
Steve Largent	1976-1989	SEA	100

NFL ALL-TIME LEADERS / RECEIVING YARDS PER GAME

(Minimum 100 Games Played)

Player	Years	Team(s)	Gms	Yds	Yd/G
Torry Holt	1999-2008	STL	152	12,276	80.8
Randy Moss	1998-2008	MIN/OAK/NE	164	12,808	78.1
Marvin Harrison	1996-2008	IND	1081	14,378	77.7
Jerry Rice	1985-2004	SF/OAK/SEA	303	22,895	75.6
Lance Alworth	1962-1972	SD/DAL	136	10,266	75.5
Michael Irvin	1988-1999	DAL	159	11,904	74.9

NFL ALL-TIME LEADERS / 100-YARD RECEIVING GAMES

Player	Team(s)	Years	Gms
Jerry Rice	SF/OAK/SEA	1985-2004	76
Marvin Harrison	IND	1996-2008	59
Randy Moss	MIN/OAK/NE	1998-2008	58
Don Maynard	NYG/NYJ/STL	1958, 60-73	50

NFL ALL-TIME LEADERS / GAMES WITH 2+ TD REC.

Player	Team(s)	Years	Gms
Jerry Rice	SF/OAK/SEA	1985-2004	43
Randy Moss	MIN/OAK/NE	1998-2008	30
Terrell Owens	SF/PHI/DAL	1996-2008	30
Marvin Harrison	IND	1996-2008	29
Cris Carter	PHI/MIN/MIA	1987-2002	29
Don Hutson	GB	1935-1945	28

MOSS MOVING UP ALL-TIME LISTS

Randy Moss currently ranks 11th on the NFL's all-time receiving yards list and places 16th on the league's all-time receptions list. He is one of 16 players in NFL history to total at least 12,000 receiving yards and is one of 20 players to have at least 800 receptions.

NFL ALL-TIME LEADERS / RECEIVING YARDS

Rk	Player	Team(s)	Years	Yards
1	Jerry Rice	SF/OAK/SEA	1985-2004	22895
--				
9	Andre Reed	BUF/WAS	1985-2000	13198
10	Steve Largent	SEA	1976-1989	13089
11	Randy Moss	MIN/OAK/NE	1998-2008	12808
12	Irving Fryar	NE/MIA/PHI/WAS	1984-2000	12785
13	Art Monk	WAS/NYJ/PHI	1980-1995	12721

NFL ALL-TIME LEADERS / RECEPTIONS


Rk	Player	Team(s)	Years	Rec
1	Jerry Rice	SF/OAK/SEA	1985-2004	1549
--				
12	Irving Fryar	NE/MIA/PHI/WAS	1984-2000	851
13	Rod Smith	DEN	1995-2006	849
14	Torry Holt	STL	1999-2008	843
15	Larry Centers	ARZ/BUF/WAS/NE	1990-2003	827
16	Randy Moss	MIN/OAK/NE	1998-2008	820
17	Steve Largent	SEA	1976-1989	819
18	Shannon Sharpe	DEN/BLT	1990-2003	815



PATRIOTS NEWS & NOTES

MEMBER OF 2000/2000 CLUB FOR THE 2000s

KEVIN FAULK is one of just 11 NFL players this decade to total at least 2,000 rushing yards and at least 2,000 receiving yards. Faulk has totaled 2,755 rushing yards and 2,983 receiving yards since 2000, joining an exclusive list of elite players who have achieved the feat. Faulk is one of just six players who reached the milestone with just one team. In the 1990s, there were 13 players who achieved the 2000/2000 milestone; 22 players did it in the 1980s; nine players achieved the feat in the 1970s.



PLAYERS WITH 2,000 RUSHING YARDS AND 2,000 RECEIVING YARDS SINCE 2000

(Listed Alphabetically)

Player	Team	Rushing	Receiving
Tiki Barber*	NYG	9514	3927
Warrick Dunn	TB/ATL	8037	2821
Kevin Faulk	NE	2755	2983
Marshall Faulk*	STL	5578	3023
Charlie Garner*	SF/OAK/TB	3607	2614
Ahman Green	GB/HST	8677	2855
Priest Holmes*	KC	6658	2598
Edgerrin James	IND/ARZ	10439	2747
Michael Pittman	ARZ/TB/DEN	5247	3316
LaDainian Tomlinson	SD	11336	3669
Brian Westbrook	PHI	5293	3425

*-No Longer Active

MOST PRODUCTIVE PATRIOT SINCE 2001

KEVIN FAULK has more total yards from scrimmage than any other Patriots player since 2001. Faulk has totaled 4,703 yards from scrimmage (2,185 rushing and 2,518 receiving) to lead the club over a span during which the Patriots have compiled a 106-33 record.

PATRIOTS LEADERS / YDS FROM SCRIMMAGE SINCE 2001

Player	Years	Rush-Yd	Rec.-Yd	Yd/Scrim.
Kevin Faulk	2001-08	522-2185	290-2518	4703
Troy Brown	2001-07	22-150	337-3595	3745
Corey Dillon	2004-06	753-3180	52-431	3611
Antowain Smith	2001-03	721-2781	64-527	3308
Deion Branch	2002-05	3-11	213-2744	2755

FAULK: FRANCHISE RB RECEPTIONS LEADER

KEVIN FAULK is the Patriots' all-time leader in receptions by a running back, totaling 353 career receptions. His receiving total ranks fifth on the Patriots' overall receptions list. He moved past Terry Glenn into fifth place in the Patriots' win at San Francisco on Oct. 5, a game in which Faulk set a career high with two rushing touchdowns. Faulk needs 11 more receptions to pass Irving Fryar and move into fourth place on the Patriots' all-time receptions list.

RECEPTIONS BY PATRIOTS RUNNING BACKS

Player	Years	Rec.
Kevin Faulk	1999-2008	353
Tony Collins	1981-1987	261
Sam Cunningham	1973-79, 1981-82	210
Larry Garron	1960-68	185

PATRIOTS ALL-TIME CAREER RECEPTIONS LIST

Rk	Player	Pos.	Years	Rec.
1	Troy Brown	WR	1993-2007	557
2	Stanley Morgan	WR	1977-1989	534
3	Ben Coates	TE	1991-1999	490
4	Irving Fryar	WR	1984-1992	363
5	Kevin Faulk	RB	1999-2008	353
6	Terry Glenn	WR	1996-2001	329
7	Gino Cappelletti	WR	1960-1970	292
8	Jim Colclough	WR	1960-1968	283

WHAT A RUSH

The Patriots have five players with 100 or more rushing yards in 2008, a total that leads the NFL. Only three other teams have as many as four rushers with 100 or more yards this season. For the Patriots, Sammy Morris (321), Kevin Faulk (319), BenJarvus Green-Ellis (252), Matt Cassel (185) and LaMont Jordan (106) have all broken the 100-yard mark on the ground.

NFL TEAMS / MOST RUSHERS WITH 100+ YARDS IN 2008

Team	No. Players
New England	5 Morris (321), Faulk (319), Green-Ellis (252), Cassel (185), Jordan (106)
Baltimore	4 McGahee (481), Rice (375), McClain (371), Flacco (142)
Denver	4 Pittman (320), Young (268), Hall (144), Cutler (119)
Kansas City	4 Johnson (484), Charles (286), Thigpen (174), Smith (100)

WELKER/MOSS TALLY UP YARDAGE

The Patriots are one of three NFL teams this season with two or more receivers with 600 or more receiving yards. Through 10 games, WES WELKER leads the team with 718 receiving yards and RANDY MOSS ranks second with 615 receiving yards. The only other NFL teams with two players with 600 or more receiving yards are Arizona and Denver.

NFL TEAMS / TWO RECEIVERS W/ 600+ YARDS IN 2008

Team	Receiver	Yds	Receiver	Yds
Arizona	Larry Fitzgerald	939	Anquan Boldin	792
			Steve Breaston	642
New England	Wes Welker	718	Randy Moss	615
Denver	Brandon Marshall	803	Eddie Royal	659

WELKER SECOND IN RECEPTIONS SINCE 2007

WES WELKER ranks second in the NFL with 184 receptions since the beginning of last season. In 2007, he set a Patriots franchise record with 112 receptions, tying him for the NFL lead and setting a league record for most receptions in a player's first season with a new team. This season, his 72 receptions rank second in the league. He joined the Patriots via trade prior to the 2007 season.



2008 NFL RECEPTION LEADERS, 2007-Present

Player	Team	Rec.	Yds	TD
T.J. Houshmandzadeh	CIN	185	1869	19
Wes Welker	NE	184	1893	9
Larry Fitzgerald	ARZ	167	2348	16
Brandon Marshall	DEN	165	2128	11
Reggie Wayne	IND	160	2300	15
Derrick Mason	BLT	156	1767	7
Tony Gonzalez	KC	154	1755	10
Randy Moss	NE	144	2108	28
Jason Witten	DAL	144	1728	9
Roddy White	ATL	141	2105	12

WELKER CATCHES SIX OR MORE PASSES IN 10 STRAIGHT GAMES TO OPEN 2008

Wes Welker has caught at least six passes in each game so far this season and leads New England with 72 receptions. Welker is the first player in NFL history to have six or more receptions in each of the first 10 games of a season, breaking the previous NFL record of eight, achieved by Jacksonville's Jimmy Smith in 2001. Dating back to last season, Welker has caught at least six passes in 14 straight games, including playoffs.

MOST CONSEC. GAMES WITH 6+ REC. TO OPEN SEASON

Player	Team	Year	Games
Wes Welker	New England Patriots	2008	10
Jimmy Smith	Jacksonville Jaguars	2001	8
Hines Ward	Pittsburgh Steelers	2004	7
Mike Ditka	Chicago Bears	1964	7



QB MATT CASSEL NEWS & NOTES

CASSEL IS FIRST NFL PLAYER TO TOTAL 400 PASSING YARDS AND 60 RUSHING YARDS

MATT CASSEL threw for 400 yards and ran for 62 yards against the Jets on Nov. 13, becoming the first player in NFL history to have 400 or more passing yards and 60 or more rushing yards in a game. Only one other time since 1970 has a player had at least 400 passing yards and at least 50 rushing yards in a game. Steve Young of the San Francisco 49ers had 449 passing yards and 50 rushing yards against Buffalo on Sept. 13, 1992. Young and the 49ers lost that game, 34-31 – the exact same score by which Cassel and the Patriots fell to the Jets. Cassel was also the first player in Patriots history to have 300 or more passing yards and 50 or more rushing yards.



CASSEL LEADS CONFERENCE ON THIRD DOWN

Matt Cassel is the AFC's top-rated passer on third downs, completing 76-of-49 passes for 591 yards, five touchdowns and one interception, good for a 104.7 passer rating. Cassel's third-down rating places fourth in the NFL, trailing only Drew Brees (120.5), Aaron Rodgers (114.5) and Eli Manning (104.9).

2008 AFC THIRD-DOWN PASSING LEADERS

Player	Team	Att.	Cmp.	Yds	TD	INT	Rating
Matt Cassel	NE	76	49	591	5	1	104.7
Philip Rivers	SD	91	54	734	9	3	104.4
Matt Schaub	HST	53	34	369	4	2	94.0
Peyton Manning	IND	99	62	724	6	4	88.1
Joe Flacco	BLT	84	50	668	3	2	86.8

CASSEL HAS MOST RUSHING YARDS FOR A PATRIOTS QUARTERBACK IN A GAME IN 30 YEARS

Matt Cassel had 62 rushing yards on eight carries to lead the Patriots in rushing against the Jets on Nov. 13. His 62 rushing yards are the most by a Patriots quarterback in a game in more than 30 years, dating back to Sept. 24, 1978, when Steve Grogan had 65 rushing yards on six carries in a 21-14 win over the Oakland Raiders. Cassel's 62 rushing yards are the most in a game by any Patriots quarterback other than Grogan, and the 62-yard performance is the sixth-highest single-game total for a quarterback in team history. Grogan holds the franchise record for rushing yards by a quarterback with a 103-yard performance (on seven carries) against the Jets on Oct. 18, 1976.

MOST SINGLE-GAME RUSH YARDS BY A PATRIOTS QB

Player	Date	Opp	Yards	Att.
Steve Grogan	10/18/76	NYJ	103	7
Steve Grogan	11/20/77	at BUF	81	12
Steve Grogan	09/19/76	MIA	76	9
Steve Grogan	09/18/78	BAL	65	7
Steve Grogan	09/24/78	at OAK	65	6
Matt Cassel	11/13/08	NYJ	62	8
Jim Plunkett	10/21/73	at CHI	61	8
Steve Grogan	10/03/76	OAK	56	5

MOST SINGLE-SEASON RUSH YARDS BY A PATRIOTS QB

Rk	Player	Season	Att	Yds	Avg.	Lg	TD
1	Steve Grogan	1978	81	539	6.7	31	5
2	Steve Grogan	1976	60	397	6.6	41t	12
3	Steve Grogan	1979	64	368	5.8	26	2
4	Steve Grogan	1977	61	324	5.3	41	1
5	Jim Plunkett	1972	36	230	6.4	21	1
6	Tom Yewcic	1962	33	215	6.5	27	2
7	Jim Plunkett	1971	45	210	4.7	16	0
8	Jim Plunkett	1973	44	209	4.8	20	5
9	Vito "Babe" Parilli	1965	50	200	4.0	17	0
10	Matt Cassel	2008	51	185	3.6	19	1
11	Vito "Babe" Parilli	1961	38	183	4.8	24	4

CASSEL'S AFC RANKINGS

Matt Cassel ranks among the AFC's top six quarterbacks in all major passing statistics. **Cassel is on pace to throw for 3,520 yards and is on pace for 506 attempts and 333 completions – all of those totals would be team records for a first-year starter.**

MATT CASSEL'S AFC RANKINGS

Statistic	No.	Rank	Conference Leader
Attempts	316	4	P.Manning, 380
Completions	208	4	P.Manning, 234
Comp. Percentage	65.8	6	B.Favre, 69.8
Passing Yards	2200	6	J.Cutler, 2832
Touchdowns	10	T-5	P.Rivers, 21
Rating	87.3	6	P.Rivers, 100.8

TWO-MINUTE DRILL

Against the Jets on Nov. 13, Matt Cassel let two-minute drills at the end of each half as the Patriots rebounded from a 24-6 deficit to force overtime. Cassel threw a 19-yard touchdown pass to Jabar Gaffney with 15 seconds left in the first half to complete a 10-play, 68-yard drive over 1:29 to cut the New York lead to 24-13. In the second half, Cassel threw a 16-yard scoring pass to Randy Moss with one second left in the fourth quarter to force overtime and complete a eight-play, 62-yard drive that took 1:03. Cassel is the only Patriots player since Bill Belichick became head coach in 2000 to lead scoring drives that produced points in the final minute of each half. As a rookie, Cassel also led successful two-minute drills to end each half in the 2005 regular-season finale on Jan. 1, 2006 against Miami.

CASSEL RATES HIGH

On Oct. 20 against Denver, MATT CASSEL posted a passer rating of 136.3 (18-for-24 for 185 yards and three touchdowns), compiling the 10th highest single-game passer rating in Patriots history and the eighth best in the NFL so far this season.

2008 NFL SINGLE-GAME PASSER RATING LEADERS

Player	Team	Opp.	Date	A-C-Yds-TD-INT	Rating
Kurt Warner	ARZ	MIA	09/14/08	24-19-361-3-0	158.3
Drew Brees	NO	OAK	10/12/08	30-26-320-3-0	144.4
Matt Schaub	HST	CIN	10/26/08	28-24-280-3-0	144.0
Shaun Hill	SF	STL	11/16/08	20-15-213-2-0	142.3
Philip Rivers	SD	NE	10/12/08	27-18-306-3-0	141.9
Matt Ryan	ATL	OAK	11/02/08	22-17-220-2-0	138.4
Jay Cutler	DEN	OAK	09/08/08	24-16-300-2-0	137.5
Eli Manning	NYG	SEA	10/05/08	25-19-267-2-0	136.6
Matt Cassel	NE	DEN	10/20/08	24-18-185-3-0	136.3
P. Manning	IND	BLT	10/12/08	28-19-271-3-0	134.7
Matt Ryan	ATL	NO	11/09/08	23-16-248-2-0	134.0

CASSEL BREAKS 400-YARD MARK

Matt Cassel threw for 400 yards against the Jets on Nov. 13, recording the ninth 400-yard passing game in franchise history. Cassel had the first 400-yard game for a Patriot since Sept. 22, 2002, when Tom Brady threw for a career-high 410 yards against Kansas City.

ALL-TIME PATRIOTS 400-YARD PASSING GAMES

Player	Date	Opp.	Yards	A-C-TD-INT
Drew Bledsoe	11/13/94*	MIN	426	70-45-3-0
Drew Bledsoe	11/23/98	MIA	423	54-28-2-2
Drew Bledsoe	09/04/94	at MIA	421	51-32-4-2
Drew Bledsoe	11/03/96	MIA	419	41-30-3-2
Tony Eason	09/21/86	SEA	414	45-26-3-0
Tom Brady	09/22/02*	KC	410	54-39-4-1
Tom Ramsey	11/29/87*	PHI	402	53-34-3-2
Steve Grogan	10/12/86	NYJ	401	42-23-3-0
Matt Cassel	11/13/08*	NYJ	400	51-30-3-0

*-Overtime



PATRIOTS NEWS & NOTES

EVEN STEPHEN

Since joining the Patriots as a fourth-round draft choice in 2006, STEPHEN GOSTKOWSKI has connected on 85.5 percent of his regular-season field goals (65-for-76), achieving the best field goal percentage in Patriots history. Additionally, he hit 17 straight field goals from Dec. 9, 2007 to Oct. 5, 2008, recording the third-longest consecutive field goal streak in team annals. **He leads the AFC in scoring with 91 points in 2008.**

PATRIOTS ALL-TIME LEADERS / FIELD GOAL PCT.

(Minimum 50 Attempts)

Player	Years	FGM	FGA	Pct.
Stephen Gostkowski	2006-08	65	76	.855
Adam Vinatieri	1996-05	263	321	.819
Matt Bahr	1993-95	55	72	.764
Tony Franklin	1984-87	93	125	.744
Jason Staurovsky	1988-91	50	69	.725

PATRIOTS SINGLE-SEASON LEADERS / FIELD GOAL PCT.

(Minimum 16 Attempts)

Player	Year	FGM	FGA	Pct.
Adam Vinatieri	2004	31	33	.949
Stephen Gostkowski	2008	24	26	.923
Adam Vinatieri	2002	27	30	.900
Stephen Gostkowski	2007	21	24	.875
Adam Vinatieri	1997	25	29	.862

MOST CONSECUTIVE FIELD GOALS MADE / TEAM HISTORY

Player	Strk Began	Strk Ended	Consec. FGs
Adam Vinatieri	11/24/96	11/09/97	25
Adam Vinatieri	10/10/04	12/26/04	23
Stephen Gostkowski	12/9/07	10/5/08	17
Adam Vinatieri	10/08/00	12/04/00	16
Tony Franklin	10/26/86	11/23/86	14

LINEBACKERS ARE SACK LEADERS

MIKE VRABEL and ADALIUS THOMAS are among the top five active linebackers in terms of total career sacks. Vrabel ranks fourth with 53.0 sacks, while Thomas ranks fifth with 50 career sacks.

ACTIVE LINEBACKERS SACKS LEADERS

Player	Team(s)	Seasons	GP	Sacks
Willie McGinest*	NE/CLV	15	205	85.0
Joey Porter	PIT/MIA	10	148	79.0
Greg Ellis	DAL	11	156	72.0
Mike Vrabel	PIT/NE	12	169	53.0
Adalius Thomas	BAL/NE	9	121	50.5
Julian Peterson	SF/SEA	9	121	45.0
DeMarcus Ware	DAL	4	58	44.5

*-Not Including MNF (11/17/08)

VRABEL=VERSATILITY

In proving to be one of the NFL's most versatile players, linebacker MIKE VRABEL has made important contributions for the Patriots on offense and defense. He led the Patriots with 12.5 sacks in 2007, and also scored two touchdowns for the Patriots in 2007. Vrabel has recorded 10 career receptions, all resulting in touchdowns.

MIKE VRABEL'S CAREER TOUCHDOWNS

Date	Opponent	Scoring Play	Yds
09/29/02	at San Diego	Reception	1
02/01/04	* Carolina	Reception	1
11/07/04	at St. Louis	Reception	2
01/02/05	San Francisco	Reception	1
02/06/05	^ Philadelphia	Reception	2
09/18/05	at Carolina	Interception Return	24
11/20/05	New Orleans	Reception	1
12/26/05	at N.Y. Jets	Reception	1
12/26/05	at N.Y. Jets	Reception	2
10/01/07	at Cincinnati	Reception	1
10/28/07	Washington	Reception	2

*-Super Bowl XXXVIII ^-Super Bowl XXXIX

MAYO LEADS IN TACKLES

Rookie linebacker JEROD MAYO leads the Patriots with 94 tackles (58 solo) according to the team's tally based on coaching film breakdown. Mayo leads second-place Tedy Bruschi by 37 tackles. According to press box statisticians (who tally unofficial tackle totals at each NFL game), Mayo has been credited with 84 tackles (65 solo) this season, a total that leads all NFL rookies and is tied for sixth in the NFL with Carolina's Jon Beason and Washington's London Fletcher. Mayo's total of 84 tackles ranks fifth in the AFC, just five behind conference leader Gary Brackett of Indianapolis. Mayo was selected by the Patriots in the first round (10th overall) of the 2008 NFL Draft out of Tennessee.

MAYO TOTALS 20 TACKLES, MOST FOR A PATRIOT SINCE 1994

Jerod Mayo was credited with 20 tackles (16 solo) by press box statisticians against the Jets on Nov. 13. According to Stats LLC, it was the highest tackle total credited to a Patriot by press box statisticians since STATS LLC's records begin in 1994. Mayo's total of 20 tackles tops Roman Phifer's 19 tackles (13 solo) on Oct. 12, 2003 against the New York Giants as the most by a Patriot over that span. Tackles are an unofficial NFL statistic.

HOBBS IS TOP RETURNER

ELLIS HOBBS is the Patriots' all-time leader in kickoff return average (27.6) and ranks third in the NFL this season by averaging 28.4 yards per return. Against Miami on Sept. 21, Hobbs set a team single-game record with 237 kickoff return yards and had long returns of 81 yards and 50 yards. Last season, Hobbs recorded the longest kickoff return in NFL history, a 108-yard touchdown return against the New York Jets on Sept. 9, 2007.

PATRIOTS ALL-TIME LEADING KICKOFF RETURNERS (AVG.)

(Minimum 50 Returns)

Player	Years	KR	Yds	Avg.	TD
Ellis Hobbs	2005-08	91	2512	27.6	2
Raymond Clayborn	1977-89	57	1,538	27.0	3
Larry Garron	1960-68	89	2,299	25.8	2
Mack Herron	1973-75	71	1,796	25.3	1
Bethel Johnson	2003-05	102	2,557	25.1	2

2008 NFL KICKOFF RETURN LEADERS (AVG.)

Player	Team	KR	Yds	Avg.	TD
Eddie Royal	DEN	13	406	31.2	0
Leon Washington	NYJ	25	739	29.6	1
Ellis Hobbs	NE	31	880	28.4	0
Allen Rossum	SF	38	1061	27.9	1
Joshua Cribbs*	CLV	23	636	27.7	1
Chris Carr	TEN	26	707	27.2	0

*-Not Including MNF (11/17/08)

FAULK: TOP PATRIOTS RETURN MAN

KEVIN FAULK is the top return specialist in Patriots history. Faulk leads the franchise with 4,804 overall return yards, and is the club's all-time leading kickoff returner with 3,929 career yards.

PATRIOTS ALL-TIME LEADING RETURNERS

Player	Years	Overall		Punt Returns		Kick Ret.	
		Yards	TD	PR Yds	TD	KR Yds	TD
Kevin Faulk	1999-08	4,804	2	91	875	0	174
Troy Brown	1993-07	4,487	3	252	2,625	3	87
Dave Meggett	1995-97	3,999	1	142	1,438	1	105
Carl Garrett	1969-72	2,738	0	43	487	0	92

CAPTAINS ELECTED

The following players were elected as Patriots captains by their teammates during the week leading into the season opener—Offense: QB Tom Brady, T Matt Light, WR Randy Moss; Defense: LB Tedy Bruschi, S Rodney Harrison, LB Mike Vrabel, NT Vince Wilfork; Special Teams: LB Larry Izzo.



INSIDE THE NUMBERS

HOLDING THE LEAD

38

The number of consecutive regular-season games the Patriots have won when leading at halftime, setting a post-merger NFL record (1970-present). New England has not lost when holding a halftime lead since Dec. 20, 2004 at Miami. The Patriots are 6-0 in 2008 when holding a halftime lead.

37

The number of consecutive regular-season games the Patriots have won when leading entering the fourth quarter. The last time the Patriots lost a game when leading after three quarters was at Miami on Dec. 20, 2004.

68-1

The Patriots' regular-season record when leading at halftime since losing at Denver on Oct. 28, 2001.

75-1

The Patriots' regular-season record when leading entering the fourth quarter since the beginning of the 2001 season.

STREAKING

52

The number of consecutive regular-season games the Patriots have won when having a positive turnover differential in the game. The last time the Patriots lost a game in which they won the turnover battle was on Oct. 27, 2002 against Denver, when they lost 24-16 despite having a +2 turnover differential.

22

The number of consecutive regular-season games the Patriots have won when scoring first. The last time New England lost after scoring first was on Nov. 12, 2006 against the New York Jets.

11

The number of consecutive regular-season games the Patriots have won when a New England player has a 100-yard rushing game. The last time New England lost a game in which one of its runners broke the 100-yard mark was on Dec. 20, 2004, when the Patriots lost 29-28 at Miami despite a 121-yard effort by Corey Dillon.

157

The number of consecutive home games the Patriots have sold out. The streak includes ever preseason, regular-season and playoff game since the 1994 regular-season opener.

5

The number of consecutive AFC East titles the Patriots have won entering 2008, marking the longest streak of consecutive crowns in the division's history.

14

The number of consecutive games (including playoffs) in which Wes Welker has had at least six receptions.

7

The number of consecutive seasons in which the Patriots have won nine or more regular-season games. They are the only team in the NFL to have won at least nine games in each of the last seven seasons.

TOSS UP

6-0

The Patriots' record this season when winning the coin toss.

0-4

The Patriots' record this season when losing the coin toss.



MILESTONES APPROACHING

8

The number of receptions Randy Moss needs to pass Larry Centers for 15th place on the NFL's all-time receptions list. Moss enters this week's game ranked 16th in league history with 820 career receptions, while Centers is 15th with 827 career receptions.

17

The number of receiving yards Kevin Faulk needs to become the sixth NFL player to have at least 2,000 rushing yards and at least 3,000 receiving yards this decade. Since the year 2000, only Tiki Barber, Marshall Faulk, LaDainian Tomlinson, Brian Westbrook and Michael Pittman have achieved the feat. Faulk enters this week's game with 2,717 rushing yards and 2,983 receiving yards this decade.

11

The number of receptions Kevin Faulk needs to pass Irving Fryar for fourth place on the Patriots' all-time receptions list. Faulk enters this week's game with 353 career receptions, while Fryar had 363 catches in a Patriots uniform.

2

The number of touchdown receptions Randy Moss needs to pass Cris Carter for third place on the NFL's all-time touchdown receptions list. Moss enters this week's game with 129 career touchdown catches, while Carter had 130 career scoring grabs.

2

The number of touchdown receptions Randy Moss needs to pass Cris Carter for seventh place on the NFL's all-time total touchdowns list. Moss enters this week's game with 130 career touchdowns (129 receiving, 1 return), while Carter had 131 career touchdowns (130 receiving, 1 return).

4

The number of sacks Mike Vrabel needs to reach 50 sacks in his Patriots career, becoming the sixth player in team history to total 50 sacks in a Patriots uniform.

2

The number of victories Patriots head coach Bill Belichick needs to reach 150 total wins for his career. Belichick has 146 career wins (131 regular season, 15 playoffs). There are 16 coaches in NFL history who have reached the 150-win mark.

THE KRAFT ERA

3

The number of Super Bowl championships the Patriots have won since Robert Kraft purchased the team in 1994. That mark is the highest total in the NFL over that span. Only Denver (2; 1997 and 1998) has also won multiple Super Bowl titles since 1994.

5

The number of conference championships the Patriots have won since Robert Kraft purchased the team in 1994. That mark is the highest total in the NFL over that span, and more than twice the total of the next closest teams (Denver, Green Bay, Pittsburgh and St. Louis each have won two conference titles since 1994).

17

The number of playoff games the Patriots have won since Robert Kraft purchased the team in 1994. That mark is the highest total in the NFL over that span. Pittsburgh ranks second with 12 playoff wins over that span.

24

The number of playoff games the Patriots have appeared in since 1994. The mark is the highest in the NFL, ahead of the 20 games played by Green Bay and Pittsburgh.



PATRIOTS NEWS AND NOTES

PATRIOTS WINNING STREAKS

The Patriots recorded the longest regular-season winning streak in NFL history, winning 21 consecutive regular-season games from Dec. 17, 2006 to Sept. 14, 2008. New England's 21-game regular-season winning streak eclipsing the previous NFL record of 18 consecutive regular-season wins, achieved by the Patriots from Oct. 5, 2003 to Oct. 24, 2004.

NFL'S LONGEST REGULAR-SEASON WIN STREAKS

Team	Years	Streak
New England Patriots	2006-08	21
New England Patriots	2003-04	18
Chicago Bears	1933-34	17
Pittsburgh Steelers	2004-05	16
Miami Dolphins	1983-84	16
Miami Dolphins	1971-73	16
Chicago Bears	1941-42	16

ON THE ROAD TO VICTORY

The Patriots won 12 consecutive regular-season road games from Dec. 24, 2006 to Oct. 5, 2008. New England's road winning streak is the second longest in NFL history, trailing only the San Francisco 49ers' 18 straight road wins from 1988-90.

MOST CONSECUTIVE ROAD VICTORIES / NFL HISTORY

Team	Victories	First Win	Final Win
San Francisco 49ers	18	11/27/88	12/30/90
New England Patriots	12	12/24/06	10/5/08
San Diego/LA Chargers	11	10/02/60	11/12/61
San Francisco 49ers	11	09/20/87	10/16/88
Pittsburgh Steelers	11	09/26/04	11/06/05

TOP TELEVISION RATINGS

Historically, the Patriots have been at or near the top of the weekly television ratings for the 2.4 million homes in the Boston TV market. More than 20 percent of the Boston market has tuned in to each of the Patriots' five games this season.

PATRIOTS 2008 RATINGS IN BOSTON TV MARKET

Date	Opponent	Net.	Boston TV	Rtg/Shr/Viewers
09/07	Kansas City	CBS	WBZ Ch. 4	23.7 / 55 / 568,000
09/14	at N.Y. Jets	CBS	WBZ Ch. 4	32.0 / 55 / 765,000
09/21	Miami	CBS	WBZ Ch. 4	20.5 / 48 / 492,000
10/05	at San Fran.	CBS	WBZ Ch. 4	30.7 / 54 / 739,000
10/12	at San Diego	NBC	WHDH Ch. 7	21.2 / 35 / 511,000
10/20	Denver	ESPN	WCVB Ch. 5	21.8 / 36 / 512,000
10/26	St. Louis	FOX	WFXT Ch. 25	23.5 / 52 / 567,000
11/02	at Indianapolis	NBC	WHDH Ch. 7	27.5 / 41 / 662,000
11/09	Buffalo	CBS	WBZ Ch. 4	25.1 / 57 / 604,000
11/13	N.Y. Jets	NFLN	WCVB Ch. 5	

Each ratings point represents one percent of the 2.4 million homes in the Boston TV market. ESPN/NFLN games include Rating and Share as a combined figure from both ESPN/NFLN and WCVB.

PATRIOTS RATINGS HISTORY

Historical ratings in Boston television market

Regular Season	Rating / Share / Viewers
2008 Regular Season Average.....	25.1 / 48 / 604,000
2007 Regular Season Average.....	33.8 / 56 / 807,000
2006 Regular Season Average.....	26.7 / 52 / 634,000
2005 Regular Season Average.....	27.2 / 51 / N/A
2004 Regular Season Average.....	31.2 / 56 / N/A
2003 Regular Season Average.....	26.8 / 51 / N/A
2002 Regular Season Average.....	28.5 / 53 / N/A
2001 Regular Season Average.....	24.7 / 48 / N/A

Playoffs	Rating / Share
2007 Postseason Average	47.3 / 72
2006 Postseason Average	44.1 / 66
2005 Postseason Average	38.3 / 60
2004 Postseason Average	48.9 / 70
2003 Postseason Average	47.0 / 72
2001 Postseason Average	47.4 / 73

PRO BOWL BALLOTING UNDERWAY

NFL Pro Bowl balloting runs from Oct. 13 through Dec. 9. Fans may vote for their favorite NFL players to represent the AFC and NFC in the 2009 Pro Bowl in Honolulu on Sunday, Feb. 8. Fans may vote online at nfl.com/probowl or on Web-enabled mobile phones by going to NFL.com. The AFC and NFC All-Star squads are determined by the consensus votes of fans, players and coaches. Each group's vote counts one-third towards determining each conference's 43-man roster. NFL players and coaches will cast their votes on Dec. 11-12. The Pro Bowl teams will be announced at 4:00 p.m. EST on Tuesday, Dec. 16 in a Pro Bowl Selection Show on NFL Network.



HOT WHEN IT'S COLD

The Patriots have enjoyed tremendous recent success in cold weather and are 23-3 since 1993 when the kickoff temperature is 34 degrees or less.

- New England has won 18 of its last 20 games when the kickoff temperature has been 34 degrees or colder.
- Since 1993, the Patriots are 16-1 when it's 30 degrees or less.

PATRIOTS GAMES 34 DEGREES OR COLDER

Date	Opp.	Temp	Notes	W/L	Score
01/10/04	TEN*	4	Wind Chill -10	W	17-14
01/23/05	at PIT*	11	Wind Chill -1	W	41-27
12/26/93	IND	19	Wind Chill -1	W	38-0
01/20/08	SD*	23	Wind Chill 9	W	21-12
01/07/06	JAX*	24	Clear and Calm	W	28-3
12/21/96	at NYG	24	Wind Chill 17	W	23-22
01/01/06	MIA	25	Wind Chill 20	L	26-28
01/16/05	IND*	25	Snow	W	20-3
12/14/03	JAX	25	Wind Chill 16	W	27-13
01/19/02	OAK*	25	Snow	W	16-13 ot
12/05/05	NYJ	26	Light Snow	W	16-3
12/10/95	NYJ	26	Wind Chill 12	W	31-28
01/12/97	JAX*	27	Wind Chill 11	W	20-6
12/07/03	MIA	28	Wind Chill 17	W	12-0
12/11/05	at BUF	30	Light Snow	W	35-7
12/26/04	at NYJ	30	Wind Chill 21	W	23-7
12/20/03	at NYJ	30	Wind Chill 20	W	21-16
11/05/06	IND	31	Clear and Calm	L	20-27
12/24/00	MIA	31	Wind Chill 22	L	24-27
01/02/05	SF	32	Wind Chill 27	W	21-7
01/18/04	IND*	32	Light Snow	W	24-14
11/16/03	DAL	33	Cloudy and Calm	W	12-0
11/26/95	at BUF	33	Flurries	W	35-25
12/09/07	PIT	34	Cloudy and Cold	W	34-13
12/16/01	at BUF	34	Wind Chill 25	W	12-9 ot
12/12/93	CIN	34	Wind Chill 23	W	7-2

*-playoffs

THE GREATEST SHOW IN SNOW

The Patriots are 9-0 all-time in games in Foxborough when snow has fallen during the game. Three of the Patriots' home playoff games have involved frozen precipitation, with all three contests ending in memorable victories. Below is a list of all of the Patriots' snow games in Foxborough since they moved from Boston in 1971.

SNOW GAMES IN FOXBOROUGH (9-0)

Date	Opp.	Temp	Weather	W/L	Score
12/04/05	NYJ	26	Light Snow	W	16-3
01/16/05	IND*	25	Snow	W	20-3
01/18/04	IND*	32	Light Snow	W	24-14
12/14/03	JAX	25	Snow in 2nd Half	W	27-13
12/07/03	MIA	28	Cold, Snow, Wind	W	12-0
01/19/02	OAK*	25	Snow, 3-5 inches	W	16-13 ot
12/04/83	NO	35	Cold, Snowing	W	7-0
12/12/82	MIA	22	Wind, Snow	W	3-0
12/10/78	BUF	28	Snow, Some Sun	W	26-24

*-Playoffs



PATRIOTS FOOTBALL NETWORK

The **Patriots Football Network (PFN)** is the full portfolio of media offerings from the three-time Super Bowl Champion New England Patriots. PFN provides Patriots content produced both in-house and with media partners spanning print, television, radio and the Internet.

PATRIOTS ALL ACCESS

Patriots All Access, winner of the 2007 New England Emmy Award for Best Sports Series, airs weekly throughout the season on WCVB-TV and a network of regional affiliates. Patriots All Access features exclusive, behind-the-scenes access and in-depth weekly features on Patriots players and personnel. Hosted by WCVB's Mike Lynch, the show features weekly sit-downs with Coach Bill Belichick including the popular "Belestrator" segment where the coach breaks down upcoming opponents.



Saturdays at 7:00 p.m. and Sundays at 10:00 a.m. on **WCVB-TV Channel 5 in Boston**

Sundays at 10:00 a.m. on **WNAC-TV in Providence**; Saturdays at 12:05 a.m. on **WMUR-TV in Manchester, N.H.**

Saturdays at 5:00 a.m. on **WMTW-TV in Portland, Maine**; Saturdays at 5:00 p.m. on **WCTX-TV in Hartford, Conn.**

Saturdays at 7:00 p.m. on **WFXQ-TV in Springfield, Mass.**; Sundays at 11:00 a.m. on **WVII-TV in Bangor, Maine**

TOTALLY PATRIOTS



Totally Patriots, a youth-oriented football show, airs each Sunday morning on WCVB, Channel 5 in Boston and a network of regional affiliates. The show, is geared towards young fans and includes a health and fitness segment as well as a weekly football tips feature with Hall of Fame linebacker Andre Tippett and a current Patriots player. Other features and segments emphasize the importance of an active lifestyle and let young football players hear directly from the pros. Check your local listings for other times and locations.

Sundays at 11:00 a.m. on **WCVB-TV Channel 5**; Saturdays at 12:30 p.m. on **WNAC-TV in Providence**

Saturdays at 6:30 a.m. on **WCTX-TV in Hartford, Conn.**; Saturdays at 6:30 p.m. on **WFXQ-TV in Springfield, Mass.**

PATRIOTS TODAY AND PATRIOTS THIS WEEK

PATRIOTS TODAY: Available daily at Patriots.com

PATRIOTS THIS WEEK: Saturdays at 10:30 p.m. on WSBK Channel 38

Patriots Today gives fans a daily, in-depth look at the club that is unmatched by any other outlet. The show is hosted by Kristina Akra with daily reports from Brian Lowe. This daily Webcast is dedicated exclusively to the Patriots and provides daily features, reports and commentary that will satisfy every fan's daily Patriots fix. Every Saturday night during the season on Channel 38, Kristina Akra will bring you *Patriots This Week*, providing a thorough recap of each week's developments.

PATRIOTS.COM

NEWS

Patriots.com features daily updates and exclusive content from the writers of *Patriots Football Weekly*, offering everything from breaking news to player features and the popular "Ask PFW" postings.

VIDEO

The first professional sports team website to offer streaming video provides Patriots fans with a variety of exclusive video content. Visitors can choose their channel and watch exclusive video from news to cheerleaders. Patriots.com also features video of every Patriots press conference, including postgame press conferences and Coach Belichick's weekday media updates.

AUDIO

"PFW In Progress," available exclusively on Patriots.com, is a weekly online program that features candid commentary from the writers of *Patriots Football Weekly*. Patriots.com also offers podcasts and streaming audio of every press conference.

PATRIOTS FRIDAY ON WEEI

Sports Radio WEEI has the exclusive rights to broadcast "Patriots Friday" from Gillette Stadium each week during the season. WEEI programming from 6:00 a.m. to 6:00 p.m. will feature exclusive Patriots player interviews previewing the upcoming game.

WBCN PATRIOTS ROCK RADIO NETWORK

For the 14th consecutive season, WBCN is proud to be the flagship station for the Patriots Rock Radio Network. Every Patriots game was heard on WBCN (104.1 FM) and its network of 36 stations throughout all six New England states. WBCN's pregame and postgame shows can be heard before and after each game, beginning three hours before kickoff.

FLAGSHIP STATION

WBCN

Boston ★ 104.1 FM



MASSACHUSETTS

WAQY	Springfield	102.1 FM
WBEC	Pittsfield	1420 AM
WEIM	Fitchburg	1280 AM
WNAW	N. Adams	1230 AM
WBSM	New Bedford	1420 AM
WPVQ	Greenfield	95.3 FM
WSAR	Fall River	1480 AM
WSBS	Gt. Barrington	860 AM
WWFX	Worcester	100.1 FM
WXTK	Hyannis	95.1 FM

MAINE

WEBB	Augusta	98.5 FM
WWMJ	Bangor	97.7 FM
WBLM	Portland	102.9 FM
WEGP	Presque Isle	1390 AM

CONNECTICUT

WCCC	Hartford	106.9 FM
WXLN	New London	104.7 FM
WINY	Putnam	1350 AM

NEW YORK

WEAV	Plattsburgh	960 AM
------	-------------	--------

NEW HAMPSHIRE

WTPL	Concord	107.7 FM
WSAK	Hampton	102.1 FM
WWHQ	Laconia	101.5 FM
WWBK	Keene	1220AM/103.1 FM
WGAM	Nashua	900 AM
WPKQ	N. Conway	103.7 FM
WGHH	Manchester	1250 AM
WSHK	Portsmouth	105.3 FM

RHODE ISLAND

WPRO	Providence	630 AM
WEAN	Providence	99.7 FM

VERMONT

WBTN	Bennington	1370 AM
WORK	Barre	107.1 FM
WKVT	Brattleboro	92.7 FM
WXZO	Burlington	96.7 FM
WIKI	Newport	1490 AM
WEXP	Rutland	101.5 FM
WSTJ	St Johnsbury	1340 AM
WMXR	Woodstock	93.9 FM

PATRIOTS MONDAY ON WEEI

Sports Radio WEEI has the exclusive rights to broadcast "Patriots Monday" from Gillette Stadium every week during the season. The daylong programming lineup offers fans unique access from Bill Belichick, Matt Cassel and other star players.



2008 OFFENSIVE STATISTICS

WON 6, LOST 4

09/07 W 17-10	Kansas City	68,756
09/14 W 19-10	at New York Jets	78,554
09/21 L 13-38	Miami	68,756
10/05 W 30-21	at San Francisco	67,650
10/12 L 10-30	at San Diego	68,704
10/20 W 41- 7	Denver	68,756
10/26 W 23-16	St. Louis	68,756
11/02 L 15-18	at Indianapolis	66,508
11/09 W 20-10	Buffalo	68,756
11/13 L 31-34 OT	New York Jets	68,756
11/23	at Miami	
11/30	Pittsburgh	
12/07	at Seattle	
12/14	at Oakland	
12/21	Arizona	
12/28	at Buffalo	

	N.E.	Opp.
TOTAL FIRST DOWNS	213	166
Rushing	90	42
Passing	111	113
Penalty	12	11
3rd Down: Made/Att	64/144	53/122
3rd Down Pct.	44.4	43.4
4th Down: Made/Att	8/13	1/4
4th Down Pct.	61.5	25.0
POSSESSION AVG.	32:07	27:53
TOTAL NET YARDS	3464	3084
Avg. Per Game	346.4	308.4
Total Plays	681	561
Avg. Per Play	5.1	5.5
NET YARDS RUSHING	1322	1040
Avg. Per Game	132.2	104.0
Total Rushes	316	260
NET YARDS PASSING	2142	2044
Avg. Per Game	214.2	204.4
Sacked/Yards Lost	33/157	19/147
Gross Yards	2299	2191
Att./Completions	332/219	282/184
Completion Pct.	66.0	65.2
Had Intercepted	7	10
PUNTS/AVERAGE	32/44.3	46/45.0
NET PUNTING AVG.	32/36.4	46/37.0
PENALTIES/YARDS	31/308	47/364
FUMBLES/BALL LOST	12/6	7/5
TOUCHDOWNS	21	22
Rushing	11	5
Passing	10	16
Returns	0	1

* SCORE BY PERIODS	Q1	Q2	Q3	Q4	OT	PTS
TEAM	33	68	62	56	0	219
OPPONENTS	51	51	28	61	3	194

* SCORING	TD-Ru-Pa-Rt	K-PAT	FG	S	PTS
Gostkowski	0 0 0 0	19/19	24/26	0	91
Moss	5 0 5 0			0	30
Green-Ellis	4 4 0 0			0	24
Morris	4 4 0 0			0	24
Faulk	3 2 1 0			0	18
Gaffney	2 0 2 0			0	14
Cassel	1 1 0 0			0	6
Watson	1 0 1 0			0	6
Welker	1 0 1 0			0	6
TEAM	21 11 10 0	19/19	24/26	0	219
OPPONENTS	22 5 16 1	21/21	13/15	0	194

2-Pt. Conversions: Gaffney, TEAM 1-2, OPPONENTS 1-1

SACKS: Seymour 6, A. Thomas 5, Vrabel 2, Warren 2, Hobbs 1, Wilfork 1, Woods 1, Wright 1, TEAM 19, OPPONENTS 33

FUM/LOST: Cassel 4/2, Moss 3/2, Hobbs 1/0, Koppen 1/0, Slater 1/0, Watson 1/1, Welker 1/1

* PASSING	Att	Cmp	Yds	Cmp%	Yds/Att	TD	TD%	Int	Int%	Long	Sack/Lost	Rating
Cassel	316	208	2200	65.8	6.96	10	3.2	7	2.2	66t	32/ 155	87.3
Brady	11	7	76	63.6	6.91	0	0.0	0	0.0	26	0/ 0	83.9
O'Connell	4	3	25	75.0	6.25	0	0.0	0	0.0	12	1/ 2	90.6
Faulk	1	1	-2	100.0	-2.00	0	0.0	0	0.0	-2	0/ 0	79.2
TEAM	332	219	2299	66.0	6.92	10	3.0	7	2.1	66t	33/ 157	87.2
OPPONENTS	282	184	2191	65.2	7.77	16	5.7	10	3.5	69t	19/ 147	93.0

* RUSHING	No.	Yds	Avg	Long	TD
Morris	74	321	4.3	34	4
Faulk	59	319	5.4	20	2
Green-Ellis	65	252	3.9	15	4
Cassel	51	185	3.6	19	1
Jordan	24	106	4.4	11	0
Maroney	28	93	3.3	17	0
Welker	3	26	8.7	19	0
Evans	10	20	2.0	4	0
Moss	2	0	0.0	2	0
TEAM	316	1322	4.2	34	11
OPPONENTS	260	1040	4.0	62t	5

* RECEIVING	No.	Yds	Avg	Long	TD
Welker	72	718	10.0	29	1
Moss	46	615	13.4	66t	5
Faulk	30	263	8.8	22	1
Gaffney	23	240	10.4	19t	2
Watson	19	179	9.4	29	1
Morris	12	90	7.5	28	0
D. Thomas	9	93	10.3	18	0
Aiken	5	81	16.2	43	0
Green-Ellis	2	17	8.5	9	0
Washington	1	3	3.0	3	0
TEAM	219	2299	10.5	66t	10
OPPONENTS	184	2191	11.9	69t	16

* INTERCEPTIONS	No.	Yds	Avg	Long	TD
O'Neal	3	49	16.3	47	0
Meriweather	3	6	2.0	6	0
Hobbs	2	7	3.5	4	0
J. Sanders	1	9	9.0	9	0
Harrison	1	0	0.0	0	0
TEAM	10	71	7.1	47	0
OPPONENTS	7	52	7.4	16	0

* PUNTING	No.	Yds	Avg	Net	TB	In	Lg	B
Hanson	32	1416	44.3	36.4	8	13	70	0
TEAM	32	1416	44.3	36.4	8	13	70	0
OPPONENTS	46	2070	45.0	37.0	6	12	82	0

* PUNT RETURNS	Ret	FC	Yds	Avg	Long	TD
Welker	12	2	141	11.8	44	0
Faulk	7	9	106	15.1	24	0
O'Neal	2	1	2	1.0	2	0
TEAM	21	12	249	11.9	44	0
OPPONENTS	7	8	90	12.9	28	0

* KICKOFF RETURNS	No.	Yds	Avg	Long	TD
Hobbs	31	880	28.4	81	0
Slater	7	117	16.7	31	0
Faulk	1	11	11.0	11	0
Welker	1	26	26.0	26	0
TEAM	40	1034	25.9	81	0
OPPONENTS	38	939	24.7	92t	1

* FIELD GOALS	1-19	20-29	30-39	40-49	50+
Gostkowski	0/ 0	6/ 6	10/10	8/10	0/0
TEAM	0/ 0	6/ 6	10/10	8/10	0/0
OPPONENTS	0/ 0	7/ 7	3/ 4	2/ 3	1/1
Gostkowski:	(37G)	(21G,37G,28G,27G)	(37G,44G)		
	(35G,40G,49G)	(48N,47G)	(31G,40G)	(30G,27G,41G)	
	(29G,35G,25G)	(32G,49N,37G)	(42G,31G,47G)		
OPPONENTS:	(40G)	(31N,21G)	(39G)	()	(25G,44N,35G,23G)
	()	(20G,44G,25G)	(52G)	(25G)	(22G,34G)



2008 DEFENSIVE STATISTICS

Tackle Statistics based on Coaches Film Review

PLAYER Name	TACKLES			SACKS			INTERCEPTIONS				FUMBLES				SP. TEAMS				
	TT	UT	A	S/	Yds	QH	Int/	Yds	TD	PD	FF	FR/	Yds	TD	TT	UT	A	FF	FR
Jerod Mayo	94	58	36	-	-	-	-	-	-	3	0	1	0	0	1	1	0	-	-
Tedy Bruschi	57	29	28	-	-	1	-	-	-	1	-	-	-	-	-	-	-	-	-
Ty Warren	55	33	22	2.0	11.0	4	-	-	-	-	1	1	8	0	-	-	-	-	-
Vince Wilfork	50	32	18	1.0	9.0	2	-	-	-	1	-	-	-	-	-	-	-	-	-
Rodney Harrison	45	27	18	-	-	2	1	0	0	2	1	0	0	0	-	-	-	-	-
Richard Seymour	43	24	19	6.0	39.0	11	-	-	-	1	-	-	-	-	-	-	-	-	-
Brandon Meriweather	42	29	13	-	-	-	3	6	0	5	-	-	-	-	5	1	4	-	-
James Sanders	42	26	16	-	-	-	1	9	0	2	-	-	-	-	4	2	2	-	-
Adalius Thomas	35	24	11	5.0	64.0	7	-	-	-	4	-	-	-	-	1	0	1	-	-
Mike Vrabel	33	14	19	2.0	8.0	5	-	-	-	1	-	-	-	-	1	0	1	-	-
Ellis Hobbs	28	26	2	1.0	6.0	-	2	7	0	8	-	-	-	-	2	0	2	-	-
Deltha O'Neal	23	22	1	-	-	-	3	49	0	4	-	-	-	-	-	-	-	-	-
Pierre Woods	19	16	3	1.0	5.0	2	-	-	-	1	-	-	-	-	11	9	2	-	-
Mike Wright	16	10	6	1.0	5.0	2	-	-	-	-	1	0	0	0	-	-	-	-	-
Jarvis Green	16	9	7	-	-	1	-	-	-	-	-	-	-	-	-	-	-	-	-
Gary Guyton	15	13	2	-	-	-	-	-	-	2	0	2	7	0	6	2	4	-	-
Jonathan Wilhite	10	7	3	-	-	-	-	-	-	-	-	-	-	-	3	2	1	-	-
Lewis Sanders	9	7	2	-	-	-	-	-	-	-	1	0	0	0	1	0	1	-	-
Le Kevin Smith	8	4	4	-	-	-	-	-	-	-	0	1	0	0	-	-	-	-	-
Jason Webster	4	3	1	-	-	-	-	-	-	-	1	0	0	0	-	-	-	-	-
Mike Richardson	3	3	0	-	-	-	-	-	-	-	-	-	-	-	3	3	0	-	-
Terrence Wheatley	2	2	0	-	-	-	-	-	-	2	-	-	-	-	-	-	-	-	-
Antwain Spann	1	1	0	-	-	-	-	-	-	-	-	-	-	-	-	-	-	-	-
Kelley Washington	0	0	0	-	-	-	-	-	-	-	-	-	-	-	5	4	1	-	-
Larry Izzo	0	0	0	-	-	-	-	-	-	-	-	-	-	-	6	3	3	-	-
Sam Aiken	0	0	0	-	-	-	-	-	-	-	-	-	-	-	6	1	5	-	-
Matthew Slater	0	0	0	-	-	-	-	-	-	-	-	-	-	-	5	1	4	-	-
Ray Ventrone	0	0	0	-	-	-	-	-	-	-	-	-	-	-	3	2	1	-	-
Chris Hanson	0	0	0	-	-	-	-	-	-	-	-	-	-	-	2	1	1	-	-
Heath Evans	0	0	0	-	-	-	-	-	-	-	-	-	-	-	1	0	1	-	-
Totals	650	419	231	19.0	147.0	37	10	71	0	37	5	5	15	0	66	32	34	0	0

FUMBLES - LOST (12-6)				
	No.	Lost	Own	
			Rec	O.B.
Matt Cassel	4	2	2	0
Randy Moss	3	2	1	0
Wes Welker	1	1	0	0
Ellis Hobbs	1	0	1	0
Matthew Slater	1	0	0	0
Benjamin Waston	1	1	0	0
Dan Koppen	1	0	0	0
Mark LeVoi	0	0	1	0
Sammy Morris	0	0	1	0
Totals	12	6	6	0

MISC. OFFENSIVE STATS				
	TKl	Ast	FF	FR
Randy Moss	3	0	0	0
Logan Mankins	3	0	0	0
Wes Welker	3	0	0	0
Matt Cassel	1	0	0	0
Kevin Faulk	1	0	0	0
BenJarvus Green-Ellis	1	0	0	0
Benjamin Watson	1	0	0	0
Totals	13	0	0	0

KEY	
TT-Total Tackles	Int/Yds-Interceptions/Yards Returned
UT-Unassisted Tackles	PD-Passes Defensed
A-Assisted Tackles	FF-Forced Fumbles
S/YL-Sacks/Yards Lost	FR/Yds-Fumble Recoveries/Yards Returned
QH-Quarterback Hits	

BLOCKED KICKS			
	XP	FG	P
Totals	0	0	0



2008 NEW ENGLAND PATRIOTS ROSTER

AS OF NOVEMBER 17, 2008

ALPHABETICAL ROSTER

#	NAME	POS	HT	WT	BORN	YR	COLLEGE	H.S. HOMETOWN
88	Aiken, Sam	WR	6-2	215	12/14/1980	6	North Carolina	Kenansville, N.C.
52	Alexander, Eric	LB	6-2	240	2/8/1982	4	Louisiana State	Port Arthur, Texas
65	Britt, Wesley	T	6-8	320	11/21/1981	3	Alabama	Cullman, Ala.
54	Bruschi, Tedy	LB	6-1	247	6/9/1973	13	Arizona	Roseville, Calif.
16	Cassel, Matt	QB	6-4	230	5/17/1982	4	Southern California	Northridge, Calif.
44	Evans, Heath	RB	6-0	250	12/30/1978	8	Auburn	West Palm Beach, Fla.
33	Faulk, Kevin	RB	5-8	202	6/5/1976	10	Louisiana State	Carencro, La.
10	Gaffney, Jabar	WR	6-1	200	12/1/1980	7	Florida	Jacksonville, Fla.
3	Gostkowski, Stephen	K	6-1	210	1/28/1984	3	Memphis	Madison, Miss.
97	Green, Jarvis	DL	6-3	285	1/12/1979	7	Louisiana State	Donaldsonville, La.
42	Green-Ellis, BenJarvus	RB	5-11	215	7/2/1985	R	Mississippi	New Orleans, La.
7	Gutierrez, Matt	QB	6-4	230	6/9/1984	2	Idaho State	Concord, Calif.
59	Guyton, Gary	LB	6-3	242	11/14/1985	R	Georgia Tech	Hinesville, Ga.
6	Hanson, Chris	P	6-2	202	10/25/1976	10	Marshall	Sharpsburg, Ga.
27	Hobbs, Ellis	CB	5-9	195	5/16/1983	4	Iowa State	DeSoto, Texas
71	Hochstein, Russ	G/C	6-4	305	10/7/1977	8	Nebraska	Hartington, Neb.
53	Izzo, Larry	LB	5-10	228	9/26/1974	13	Rice	Houston, Texas
32	Jordan, LaMont	RB	5-10	230	11/11/1978	8	Maryland	Suitland, Md.
77	Kaczur, Nick	T	6-4	315	7/28/1979	4	Toledo	Brantford, Ontario
67	Koppen, Dan	C	6-2	296	9/12/1979	6	Boston College	Whitehall, Pa.
64	LeVoi, Mark	T	6-7	306	7/29/1982	2	Notre Dame	Eden Prairie, Minn.
72	Light, Matt	P	6-4	305	6/23/1978	8	Purdue	Greenville, Ohio
70	Mankins, Logan	G	6-4	310	3/10/1982	4	Fresno State	Catheys Valley, Calif.
51	Mayo, Jerod	LB	6-1	242	2/23/1986	R	Tennessee	Hampton, Va.
31	Meriweather, Brandon	DB	5-11	200	1/14/1984	2	Miami (Fla.)	Apopka, Fla.
34	Morris, Sammy	RB	6-0	220	3/23/1977	9	Texas Tech	San Antonio, Texas
81	Moss, Randy	WR	6-4	210	2/13/1977	11	Marshall	Rand, W. Va.
61	Neal, Stephen	G	6-4	305	10/9/1976	7	Cal State-Bakersfield	San Diego, Calif.
5	O'Connell, Kevin	QB	6-5	225	5/25/1985	R	San Diego State	Carlsbad, Calif.
21	O'Neal, Deltha	CB	5-11	194	1/30/1977	9	California	Milpitas, Calif.
66	Paxton, Lonie	LS	6-2	260	3/13/1978	9	Sacramento State	Corona, Calif.
35	Richardson, Mike	CB	5-11	190	2/18/1984	2	Notre Dame	Warner Robins, Ga.
36	Sanders, James	S	5-10	210	11/11/1983	4	Fresno State	Porterville, Calif.
29	Sanders, Lewis	CB	6-1	210	6/22/1978	9	Maryland	Staten Island, N.Y.
93	Seymour, Richard	DL	6-6	310	10/6/1979	8	Georgia	Gadsden, S.C.
18	Slater, Matthew	WR	6-0	198	9/9/1985	R	UCLA	Anaheim, Calif.
90	Smith, Le Kevin	DL	6-3	308	7/21/1982	3	Nebraska	Macon, Ga.
28	Spann, Antwain	S	6-0	195	2/22/1983	3	Louisiana-Lafayette	Oceanside, Calif.
96	Thomas, Adalius	LB	6-2	270	8/18/1977	9	Southern Mississippi	Equality, Ala.
86	Thomas, David	TE	6-3	248	7/5/1983	3	Texas	Wolfforth, Texas
41	Ventrone, Ray	DB	5-10	200	10/21/1982	3	Villanova	Pittsburgh, Pa.
50	Vrabel, Mike	LB	6-4	261	8/14/1975	12	Ohio State	Akron, Ohio
94	Warren, Ty	DL	6-5	300	2/6/1981	6	Texas A&M	Bryan, Texas
15	Washington, Kelley	WR	6-3	215	8/21/1979	6	Tennessee	Stephens City, Va.
84	Watson, Benjamin	TE	6-3	255	12/18/1980	5	Georgia	Rock Hill, S.C.
23	Webster, Jason	CB	5-9	187	9/8/1977	9	Texas A&M	Houston, Texas
83	Welker, Wes	WR	5-9	185	5/1/1981	5	Texas Tech	Oklahoma City, Okla.
22	Wheatley, Terrence	CB	5-9	183	5/5/1985	R	Colorado	Plano, Texas
75	Wilfork, Vince	NT	6-2	325	11/4/1981	5	Miami (Fla.)	Boynton Beach, Fla.
24	Wilhite, Jonathan	CB	5-11	185	2/23/1984	R	Auburn	Monroe, La.
58	Woods, Pierre	LB	6-5	250	1/6/1982	3	Michigan	Cleveland, Ohio
99	Wright, Mike	DL	6-4	295	3/1/1982	4	Cincinnati	Cincinnati, Ohio
74	Yates, Billy	G	6-2	305	4/15/1980	5	Texas A&M	Fort Worth, Texas

NUMERICAL ROSTER

#	NAME	POS
3	Stephen Gostkowski	K
5	Kevin O'Connell	QB
6	Chris Hanson	P
7	Matt Gutierrez	QB
10	Jabar Gaffney	WR
15	Kelley Washington	WR
16	Matt Cassel	QB
18	Matthew Slater	WR
21	Deltha O'Neal	CB
22	Terrence Wheatley	CB
23	Jason Webster	CB
24	Jonathan Wilhite	CB
27	Ellis Hobbs III	CB
28	Antwain Spann	S
29	Lewis Sanders	CB
31	Brandon Meriweather	DB
32	LaMont Jordan	RB
33	Kevin Faulk	RB
34	Sammy Morris	RB
35	Mike Richardson	CB
36	James Sanders	S
41	Ray Ventrone	DB
42	BenJarvus Green-Ellis	RB
44	Heath Evans	RB
50	Mike Vrabel	LB
51	Jerod Mayo	LB
52	Eric Alexander	LB
53	Larry Izzo	LB
54	Tedy Bruschi	LB
58	Pierre Woods	LB
59	Gary Guyton	LB
61	Stephen Neal	G
64	Mark LeVoi	T
65	Wesley Britt	T
66	Lonie Paxton	LS
67	Dan Koppen	C
70	Logan Mankins	G
71	Russ Hochstein	G/C
72	Matt Light	T
74	Billy Yates	G
75	Vince Wilfork	NT
77	Nick Kaczur	T
81	Randy Moss	WR
83	Wes Welker	WR
84	Benjamin Watson	TE
86	David Thomas	TE
88	Sam Aiken	WR
90	Le Kevin Smith	DL
93	Richard Seymour	DL
94	Ty Warren	DL
96	Adalius Thomas	LB
97	Jarvis Green	DL
99	Mike Wright	DL

PRACTICE SQUAD

#	NAME	POS	HT	WT	BORN	YR	COLLEGE	H.S. HOMETOWN
62	Adams, Titus	DL	6-4	305	1/28/1983	1	Nebraska	Omaha, Neb.
60	Bender, Jacob	T	6-6	315	5/25/1985	2	Nicholls State	Mayo, Md.
63	Connolly, Dan	G/C	6-4	313	9/2/1982	3	Southeast Missouri St.	St. Louis, Mo.
46	DeVree, Tyson	TE	6-6	245	11/12/1984	R	Colorado	Hudsonville, Mich.
30	Dillard, Mark	S	5-11	210	12/5/1986	R	Louisiana Tech	Baton Rouge, La.
17	Price, Maurice	WR	6-1	197	9/11/1985	2	Charleston Southern	Olympia, Fla.
49	Redd, Vince	LB	6-6	260	9/1/1985	R	Liberty	Elizabethton, Tenn.
69	Wendell, Ryan	G	6-2	275	3/4/1986	R	Fresno State	Diamond Bar, Calif.

PRACTICE SQUAD

#	NAME	POS
17	Maurice Price	WR
30	Mark Dillard	S
46	Tyson DeVree	TE
49	Vince Redd	LB
60	Jacob Bender	T
62	Titus Adams	DL
63	Dan Connolly	G/C
69	Ryan Wendell	G

RESERVE/INJURED LIST

#	NAME	POS	HT	WT	BORN	YR	COLLEGE	H.S. HOMETOWN
12	Brady, Tom	QB	6-4	225	8/3/1977	9	Michigan	San Mateo, Calif.
98	Crable, Shawn	LB	6-5	243	12/26/1984	R	Michigan	Massillon, Ohio
37	Harrison, Rodney	S	6-1	220	12/15/1972	15	Western Illinois	Chicago, Ill.
39	Maroney, Laurence	RB	5-11	220	2/5/1985	3	Minnesota	St. Louis, Mo.
68	O'Callaghan, Ryan	T	6-7	330	7/19/1983	3	California	Redding, Calif.
91	Ruud, Bo	LB	6-3	235	9/2/1984	R	Nebraska	Lincoln, Neb.
95	Smith, Kenny	DL	6-4	303	9/8/1977	6	Alabama	Meridian, Miss.
75	Stokes, Barry	OL	6-4	310	12/20/1973	11	Eastern Michigan	Flint, Mich.
26	Williams, Tank	S	6-2	223	6/30/1980	7	Stanford	Bay St. Louis, Miss.

RESERVE/INJURED LIST

#	NAME	POS
12	Tom Brady	QB
26	Tank Williams	S
37	Rodney Harrison	S
39	Laurence Maroney	RB
68	Ryan O'Callaghan	T
75	Barry Stokes	OL
91	Bo Ruud	LB
95	Kenny Smith	DL
98	Shawn Crable	LB

HEAD COACH: BILL BELICHICK

ASSISTANTS: Dom Capers, Special Assistant/Secondary; Ivan Fears, Running Backs; Pepper Johnson, Defensive Line;

Pete Mangurian, Tight Ends; Josh McDaniels, Offensive Coordinator/QBs; Harold Nash, Assistant Strength and Conditioning;

Bill O'Brien, Wide Receivers; Matt Patricia, Linebackers; Dean Pees, Defensive Coordinator; Dante Scarnecchia, Assistant Head Coach/Offensive Line;

Brad Seely, Special Teams; Mike Woicik, Strength and Conditioning



2008 NUMERICAL ROSTER

November 17, 2008

#	NAME	POS	HT	WT	AGE	YR	COLLEGE	HOW ACQ.
3	Stephen Gostkowski	K	6-1	210	24	3	Memphis	D4b-06
5	Kevin O'Connell	QB	6-5	225	23	R	San Diego State	D3b-08
6	Chris Hanson	P	6-2	202	32	10	Marshall	FA-07
7	Matt Gutierrez	QB	6-4	230	24	2	Idaho State	FA-07
10	Jabar Gaffney	WR	6-1	200	27	7	Florida	FA-06
15	Kelley Washington	WR	6-3	215	29	6	Tennessee	UFA (CIN)-07
16	Matt Cassel	QB	6-4	230	26	4	Southern California	D7a-05
18	Matthew Slater	WR	6-0	198	23	R	UCLA	D5-08
21	Deltha O'Neal	CB	5-11	194	31	9	California	FA-08
22	Terrence Wheatley	CB	5-9	183	23	R	Colorado	D2-08
23	Jason Webster	CB	5-9	187	31	9	Texas A&M	UFA (BUF)-08
24	Jonathan Wilhite	CB	5-11	185	24	R	Auburn	D4-08
27	Ellis Hobbs III	CB	5-9	195	25	4	Iowa State	D3a-05
28	Antwain Spann	S	6-0	195	25	3	Louisiana-Lafayette	FA-06
29	Lewis Sanders	CB	6-1	210	30	9	Maryland	FA-08
31	Brandon Meriweather	DB	5-11	200	24	2	Miami (Fla.)	D1-07
32	LaMont Jordan	RB	5-10	230	30	8	Maryland	FA-08
33	Kevin Faulk	RB	5-8	202	32	10	Louisiana State	D2-99
34	Sammy Morris	RB	6-0	220	31	9	Texas Tech	UFA (MIA)-07
35	Mike Richardson	CB	5-11	190	24	2	Notre Dame	D6b-07
36	James Sanders	S	5-10	210	25	4	Fresno State	D4-05
41	Ray Ventrone	DB	5-10	200	26	3	Villanova	FA-07
42	BenJarvus Green-Ellis	RB	5-11	215	23	R	Mississippi	FA-08
44	Heath Evans	RB	6-0	250	29	8	Auburn	FA-05
50	Mike Vrabel	LB	6-4	261	33	12	Ohio State	UFA (PIT)-01
51	Jerod Mayo	LB	6-1	242	22	R	Tennessee	D1-08
52	Eric Alexander	LB	6-2	240	26	4	Louisiana State	FA-04
53	Larry Izzo	LB	5-10	228	34	13	Rice	UFA (MIA)-01
54	Tedy Bruschi	LB	6-1	247	35	13	Arizona	D3-96
58	Pierre Woods	LB	6-5	250	26	3	Michigan	FA-06
59	Gary Guyton	LB	6-3	242	23	R	Georgia Tech	FA-08
61	Stephen Neal	G	6-4	305	32	7	Cal State-Bakersfield	FA-01
64	Mark LeVoir	T	6-7	306	26	2	Notre Dame	CW (STL)-08
65	Wesley Britt	T	6-8	320	27	3	Alabama	FA-06
66	Lonie Paxton	LS	6-2	260	30	9	Sacramento State	FA-00
67	Dan Koppen	C	6-2	296	29	6	Boston College	D5-03
70	Logan Mankins	G	6-4	310	26	4	Fresno State	D1-05
71	Russ Hochstein	G/C	6-4	305	31	8	Nebraska	FA-02
72	Matt Light	T	6-4	305	30	8	Purdue	D2-01
74	Billy Yates	G	6-2	305	28	5	Texas A&M	FA-05
75	Vince Wilfork	NT	6-2	325	27	5	Miami (Fla.)	D1a-04
77	Nick Kaczur	T	6-4	315	29	4	Toledo	D3b-05
81	Randy Moss	WR	6-4	210	31	11	Marshall	TR (OAK)-07
83	Wes Welker	WR	5-9	185	27	5	Texas Tech	TR (MIA)-07
84	Benjamin Watson	TE	6-3	255	27	5	Georgia	D1b-04
86	David Thomas	TE	6-3	248	25	3	Texas	D3-06
88	Sam Aiken	WR	6-2	215	27	6	North Carolina	UFA (BUF)-08
90	Le Kevin Smith	DL	6-3	308	26	3	Nebraska	D6c-06
93	Richard Seymour	DL	6-6	310	29	8	Georgia	D1-01
94	Ty Warren	DL	6-5	300	27	6	Texas A&M	D1-03
96	Adalius Thomas	LB	6-2	270	31	9	Southern Mississippi	UFA (BAL)-07
97	Jarvis Green	DL	6-3	285	29	7	Louisiana State	D4b-02
99	Mike Wright	DL	6-4	295	26	4	Cincinnati	FA-05

PRACTICE SQUAD

#	NAME	POS	HT	WT	AGE	YR	COLLEGE	HOW ACQ.
17	Maurice Price	WR	6-1	197	23	2	Charleston Southern	FA-08
30	Mark Dillard	S	5-11	210	21	R	Louisiana Tech	FA-08
46	Tyson DeVree	TE	6-6	245	24	R	Colorado	FA-08
49	Vince Redd	LB	6-6	260	23	R	Liberty	FA-08
60	Jacob Bender	OL	6-6	315	23	2	Nicholls State	FA-08
63	Dan Connolly	C	6-4	313	26	3	Southeast Missouri St.	FA-08
62	Titus Adams	DL	6-4	305	25	1	Nebraska	FA-08
69	Ryan Wendell	G	6-2	275	22	R	Fresno State	FA-08

RESERVE/INJURED LIST

#	NAME	POS	HT	WT	AGE	YR	INJURY	IR DATE
12	Tom Brady	QB	6-4	225	31	9	Knee	Sept. 9
26	Tank Williams	S	6-2	223	28	7	Knee	Aug. 9
37	Rodney Harrison	S	6-1	220	35	15	Thigh	Oct. 22
39	Laurence Maroney	RB	5-11	220	23	3	Shoulder	Oct. 20
68	Ryan O'Callaghan	T	6-7	330	25	3	Shoulder	Aug. 26
75	Barry Stokes	OL	6-4	310	34	11	Back	Aug. 15
91	Bo Ruud	LB	6-3	235	24	R	Ankle	Aug. 30
95	Kenny Smith	DL	6-4	303	31	6	Arm	Aug. 30
98	Shawn Crable	LB	6-5	243	23	R	Shin	Nov. 5



2008 POSITIONAL ROSTER

November 17, 2008

DEFENSE (25)								
#	NAME	POS	HT	WT	BORN	YR	COLLEGE	H.S. HOMETOWN
DEFENSIVE LINE (6)								
97	Green, Jarvis	DL	6-3	285	1/12/1979	7	Louisiana State	Donaldsonville, La.
93	Seymour, Richard	DL	6-6	310	10/6/1979	8	Georgia	Gadsden, S.C.
90	Smith, Le Kevin	DL	6-3	308	7/21/1982	3	Nebraska	Macon, Ga.
94	Warren, Ty	DL	6-5	300	2/6/1981	6	Texas A&M	Bryan, Texas
75	Wilfork, Vince	NT	6-2	325	11/4/1981	5	Miami (Fla.)	Boynton Beach, Fla.
99	Wright, Mike	DL	6-4	295	3/1/1982	4	Cincinnati	Cincinnati, Ohio
LINEBACKER (8)								
52	Alexander, Eric	LB	6-2	240	2/8/1982	4	Louisiana State	Port Arthur, Texas
54	Bruschi, Teddy	LB	6-1	247	6/9/1973	13	Arizona	Roseville, Calif.
59	Guyton, Gary	LB	6-3	242	11/14/1985	R	Georgia Tech	Hinesville, Ga.
53	Izzo, Larry	LB	5-10	228	9/26/1974	13	Rice	Houston, Texas
51	Mayo, Jerod	LB	6-1	242	2/23/1986	R	Tennessee	Hampton, Va.
96	Thomas, Adalius	LB	6-2	270	8/18/1977	9	Southern Mississippi	Equality, Ala.
50	Vrabel, Mike	LB	6-4	261	8/14/1975	12	Ohio State	Akron, Ohio
58	Woods, Pierre	LB	6-5	250	1/6/1982	3	Michigan	Cleveland, Ohio
DEFENSIVE BACK (11)								
27	Hobbs, Ellis	CB	5-9	195	5/16/1983	4	Iowa State	DeSoto, Texas
31	Meriweather, Brandon	DB	5-11	200	1/14/1984	2	Miami (Fla.)	Apopka, Fla.
21	O'Neal, Deltha	CB	5-11	194	1/30/1977	9	California	Milpitas, Calif.
35	Richardson, Mike	CB	5-11	190	2/18/1984	2	Notre Dame	Warner Robins, Ga.
36	Sanders, James	S	5-10	210	11/11/1983	4	Fresno State	Porterville, Calif.
29	Sanders, Lewis	CB	6-1	210	6/22/1978	9	Maryland	Staten Island, N.Y.
28	Spann, Antwain	S	6-0	195	2/22/1983	3	Louisiana-Lafayette	Oceanside, Calif.
41	Ventrone, Ray	DB	5-10	200	10/21/1982	3	Villanova	Pittsburgh, Pa.
23	Webster, Jason	CB	5-9	187	9/8/1977	9	Texas A&M	Houston, Texas
22	Wheatley, Terrence	CB	5-9	183	5/5/1985	R	Colorado	Plano, Texas
24	Wilhite, Jonathan	CB	5-11	185	2/23/1984	R	Auburn	Monroe, La.
OFFENSE (25)								
#	NAME	POS	HT	WT	BORN	YR	COLLEGE	H.S. HOMETOWN
OFFENSIVE LINE (9)								
65	Britt, Wesley	T	6-8	320	11/21/1981	3	Alabama	Cullman, Ala.
61	Neal, Stephen	G	6-4	305	10/9/1976	7	Cal State-Bakersfield	San Diego, Calif.
71	Hochstein, Russ	G/C	6-4	305	10/7/1977	8	Nebraska	Hartington, Neb.
77	Kaczur, Nick	T	6-4	315	7/28/1979	4	Toledo	Brantford, Ontario
67	Koppen, Dan	C	6-2	296	9/12/1979	6	Boston College	Whitehall, Pa.
64	LeVoi, Mark	T	6-7	306	7/29/1982	2	Notre Dame	Eden Prairie, Minn.
72	Light, Matt	T	6-4	305	6/23/1978	8	Purdue	Greenville, Ohio
70	Mankins, Logan	G	6-4	310	3/10/1982	4	Fresno State	Catheys Valley, Calif.
74	Yates, Billy	G	6-2	305	4/15/1980	5	Texas A&M	Fort Worth, Texas
QUARTERBACK (3)								
16	Cassel, Matt	QB	6-4	230	5/17/1982	4	Southern California	Northridge, Calif.
7	Gutierrez, Matt	QB	6-4	230	6/9/1984	2	Idaho State	Concord, Calif.
5	O'Connell, Kevin	QB	6-5	225	5/25/1985	R	San Diego State	Carlsbad, Calif.
WIDE RECEIVER (6)								
88	Aiken, Sam	WR	6-2	215	12/14/1980	6	North Carolina	Kenansville, N.C.
10	Gaffney, Jabar	WR	6-1	200	12/1/1980	7	Florida	Jacksonville, Fla.
81	Moss, Randy	WR	6-4	210	2/13/1977	11	Marshall	Rand, W. Va.
18	Slater, Matthew	WR	6-0	198	9/9/1985	R	UCLA	Anaheim, Calif.
15	Washington, Kelley	WR	6-3	215	8/21/1979	6	Tennessee	Stephens City, Va.
83	Welker, Wes	WR	5-9	185	5/1/1981	5	Texas Tech	Oklahoma City, Okla.
RUNNING BACK (5)								
44	Evans, Heath	RB	6-0	250	12/30/1978	8	Auburn	West Palm Beach, Fla.
33	Faulk, Kevin	RB	5-8	202	6/5/1976	10	Louisiana State	Carencro, La.
42	Green-Ellis, BenJarvus	RB	5-11	215	7/2/1985	R	Mississippi	New Orleans, La.
32	Jordan, LaMont	RB	5-10	230	11/11/1978	8	Maryland	Suitland, Md.
34	Morris, Sammy	RB	6-0	220	3/23/1977	9	Texas Tech	San Antonio, Texas
TIGHT END (2)								
86	Thomas, David	TE	6-3	248	7/5/1983	3	Texas	Wolfforth, Texas
84	Watson, Benjamin	TE	6-3	255	12/18/1980	5	Georgia	Rock Hill, S.C.
SPECIALISTS (3)								
#	NAME	POS	HT	WT	BORN	YR	COLLEGE	H.S. HOMETOWN
SPECIALISTS (3)								
3	Gostkowski, Stephen	K	6-1	210	1/28/1984	3	Memphis	Madison, Miss.
6	Hanson, Chris	P	6-2	202	10/25/1976	10	Marshall	Sharpsburg, Ga.
66	Paxton, Lonie	LS	6-2	260	3/13/1978	9	Sacramento State	Corona, Calif.
RESERVE/INJURED (9)								
#	NAME	POS	HT	WT	BORN	YR	COLLEGE	H.S. HOMETOWN
RESERVE/INJURED (9)								
12	Brady, Tom	QB	6-4	225	8/3/1977	9	Michigan	San Mateo, Calif.
98	Crable, Shawn	LB	6-5	243	12/26/1984	R	Michigan	Massillon, Ohio
37	Harrison, Rodney	S	6-1	220	12/15/1972	15	Western Illinois	Chicago, Ill.
39	Maroney, Laurence	RB	5-11	220	2/5/1985	3	Minnesota	St. Louis, Mo.
68	O'Callaghan, Ryan	T	6-7	330	7/19/1983	3	California	Redding, Calif.
91	Ruud, Bo	LB	6-3	235	9/2/1984	R	Nebraska	Lincoln, Neb.
95	Smith, Kenny	DL	6-4	303	9/8/1977	6	Alabama	Meridian, Miss.
75	Stokes, Barry	OL	6-4	310	12/20/1973	11	Eastern Michigan	Flint, Mich.
26	Williams, Tank	S	6-2	223	6/30/1980	7	Stanford	Bay St. Louis, Miss.



HOW THE PATRIOTS WERE BUILT

UPDATED: November 17, 2008

<u>YEAR</u>	<u>DRAFTEES (24)</u>	<u>VETERAN FREE AGENTS (15)</u>	<u>WAIVERS (1) / TRADES (2)</u>	<u>ROOKIE AND FIRST-YEAR FREE AGENTS (11)</u>
1996	Tedy Bruschi (3)			
1997				
1998				
1999	Kevin Faulk (2)			
2000				Lonie Paxton (fa)
2001	Richard Seymour (1) Matt Light (2)	Larry Izzo (fa)(MIA) Mike Vrabel (3)(PIT)		Stephen Neal (fa)
2002	Jarvis Green (4b)			Russ Hochstein (5)(TB)
2003	Ty Warren (1) Dan Koppen (5)			
2004	Vince Wilfork (1a) Benjamin Watson (1b)	Billy Yates (fa)(MIA)		Eric Alexander (fa)
2005	Logan Mankins (1) Ellis Hobbs III (3a) Nick Kaczur (3b) James Sanders (4) Matt Cassel (7a)	Heath Evans (3)(MIA)		Wesley Britt (5)(SD)
2006	David Thomas (3) Stephen Gostkowski (4b) Le Kevin Smith (6c)	Jabar Gaffney (2)(PHI)		Antwain Spann (fa)(NYG) Pierre Woods (fa) Mike Wright (fa)
2007	Brandon Meriweather (1) Mike Richardson (6)	Chris Hanson (fa)(NO) Adalius Thomas (6)(BAL) Ray Ventrone (fa)(NYJ) Kelley Washington (3)(CIN) Sammy Morris (5)(MIA)	Randy Moss (1)(tr-OAK) Wes Welker (fa)(tr-MIA)	Matt Gutierrez (fa)
2008	Jerod Mayo (1) Terrence Wheatley (2) Kevin O'Connell (3b) Jonathan Wilhite (4) Matthew Slater (5)	Sam Aiken (4)(BUF) LaMont Jordan (2)(OAK) Deltha O'Neal (1)(CIN) Lewis Sanders (4)(ATL) Jason Webster (2)(BUF)	Mark LeVoir (fa)(cw-STL)	BenJarvus Green-Ellis (fa) Gary Guyton (fa) RESERVE/INJURED (9) Tom Brady (6b)(D6b-00) Shawn Crable (3a)(D3a-08) Rodney Harrison (5)(SD)(FA-03) Laurence Maroney (1)(D1-06) Ryan O'Callaghan (5)(D5-06) Bo Ruud (6)(D6-08) Kenny Smith (3)(TB)(FA-08) Barry Stokes (fa)(DET)(FA-08) Tank Williams (2)(MIN)(FA-08)

NOTE: Team in parenthesis is the player's last team prior to joining the Patriots
(#) – indicates round drafted
(fa) – indicates non-drafted free agents



UNOFFICIAL DEPTH CHART

Unofficial depth chart compiled by Patriots media relations, Nov. 17, 2008

OFFENSE

WR:	83 Wes Welker	88 Sam Aiken	<u>18 Matthew Slater</u>
LT:	72 Matt Light	65 Wesley Britt	
LG:	70 Logan Mankins		
C:	67 Dan Koppen	71 Russ Hochstein	
RG:	61 Stephen Neal	74 Billy Yates	
RT:	77 Nick Kaczur	64 Mark LeVoi	
TE:	84 Benjamin Watson	86 David Thomas	
WR:	81 Randy Moss	10 Jabar Gaffney	15 Kelley Washington
QB:	16 Matt Cassel	<u>5 Kevin O'Connell</u>	7 Matt Gutierrez
RB:	34 Sammy Morris	33 Kevin Faulk	32 LaMont Jordan <u>42 BenJarvus Green-Ellis</u>
FB:	44 Heath Evans		

DEFENSE

LE:	94 Ty Warren	90 Le Kevin Smith	
NT:	75 Vince Wilfork	99 Mike Wright	
RE:	93 Richard Seymour	97 Jarvis Green	
OLB:	50 Mike Vrabel	58 Pierre Woods	
ILB:	<u>51 Jerod Mayo</u>	52 Eric Alexander	
ILB:	54 Tedy Bruschi	<u>59 Gary Guyton</u>	53 Larry Izzo
OLB:	96 Adalius Thomas	58 Pierre Woods	
LCB:	21 Deltha O'Neal	<u>22 Terrence Wheatley</u>	29 Lewis Sanders
RCB:	27 Ellis Hobbs	23 Jason Webster	<u>24 Jonathan Wilhite</u> 35 Mike Richardson
SS:	31 Brandon Meriweather	28 Antwain Spann	
FS:	36 James Sanders	41 Ray Ventrone	

SPECIAL TEAMS

K:	3 Stephen Gostkowski	6 Chris Hanson
P:	6 Chris Hanson	3 Stephen Gostkowski
H:	6 Chris Hanson	16 Matt Cassel
PR:	33 Kevin Faulk	83 Wes Welker
KR:	27 Ellis Hobbs	<u>18 Matthew Slater</u>
LS:	66 Lonie Paxton	71 Russ Hochstein

PRONUNCIATION GUIDE

Tedy Bruschi	BREW-ski	Mark LeVoi	le-VORE
Matt Cassel	CASTLE	Jerod Mayo	je-ROD
Stephen Gostkowski	gust-OW-ski	Deltha O'Neal	DELL-thuh
Russ Hochstein	HOKE-stine	Le Kevin Smith	Lee-KEE-vin
Nick Kaczur	KÄ-zur	Adalius Thomas	ah-DAY-lus
Dan Koppen	COPE-en		



2008 TRANSACTIONS

UPDATED: November 17, 2008

For transactions prior to March 2008, please see p.226 of the Patriots' 2008 Media Guide

MARCH, 2008

3/3/2008	Aiken, Sam	Signed as Unrestricted Free Agent (BUF)
3/3/2008	Moss, Randy	Re-Signed
3/4/2008	Webster, Jason	Signed as Unrestricted Free Agent (BUF)
3/5/2008	Gaffney, Jabar	Re-Signed
3/6/2008	Sanders, Lewis	Signed as Veteran Free Agent
3/6/2008	Williams, Tank	Signed as Unrestricted Free Agent (MIN)
3/11/2008	Ventrone, Ray	Re-Signed
3/14/2008	Wright, Mike	Re-Signed
3/20/2008	Bryant, Fernando	Signed as Veteran Free Agent
3/25/2008	Britt, Wesley	Re-Signed
3/25/2008	Woods, Pierre	Re-Signed

APRIL, 2008

4/7/2008	Hobson, Victor	Signed as Unrestricted Free Agent (NYJ)
4/23/2008	Player, Scott	Signed as Veteran Free Agent
4/23/2008	Pollard, Marcus	Signed as Unrestricted Free Agent (SEA)
4/23/2008	Smith, Kenny	Signed as Veteran Free Agent
4/26/2008	Mayo, Jerod	Drafted
4/26/2008	Wheatley, Terrence	Drafted
4/26/2008	Cable, Shawn	Drafted
4/27/2008	O'Connell, Kevin	Drafted
4/27/2008	Wilhite, Jonathan	Drafted
4/27/2008	Slater, Matthew	Drafted
4/27/2008	Ruud, Bo	Drafted
4/29/2008	Mixon, Tim	Waived
4/29/2008	Slaughter, T.J.	Waived

MAY, 2008

5/2/2008	Coffman, Josh	Signed as Rookie Free Agent
5/2/2008	Dillard, Mark	Signed as Rookie Free Agent
5/2/2008	Feliciano, Carlos	Signed as Rookie Free Agent
5/2/2008	Green-Ellis, BenJarvus	Signed as Rookie Free Agent
5/2/2008	Guyton, Gary	Signed as Rookie Free Agent
5/2/2008	Norwell, Chris	Signed as Rookie Free Agent
5/2/2008	Redd, Vince	Signed as Rookie Free Agent
5/2/2008	Smith, Henry	Signed as Rookie Free Agent
5/2/2008	Stupar, Jonathan	Signed as Rookie Free Agent
5/2/2008	Tyler, Casey	Signed as Rookie Free Agent
5/2/2008	Wendell, Ryan	Signed as Rookie Free Agent
5/5/2008	Fifita, Steve	Signed as Veteran Free Agent
5/5/2008	DeVree, Tyson	Signed as Rookie Free Agent
5/5/2008	Dragosavich, Mike	Signed as Rookie Free Agent
5/5/2008	Coffman, Josh	Waived
5/5/2008	Feliciano, Carlos	Waived
5/13/2008	Ortiz, Robert	Signed as First-Year Free Agent

JUNE, 2008

6/2/2008	Ross, Oliver	Signed as Veteran Free Agent
6/5/2008	Dragosavich, Mike	Waived
6/6/2008	Mruczkowski, Gene	Signed as Veteran Free Agent
6/11/2008	Alexander, Eric	Re-Signed
6/11/2008	DeVree, Tyson	Waived
6/11/2008	Smith, Henry	Waived
6/11/2008	Tyler, Casey	Waived
6/12/2008	Player, Scott	Released
6/14/2008	Slater, Matthew	Signed/Draft Choice

JULY, 2008

7/1/2008	Andrews, Willie	Released
7/1/2008	Ruud, Bo	Signed/Draft Choice
7/17/2008	Wilhite, Jonathan	Signed/Draft Choice
7/21/2008	Cable, Shawn	Signed/Draft Choice
7/21/2008	O'Connell, Kevin	Signed/Draft Choice
7/21/2008	Clement, Anthony	Signed as Veteran Free Agent
7/21/2008	Dunlap, Chris	Signed as First-Year Free Agent
7/22/2008	Bauta, Lavdrim	Signed as Rookie Free Agent
7/22/2008	Wheatley, Terrence	Signed/Draft Choice
7/24/2008	Mayo, Jerod	Signed/Draft Choice
7/24/2008	Adams, Titus	Signed as First-Year Free Agent
7/24/2008	Bauta, Lavdrim	Released
7/26/2008	Jordan, LaMont	Signed as Veteran Free Agent
7/26/2008	Bauta, Lavdrim	Re-Signed
7/26/2008	Mruczkowski, Gene	Retired
7/26/2008	Ortiz, Robert	Released
7/27/2008	Bauta, Lavdrim	Released
7/27/2008	McMahon, Pete	Signed as First-Year Free Agent

AUGUST, 2008

8/2/2008	Stokes, Barry	Signed as Veteran Free Agent
8/2/2008	Clement, Anthony	Placed on Reserve/Injured (Knee)
8/4/2008	Welbourn, John	Signed as Veteran Free Agent
8/4/2008	Norwell, Chris	Released
8/9/2008	Shoate, Jeff	Signed as Veteran Free Agent
8/9/2008	Williams, Tank	Placed on Reserve/Injured (Knee)
8/13/2008	Jimoh, Ade	Signed as Veteran Free Agent
8/13/2008	McMahon, Pete	Released

AUGUST, 2008 (CONT.)

8/14/2008	Sene, Stephen	Signed as First-Year Free Agent
8/14/2008	Dunlap, Chris	Released
8/15/2008	Lynch, John	Signed as Veteran Free Agent
8/15/2008	Stokes, Barry	Placed on Reserve/Injured (Back)
8/19/2008	DeVree, Tyson	Signed as Rookie Free Agent
8/19/2008	Pollard, Marcus	Released
8/21/2008	Flynn, Mike	Signed
8/21/2008	Jimoh, Ade	Released
8/26/2008	Neal, Stephen	Placed on Reserve/PUP (Shoulder)
8/26/2008	O'Callaghan, Ryan	Placed on Reserve/Injured (Shoulder)
8/26/2008	Eckel, Kyle	Released
8/26/2008	Webster, Jason	Released
8/26/2008	Wendell, Ryan	Released
8/29/2008	Fifita, Steve	Released
8/29/2008	Martin, Jimmy	Released
8/29/2008	Shoate, Jeff	Released
8/29/2008	Stupar, Jonathan	Released
8/30/2008	Ross, Oliver	Placed on Reserve/NFI (Shoulder)
8/30/2008	Ruud, Bo	Placed on Reserve/Injured (Ankle)
8/30/2008	Smith, Kenny	Placed on Reserve/Injured (Arm)
8/30/2008	Adams, Titus	Released
8/30/2008	Bryant, Fernando	Released
8/30/2008	DeVree, Tyson	Released
8/30/2008	Dillard, Mark	Released
8/30/2008	Flynn, Mike	Released
8/30/2008	Green-Ellis, BenJarvus	Released
8/30/2008	Gutierrez, Matt	Released
8/30/2008	Hobson, Victor	Released
8/30/2008	Redd, Vince	Released
8/30/2008	Richardson, Mike	Released
8/30/2008	Sene, Stephen	Released
8/30/2008	Spann, Antwain	Released
8/30/2008	Thomas, Santonio	Released
8/30/2008	Welbourn, John	Released
8/31/2008	Adams, Titus	Signed to Practice Squad
8/31/2008	Dillard, Mark	Signed to Practice Squad
8/31/2008	Green-Ellis, BenJarvus	Signed to Practice Squad
8/31/2008	Redd, Vince	Signed to Practice Squad
8/31/2008	Richardson, Mike	Signed to Practice Squad
8/31/2008	Spann, Antwain	Signed to Practice Squad
8/31/2008	Jackson, Chad	Released
8/31/2008	Lynch, John	Released

SEPTEMBER, 2008

9/1/2008	O'Neal, Deltha	Signed as Veteran Free Agent
9/1/2008	LeVoi, Mark	Claimed off Waivers (STL)
9/1/2008	Pociask, Jason	Claimed off Waivers (NYJ)
9/1/2008	Spach, Stephen	Released
9/1/2008	Bender, Jacob	Signed to Practice Squad
9/1/2008	DeVree, Tyson	Signed to Practice Squad
9/4/2008	Spach, Stephen	Re-Signed
9/4/2008	Pociask, Jason	Released
9/4/2008	Hodges, Reggie	Signed to Practice Squad
9/4/2008	DeVree, Tyson	Released from Practice Squad
9/7/2008	Hodges, Reggie	Released from Practice Squad
9/9/2008	Brady, Tom	Placed on Reserve/Injured (Knee)
9/10/2008	Gutierrez, Matt	Signed to Practice Squad
9/10/2008	Malone, Tom	Signed to Practice Squad
9/10/2008	Dillard, Mark	Released from Practice Squad
9/13/2008	Gutierrez, Matt	Signed to Active Roster
9/13/2008	Jones, C.J.	Released
9/15/2008	Eckel, Kyle	Signed
9/15/2008	Spach, Stephen	Released
9/15/2008	Dillard, Mark	Signed to Practice Squad
9/15/2008	Malone, Tom	Released from Practice Squad
9/16/2008	DeVree, Tyson	Signed to Practice Squad
9/22/2008	Eckel, Kyle	Released
9/24/2008	Price, Maurice	Signed
9/24/2008	Wendell, Ryan	Signed to Practice Squad
9/24/2008	Dillard, Mark	Released from Practice Squad

OCTOBER, 2008

10/11/2008	Green-Ellis, BenJarvus	Signed to Active Roster
10/11/2008	Price, Maurice	Released
10/15/2008	Price, Maurice	Signed to Practice Squad
10/20/2008	Neal, Stephen	Activated from Reserve/PUP
10/20/2008	Richardson, Mike	Signed to Active Roster
10/20/2008	Maroney, Laurence	Placed on Reserve/Injured (Shoulder)
10/20/2008	Connolly, Dan	Released
10/22/2008	Spann, Antwain	Signed to Active Roster
10/22/2008	Harrison, Rodney	Placed on Reserve/Injured (Thigh)
10/22/2008	Connolly, Dan	Signed to Practice Squad
10/22/2008	Dillard, Mark	Signed to Practice Squad
10/28/2008	Ross, Oliver	Released

NOVEMBER, 2008

11/5/2008	Webster, Jason	Signed as Veteran Free Agent
11/5/2008	Cable, Shawn	Placed on Reserve/Injured (Shin)



GAME NOTES: GAMES 1 & 2

GAME 1: PATRIOTS 17, CHIEFS 10

September 7, 2008 ★ Gillette Stadium (Att: 68,756)

	1	2	3	4	Final
Kansas City Chiefs	0	3	0	7	— 10
New England Patriots	0	7	7	3	— 17

The Patriots won their 20th consecutive regular-season game, a 17-10 victory over Kansas City to open the 2008 season. Randy Moss had six catches for 116 yards and a touchdown, while the Patriots totaled 126 rushing yards on 28 carries (4.5 avg.) and quarterback Matt Cassel completed 13-of-18 passes (72.2 percent) and threw for a touchdown in relief of an injured Tom Brady, who sustained a knee injury in the first quarter.

RED ZONE STOP IN FINAL MINUTE

The Patriots defense clinched the 17-10 win by keeping Kansas City out of the end zone after the Chiefs had gained a first-and-goal from the 5-yard line with 53 seconds left in the game. The Patriots did not allow the Chiefs to even gain a yard. The Patriots forced an incompleteness on first down, Richard Seymour and Mike Vrabel combined to stop Larry Johnson for no gain on second down, and then New England forced two straight Kansas City incompleteness on third and fourth downs.

CASSEL LEADS 98-YARD DRIVE

In his first drive at quarterback in the first quarter, Matt Cassel directed a 10-play, 98-yard drive that ended in a 10-yard scoring strike to Randy Moss and a 7-0 Patriots lead. The drive was the longest for the Patriots since Sept. 23, 2007, when they also embarked on a 10-play, 98-yard drive against Buffalo at Gillette Stadium.

MOSS BREAKS 100-YARD MARK IN 1ST QUARTER

Randy Moss had 101 yards on four receptions in the first quarter, marking the third time in his career that he has broken the 100-yard receiving mark in the first quarter. The last time he achieved the feat was on Oct. 3, 1999, while playing for Minnesota in a game against Tampa Bay. Last season, Moss had 100 or more receiving yards in a quarter on one occasion—in the second quarter at Miami on Oct. 21, 2007, when he had 104 yards on three receptions.

HOBBS INTERCEPTION

Ellis Hobbs intercepted a Damon Huard pass at the Kansas City 41-yard line with 7:21 remaining in the game and the Patriots holding a 14-10 lead. Hobbs pounced on the pass intended for Dwayne Bowe and returned the ball to the 38-yard line. The interception was the seventh of Hobbs's regular-season career. He also has two career postseason interceptions. Including his interception against Kansas City, Hobbs had four interceptions in a five-game span—he had one in the 2007 regular season finale and added two in three playoff games last season.

MORRIS SCORES

Sammy Morris gave the Patriots a 14-3 lead on a 5-yard scoring run with 3:01 left in the third quarter. The touchdown was the 19th of Morris's career (18 rushing, one receiving). Last season, Morris played in six games with two starts and totaled 384 yards on 85 rushes (4.5 avg.) before being placed on injured reserve with a chest injury on Nov. 2, 2007.

CASSEL-TO-MOSS

Matt Cassel's 51-yard completion to Randy Moss on the final play of the first quarter was the longest completion of his career at the time, topping his 36-yard completion to Andre Davis in the 2005 regular-season finale against Miami on Jan. 1, 2006.

GAME 2: PATRIOTS 19, JETS 10

September 14, 2008 ★ Giants Stadium (Att: 78,554)

	1	2	3	4	Final
New England Patriots	3	3	10	3	— 19
New York Jets	0	3	0	7	— 10

The Patriots began the season with a 2-0 record for the third straight season and won their 21st consecutive regular-season game, a 19-10 road divisional victory over the New York Jets. Matt Cassel, in his first career start at quarterback, completed nearly 70 percent of his passes, while Stephen Gostkowski hit all four of his field goal attempts to help the Patriots to victory. New England's defense allowed just 10 points for the second straight week, and a key interception by Brandon Meriweather in the third quarter set up a New England touchdown that gave the Patriots a solid lead.

CASSEL WINS FIRST CAREER START

Matt Cassel made his first career start at quarterback and completed 16-of-23 passes (69.6 percent) for 165 yards and a passer rating of 89.9 in helping the Patriots to a 19-10 divisional win on the road. New England started the season with a 2-0 record for the third straight year and for the fifth time in the nine seasons since Bill Belichick became head coach in 2000.

DEFENSE: 20 POINTS THROUGH TWO GAMES

The Patriots allowed the Jets to score 10 points and allowed a total of just 20 points through two games (Kansas City also scored 10 points in a 17-10 Patriots win on Sept. 7). The 20 points allowed through the season's first two games is the lowest total by a Patriots team since Bill Belichick became head coach in 2000. The last time the Patriots allowed a total of 20 points or fewer in the season's first two games was in 1997, when New England allowed a total of 13 points, beginning the season with a 41-7 win over San Diego at Foxboro Stadium and following that up with a 31-6 win at Indianapolis.

GOSTKOWSKI TIES CAREER HIGH

Stephen Gostkowski nailed all four of his field goals – from 21, 37, 28 and 27 yards – improving to a perfect 5-for-5 on the season. He tied his career high for field goals in a game, matching his 4-for-4 performance against Houston as a rookie on Dec. 17, 2006.

MERIWEATHER'S FIRST CAREER INTERCEPTION SETS UP TOUCHDOWN

Brandon Meriweather recorded his first career interception, picking off a Brett Favre pass at the Jets' 44-yard line in the third quarter and returning it 13 yards to give the Patriots possession at the New York 31-yard line. The play set up a 6-play, 31-yard drive that ended in a 1-yard scoring plunge by Sammy Morris that gave the Patriots a 13-3 lead. Meriweather was selected by the Patriots in the first round (24th overall) of the 2007 NFL Draft out of Miami.

SERIES STREAKS

- With their win over the Jets, the Patriots took the lead in the all-time series against New York, 49-48-1 (including a 2-0 playoff record). The last time the Patriots were above .500 in their all-time series with New York was in entering the 1967 season, when they led 7-6-1.
- The Patriots defeated the Jets for the eighth consecutive time on the road. The streak dates back to a 17-16 win at Giants Stadium on Dec. 2, 2001.
- The Patriots have now held the Jets to 17 points or fewer in 10 of their last 11 meetings.



GAME NOTES: GAMES 3 & 4

WEEK 3: DOLPHINS 38, PATRIOTS 13

September 21, 2008 ★ Gillette Stadium (Att: 68,756)

	1	2	3	4	Final
Miami Dolphins	7	14	7	10	— 38
New England Patriots	0	6	7	0	— 13

The Patriots fell to 2-1 on the season, dropping a 38-13 decision to the Miami Dolphins at Gillette Stadium. New England's 21-game regular-season winning streak was broken as the Patriots lost in regular season play for the first time since Dec. 10, 2006, when they fell 21-0 at Miami. The Patriots lost at home for the first time since Nov. 12, 2006, snapping a streak of 15 straight home victories in the regular season and playoffs.

2008 PATRIOTS HALL OF FAME INDUCTION WEEKEND

The Patriots concluded the inaugural Patriots Hall of Fame Induction Weekend with a halftime ceremony at the Dolphins game. Patriots Hall of Famers honored on the field at halftime included: **Nick Buoniconti, Gino Cappelletti, Ben Coates, Steve Grogan, John Hannah, Mike Haynes, Stanley Morgan, Steve Nelson, Babe Parilli and Andre Tippett**. The late **Bob Dee** was represented by his son, Bob Dee, Jr., and the late **Jim Lee Hunt** was represented by his wife, Rosa Hunt. The weekend's events included a ribbon-cutting ceremony on Thursday Sept. 18 for **The Hall at Patriot Place Presented by Raytheon**, and a re-induction of all Patriots Hall of Famers and the enshrinement of 2008 Patriots Hall of Fame inductee Ben Coates on Saturday, Sept. 20.

HOBBS SETS PATRIOTS RECORD FOR MOST KICKOFF RETURN YARDAGE IN A GAME

Ellis Hobbs totaled 237 yards on six kickoff returns, setting a Patriots record for most kickoff return yardage in a game. Hobbs topped the previous Patriots record of 220 kickoff return yards, set by Kevin Faulk against the New York Jets on Dec. 22, 2002. Hobbs had long kickoff returns of 81 yards and 50 yards en route to his record against the Dolphins. His 82-yard return in the third quarter set up Matt Cassel's 5-yard touchdown pass to Jabar Gaffney. Playing in his 50th career game, Hobbs returned the opening kickoff of the game 50 yards to the Miami 49-yard line. In his 50-game career, Hobbs has now recorded six kickoff returns of 50 yards or longer and nine kickoff returns of 40 yards or longer.

GAFFNEY SCORES

Jabar Gaffney snared a 5-yard touchdown pass from Matt Cassel on fourth-and-three with 3:20 remaining in the third quarter to cut the Miami lead to 28-13. The touchdown catch was Gaffney's first of the season and the 14th of his career. Last season, Gaffney set a career high with five touchdown receptions.

QUICK HITS

- 2008 Patriots Hall of Fame Inductee Ben Coates served as an honorary captain at the coin toss.
- The Dolphins game was the 153rd straight home sellout for the Patriots. The streak is now in its 15th season and includes every Patriots preseason, regular-season and playoff game since the 1994 regular-season opener.
- Patriots tackle Matt Light played in his 100th career game. Light, a 2008 offensive captain, was drafted by the Patriots in the second round (48th overall) of the 2001 NFL Draft.
- Sam Aiken made his Patriots debut after missing the first two games of the season. Aiken, signed as a free agent from the Buffalo Bills in the offseason, caught his first pass in a New England uniform in the second quarter, a 9-yard catch on third-and-two.

GAME 4: PATRIOTS 30, 49ERS 21

October 5, 2008 ★ Candlestick Park (Att: 67,650)

	1	2	3	4	Final
New England Patriots	7	10	7	6	— 30
San Francisco 49ers	14	0	0	7	— 21

... The Patriots improved to 3-1 on the season with a 30-21 win on the road against San Francisco. Matt Cassel set career highs in passing yards and completions, while Randy Moss totaled 111 receiving yards, including a 66-yard touchdown grab. Stephen Gostkowski was a perfect three-for-three on field goals, including a crucial 49-yarder that gave the Patriots a two-score advantage in the fourth quarter. The Patriots defense came up with three interceptions to help halt the San Francisco momentum, while Kevin Faulk set a career high with two rushing touchdowns.

CAREER HIGHS FOR CASSEL

Quarterback Matt Cassel set single-game career highs with 259 yards, 22 completions and 32 attempts. Prior to the game against the 49ers, his previous single-game highs were 168 yards (vs. Miami on Jan. 1, 2006), 19 completions (vs. Miami on Sept. 21, 2008) and 31 attempts (vs. Miami on Sept. 21, 2008).

FAULK'S GOAL LINE SCORES

Kevin Faulk scored on a two-yard run to give the Patriots a 17-14 lead with six seconds remaining in the first half and a two-yard run on fourth and goal to give the Patriots a 24-14 lead in the third quarter. It was the first time Faulk has scored two rushing touchdowns in a game and just the third time he has scored two total touchdowns in a game (vs. Houston, 12/17/06 and at Chicago, 11/10/02). The touchdowns were Faulk's first two of the season. Faulk's first touchdown was his first rushing score since Dec. 17, 2006, when he had an 11-yard scoring run against the Houston Texans.

MOSS GOES FOR 111

Randy Moss had five receptions for 111 yards, recording his second 100-yard receiving game of the season and the 57th 100-yard receiving game of his career. Moss's 57 career 100-yard receiving games rank third in NFL history, trailing only Jerry Rice (76) and Marvin Harrison (59). In 2007, Moss had nine 100-yard receiving games. Moss had four catches for 111 yards in the first half against San Francisco.

CASSEL BOMB TO MOSS

On third and eight from the 49ers' 34-yard line in the first quarter, Matt Cassel rolled to his right and hit Randy Moss, who had split the defense down the middle, on a 66-yard touchdown, tying the score at seven. The catch was Moss's longest reception as a Patriot and his longest reception since Oct. 2, 2005, when he snared a 79-yard catch while playing for Oakland against the Dallas Cowboys. The touchdown toss was the longest of Matt Cassel's career, the longest play of the year for the Patriots and the longest since Donté Stallworth's 69-yard touchdown reception against Dallas on Oct. 4, 2007. The touchdown was Moss's 126th career scoring reception and his 25th touchdown grab since joining the Patriots via trade prior to the 2007 season. Last season, Moss had touchdown receptions of 65 yards (at N.Y. Giants, 12/29/07) and 63 yards (vs. Pittsburgh, 12/9/07).

FIRST WIN IN SAN FRANCISCO

The Patriots' 30-21 victory over the 49ers was New England's first win in San Francisco. The Patriots had lost in each of their four previous road matchups with the 49ers. The Washington Redskins are now the only NFL team the Patriots have never beaten on the road.



GAME NOTES: GAMES 5 & 6

GAME 5: CHARGERS 30, PATRIOTS 10

October 12, 2008 ★ Qualcomm Stadium (Att: 68,704)

	1	2	3	4	Final
New England Patriots	0	3	0	7	— 10
San Diego Chargers	10	7	10	3	— 30

The Patriots saw their 12-game road winning streak snapped in a 30-10 loss to San Diego at Qualcomm Stadium. The Chargers took a 10-0 lead in the first quarter and held off New England's second-half comeback try to snap the Patriots' 11-game winning streak in the month of October. The Patriots seemed poised to cut the deficit to 17-10 after getting the opening kickoff of the second half and gaining a first-and-goal on the San Diego 1-yard line. But the Chargers came up with a goal-line stand to maintain a 17-3 lead and promptly drove the length of the field to extend their advantage to 24-3. Two San Diego field goals extended the lead to 30-3 before a New England touchdown with 5:18 left in the game made the final score 30-10.

ROAD STREAK ENDS

The loss to San Diego ended the Patriots' streak of 12 consecutive regular season road victories, dating back to a Dec. 24, 2006 win against the Jaguars in Jacksonville. The Patriots' 12-game road winning streak is the second-longest road winning streak in NFL history (San Francisco, 18, 1988-90). Three teams have won 11 straight road games (San Diego 1960-61, San Francisco 1987-88, Pittsburgh 2004-05).

WELKER CONSISTENT

Wes Welker had nine catches against San Diego, marking the fifth straight game to open the season that Welker has had six or more catches. Welker has 36 receptions in 2008 and is averaging 7.2 catches per game this season after averaging seven catches per game in 2007, his first season with the Patriots. Welker's 112 catches in 2007 tied for the league lead and set an NFL record for most receptions by a player in his first season with a new team.

FUMBLE RECOVERY

Ty Warren recovered a fumble by Jacob Hester in the fourth quarter, marking the Patriots' first defensive fumble recovery of the season. The fumble recovery was the sixth of Warren's career, and set up an 8-play, 46-yard drive that ended in a 1-yard touchdown run by Sammy Morris.

MORRIS TOUCHDOWN

Sammy Morris scored on a 1-yard touchdown run in the fourth quarter to make the score 30-10. The touchdown was Morris's third rushing score of the season and was the 20th rushing touchdown of his 9-year NFL career. He also has one career receiving touchdown. Morris's three total touchdowns lead the team through five games and equal his total of three touchdowns in 2007.

MORRIS CATCH

Sammy Morris gained 28 yards on a pass play in the third quarter, tying the second longest reception of his career. The catch trails only his 44-yard reception on Oct. 22, 2006 while he was with the Miami Dolphins. Morris's other 28-yard reception also came that year during the Dolphins' Dec. 10 game against the Patriots. Morris's 28-yard catch against the Chargers set the Patriots up in a first-and-goal from the 1-yard line.

QUICK HITS

- The Patriots lost a game in October for the first time since 2005, snapping a streak of 11 straight October wins. Prior to falling in San Diego, the Patriots' last loss in October came on Oct. 16, 2005, a 28-20 loss at Denver.

GAME 6: PATRIOTS 41, BRONCOS 7

October 20, 2008 ★ Gillette Stadium (Att: 68,756)

	1	2	3	4	Final
Denver Broncos	0	0	0	7	— 7
New England Patriots	6	14	14	7	— 41

The New England Patriots improved to 4-2 on the season with a 41-7 win over Denver at Gillette Stadium. The Patriots tied their largest Monday Night Football victory and improved to 15-1 since 2003 following a loss. New England's defense forced five turnovers and the Patriots offense converted those takeaways into a total of 20 points. The New England rushing attack totaled 257 yards – its highest total in 15 years – and Matt Cassel set a career high with three touchdown passes, two to Randy Moss.

PATRIOTS RUSHING TOTAL TIES MOST IN A SINGLE GAME SINCE 1985

As a team, the Patriots ran for 257 yards on 38 carries (6.8 avg.), tying the team's highest single-game rushing total since Dec. 22, 1985, when the Patriots posted 281 yards on 46 carries (6.1 avg.) against the Cincinnati Bengals. New England rushing total against Denver matched their Dec. 26, 1993 total of 257 yards (on 58 carries) against Indianapolis as the highest since that 1985 game. Against Denver, Sammy Morris led the way with a career-high 138 rushing yards, while rookie BenJarvus Green-Ellis added 65 yards on 13 carries, Kevin Faulk picked up 50 yards on four carries, Heath Evans had three yards on one carry and Matt Cassel has one yard on four carries, including three game-ending kneeldowns.

CASSEL'S PASSER RATING RANKS IN FRANCHISE TOP 10

Matt Cassel posted a career-high passer rating of 136.3, completing 18-of-24 passes (75 percent) for 185 yards and three touchdowns. Cassel's 136.3 passer rating places among the Patriots' top 10 single-game passer ratings since the 1970 AFL-NFL merger, ranking 10th on that list, just ahead of Drew Bledsoe's 136.2 rating on Sept. 7, 1997 against Indianapolis. Cassel's three touchdowns against Denver also set a new career high, and his 75 percent completion rate was also a career best.

TURNING OVER POINTS

The Patriots forced five Denver turnovers and scored 20 points off of those turnovers. The five forced turnovers were the most for the Patriots since also forcing five in a 28-21 win over Detroit on Dec. 3, 2006. New England's 20 points off turnovers were its highest total since scoring 21 points off of four Cleveland turnovers in a 34-17 win on Oct. 7, 2007.

CAREER HIGH FOR MORRIS

Running back Sammy Morris had a career-high 138 rushing yards on 16 carries (8.6 avg.), topping his previous career best of 123 yards on 25 carries while playing for the Miami Dolphins against the Patriots on Dec. 10, 2006. Morris broke the 100-yard rushing mark early in the second quarter, totaling exactly 100 yards on his first nine rushes of the game.

CASSEL-TO-MOSS FOR TWO

Randy Moss caught two touchdown passes from Matt Cassel – a 13-yard strike in the second quarter and a 27-yard score on a catch-and-run play in the third quarter. Moss's second score gave the Patriots a 27-0 lead with 7:32 left in the third quarter. The two-touchdown performance marked Moss's first multiple-touchdown game of the season and his ninth since joining the Patriots via trade prior to the 2007 season. The two-touchdown game against Denver marked the 30th time in his career that Moss has caught two or more scoring passes in a game. Moss now has 128 career touchdown receptions, a total that ranks fourth all-time and is two behind Cris Carter's total of 130 scoring catches.



GAME NOTES: GAMES 7 & 8

GAME 7: PATRIOTS 23, RAMS 16

October 26, 2008 ★ Gillette Stadium (Att: 68,756)

	1	2	3	4	Final
St. Louis Rams	3	7	3	3	— 16
New England Patriots	7	6	0	10	— 23

The Patriots improved to 5-2 on the season with a fourth-quarter comeback against St. Louis leading to a 23-16 win. The Patriots trailed 16-13 with fewer than 10 minutes to go in the game, but a 41-yard field goal by Stephen Gostkowski tied the score with 8:22 remaining and a 15-yard scoring strike from Matt Cassel to Kevin Faulk provided the game-winning touchdown with 3:13 left. Cassel set a career high with 267 yards, while Randy Moss totaled 102 yards on seven catches. The Patriots defense had seven quarterback hits, including four sacks, and Deltha O'Neal's interception with just more than one minute left helped to seal the victory for the Patriots.

PATRIOTS TURN IN FRANCHISE'S FIRST PENALTY-FREE PERFORMANCE

The Patriots were not flagged for any accepted penalties against St. Louis, marking the first penalty-free game in the franchise's 731-game history. The Patriots have been called for just one penalty in a game on 13 occasions, most recently on Sept. 10, 2006 against Buffalo. New England's penalty-free performance was the first in the NFL this season and the first for an NFL team since Seattle was not flagged for any accepted infractions against Baltimore on Dec. 23, 2007. The Patriots' penalty-free game was the 50th such performance by an NFL team since the 1970 AFL-NFL merger.

FAULK'S GAME-WINNING TD CATCH

Kevin Faulk hauled in the game-winning touchdown catch, a 15-yard reception from Matt Cassel with 3:13 remaining in the game, breaking a 16-16 tie and providing the winning 23-16 margin. Faulk had four catches for 48 yards and a touchdown to go along with 13 rushes for 60 yards, good for 108 total yards from scrimmage on 17 total touches (6.4 avg.). Faulk's touchdown was his third of the season and his first via reception (the other two were scored rushing).

100-YARD GAME FOR MOSS

Randy Moss had 102 yards on seven rushes, marking his third 100-yard receiving game of the season, his 12th 100-yard receiving game as a Patriot and the 58th 100-yard receiving game of his career. Moss's 58 100-yard receiving games rank third in NFL history, trailing only Jerry Rice (76) and Marvin Harrison (59).

CASSEL LEADS FIRST CAREER FOURTH-QUARTER COMEBACK

Matt Cassel led his first career fourth-quarter comeback, helping to rally the Patriots to a 23-16 win after facing a 16-13 fourth-quarter deficit. After the Rams took the lead, 16-13, on a 25-yard field goal with 12:25 left, Cassel directed a 6-play, 28-yard drive that led the Patriots into field goal range as Stephen Gostkowski tied the score at 16 on a 41-yard boot. After a three-and-out by the New England defense, Cassel and the Patriots offense drove 53 yards on seven plays to take a 23-16 lead on a 15-yard scoring strike from Cassel to Kevin Faulk. A Deltha O'Neal interception ended the Rams' next drive, and by the time St. Louis got the ball back with five seconds left in the game, the New England defense only needed one stop to preserve the win.

FIRST-TIME VISITORS

The Rams made their first visit to Gillette Stadium, and the Patriots improved to 24-4 against first-time visitors to the venue. The Patriots have won 20 of their last 21 games against teams making their first visit. The only teams the Patriots have not played at Gillette Stadium are Arizona, Atlanta and Carolina.

GAME 8: COLTS 18, PATRIOTS 15

November 2, 2008 ★ Lucas Oil Stadium (Att: 66,508)

	1	2	3	4	Final
New England Patriots	0	6	6	3	— 15
Indianapolis Colts	7	0	8	3	— 18

The Patriots dropped a tight game on the road to the Indianapolis Colts, falling 18-15 after a game-winning 52-yard field goal by Indianapolis in the fourth quarter that broke a 15-15 tie. The Patriots came from behind to tie or take the lead twice in the game. After falling behind 7-0, the Patriots rallied to take a 12-7 lead in the third quarter. The Colts then regained the lead (15-12) with a touchdown, before New England tied the game at 15 early in the final quarter. Despite the loss, the Patriots outgained the Colts 342-301 and outrushed Indianapolis 140-47. Matt Cassel completed 73.5 percent of his passes (25-for-34) and the Patriots rushing attack, led by Kevin Faulk and BenJarvus Green-Ellis, averaged 4.4 yards per carry (140 yards on 32 rushes).

WELKER TIES RECORD FOR MOST GAMES WITH SIX OR MORE CATCHES TO OPEN SEASON

On a 10-yard reception in the fourth quarter – his sixth catch of the game – Wes Welker tied the NFL record for most games with six or more receptions to begin a season. Welker has had six or more receptions the Patriots' first eight games and ties the record established by Jacksonville's Jimmy Smith in 2001.

GREEN-ELLIS SCORES FOR THIRD STRAIGHT WEEK

Rookie running back BenJarvus Green-Ellis gave the Patriots a 12-7 lead on a 6-yard touchdown run in the third quarter. The scoring run was Green-Ellis's third of the season, the third of his career and his third in as many weeks, having also scored against Denver on Oct. 29 and against St. Louis on Oct. 26. Green-Ellis, who was originally signed by the Patriots in the offseason as an undrafted rookie free agent out of Mississippi, was signed to New England's active roster on Oct. 11. He has now scored a touchdown in three of his four professional games.

QUICK HITS

- Kelley Washington tackled Colts punt returner Marvin Harrison at the Indianapolis 9-yard line in the first quarter after just a 2-yard punt return, helping the Patriots to net 62 yards on a 64-yard Chris Hanson punt.
- Kevin Faulk completed a pass to Wes Welker for a 2-yard loss in the second quarter. The completion was the second of Faulk's career, and came on his fourth career passing attempt (and his first since 2003). Faulk's only career completion prior to the Colts game came on a 23-yard completion to Tom Brady in 2001.
- The Patriots outgained the Colts in total yardage, 342-301.
- Jerod Mayo, the NFL's defensive rookie of the month for October, led the Patriots with 11 tackles (8 solo).

FAULK BREAKS 3,000-YARD RECEIVING MARK

On an 11-yard reception in the second quarter, Kevin Faulk recorded his 3,000th receiving yard, becoming the 14th player in Patriots history to break the 3,000 receiving yard mark. Following his 11-yard catch against the Colts, Faulk had 3,003 career receiving yards – a total that ranks 14th in team history.

PENALTY-FREE STREAK BROKEN

The Patriots were called for a false start penalty in the third quarter, breaking a streak of seven penalty-free quarters. Prior to the third-quarter false start, the last time the Patriots were penalized was in the third quarter against Denver on Oct. 20. On Oct. 26 against St. Louis, the Patriots played the first penalty-free game in franchise history.



GAME NOTES: GAME 9

GAME9: PATRIOTS 20, BILLS 10

November 9, 2008 ★ Gillette Stadium (Att: 68,756)

	1	2	3	4	Final
Buffalo Bills	0	3	0	7	— 10
New England Patriots	7	3	3	7	— 20

The Patriots improved to 6-3 with a 20-10 victory over division rival Buffalo. New England outgained Buffalo 370-168 and controlled the ball for 37:40 en route to the win. Matt Cassel completed 23-of-34 passes (67.6 percent) for 234 yards, with 10 receptions going to Wes Welker, who totaled a season-high 107 receiving yards. BenJarvus Green-Ellis had 105 rushing yards and a touchdown to pace the Patriots' running game. On defense, Ellis Hobbs and Deltha O'Neal each had interceptions, while Richard Seymour and Ty Warren each had sacks as the Patriots allowed just 168 total net yards – the fewest in nearly two years, dating back to a 120-yard performance at Green Bay on Nov. 19, 2006.

WELKER SETS NFL RECORD

On a 12-yard reception in the third quarter – his sixth catch of the day – Wes Welker became the first player in NFL history to have six or more receptions in each of the first nine games of a season. Welker topped the previous league record of eight games, achieved by Jacksonville's Jimmy Smith in 2001. Dating back to last season (and including the playoffs), Welker has had six or more receptions in 13 straight games. The NFL record for most consecutive games with six or more receptions is 16, achieved by Marvin Harrison of the Colts from 2002-03.

WELKER SETS SEASON HIGH RECEIVING YARDS

Wes Welker ended the game with a season-high 107 yards. The game was his first 100-yard receiving game of the season and was the fifth of in his career. Welker's four previous 100-yard games all came last season with the Patriots. His career high of 149 receiving yards came against Philadelphia on Nov. 25, 2007. The game was Welker's fourth career contest with 10 or more receptions.

GREEN-ELLIS TOPS 100 RUSHING YARDS

Rookie running back BenJarvus Green-Ellis topped the 100-yard rushing mark, totaling 26 rushes for 105 yards and a touchdown. The touchdown was his fourth of the season and his fourth in as many weeks. Since being signed to the Patriots active roster on Oct. 11, Green-Ellis has scored touchdowns in four of five games, becoming the first Patriots rookie to score touchdowns in as many as four of his first five career games since running back Robert Edwards scored in each of his first six career games in 1998. The Patriots' franchise record for consecutive games with a rushing touchdown is held by Curtis Martin, who scored a rushing touchdown in seven straight games in 1996. The 100-yard game was the first of Green-Ellis's five-game NFL career.

PATRIOTS TIE MOST PLAYS IN A SINGLE DRIVE IN TEAM HISTORY

The Patriots tied the longest drive in team history (in terms of number of plays) when they embarked on a 19-play, 92-yard drive in the fourth quarter, chewing up 9:08 of clock time and protecting what was then a 13-3 lead. The drive ended in a 1-yard touchdown by BenJarvus Green-Ellis that made the score 20-3. The 19-play drive against Buffalo tied a 19-play drive against the New York Jets on Sept. 15, 2002 as the longest drive in team history in terms of number of plays.

FEATS, RECORDS AND MILESTONES

- The Patriots improved to 16-1 (.941) in games following a loss since the beginning of the 2003 season.
- The Patriots had a 100-yard rusher (BenJarvus Green-Ellis) and a 100-yard receiver (Wes Welker) in the same game for the first time since Oct. 7, 2007.

PATRIOTS BEAT BILLS FOR 10th STRAIGHT TIME

The Patriots beat the Bills for the 10th consecutive time, extending a streak that dates back to 2003. The last time the Bills beat the Patriots was on Sept. 7, 2003. New England's 10 straight wins over the Bills ties the longest current winning streak by one NFL team over another (San Diego has beaten Oakland 10 straight times and Pittsburgh has defeated Cleveland 10 straight times). The 10 straight wins over Buffalo ties the second longest streak over an opponent (they also beat San Diego 10 straight times from 1973-2001). The Patriots franchise record for most wins over a single opponent is 11, achieved against the Bills from 1983-87.

CASSEL SCORES SECOND CAREER TOUCHDOWN

Matt Cassel gave the Patriots a 7-0 lead on a 13-yard touchdown run in the first quarter to cap off a 7-play, 71-yard drive on the Patriots' first offensive possession of the game. The touchdown was the second of Cassel's career – he also scored on a 15-yard run against Washington on Oct. 28, 2007.

MOSS MOVES UP ALL-TIME LIST

Randy Moss moved up three spots on the NFL's all-time receptions list, taking sole possession of 17th place in league history after entering the day in the 20th spot. Moss's third catch of the day, a 6-yard grab in the first quarter, was the 815th reception of his career and moved him past Henry Ellard (814) and Keyshawn Johnson (814) and into a tie with Shannon Sharpe (815) for 17th place all-time. His fourth catch of the day, a 9-yard catch in the second quarter, was the 816th of his career and moved him past Sharpe into sole possession of 17th place all-time. Moss ended the day with five receptions, bringing his career total to 817. Steve Largent ranks 16th in league history with 819 career receptions.

HOBBS INTERCEPTION

Ellis Hobbs intercepted a Trent Edwards pass in the first quarter and returned it four yards to the Bills' 34-yard line, setting up a 32-yard field goal by Stephen Gostkowski that gave the Patriots a 10-0 lead. The interception was Hobbs's second of the season and was the eighth of his regular-season career. Hobbs also has two career playoff interceptions, bringing his overall total to 10.

O'NEAL INTERCEPTION

Deltha O'Neal intercepted a Trent Edwards pass in the third quarter and returned it two yards to the Patriots' 41-yard line. The interception was O'Neal's third of the season, tying him with Brandon Meriweather for the team lead. The interception was the 34th of O'Neal's nine-year NFL career. He had 15 interceptions with Denver from 2000-03 and had 16 picks with Cincinnati from 2004-07. O'Neal was signed by the Patriots as a free agent on Sept. 1, 2008.

SEYMOUR SACK

Richard Seymour sacked Trent Edwards for a six-yard loss on third down on Buffalo's first possession of the game, forcing a Bills punt on the next play. The sack was Seymour's fifth of the season (tying him with Adalius Thomas for the team lead) and raised his career sack total to 36.0, tying Garin Veris for 11th on the Patriots' all-time sacks list.

GOSTKOWSKI HITS TWO

Stephen Gostkowski was 2-for-3 on field goals, hitting a 32-yard field goal in the second quarter to give the Patriots a 10-0 lead and nailing a 29-yarder in the third quarter to give New England a 13-3 advantage. He also missed a 49-yard try in the second quarter.



COACH BELICHICK ON...

Coach Belichick on Sam Aiken, Nov. 9

He is very good on coverage. He is very physical. He is a strong kid for a receiver. He is very strong, powerful and a hard guy to match up with. If you get a guy as fast as him, he is probably not going to be as strong and if you get a guy as fast as him, he is probably not going to be as strong. So, he is a tough match up in the kicking game from a coverage standpoint and a blocking standpoint. Again he is a guy that can block a fast guy and he can block a bigger guy, like a linebacker, and there are not a lot of receivers that you can say that about.

Coach Belichick on Matt Cassel, Oct. 27

I think Matt is really progressing in all areas - his decision-making, his reads in coverages [and] his pocket presence. Not that we are cutting anything back but we are building offensively as any team would in the seventh week of the regular season relative to the first week of the season, relative to the 14th week of the season. You build things not just with your quarterback but with your entire offensive, or defensive, or special teams unit. You add plays, you add wrinkles, you do complimentary things and so that has been a part of it too. I think Matt's improved in a lot of areas in his game. As have a lot of other players as they have played more. His pocket presence, his decision making, reading the coverages, going to secondary receivers, reminding guys offensively about their splits or their depths - just part of the overall operation of offense is better than it was two months ago.

Coach Belichick on Heath Evans, Sept. 19

He's a just good all around player. He does a lot of things for us and does a lot of things well. He's a bigger guy that can hold up against bigger people in pass protection. As a run blocker, he runs the ball effectively as a power back. He plays in the kicking game on the coverage teams and also on the return teams. He's a smart guy with some versatility and he does a lot of different roles for us. He's been our third down back in the past when Kevin [Faulk] wasn't available. He's really done a lot of fullback, halfback and special teams. He's been a very versatile player for us. He's another dependable guy that works hard and he's a smart kid. He's got very good playing strength.

Coach Belichick on Kevin Faulk, Oct. 26

Kevin is a good football player and you are right he has made a lot of plays since I have been here and before. He has been a very dependable and consistent player. It seems like you can always count on Kevin no matter what phase of the game it is in. Whether it is returning kicks, blocking, pass protection, catching, running, two point plays [or] being on the goal line. He is a clutch player and he is a good player. He does a lot of things well and I think he is a guy that we all have a lot of confidence in around here - coaches, players, quarterbacks, the whole football team. He comes to work everyday. He is one of the best team players we have. He is all about our football team whatever he can do to help us win he'd do - mop the floors, he'd mop them. Like Troy Brown, you just can't say enough about a guy like Kevin Faulk.

Coach Belichick on Jabar Gaffney, Sept. 3

I think he is appreciated around here by the coaching staff, the offensive coaches, the players and the quarterback. He is a very versatile player. He does a lot of different things for us. I don't think there is any way for someone outside this organization to understand how versatile a player he is and how much he patches together, in one way or another, on different plays and formations. He is smart, versatile and a good receiver that has been effective in a lot of different situations - man, zone, red area, third down. He has a good skill set and is a very flexible player that helps our offense in many different ways - some subtle and some not so subtle. He is one of the bonding agents that holds things together.

Coach Belichick on Stephen Gostkowski, Oct. 6

Steve's been kicking the ball very well in all situations - kickoffs and all the field goal and extra point situations. Not only is he hitting them straight, but with good elevation, get-off time and good hang time on the kickoff. I think he's really done a good job in every opportunity he's had here in the past four games. He's been outstanding - he really has.

Coach Belichick on BenJarvus Green-Ellis, Oct. 29

I think he has gained everybody's confidence through his preseason play and his hard work. Anytime a guy doesn't get a lot of snaps then you put him in there and he does well on those few opportunities, you really respect that because of the 100 plays that could be called you pick out four or five and if he knows those with not too many repetitions than that gives you confidence that he is studying, that he is on top of it. I think Ben did that a lot in the preseason games where he didn't get a lot of plays in practice but whether it is blitz pickup or routes, or reads in the running game he showed that he could pick things up quickly and that led to his eventual promotion from the practice squad to the roster and opportunity to play and he has done that when he has been in the game. He still has a lot to learn, he is a young kid but he is tough and has done a good job in the opportunities that he's had and that is a real credit to him because he pays attention, he is up on all the little things and when something comes up most of the time he's pretty on top of it for the amount of reps he has had.

Coach Belichick on Gary Guyton, Nov. 4

He kind of has a little bit of everything but I don't know if he is the prototype in terms of size, speed and all of that for any of [the linebacker] positions. But he seems to do well enough to play elements of all of them. He was one of the fastest players at the combine at his position. His ability to run I think is evident and that shows up in the kicking game. We saw that early in the Baltimore game when he ran a return route out of bounds down there on the goal line for a long return. He has been on the field everyday. He just keeps getting better and working hard. He has some things going for him and the biggest thing is he is taking advantage of his play opportunity.

Coach Belichick on LaMont Jordan, Aug. 12

Every player has their own set of skills. I think LaMont has a good set. He is a powerful guy, has some quickness and catches the ball well. He has good speed, he is not a track guy, but he has competitive speed, good quickness and can get through the hole. He breaks tackles. He has some things going for him.

Coach Belichick on Jerod Mayo, Nov. 9

Jerod is a good football player. He has made a lot of plays, a lot of tackles for us. He is around the ball a lot but it has been like that all year, it really has even in preseason games and in training camp. He has a nose for the ball and he is quick, fast and plays strong. He is a strong tackler. He has been doing it pretty regularly. He is a hard working kid, I know he puts a lot into it and that's the kind of kid you are happy to see have success because I think he really deserves it - as hard as he works and as much as he puts into it.

Coach Belichick on Brandon Meriweather, Oct. 22

I think his awareness, his preparation, his overall decision making and recognition of what is going on and the quarterbacks and their tendencies, all of those things have improved significantly and he works hard at it. Brandon works hard at the preparation and I think that has paid off. Even though teams run the same patterns, who is running them and who is throwing them is different. So sometimes you want to play them differently. The plays he has made on the deep ball this season, he has been really productive back there.



COACH BELICHICK ON...

Coach Belichick on Deltha O'Neal, Oct. 8

Deltha's a smart guy. He's got a lot of experience. He's worked hard. He's picked up our system. I obviously wish that he would've been there through training camp to get all of the little things, but he's certainly worked hard to accelerate the learning and the communication, the adjustments, and all those kinds of things that we have to do defensively in the secondary. He's got a good work ethic. He's an experienced player. He understands concepts and he's an instinctive player. He's put it together pretty quickly. It's been really impressive really.

Coach Belichick on James Sanders, Oct. 22

James has come a long way as a player. He improved as a rookie but I think he dramatically improved after his second year after the Denver game [on Sept. 24, 2006] in his communication and his understanding of the passing game. I think when he came into the league he was a real good special teams player, real good physical player, real good tackler, real good in the running game. I think he has really developed in the passing game - coverages, techniques, understand coverages, how to organize the coverages in the secondary.

Coach Belichick on Lewis Sanders, Aug. 4

Lewis is working hard. He is another guy that has had a lot of different responsibilities for us in the kicking game, playing both corner and safety defensively. He's got good experience in a couple different systems so I don't think anything he is doing here is anything that new. It is just a question on some new terminology or adapting it to a different situation but he is an experienced guy and he keeps showing up. He shows up with a play or two everyday and he is a hard working guy.

Coach Belichick on Richard Seymour, Aug. 13

I think Richard has [tipped as many passes and disrupted the quarterback] as well as anybody. Year in and year out, he has tipped more balls than anybody around here and more than anyone I have coached. He is tall and has long arms. He is athletic, can jump and has a good sense of timing of when to try and get in the throwing lane, when to keep rushing the quarterback and attack the blocker. He is probably as good as you are going to get at that.

Coach Belichick on Adalius Thomas, Aug. 13

Adalius is a smart guy who works hard. He has played in multiple positions in our defense. Last year at this time he was playing inside, getting some reps outside, involved in different things in the sub defense, playing off and on the line, playing in coverage and playing as part of the pass rush. He has a lot of experience from doing different things. He has a lot of game situations under his belt. I think he has really become one of the leaders on defense, not that he wasn't last year but more so going into his second year. Going into his second year he knows more of what he is doing as opposed to feeling like 'I have to learn this and learn that.' I am not saying he doesn't have anything to learn; we all have more to learn. He is a lot further ahead then he was last year. He has been very positive in his work ethic and with helping some of the younger linebackers like Shawn [Crawley], Vince [Redd], Pierre [Woods] and those guys. He really stepped up and gave a lot of leadership and good work ethic to the entire unit. He has done well and we are glad to have him.

Coach Belichick on David Thomas, Aug. 19

The bad news for David [Thomas] was '07. The good news was he really got off to a good start in '08. Kind of getting off to a good start, he's been able to maintain that momentum and the start there in the spring has carried over in the training camp and the preseason ... David works hard. He works hard at everything. He's a very competitive kid. He's smart. He knows

how to use his strengths, leverage and position to his advantage. He competes hard. He has good playing strength and good quickness. He has done a good job with that.

Coach Belichick on Ray Ventrone, Sept. 15

No one has worked harder than Ray. He's just continued to improve the last couple years. He has good playing strength. He has good speed and he's a tough, fearless guy. He will throw his body in there, anywhere, in any situation. He has good concentration, like we saw in preseason, catching the ball - taking hits in traffic, hanging onto it and running with it after the catch. He's really been able to develop as an offensive and a defensive player, as well as, his role in the kicking game. That's kind of self-contained. But, on offense and defense he's been able to work into roles on those sides of the ball and actually take reps in both areas on a pretty consistent basis. He's kind of a unique player in his role, his niche and his versatility. You usually don't see a player have the kind of exceptional toughness and the kind of physical play that he does - that does all that. That's kind of a rare combination of forces coming together in his skill set

Coach Belichick on Mike Vrabel, Oct. 8

Mike's one of our most consistent, versatile players. We ask him to do a lot of things, defensively, and also goal-line stuff on offense, things like that. Mike's very smart. He's one of the best prepared, smartest players I've ever coached. He can do a lot of things in regular defense, sub defenses. He can rush the passer, play in coverage. He has a lot of different responsibilities. He kind of thrives when we're changing things up and he's doing different things and playing in different spots and we move him around. We ask him to do that a lot because he does a good job.

Coach Belichick on Wes Welker, Sept. 16

His quickness [and] his running style make him effective after the catch. He's strong for his size. He has good balance and he's a hard guy to wrap up and tackle. [He is] similar to but also different than Troy Brown, who was another smaller type of guy who was hard to tackle because he could make people miss and bounce off some tackles because of his size, lower body strength and balance. He's able to stay on his feet and gain some extra yards. So, it's a combination of quickness, running style and vision. I think Wes does a good job of finding where there is a soft spot on defense and getting what's there.

Coach Belichick on Terrence Wheatley and Jonathan Wilhite, Sept. 30

I think [Terrence] Wheatley and Jonathan Wilhite have both improved quite a bit. They worked hard, got a lot of snaps in training camp and in the preseason games, especially Wheatley. As we have gotten into the regular season we have cut down because of our scheme, we just game plan for one team. Instead of running everything against everything, we narrow it down to the calls we are going to make in this particular game plan. I think that helps young players and new players coming into your team because they don't have to worry about every defense against every formation and every adjustment. I think there has been some improvement with Wheatley and Wilhite.

Coach Belichick on Pierre Woods, July 27

Pierre [Woods] is one of our hardest workers and one of our most diligent players. He works hard at his job and tries to do everything right, just the way you want it.

NEW ENGLAND PATRIOTS 2008 STATS PACK
PATRIOTS REGULAR SEASON RECORD WHEN ...

	1994		1995		1996		1997		1998		1999		2000		2001		2002		2003		2004		2005		2006		2007		2008		Total		
	W	L	W	L	W	L	W	L	W	L	W	L	W	L	W	L	W	L	W	L	W	L	W	L	W	L	W	L	W	L	W	L	
Overall Record	10	6	6	10	11	5	10	6	9	7	8	8	5	11	11	5	9	7	14	2	14	2	10	6	12	4	16	0	6	4	151	83	
Home	5	3	3	5	6	2	6	2	6	2	5	3	3	5	6	2	5	3	8	0	8	0	5	3	5	3	8	0	4	2	83	35	
Away	5	3	3	5	5	3	4	4	3	5	3	5	2	6	5	3	4	4	6	2	6	2	5	3	7	1	8	0	2	2	68	48	
																															0	0	
By Month																															0	0	
August	0	0	0	0	0	0	1	0	0	0	0	0	0	0	0	0	0	0	0	0	0	0	0	0	0	0	0	0	0	0	1	0	
September	2	2	1	2	2	2	3	0	2	1	3	0	0	4	1	2	3	1	2	2	2	0	2	1	2	1	3	0	2	1	30	19	
October	1	3	1	4	3	1	1	3	2	2	3	2	2	2	2	0	3	4	0	4	1	2	2	4	0	5	0	3	1	37	26		
November	3	1	3	1	3	1	3	2	3	2	0	3	1	3	3	1	4	1	4	0	4	0	2	2	2	2	3	0	1	2	39	21	
December	4	0	1	3	3	1	2	1	2	2	1	3	2	2	4	0	2	2	4	0	3	1	4	0	4	1	5	0			41	16	
January	0	0	0	0	0	0	0	0	0	1	0	0	0	0	1	0	0	0	0	0	1	0	0	1	0	0	0				3	1	
																															0	0	
vs. AFC	6	6	6	6	9	3	9	3	7	5	7	5	7	8	4	6	6	11	1	10	2	7	5	8	4	12	0	4	4	113	63		
East	4	4	5	3	6	2	7	1	4	4	2	6	2	6	6	2	4	2	5	1	5	1	5	1	4	2	6	0	2	2	67	37	
Central	1	1	1	1	2	0	1	1	2	0	2	0	1	1	1	1															11	5	
West	1	1	0	2	1	1	1	1	1	1	1	2	0	1	1	1	1	3	1	0	1	0	1	3	0	1	1	0	2	1	15	16	
North																	1	0	1	0	3	1	1	0	1	0	4	0			11	1	
South																	0	1	4	0	1	0	0	1	3	1	1	0	0	1		9	4
																																0	0
vs. NFC	4	0	0	4	2	2	1	3	2	2	3	1	0	4	3	1	3	1	3	1	4	0	3	1	4	0	4	0	2	0	38	20	
East	0	0	0	0	2	2	0	0	0	0	3	1	0	0	0	0	0	0	3	1	0	0	0	0	0	0	4	0			12	4	
Central	4	0	0	0	0	0	1	3	0	0	0	0	0	4	0	0															5	7	
West	0	0	0	4	0	0	0	0	2	2	0	0	0	0	0	3	1	0	0	0	4	0	0	0	0	0	0	0	2	0	11	7	
North																	3	1	0	0	0	0	0	0	4	0	0				7	1	
South																	0	0	0	0	0	0	3	1	0	0	0	0			3	1	
																																0	0
Playing Conditions																																0	0
On Grass	6	5	4	7	8	3	8	4	6	4	7	5	4	9	8	5	6	7	12	1	11	2	7	6	5	4	1	0	1	1	94	63	
On Artificial Turf	4	1	2	3	3	2	2	2	3	3	1	3	1	2	3	0	3	0	2	1	3	0	3	0	7	0	15	0	5	3	57	20	
Outdoors	8	6	6	8	10	5	9	5	7	6	8	7	5	9	9	5	8	7	12	2	13	2	9	6	11	4	15	0	6	4	136	76	
Indoors	2	0	0	2	1	0	1	1	2	1	0	1	0	2	2	0	1	0	2	0	1	0	1	0	1	0	1	0			15	7	
																																0	0
Win Opening Coin Toss	7	2	3	6	8	4	5	2	3	2	6	5	4	4	5	2	6	5	5	0	7	1	4	4	7	3	7	0	6	0	83	40	
Lose Opening Coin Toss	3	4	3	4	3	1	5	4	6	5	2	3	1	7	6	3	3	2	9	2	7	1	6	2	5	1	9	0	0	4	68	43	
Win OT Coin Toss	1	0	0	0	1	0	1	0	0	0	0	1	0	1	0	0	2	0	0	0	0	0	0	0	0	0	0				5	2	
Lose OT Coin Toss	0	0	0	1	0	0	0	1	0	1	0	0	1	0	2	0	0	0	2	0	0	0	0	0	0	0	0				5	3	
																																0	0
Scoring First	5	3	4	5	8	3	8	1	7	0	4	3	5	4	9	4	6	3	9	1	13	2	7	2	9	1	13	0	4	0	111	32	
Opponent Scores First	5	3	2	5	3	2	2	5	2	7	4	5	0	7	2	1	3	4	5	1	1	0	3	4	3	3	3	0	3	3	41	50	
Leading at the Half	3	2	2	8	1	9	2	6	1	4	2	2	3	10	1	6	0	9	0	10	1	6	0	11	0	13	0	6	0	105	15		
Tied at the Half	3	0	2	0	1	1	0	0	1	0	1	2	3	2	0	2	1	1	2	0	3	0	0	1	0	1	0	0	0	0	18	9	
Trailing at the Half	4	4	2	8	2	3	1	4	2	6	3	4	0	6	1	2	2	6	3	2	1	1	4	5	1	4	2	0	4	28	59		
																																0	0
Leading After 3 Qtrs	7	1	3	0	9	0	9	2	6	1	7	1	2	3	10	0	6	0	11	0	13	1	8	0	10	0	12	0	5	0	118	9	
Tied after 3 Qtrs	0	0	1	3	0	1	1	0	1	1	0	1	1	0	0	0	1	1	2	0	1	0	0	0	0	0	1	0	1	0	10	7	
Trailing after 3 Qtrs	3	5	2	7	2	4	0	4	2	5	1	6	2	8	1	5	2	6	1	2	0	1	2	6	2	4	3	0	4	23	67		
																																0	0
In Overtime	1	0	0	1	1	0	1	1	0	1	0	1	1	1	2	0	2	0	2	0	0	0	0	0	0	0	0	0	1	1	10	6	
																																0	0
Outcomes of 7 pts or less	6	5	2	3	4	3	5	3	5	3	5	5	3	8	4	3	4	2	7	1	3	1	5	1	5	2	4	0	2	0	64	40	
Outcomes of 3 pts or less	3	1	2	2	3	0	4	1	3	2	4	3	2	3	3	0	3	0	1	1	1	1	2	1	2	1	3	0	0	2	36	18	
																																0	0
Patriots Outgain Opposition	9	3	4	1	7	2	6	2	7	1	6	4	0	2	6	1	6	1	7	1	9	1	7	1	11	1	15	0	5	2	105	23	
Patriots Out-Rush Opposition	4	0	6	3	6	3	6	2	5	1	4	1	3	2	6	1	4	0	9	1	11	1	6	1	9	2	9	0	5	2	93	20	
Patriots Out-Pass Opposition	10	3	4	3	5	3	5	4	7</																								

NEW ENGLAND PATRIOTS 2008 STATS PACK
WEEK-BY-WEEK NFL/AFC RANKINGS

Week	NFL RANKINGS						AFC RANKINGS					
	<u>Offense</u>			<u>Defense</u>			<u>Offense</u>			<u>Defense</u>		
	Total	Rush	Pass	Total	Rush	Pass	Total	Rush	Pass	Total	Rush	Pass
1	9t	10	9	9	12	15	2t	4	4	6	6	10
2	22	16	15	9	15t	10	8	6	6	6	8	9
3	26	20	19t	20	24	14	12	10	7	9	11	9
4	28	19	24	21	25	12	13	10	10	10	12	9
5	23	17	21	11	20	8	9	8	8	6	10	6
6	21	18	22	15	21	12	8	9	9	6	10	8
7	19	6	24	13	19	14	7	3	10	6	9	9
8	19	6	23	14	20	15	7	3	9	6	9	8
9	18	7	23	14	15	17	6	3	9	6	7	9
10	15	7	23	12	12	15	6	3	9	5	6	8
11	10	8	12	12	14	13	4	3	6	4	7	6
12												
13												
14												
15												
16												
17												

Week	NFL SCORING RANKINGS					
	<u>Offense</u>			<u>Defense</u>		
	Points	Avg.	Rank	Points	Avg.	Rank
1	17	17.0	14t	10	10.0	3t
2	19	18.0	20t	10	10.0	2t
3	13	16.3	26t	38	19.3	11t
4	BYE WEEK		28	BYE WEEK		8
5	30	19.8	24t	21	19.8	12
6	10	17.8	25	30	21.8	17
7	41	21.7	19	7	19.3	9
8	23	21.9	16t	16	18.86	9
9	15	21.0	22	18	18.75	9
10	20	20.9	24	10	17.8	6t
11	31	21.9	19t	34	19.4	9
12						
13						
14						
15						
16						
17						
Points	219			194		

NEW ENGLAND PATRIOTS 2008 STATS PACK

QUARTER-BY-QUARTER SCORING

Regular Season		Patriots						Opponents						Point	Overall
Date	Opponent	1	2	3	4	OT	Final	1	2	3	4	OT	Final	Differential	Record
09/07	Kansas City Chiefs	0	7	7	3		17	0	3	0	7		10	7	1-0
09/14 at	New York Jets	3	3	10	3		19	0	3	0	7		10	9	2-0
09/21	Miami Dolphins	0	6	7	0		13	7	14	7	10		38	-25	2-1
10/05 at	San Francisco 49ers	7	10	7	6		30	14	0	0	7		21	9	3-1
10/12 at	San Diego Chargers	0	3	0	7		10	10	7	10	3		30	-20	3-2
10/20	Denver Broncos	6	14	14	7		41	0	0	0	7		7	34	4-2
10/26	St. Louis Rams	7	6	0	10		23	3	7	3	3		16	7	5-2
11/02 at	Indianapolis Colts	0	6	6	3		15	7	0	8	3		18	-3	5-3
11/09	Buffalo Bills	7	3	3	7		20	0	3	0	7		10	10	6-3
11/13	New York Jets	3	10	8	10		31	10	14	0	7	3	34	3	6-4
11/23 at	Miami Dolphins														
11/30	Pittsburgh Steelers														
12/07 at	Seattle Seahawks														
12/14 at	Oakland Raiders														
12/21	Arizona Cardinals														
12/28 at	Buffalo Bills														
Regular Season Totals		33	68	62	56	0	219	51	51	28	61	3	194	25	6-4
Points By Halves		1st	2nd	OT											
PATRIOTS		101	118	0											
OPPONENTS		102	89	3											

NEW ENGLAND PATRIOTS 2008 STATS PACK
PATRIOTS REGULAR SEASON OFFENSE GAME-BY-GAME

	Kansas City	at New York Jets	Miami	at San Francisco	at San Diego	Denver	St. Louis	at Indianapolis	Buffalo	at New York Jets	Miami	at New York Jets	Miami	at New York Jets	Miami	at New York Jets	Season Totals
First Downs	18	18	14	25	18	25	23	22	24	26							213
Rushing	8	6	5	10	10	15	8	10	11	7							90
Passing	9	10	7	13	8	8	15	12	11	18							111
Penalty	1	2	2	2	0	2	0	0	2	1							12
Third Downs	13	14	15	17	14	13	12	14	18	14							144
Converted	7	6	4	8	5	5	6	8	11	4							64
Efficiency	53.8%	43.0%	27.0%	47.0%	36.0%	38.0%	50.0%	57.0%	45.0%	29.0%							44.4%
Fourth Downs	0	1	3	1	1	2	1	1	0	3							13
Converted	0	1	2	1	0	2	0	0	0	2							8
Efficiency	0.0%	100.0%	67.0%	100.0%	0.0%	100%	0.0%	0.0%	0.0%	67.0%							61.5%
Total Net Yards	338	260	215	377	299	404	348	342	370	511							3464
Plays	59	59	59	80	68	68	65	67	77	79							681
Avg./Play	5.7	4.4	3.7	4.7	4.4	5.9	5.4	5.1	4.8	6.5							5.1
Net Yards Rushing	126	104	78	144	106	257	98	140	144	125							1322
Attempts	28	32	19	43	26	38	29	32	44	25							316
Avg./Rush	4.5	3.2	4.1	3.3	4.1	6.8	3.4	4.4	3.3	5.0							4.2
Touchdowns	1	1	0	2	1	2	1	1	2	0							11
Net Yards Passing	212	156	137	233	193	147	250	202	226	386							2142
Sacks	2	4	5	5	4	6	3	0	1	3							33
Yards Lost	16	9	19	26	10	38	17	0	8	14							157
Gross Yards	228	165	156	259	203	185	267	202	234	400							2299
Attempts	29	23	35	32	38	24	33	35	32	51							332
Completions	20	16	22	22	22	18	21	26	22	30							219
Pct.	68.9%	69.6%	62.9%	68.8%	57.9%	75.0%	63.6%	74.3%	68.8%	58.8%							66.0%
Touchdowns	1	0	1	1	0	3	1	0	0	3							10
Interceptions	0	0	1	2	1	0	2	1	0	0							7
Avg. Per Pass Play	6.8	6.0	3.5	6.3	4.6	4.9	6.9	5.8	6.5	7.1							5.9
Kickoffs-EZ-TB	4-2-0	6-6-5	4-1-1	7-4-3	3-1-1	8-2-1	5-2-1	5-2-1	5-1-1	8-2-1							55-23-15
Punts	4	3	3	4	5	3	3	1	2	4							32
Average	50.5	50.0	40.3	35.5	42.4	39.0	49.7	64.0	41.5	44.0							44.3
Had Blocked	0	0	0	0	0	0	0	0	0	0							0
FG-PATs Had Blocked	0-0	0-0	0-0	0-0	0-0	0-0	0-0	0-0	0-0	0-0							0-0
Penalties	3	2	2	4	6	5	0	2	2	5							31
Yards Lost	30	10	10	56	73	65	0	20	15	29							308
Fumbles	3	0	2	1	2	0	0	1	1	2							12
Fumbles Lost	2	0	1	0	0	0	0	1	1	1							6
Touchdowns	2	1	1	3	1	5	2	1	2	3							21
Rushing	1	1	0	2	1	2	1	1	2	0							11
Passing	1	0	1	1	0	3	1	0	0	3							10
Interception Return	0	0	0	0	0	0	0	0	0	0							0
Fumble Return	0	0	0	0	0	0	0	0	0	0							0
Punt Return	0	0	0	0	0	0	0	0	0	0							0
Kickoff Return	0	0	0	0	0	0	0	0	0	0							0
Other	0	0	0	0	0	0	0	0	0	0							0
Extra Points Made-Att	2-2	1-1	1-1	3-3	1-1	5-5	2-2	0-1	2-2	3-3							20-21
Kicking Made-Att	2-2	1-1	1-1	3-3	1-1	5-5	2-2	0-0	2-2	2-2							19-19
2-pt Rushing Made-Att	-	-	-	-	-	-	-	-	-	-							-
2-pt Passing Made-Att	-	-	-	-	-	-	-	0-1	-	1-1							1-2
Field Goals Attempted	1	4	2	3	2	2	3	3	3	3							26
Field Goals Made	1	4	2	3	1	2	3	3	2	3							24
Safeties	0	0	0	0	0	0	0	0	0	0							0
Points Scored	17	19	13	30	10	41	23	15	20	31							219
Time of Possession	29:49	31:35	27:27	39:52	31:34	33:57	30:35	34:24	37:40	39:18							32:07
Net Turnover Ratio	-1	1	-2	1	0	5	-1	-2	1	0							2

NEW ENGLAND PATRIOTS 2008 STATS PACK
OPPONENT REGULAR SEASON OFFENSE GAME-BY-GAME

	Kansas City	at New York Jets	Miami	at San Francisco	at San Diego	Denver	St. Louis	at Indianapolis	Buffalo	at New York Jets	Miami	at New York Jets	Miami	at New York Jets	Miami	at New York Jets	Season Totals
First Downs	14	12	23	12	19	19	16	18	10	23							166
Rushing	5	3	11	3	3	4	5	2	2	4							42
Passing	9	9	12	7	13	12	11	16	8	16							113
Penalty	0	0	0	2	3	3	0	0	0	3							11
Third Downs	16	12	9	9	10	13	16	10	11	16							122
Converted	8	6	4	1	3	6	5	6	5	9							53
Efficiency	50.0%	50.0%	44.0%	11.0%	30.0%	46.0%	31.0%	60.0%	45.0%	56.0%							43.4%
Fourth Downs	1	0	0	2	0	0	1	0	0	0							4
Converted	0	0	0	0	0	0	1	0	0	0							1
Efficiency	0.0%	0.0%	0.0%	0.0%	0.0%	0.0%	100%	0.0%	0.0%	0.0%							25.0%
Total Net Yards	284	256	461	199	404	275	361	301	168	375							3084
Plays	62	49	57	48	55	58	64	50	43	75							561
Avg./Play	4.6	5.2	8.1	4.1	7.3	4.7	5.6	6.0	3.9	5.0							5.5
Net Yards Rushing	102	104	216	77	98	106	90	47	60	140							1040
Attempts	27	21	36	18	28	26	26	21	18	39							260
Avg./Rush	3.8	5.0	6.0	4.3	3.5	4.1	3.5	2.2	3.3	3.6							4.0
Touchdowns	0	0	4	0	0	0	0	0	0	1							5
Net Yards Passing	182	152	245	122	306	169	271	254	108	235							2044
Sacks	4	2	0	1	0	3	4	0	2	3							19
Yards Lost	24	29	0	8	0	18	33	0	12	23							147
Gross Yards	206	181	245	130	306	187	304	254	120	258							2191
Attempts	31	26	21	29	27	29	34	29	23	33							282
Completions	19	18	18	14	18	19	18	21	13	26							184
Pct.	61.2%	69.2%	85.7%	48.3%	66.7%	65.5%	52.9%	72.4%	56.5%	78.8%							65.2%
Touchdowns	1	1	1	3	3	1	1	2	1	2							16
Interceptions	1	1	0	3	0	2	1	0	2	0							10
Avg. Per Pass Play	5.2	5.4	3.5	4.1	11.3	5.3	7.1	8.8	4.3	6.5							6.8
Kickoffs-EZ-TB	3-0-0	3-3-1	7-1-0	4-2-0	7-2-0	2-1-0	5-1-0	4-2-0	3-1-1	6-2-0							44-15-2
Punts	6	4	4	5	3	5	6	3	5	5							46
Average	43.2	40.5	47.3	54.0	39.3	48.6	40.8	54.3	41.6	42.6							45.0
Had Blocked	0	0	0	0	0	0	0	0	0	0							0
FG-PATs Had Blocked	0-0	0-0	0-0	0-0	0-0	0-0	0-0	0-0	0-0	0-0							0-0
Penalties	2	6	5	6	3	8	9	1	3	4							47
Yards Lost	15	60	35	37	20	87	63	0	22	25							364
Fumbles	0	0	1	0	1	3	1	0	0	1							7
Fumbles Lost	0	0	0	0	1	3	0	0	0	1							5
Touchdowns	1	1	5	3	3	1	1	2	1	4							22
Rushing	0	0	4	0	0	0	0	0	0	1							5
Passing	1	1	1	3	3	1	1	2	1	2							16
Interception Return	0	0	0	0	0	0	0	0	0	0							0
Fumble Return	0	0	0	0	0	0	0	0	0	0							0
Punt Return	0	0	0	0	0	0	0	0	0	0							0
Kickoff Return	0	0	0	0	0	0	0	0	0	1							1
Other (Blocked Return)	0	0	0	0	0	0	0	0	0	0							0
Extra Points Made-Att	1-1	1-1	5-5	3-3	3-3	1-1	1-1	2-2	1-1	4-4							17-17
Kicking Made-Att	1-1	1-1	5-5	3-3	3-3	1-1	3-3	1-1	1-1	4-4							16-16
2-pt Rushing Made-Att	-	-	-	-	-	-	-	-	-	-							-
2-pt Passing Made-Att	-	-	-	-	-	-	-	1-1	-	-							1-1
Field Goals Attempted	1	2	1	0	4	0	3	1	1	2							15
Field Goals Made	1	1	1	0	3	0	3	1	1	2							13
Safeties	0	0	0	0	0	0	0	0	0	0							0
Points Scored	10	10	38	21	30	7	16	18	10	34							194
Time of Possession	30:11	28:25	32:33	20:08	28:26	26:03	29:25	25:36	22:20	28:32							27:53

NEW ENGLAND PATRIOTS 2008 STATS PACK
PATRIOTS TEAM STATS GAME-BY-GAME

OFFENSE		FIRST DOWNS				NET OFF.		RUSHING			PASSING										PENALTY		PUNTS	
DATE	OPPONENT	Total	Rush	Pass	Pn	Yds	Plays	Yds	Att	Avg	Net	S	YL	Gross	Att	Cmp	Pct	TD	Int	No	Yds	No	Avg	
09/07	Kansas City	18	8	9	1	338	59	126	28	4.5	212	2	16	228	29	20	68.9%	1	0	3	30	4	50.5	
09/14 at	New York Jets	18	6	10	2	260	59	104	32	3.2	156	4	9	165	23	16	69.6%	0	0	2	10	3	50.0	
09/21	Miami	14	5	7	2	215	59	78	19	4.1	137	5	19	156	35	22	62.9%	1	1	2	10	3	40.3	
10/05 at	San Francisco	25	10	13	2	377	80	144	43	3.3	233	5	26	259	32	22	68.8%	1	2	4	56	4	35.5	
10/12 at	San Diego	18	10	8	0	299	68	106	26	4.1	193	4	10	203	38	22	57.9%	0	1	6	73	5	42.4	
10/20	Denver	25	15	8	2	404	68	257	38	6.8	147	6	38	185	24	18	75.0%	3	0	5	65	3	39.0	
10/26	St. Louis	23	8	15	0	348	65	98	29	3.4	250	3	17	267	33	21	63.6%	1	2	0	0	3	49.7	
11/02 at	Indianapolis	22	10	12	0	342	67	140	32	4.4	202	0	0	202	35	26	74.3%	0	1	2	20	1	64.0	
11/09	Buffalo	24	11	11	2	370	77	144	44	3.3	226	1	8	234	32	22	68.8%	0	0	2	15	2	41.5	
11/13	New York Jets	26	7	18	1	511	79	125	25	5.0	386	3	14	400	51	33	58.8%	3	0	5	29	4	44.0	
11/23 at	Miami																							
11/30	Pittsburgh																							
12/07 at	Seattle																							
12/14 at	Oakland																							
12/21	Arizona																							
12/28 at	Buffalo																							
Regular Season Totals		213	90	111	12	3464	681	1322	316	4.2	2142	33	157	2299	332	222	66.9%	10	7	31	308	32	44.3	

OPPONENTS TEAM STATS GAME-BY-GAME

DEFENSE		FIRST DOWNS				NET OFF.		RUSHING			PASSING										PENALTY		PUNTS	
DATE	OPPONENT	Total	Rush	Pass	Pn	Yds	Plays	Yds	Att	Avg	Net	S	YL	Gross	Att	Cmp	Pct	TD	Int	No	Yds	No	Avg	
09/07	Kansas City	14	5	9	0	284	62	102	27	3.8	182	4	24	206	31	19	61.2%	1	1	2	15	6	43.2	
09/14 at	New York Jets	12	3	9	0	256	49	104	21	5.0	152	2	29	181	26	18	69.2%	1	1	6	60	4	40.5	
09/21	Miami	23	11	12	0	461	57	216	36	6.0	245	0	0	245	21	18	85.7%	1	0	5	35	4	47.3	
10/05 at	San Francisco	12	3	7	2	199	48	77	18	4.3	122	1	8	130	29	14	48.3%	3	3	6	37	5	54.0	
10/12 at	San Diego	19	3	13	3	404	55	98	28	3.5	306	0	0	306	27	18	66.7%	3	0	3	20	3	39.3	
10/20	Denver	19	4	12	3	275	58	106	26	4.1	169	3	18	187	29	19	65.5%	1	2	8	87	5	48.6	
10/26	St. Louis	16	5	11	0	361	64	90	26	3.5	271	4	33	304	34	18	52.9%	1	1	9	63	6	40.8	
11/02 at	Indianapolis	18	2	16	0	301	50	47	21	2.2	254	0	0	254	29	21	72.4%	2	0	1	0	3	54.3	
11/09	Buffalo	10	2	8	0	168	43	60	18	3.3	108	2	12	120	23	13	56.5%	1	2	3	22	5	41.6	
11/13	New York Jets	23	4	16	3	375	75	140	39	3.6	235	3	23	258	33	26	78.8%	2	0	4	25	5	42.6	
11/23 at	Miami																							
11/30	Pittsburgh																							
12/07 at	Seattle																							
12/14 at	Oakland																							
12/21	Arizona																							
12/28 at	Buffalo																							
Regular Season Totals		166	42	113	11	3084	561	1040	260	4.0	2044	19	147	2191	282	184	65.2%	16	10	47	364	46	45.0	

NEW ENGLAND PATRIOTS 2008 STATS PACK
GAME-BY-GAME INDIVIDUAL PASSING STATS

Date	Opponent	Tom Brady										Matt Cassel									
		Att	Cmp	Yds	Pct	TD	Lg	Int	S	Yds	Rating	Att	Cmp	Yds	Pct	TD	Lg	Int	S	Yds	Rating
09/07	Kansas City	11	7	76	.636	0	26	0	0	0	83.9	18	13	152	.722	1	51	0	2	16	116.0
09/14 at	New York Jets	Placed on Injured Reserve 9/8/08										23	16	165	.696	0	26	0	4	9	89.9
09/21	Miami											31	19	131	.613	1	21	1	4	17	68.1
10/05 at	San Francisco											32	22	259	.688	1	66t	2	5	26	77.5
10/12 at	San Diego											38	22	203	.579	0	28	1	4	10	61.6
10/20	Denver											24	18	185	.750	3	29	0	6	38	136.3
10/26	St. Louis											33	21	267	.636	1	30	2	3	17	73.7
11/02 at	Indianapolis											34	25	204	.735	0	20	1	0	0	76.1
11/09	Buffalo											32	22	234	.688	0	27	0	1	8	87.1
11/13	New York Jets											51	30	400	.588	3	43	0	3	14	103.4
11/23 at	Miami																				
11/30	Pittsburgh																				
12/07 at	Seattle																				
12/14 at	Oakland																				
12/21	Arizona																				
12/28 at	Buffalo																				
Regular Season Totals		11	7	76	.636	0	26	0	0	0	83.9	316	208	2200	.658	10	66t	7	32	155	87.3
Career Totals		3653	2301	26446	.630	197	91t	86	203	1278	92.9	355	230	2453	.648	12	66t	9	36	171	85.6
Date	Opponent	Kevin O'Connell										Matt Gutierrez									
		Att	Cmp	Yds	Pct	TD	Lg	Int	S	Yds	Rating	Att	Cmp	Yds	Pct	TD	Lg	Int	S	Yds	Rating
09/07	Kansas City	3rd Quarterback										Signed Off Practice Squad 09/13/08									
09/14 at	New York Jets	-	-	-	-	-	-	-	-	-	-	3rd Quarterback									
09/21	Miami	4	3	25	.750	0	12	0	1	2	90.6	3rd Quarterback									
10/05 at	San Francisco	-	-	-	-	-	-	-	-	-	-	3rd Quarterback									
10/12 at	San Diego	-	-	-	-	-	-	-	-	-	-	3rd Quarterback									
10/20	Denver	-	-	-	-	-	-	-	-	-	-	3rd Quarterback									
10/26	St. Louis	-	-	-	-	-	-	-	-	-	-	-	-	-	-	-	-	-	-	-	-
11/02 at	Indianapolis	-	-	-	-	-	-	-	-	-	-	3rd Quarterback									
11/09	Buffalo	-	-	-	-	-	-	-	-	-	-	3rd Quarterback									
11/13	New York Jets	-	-	-	-	-	-	-	-	-	-	3rd Quarterback									
11/23 at	Miami																				
11/30	Pittsburgh																				
12/07 at	Seattle																				
12/14 at	Oakland																				
12/21	Arizona																				
12/28 at	Buffalo																				
Regular Season Totals		4	3	25	.750	0	12	0	1	2	90.6	0	0	0 ###	0 #	0	0	0	0	0 ###	
Career Totals		4	3	25	.750	0	12	0	1	2	90.6	1	1	15 ###	0 15	0	0	0	0	0 ###	
Date	Opponent	Kevin Faulk																			
		Att	Cmp	Yds	Pct	TD	Lg	Int	S	Yds	Rating										
09/07	Kansas City	-	-	-	-	-	-	-	-	-	-										
09/14 at	New York Jets	-	-	-	-	-	-	-	-	-	-										
09/21	Miami	-	-	-	-	-	-	-	-	-	-										
10/05 at	San Francisco	-	-	-	-	-	-	-	-	-	-										
10/12 at	San Diego	-	-	-	-	-	-	-	-	-	-										
10/20	Denver	-	-	-	-	-	-	-	-	-	-										
10/26	St. Louis	-	-	-	-	-	-	-	-	-	-										
11/02 at	Indianapolis	1	1	-2	1.000	0	-2	0	0	0	79.2										
11/09	Buffalo	-	-	-	-	-	-	-	-	-	-										
11/13	New York Jets																				
11/23 at	Miami																				
11/30	Pittsburgh																				
12/07 at	Seattle																				
12/14 at	Oakland																				
12/21	Arizona																				
12/28 at	Buffalo																				
Regular Season Totals		1	1	-2	1.000	0	23	0	0	0	79.2										
Career Totals		4	2	21	.500	0	23	0	0	0	65.6										

NEW ENGLAND PATRIOTS 2008 STATS PACK

GAME-BY-GAME INDIVIDUAL RECEIVING STATS (LISTED ALPHABETICALLY)

RECEIVING		Sam Aiken					Heath Evans					Kevin Faulk					Jabar Gaffney					BenJarvus Green-Ellis				
Date	Opponent	No	Yds	Avg	Lg	TD	No	Yds	Avg	Lg	TD	No	Yds	Avg	Lg	TD	No	Yds	Avg	Lg	TD	No	Yds	Avg	Lg	TD
09/07	Kansas City						-	-	-	-	-	NFL Suspension					-	-	-	-	-	Practice Squad				
09/14 at	New York Jets						-	-	-	-	-	4	50	12.5	22	0	-	-	-	-	-	Practice Squad				
09/21	Miami	1	9	9.0	9	0	-	-	-	-	-	2	6	3.0	4	0	6	51	8.5	12	1	Practice Squad				
10/05 at	San Francisco	-	-	-	-	-	-	-	-	-	-	4	29	7.3	10	0	3	35	11.7	13	0	Signed 10/11/08				
10/12 at	San Diego	-	-	-	-	-	-	-	-	-	-	3	29	9.7	17	0	1	4	4.0	4	0	1	9	9.0	9	0
10/20	Denver	1	7	7.0	7	0	-	-	-	-	-	3	6	2.0	8	0	-	-	-	-	-	-	-	-	-	-
10/26	St. Louis	-	-	-	-	-	-	-	-	-	-	4	47	11.8	18	1	1	17	17.0	17	0	-	-	-	-	-
11/02 at	Indianapolis	-	-	-	-	-	-	-	-	-	-	5	38	7.6	11	0	1	11	11.0	11	0	1	8	8.0	8	0
11/09	Buffalo	2	22	11.0	19	0	-	-	-	-	-	1	9	9.0	9	0	4	36	9.0	12	0	-	-	-	-	-
11/13	New York Jets	1	43	43.0	43	0	-	-	-	-	-	4	49	12.3	19	0	7	86	12.3	19t	1	-	-	-	-	-
11/23 at	Miami																									
11/30	Pittsburgh																									
12/07 at	Seattle																									
12/14 at	Oakland																									
12/21	Arizona																									
12/28 at	Buffalo																									
Regular Season Totals		5	81	16.2	43	0	0	0	###		0	30	263	8.8	22	1	23	240	10.4	19t	2	2	17	8.5	9	0
Career Totals		24	331	13.8	54	0	37	269	7.3	29	1	353	3081	8.7	52t	12	241	2840	11.8	69	15	2	17	8.5	9	0
RECEIVING		C.J. Jones					LaMont Jordan					Laurence Maroney					Sammy Morris					Randy Moss				
Date	Opponent	No	Yds	Avg	Lg	TD	No	Yds	Avg	Lg	TD	No	Yds	Avg	Lg	TD	No	Yds	Avg	Lg	TD	No	Yds	Avg	Lg	TD
09/07	Kansas City						-	-	-	-	-	-	-	-	-	-	5	34	6.8	11	0	6	116	19.3	51	1
09/14 at	New York Jets						-	-	-	-	-	-	-	-	-	-	2	7	3.5	4	0	2	22	11.0	14	0
09/21	Miami						-	-	-	-	-	-	-	-	-	-	1	0	0.0	0	0	4	25	6.3	7	0
10/05 at	San Francisco						-	-	-	-	-	-	-	-	-	-	-	-	-	-	-	5	111	22.2	66t	1
10/12 at	San Diego																4	49	12.3	28	0	3	26	8.7	15	0
10/20	Denver																-	-	-	-	-	5	69	13.8	27	2
10/26	St. Louis																					7	102	14.6	30	0
11/02 at	Indianapolis																					6	65	10.8	20	0
11/09	Buffalo																					5	53	10.6	19	0
11/13	New York Jets																-	-	-	-	-	3	26	8.7	16t	1
11/23 at	Miami																									
11/30	Pittsburgh																									
12/07 at	Seattle																									
12/14 at	Oakland																									
12/21	Arizona																									
12/28 at	Buffalo																									
Regular Season Totals		0	0	###		0	0	0	###	#	0	0	0	###	#	0	12	90	7.5	28	0	46	615	13.4	66t	5
Career Totals		0	0	###		0	158	1301	8.2	28	3	26	310	11.9	43	1	130	917	7.1	44	1	820	12808	15.6	82t	129
RECEIVING		Matthew Slater					David Thomas					Kelley Washington					Benjamin Watson					Wes Welker				
Date	Opponent	No	Yds	Avg	Lg	TD	No	Yds	Avg	Lg	TD	No	Yds	Avg	Lg	TD	No	Yds	Avg	Lg	TD	No	Yds	Avg	Lg	TD
09/07	Kansas City	-	-	-	-	-	2	24	12.0	18	0	1	3	3.0	3	0	Inactive					6	51	8.5	13	0
09/14 at	New York Jets	-	-	-	-	-	1	14	14.0	14	0	-	-	-	-	-	Inactive					7	72	10.3	26	0
09/21	Miami	-	-	-	-	-	1	4	4.0	4	0						1	6	6.0	6	0	6	55	9.2	21	0
10/05 at	San Francisco	-	-	-	-	-	-	-	-	-	-						2	11	5.5	7	0	8	73	9.1	20	0
10/12 at	San Diego	-	-	-	-	-	1	13	13.0	13	0						-	-	-	-	-	9	73	8.1	15	0
10/20	Denver	-	-	-	-	-	-	-	-	-	-						3	40	13.3	29	0	6	63	10.5	27	1
10/26	St. Louis						1	9	9.0	9	0	-	-	-	-	-	1	13	13.0	13	0	7	79	11.3	20	0
11/02 at	Indianapolis						3	29	9.7	16	0	-	-	-	-	-	3	14	4.7	9	0	7	37	5.3	10	0
11/09	Buffalo	-	-	-	-	-	-	-	-	-	-	-	-	-	-	-	1	7	7.0	7	0	9	107	11.8	27	0
11/13	New York Jets	-	-	-	-	-	-	-	-	-	-	-	-	-	-	-	8	88	11.0	14	1	7	108	15.4	29	0
11/23 at	Miami																									
11/30	Pittsburgh																									
12/07 at	Seattle																									
12/14 at	Oakland																									
12/21	Arizona																									
12/28 at	Buffalo																									
Regular Season Totals		0	0	###		0	9	93	10.3	18	0	1	3	3.0	3	0	19	179	9.4	29	1	72	718	10.0	29	1
Career Totals		0	0	###		0	21	261	12.4	36	1	73	896	12.3	51t	9	135	1668	12.4	40	14	280	3014	10.8	47	10

NEW ENGLAND PATRIOTS 2008 STATS PACK

GAME-BY-GAME INDIVIDUAL RUSHING STATS(LISTED ALPHABETICALLY)

RUSHING		Matt Cassel					Heath Evans					Kevin Faulk					BenJarvus Green-Ellis					LaMont Jordan				
Date	Opponent	No	Yds	Avg	Lg	TD	No	Yds	Avg	Lg	TD	No	Yds	Avg	Lg	TD	No	Yds	Avg	Lg	TD	No	Yds	Avg	Lg	TD
09/07	Kansas City	4	13	3.3	9	0	2	3	1.5	3	0	NFL Suspension					Practice Squad					2	6	3.0	5	0
09/14 at	New York Jets	1	7	7.0	7	0	1	3	3.0	3	0	3	16	5.3	7	0	Practice Squad					11	62	5.6	11	0
09/21	Miami	2	4	2.0	2	0	-	-	-	-	-	1	6	6.0	6	0	Practice Squad					6	22	3.7	9	0
10/05 at	San Francisco	4	5	1.3	6	0	-	-	-	-	-	7	32	4.6	10	2	Signed 10/11/08					5	16	3.2	9	0
10/12 at	San Diego	7	29	4.1	9	0	1	3	3.0	3	0	8	48	6.0	13	0	-	-	-	-	-	Inactive				
10/20	Denver	4	1	0.3	4	0	1	3	3.0	3	0	4	50	12.5	16	0	13	65	5.0	15	1	Inactive				
10/26	St. Louis	7	22	3.1	11	0	-	-	-	-	-	13	60	4.6	14	0	9	16	1.8	4	1	Inactive				
11/02 at	Indianapolis	5	20	4.0	7	0	2	3	1.5	2	0	10	60	6.0	15	0	15	57	3.8	10	1	Inactive				
11/09	Buffalo	9	22	2.4	13	1	1	3	3.0	3	0	5	9	1.8	6	0	26	105	4.0	13	1	Inactive				
11/13	New York Jets	8	62	7.8	19	0	2	2	1.0	4	0	8	38	4.8	20	0	2	9	4.5	7	0	Inactive				
11/23 at	Miami																									
11/30	Pittsburgh																									
12/07 at	Seattle																									
12/14 at	Oakland																									
12/21	Arizona																									
12/28 at	Buffalo																									
Regular Season Totals		51	185	3.6	19	1	10	20	2.0	4	0	59	319	5.4	20	2	65	252	3.9	15	4	24	106	4.4	11	0
Career Totals		63	213	3.4	19	2	156	558	3.6	35	3	753	2982	4.0	45	13	65	252	3.9	15	4	816	3391	4.2	61	24
RUSHING		Laurence Maroney					Sammy Morris					Randy Moss					Wes Welker									
Date	Opponent	No	Yds	Avg	Lg	TD	No	Yds	Avg	Lg	TD	No	Yds	Avg	Lg	TD	No	Yds	Avg	Lg	TD					
09/07	Kansas City	10	51	5.1	17	0	10	53	5.3	22	1	-	-	-	-	-	-	-	-	-	-					
09/14 at	New York Jets	8	16	2.0	6	0	8	0	0.0	3	1	-	-	-	-	-	-	-	-	-	-					
09/21	Miami	Inactive					9	27	3.0	17	0	-	-	-	-	-	1	19	19.0	19	0					
10/05 at	San Francisco	10	26	2.6	5	0	16	63	3.9	14	0	1	2	2.0	2	0	-	-	-	-	-					
10/12 at	San Diego	Inactive					10	26	2.6	7	1	-	-	-	-	-	-	-	-	-	-					
10/20	Denver	Placed on IR 10/20/08					16	138	8.6	34	1	-	-	-	-	-	-	-	-	-	-					
10/26	St. Louis						Inactive					-	-	-	-	-	-	-	-	-	-					
11/02 at	Indianapolis						Inactive					-	-	-	-	-	-	-	-	-	-					
11/09	Buffalo						Inactive					1	-2	-2.0	-2	0	2	7	3.5	7	0					
11/13	New York Jets						5	14	2.8	6	0	-	-	-	-	-	-	-	-	-	-					
11/23 at	Miami																									
11/30	Pittsburgh																									
12/07 at	Seattle																									
12/14 at	Oakland																									
12/21	Arizona																									
12/28 at	Buffalo																									
Regular Season Totals		28	93	3.3	17	0	74	321	4.3	34	4	2	0	0.0	2	0	3	26	8.7	19	0					
Career Totals		388	1673	4.3	59	12	533	2174	4.1	55	21	25	159	6.4	25	0	8	65	8.1	27	0					

GAME-BY-GAME INDIVIDUAL DEFENSIVE STATS

TACKLES TABULATED FROM COACHING GRADES DURING THE REGULAR SEASON (LISTED ALPHABETICALLY)

Date	Opponent	Eric Alexander													Tedy Bruschi													Shawn Crable												
		TT	UT	A	S	Yds	QH	Int	Yds	PD	FF	FR	SpT	TT	UT	A	S	Yds	QH	Int	Yds	PD	FF	FR	SpT	TT	UT	A	S	Yds	QH	Int	Yds	PD	FF	FR	SpT			
09/07	Kansas City	-	-	-	-	-	-	-	-	-	-	-	-	11	5	6	-	-	-	-	-	-	-	-	-	-	-	-	-	-	-	-	-	-	-	-	-			
09/14	at New York Jets	-	-	-	-	Inactive	-	-	-	-	-	-	-	4	2	2	-	-	1	-	-	1	-	-	-	-	-	-	-	-	-	-	-	-	-	-	-			
09/21	Miami	-	-	-	-	Inactive	-	-	-	-	-	-	-	6	4	2	-	-	-	-	-	-	-	-	-	-	-	-	-	-	-	-	-	-	-	-				
10/05	at San Francisco	-	-	-	-	Inactive	-	-	-	-	-	-	-	3	3	0	-	-	-	-	-	-	-	-	-	-	-	-	-	-	-	-	-	-	-	-				
10/12	at San Diego	-	-	-	-	Inactive	-	-	-	-	-	-	-	2	0	2	-	-	-	-	-	-	-	-	-	-	-	-	-	-	-	-	-	-	-	-				
10/20	Denver	-	-	-	-	Inactive	-	-	-	-	-	-	-	2	0	2	-	-	-	-	-	-	-	-	-	-	-	-	-	-	-	-	-	-	-	-				
10/26	St. Louis	-	-	-	-	Inactive	-	-	-	-	-	-	-	9	7	2	-	-	-	-	-	-	-	-	-	-	-	-	-	-	-	-	-	-	-	-				
11/02	at Indianapolis	-	-	-	-	Inactive	-	-	-	-	-	-	-	4	2	2	-	-	-	-	-	-	-	-	-	-	-	-	-	-	-	-	-	-	-	-				
11/09	Buffalo	-	-	-	-	Inactive	-	-	-	-	-	-	-	6	3	3	-	-	-	-	-	-	-	-	-	-	-	-	-	-	-	-	-	-	-	-				
11/13	New York Jets	-	-	-	-	Inactive	-	-	-	-	-	-	-	10	3	7	-	-	-	-	-	-	-	-	-	-	-	-	-	-	-	-	-	-	-	-				
11/23	at Miami	-	-	-	-	-	-	-	-	-	-	-	-	-	-	-	-	-	-	-	-	-	-	-	-	-	-	-	-	-	-	-	-	-	-	-				
11/30	Pittsburgh	-	-	-	-	-	-	-	-	-	-	-	-	-	-	-	-	-	-	-	-	-	-	-	-	-	-	-	-	-	-	-	-	-	-	-				
12/07	at Seattle	-	-	-	-	-	-	-	-	-	-	-	-	-	-	-	-	-	-	-	-	-	-	-	-	-	-	-	-	-	-	-	-	-	-	-				
12/14	at Oakland	-	-	-	-	-	-	-	-	-	-	-	-	-	-	-	-	-	-	-	-	-	-	-	-	-	-	-	-	-	-	-	-	-	-	-				
12/21	at Arizona	-	-	-	-	-	-	-	-	-	-	-	-	-	-	-	-	-	-	-	-	-	-	-	-	-	-	-	-	-	-	-	-	-	-	-				
12/28	at Buffalo	-	-	-	-	-	-	-	-	-	-	-	-	-	-	-	-	-	-	-	-	-	-	-	-	-	-	-	-	-	-	-	-	-	-	-				
Regular Season Totals		0	0	0	0.0	0.0	0	0	0	0	0	0	0	57	29	28	0.0	0.0	1	0	0	1	0	0	0	0	0	0	0	0.0	0.0	0	0	0	0	0	0	0		
Career Totals		8	7	1	0.0	0.0	NA	0	0	0	0	0	26	1120	709	411	30.5	186.0	NA	12	187	62	18	6	55	0	0	0	0.0	0.0	0	0	0	0	0	0	0			
Date	Opponent	Jarvis Green													Gary Guyton													Rodney Harrison												
		TT	UT	A	S	Yds	QH	Int	Yds	PD	FF	FR	SpT	TT	UT	A	S	Yds	QH	Int	Yds	PD	FF	FR	SpT	TT	UT	A	S	Yds	QH	Int	Yds	PD	FF	FR	SpT			
09/07	Kansas City	1	1	0	-	-	1.0	-	-	-	-	-	-	-	-	-	-	-	-	-	-	-	-	-	-	14	7	7	-	-	2	-	-	-	-	-	-			
09/14	at New York Jets	-	-	-	-	-	-	-	-	-	-	-	-	1	1	0	-	-	-	-	-	-	-	-	-	8	6	2	-	-	-	-	-	-	-	-	-			
09/21	Miami	5	2	3	-	-	-	-	-	-	-	-	-	1	1	0	-	-	-	-	-	-	-	2	12	6	6	-	-	-	-	-	-	1	-	-	-			
10/05	at San Francisco	-	-	-	-	-	-	-	-	-	-	-	-	2	2	0	-	-	-	-	-	-	-	1	2	2	0	-	-	-	1	0	2	-	-	-				
10/12	at San Diego	-	-	-	-	-	-	-	-	-	-	-	-	-	-	-	-	-	-	-	-	-	-	-	4	4	0	-	-	-	-	-	-	-	-	-				
10/20	Denver	-	-	-	-	Inactive	-	-	-	-	-	-	-	2	2	0	-	-	-	-	-	-	1	1	5	2	3	-	-	-	-	-	-	-	-	-	-			
10/26	St. Louis	-	-	-	-	Inactive	-	-	-	-	-	-	-	2	2	0	-	-	-	-	-	-	-	-	-	-	-	-	-	-	-	-	-	-	-	-				
11/02	at Indianapolis	4	3	1	-	-	-	-	-	-	-	-	-	5	4	1	-	-	-	-	-	-	-	1	-	-	-	-	-	-	-	-	-	-	-	-	-			
11/09	Buffalo	1	0	1	-	-	-	-	-	-	-	-	-	1	1	0	-	-	-	-	-	-	-	-	-	-	-	-	-	-	-	-	-	-	-	-				
11/13	New York Jets	5	3	2	-	-	-	-	-	-	-	-	-	1	0	1	-	-	-	-	-	-	2	1	1	-	-	-	-	-	-	-	-	-	-	-	-			
11/23	at Miami	-	-	-	-	-	-	-	-	-	-	-	-	-	-	-	-	-	-	-	-	-	-	-	-	-	-	-	-	-	-	-	-	-	-	-				
11/30	Pittsburgh	-	-	-	-	-	-	-	-	-	-	-	-	-	-	-	-	-	-	-	-	-	-	-	-	-	-	-	-	-	-	-	-	-	-	-				
12/07	at Seattle	-	-	-	-	-	-	-	-	-	-	-	-	-	-	-	-	-	-	-	-	-	-	-	-	-	-	-	-	-	-	-	-	-	-	-				
12/14	at Oakland	-	-	-	-	-	-	-	-	-	-	-	-	-	-	-	-	-	-	-	-	-	-	-	-	-	-	-	-	-	-	-	-	-	-	-				
12/21	at Arizona	-	-	-	-	-	-	-	-	-	-	-	-	-	-	-	-	-	-	-	-	-	-	-	-	-	-	-	-	-	-	-	-	-	-	-				
12/28	at Buffalo	-	-	-	-	-	-	-	-	-	-	-	-	-	-	-	-	-	-	-	-	-	-	-	-	-	-	-	-	-	-	-	-	-	-	-				
Regular Season Totals		16	9	7	0.0	0.0	1	0	0	0	0	0	0	15	13	2	0.0	0.0	0	0	0	0	2	0	2	6	45	27	18	0.0	0.0	2	1	0	2	1	0	0		
Career Totals		252	156	96	25.0	162.0	12.0	0	0	4	8	5	1	15	13	2	0.0	0.0	NA	0	0	0	2	0	2	6	1211	923	288	30.5	236.5	NA	34	361	115	15	7	57		
Date	Opponent	Ellis Hobbs													Larry Izzo													Jerod Mayo												
		TT	UT	A	S	Yds	QH	Int	Yds	PD	FF	FR	SpT	TT	UT	A	S	Yds	QH	Int	Yds	PD	FF	FR	SpT	TT	UT	A	S	Yds	QH	Int	Yds	PD	FF	FR	SpT			
09/07	Kansas City	3	3	0	1.0	6.0	-	1	3	1	-	-	2	-	-	-	-	-	-	-	-	-	-	-	-	7	6	1	-	-	-	-	-	-	-	-	-	-		
09/14	at New York Jets	2	2	0	-	-	-	-	2	-	-	-	-	-	-	-	-	-	-	-	-	-	-	-	-	9	6	3	-	-	-	-	-	-	-	-	-			
09/21	Miami	4	3	1	-	-	-	-	-	-	-	-	-	-	-	-	-	-	-	-	-	-	-	-	14	8	6	-	-	-	-	-	-	-	-	-	-			
10/05	at San Francisco	3	3	0	-	-	-	-	-	-	-	-	-	-	-	-	-	-	-	-	-	-	1	4	3	1	-	-	-	-	-	-	-	-	-	-	-			
10/12	at San Diego	4	4	0	-	-	-	-	-	1	-	-	-	-	-	-	-	-	-	-	-	-	1	6	3	3	-	-	-	-	-	-	-	-	-	-	1			
10/20	Denver	1	1	0	-	-	-	-	2	-	-	-	-	-	-	-	-	-	-	-	-	-	1	11	7	4	-	-	-	-	-	-	-	-	1	-	-			
10/26	St. Louis	4	4	-	-	-	-	-	1	-	-	-	-	-	-	-	-	-	-	-	-	-	-	-	4	1	3	-	-	-	-	-	-	-	-	-	-			
11/02	at Indianapolis	1	1	0	-	-	-	-	-	-	-	-	-	-	-	-	-	-	-	-	-	-	2	10	4	6	-	-	-	-	-	-	1	-	-	-				
11/09	Buffalo	3	3	0	-	-	-	1	4	1	-	-	-	-	-	-	-	-	-	-	-	-	-	-	6	3	3	-	-	-	-	-	-	1	-	-				
11/13	New York Jets	3	2	1	-	-	-	-	-	-	-	-	-	-	-	-	-	-	-	-	-	-	1	23	17	6	-	-	-	-	-	-	-	1	-	-				
11/23	at Miami	-	-	-	-	-	-	-	-	-	-	-	-	-	-	-	-	-	-	-	-	-	-	-	-	-	-	-	-	-	-	-	-	-	-					
11/30	Pittsburgh	-	-	-	-	-	-	-	-	-	-	-	-	-	-	-	-	-	-	-	-	-	-	-	-	-	-	-	-	-	-	-	-	-	-					
12/07	at Seattle	-	-	-	-	-	-	-	-	-	-	-	-	-	-	-	-	-	-	-	-	-	-	-	-	-	-	-	-	-	-	-	-	-	-					
12/14	at Oakland	-	-	-	-	-	-	-	-	-	-	-	-	-	-	-	-	-	-	-	-	-	-	-	-	-	-	-	-	-	-	-	-	-	-					
12/21	at Arizona	-	-	-	-	-	-	-	-	-	-	-	-	-	-	-	-	-	-	-	-	-	-	-	-	-	-	-	-	-	-	-	-	-	-					
12/28	at Buffalo	-	-	-	-	-	-	-	-	-	-	-	-	-	-	-	-	-	-	-	-	-	-	-	-	-	-	-	-	-	-	-	-	-	-					
Regular Season Totals		42	29	13	0.0	0.0	0	3	6	5	0	0	2	23	22	1	0.0	0.0	0	3	49	4	0	0	0	3	94	58	36	0.0	0.0	0	0	0	0	3	0	1		
Career Totals		179	151	28	2.0	15.0	NA	8	94	38	1	4	10	18	17	1	0.0	0.0	NA	1	0	3	1	2	249	94	58	36	0.0	0.0	0	0	0	0	3	0	1			
Date	Opponent	Brandon Meriweather													Delta O'Neal													Mike Richardson												
		TT	UT	A	S	Yds	QH	Int	Yds	PD	FF	FR	SpT	TT	UT	A	S	Yds	QH	Int	Yds	PD	FF	FR	SpT	TT	UT	A	S	Yds	QH	Int	Yds	PD	FF	FR	SpT			

TABULATED FROM COACHING GRADES DURING THE REGULAR SEASON (LISTED ALPHABETICALLY)

Other Defensive Statistics:

Special Teams		Aiken			Evans			Hanson			Slater			Washington		
Date	Opponent	TT	UT	A	TT	UT	A	TT	UT	A	TT	UT	A	TT	UT	A
09/07	Kansas City	-	-	-	-	-	-	-	-	-	2	0	2	2	2	0
09/14 at	New York Jets	-	-	-	-	-	-	-	-	-	-	-	-	-	-	-
09/21	Miami	2	0	2	1	0	1	-	-	-	-	-	-	-	-	-
10/05 at	San Francisco	-	-	-	-	-	-	1	0	1	-	-	-	-	-	-
10/12 at	San Diego	-	-	-	-	-	-	1	1	0	-	-	-	-	-	-
10/20	Denver	1	0	1	-	-	-	-	-	-	1	0	1	-	-	-
10/26	St. Louis	-	-	-	-	-	-	-	-	-	-	-	-	2	1	1
11/02 at	Indianapolis	-	-	-	-	-	-	-	-	-	-	-	-	1	1	0
11/09	Buffalo	2	1	1	-	-	-	-	-	-	1	-	1	-	-	-
11/13	New York Jets	1	0	1	-	-	-	-	-	-	1	1	0	-	-	-
11/23 at	Miami															
11/30	Pittsburgh															
12/07 at	Seattle															
12/14 at	Oakland															
12/21	Arizona															
12/28 at	Buffalo															
Regular Season Totals		6	1	5	1	0	1	2	1	1	5	1	4	5	4	1

Other Special Teams Statistics:

NEW ENGLAND PATRIOTS 2008 STATS PACK

GAME-BY-GAME INDIVIDUAL SPECIAL TEAMS STATS

KICKING		Stephen Gostkowski							
		2008 Kicking Totals							
Date	Opponent	XP	XPA	%	FG	FGA	Blk	%	PTS
09/07	Kansas City	2	2	100%	1	1	0	100%	5
09/14 at	New York Jets	1	1	100%	4	4	0	100%	13
09/21	Miami	1	1	100%	2	2	0	100%	7
10/05 at	San Francisco	3	3	100%	3	3	0	100%	12
10/12 at	San Diego	1	1	100%	1	2	0	50%	4
10/20	Denver	5	5	100%	2	2	0	100%	11
10/26	St. Louis	2	2	100%	3	3	0	100%	11
11/02 at	Indianapolis	0	0	0%	3	3	0	100%	9
11/09	Buffalo	2	2	100%	2	3	0	67%	8
11/13	New York Jets	2	2	100%	3	3	0	100%	11
11/23 at	Miami								
11/30	Pittsburgh								
12/07 at	Seattle								
12/14 at	Oakland								
12/21	Arizona								
12/28 at	Buffalo								
Regular Season Totals		19	19	100%	24	26	0	92.3%	91
Career Totals		136	137	99%	65	76	1	85.5%	331

PUNTING		Chris Hanson							
		2008 Punting Totals							
Date	Opponent	No.	Yds	Avg	Net	TB	In 20	Lg	B
09/07	Kansas City	4	202	50.5	38.8	2	1	70	0
09/14 at	New York Jets	3	150	50.0	36.7	2	0	59	0
09/21	Miami	3	121	40.3	37.0	0	1	48	0
10/05 at	San Francisco	4	142	35.5	27.3	1	1	50	0
10/12 at	San Diego	5	212	42.4	32.4	0	2	53	0
10/20	Denver	3	117	39.0	36.3	0	3	55	0
10/26	St. Louis	3	149	49.7	29.7	3	0	57	0
11/02 at	Indianapolis	1	64	64.0	62.0	0	1	64	0
11/09	Buffalo	2	83	41.5	41.5	0	2	46	0
11/13	New York Jets	4	176	44.0	44.0	0	2	51	0
11/23 at	Miami								
11/30	Pittsburgh								
12/07 at	Seattle								
12/14 at	Oakland								
12/21	Arizona								
12/28 at	Buffalo								
Regular Season Totals		32	1416	44.3	36.4	8	13	70	0
Career Totals		504	21584	42.8	35.9	64	162	74	4

PUNT RETURNS		Kevin Faulk						Deltha O'Neal						Wes Welker					
		Punt Returns						Punt Returns						Punt Returns					
Date	Opponent	No	FC	Yds	Avg	LG	TD	No	FC	Yds	Avg	LG	TD	No	FC	Yds	Avg	LG	TD
09/07	Kansas City			NFL Suspension				2	1	2	1.0	2	0						
09/14 at	New York Jets	3	0	53	17.7	24	0	-	-	-	-	-	-	-	-	-	-	-	-
09/21	Miami	2	2	34	17.0	19	0	-	-	-	-	-	-	-	-	-	-	-	-
10/05 at	San Francisco	2	1	19	9.5	13	0	-	-	-	-	-	-	-	-	-	-	-	-
10/12 at	San Diego	0	1	0	0.0	0	0	-	-	-	-	-	-	-	-	-	-	-	-
10/20	Denver	0	1	0	0.0	0	0	-	-	-	-	-	-	3	0	63	21.0	44	0
10/26	St. Louis	-	-	-	-	-	-	-	-	-	-	-	-	3	1	30	10.0	13	0
11/02 at	Indianapolis	-	-	-	-	-	-	-	-	-	-	-	-	2	0	24	12.0	15	0
11/09	Buffalo	0	3	0	0.0	0	0	-	-	-	-	-	-	1	0	10	10.0	10	0
11/13	New York Jets	0	1	0	0.0	0	0	-	-	-	-	-	-	3	1	14	4.7	10	0
11/23 at	Miami																		
11/30	Pittsburgh																		
12/07 at	Seattle																		
12/14 at	Oakland																		
12/21	Arizona																		
12/28 at	Buffalo																		
Regular Season Totals		7	9	106	15.1	24	0	2	1	2	1.0	2	0	12	2	141	11.8	44	0
Career Totals		91	51	875	9.6	43	0	138	46	1370	9.9	861	2	164	73	1622	9.9	71	0

KICKOFF RETURNS		Kevin Faulk					Ellis Hobbs					Matthew Slater					Wes Welker				
		Kickoff Returns					Kickoff Returns					Kickoff Returns					Kickoff Returns				
Date	Opponent	No	Yds	Avg	LG	TD	No	Yds	Avg	LG	TD	No	Yds	Avg	LG	TD	No	Yds	Avg	LG	TD
09/07	Kansas City			NFL Suspension			2	70	35.0	51	0	1	0	0.0	0	0	-	-	-	-	-
09/14 at	New York Jets	-	-	-	-	-	2	53	26.5	32	0	-	-	-	-	-	-	-	-	-	-
09/21	Miami	1	11	11.0	11	0	6	237	39.5	81	0	-	-	-	-	-	-	-	-	-	-
10/05 at	San Francisco	-	-	-	-	-	3	84	28.0	35	0	1	18	18.0	18	0	-	-	-	-	-
10/12 at	San Diego	-	-	-	-	-	4	79	19.8	21	0	3	71	23.7	31	0	-	-	-	-	-
10/20	Denver	-	-	-	-	-	1	18	18.0	18	0	1	28	28.0	28	0	-	-	-	-	-
10/26	St. Louis	-	-	-	-	-	3	95	31.7	49	0						1	26	26.0	26	0
11/02 at	Indianapolis	-	-	-	-	-	4	96	24.0	34	0						-	-	-	-	-
11/09	Buffalo	-	-	-	-	-	1	13	13.0	13	0	-	-	-	-	-	-	-	-	-	-
11/13	New York Jets	-	-	-	-	-	5	135	27.0	31	0	1	0	0.0	0	0	-	-	-	-	-
11/23 at	Miami																				
11/30	Pittsburgh																				
12/07 at	Seattle																				
12/14 at	Oakland																				
12/21	Arizona																				
12/28 at	Buffalo																				
Regular Season Totals		1	11	11.0	11	0	31	880	28.4	81	0	7	117	16.7	31	0	1	26	26.0	26	0
Career Totals		174	3929	22.6	95	2	91	2512	27.6	1081	2	7	117	16.7	31	0	178	4060	22.8	951	1

NEW ENGLAND PATRIOTS 2008 STATS PACK
GAME-BY-GAME OPPONENT STATS

		Opponent Passing Leaders											
Date	Opponent	Leader	Att	Cmp	Yds	Pct	TD	Lg	Int	S	Yds	Rating	
09/07	Kansas City	Damon Huard	12	8	118	.666	1	68	1	3	14	91.7	
09/14 at	New York Jets	Brett Favre	26	18	181	.692	1	54	1	2	29	85.6	
09/21	Miami	Chad Pennington	20	17	226	.850	0	33	0	0	0	113.8	
10/05 at	San Francisco	J.T. O'Sullivan	29	14	130	.483	3	38	3	1	8	55.9	
10/12 at	San Diego	Philip Rivers	27	18	306	.667	3	59	0	0	0	141.9	
10/20	Denver	Jay Cutler	26	17	168	.654	1	20	2	2	13	64.3	
10/26	St. Louis	Marc Bulger	34	18	304	.529	1	69t	1	4	33	80.6	
11/02 at	Indianapolis	Peyton Manning	29	21	254	.724	2	26	0	0	0	121.9	
11/09	Buffalo	Trent Edwards	23	13	120	.565	1	15	2	2	12	49.2	
11/13	New York Jets	Brett Favre	33	26	258	.788	2	20	0	3	23	119.4	
11/23 at	Miami												
11/30	Pittsburgh												
12/07 at	Seattle												
12/14 at	Oakland												
12/21	Arizona												
12/28 at	Buffalo												

		Opponent Receiving Leaders														
Date	Opponent	By	Receptions	No	Yds	Avg	Lg	TD	By	Rec.	Yards	No	Yds	Avg	Lg	TD
09/07	Kansas City	Tony	Gonzalez	6	55	9.2	20	0	Devard	Darling		1	68	68.0	68	0
09/14 at	New York Jets	Chansi	Stuckey	4	43	10.8	28	0	Laveranues	Coles		3	72	24.0	54	0
		Leon	Washington	4	22	5.5	13	0								
09/21	Miami	Ted	Ginn Jr.	5	49	9.8	18	0	Anthony	Fasano		3	66	22.0	24	1
10/05 at	San Francisco	Frank	Gore	4	24	6.0	16t	1	Isaac	Bruce		3	49	16.3	38	2
10/12 at	San Diego	Vincent	Jackson	5	134	26.8	59	1	Vincent	Jackson		5	134	26.8	59	1
10/20	Denver	Eddie	Royal	9	71	7.9	13	0	Brandon	Marshall		6	77	12.8	20	0
10/26	St. Louis	Donnie	Avery	6	163	27.2	69	1	Donnie	Avery		6	163	27.2	69	1
11/02 at	Indianapolis	Reggie	Wayne	5	65	13.0	17	0	Reggie	Wayne		5	65	13.0	17	0
11/09	Buffalo	Roscoe	Parrish	4	31	7.8	14	0	Roscoe	Parrish		4	31	7.8	14	0
11/13	New York Jets	Dustin	Keller	8	87	10.9	20	0	Dustin	Keller		8	87	10.9	20	0
									Jerricho	Cotchery		5	87	17.4	46	1
11/23 at	Miami															
11/30	Pittsburgh															
12/07 at	Seattle															
12/14 at	Oakland															
12/21	Arizona															
12/28 at	Buffalo															

		Rushing						
Date	Opponent	By	Yards	No	Yds	Avg	Lg	TD
09/07	Kansas City	Larry	Johnson	22	74	3.4	22	0
09/14 at	New York Jets	Thomas	Jones	17	70	4.1	16	0
09/21	Miami	Ronnie	Brown	17	113	6.6	62t	4
10/05 at	San Francisco	Frank	Gore	12	54	4.5	16	0
10/12 at	San Diego	LaDainian	Tomlinson	20	74	3.7	27	0
10/20	Denver	Michael	Pittman	20	88	4.4	13	0
10/26	St. Louis	Antonio	Pittman	19	83	4.4	18	0
11/02 at	Indianapolis	Joseph	Addai	17	32	1.9	5	0
11/09	Buffalo	Marshawn	Lynch	14	46	3.3	8	0
11/13	New York Jets	Thomas	Jones	30	104	3.5	13	1
11/23 at	Miami							
11/30	Pittsburgh							
12/07 at	Seattle							
12/14 at	Oakland							
12/21	Arizona							
12/28 at	Buffalo							

NEW ENGLAND PATRIOTS 2008 STATS PACK
GAME-BY-GAME STARTERS

2008 OFFENSIVE STARTERS BY GAME												
Date	Opponent	WR	LT	LG	C	RG	RT	TE	WR	QB	RB	FB
09/07	Kansas City	Welker	Light	Mankins	Koppen	Yates	Kaczur	D. Thomas	Moss	Brady	Maroney	Gaffney (WR)
09/14 at	New York Jets	Welker	Light	Mankins	Koppen	Yates	Kaczur	D. Thomas	Moss	Cassel	Maroney	Evans
09/21	Miami	Welker	Light	Mankins	Koppen	Yates	Kaczur	D. Thomas	Moss	Cassel	Morris	Gaffney (WR)
10/05 at	San Francisco	Welker	Light	Mankins	Koppen	Yates	Kaczur	Watson	Moss	Cassel	Maroney	Gaffney (WR)
10/12 at	San Diego	Welker	Light	Mankins	Koppen	Yates	Kaczur	D. Thomas	Moss	Cassel	Morris	Evans
10/20	Denver	Welker	Light	Mankins	Koppen	Yates	LeVoi	D. Thomas	Moss	Cassel	Morris	Evans
10/26	St. Louis	Welker	Light	Mankins	Koppen	Yates	LeVoi	Watson	Moss	Cassel	Green-Ellis	D. Thomas (TE)
11/02 at	Indianapolis	Welker	Light	Mankins	Koppen	Neal	Kaczur	Watson	Moss	Cassel	Green-Ellis	Gaffney (WR)
11/09	Buffalo	Welker	Light	Mankins	Koppen	Neal	Kaczur	Gaffney (WR)	Moss	Cassel	Faulk	Aiken (WR)
11/13	New York Jets	Welker	Light	Mankins	Koppen	Neal	Kaczur	Watson	Moss	Cassel	Green-Ellis	D. Thomas (TE)
11/23 at	Miami											
11/30	Pittsburgh											
12/07 at	Seattle											
12/14 at	Oakland											
12/21	Arizona											
12/28 at	Buffalo											
2008 DEFENSIVE STARTERS BY GAME												
Date	Opponent	LE	NT	RE	LOLB	LILB	RILB	ROLB	LCB	RCB	SS	FS
09/07	Kansas City	Warren	Wilfork	Seymour	Vrabel	Mayo	Bruschi	A. Thomas	L. Sanders	Hobbs	Harrison	J. Sanders
09/14 at	New York Jets	Warren	Wilfork	Seymour	Vrabel	Mayo	Bruschi	A. Thomas	O'Neal	Hobbs	Harrison	J. Sanders
09/21	Miami	Warren	Wilfork	Seymour	Vrabel	Mayo	Bruschi	A. Thomas	O'Neal	Hobbs	Harrison	J. Sanders
10/05 at	San Francisco	Warren	Wilfork	Seymour	Vrabel	Mayo	Bruschi	A. Thomas	O'Neal	Hobbs	Harrison	J. Sanders
Date	Opponent	LE	LDT	RDT	RE	LB	LB	NICKEL	LCB	RCB	SS	FS
10/12 at	San Diego	Warren	Wilfork	Seymour	Green	Mayo	A. Thomas	Meriweather	O'Neal	Hobbs	Harrison	J. Sanders
Date	Opponent	LE	NT	RE	LB	LB	OLB	NICKEL	LCB	RCB	SS	FS
10/20	Denver	Warren	Wilfork	Seymour	Mayo	Bruschi	A. Thomas	L. Sanders	O'Neal	Hobbs	Harrison	J. Sanders
Date	Opponent	LE	NT	RE	LOLB	LILB	RILB	ROLB	LCB	RCB	SS	FS
10/26	St. Louis	Warren	Wilfork	Seymour	Vrabel	Bruschi	Mayo	A. Thomas	O'Neal	Hobbs	Meriweather	J. Sanders
11/02 at	Indianapolis	Warren	Wilfork	Seymour	Vrabel	Mayo	Bruschi	A. Thomas	Wheatley	Hobbs	Meriweather	J. Sanders
11/09 at	Buffalo	Warren	Wilfork	Seymour	Vrabel	Mayo	Bruschi	A. Thomas	O'Neal	Hobbs	Meriweather	J. Sanders
11/13 at	New York Jets	Wright	Wilfork	Seymour	Vrabel	Mayo	Bruschi	Woods	O'Neal	Hobbs	Meriweather	J. Sanders
11/23 at	Miami											
11/30	Pittsburgh											
12/07 at	Seattle											
12/14 at	Oakland											
12/21	Arizona											
12/28 at	Buffalo											

NEW ENGLAND PATRIOTS 2008 STATS PACK

PATRIOTS PARTICIPATION

	Regular Season																									
Player	GP	GS	DNP	INA	KC	at NYJ	MIA	at SF	at SD	DEN	SL	at IND	BUF	NYJ	at MIA	PIT	at SEA	at OAK	ARZ	at BUF						
Aiken, Sam	8	1	0	2	X	X	sub	sub	sub	sub	sub	sub	WR	sub												
Alexander, Eric	1	0	0	9	sub	X	X	X	X	X	X	X	X	X												
Brady, Tom	1	1	0	0	QB	Placed on Injured Reserve 9/8/08																				
Britt, Wesley	2	0	0	8	X	X	X	X	X	sub	sub	X	X	X												
Bruschi, Tedy	10	9	0	0	ILB	ILB	ILB	ILB	sub	LB	LB	ILB	ILB	ILB												
Cassel, Matt	10	9	0	0	sub	QB	QB	QB	QB	QB	QB	QB	QB	QB												
Connolly, Dan	0	0	0	5	X	X	X	X	X	Released 10/20/08																
Crable, Shawn	0	0	0	8	X	X	X	X	X	X	X	X	Placed on Injured Reserve 11/05/08													
Eckel, Kyle	0	0	0	1	9/15		X	Released 9/22/08																		
Evans, Heath	10	3	0	0	sub	FB	sub	sub	FB	FB	sub	sub	sub	sub												
Faulk, Kevin	9	1	0	0	NS	sub	sub	sub	sub	sub	sub	sub	sub	RB	sub											
Gaffney, Jabar	10	5	0	0	WR	sub	WR	WR	sub	sub	sub	WR	WR	sub												
Gostkowski, Stephen	10	0	0	0	sub	sub	sub	sub	sub	sub	sub	sub	sub	sub												
Green, Jarvis	8	1	0	2	sub	sub	sub	sub	RE	X	X	sub	sub	sub												
Green-Ellis, BenJarvus	6	3	0	0	Signed 9/11/08				sub	sub	RB	RB	sub	RB												
Gutierrez, Matt	0	0	1	7	9/12	X	X	X	X	X	DNP	X	X	X												
Guyton, Gary	10	0	0	0	sub	sub	sub	sub	sub	sub	sub	sub	sub	sub												
Hanson, Chris	10	0	0	0	sub	sub	sub	sub	sub	sub	sub	sub	sub	sub												
Harrison, Rodney	6	6	0	0	SS	SS	SS	SS	SS	SS	Placed on Injured Reserve 10/22/08															
Hobbs, Ellis	10	10	0	0	RCB	RCB	RCB	RCB	RCB	RCB	RCB	RCB	RCB	RCB												
Hochstein, Russ	9	0	1	0	DNP	sub	sub	sub	sub	sub	sub	sub	sub	sub												
Izzo, Larry	10	0	0	0	sub	sub	sub	sub	sub	sub	sub	sub	sub	sub												
Jones, C.J.	0	0	0	1	X	Released 9/13/08																				
Jordan, LaMont	4	0	0	6	sub	sub	sub	sub	X	X	X	X	X	X												
Kaczur, Nick	8	8	0	2	RT	RT	RT	RT	RT	X	X	RT	RT	RT												
Koppen, Dan	10	10	0	0	C	C	C	C	C	C	C	C	C	C												
LeVoi, Mark	10	2	0	0	sub	sub	sub	sub	sub	RT	RT	sub	sub	sub												
Light, Matt	10	10	0	0	LT	LT	LT	LT	LT	LT	LT	LT	LT	LT												
Mankins, Logan	10	10	0	0	LG	LG	LG	LG	LG	LG	LG	LG	LG	LG												
Maroney, Laurence	3	3	0	2	RB	RB	X	RB	X	Placed on Injured Reserve 10/20/08																
Mayo, Jerod	10	10	0	0	ILB	ILB	ILB	ILB	ILB	LB	LB	ILB	ILB	ILB												
Meriweather, Brandon	10	5	0	0	sub	sub	sub	sub	DB	sub	SS	SS	SS	SS												
Morris, Sammy	7	3	0	3	sub	sub	RB	sub	RB	RB	X	X	X	sub												
Moss, Randy	10	10	0	0	WR	WR	WR	WR	WR	WR	WR	WR	WR	WR												
Neal, Stephen	5	3	0	0	Activated 10/20/08						sub	sub	RG	RG	RG											
O'Connell, Kevin	1	0	8	1	X	DNP	sub	DNP	DNP	DNP	DNP	DNP	DNP	DNP												
O'Neal, Deltha	10	8	0	0	sub	LCB	LCB	LCB	LCB	LCB	LCB	sub	sub	LCB	LCB											
Paxton, Lonie	10	0	0	0	sub	sub	sub	sub	sub	sub	sub	sub	sub	sub												
Price, Maurice	0	0	0	1	Signed 9/24			X	Released 10/11/08																	
Richardson, Mike	5	0	0	0	Signed 10/20/08						sub	sub	sub	sub	sub											
Sanders, James	10	10	0	0	FS	FS	FS	FS	FS	FS	FS	FS	FS	FS												
Sanders, Lewis	5	2	0	5	LCB	sub	sub	X	sub	DB	X	X	X	X												
Seymour, Richard	10	10	0	0	RE	RE	RE	RE	RE	RE	RE	RE	RE	RE												
Slater, Matthew	8	0	0	2	sub	sub	sub	sub	sub	sub	X	X	sub	sub												
Smith, Le Kevin	9	0	0	1	X	sub	sub	sub	sub	sub	sub	sub	sub	sub												
Spach, Stephen	2	0	0	0	sub	sub	Released 9/15/08																			
Spann, Antwain	4	0	0	0	Signed 10/22/08							sub	sub	sub	sub											
Thomas, Adalius	9	9	0	1	OLB	OLB	OLB	OLB	OLB	OLB	OLB	OLB	OLB	X												
Thomas, David	10	7	0	0	TE	TE	TE	sub	TE	TE	TE	sub	sub	TE												
Ventrone, Ray	10	0	0	0	sub	sub	sub	sub	sub	sub	sub	sub	sub	sub												
Vrabel, Mike	10	8	0	0	OLB	OLB	OLB	OLB	sub	sub	OLB	OLB	OLB	OLB												
Warren, Ty	9	9	0	1	LE	LE	LE	LE	LE	LE	LE	LE	LE	X												
Washington, Kelley	6	0	0	4	sub	sub	X	X	X	X	sub	sub	sub	sub												
Watson, Benjamin	8	4	0	2	X	X	sub	TE	sub	sub	TE	TE	sub	TE												
Webster, Jason	2	0	0	0	Signed 11/05/08									sub	sub											
Welker, Wes	10	10	0	0	WR	WR	WR	WR	WR	WR	WR	WR	WR	WR												
Wheatley, Terrence	6	1	0	4	sub	X	sub	sub	sub	X	sub	LCB	X	X												
Wilfork, Vince	10	10	0	0	NT	NT	NT	NT	LDT	NT	NT	NT	NT	NT												
Wilhite, Jonathan	10	0	0	0	sub	sub	sub	sub	sub	sub	sub	sub	sub	sub												
Woods, Pierre	10	1	0	0	sub	sub	sub	sub	sub	sub	sub	sub	sub	OLB												
Wright, Mike	10	1	0	0	sub	sub	sub	sub	sub	sub	sub	sub	sub	LE												
Yates, Billy	7	7	2	1	RG	RG	RG	RG	RG	RG	RB	DNP	X	DNP												
Totals	438	220	12	79																						

X - inactive / CAPS - starters / sub - played / DNP - did not play/ NS - NFL Suspension

NEW ENGLAND PATRIOTS 2008 STATS PACK

LONGEST PLAYS - REGULAR SEASON

bold indicates touchdown on the play

PATRIOTS COMPLETIONS OVER 20 YARDS					
YDS	RECEIVER	PASSER	QTR	DATE	OPPONENT
66	Randy Moss	Cassel	1	10/5/2008	San Francisco
51	Randy Moss	Cassel	2	9/7/2008	Kansas City
43	Sam Aiken	Cassel	2	11/13/2008	New York Jets
30	Randy Moss	Cassel	2	10/26/2008	St. Louis
29	Ben Watson	Cassel	1	10/20/2008	Denver
29	Wes Welker	Cassel	3	11/13/2008	New York Jets
28	Randy Moss	Brady	1	9/7/2008	Kansas City
28	Sammy Morris	Cassel	3	10/12/2008	San Diego
27	Wes Welker	Cassel	3	10/20/2008	Denver
27	Wes Welker	Cassel	2	11/9/2008	Buffalo
27	Randy Moss	Cassel	3	10/20/2008	Denver
26	Wes Welker	Cassel	1	9/14/2008	New York Jets
23	Randy Moss	Cassel	2	10/26/2008	St. Louis
22	Kevin Faulk	Cassel	3	9/14/2008	New York Jets
21	Wes Welker	Cassel	1	11/9/2008	Buffalo
20	Wes Welker	Cassel	3	10/5/2008	San Francisco
20	Wes Welker	Cassel	3	10/26/2008	St. Louis
20	Randy Moss	Cassel	4	11/2/2008	Indianapolis

OPPONENT COMPLETIONS OVER 20 YARDS					
#	YDS	RECEIVER	PASSER	QTR	DATE OPPONENT
1	69	Donnie Avery	Bulger	2	10/26/2008 St. Louis
2	68	Devard Darling	Huard	4	9/7/2008 Kansas City
3	59	Vincent Jackson	Rivers	3	10/12/2008 San Diego
4	54	Laveranues Coles	Favre	2	9/14/2008 New York Jets
5	49	Malcom Floyd	Rivers	1	10/12/2008 San Diego
6	48	Vincent Jackson	Rivers	1	10/12/2008 San Diego
7	46	Jerricho Cotchery	Favre	2	11/13/2008 New York Jets
8	44	Donnie Avery	Bulger	3	10/26/2008 St. Louis
9	38	Isaac Bruce	O'Sullivan	1	10/5/2008 San Francisco
10	35	Donnie Avery	Bulger	1	10/26/2008 St. Louis
11	33	Greg Carmarillo	Pennington	2	9/21/2008 Miami
12	28	Chansi Stuckey	Favre	3	9/14/2008 New York Jets
13	28	LaDainian Tomlinson	Rivers	4	10/12/2008 San Diego
14	27	Keenan Burton	Bulger	2	10/26/2008 St. Louis
15	26	Marvin Harrison	Manning	2	11/2/2008 Indianapolis
16	24	Anthony Gonzalez	Manning	4	11/2/2008 Indianapolis
17	24	Anthony Fasano	Pennington	1	9/21/2008 Miami
18	23	Anthony Fasano	Pennington	1	9/21/2008 Miami
19	22	Antonio Gates	Rivers	3	10/12/2008 San Diego
20	21	David Martin	Pennington	2	9/21/2008 Miami
21	20	Tony Gonzalez	Croyle	2	9/7/2008 Kansas City
22	20	Jerricho Cotchery	Favre	1	9/14/2008 New York Jets
23	20	Brandon Marshall	Cutler	3	10/20/2008 Denver
24	20	Dallas Clark	Manning	4	11/2/2008 Indianapolis
25	20	Dustin Keller	Favre	1	11/13/2008 New York Jets

INTERCEPTION RETURNS OVER 20 YARDS					
YDS	RETURNER	PASSER	QTR	DATE	OPPONENT
47	Deltha O'Neal	Bulger	4	10/26/2008	St. Louis

OPPONENT INTERCEPTION RETURNS OVER 20 YARDS					
#	YDS	RETURNER	PASSER	QTR	DATE OPPONENT
1					

FUMBLE RETURNS OVER 20 YARDS					
YDS	RETURNER	FROM	QTR	DATE	OPPONENT

OPPONENT FUMBLE RETURNS OVER 20 YARDS						
#	YDS	RETURNER	FROM	QTR	DATE	OPPONENT
1						

BLOCKED KICK/PUNT RETURN OVER 20 YARDS					
YDS	RETURNER	FROM	QTR	DATE	OPPONENT

BLOCKED KICK/PUNT RETURN OVER 20 YARDS						
#	YDS	RETURNER	FROM	QTR	DATE	OPPONENT
1						

NEW ENGLAND PATRIOTS 2008 STATS PACK
LONGEST PLAYS - REGULAR SEASON (CONT.)
bold indicates touchdown on the play

PATRIOTS RUSHES OVER 10 YARDS					OPPONENTS RUSHES OVER 10 YARDS					
YDS	RUSHER	QTR	DATE	OPPONENT	#	YDS	RUSHER	QTR	DATE	OPPONENT
34	Sammy Morris	2	10/20/2008	Denver	1	62	Ronnie Brown	4	9/21/2008	Miami
29	Sammy Morris	2	10/20/2008	Denver	2	28	Ricky Williams	2	9/21/2008	Miami
22	Sammy Morris	2	9/7/2008	Kansas City	3	27	LaDainian Tomlinson	3	10/12/2008	San Diego
20	Sammy Morris	2	10/20/2008	Denver	4	22	Ricky Williams	4	9/21/2008	Miami
20	Kevin Faulk	3	11/13/2008	New York Jets	5	22	Larry Johnson	3	9/7/2008	Kansas City
19	Wes Welker	1	9/21/2008	Miami	6	18	Antonio Pittman	2	10/26/2008	St. Louis
19	Matt Cassel	2	11/13/2008	New York Jets	7	17	Antonio Pittman	4	10/26/2008	St. Louis
17	Laurence Maroney	3	9/7/2008	Kansas City	8	17	Brad Smith	1	11/13/2008	New York Jets
17	Sammy Morris	1	9/21/2008	Miami	9	17	Leon Washington	2	9/14/2008	New York Jets
17	Matt Cassel	4	11/13/2008	New York Jets	10	16	Thomas Jones	1	9/14/2008	New York Jets
16	Kevin Faulk	4	10/20/2008	Denver	11	16	Thomas Jones	4	9/14/2008	New York Jets
16	Kevin Faulk	4	10/20/2008	Denver	12	16	Frank Gore	1	10/5/2008	San Francisco
15	Kevin Faulk	4	10/20/2008	Denver	13	15	Ronnie Brown	2	9/21/2008	Miami
15	BenJarvus Green-Ellis	3	10/20/2008	Denver	14	13	Thomas Jones	1	11/13/2008	New York Jets
15	Kevin Faulk	3	11/2/2008	Indianapolis	15	12	Antonio Pittman	2	10/26/2008	St. Louis
14	Sammy Morris	1	10/5/2008	San Francisco	16	11	Jamaal Charles	1	9/7/2008	Kansas City
14	Sammy Morris	1	10/20/2008	Denver	17	11	Leon Washington	2	9/14/2008	New York Jets
14	Kevin Faulk	4	10/26/2008	St. Louis	18	11	LaDainian Tomlinson	1	10/12/2008	San Diego
13	Matt Cassel	1	11/9/2008	Buffalo	19	11	Thomas Jones	4	11/13/2008	New York Jets
13	BenJarvus Green-Ellis	4	11/9/2008	Buffalo	20					
12	Sammy Morris	3	9/7/2008	Kansas City	21					
12	BenJarvus Green-Ellis	3	11/9/2008	Buffalo	22					
12	Matt Cassel	2	11/13/2008	New York Jets	23					
11	LaMont Jordan	4	9/14/2008	New York Jets	24					
11	Matt Cassel	2	10/26/2008	St. Louis	25					
11	BenJarvus Green-Ellis	3	11/9/2008	Buffalo	26					
10	Sammy Morris	3	10/5/2008	San Francisco	27					
10	Kevin Faulk	2	10/5/2008	San Francisco	28					
10	Sammy Morris	1	10/20/2008	Denver	29					
10	BenJarvus Green-Ellis	4	10/20/2008	Denver	30					
10	BenJarvus Green-Ellis	4	10/20/2008	Denver	31					
10	BenJarvus Green-Ellis	2	11/2/2008	Indianapolis	32					
10	BenJarvus Green-Ellis	2	11/9/2008	Buffalo	33					

PATs KICKOFF RETURNS OVER 30 YARDS					OPPONENTS KO RETURNS OVER 30 YARDS					
YDS	RETURNER	QTR	DATE	OPPONENT	#	YDS	RETURNER	QTR	DATE	OPPONENT
81	Ellis Hobbs	3	9/21/2008	Miami	1	92	Leon Washington	2	11/13/2008	New York Jets
51	Ellis Hobbs	4	9/7/2008	Kansas City	2	85	Leodis McKelvin	4	11/9/2008	Buffalo
50	Ellis Hobbs	1	9/21/2008	Miami	3	41	Dante Hall	1	10/26/2008	St. Louis
49	Ellis Hobbs	4	10/26/2008	St. Louis	4	39	Pierre Garcon	1	10/5/2008	San Francisco
35	Ellis Hobbs	1	10/5/2008	San Francisco	5	37	Leon Washington	1	11/13/2008	New York Jets
34	Ellis Hobbs	1	11/2/2008	Indianapolis	6	34	Allen Rossum	1	10/5/2008	San Francisco
33	Ellis Hobbs	4	10/5/2008	San Francisco	7	31	B.J. Sams	2	9/7/2008	Kansas City
32	Ellis Hobbs	2	9/14/2008	New York Jets	8	31	Leodis McKelvin	3	11/9/2008	Buffalo
31	Ellis Hobbs	4	9/14/2008	Miami	9	30	Leon Washington	1	11/13/2008	New York Jets
31	Matthew Slater	4	10/12/2008	San Diego	10					
31	Ellis Hobbs	2	11/13/2008	New York Jets	11					
31	Ellis Hobbs	4	11/13/2008	New York Jets	12					
30	Ellis Hobbs	2	9/14/2008	Miami	13					

PATS PUNT RETURNS OVER 20 YARDS					OPPONENTS PUNT RETURNS OVER 20 YARDS					
YDS	RETURNER	QTR	DATE	OPPONENT	#	YDS	RETURNER	QTR	DATE	OPPONENT
44	Wes Welker	3	10/20/2008	Denver	1	28	Darren Sproles	1	10/12/2008	San Diego
24	Kevin Faulk	3	9/14/2008	New York Jets	2	22	Darren Sproles	2	10/12/2008	San Diego

NEW ENGLAND PATRIOTS 2008 STATS PACK

RED ZONE

2008 NEW ENGLAND PATRIOTS											
RED ZONE STATISTICS "INSIDE THE 20"											
Date	Opponent	Score NE	Opp	Drives In Red Zone	Scores	Scoring %	TDs	TD %	FGs	T.O.s	Scoring Drives 20+
09/07	Kansas City	17	10	3	3	100.0%	2	66.7%	1	0	0
09/14 at	New York Jets	19	10	5	5	100.0%	1	20.0%	4	0	0
09/21	Miami	13	38	3	2	66.7%	1	33.3%	1	1	1
10/05 at	San Francisco	30	21	3	3	100.0%	2	66.7%	1	0	3
10/12 at	San Diego	10	30	3	1	33.3%	1	33.3%	0	0	1
10/20	Denver	41	7	5	5	100.0%	4	80.0%	1	0	2
10/26	St. Louis	23	16	4	4	100.0%	2	50.0%	2	0	0
11/02 at	Indianapolis	15	18	4	4	100.0%	1	25.0%	3	0	0
11/09	Buffalo	20	10	4	4	100.0%	2	50.0%	2	0	0
11/13	New York Jets	31	34	4	4	100.0%	3	75.0%	1	0	2
11/23 at	Miami										
11/30	Pittsburgh										
12/07 at	Seattle										
12/14 at	Oakland										
12/21	Arizona										
12/28 at	Buffalo										
Regular Season Totals		219	194	38	35	92.1%	19	50.0%	16	1	9
2008 NEW ENGLAND PATRIOTS											
OPPONENTS RED ZONE STATISTICS "INSIDE THE 20"											
Date	Opponent	Score NE	Opp	Drives In Red Zone	Scores	Scoring %	TDs	TD %	FGs	T.O.s	Scoring Drives +20
09/07	Kansas City	17	10	2	1	50.0%	1	50.0%	0	0	1
09/14 at	New York Jets	19	10	3	2	66.7%	1	33.3%	1	0	0
09/21	Miami	13	38	4	4	100.0%	4	100.0%	0	0	2
10/05 at	San Francisco	30	21	3	3	100.0%	3	100.0%	0	0	0
10/12 at	San Diego	10	30	5	5	100.0%	2	40.0%	3	0	1
10/20	Denver	41	7	1	1	100.0%	1	100.0%	0	0	0
10/26	St. Louis	23	16	2	2	100.0%	0	0.0%	2	0	1
11/02 at	Indianapolis	15	18	2	2	100.0%	2	100.0%	0	0	1
11/09	Buffalo	20	10	2	2	100.0%	1	50.0%	1	0	0
11/13	New York Jets	31	34	5	5	100.0%	3	60.0%	2	0	1
11/23 at	Miami										
11/30	Pittsburgh										
12/07 at	Seattle										
12/14 at	Oakland										
12/21	Arizona										
12/28 at	Buffalo										
Regular Season Totals		219	194	29	27	93.1%	18	62.1%	9	0	7

NEW ENGLAND PATRIOTS 2008 STATS PACK

REGULAR SEASON RED ZONE STATISTICS

RED ZONE STATISTICS											
PATRIOTS						OPPONENTS					
Date	Opponent	Scrim.	Result	No.	Conv.	Date	Opponent	Scrim.	Result	No.	Conv.
09/07	Kansas City	KC 10	Touchdown	1	1	09/07	Kansas City	NE 13	Touchdown	1	1
		KC 5	Touchdown	2	2			NE 5	Downs	2	1
		KC 19	Field Goal	3	3			NE 13	Missed FG	3	1
09/14	New York Jets	NYJ 3	Field Goal	4	4	09/14	New York Jets	NE 3	Field Goal	4	2
		NYJ 19	Field Goal	5	5			NE 2	Touchdown	5	3
		NYJ 1	Touchdown	6	6			NE 2	Touchdown	6	4
		NYJ 9	Field Goal	7	7			NE 15	Touchdown	7	5
		NYJ 9	Field Goal	8	8			NE 5	Touchdown	8	6
09/21	Miami	MIA 16	Interception	9	8	09/21	Miami	NE 19	Touchdown	9	7
		MIA 19	Field Goal	10	9			NE 16	Touchdown	10	8
		MIA 5	Touchdown	11	10			NE 6	Touchdown	11	9
10/05	San Francisco	SF 17	Field Goal	12	11	10/05	San Francisco	NE 5	Touchdown	12	10
		SF 2	Touchdown	13	12			NE 7	Field Goal	13	11
		SF 2	Touchdown	14	13			NE 4	Touchdown	14	12
10/12	San Diego	SD 1	Downs	15	13	10/12	San Diego	NE 1	Touchdown	15	13
		SD 1	Touchdown	16	14			NE 17	Field Goal	16	14
		SD 12	End of Game	17	14			NE 5	Field Goal	17	15
10/20	Denver	DEN 13	Field Goal	18	15	10/20	Denver	NE 10	Touchdown	18	16
		DEN 4	Touchdown	19	16			NE 2	Field Goal	19	17
		DEN 13	Touchdown	20	17			NE 7	Field Goal	20	18
		DEN 6	Touchdown	21	18			NE 12	Touchdown	21	19
10/26	St. Louis	DEN 1	Touchdown	22	19	11/02	Indianapolis	NE 9	Touchdown	22	20
		SL 2	Touchdown	23	20			NE 7	Field Goal	23	21
		SL 9	Field Goal	24	21			NE 14	Touchdown	24	22
		SL 24	Field Goal	25	22			NE 7	Touchdown	25	23
		SL 15	Touchdown	26	23			NE 4	Field Goal	26	24
11/02	Indianapolis	IND 11	Field Goal	27	24	11/02	Indianapolis	NE 15	Touchdown	27	25
		IND 17	Field Goal	28	25			NE 1	Touchdown	28	26
		IND 6	Touchdown	29	26			NE 16	Field Goal	29	27
		IND 7	Field Goal	30	27						
11/09	Buffalo	BUF 13	Touchdown	31	28	11/09	Buffalo				
		BUF 14	Field Goal	32	29						
		BUF 19	Field Goal	33	30						
		BUF 1	Touchdown	34	31						
11/13	New York Jets	NYJ 13	Field Goal	35	32	11/13	New York Jets				
		NYJ 19	Touchdown	36	33						
		NYJ 10	Touchdown	37	34						
		NYJ 16	Touchdown	38	35						
<u>bold underlines denote goal-to-go situation</u>						<u>bold underlines denote goal-to-go situation</u>					

REGULAR SEASON RED ZONE DRIVES

Drives	Conversions	TDs	TD %	FGs	Points	Drives	Conversions	TDs	TD %	FGs	Points
38	35	19	50.0%	16	181	29	27	18	62.1%	2	132

REGULAR SEASON GOAL-TO-GO SITUATIONS

Drives	Conversions	TDs	TD %	FGs	Points	Drives	Conversions	TDs	TD %	FGs	Points
19	18	13	68.4%	5	106	20	19	11	55.0%	7	98

NEW ENGLAND PATRIOTS 2008 STATS PACK

REGULAR SEASON TURNOVER DIFFERENTIAL (2)

REGULAR SEASON TAKEAWAYS (15)										
Date	Opponent	Qtr.	Scrim.	Player	Turnover (Forced By)	Takeaway	Yardline	Return	Drive Results	Pts./T.O.
09/07	Kansas City	4	KC 20	Damon Huard	Interception	Ellis Hobbs	KC 38	3	Field Goal	3
09/14	New York Jets	3	NYJ 24	Brett Favre	Interception	Brandon Meriweather	NYJ 37	3	Touchdown	7
09/21	Miami			NONE						
10/05	San Francisco	1	NE 45	J.T. O'Sullivan	Interception	Brandon Meriweather	NE 4	0	Punt	0
		3	SF 21	J.T. O'Sullivan	Interception	Rodney Harrison	SF 24	0	Touchdown	7
		4	SF 40	J.T. O'Sullivan	Interception	Deltha O'Neal	NE 38	0	Punt	0
10/12	San Diego	4	SD 40	Jacob Hester	Fumble	Ty Warren	SD 46	8	Touchdown	7
10/20	Denver	1	NE 32	Andre Hall	Fumble (L.Sanders)	Le Kevin Smith	NE 32	0	Field Goal	3
		1	NE 37	Andre Hall	Fumble (Ty Warren)	Jerod Mayo	DEN 37	0	Field Goal	3
		2	DEN 40	Jay Cutler	Interception	Brandon Meriweather	NE 16	0	Touchdown	7
		2	NE 38	Patrick Ramsey	Fumble (Mike Wright)	Gary Guyton	50	7	Punt	0
		3	NE 37	Jay Cutler	Interception	James Sanders	NE 35	9	Touchdown	7
10/26	St. Louis	4	NE 38	Marc Bulger	Interception	Deltha O'Neal	SL 37	47	Punt	0
11/02	Indianapolis			NONE						
11/09	Buffalo	1	BUF 13	Trent Edwards	Interception	Ellis Hobbs	BUF 34	4	Field Goal	3
		3	BUF 45	Trent Edwards	Interception	Deltha O'Neal	NE 41	2	Turnover	0
11/13	New York Jets	3	NYJ 34	Jerricho Cotchery	Fumble (Jason Webster)	Gary Guyton	NE 40	0	Field Goal	3

NEW ENGLAND PATRIOTS 2008 STATS PACK
REGULAR SEASON TURNOVER RATIO

2

REGULAR SEASON

	Takeaways			Points off Takeaways				Total
	Ints.	Fumbles	Total	TDs	FGs	Total	Conv. %	Points
PATRIOTS	10	5	15	5	5	10	67%	50
Opponents	7	6	13	1	2	3	23%	13

		TAKE-AWAYS			GIVE-AWAYS			Net	
Date	Opponent	Ints.	Fumbles	Total	Ints.	Fumbles	Total	Differential	Results
09/07	Kansas City	1	0	1	0	2	2	-1	17-10
09/14 at	New York Jets	1	0	1	0	0	0	1	19-10
09/21	Miami	0	0	0	1	1	2	-2	13-38
10/05 at	San Francisco	3	0	3	2	0	2	1	30-21
10/12 at	San Diego	0	1	1	1	0	1	0	10--30
10/20	Denver	2	3	5	0	0	0	5	41-7
10/26	St. Louis	1	0	1	2	0	2	-1	23-16
11/02 at	Indianapolis	0	0	0	1	1	2	-2	15-18
11/09	Buffalo	2	0	2	0	1	1	1	20-10
11/13	New York Jets	0	1	1	0	1	1	0	31-34
11/23 at	Miami								
11/30	Pittsburgh								
12/07 at	Seattle								
12/14 at	Oakland								
12/21	Arizona								
12/28 at	Buffalo								
2008 Regular Season		10	5	15	7	6	13	2	6-4

NEW ENGLAND PATRIOTS 2008 STATS PACK

TURNOVER RATIO

REGULAR SEASON TOTALS

Year	TAKE-AWAYS			GIVE-AWAYS			Net Differential	RECORD			PLAYOFFS		CHAMPIONSHIPS			
	Ints	Fumbles	Total	Ints	Fumbles	Total		W	L	T	W	L	DIVISION	CONFERENCE	SUPER BOWL	PLAYOFFS
2008	10	5	15	7	6	13	2	6	4	0						
2007	19	12	31	9	6	15	16	16	0	0	2	1	1	1		1
2006	22	13	35	12	15	27	8	12	4	0	2	1	1			1
2005	10	8	18	15	9	24	-6	10	6	0	1	1	1			1
2004	20	16	36	14	13	27	9	14	2	0	3	0	1	1	1	1
2003	29	12	41	13	11	24	17	14	2	0	3	0	1	1	1	1
2002	18	11	29	14	10	24	5	9	7	0						
2001	22	13	35	15	13	28	7	11	5	0	3	0	1	1	1	1
2000	10	13	23	15	10	25	-2	5	11	0						
1999	16	15	31	21	12	33	-2	8	8	0						
1998	24	7	31	17	7	24	7	9	7	0	0	1	WC			1
1997	19	13	32	15	7	22	10	10	6	0	1	1	1			1
1996	23	11	34	15	12	27	7	11	5	0	2	1	1	1		1
1995	15	14	29	16	20	36	-7	6	10	0						
1994	22	18	40	27	11	38	2	10	6	0	0	1	WC			1
1993	13	9	22	24	10	34	-12	5	11	0						
1992	14	15	29	19	26	45	-16	2	14	0						
1991	12	19	31	22	20	42	-11	6	10	0						
1990	14	18	32	20	16	36	-4	1	15	0						
1989	16	12	28	27	12	39	-11	5	11	0						
1988	20	15	35	28	10	38	-3	9	7	0						
1987	21	21	42	18	13	31	11	8	7	0						
1986	21	19	40	13	11	24	16	11	5	0	0	1	1			1
1985	23	24	47	22	20	42	5	11	5	0	3	1	WC	1		1
1984	17	8	25	14	15	29	-4	9	7	0						
1983	17	19	36	18	20	38	-2	8	8	0						
1982	12	11	23	9	8	17	6	5	4	0	0	1	WC			1
1981	16	17	33	34	16	50	-17	2	14	0						
1980	24	10	34	27	9	36	-2	10	6	0						
1979	20	22	42	23	15	38	4	9	7	0						
1978	22	21	43	25	21	46	-3	11	5	0	0	1	1			1
1977	19	10	29	21	15	36	-7	9	5	0						
1976	23	27	50	20	16	36	14	11	3	0	0	1	WC			1
1975	13	16	29	28	22	50	-21	3	11	0						
1974	24	14	38	23	15	38	0	7	7	0						
1973	13	18	31	17	25	42	-11	5	9	0						
1972	10	12	22	28	10	38	-16	3	11	0						
1971	15	14	29	16	16	32	-3	6	8	0						
1970	8	17	25	28	13	41	-16	2	12	0						
1969	20	14	34	18	10	28	6	4	10	0						
1968	23	17	40	33	20	53	-13	4	10	0						
1967	17	15	32	32	22	54	-22	3	10	1						
1966	22	15	37	21	13	34	3	8	4	2						
1965	21	9	30	29	12	41	-11	4	8	2						
1964	31	16	47	27	12	39	8	10	3	1						
1963	29	13	42	29	12	41	1	7	6	1	1	1	1			1
1962	25	10	35	13	20	33	2	9	4	1						
1961	22	20	42	21	9	30	12	9	4	1						
1960	25	20	45	23	22	45	0	5	9	0						
Total	921	718	1639	995	688	1683	-44	372	353	9	21	13	11	6	3	16

Regular Season Record	372	353	9
Playoff Record	21	13	0
Overall Record	393	366	9

Note: Bold indicates playoff seasons

NEW ENGLAND PATRIOTS 2008 STATS PACK

ALL-TIME SCORING

Active = Bold

#	SCORING	TD	Ru	Pa	Rt	PAT	PAT/ATT	2-Pt	FG	FG/ATT	S	TP
1	Adam Vinatieri	0	0	0	0	367	374	1	263	321	0	1,158
2	Gino Cappelletti	42	0	42	0	346	358	2	176	334	0	1,130
3	John Smith	0	0	0	0	308	323	0	128	191	0	692
4	Tony Franklin	0	0	0	0	163	166	0	93	125	0	442
5	Stanley Morgan	68	0	67	1	0	0	0	0	0	0	408
6	Stephen Gostkowski	0	0	0	0	136	137	0	65	76	0	331
7	Ben Coates	50	0	50	0	0	0	1	0	0	0	302
8	Sam Cunningham	49	43	6	0	0	0	0	0	0	0	294
9	Jim Nance	46	45	1	0	0	0	0	0	0	0	276
10	Tony Collins	44	32	12	0	0	0	0	0	0	0	264
11	Irving Fryar	42	1	38	3	0	0	0	0	0	0	252
12	Larry Garron	42	14	26	2	0	0	0	0	0	0	252
13	Jim Colclough	39	0	39	0	2	2	1	0	0	0	238
14	Matt Bahr	0	0	0	0	73	73	0	55	72	0	238
15	Corey Dillon	39	37	2	0	0	0	1	0	0	0	236
16	Curtis Martin	37	32	5	0	0	0	2	0	0	0	226
17	Steve Grogan	36	35	0	1	0	0	0	0	0	0	216
18	Jason Staurovsky	0	0	0	0	57	59	0	50	69	0	207
19	Troy Brown	34	0	31	3	0	0	1	0	0	0	206
20	Russ Francis	28	0	28	0	0	0	0	0	0	0	168
21	Randy Moss	28	0	28	0	0	0	0	0	0	0	168
22	Kevin Faulk	27	13	12	2	0	0	1	0	0	0	164
23	Don Calhoun	25	23	2	0	0	0	0	0	0	0	150
24	Antowain Smith	24	21	3	0	0	0	1	0	0	0	146
25	Randy Vataha	24	0	23	1	0	0	0	0	0	0	144
26	Terry Glenn	22	0	22	0	0	0	0	0	0	0	132
27	Andy Johnson	22	13	9	0	0	0	0	0	0	0	132
28	Mosi Tatupu	21	18	2	1	0	0	0	0	0	0	126
29	Art Graham	20	0	20	0	0	0	0	0	0	0	120
30	Ron Burton	19	9	8	2	0	0	0	0	0	0	114
31	John Stephens	19	17	1	1	0	0	0	0	0	0	114
32	Harold Jackson	18	0	18	0	0	0	0	0	0	0	108
33	Cedric Jones	18	0	16	2	0	0	0	0	0	0	108
34	Carl Garrett	18	15	3	0	0	0	0	0	0	0	108
35	Jim Whalen	17	0	17	0	0	0	0	0	0	0	102
36	Daniel Graham	17	0	17	0	0	0	0	0	0	0	102
37	David Patten	17	1	16	0	0	0	0	0	0	0	102
38	Horace Ivory	17	14	2	1	0	0	0	0	0	0	102
39	Charlie Gogolak	0	0	0	0	42	42	0	20	36	0	102
40	Darryl Stingley	16	2	14	0	0	0	0	0	0	0	96
41	Mack Herron	16	9	6	1	0	0	0	0	0	0	96
42	Vito "Babe" Parilli	15	15	0	0	1	3	0	0	0	0	91
43	Don Hasselbeck	15	0	15	0	0	0	0	0	0	0	90
44	Billy Lott	15	7	8	0	0	0	0	0	0	0	90
45	Charlie Baumann	0	0	0	0	31	34	0	18	27	0	85
46	Deion Branch	14	0	14	0	0	0	0	0	0	0	84
47	Vincent Brisby	14	0	14	0	0	0	0	0	0	0	84
48	Shawn Jefferson	14	0	14	0	0	0	0	0	0	0	84
49	Derrick Ramsey	14	0	14	0	0	0	0	0	0	0	84
50	Benjamin Watson	14	0	14	0	0	0	0	0	0	0	84
51	Christian Fauria	13	0	13	0	0	0	1	0	0	0	80
52	Laurence Maroney	13	12	1	0	0	0	1	0	0	0	80
53	Ron Sellers	13	0	13	0	0	0	0	0	0	0	78
54	Craig James	13	11	2	0	0	0	0	0	0	0	78
55	Leonard Russell	13	13	0	0	0	0	0	0	0	0	78
56	David Givens	12	0	12	0	0	0	0	0	0	0	72
57	Robert Edwards	12	9	3	0	0	0	0	0	0	0	72
58	Marv Cook	11	0	11	0	0	0	0	0	0	0	66
59	Stephen Starring	11	0	11	0	0	0	0	0	0	0	66
60	Jeff White	0	0	0	0	21	25	0	14	25	0	63

NEW ENGLAND PATRIOTS 2008 STATS PACK

ALL-TIME PASSING

Rk	Name	Att	Cmp	Yards	Cmp%	Yds/Att	TD	TD%	Int	Int%	Lg	Sk	Yds	Rating
1	Drew Bledsoe	4518	2544	29,657	56.3%	6.56	166	3.7%	138	3.1%	86t	262	1778	75.9
2	Steve Grogan	3593	1879	26,886	52.3%	7.48	182	5.1%	208	5.8%	76t	247	2076	69.6
3	Tom Brady	3653	2301	26,446	63.0%	7.24	197	5.4%	86	2.4%	91t	203	1272	92.9
4	Vito "Babe" Parilli	2412	1140	16,747	47.3%	6.94	132	5.5%	138	5.7%	80t	56	529	64.8
5	Tony Eason	1500	876	10,732	58.4%	7.15	60	4.0%	48	3.2%	90t	166	1273	80.6
6	Jim Plunkett	1503	729	9,932	48.5%	6.61	62	4.1%	87	5.8%	88t	146	1317	59.7
7	Hugh Millen	612	370	4,276	60.5%	6.99	17	2.8%	28	4.6%	60t	87	583	71.8
8	Mike Taliaferro	680	305	3,920	44.9%	5.76	27	4.0%	44	6.5%	77	57	575	49.8
9	Ed "Butch" Songin	604	285	3,905	47.2%	6.47	36	6.0%	24	4.0%	78	na	na	71.7
10	Matt Cavanaugh	385	206	3,018	53.5%	7.84	19	4.9%	23	6.0%	75t	39	313	70.9
11	Marc Wilson	415	214	2,631	51.6%	6.34	9	2.2%	16	3.9%	65t	39	299	62.6
12	Matt Cassel	355	230	2,453	64.8%	6.91	12	3.4%	9	2.5%	66t	36	171	85.6
13	Doug Flutie	305	148	1,871	48.5%	6.13	11	3.6%	14	4.6%	80t	18	130	61.0
14	Tommy Hodson	315	171	1,809	54.3%	5.74	7	2.2%	11	3.5%	56	41	300	64.1
15	Tom Yewcic	206	87	1,374	42.2%	6.67	12	5.8%	12	5.8%	78t	na	na	60.2
16	Scott Zolak	244	124	1,314	50.8%	5.39	8	3.3%	7	2.9%	72	25	200	65.8
17	Tom Sherman	226	90	1,199	39.8%	5.31	12	5.3%	16	7.1%	87t	19	190	45.6
18	Joe Kapp	219	98	1,104	44.7%	5.04	3	1.4%	17	7.8%	48	27	231	32.6
19	Tom Ramsey	164	84	1,005	51.2%	6.13	6	3.7%	9	5.5%	40	16	96	59.6
20	Scott Secules	134	75	918	56.0%	6.85	2	1.5%	9	6.7%	82	7	28	54.3
21	Tom Owen	114	58	655	50.9%	5.75	3	2.6%	9	7.9%	32	9	82	44.3
22	Don Trull	81	27	442	33.3%	5.46	1	1.2%	7	8.6%	52	11	75	20.7
23	Brian Dowling	54	29	383	53.7%	7.09	2	3.7%	1	1.9%	42	4	63	81.0
24	Ed Wilson	46	20	257	43.5%	5.59	1	2.2%	3	6.5%	30	na	na	41.7
25	Tom Greene	63	27	251	42.9%	3.98	1	1.6%	6	9.5%	31	na	na	20.1
26	Neil Graff	36	19	241	52.8%	6.69	2	5.6%	3	8.3%	31t	4	34	57.8
27	Jeff Carlson	49	18	232	36.7%	4.73	1	2.0%	3	6.1%	40	3	21	33.7
28	Andy Johnson	13	7	194	53.8%	14.92	4	30.8%	1	7.7%	66t	0	0	106.6
29	Bob Bleier	39	14	181	35.9%	4.64	1	2.6%	1	2.6%	35	3	28	49.2
30	Richard Christy	11	6	94	54.5%	8.55	2	18.2%	2	18.2%	39	na	na	83.1

NEW ENGLAND PATRIOTS 2008 STATS PACK

ALL-TIME RECEIVING LEADERS

PATRIOTS ALL-TIME RECEIVING LEADERS (BY RECEPTIONS)							
Rk	Name	Pos	No	Yds	Avg	Lg	TD
1	Troy Brown	WR	557	6366	11.4	82t	31
2	Stanley Morgan	WR	534	10352	19.4	76t	67
3	Ben Coates	TE	490	5471	11.2	84t	50
4	Irving Fryar	WR	363	5726	15.8	80t	38
5	Kevin Faulk	RB	353	3081	8.7	52t	12
6	Terry Glenn	WR	329	4669	14.2	86t	22
7	Gino Cappelletti	WR	292	4589	15.7	63t	42
8	Jim Colclough	WR	283	5001	17.7	78t	39
9	Tony Collins	RB	261	2356	9.0	49	12
10	Vincent Brisby	WR	217	3142	14.5	72	14
11	Deion Branch	WR	213	2744	12.9	66t	14
12	Sam Cunningham	RB	210	1905	9.1	41	6
13	Marv Cook	TE	210	1843	8.8	49	11
14	Russ Francis	TE	207	3157	15.3	53	28
15	Art Graham	WR	199	3107	15.6	80t	20
16	Cedric Jones	WR	191	2703	14.2	65t	16
17	Larry Garron	RB	185	2502	13.5	76t	25
18	Wes Welker	WR	184	1893	10.3	42	9
19	Shawn Jefferson	WR	178	3081	17.3	76	14
20	Randy Vataha	WR	178	3055	17.2	88t	23
21	Michael Timpson	WR	172	2472	14.4	60t	8
22	David Patten	WR	165	2513	15.2	91t	16
23	Andy Johnson	RB	161	1807	11.2	53	9
24	David Givens	WR	158	2214	14.0	57	12
25	Harold Jackson	WR	156	3162	20.3	59	18
26	Jim Whalen	TE	153	2487	16.3	87t	17
27	Randy Moss	WR	144	2108	14.6	66t	28
28	Benjamin Watson	TE	135	1668	12.4	40	14
29	Jim Nance	RB	129	844	6.5	45	1
30	Reggie Rucker	WR	126	1884	15.0	69t	10
31	Greg McMurtry	WR	120	1519	12.7	65t	4
32	Daniel Graham	TE	120	1393	11.6	48	17
33	Derrick Ramsey	TE	118	1412	12.0	39	14
34	Lin Dawson	TE	117	1233	10.5	42	8
35	Curtis Martin	RB	117	890	7.6	41	5
36	Stephen Starring	WR	112	1865	16.7	76t	11
37	Ron Burton	RB	111	1205	10.9	73t	8
38	Darryl Stingley	WR	110	1883	17.1	68	14
39	Tony Romeo	TE	110	1724	15.7	62	10
40	Carl Garrett	RB	107	1158	10.8	80t	3
41	David Meggett	RB	104	829	8.0	49t	1
42	Sam Gash	FB	104	826	7.9	30	6
43	John Stephens	RB	100	781	7.8	43	1
44	Don Hasselbeck	TE	99	1444	14.6	51	15
45	Kevin Turner	RB	98	856	8.7	32	6
46	Mosi Tatupu	RB	96	843	8.8	41	2
47	Hart Lee Dykes	WR	83	1344	16.2	42	7
48	Don Calhoun	RB	82	614	7.5	47	2
49	Craig James	RB	81	819	10.1	90t	2
50	Ron Sellers	WR	79	1477	18.7	77	13
51	Christian Fauria	TE	79	790	10.0	33	13
52	Bob Windsor	TE	74	915	12.4	36	6
53	Jabar Gaffney	WR	70	831	11.9	56t	8
54	Patrick Pass	RB	66	570	8.6	39	1
55	Leroy Thompson	RB	65	465	7.2	27t	5
56	Antowain Smith	RB	64	572	8.9	41t	3
57	Robert Perryman	RB	64	430	6.7	18	0
58	Eric Sievers	TE	62	692	11.2	46	0
59	Mack Herron	RB	61	789	12.9	29	6
60	Reche Caldwell	WR	61	760	12.5	62t	4

PATRIOTS ALL-TIME RECEIVING LEADERS (BY YARDS)							
Rk	Name	Pos	No	Yds	Avg	Lg	TD
1	Stanley Morgan	WR	534	10352	19.4	76t	67
2	Troy Brown	WR	557	6366	11.4	82t	31
3	Irving Fryar	WR	363	5726	15.8	80t	38
4	Ben Coates	TE	490	5471	11.2	84t	50
5	Jim Colclough	WR	283	5001	17.7	78t	39
6	Terry Glenn	WR	329	4669	14.2	86t	22
7	Gino Cappelletti	WR	292	4589	15.7	63t	42
8	Harold Jackson	WR	156	3162	20.3	59	18
9	Russ Francis	TE	207	3157	15.3	53	28
10	Vincent Brisby	WR	217	3142	14.5	72	14
11	Art Graham	WR	199	3107	15.6	80t	20
12	Shawn Jefferson	WR	178	3081	17.3	76	14
13	Randy Vataha	WR	178	3055	17.2	88t	23
14	Kevin Faulk	RB	353	3081	8.7	52t	12
15	Deion Branch	WR	213	2744	12.9	66t	14
16	Cedric Jones	WR	191	2703	14.2	65t	16
17	David Patten	WR	165	2513	15.2	91t	16
18	Larry Garron	RB	185	2502	13.5	76t	25
19	Jim Whalen	TE	153	2487	16.3	87t	17
20	Michael Timpson	WR	172	2472	14.4	60t	8
21	Tony Collins	RB	261	2356	9.0	49	12
22	David Givens	WR	158	2214	14.0	57	12
23	Randy Moss	WR	144	2108	14.6	66t	28
24	Sam Cunningham	RB	210	1905	9.1	41	6
25	Wes Welker	WR	184	1893	10.3	42	9
26	Reggie Rucker	WR	126	1884	15.0	69t	10
27	Darryl Stingley	WR	110	1883	17.1	68	14
28	Stephen Starring	WR	112	1865	16.7	76t	11
29	Marv Cook	TE	210	1843	8.8	49	11
30	Andy Johnson	RB	161	1807	11.2	53	9
31	Tony Romeo	TE	110	1724	15.7	62	10
32	Benjamin Watson	TE	135	1668	12.4	40	14
33	Greg McMurtry	WR	120	1519	12.7	65t	4
34	Ron Sellers	WR	79	1477	18.7	77	13
35	Don Hasselbeck	TE	99	1444	14.6	51	15
36	Derrick Ramsey	TE	118	1412	12.0	39	14
37	Daniel Graham	TE	120	1393	11.6	48	17
38	Hart Lee Dykes	WR	83	1344	16.2	42	7
39	Lin Dawson	TE	117	1233	10.5	42	8
40	Ron Burton	RB	111	1205	10.9	73t	8
41	Carl Garrett	RB	107	1158	10.8	80t	3
42	Tony Simmons	WR	57	981	17.2	63t	6
43	Bob Windsor	TE	74	915	12.4	36	6
44	Curtis Martin	RB	117	890	7.6	41	5
45	Kevin Turner	RB	98	856	8.7	32	6
46	Jim Nance	RB	129	844	6.5	45	1
47	Mosi Tatupu	RB	96	843	8.8	41	2
48	Jabar Gaffney	WR	70	831	11.9	56t	8
49	David Meggett	RB	104	829	8.0	49t	1
50	Sam Gash	FB	104	826	7.9	30	6
51	Craig James	RB	81	819	10.1	90t	2
52	Christian Fauria	TE	79	790	10.0	33	13
53	Mack Herron	RB	61	789	12.9	29	6
54	John Stephens	RB	100	781	7.8	43	1
55	Reche Caldwell	WR	61	760	12.5	62t	4
56	Donte' Stallworth	WR	46	697	15.2	69t	3
57	Eric Sievers	TE	62	692	11.2	46	0
58	Ray Crittenden	WR	44	672	15.3	44	4
59	Don Calhoun	RB	82	614	7.5	47	2
60	Antowain Smith	RB	64	572	8.9	41t	3

NEW ENGLAND PATRIOTS 2008 STATS PACK
ALL-TIME RUSHING LEADERS

PATRIOTS ALL-TIME RUSHING LEADERS (BY YARDS)							PATRIOTS ALL-TIME RUSHING LEADERS (BY TDS)						
Rk	Name	Att	Yards	Avg	LG	TD	Rk	Name	Att	Yards	Avg	LG	TD
1	Sam Cunningham	1,385	5,453	3.9	75t	43	1	Jim Nance	1,323	5,323	4.0	65t	45
2	Jim Nance	1,323	5,323	4.0	65t	45	2	Sam Cunningham	1,385	5,453	3.9	75t	43
3	Tony Collins	1,191	4,647	3.9	54	32	3	Corey Dillon	753	3,180	4.2	50	37
4	Curtis Martin	958	3,799	4.0	70t	32	4	Steve Grogan	443	2,176	4.9	41t	35
5	Don Calhoun	820	3,391	4.1	73	23	5	Tony Collins	1,191	4,647	3.9	54	32
6	John Stephens	891	3,249	3.6	52	17	6	Curtis Martin	958	3,799	4.0	70t	32
7	Corey Dillon	753	3,180	4.2	50	37	7	Don Calhoun	820	3,391	4.1	73	23
8	Kevin Faulk	753	2,982	4.0	45t	13	8	Antowain Smith	721	2,781	3.9	44	21
9	Larry Garron	763	2,981	3.9	85t	14	9	Mosi Tatupu	612	2,415	3.9	55	18
10	Antowain Smith	721	2,781	3.9	44	21	10	John Stephens	891	3,249	3.6	52	17
11	Craig James	585	2,469	4.2	73	11	11	Carl Garrett	537	2,235	4.2	80t	15
12	Leonard Russell	689	2,437	3.5	24	13	12	Babe Parilli	228	949	4.2	33t	15
13	Mosi Tatupu	612	2,415	3.9	55	18	13	Larry Garron	763	2,981	3.9	85t	14
14	Carl Garrett	537	2,235	4.2	80t	15	14	Horace Ivory	329	1,336	4.1	52	14
15	Steve Grogan	443	2,176	4.9	41t	35	15	Leonard Russell	689	2,437	3.5	24	13
16	Andy Johnson	491	2,017	4.1	69t	13	16	Andy Johnson	491	2,017	4.1	69t	13
17	Laurence Maroney	388	1,673	4.3	59t	12	17	Kevin Faulk	753	2,982	4.0	45t	13
18	Ron Burton	429	1,536	3.6	59	9	18	Laurence Maroney	388	1,673	4.3	59t	12
19	Horace Ivory	329	1,336	4.1	52	14	19	Craig James	585	2,469	4.2	73	11
20	Mack Herron	353	1,298	3.7	53	9	20	Ron Burton	429	1,536	3.6	59	9
21	Robert Perryman	369	1,294	3.5	48	9	21	Mack Herron	353	1,298	3.7	53	9
22	Vagas Ferguson	290	1,163	4.0	44	5	22	Robert Perryman	369	1,294	3.5	48	9
23	Robert Edwards	291	1,115	3.8	53	9	23	Robert Edwards	291	1,115	3.8	53	9
24	Jim Crawford	302	1,078	3.6	39t	5	24	Jim Plunkett	159	817	5.1	37	9
25	Josh Ashton	247	950	3.8	35	3	25	Terry Allen	254	896	3.5	22t	8
26	Babe Parilli	228	949	4.2	33t	15	26	Marion Butts	243	703	2.9	26	8
27	Terry Allen	254	896	3.5	22t	8	27	Billy Lott	143	573	4.0	38	8
28	Jim Plunkett	159	817	5.1	37	9	28	John Tarver	155	554	3.6	28	7
29	Mark van Eeghen	177	744	4.2	17	2	29	Sammy Morris	159	705	4.4	49	7
30	Robert Weathers	159	733	4.6	77	4	30	Reggie Dupard	186	571	3.1	49	6
31	Sammy Morris	159	705	4.4	49	7	31	Tony Eason	126	474	3.8	26	6
32	Marion Butts	243	703	2.9	26	8	32	Vagas Ferguson	290	1,163	4.0	44	5
33	Jon Vaughn	144	597	4.1	36	3	33	Jim Crawford	302	1,078	3.6	39t	5
34	Billy Lott	143	573	4.0	38	8	34	Tom Brady	276	533	1.9	22	5
35	Reggie Dupard	186	571	3.1	49	6	35	Michael Cloud	50	177	3.5	42	5
36	John Tarver	155	554	3.6	28	7	36	Harry Crump	49	120	2.5	21	5
37	Drew Bledsoe	270	553	2.0	25	2	37	Robert Weathers	159	733	4.6	77	4
38	Tom Brady	276	533	1.9	22	5	38	Tom Yewcic	72	424	5.9	46	4
39	J.R. Redmond	164	527	3.2	20	1	39	Richard Christy	78	363	4.7	48	4
40	Patrick Pass	128	526	4.1	31	3	40	BenJarvus Green-Ellis	65	252	3.9	15	4
41	Tony Eason	126	474	3.8	26	6	41	Josh Ashton	247	950	3.8	35	3
42	Heath Evans	122	450	3.7	21	2	42	Jon Vaughn	144	597	4.1	36	3
43	J.D. Garrett	116	434	3.7	58	3	43	Patrick Pass	128	526	4.1	31	3
44	David Meggett	120	432	3.6	25	3	44	J.D. Garrett	116	434	3.7	58	3
45	Tom Yewcic	72	424	5.9	46	4	45	David Meggett	120	432	3.6	25	3
46	Al Miller	101	416	4.2	33	1	46	Ike Forte	87	257	3.0	26	3
47	Kevin Turner	96	382	4.0	49	1	47	Matt Cavanaugh	39	190	4.9	22	3
48	Marvin Allen	94	378	4.0	29	2	48	Allan Clark	28	140	5.0	19	3
49	Richard Christy	78	363	4.7	48	4	49	Brian Dowling	7	35	5.0	11	3
50	R.C. Gamble	94	346	3.7	45	1	50	Don Trull	19	35	1.8	10	3
51	Leroy Thompson	102	312	3.1	13	2	51	Mark van Eeghen	177	744	4.2	17	2
52	Doug Flutie	65	308	5.2	22	1	52	Drew Bledsoe	270	553	2.0	25	2
53	Sam Gash	105	291	2.8	14	2	53	Heath Evans	122	450	3.7	21	2
54	Ike Forte	87	257	3.0	26	3	54	Marvin Allen	94	378	4.0	29	2
55	Corey Croom	73	252	3.5	22	1	55	Leroy Thompson	102	312	3.1	13	2
56	BenJarvus Green-Ellis	65	252	3.9	15	4	56	Sam Gash	105	291	2.8	14	2
57	Darryl Stingley	28	244	8.7	34t	2	57	Darryl Stingley	28	244	8.7	34t	2
58	Bob Gladioux	65	239	3.7	31	0	58	Donnie Thomas	88	215	2.4	25	2
59	Marc Edwards	82	237	2.9	17	1	59	Jess Phillips	29	191	6.6	46	2
60	Sedrick Shaw	48	236	4.9	71	0	60	Marrio Grier	60	180	3.0	26	2

NEW ENGLAND PATRIOTS 2008 STATS PACK

ALL-TIME INTERCEPTION LEADERS

PATRIOTS ALL-TIME INTERCEPTION LEADERS						
Rk	Name	No	Yards	Avg	LG	TD
1	Ty Law	36	583	16.2	65t	6
2	Raymond Clayborn	36	555	15.4	85	1
3	Ron Hall	29	476	16.4	87	1
4	Fred Marion	29	457	15.8	83	1
5	Roland James	29	383	13.2	46	0
6	Mike Haynes	28	393	14.0	50	1
7	Maurice Hurst	27	263	9.7	36	1
8	Ronnie Lippett	24	420	17.5	73	2
9	Nick Buoniconti	24	223	9.3	41	0
10	Asante Samuel	22	313	14.2	55t	3
11	Don Webb	21	366	17.4	59	2
12	Lawyer Milloy	19	123	6.5	30t	1
13	Ron Bolton	18	116	6.4	56	0
14	Steve Nelson	17	226	13.3	37	0
15	Tim Fox	17	215	12.6	29	0
16	Rick Sanford	16	198	12.4	99t	1
17	Tom Addison	16	103	6.4	17	1
18	Prentice McCray	15	352	23.5	63t	2
19	Ross O'Hanley	15	288	19.2	61	1
20	Chuck Shonta	15	261	17.4	52	0
21	Willie Clay	13	178	13.7	53t	1
22	Dick Felt	12	199	16.6	35	0
23	Tedy Bruschi	12	187	15.6	48t	4
24	Otis Smith	10	278	27.8	78t	2
25	Larry Carwell	10	186	18.6	53t	1
26	Vincent Brown	10	95	9.5	49t	1
27	Bob Howard	10	90	9.0	44t	1
28	Eugene Wilson	10	74	7.4	14	1
29	Mike Vrabel	10	68	6.8	24t	1
30	Leroy Mitchell	10	50	5.0	20	0
31	Phil Philpott	9	91	10.1	23	0
32	Fred Bruney	8	125	15.6	33t	1
33	Tom Hennessey	8	113	14.1	33	0
34	Rodney Harrison	8	16	2.0	12	0
35	Ellis Hobbs	8	94	11.8	70	0
36	Bob Suci	7	277	39.6	98t	2
37	Sam Hunt	7	189	27.0	68t	1
38	Terrell Buckley	7	126	18.0	52t	1
39	Tyrone Poole	7	102	14.6	44	0
40	Johnny Rembert	7	70	10.0	37	0
41	Clyde Washington	7	58	8.3	33	0
42	Jerome Henderson	7	52	7.4	34	0
43	John Charles	6	110	18.3	35t	1
44	Rod McSwain	6	89	14.8	42	0
45	John Sanders	6	75	12.5	23t	1
46	Lawrence McGrew	6	49	8.2	27	0
47	Ricky Reynolds	6	24	4.0	11	0
48	Honor Jackson	5	133	26.6	55	0
49	James Sanders	5	112	22.4	42	1
50	Myron Guyton	5	86	17.2	45	0
51	Daryl Johnson	5	85	17.0	42	0
52	Randall Gay	5	75	15.0	31	0
53	Don Blackmon	5	63	12.6	39	0
54	Mike Hawkins	5	56	11.2	35t	1
55	Rod Shoate	5	50	10.0	42t	1
56	Jimmy Hitchcock	4	118	29.5	100t	1
57	Harlon Barnett	4	91	22.8	40	0
58	Willie McGinest	4	90	22.5	46t	2
59	Larry Whigham	4	81	20.3	60t	1
60	Gino Cappelletti	4	68	17.0	27	0

YARDAGE LEADERS		
Rk	Name	Yards
1	Ty Law	583
2	Raymond Clayborn	555
3	Ron Hall	476
4	Fred Marion	457
5	Ronnie Lippett	420
6	Mike Haynes	393
7	Roland James	383
8	Don Webb	366
9	Prentice McCray	352
10	Asante Samuel	313
11	Ross O'Hanley	288
12	Otis Smith	278
13	Bob Suci	277
14	Maurice Hurst	263
15	Chuck Shonta	261
16	Steve Nelson	226
17	Nick Buoniconti	223
18	Tim Fox	215
19	Dick Felt	199
20	Rick Sanford	198
21	Sam Hunt	189
22	Tedy Bruschi	187
23	Larry Carwell	186
24	Willie Clay	178
25	Honor Jackson	133
26	Terrell Buckley	126
27	Fred Bruney	125
28	Lawyer Milloy	123
29	Jimmy Hitchcock	118
30	Ron Bolton	116
31	Tom Hennessey	113
32	James Sanders	112
33	John Charles	110
34	Tom Addison	103
35	Tyrone Poole	102
36	Art McMahon	99
37	Vincent Brown	95
38	Ellis Hobbs	94
39	Phil Philpott	91
40	Harlon Barnett	91
41	Bob Howard	90
42	Victor Green	90
43	Willie McGinest	90
44	Rod McSwain	89
45	John Outlaw	89
46	Myron Guyton	86
47	Daryl Johnson	85
48	Jim Cheyanski	82
49	Chris Singleton	82
50	Larry Whigham	81
51	Jim Lee	78
52	John Sanders	75
53	Randall Gay	75
54	Eugene Wilson	74
55	Johnny Rembert	70
56	Jay Cunningham	70
57	Mike Vrabel	68
58	Gino Cappelletti	68
59	Terry Ray	66
60	Adalio Thomas	65

NEW ENGLAND PATRIOTS 2008 STATS PACK

ALL-TIME PUNTING LEADERS

PATRIOTS ALL-TIME PUNTING LEADERS (By Average)								
Rk	Name	No	Yds	Avg	LG	TB	In20	Blk
1	Tom Tupa	215	9602	44.7	73	30	51	1
2	Josh Miller	175	7628	43.6	69	16	53	1
3	Luke Prestridge	44	1884	42.8	89	5	8	0
4	Rich Camarillo	468	19922	42.6	76	60	106	4
5	Chris Hanson	76	3237	42.6	70	14	26	1
6	Mike Saxon	73	3096	42.4	59	7	25	3
7	Lee Johnson	203	8578	42.3	76	22	57	0
8	Bryan Wagner	37	1557	42.1	57	4	13	0
9	Todd Sauerbrun	10	408	40.8	58	0	2	0
10	Bob Scarpitto	34	1382	40.6	87	na	na	2
11	Shawn McCarthy	169	6862	40.6	93	7	35	2
12	Terry Swanson	127	5081	40.0	62	na	na	2
13	Pat O'Neill	110	4355	39.6	67	9	39	0
14	Jeff Feagles	244	9626	39.5	74	18	55	3
15	Tom Janik	243	9516	39.2	na	na	na	1
16	Adam Wagner	14	548	39.1	54	0	0	0
17	Ken Walter	211	8141	38.6	58	14	73	2
18	Tom Yewcic	378	14553	38.5	70	na	na	9
19	Pat Studstill	75	2859	38.1	57	na	na	1
20	Mike Hubach	82	3118	38.0	69	4	14	0
21	Mike Patrick	225	8481	37.7	64	20	25	3
22	Bruce Barnes	100	3738	37.4	53	na	na	0
23	Dave Chapple	26	967	37.2	57	na	na	0
24	Jim Fraser	55	2044	37.2	68	na	na	2
25	Tom Greene	61	2253	36.9	66	na	na	1
26	Eddie Hare	83	3038	36.6	58	11	20	1
27	Brooks Barnard	10	365	36.5	49	1	4	0
28	Babe Parilli	5	180	36.0	45	na	na	0
29	Tom Brady	1	36	36.0	36	0	1	0
30	Jerrel Wilson	54	1921	35.6	57	4	14	0
31	Alan Herline	25	861	34.4	50	4	1	1
32	Ed Wilson	6	194	32.3	49	na	na	1
33	Clyde Washington	17	539	31.7	48	na	na	0
34	Adam Vinatieri	2	60	30.0	33	0	2	0
35	Ken Hartly	9	266	29.6	41	2	0	0
36	Matt Bahr	1	29	29.0	29	1	0	0
37	Jeff White	6	163	27.2	51	na	na	0

PATRIOTS PUNTING LEADERS (Yardage)					
Rk	Name	No	Yds	Avg	LG
1	Rich Camarillo	468	19922	42.6	76
2	Tom Yewcic	378	14553	38.5	70
3	Jeff Feagles	244	9626	39.5	74
4	Tom Tupa	215	9602	44.7	73
5	Tom Janik	243	9516	39.2	na
6	Lee Johnson	203	8578	42.3	76
7	Mike Patrick	225	8481	37.7	64
8	Ken Walter	211	8141	38.6	58
9	Josh Miller	175	7628	43.6	69
10	Shawn McCarthy	169	6862	40.6	93
11	Terry Swanson	127	5081	40.0	62
12	Pat O'Neill	110	4355	39.6	67
13	Bruce Barnes	100	3738	37.4	53
14	Mike Hubach	82	3118	38.0	69
15	Chris Hanson	76	3237	42.6	70
16	Mike Saxon	73	3096	42.4	59
17	Eddie Hare	83	3038	36.6	58
18	Pat Studstill	75	2859	38.1	57
19	Tom Greene	61	2253	36.9	66
20	Jim Fraser	55	2044	37.2	68
21	Jerrel Wilson	54	1921	35.6	57
22	Luke Prestridge	44	1884	42.8	89
23	Bryan Wagner	37	1557	42.1	57
24	Bob Scarpitto	34	1382	40.6	87
25	Dave Chapple	26	967	37.2	57
26	Alan Herline	25	861	34.4	50
27	Adam Wagner	14	548	39.1	54
28	Clyde Washington	17	539	31.7	48
29	Todd Sauerbrun	10	408	40.8	58
30	Brooks Barnard	10	365	36.5	49
31	Ken Hartly	9	266	29.6	41
32	Ed Wilson	6	194	32.3	49
33	Babe Parilli	5	180	36.0	45
34	Jeff White	6	163	27.2	51
35	Adam Vinatieri	2	60	30.0	33
36	Tom Brady	1	36	36.0	36
37	Matt Bahr	1	29	29.0	29

NEW ENGLAND PATRIOTS 2008 STATS PACK

THE LAST TIME

(REGULAR SEASON)

OVERTIME VICTORY

Patriots 23, Texans 20 at Houston on Nov. 23, 2003

OVERTIME LOSS

Bills 16, Patriots 13 at Foxboro, Nov. 5, 2000

TIED GAME

Patriots 31, Chargers 31 at San Diego on Oct. 8, 1967

SHUTOUTS

Patriots: 35-0 at Green Bay on Nov. 19, 2006

Opponents: 0-21 at Miami on Dec. 10, 2006

TOUCHDOWNS SCORED BY OFFENSE, DEFENSE AND SPECIAL TEAMS

Patriots: at Cleveland on Dec. 5, 2004

AT LEAST 6 TOUCHDOWNS

Patriots: 8 vs. Buffalo on Nov. 18, 2007 (2 rushing, 5 passing, 1 return)

GAME OPENING SCORES

SCORING A TOUCHDOWN ON OPENING KICKOFF

Patriots: at Cleveland on Dec. 5, 2004 (Bethel Johnson - 93 yards)

SCORING A TOUCHDOWN ON FIRST PLAY FROM SCRIMMAGE

Patriots:

Opponents: Buffalo on Sept. 10, 2006 (London Fletcher-Baker 5-yd FR returned for TD)

SCORING A TOUCHDOWN ON OPENING DRIVES

Patriots: vs. Buffalo on Nov. 9, 2008 (7-71; 3:06)

Opponents: at New York Giants on Dec. 29, 2007 (7-74; 4:01)

SCORING A TOUCHDOWN ON FIRST TWO DRIVES

Patriots: at Buffalo on Nov. 18, 2007 (2-13; 0:34)(6-63; 2:18)

Opponents: Indianapolis on Nov. 5, 2006 (9-68; 4:43)(8-82; 4:29)

OFFENSIVE TEAM TOTALS

400 TOTAL NET YARDS

Patriots: 404 vs. Denver on Oct. 20, 2008 (257 rush, 147 pass)

Opponents: 404 at. San Diego on Oct. 12, 2008 (98 rush, 306 pass)

500 TOTAL NET YARDS

Patriots: 510 at Buffalo on Nov. 18, 2007 (127 rush, 383 pass)

Opponents: 525, at Miami on Sept. 4, 1994 (69 rush, 456 pass)

200 NET YARDS RUSHING

Patriots: 257, vs Denver on Oct. 20, 2008

Opponents: 216, vs. Miami on Sept. 21, 2008

300 NET YARDS RUSHING

Patriots: 328, vs. N.Y. Jets on Sept. 18, 1983

Opponents: 306, at Philadelphia on Nov. 4, 1990

300 NET YARDS PASSING

Patriots: 345 at New York Giants on Dec. 29, 2007

Opponents: 306 at San Diego on Oct. 12, 2008

400 NET YARDS PASSING

Patriots: 414, vs. Miami on Nov. 23, 1998

Opponents: 413, vs. Jacksonville on Sept. 22, 1996

NO SACKS ALLOWED

Patriots: at Indianapolis on Nov. 2, 2008

Opponents: at Indianapolis on Nov. 2, 2008

NO SACKS ALLOWED BY BOTH TEAMS

Both Teams: at Indianapolis on Nov. 2, 2008

NO TURNOVERS - BOTH TEAMS

Both Teams: at New York Jets on Sept. 9, 2007

NEW ENGLAND PATRIOTS 2008 STATS PACK

THE LAST TIME

INDIVIDUAL OFFENSIVE PERFORMANCES

RUSHING

100 YARDS RUSHING

Patriots: 105, BenJarvus Green-Ellis vs. Buffalo on Nov. 9, 2008

Opponents: 104, Thomas Jones vs. New York Jets on Nov. 13, 2008

200 YARDS RUSHING

Patriots: 212, Tony Collins vs. NY Jets on Sept. 18, 1983

Opponents: 217, LaDainian Tomlinson at San Diego on Sept. 29, 2002

2 RUSHING TOUCHDOWNS

Patriots: 2, Kevin Faulk at San Francisco on Oct. 5, 2008

Opponents: 4, Ronnie Brown vs. Miami on Sept. 21, 2008

3 OR MORE RUSHING TOUCHDOWNS

Patriots: 3, Corey Dillon vs. Detroit on Dec. 3, 2006

Opponents: 4, Ronnie Brown vs. Miami on Sept. 21, 2008

RECEIVING

10 OR MORE RECEPTIONS

Patriots: 11, Wes Welker at New York Giants on Dec. 29, 2007

Opponents: 10, TJ Houshmandzadeh at Cincinnati on Oct. 1, 2007

100 YARDS RECEIVING

Patriots: 108, Wes Welker vs. New York Jets on Nov. 13, 2008

Opponents: 163, Donnie Avery vs. St. Louis on Oct. 26, 2008

2 RECEIVING TOUCHDOWNS

Patriots: 2, Randy Moss vs. Denver on October 20, 2008

Opponents: 2, Plaxico Burress at New York Giants on Dec. 29, 2007

3 OR MORE RECEIVING TOUCHDOWNS

Patriots: 4, Randy Moss at Buffalo on Nov. 18, 2007

Opponents: 3, Marvin Harrison vs. Indianapolis on Sept. 19, 1999

4 OR MORE RECEIVING TOUCHDOWNS

Patriots: 4, Randy Moss at Buffalo on Nov. 18, 2007

PASSING

300-YARD PASSER

Patriots: 400, Matt Cassel vs. New York Jets on Nov. 13, 2008

Opponents: 306, Philip Rivers vs San Diego on Oct. 12, 2008

400-YARD PASSER

Patriots: 400, Matt Cassel vs. New York Jets on Nov. 13, 2008

Opponents: 401, Kurt Warner vs. St. Louis on Nov. 18, 2001

4 TOUCHDOWN PASSES

Patriots: 4, Tom Brady vs. Pittsburgh on Dec. 9, 2007

Opponents: 4, Eli Manning at New York Giants on Dec. 29, 2007

5 TOUCHDOWN PASSES

Patriots: 5, Tom Brady at Buffalo on Nov. 18, 2007

Opponents: 5, Dan Marino at Miami on Sept. 4, 1996

NEW ENGLAND PATRIOTS 2008 STATS PACK

THE LAST TIME

MULTIPLE MILESTONE PERFORMANCES

TWO 100-YARD RUSHERS

Patriots: Tony Collins (103) and Mark van Eeghen (100) at Seattle on Dec. 19, 1982
Opponents: Randall Cunningham (124) and Heath Sherman (113) vs. Philadelphia on Nov. 4, 1990

2 RECEIVERS TO HAVE 10 OR MORE RECEPTIONS

Patriots: Leroy Thompson (11), Michael Timpson (10), Ben Coates (10) vs. Minnesota on 11/13/94
Opponents: none

TWO 100-YARD RECEIVERS

Patriots: Wes Welker (122) and Randy Moss (100) at New York Giants on Dec. 29, 2007
Opponents: Jericho Cotchery (121), Laveranues Coles (100) at New York Jets on Sept. 17, 2006

100-YARD RUSHER AND 100-YARD RECEIVER

Patriots: BenJarvus Green-Ellis (105 rush) and Wes Welker (107 rec.) vs. Buffalo on Nov. 9, 2008
Opponents: Joseph Addai (112 rush and 114 rec.) at Indianapolis on Nov. 4, 2007

100-YARD RUSHER, 100-YARD RECEIVER, 300-YARD PASSER

Patriots: Laurence Maroney (103 rush), Randy Moss (115 rec.) and Tom Brady (311 passing) vs. Buffalo on Sept. 23, 2007
Opponents: E. James (104 rush), Marvin Harrison (128 rec.), Reggie Wayne (124 rec.)
and Peyton Manning (321 passing) vs. Indianapolis 11/7/05

TOUCHDOWN RUSH, TOUCHDOWN RECEPTION, TOUCHDOWN PASS

Patriots: David Patten (29-yd run, 91 and 6-yd rec., 60-yd pass) at Indianapolis on Oct. 21, 2001
Opponents: none

INDIVIDUAL DEFENSIVE PERFORMANCES

INTERCEPTION RETURNED FOR A TOUCHDOWN

Patriots: 5 yards, Eugene Wilson (Kellen Clemens) vs. NY Jets on Dec. 16, 2007
Opponents: 36 yards, Jason Taylor (Matt Cassel) at Miami on Oct. 21, 2007

TWO INTERCEPTIONS RETURNED FOR TOUCHDOWNS

Patriots: Otis Smith (76 yards) and Ty Law (46 yards) at Carolina on Jan. 6, 2002

AT LEAST TWO INTERCEPTIONS

Patriots: 2, Asante Samuel (AJ Feeley) vs. Philadelphia on Nov. 25, 2007
Opponents: 2, Cato June vs. Indianapolis on Nov. 5, 2006

AT LEAST THREE INTERCEPTIONS

Patriots: 3, Asante Samuel vs. Chicago on Nov. 26, 2006
Opponents: 3, Greg Wesley at Kansas City on Nov. 27, 2005

FUMBLE RECOVERED IN THE END ZONE FOR A TOUCHDOWN

Patriots: Jarvis Green vs. Baltimore on Nov. 28, 2004
Opponents: Leonard Little at St. Louis on Nov. 7, 2004

FUMBLE RETURNED FOR A TOUCHDOWN

Patriots: Ellis Hobbs (35 yards) at Buffalo on Nov. 18, 2007
Opponents: Jason Hatcher (29 yards) at Dallas on Oct. 14, 2007

AT LEAST THREE QUARTERBACK SACKS

Patriots: 3, Mike Vrabel vs. Miami on Dec. 23, 2007
Opponents: 3, Mike Mamula at Philadelphia on Dec. 19, 1999

SAFETY

Patriots: Ty Warren sack of JP Losman vs. Buffalo on Sept. 10, 2006
Opponents: Tom Brady (sacked) fumble recovered in end zone by Heath Evans (Jared DeVries)
vs. Detroit on Dec. 3, 2006

NEW ENGLAND PATRIOTS 2008 STATS PACK

THE LAST TIME

INDIVIDUAL SPECIAL TEAMS PERFORMANCES

KICKOFF RETURNED FOR TOUCHDOWN

Patriots: Ellis Hobbs (108 yards) at New York Jets on Sept. 9, 2007

Opponents: Leon Washington (92 yards) vs New York Jets on Nov. 13, 2008

PUNT RETURNED FOR TOUCHDOWN

Patriots: Troy Brown (68 yards) at Carolina on Jan. 6, 2002

Opponents: Pacman Jones (81 yards) at Tennessee on Dec. 31, 2006

BLOCKED PUNT

Patriots: Kelley Washington (Ben Graham) vs. NY Jets on Dec. 16, 2007

Opponents: David Bowens (Chris Hanson) vs. NY Jets on Dec. 16, 2007

BLOCKED PUNT RETURNED/RECOVERED FOR A TOUCHDOWN

Patriots: Tedy Bruschi (4 yards) at Baltimore on Oct. 6, 1996

Opponents: David Bowens (Chris Hanson) 26 yards vs. NY Jets on Dec. 16, 2007

BLOCKED FIELD GOAL ATTEMPT

Patriots: Richard Seymour (Robbie Gould) 45-yard attempt vs. Chicago on Nov. 26, 2006

Opponents: Domonique Foxworth (Stephen Gostkowski) 37-yard attempt vs. Denver on Sept. 24, 2006

MULTIPLE BLOCKED KICKS

Patriots: Chad Eaton at Buffalo on Dec. 17, 2000 (2 Steve Christie FG Attempts)

FAKE PUNT

Patriots: vs. Cincinnati on Dec. 12, 2004 (Upback Larry Izzo rush for 0 yds)

FAKE FIELD GOAL ATTEMPT

Patriots: vs. St. Louis on Nov. 7, 2004 (Vinatieri TD pass to Troy Brown)

Opponents: vs. Cincinnati on Dec. 12, 2004 (Holder Kyle Larson 19-yd TD run)

FAKE PAT ATTEMPT

Patriots: Kansas City on Sept. 22, 2002 (Ken Walter run failed)

BLOCKED PAT

Patriots: Tebucky Jones at Miami on Oct. 6, 2002 (Olindo Mare)

Opponents: Tony Brown at Tennessee on Dec. 31, 2006 (Stephen Gostkowski)

PAT KICK MISSED (not blocked)

Patriots: Adam Vinatieri vs. Buffalo on Oct. 27, 1996 (wide left)

Opponents: Doug Pelfrey at Cincinnati on Sept. 18, 1994 (wide right)

4 FIELD GOALS IN A GAME

Patriots: Stephen Gostkowski (4-of-4) vs. New York Jets on September 14, 2008

Opponents: Lawrence Tynes (4-of-4) at Kansas City on Nov. 27, 2005

5 FIELD GOALS IN A GAME

Patriots: Adam Vinatieri (5-of-5) vs. Buffalo on Nov. 14, 2004

Opponents: Olindo Mare (6-of-6) vs. Miami on Oct. 17, 1999

Bold Indicates 2008 Entry