



# PATRIOTS FACE RAIDERS ON SUNDAY IN OAKLAND

## MEDIA SCHEDULE

**Please note:** The Patriots are training at San Jose State University this week. Please contact a member of the Patriots Media Relations Department for the conference call dial-in number. Times listed below are **Pacific Time** unless noted.

### TUESDAY, DECEMBER 9

12:00 p.m. PT / 3:00 p.m. ET Coach Belichick Conf. Call

### WEDNESDAY, DECEMBER 10

11:30 – 11:45 a.m. Coach Belichick Availability at San Jose State

11:45 – 12:30 p.m. Player Availability (San Jose St.)  
Approx. 12:40 p.m. Practice Access (San Jose St.)

### THURSDAY, DECEMBER 11

11:45 – 12:30 p.m. Player Availability (San Jose St.)  
Approx. 12:40 p.m. Practice Access (San Jose St.)

### FRIDAY, DECEMBER 12

11:00 – 11:15 a.m. Coach Belichick Availability at San Jose State

11:30 – 12:15 p.m. Player Availability (San Jose St.)  
Approx. 12:45 p.m. Practice Access (San Jose St.)

### SATURDAY, DECEMBER 13

Team Walkthrough – No Media Availability

### SUNDAY, DECEMBER 14

4:15 p.m. ET / 1:15 p.m. PT Patriots at Oakland

## 2008 PATRIOTS SCHEDULE

Sun., Sept. 7	Kansas City	W	17-10
Sun., Sept. 14 at	N.Y. Jets	W	19-10
Sun., Sept. 21	Miami	L	13-38
Sun., Sept. 28	BYE WEEK		
Sun., Oct. 5 at	San Francisco	W	30-21
Sun., Oct. 12 at	San Diego	L	10-30
Mon., Oct. 20	Denver	W	41-7
Sun., Oct. 26	St. Louis	W	23-16
Sun., Nov. 2 at	Indianapolis	L	15-18
Sun., Nov. 9	Buffalo	W	20-10
Thurs., Nov. 13	N.Y. Jets	L ot	31-34
Sun., Nov. 23 at	Miami	W	48-28
Sun., Nov. 30	Pittsburgh	L	10-33
Sun., Dec. 7 at	Seattle	W	24-21
Sun., Dec. 14 at	Oakland	4:15	CBS
Sun., Dec. 21	Arizona	1:00	FOX
Sun., Dec. 28 at	Buffalo	1:00*	CBS*

\*-Time and network subject to change per the NFL flexible scheduling policy

## AFC EAST STANDINGS

Team	W	L	T	Pct.	PF	PA
NEW ENGLAND	8	5	0	.615	301	276
New York Jets	8	5	0	.615	354	292
Miami Dolphins	8	5	0	.615	269	260
Buffalo Bills	6	7	0	.500	279	275

## NEW ENGLAND PATRIOTS (8-5) at OAKLAND RAIDERS (3-10)

Sunday, Dec. 14, 2008 ★ Oakland-Alameda County Coliseum (63,132) ★ 4:15 p.m. EST

The Patriots will look to keep pace in a tight AFC East race this Sunday afternoon in Oakland. New England will play its fourth West Coast game of the season and will play in Oakland for the first time since 2002. The Patriots have won nine straight December games dating back to 2006 and lead the NFL with a 21-2 record in December since 2003. With only three games left in the regular season and an exciting playoff race underway, the Patriots will bid to defeat the Raiders on the road for the first time since 1978.

## COACH BELICHICK RECORDS 150th CAREER WIN

The Patriots' 24-21 win over Seattle last week was Bill Belichick's 150th career victory as a head coach. He has totaled 135 regular-season wins and 15 playoff victories. Belichick's career record stands at 150-90 (.625). Belichick is the 17th head coach in NFL history to record 150 or more wins. His winning percentage of .625 ranks fourth among all coaches with 150 or more wins, trailing only George Halas (324-151-31, .671), Don Shula (347-173-6, .665) and Joe Gibbs (171-101-0, .629).

## PATRIOTS IN DECEMBER

Since the beginning of December 2003, the Patriots have compiled a 21-2 (.913) record in the 12th month, achieving the league's best December record over that period. San Diego ranks second with an 18-6 (.750) December record since 2003. New England has won nine straight December games dating back to 2006, and went undefeated in December in 2001, 2003, 2005 and 2007.

## NFL'S TOP DECEMBER RECORDS SINCE 2003

Rk	Team	Record	Rk	Team	Record
1	New England Patriots	21-2	T-3	Philadelphia Eagles	16-7
2	San Diego Chargers	18-6	T-3	Indianapolis Colts	16-7
T-3	Pittsburgh Steelers	16-7	6	Green Bay Packers	14-8

## BROADCAST INFORMATION

**TELEVISION:** This week's game will be broadcast to a regional audience by CBS. The game can be seen in the Boston area on **WBZ-TV Channel 4**. Kevin Harlan and Rich Gannon will call the game.

**RADIO:** WBCN 104.1 FM is the flagship station for the **Patriots Rock Radio Network**. A complete listing of the network's 36 stations can be found in this press release. Play-by-play broadcaster **Gil Santos** is in his 32nd season as the voice of the Patriots and will call the action along with Patriots Hall of Famer **Gino Cappelletti**. Santos and Cappelletti are celebrating their 25th anniversary season.

## PATRIOTS MEDIA WEBSITE

The Patriots' media-only website, <http://media.patriots.com>, will be updated for registered users throughout the season with all the latest media information, schedules, rosters and press releases in addition to archived information dating back to 2002. The media site also serves as the team's primary credentialing system for Patriots home games.

## MEDIA CONTACTS

### PATRIOTS MEDIA RELATIONS OFFICE: 508-384-4203

**Stacey James** .....Vice President of Media Relations.....[staceyj@patriots.com](mailto:staceyj@patriots.com).. 508-384-9105  
**Casey O'Connell** ...Director of Media Relations.....[caseyo@patriots.com](mailto:caseyo@patriots.com).. 508-326-6870  
**Jeff Cournoyer** .....Asst. Director of Corporate Communications.....[jeffco@patriots.com](mailto:jeffco@patriots.com).. 508-549-0492  
**Scott Barboza** .....Media Relations Assistant .....[scottb@patriots.com](mailto:scottb@patriots.com).. 508-384-9195  
**Tara Bertrand** .....Administrative Assistant.....[tarab@patriots.com](mailto:tarab@patriots.com).. 508-384-4311

Super Bowl Champions: 2001, 2003, 2004 ★ Conference Champions: 1985, 1996, 2001, 2003, 2004, 2007

Division Champions: 1963, 1978, 1986, 1996, 1997, 2001, 2003, 2004, 2005, 2006, 2007

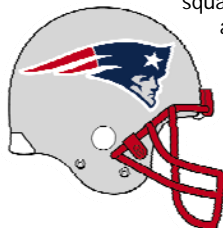

Playoff Seasons: 1963, 1976, 1978, 1982, 1985, 1986, 1994, 1996, 1997, 1998, 2001, 2003, 2004, 2005, 2006, 2007



# PATRIOTS VS. RAIDERS

## SERIES HISTORY

The Patriots and Raiders will meet for the 32nd time overall and for the 29th time in regular-season play. The teams have met three times in the playoffs, producing memorable, classic encounters on each occasion. The last time the Patriots and Raiders squared off was in 2005 when New England opened the regular season with a 30-20 victory at Gillette Stadium. The Raiders have had the edge in home games against the Patriots as they own a 10-5 record when the two teams square off on the West Coast. The Raiders are 6-1 against the Patriots at the Oakland Coliseum. The series between the two charter members of the American Football League dates back to 1960, the inaugural season for each club. Although the teams played frequently prior to the 1970 AFL-NFL merger, they have met just three since 1994.



### Regular Season – Oakland 14, New England 13 (1 tie)

Date	Result	Score	H/A	Stadium
10/16/60	L	14-27	A	Kezar Stadium (San Francisco)
11/04/60	W	34-28	H	Boston University Field
11/17/61	W	20-17	H	Boston University Field
12/09/61	W	35-21	A	Candlestick Park (San Francisco)
10/26/62	W	26-16	H	Boston University Field
12/16/62	L	0-20	A	Frank Youell Field (Oakland)
09/22/63	W	20-14	A	Frank Youell Field (Oakland)
10/11/63	W	20-14	H	Fenway Park
09/13/64	W	17-14	A	Frank Youell Field (Oakland)
10/16/64	T	43-43	H	Fenway Park
10/08/65	L	10-24	H	Fenway Park
10/24/65	L	21-30	A	Frank Youell Field (Oakland)
10/30/66	W	24-21	H	Fenway Park
09/17/67	L	7-35	A	Oakland-Alameda County Coliseum
10/22/67	L	14-48	H	Fenway Park
10/06/68	L	10-41	A	Oakland-Alameda County Coliseum
09/28/69	L	23-38	H	Alumni Stadium (Boston College)
09/19/71	W	20-6	H	Schaefer Stadium
12/01/74	L	26-41	A	Oakland-Alameda County Coliseum
10/03/76	W	48-17	H	Schaefer Stadium
09/24/78	W	21-14	A	Oakland-Alameda County Coliseum
11/01/81	L	17-27	A	Oakland-Alameda County Coliseum
09/29/85	L	20-35	H	Sullivan Stadium
11/01/87	W	26-23	H	Sullivan Stadium
11/26/89	L	21-24	A	Los Angeles Memorial Coliseum
10/09/94	L	17-21	H	Foxboro Stadium
11/17/02	L	20-27	A	Network Associates Coliseum
09/08/05	W	30-20	H	Gillette Stadium

**Note:** Raiders franchise located in Los Angeles from 1982-94.

### Playoffs – New England 2, Oakland 1

Date	Result	Score	H/A	Stadium
12/18/76	L	21-24	A	Oakland-Alameda County Coliseum
01/05/86	W	27-20	A	Los Angeles Memorial Coliseum
01/19/02	W ot	16-13	H	Foxboro Stadium

## SERIES BREAKDOWN

### New England 15, Oakland 15 1 Tie

(Including New England 2, Oakland 1 in Playoffs)

<b>Home Record</b> .....	<b>10-5-1 (incl. 1-0 in playoffs)</b>
Gillette Stadium.....	1-0
<b>Away Record</b> .....	<b>5-10 (incl. 1-1 in playoffs)</b>
Oakland-Alameda County Coliseum.....	1-6 (incl. 0-1 in playoffs)
Los Angeles Memorial Coliseum.....	1-1 (incl. 1-0 in playoffs)
Bill Belichick vs. Oakland.....	4-1 (2-1 with New England)
Tom Cable vs. New England.....	first meeting

## TALE OF THE TAPE

2008 Regular Season	New England	Oakland
Record	8-5	3-10
Divisional Standings	T-1st	3rd
<b>Total Yards Gained</b>	<b>4,605</b>	<b>3,323</b>
Total Offense (Rank)	354.2 (8)	255.6 (31)
Rush Offense	126.9 (8)	118.5 (10)
Pass Offense	227.3 (11)	137.2 (32)
Points Per Game	23.2 (18)	13.8 (30)
Touchdowns Scored	30	16
Third Down Conversion Pct.	42.6	24.7
<b>Total Yards Allowed</b>	<b>4,148</b>	<b>4,584</b>
Total Defense (Rank)	319.1 (16)	352.6 (26)
Rush Defense	107.8 (16)	158.7 (30)
Pass Defense	211.3 (16)	193.9 (9)
Points Allowed/Game	21.2 (T-14)	23.0 (21)
Touchdowns Allowed	32	34
Third Down Defense (Pct.)	45.7	45.0
Field Goals Made/Attempted	30/33	21/27
Possession Avg.	31:47	27:31
Sacks Allowed/Yards Lost	43/196	35/230
Sacks Made/Yards	24/176	25/257
Interceptions For/Against	12/10	9/13
Penalties Against/Yards	44/406	96/739
Punts/Avg.	40/44.0	74/49.2
Turnover Differential	-2	+1

## THE LAST MEETING PATRIOTS 30, RAIDERS 20

September 8, 2005 ★ Gillette Stadium (Att: 68,756)

	1	2	3	4	Final
<b>Oakland Raiders</b>	7	7	0	6	— 20
<b>New England Patriots</b>	10	7	6	7	— 30

The Patriots began the 2005 season with a steady 30-20 victory over the Oakland Raiders in a nationally-televvised Thursday night matchup at Gillette Stadium. The win was the New England's 21st consecutive home triumph. The Patriots unveiled their Super Bowl XXXIX championship banner as part of a star-studded pregame show before getting to work.

A pair of former Super Bowl MVPs came up big for the Patriots on offense, as Tom Brady topped 300 yards for the ninth time in his regular-season career and Deion Branch led New England with seven catches for 99 yards. Branch and newcomer Tim Dwight each grabbed first-half touchdown passes and running back Corey Dillon ran into the end zone twice in the second half for his 12th career multiple rushing touchdown game.

On defense, the Patriots' biggest play of the night came in the third quarter with New England clinging to a 17-14 lead. On the play, Jarvis Green sacked Oakland's Kerry Collins for a 13-yard loss, causing Collins to fumble on the play. The ball shot into the air and nose tackle Vince Wilfork grabbed it to give the Patriots possession on the Oakland 20-yard line. Three plays later, Dillon charged for an 8-yard touchdown, giving the Patriots a solid 23-14 lead.

## LONG TIME SINCE LAST OAKLAND TRIP

The Patriots have not played a regular-season game in Seattle since Nov. 17, 2002. Since that time, the Patriots have played in all but three other NFL cities.

## LONGEST CURRENT PATRIOTS ROAD GAME DROUGHTS

Opponent	Last Road Game	Next Road Game
Tampa Bay	11/16/97	2009 Season
New Orleans	10/04/98	2009 Season
Chicago	11/10/02	None Scheduled
<b>Oakland</b>	<b>11/17/02</b>	<b>12/14/08</b>
Detroit	11/28/02	None Scheduled



# PATRIOTS VS. RAIDERS

## CONNECTIONS

- Patriots wide receiver **Randy Moss** was a member of the Raiders from 2005-06. Moss was traded to the Patriots on April 29, 2007 for a fourth-round selection in the 2007 draft.
- Raiders defensive coordinator **Rob Ryan** was on the Patriots staff for four seasons, serving as **Bill Belichick's** linebackers coach (2000) and outside linebackers coach (2001-03).
- Raiders owner **Al Davis** was born and raised in Brockton, Mass., located about 18 miles from Gillette Stadium.
- Raiders defensive back **Rashad Baker** played in 13 games for the Patriots from 2006-07.
- Patriots cornerback **Deltha O'Neal** and Raiders cornerback **Nnamdi Asomugha** were teammates at the University of California in 1999.
- Patriots wide receiver **Jabar Gaffney** and Raiders guard **Cooper Carlisle** and defensive tackle **Gerald Warren** were teammates at the University of Florida.
- Patriots wide receiver **Kelley Washington** was roommates with Raiders wide receiver **Javon Walker** when they were both on the Gulf Coast League Marlins, a minor league baseball team in Jupiter, Fla.
- Patriots running back **LaMont Jordan** played for the Raiders from 2005-07.
- Patriots wide receiver **Randy Moss** and punter **Chris Hanson** were teammates with Raiders center **John Wade** at Marshall University.
- Patriots nose tackle **Vince Wilfork** and Raiders defensive tackle **William Joesph** were on the same the defensive line at the University of Miami and helped the Hurricanes win the 2001 BCS National Championship.
- Patriots wide receiver **Sam Aiken** was teammates with Raiders defensive back **Michael Waddell** and wide receiver **Ronald Curry** at the University of North Carolina.
- Patriots quarterback **Kevin O'Connell** and Raiders wide receiver **Chaz Schilens** are both rookies out of San Diego State.
- Patriots wide receiver **Kelley Washington** and Raiders defensive back **Rashard Baker** and safety **Gibril Wilson** were teammates at the University of Tennessee.
- Patriots tight end **David Thomas** and Raiders safety **Michael Huff** were teammates at the University of Texas and were members of the 2005 BCS National Championship team.
- Patriots quarterback **Matt Cassel** and Raiders running back **Justin Fargas** were teammates at the University of Southern California in 2002.
- Patriots wide receiver **Sam Aiken** and Raiders defensive back **Rashad Baker** were teammates on the Buffalo Bills from 2004-05.

## CALIFORNIA DREAMIN'

12 Patriots players, along with two New England coaches, grew up in California. All of the Patriots' quarterbacks grew up in California. Nine of the California native players stayed in the Golden State for college. Tight ends coach Pete Mangurian and assistant head coach/offensive line coach Dante Scarnecchia were both born in Los Angeles.

Player	Hometown	College
Tedy Bruschi	Roseville, Calif.	Arizona
Matt Cassel	Northridge, Calif.	Southern California
Matt Gutierrez	Concord, Calif.	Idaho State
Logan Mankins	Cathays Valley, Calif.	Fresno State
Stephen Neal	San Diego, Calif.	Cal State-Bakersfield
Kevin O'Connell	Carlsbad, Calif.	San Diego State
Deltha O'Neal	Milpitas, Calif.	California
Lonie Paxton	Corona, Calif.	Sacramento State
James Sanders	Porterville, Calif.	Fresno State
Junior Seau	Oceanside, Calif.	Southern California
Matthew Slater	Anaheim, Calif.	UCLA
Antwain Spann	Oceanside, Calif.	Louisiana-Lafayette

## THE PATRIOTS-RAIDERS PLAYOFF MATCHUPS

The Patriots and Raiders have met three times in the playoffs, with each game producing a memorable and significant result.

### 2001 Divisional Playoffs

#### Jan. 19, 2002: Patriots 16, Raiders 13 (OT)

In one of the greatest games in NFL history, the Patriots rebounded from a 10-point fourth-quarter deficit to defeat the Raiders in overtime. The game was played in a driving snowstorm that coated the field with a thick white blanket throughout the game, creating a unique scene that few people who have seen the game will ever forget. It was the final contest at Foxboro Stadium, and began a record-tying nine-game playoff winning streak that the Patriots carry into the 2005 season. The Patriots trailed by a 13-3 score heading into the fourth quarter, but Tom Brady's 6-yard touchdown run cut the deficit to 13-10 with 7:52 left in the game. With 1:50 left in the game and the Patriots at their own 42-yard line, instant replay was used to overturn a call that had been incorrectly ruled a fumble by Tom Brady. New England was able to continue its drive down the field and Adam Vinatieri dramatically tied the game with 27 seconds left on a 45-yard field goal through the snow, forcing overtime. New England won the overtime coin toss and marched down the field to set up a 23-yard game-winning boot by Vinatieri to earn a berth in the AFC Championship Game.

### 1985 Divisional Playoffs

#### Jan. 5, 1986: Patriots 27, Raiders 20

The Patriots rallied from a halftime deficit to upset the top-seeded Raiders in Los Angeles, continuing a run to Super Bowl XX. New England forced six L.A. turnovers and converted those opportunities to the tune of 20 points. New England scored first following a recovery of a muffed punt, but the Raiders rattled off 17 unanswered points to take a 17-7 lead midway through the second quarter. A Ronnie Lippett interception helped the Patriots tie the game at 17, but L.A. took a 20-17 lead into the intermission. In the third quarter, the Patriots tied the game on a field goal after Fred Marion recovered a Marcus Allen fumble. On the kickoff following the tying field goal, New England's Mosi Tatupu forced the Raiders' Sam Seale to fumble and the ball rolled into the end zone, where New England's Jim Bowman recovered the pigskin for a touchdown and a 27-20 Patriots lead. The New England defense stopped all three of L.A.'s fourth-quarter drives to clinch the win and a trip to Miami for the first AFC Championship Game in franchise history.

### 1976 Divisional Playoffs

#### Dec. 18, 1976: Raiders 24, Patriots 21

The Raiders, en route to a 16-1 season and the Super Bowl XI championship, came back from a 21-10 fourth-quarter deficit in Oakland to defeat what many observers feel was one of the most talented teams in Patriots history. The Patriots controlled much of the first half, but an interception of a Russ Francis pass on an end around stalled the Patriots' momentum as the Raiders scored a touchdown in the final minute of the half to take a 10-7 lead into intermission. New England scored touchdowns on both of its third-quarter possessions, taking a 21-10 lead. Oakland scored early in the final quarter to cut New England's lead to 21-17, and the score stayed that way into the final minute. With Oakland facing a third-and-18 at the Patriots' 27-yard line, Ken Stabler's pass fell incomplete to seemingly put New England in position to win the game with one more stop on fourth-and-long. But Patriots nose tackle Ray Hamilton was called for a controversial roughing the passer penalty, giving the Raiders a first down at the Patriots' 13-yard line. Five plays later, Stabler ran into the end zone on a 1-yard run with 10 seconds left to clinch a 24-21 Oakland victory and advance to the AFC Championship Game.





# LAST WEEK: PATRIOTS 24, SEAHAWKS 21

## PATRIOTS 24, SEAHAWKS 21

December 7, 2008 ★ Qwest Field (Att: 68,077)

	1	2	3	4	Final
New England Patriots	3	7	3	11	— 24
Seattle Seahawks	7	7	7	0	— 21

The Patriots rallied from a 21-13 fourth-quarter deficit to defeat the Seattle Seahawks 24-21. Wes Welker had a season-high 12 receptions for 134 yards, and Sammy Morris's touchdown run with 2:44 remaining gave the Patriots their first lead of the day and provided the winning margin. Seattle was driving for a potential game-tying field goal or go-ahead touchdown in the game's final minutes, but Brandon Meriweather sacked Seahawks quarterback Seneca Wallace and forced him to fumble near midfield on the first play after the 2-minute warning. Richard Seymour recovered the loose ball to preserve an exciting New England victory and keep pace in a tight AFC East race.

### WELKER: SEASON-HIGH 12 RECEPTIONS

Wes Welker had 12 receptions for 134 yards, recording his highest reception total of the season and the second-highest reception total of his career. In addition to his 12 receptions, Welker also caught a 2-point conversion pass to give the Patriots a 24-21 fourth-quarter lead. Welker's 12 receptions trail only his career-high 13-catch performance against Philadelphia on Nov. 25, 2007. His 12 receptions tie the fifth-highest single-game total in team history, behind Troy Brown's team-record 16 catches on Sept. 22, 2002 and three 13-catch games (Welker, 11/25/07; Deion Branch, 9/29/02; Terry Glenn, 10/3/99).

### WELKER: SEASON-HIGH 134 RECEIVING YARDS

Wes Welker had 134 receiving yards, the highest single-game total by a Patriot this season and the highest total for a Patriots player since Randy Moss had 135 receiving yards against Pittsburgh on Dec. 9, 2007.

### MORRIS TOUCHDOWN GIVES PATRIOTS LEAD

Sammy Morris plunged into the end zone on a 1-yard scoring run to give the Patriots their first lead of the game with 2:44 left in the contest. Following a 2-point conversion, the Patriots held a 24-21 lead. The touchdown was Morris's second in as many weeks, his sixth rushing score of the season and the 23rd rushing touchdown of his career.

### MERIWEATHER SACK ICES GAME

Brandon Meriweather ran up the middle and sacked Seneca Wallace for a 5-yard loss, forcing him to fumble on the first play following the 2-minute warning. Jarvis Green recovered the ball, returning possession back to the Patriots and allowing New England to run out the clock on a 24-21 win. Seattle had a second-and-11 at the Patriots' 44-yard line and was driving for a possible game-tying field goal or a go-ahead touchdown. The sack was the first of Meriweather's career.

### QUICK HITS

- The Patriots won their 14th consecutive regular-season game against an NFC club. The Patriots have not lost a regular-season game to an NFC team since Sept. 18, 2005 at Carolina. New England is 3-0 against the NFC this season.
- The Patriots improved to 18-1 in games following a loss since the beginning of the 2003 season.
- The Patriots improved to 21-2 in the month of December since 2003. New England has won nine straight December games.
- Jabar Gaffney's 28-yard reception from Matt Cassel on third-and-10 in the third quarter was the 250th reception of his career and his longest catch of the season.

### CASSEL LEADS SECOND 4TH-QUARTER COMEBACK

Matt Cassel directed his second career fourth-quarter comeback, helping to rally the Patriots to a 24-21 victory following a 21-13 deficit entering the fourth quarter. He also led a fourth-quarter comeback against St. Louis on Oct. 26, leading the Patriots to a 23-16 win following a 16-13 fourth-quarter deficit. Against the Seahawks, the Patriots trailed 21-13 and got the ball with 41 seconds left in the third quarter. Cassel directed a 10-play, 68-yard drive that ended in a 27-yard field goal by Stephen Gostkowski that cut the Seattle lead to 21-16 with 12:19 left in the game. Following a Seattle punt, Cassel then led the Patriots on a 14-play, 71-yard drive that took 6:03 off the clock to give the Patriots a 24-21 lead with 2:44 left (their first lead of the game), following a Sammy Morris touchdown run and a 2-point conversion pass from Cassel to Wes Welker.

### CASSEL BREAKS 3,000-YARD MARK

On an 11-yard completion to Kevin Faulk in the fourth quarter, Matt Cassel exceeded 3,000 passing yards for the season, becoming the seventh player in Patriots history to throw for 3,000 yards or more in a campaign. Cassel joined Babe Parilli, Steve Grogan, Tony Eason, Hugh Millen, Drew Bledsoe and Tom Brady as the only Patriots players to achieve the feat. Following his fourth-quarter completion to Faulk, Cassel had 3,003 passing yards on the season.

### GOSTKOWSKI REMAINS PERFECT FROM 50+

Stephen Gostkowski hit a 50-yard field goal to cut the Seattle lead to 7-3 with 48 seconds left in the first quarter. The kick was Gostkowski's longest of the season (topping his 49-yard boot at San Francisco on Oct. 5), and was the second longest boot of his regular-season career, trailing only a 52-yarder against Chicago at Gillette Stadium on Nov. 26, 2006. In his regular-season and playoff career, Gostkowski is a perfect 3-for-3 from 50 yards or longer, having also nailed a 50-yard kick in the 2006 divisional playoffs at San Diego on Jan. 14, 2007.

### MOSS PASSES 13,000 RECEIVING YARDS

On 13-yard reception in the second quarter, Randy Moss became the 11th player in NFL history to record at least 13,000 career receiving yards. Following that reception, Moss had 13,001 receiving yards in his 11-year career. Moss entered the game averaging 78.2 receiving yards per game, a mark that ranks second in NFL history (Torry Holt, 80.5).

### LONG RETURN BY HOBBS SETS UP TOUCHDOWN

Ellis Hobbs returned a second-quarter kickoff 55 yards to the Seattle 43-yard line, setting up a Patriots touchdown drive that ended in a 2-yard scoring reception by Benjamin Watson. The return was Hobbs's fourth of 50 yards or longer this season and was his sixth of 40 yards or longer. In his 60-game NFL career, Hobbs has now totaled seven kickoff returns of 50 yards or longer and 10 returns of 40 yards or longer.

### WATSON SCORES SECOND TOUCHDOWN OF 2008

Benjamin Watson cut the Seattle lead to 14-10 with a 2-yard touchdown reception in the second quarter. The score was Watson's second touchdown catch of the season and the 15th scoring grab of his career. Watson's other touchdown this season came against the New York Jets on Nov. 13. Watson's 15 career touchdown catches tie Don Hasselbeck for 18th on the Patriots' all-time touchdown catch list. Watson and Hasselbeck are tied for fifth among tight ends, trailing only Ben Coates (50), Russ Francis (28), Jim Whalen (17) and Daniel Graham (17).

### VETERAN LINEBACKERS MAKE 2008 DEBUTS

Veteran linebackers Junior Seau and Rosevelt Colvin each made their 2008 debuts on a second-and-six play with 13:43 left in the second quarter. Colvin was signed by the Patriots on Wednesday, Dec. 3 and Seau was signed on Friday, Dec. 5.



# TEAM NEWS & NOTES

## PATRIOTS ARE WINNINGEST PRO SPORTS FRANCHISE SINCE 2001

The Patriots' level of sustained success is unmatched over the last eight years. Since the 2001 season, the Patriots have won 75.2 percent of their regular season games (94-31), compiling the highest winning percentage in major American professional sports over that period. New England's winning percentage tops that of the NBA's San Antonio Spurs, who have won at a 71.3 percent clip (422-170). Since 2001, there have been 138 franchises that have fielded teams in the five major American pro sports leagues (NFL, MLB, NBA, NHL and MLS), and the Patriots have won with more frequency than any other team over that period.

## HIGHEST WINNING PERCENTAGE IN MAJOR AMERICAN PROFESSIONAL SPORTS, 2001-PRESENT

(Regular Season – Includes National Football League, Major League Baseball, National Basketball Association, National Hockey League and Major League Soccer)

Records updated through games of Sunday, Dec. 7, 2008

Rk Team	Lg	2001-Present				2008-9			2007-8			2006-7			2005-6			2004-5			2003-4				2002-3				2001-2			
		W	L	T	Pct.	W	L	T	W	L	T	W	L	T	W	L	T	W	L	T	W	L	T	O	W	L	T	O	W	L	T	O
1 New England Patriots	NFL	94	31	0	.752	8	5	0	16	0	0	12	4	0	10	6	0	14	2	0	14	2	0	-	9	7	0	-	11	5	0	-
2 San Antonio Spurs	NBA	422	170	-	.713	11	8	-	56	26	-	58	24	-	63	18	-	59	23	-	57	25	-	-	60	22	-	-	58	24	-	-
3 Indianapolis Colts	NFL	88	37	0	.704	9	4	0	13	3	0	12	4	0	14	2	0	12	4	0	12	4	0	-	10	6	0	-	6	10	0	-
4 Dallas Mavericks	NBA	416	177	-	.702	11	8	-	51	31	-	67	15	-	60	22	-	58	24	-	52	30	-	-	60	22	-	-	57	25	-	-
5 Pittsburgh Steelers	NFL	83	41	1	.668	10	3	0	10	6	0	8	8	0	11	5	0	15	1	0	6	10	0	-	10	5	1	-	13	3	0	-
6 Detroit Pistons	NBA	395	198	-	.666	11	8	-	59	23	-	53	29	-	64	18	-	54	28	-	54	28	-	-	50	32	-	-	50	32	-	-
7 Detroit Red Wings	NHL	327	160	31	.661	18	4	4	54	21	7	50	19	13	58	16	8	N/A	48	21	11	2	48	20	10	4	51	17	10	4		
8 Philadelphia Eagles	NFL	79	45	1	.636	7	5	1	8	8	0	10	6	0	6	10	0	13	3	0	12	4	0	-	12	4	0	-	11	5	0	-
9 Los Angeles Lakers	NBA	359	234	-	.605	17	2	-	57	25	-	42	40	-	45	37	-	34	48	-	56	26	-	-	50	32	-	-	58	24	-	-
10 New York Yankees	MLB	775	518	-	.599	89	73	-	94	68	-	97	65	-	95	67	-	101	61	-	101	61	-	-	103	58	-	-	95	65	-	-
11 Houston Dynamo	MLS	39	21	32	.598	13	5	12	15	8	7	11	8	13	N/A	N/A	-	N/A	N/A	-	N/A	N/A	-	N/A	N/A	-	-	N/A	N/A	-	-	
12 Phoenix Suns	NBA	353	242	-	.593	12	9	-	55	27	-	61	21	-	54	28	-	62	20	-	29	53	-	-	44	38	-	-	36	46	-	-
13 Denver Broncos	NFL	74	51	0	.592	8	5	0	7	9	0	9	7	0	13	3	0	10	6	0	10	6	0	-	9	7	0	-	8	8	0	-
14 Green Bay Packers	NFL	74	51	0	.592	5	8	0	13	3	0	8	8	0	4	12	0	10	6	0	10	6	0	-	12	4	0	-	12	4	0	-
15 New Jersey Devils	NHL	285	200	31	.582	14	8	2	46	29	7	49	24	9	46	27	9	N/A	43	25	12	2	46	20	10	6	41	28	9	4		
16 Ottawa Senators	NHL	287	202	27	.582	10	10	4	43	31	8	48	25	9	52	21	9	N/A	43	23	10	6	52	21	8	1	39	27	9	7		
17 Dallas Stars	NHL	281	196	41	.582	10	12	4	45	30	7	50	25	7	53	23	6	N/A	41	26	13	2	46	17	15	4	36	28	13	5		
18 Sacramento Kings	NBA	345	250	-	.580	5	16	-	38	44	-	33	49	-	44	38	-	50	32	-	55	27	-	-	59	23	-	-	61	21	-	-
19 Boston Red Sox	MLB	740	555	-	.571	95	67	-	96	66	-	86	76	-	95	67	-	98	64	-	95	67	-	-	93	69	-	-	82	79	-	-
20 San Jose Sharks	NHL	281	209	29	.569	22	3	2	49	23	10	51	26	5	44	27	11	N/A	43	21	12	6	28	37	9	8	44	27	8	3		

**NOTES:** This analysis uses NFL rules when calculating winning percentage, counting ties as a half-win and a half-loss. For NHL teams, overtime losses are counted the same as regular losses in their winning percentage. For NHL teams, the "T" column represents overtime losses from 2005-present. For NHL teams, the "O" column represents overtime losses and the "T" column represents ties from 2001-4 (the NHL abolished ties in 2005-6 and instituted a shootout system).

## HIGHEST WINNING PERCENTAGE AMONG BOSTON-AREA MAJOR PROFESSIONAL SPORTS TEAMS, 2001-PRESENT

(Rankings listed below are each team's overall ranking among the 138 major American pro sports teams) Records updated through Sunday, Dec. 7, 2008

Rk Team	Lg	2001-Present				2008-9			2007-8			2006-7			2005-6			2004-5			2003-4			2002-3			2001-2					
		W	L	T	Pct.	W	L	T	W	L	T	W	L	T	W	L	T	W	L	T	W	L	T	W	L	T	W	L	T			
1 New England Patriots	NFL	94	31	0	.752	8	5	0	16	0	0	12	4	0	10	6	0	14	2	0	14	2	0	-	9	7	0	-	11	5	0	-
19 Boston Red Sox	MLB	740	555	-	.571	95	67	-	96	66	-	86	76	-	95	67	-	98	64	-	95	67	-	-	93	69	-	-	82	79	-	-
41 Boston Celtics	NBA	317	279	-	.532	20	2	-	66	16	-	24	58	-	33	49	-	45	37	-	36	46	-	-	44	38	-	-	49	33	-	-
47 New England Revolution	MLS	94	84	61	.521	12	11	7	14	8	8	12	8	12	17	7	8	8	13	9	12	9	9	-	12	14	2	-	7	14	6	-
65 Boston Bruins	NHL	243	243	32	.500	18	4	4	41	29	12	35	41	6	29	37	16	N/A	41	19	15	7	36	31	11	4	43	24	6	9	-	

## GIVING THANKS

One of the hallmarks of the Patriots' success over the last five seasons has been saving their best football for the end of the season. Since 2001, the Patriots are 49-10 (.831) in games on Thanksgiving Day or later, a mark that is the best in the NFL.

## PATRIOTS BEFORE AND AFTER THANKSGIVING SINCE 2001

Season	Pre-T'giving	Post-T'giving	Overall
2001	5-5 (.500)	9-0 (1.000)	14-5*
2002	6-5 (.545)	3-2 (.600)^	9-7
2003	9-2 (.818)	8-0 (1.000)	17-2*
2004	9-1 (.900)	8-1 (.889)	17-2*
2005	6-4 (.600)	5-3 (.625)	11-7*
2006	7-3 (.700)	7-2 (.778)	14-5*
2007	10-0 (1.000)	8-1 (.889)	18-1*
2008	7-4 (.636)	1-1 (.500)	8-5
<b>Totals</b>	<b>59-24 (.711)</b>	<b>49-10 (.831)</b>	<b>108-34</b>

\*-Includes Playoffs ^-Includes a game played on Thanksgiving Day

## RECORDS ON OR AFTER THANKSGIVING SINCE 2001

(Includes Regular-Season and Playoff Games)

Team	W	L	T	Pct.
New England Patriots	49	10	0	.831
Pittsburgh Steelers	38	16	0	.704
Philadelphia Eagles	36	19	0	.655
Indianapolis Colts	34	21	0	.618
Green Bay Packers	30	20	0	.600

## PLAYOFF PERFORMERS

The Patriots are the only team in the NFL to have won at least one playoff game in each of the last five seasons (2003-07).

## CURRENT STREAKS OF CONSEC. SEASONS W/ PLAYOFF WIN

New England Patriots	5
Seattle Seahawks	3
Four Teams	1

## MOST CONSEC. SEASONS W/ PLAYOFF WIN IN NFL HISTORY

Team	Seasons	Years
Dallas Cowboys	6	1991-95
New England Patriots	5	2003-07
Philadelphia Eagles	5	2000-04
Green Bay Packers	5	1993-97
Oakland Raiders	5	1973-77

## ANNUAL ACHIEVEMENTS

The Patriots are the only team in the NFL to have recorded nine or more wins in each of the last seven seasons.

## MOST SEASONS OF 9+ WINS SINCE 2001

New England	7	Green Bay	5
Indianapolis	7*	Denver	5
Pittsburgh	6*	Dallas	4
Philadelphia	5	Tennessee	4*
Seattle	5	N.Y. Giants	4*

\*-Includes 2008 Season



# TEAM NEWS & NOTES

## PATRIOTS HAVE MOST WINS IN ANY 100-GAME STRETCH IN NFL HISTORY

Over a 100-game span from Sept. 14, 2003 to Oct. 26, 2008, the Patriots compiled an 82-18 (.820) record, achieving **the most successful 100-game stretch for any NFL team since the league was founded in 1920**. According to the Elias Sports Bureau, the Patriots' record of 82 wins over a 100-game stretch topped the previous NFL record of 79 wins over a 100-game period, achieved at various times by three franchises – the Green Bay Packers, San Francisco 49ers and Pittsburgh Steelers. The Patriots' stretch of 82 wins in 100 games from 2003-08 included NFL-record winning streaks of 21 straight overall games from 2003-04 (including regular season and playoffs) and 21 straight regular-season victories from 2006-08.

## HOLDING THE LEAD

The Patriots have won 39 straight regular-season games when leading at halftime, setting a post-merger NFL record. The Patriots have won 70 of their last 71 games when leading at halftime, a streak that dates back to 2001. Additionally, the Patriots have won 38 straight regular-season games in which they have led entering the fourth quarter, tying their own post-merger NFL record. The Patriots have won 76 of their last 77 games in which they have led entering the fourth quarter.

## CONSECUTIVE WINS/ LEADING AT HALF (SINCE 1970)

39.....	New England	2004-08
31.....	New England	2001-04
30.....	Denver	1996-98
29.....	Pittsburgh	1992-96
28.....	Miami	1971-74

## CONSECUTIVE WINS/ LEADING ENTERING 4TH QTR (SINCE 1970)

38.....	New England	2004-08
38.....	New England	2001-04
36.....	San Diego	1992-96
36.....	Pittsburgh	1972-75
33.....	Denver	1996-98

## DOMINATING DEFENSE

Since the beginning of the 2001 season, the Patriots have allowed an average of 17.96 points per game (including playoffs), a mark that ranks third in the NFL over that span. In regular-season play only, the Patriots' 17.93 points per game allowed since 2001 also ranks third in the NFL over that span.

## FEWEST PPG ALLOWED 2001-PRESENT

2001-08 TOTALS				R. Season 01-08			Playoffs 01-07		
Team	GP	Pts	PPG	GP	Pts	PPG	GP	Pts	PPG
TB*	130	2250	17.31	124	2141	17.27	6	109	18.17
PIT	136	2412	17.74	125	2160	17.28	11	252	22.91
<b>NE</b>	<b>142</b>	<b>2550</b>	<b>17.96</b>	<b>125</b>	<b>2241</b>	<b>17.93</b>	<b>17</b>	<b>309</b>	<b>18.18</b>
BAL	129	2317	17.96	125	2252	18.02	4	65	16.25
PHI	137	2491	18.18	125	2275	18.20	12	216	18.00
CHI	130	2471	19.01	125	2342	18.74	5	129	25.80
JAX	128	2440	19.06	125	2352	18.82	3	88	29.33

\*-Not Including MNF (12/8/08)

## SNAPSHOTS OF SUCCESS

The Patriots are in the midst of one of the most prosperous periods for any team in NFL history. Their run of success began with a 29-26 overtime victory against the San Diego Chargers on Oct. 14, 2001, sparking a streak of 107 wins in the Patriots' last 138 games, including the playoffs.

## PATRIOTS SUCCESS STREAKS (Including Postseason)

- 26 wins in last 32 games, dating to Sept. 9, 2007 (26-6, .806)
- 40 wins in last 51 games, dating to Sept. 10, 2006 (40-11, .780)
- 47 wins in last 61 games, dating to Nov. 13, 2005 (47-14, .767)
- 62 wins in last 81 games, dating to Nov. 7, 2004 (62-19, .763)
- 83 wins in last 103 games, dating to Oct. 5, 2003 (83-20, .804)
- 91 wins in last 116 games, dating to Nov. 3, 2002 (91-25, .783)
- 107 wins in last 138 games, dating to Oct. 14, 2001 (107-31, .774)

## DIVISIONAL DOMINANCE

The New England Patriots own a 38-11 (.776) record in regular season AFC East games since the beginning of the 2001 season, compiling the best intra-division record of any team in the NFL over the last seven-plus seasons.

## NFL'S TOP DIVISIONAL RECORDS SINCE 2001

Team	W	L	T	Pct.
<b>New England Patriots</b>	<b>38</b>	<b>11</b>	<b>0</b>	<b>.776</b>
Pittsburgh Steelers	37	13	0	.740
Indianapolis Colts	33	15	0	.688
Green Bay Packers	33	15	0	.688
Seattle Seahawks	31	17	0	.646
Philadelphia Eagles	30	18	0	.625
Denver Broncos	29	20	0	.592
New York Giants	28	21	0	.571
Tennessee Titans	28	22	0	.560
Minnesota Vikings	28	22	0	.560
Chicago Bears	27	22	0	.551
Baltimore Ravens	28	23	0	.549
San Diego Chargers	26	22	0	.542
Kansas City Chiefs	26	23	0	.531
Tampa Bay Buccaneers*	25	23	0	.521

\*-Not Including MNF (12/8/08)

## AFC EAST DIVISIONAL RECORDS SINCE 2001

Team	W	L	T	Pct.	Div. Titles	Years
<b>New England</b>	<b>38</b>	<b>11</b>	<b>0</b>	<b>.776</b>	<b>5</b>	<b>2001, 2003-07</b>
New York Jets	24	24	0	.500	1	2002
Miami	19	30	0	.388	0	---
Buffalo	17	31	0	.354	0	---

NOTES: The Indianapolis Colts were members of the AFC East in 2001 and compiled a 3-5 divisional record that season. In 2002, the Patriots and Jets both finished with a 9-7 overall record and a 4-2 divisional record, but the Jets claimed the division title by virtue of having a better record against common opponents.

## TITLE TOWN

The Patriots have won five straight AFC East titles heading into this season, setting the all-time record for consecutive titles in that division. New England's five straight AFC East crowns tops the four straight division titles by the Buffalo Bills from 1988-91 and by the Miami Dolphins on two occasions. The Patriots have won six of the last seven division crowns. The Patriots have won eight division titles in the 14 seasons since Robert Kraft bought the team in 1994.

## MOST CONSECUTIVE AFC EAST TITLES

Team	Streak	Years
<b>New England Patriots</b>	<b>5</b>	<b>2003-07</b>
Buffalo Bills.....	4	1988-91
Miami Dolphins.....	4	1981, 1983-85*
Miami Dolphins.....	4	1971-74
Baltimore Colts.....	3	1975-77
Buffalo Bills.....	3	1964-66@
Houston Oilers.....	3	1960-62@

\*-Due to 1982 strike, the NFL played just a 9-game season and the standings were not divided into divisions that season. @-AFL Eastern Division

## CURRENT STREAKS OF CONSECUTIVE DIVISION TITLES

<b>New England Patriots</b>	<b>5</b>
Indianapolis Colts.....	5
Seattle Seahawks.....	4

## MOST CONSECUTIVE DIVISION TITLES/NFL HISTORY

Team	Division	Titles	Years
Los Angeles Rams	NFC West	7	1973-79
Pittsburgh Steelers	AFC Central	6	1974-79
Minnesota Vikings	NFC Central	6	1973-78
Dallas Cowboys	NFL Capitol/NFC East	6	1966-71
Cleveland Browns	American/Eastern Conf.	6	1950-55
<b>New England Patriots</b>	<b>AFC East</b>	<b>5</b>	<b>2003-07</b>
Indianapolis Colts	AFC South	5	2003-07
Dallas Cowboys	NFC East	5	1992-96
San Francisco 49ers	NFC West	5	1986-90
Chicago Bears	NFC Central	5	1984-88
Oakland Raiders	AFC West	5	1972-76



# ROBERT KRAFT NEWS & NOTES

Since Robert Kraft purchased the team in 1994, the Patriots have experienced one of the most dramatic turnarounds in the history of sports. In nearly 15 seasons of ownership, Kraft has transformed one of the league's least successful clubs into what many observers view as a model NFL franchise. In the five seasons immediately preceding his purchase (1989-93), the Patriots were a moribund team, winning just 19 of 80 games (.311 pct.) and recording the worst record in the NFL over that span. When he bought the franchise on Jan. 21, 1994, Kraft announced his intention to bring a championship to New England, a tall order considering the team's previous success rate. But under Kraft's leadership, the Patriots have won eight division titles, five conference crowns and three Super Bowl championships. The Patriots have made five Super Bowl appearances since Kraft purchased the team, a period during which no other NFL franchise has earned more than two berths.



	Pre-Kraft 1960-93	1989-93	Kraft Era 1994-08
Overall Record	225-276-9	19-61	170-91
Winning Pct.	.450	.311	.651
Super Bowl Titles	0	0	3
Conference Titles	1	0	5
Division Titles	3	0	8
Playoff Seasons	5	0	10
Playoff Record	4-6	--	17-7
Home Playoff Games	1	0	11
Home Playoff Record	0-1	--	11-0

## A CHAMPIONSHIP TRADITION

The Patriots and the San Antonio Spurs are the only teams from the four major professional sports leagues to have won three titles since 2001. Since 1994, the Patriots trail only the New York Yankees and San Antonio Spurs in having won three titles in the period since Robert Kraft purchased the team.

### MULTIPLE LEAGUE CHAMPIONSHIPS SINCE 2001

Team	League	Titles
New England Patriots	NFL	3
San Antonio Spurs	NBA	3
Boston Red Sox	MLB	2
Los Angeles Lakers	NBA	2

### LEAGUE CHAMPIONSHIPS SINCE 1994

Team	League	Titles
New York Yankees	MLB	4
San Antonio Spurs	NBA	4
Detroit Red Wings	NHL	4
New England Patriots	NFL	3
Los Angeles Lakers	NBA	3
Chicago Bulls	NBA	3
New Jersey Devils	NHL	3

### CHAMPIONSHIP GAME/SERIES APPEARANCES SINCE 1994

Team	League	Appearances
New York Yankees	MLB	6
New England Patriots	NFL	5
Los Angeles Lakers	NBA	5
Detroit Red Wings	NHL	5
San Antonio Spurs	NBA	4
New Jersey Devils	NHL	4

## SELLOUT STREAK

In the early 1990s, the Patriots seemed destined for relocation until Robert Kraft's purchase of the team rejuvenated local interest. In 1991, the season ticket base was just 17,635, barely enough to support the club. Now, the season-ticket base stands at a capped total of 61,759 and more than 50,000 fans are on a waiting list. The Patriots have sold out 158 consecutive home games (dating back to the 1994 regular-season opener).

## SUCCESS STORY

Since Robert Kraft purchased the team in 1994, the Patriots have been one of the NFL's elite franchises. Over the first 14-plus years of Kraft's ownership, the Patriots own the NFL's highest win total, the league's highest winning percentage and have won more Super Bowl titles, more conference championships and more playoff games than any other NFL team.

### SINCE ROBERT KRAFT PURCHASED THE TEAM IN 1994...

#### TOTAL VICTORIES SINCE 1994 (Incl. Postseason)

New England Patriots	170
Pittsburgh Steelers	161
Green Bay Packers	159
Denver Broncos	153
Indianapolis Colts	152
Philadelphia Eagles	140

#### WINNING PERCENTAGE SINCE 1994 (Incl. Postseason)

Team	W	L	T	Pct.
New England Patriots	170	91	0	.651
Pittsburgh Steelers	161	95	1	.628
Green Bay Packers	159	98	0	.619
Denver Broncos	153	97	0	.612
Indianapolis Colts	152	103	0	.596
Philadelphia Eagles	140	112	2	.555
Minnesota Vikings	136	113	0	.546
Tennessee Titans/Houston Oilers	133	114	0	.538

#### SUPER BOWL CHAMPIONSHIPS SINCE 1994

New England Patriots	3
Denver Broncos	2
9 Teams	1

#### CONFERENCE CHAMPIONSHIPS SINCE 1994

New England Patriots	5
Denver Broncos	2
Green Bay Packers	2
Pittsburgh Steelers	2
St. Louis Rams	2
15 Teams	1

#### PLAYOFF VICTORIES SINCE 1994

New England Patriots	17
Pittsburgh Steelers	12
Green Bay Packers	11
Indianapolis Colts	9
Philadelphia Eagles	9

#### PLAYOFF GAMES PLAYED SINCE 1994

New England Patriots	24
Green Bay Packers	20
Pittsburgh Steelers	20
Indianapolis Colts	18
Philadelphia Eagles	17
Denver Broncos	13
San Francisco 49ers	13

#### PLAYOFF SEASONS SINCE 1994

New England Patriots	10
Green Bay Packers	10
Indianapolis Colts	10
Dallas Cowboys	8
Pittsburgh Steelers	8
Philadelphia Eagles	8

#### PLAYOFF WINNING PERCENTAGE SINCE 1994

Team	W	L	Pct.
New England Patriots	17	7	.708
Carolina Panthers	6	3	.667
Baltimore Ravens	5	3	.625
Denver Broncos	8	5	.615
Pittsburgh Steelers	12	8	.600

SINCE ROBERT KRAFT PURCHASED THE TEAM IN 1994...

SINCE ROBERT KRAFT PURCHASED THE TEAM IN 1994...





# BILL BELICHICK NEWS & NOTES

## THE HEAD COACH

**Overall Record:** 150-90 (.625)  
**Regular Season:** 135-86 (.611)  
**Postseason:** 15-4 (.789)  
**With Patriots overall:** 113-45 (.715)  
**Overall since 2001:** 108-34 (.761)  
**Super Bowl Titles:** 5 (86, 90, 01, 03, 04)  
**Conf. Titles:** 7 (86, 90, 96, 01, 03, 04, 07)  
**Division Titles:** 13 (75, 78, 86, 89, 90, 96, 98, 01, 03, 04, 05, 06, 07)



Bill Belichick is the only head coach in NFL history to win three Super Bowl titles in a four-year span. **Over a 100-game span from 2003-08, Belichick directed the team to an 82-18 record, marking the best 100-game span for any team in NFL history.** In the 2007 season, Belichick led the Patriots to the fourth undefeated and untied regular season in the NFL's 88-year history and the first since the NFL established a 16-game schedule in 1978. He has led the Patriots to the Super Bowl four times in the last seven seasons and has produced five straight AFC East titles and six division championships in the last seven seasons. Belichick's Patriots teams own the all-time NFL records for consecutive total victories (21 from 2003-04), consecutive regular-season victories (21 from 2006-08) and consecutive playoff victories (10 from 2001-05). Belichick owns the second best postseason record in NFL history (15-4) and is the winningest NFL head coach since 2001 (108-34). From 2003-04, he directed the Patriots to back-to-back Super Bowl titles while posting consecutive 17-win campaigns. Belichick has spent more seasons in the league than any other current NFL head coach, and in that time has been a part of five Super Bowl championship teams. His overall record of 113-45 with the Patriots gives him the most victories and the best winning percentage of any head coach in franchise history.

## ELITE COMPANY

Bill Belichick is one of nine NFL head coaches to win three or more championships since the league began postseason play in 1933. With the Patriots' victory in Super Bowl XXXIX, Belichick joined an exclusive club in which each of the eight other members has been enshrined in the Pro Football Hall of Fame.

## HEAD COACHES WITH THREE OR MORE NFL TITLES

(Listed alphabetically)

Head Coach	Championship Team(s)
<b>Bill Belichick</b>	<b>New England Patriots</b>
Paul Brown	Cleveland Browns
Weeb Ewbank	Baltimore Colts, New York Jets
Joe Gibbs	Washington Redskins
George Halas	Chicago Bears
Earl (Curly) Lambeau	Green Bay Packers
Vince Lombardi	Green Bay Packers
Chuck Noll	Pittsburgh Steelers
Bill Walsh	San Francisco 49ers

## BELICHICK'S PATRIOTS RENAISSANCE

Any successful project requires a sound plan, and once head coach Bill Belichick implemented his design on the Patriots, his approach has given him the best record of any NFL head coach who has coached at least one game since 2001.

## NFL COACHES' RECORDS SINCE 2001

Coach	Team	W	L	T	Pct.
<b>Bill Belichick</b>	<b>NE</b>	<b>108</b>	<b>34</b>	<b>0</b>	<b>.761</b>
Tony Dungy	TB/IND	98	40	0	.710
Wade Phillips	ATL/DAL	23	10	0	.697
John Harbaugh	BLT	9	4	0	.692
Mike Tomlin	PIT	20	10	0	.667
Bill Cowher	PIT	70	35	1	.665
Andy Reid	PHI	86	50	1	.631
Tony Sparano	MIA	8	5	0	.615
Mike Smith	ATL	8	5	0	.615

NOTE: Records include playoff games

## AMONG THE GREATS

Coach Belichick has recorded 150 career wins and is one of 17 coaches in NFL history to win 150 or more games. Belichick owns a career winning percentage of .625, placing fourth in NFL history among all NFL coaches with at least 150 career victories. Belichick trails only George Halas (.671), Don Shula (.665) and Joe Gibbs (.629) on that list.

## TOP WINNING PERCENTAGE AMONG HEAD COACHES WITH AT LEAST 150 WINS (INCL. POSTSEASON)

Head Coach	Team(s)	Years	W	L	T	Pct.
George Halas	CHI	1920-29,33-41,46-55,58-67	324	151	31	.671
Don Shula	BAL/MIA	1963-95	347	173	6	.665
Joe Gibbs	WAS	1981-92,04-07	171	101	0	.629
<b>Bill Belichick</b>	<b>CLV/NE</b>	<b>1991-95,00-08</b>	<b>150</b>	<b>90</b>	<b>0</b>	<b>.625</b>
Curly Lambeau	GB/CHC/WAS	1921-53	229	134	22	.623

NOTE: Winning percentage calculated using current NFL rules, counting a tie as a half-win, half-loss.

## SUPER SUCCESS

Bill Belichick is one of just four head coaches to win three Super Bowl championships. Belichick is the only coach to win three Super Bowls in the post-1993 salary cap era.

## MOST SUPER BOWL VICTORIES

Head Coach	Team	Titles	Seasons
Chuck Noll	PIT	4	1974, 1975, 1978, 1979
<b>Bill Belichick</b>	<b>NE</b>	<b>3</b>	<b>2001, 2003, 2004</b>
Joe Gibbs	WAS	3	1982, 1987, 1991
Bill Walsh	SF	3	1981, 1984, 1988

NOTE: Sorted by most recent championship. Super Bowls have determined NFL champion since 1966.

## PLAYOFF SUCCESS

Coach Belichick has won 15 career playoff games, a total that is the fifth-highest by a head coach in NFL history.

## MOST PLAYOFF WINS BY AN NFL HEAD COACH

Coach	Team(s)	Wins
Tom Landry	Dallas Cowboys	20
Don Shula	Baltimore Colts, Miami Dolphins	19
Joe Gibbs	Washington Redskins	17
Chuck Noll	Pittsburgh Steelers	16
<b>Bill Belichick</b>	<b>Cleveland Browns, New England Patriots</b>	<b>15</b>

## POSTSEASON PROWESS

Bill Belichick is the second winningest head coach in NFL playoff history, trailing only the legendary Vince Lombardi, whose name is emblazoned on the Super Bowl trophy.

## BEST POSTSEASON RECORDS IN NFL HISTORY

Head Coach	Team(s)	W	L	Pct.
Vince Lombardi	GB/WAS	9	1	.900
<b>Bill Belichick</b>	<b>CLE/NE</b>	<b>15</b>	<b>4</b>	<b>.789</b>
Joe Gibbs	WAS	17	7	.709

## HUNDRED WIN CLUB

Bill Belichick has won 113 overall games since becoming Patriots head coach in 2000. He is one of four current head coaches who have won 100 or more games with their current team.

## HEAD COACHES WITH 100 WINS WITH CURRENT TEAM

Coach	Team	Yrs	Seasons	Wins
Mike Shanahan	DEN	14	1995-2008	139
Jeff Fisher	HOU/TEN	15	1994-2008	133
<b>Bill Belichick</b>	<b>NE</b>	<b>9</b>	<b>2000-08</b>	<b>113</b>
Andy Reid	PHI	10	1999-2008	103

NOTE: Includes Playoff Games

## TOPS IN TEAM HISTORY

Bill Belichick is the most successful head coach in Patriots history. He has recorded more wins (113) and a higher winning percentage (.715) than any of the 13 previous head coaches.

## WINNINGEST HEAD COACHES IN PATRIOTS HISTORY

Coach	Years	Winning Pct.	Overall W-L-T	Playoff W-L
<b>Bill Belichick</b>	<b>2000-08</b>	<b>.715</b>	<b>113-45-0</b>	<b>14-3</b>
Raymond Berry	1984-89	.554	51-41-0	3-2
Pete Carroll	1997-99	.549	28-23-0	1-2
Ron Meyer	1982-84	.529	18-16-0	0-1





# 2008 SEASON NEWS & NOTES

## 2008 HONORS AND AWARDS

### QB Matt Cassel

- AFC Offensive Player of the Week (Wk. 7 vs. Denver)
- AFC Offensive Player of the Week (Wk. 12 at Miami)
- Peter King's Monday Morning Quarterback Co-Offensive Player of the Week (Wk. 2 at N.Y. Jets; Wk. 12 at Miami)

### K Stephen Gostkowski

- AFC Special Teams Player of the Month (October)
- Peter King's Monday Morning Quarterback Special Teams Player of the Week (Wk. 5 at San Francisco)

### KR Ellis Hobbs

- USA Today's Midseason All-Pro Team

### C Dan Koppen

- *Dallas Morning News*' Midseason All-Pro Team

### LB Jerod Mayo

- NFL Defensive Rookie of the Month (October)
- Midseason Defensive Rookie of the Year – SI.com's Don Banks
- Midseason Defensive Rookie of Year – CBSsports.com's Pete Prisco
- Midseason Defensive Rookie of the Year – MSNBC.com's Tom Curran

### S Brandon Meriweather

- Peter King's Monday Morning Quarterback Co-Defensive Player of the Week (Wk. 14 at Seattle)

### Offensive Coordinator/QBs Josh McDaniels

- Peter King's Monday Morning QB Coach of the Week (Wk. 12 at Miami)

## PATRIOTS ARE LEAST-PENALIZED TEAM IN 2008

The Patriots have been flagged for 44 accepted penalties in 2008 – the fewest of any NFL team this season. New England has had 55 penalties called against it (11 have been declined), a figure that also by far the lowest in the league. On Oct. 26 against St. Louis, the Patriots were not flagged for any accepted penalties, marking the first penalty-free game in the franchise's 731-game history. On Dec. 7 at Seattle, the Patriots were called for just one penalty. The Patriots are on pace to be called for just 54 accepted penalties this season, a total that could challenge the franchise record (50 penalties in 1973). The Seattle Seahawks had 59 accepted penalties last season – the fewest in the NFL since the league adopted the 16-game schedule in 1978.

### 2008 NFL LEADERS / FEWEST ACCEPTED PENALTIES

Team	Penalties Called	Penalties Accepted
<b>New England Patriots</b>	<b>55</b>	<b>44</b>
Seattle Seahawks	68	58
Atlanta Falcons	70	59
Buffalo Bills	70	60

## PATRIOTS POST 500-YARD OUTPUTS

Over a two-game span from Nov. 13-23, the Patriots gained a total of 1,041 total net yards, recording the franchise's first back-to-back games with 500 or more total net yards. Against Miami on Nov. 23, the Patriots gained 530 total net yards, a figure that stands as the franchise's highest since 1979 and the second highest in team history. The previous week against the New York Jets (Nov. 13), the Patriots gained 511 total net yards, a figure that stands as the fifth-best in team annals. The Patriots are the only NFL team this season to have two games with 510 or more total net yards. There have been a total of nine 510-yard games this season and the Patriots own two of them.

### PATRIOTS RECORDS / TOTAL NET YARDS IN GAME

Date	Opp.	Total Net Yards	Passing	Rushing
09/09/79	N.Y. Jets	597	365	232
<b>11/23/08</b>	<b>Miami</b>	<b>530</b>	<b>408</b>	<b>122</b>
10/29/78	N.Y. Jets	529	289	240
12/18/65	Houston Oilers	526	336	190
<b>11/13/08</b>	<b>N.Y. Jets</b>	<b>511</b>	<b>386</b>	<b>125</b>
11/18/07	Buffalo	510	383	127

## MINIMIZING NEGATIVE RUSHES

The Patriots' running game has yielded just 16 negative rushing plays all season (excluding kneeldowns), a total that stands as the fewest in the NFL. New England has lost yardage on a league-low 4.6 percent of its 361 rushing attempts this season.

### 2008 NFL LEADERS / FEWEST NEGATIVE RUSHES

Team	Neg. Rushes*	Total Rushes	Neg. Pct.
<b>New England Patriots</b>	<b>16</b>	<b>361</b>	<b>4.6</b>
Cleveland Browns	19	312	6.2
San Diego Chargers	19	288	6.7
Washington Redskins	21	359	6.1

\*-Excludes kneeldowns

## SUSTAINING POSSESSIONS

The Patriots lead the NFL with 32 drives of 10 plays or longer this season. New England also leads the league with 26 scoring drives of 10 plays or longer.

### 2008 NFL LEADERS / 10-PLAY DRIVES

Team	10-Play Drives	10-Play Scoring Drives
<b>New England Patriots</b>	<b>32</b>	<b>26</b>
Denver Broncos	30	25
New York Jets	29	21
Atlanta Falcons	28	22

## MOVING THE CHAINS

The Patriots have gained a total of 284 first downs this season, a total that ranks third in the NFL behind the Denver Broncos and Arizona Cardinals. New England is on pace to gain a total of 350 first downs this season, a total that would rank second in franchise history to only the team-record 393 first downs gained in 2007 (a total that ranked second in NFL history).

### 2008 NFL LEADERS / FIRST DOWNS

Team	1st Downs	Rush	Pass	Penalty
Denver Broncos	287	87	176	24
Arizona Cardinals	285	65	198	22
<b>New England Patriots</b>	<b>284</b>	<b>111</b>	<b>152</b>	<b>21</b>
New Orleans Saints	278	79	181	18

## SCORING EFFICIENCY

The Patriots have scored points on 42.6 percent of their offensive possessions, totaling 60 scoring drives on 141 possessions (30 touchdowns, 30 field goals). Their 42.6 percent scoring rate leads the AFC and ranks fourth in the NFL.

### 2008 NFL LEADERS / SCORING EFFICIENCY

Team	Score Pct.	Poss.	Scores	TD	FG
New York Giants	44.8	145	65	37	28
Arizona Cardinals	43.1	144	62	39	23
<b>New England Patriots</b>	<b>42.6</b>	<b>141</b>	<b>60</b>	<b>30</b>	<b>30</b>
Atlanta Falcons	41.9	136	57	32	25

## HIGH THREE AND OUT RANKINGS

The Patriots defense ranks fourth in the NFL in forcing its opponents into a three-and-out 29 percent of the time. Additionally, the Patriots offense ranks fourth in the NFL in being forced into a three-and-out just 14.9 percent of the time.

### 2008 NFL LEADERS / THREE-AND-OUTS BY DEFENSE

Team	3&Out Pct.	Def. Series	3-And-Outs
Baltimore Ravens	32.7	159	52
Washington Redskins	31.9	141	45
Pittsburgh Steelers	29.2	154	54
<b>New England Patriots</b>	<b>29.0</b>	<b>138</b>	<b>40</b>
Philadelphia Eagles	27.9	165	46

### 2008 NFL LEADERS / THREE-AND-OUTS BY OFFENSE

Team	3&Out Pct.	Possessions	3-And-Outs
Houston Texans	14.4	139	20
Indianapolis Colts	14.4	125	18
Arizona Cardinals	14.6	144	21
<b>New England Patriots</b>	<b>14.9</b>	<b>141</b>	<b>21</b>
Denver Broncos	15.4	136	21



# WR RANDY MOSS NEWS & NOTES

## MOSS: ALL-TIME LEADER IN RECEPTIONS PER TD

Over his NFL career of 10-plus seasons, Randy Moss has averaged one touchdown for every 6.33 receptions, a total that is the best in NFL history among any receiver with at least 500 receptions. Moss has caught 132 touchdowns out of 835 career receptions. Lance Alworth, who played 11 seasons for San Diego and Dallas from 1962-72, caught 85 touchdowns out of 542 career receptions for an average of one score every 6.38 receptions.



## ALL-TIME NFL LEADERS / RECEPTIONS PER TOUCHDOWN

(Minimum 500 career receptions)

Player	Team(s)	Years	Rec	TD	Rec/TD
<b>Randy Moss</b>	<b>MIN/OAK/NE</b>	<b>1998-2008</b>	<b>835</b>	<b>132</b>	<b>6.33</b>
Lance Alworth	SD/DAL	1962-1972	542	85	6.38
Terrell Owens	SF/PHI/DAL	1996-2008	937	138	6.79
Nat Moore	MIA	1974-1986	510	74	6.89
Mark Clayton	MIA/GB	1983-1993	582	84	6.93
Don Maynard	NYG/NYJ/STL	1958,60-73	633	88	7.19

## MOSS IS NFL'S PREMIER TD RECEIVER

Since entering the NFL in 1998, Randy Moss has caught 132 touchdown passes, more than any other NFL player over that span. Since joining the Patriots via trade prior to the 2007 season, Moss has caught 31 touchdowns – also the best in the league over that span. In terms of overall touchdowns (rushing, receiving and returning), Moss has totaled 133 scores since entering the league in 1998 (132 via reception and one via punt return), a tally that ranks second only to LaDainian Tomlinson (137 touchdowns) over that span. **This season, Moss's eight touchdown receptions are tied for the AFC lead and are tied for fifth in the NFL.**

## NFL TOUCHDOWN RECEPTION LEADERS SINCE MOSS JOINED THE PATRIOTS IN 2007

Player	Team(s)	Rec	Yds	TD
<b>Randy Moss</b>	<b>NE</b>	<b>159</b>	<b>2,334</b>	<b>31</b>
Terrell Owens	DAL	136	2,203	24
Anquan Boldin	ARZ	154	1,857	20
Braylon Edwards	CLV	125	2,024	19
Greg Jennings	GB	119	2,051	19
Larry Fitzgerald	ARZ	183	2,557	19
Plaxico Burress	NYG	105	1,479	16
T.J. Houshmandzadeh	CIN	201	2,028	16

## NFL TOUCHDOWN RECEPTION LEADERS SINCE MOSS ENTERED THE NFL IN 1998

Player	Team(s)	Rec	Yds	TD
<b>Randy Moss</b>	<b>MIN/OAK/NE</b>	<b>835</b>	<b>13,034</b>	<b>132</b>
Terrell Owens	SF/PHI/DAL	842	12,462	126
Marvin Harrison	IND	956	12,825	114
Torry Holt	STL	855	12,451	73
Hines Ward	PIT	779	9,494	71
Tony Gonzalez	KC	865	10,393	71

## MOSS FIFTH-FASTEST TO 800 IN NFL HISTORY

Randy Moss recorded his 800th career reception in the Patriots' Oct. 26 win over St. Louis, a 10-yard grab in the 1st quarter. Moss became the 20th player in NFL history to break the 800-reception mark, and did it in his 161st game, reaching the milestone in the fifth-fewest number of games in league history.

## FEWEST GAMES TO REACH 800 RECEPTIONS

Player	Team(s)	Games
Marvin Harrison	Indianapolis Colts	131
Torry Holt	St. Louis Rams	142
Jerry Rice	San Francisco 49ers	154
Terrell Owens	San Francisco, Philadelphia, Dallas	158
<b>Randy Moss</b>	<b>Minnesota, Oakland, New England</b>	<b>161</b>
Keyshawn Johnson	N.Y. Jets, Tampa Bay, Dallas, Carolina	163

## MOSS AMONG ALL-TIME LEADERS

RANDY MOSS is among the NFL's all-time leaders in two major receiving categories – career touchdown receptions and receiving yards per game. In his 10-plus seasons, Moss has caught 132 touchdown passes and is one of just five receivers in NFL history to break the 125-touchdown mark. Additionally, Moss has averaged 78 receiving yards per game during his career, a mark that ranks second all-time.

## NFL ALL-TIME LEADERS / RECEIVING TOUCHDOWNS

Player	Years	Team(s)	TDs
Jerry Rice	1985-2004	SF/OAK/SEA	197
Terrell Owens	1996-2008	SF/PHI/DAL	138
<b>Randy Moss</b>	<b>1998-2008</b>	<b>MIN/OAK/NE</b>	<b>132</b>
Cris Carter	1987-2002	PHI/MIN/MIA	130
Marvin Harrison	1996-2008	IND	127
Tim Brown	1988-2004	LA(A)/OAK/TB	100
Steve Largent	1976-1989	SEA	100

## NFL ALL-TIME LEADERS / RECEIVING YARDS PER GAME

(Minimum 100 Games Played)

Player	Years	Team(s)	Gms	Yds	Yd/G
Torry Holt	1999-2008	STL	155	12,451	80.3
<b>Randy Moss</b>	<b>1998-2008</b>	<b>MIN/OAK/NE</b>	<b>167</b>	<b>13,034</b>	<b>78.0</b>
Marvin Harrison	1996-2008	IND	188	14,527	77.3
Jerry Rice	1985-2004	SF/OAK/SEA	303	22,895	75.6
Lance Alworth	1962-1972	SD/DAL	136	10,266	75.5
Michael Irvin	1988-1999	DAL	159	11,904	74.9

## NFL ALL-TIME LEADERS / 100-YARD RECEIVING GAMES

Player	Team(s)	Years	Gms
Jerry Rice	SF/OAK/SEA	1985-2004	76
<b>Randy Moss</b>	<b>MIN/OAK/NE</b>	<b>1998-2008</b>	<b>59</b>
Marvin Harrison	IND	1996-2008	59
Don Maynard	NYG/NYJ/STL	1958, 60-73	50

## NFL ALL-TIME LEADERS / GAMES WITH 2+ TD REC.

Player	Team(s)	Years	Gms
Jerry Rice	SF/OAK/SEA	1985-2004	43
<b>Randy Moss</b>	<b>MIN/OAK/NE</b>	<b>1998-2008</b>	<b>31</b>
Terrell Owens	SF/PHI/DAL	1996-2008	30
Marvin Harrison	IND	1996-2008	29
Cris Carter	PHI/MIN/MIA	1987-2002	29
Don Hutson	GB	1935-1945	28

## MOSS MOVING UP ALL-TIME LISTS

Randy Moss currently ranks 11th on the NFL's all-time receiving yards list and places 15th on the league's all-time receptions list. He is one of 11 players in NFL history to total at least 13,000 receiving yards and is one of 20 players to have at least 800 receptions.

## NFL ALL-TIME LEADERS / RECEIVING YARDS

Rk	Player	Team(s)	Years	Yards
1	Jerry Rice	SF/OAK/SEA	1985-2004	22895
--				
9	Andre Reed	BUF/WAS	1985-2000	13198
10	Steve Largent	SEA	1976-1989	13089
<b>11</b>	<b>Randy Moss</b>	<b>MIN/OAK/NE</b>	<b>1998-2008</b>	<b>13034</b>
12	Irving Fryar	NE/MIA/PHI/WAS	1984-2000	12785
13	Art Monk	WAS/NYJ/PHI	1980-1995	12721

## NFL ALL-TIME LEADERS / RECEPTIONS

Rk	Player	Team(s)	Years	Rec
1	Jerry Rice	SF/OAK/SEA	1985-2004	1549
--				
12	Torry Holt	STL	1999-2008	855
13	Irving Fryar	NE/MIA/PHI/WAS	1984-2000	851
14	Rod Smith	DEN	1995-2006	849
<b>15</b>	<b>Randy Moss</b>	<b>MIN/OAK/NE</b>	<b>1998-2008</b>	<b>835</b>
16	Larry Centers	ARZ/BUF/WAS/NE	1990-2003	827
17	Steve Largent	SEA	1976-1989	819
18	Shannon Sharpe	DEN/BLT	1990-2003	815



# QB MATT CASSEL NEWS & NOTES

## CASSEL'S AFC RANKINGS

Matt Cassel ranks among the AFC's top six quarterbacks in all major passing statistics. Cassel is on pace to throw for 3,756 yards and is on pace for 544 attempts and 348 completions – all of those totals would be team records for a first-year starter. His 2008 full-season projections for total attempts, completions, completion percentage and yards are all projected to rank among the top 10 single-season totals in Patriots history.



## MATT CASSEL'S AFC RANKINGS

Statistic	No.	Rank	Conference Leader
Attempts	442	3	J.Cutler, 489
Completions	283	4	P.Manning, 307
Comp. Percentage	64.0	6	B.Favre, 68.4
Passing Yards	3,052	5	J.Cutler, 3,679
Touchdowns	14	T-5	P.Rivers, 26
Passer Rating	85.3	6	P.Rivers, 102.0

## CASSEL ON SOLID PACE

In 13 games this season, Matt Cassel has helped the Patriots to an 8-5 record and is on pace to place high on the franchise's single-season lists in a number of passing categories. Cassel is on pace to total 3,756 passing yards, 544 attempts, 348 completions, 17 passing touchdowns and an 85.3 passer rating. Below are how those numbers would stack up in team history if Cassel can maintain his current pace.

## CASSEL'S 2008 PROJECTIONS AND PROJECTED RANKS

Statistic	Pace	Rank*	NE Record Holder
Attempts	544	6	D.Bledsoe, 691 (1994)
Completions	348	5	D.Bledsoe, 400 (1994)
Comp. Percentage	64.0	2	T.Brady, 68.9 (2007)
Passing Yards	3,756	7	T.Brady, 4,806 (2007)
Touchdowns	17	T-27	T.Brady, 50 (2007)
Passer Rating	85.3	12	T.Brady, 117.2 (2007)

\*-Number listed is the rank in franchise history if Cassel maintains his current pace

## CASSEL'S COMPLETION PCT. RANKS HIGH

Matt Cassel has completed 64.0 percent of his passes this season (283-of-442), a completion rate that currently stands as the second best in franchise history. Cassel's completion rate trails only Tom Brady's franchise-record 68.9 percent rate last season, a mark that stands as the 9th best in NFL history.

## PATRIOTS SINGLE-SEASON COMPLETION PCT. LEADERS

Player	Year	Gm	Att	Cmp	Pct.
Tom Brady	2007	16	578	398	68.9
<b>Matt Cassel</b>	<b>2008</b>	<b>13</b>	<b>442</b>	<b>283</b>	<b>64.0</b>
Tom Brady	2001	15	413	264	63.9
Tom Brady	2005	16	530	334	63.0
Tom Brady	2002	16	601	373	62.1

## CASSEL JOINS EXCLUSIVE GROUP

Matt Cassel became the fifth quarterback since the 1970 AFL-NFL merger to have 400 or more passing yards in consecutive games. Cassel had 400 yards against the New York Jets on Nov. 13 and followed that performance with 415 yards against the Miami Dolphins on Nov. 23. Cassel's 815 passing yards in those two games are the highest two-game total in Patriots history. In each of those games, Cassel directed a Patriots offense that totaled more than 500 net yards, marking the first time in franchise history that the team had exceeded that mark in consecutive games.

## PLAYERS WITH BACK-TO-BACK 400-YD PASSING GAMES

Player	Team	Yards (Date)	Yards (Date)
<b>Matt Cassel</b>	<b>NE</b>	<b>400 (11/13/08)</b>	<b>415 (11/23/08)</b>
Billy Volek	TEN	426 (12/13/04)	492 (12/19/04)
Phil Simms	NYG	432 (10/06/85)	513 (10/13/85)
Dan Marino	MIA	470 (12/2/84)	404 (12/9/84)
Dan Fouts	SD	444 (12/11/82)	435 (12/20/82)

## CASSEL IS FIRST NFL PLAYER TO TOTAL 400 PASSING YARDS AND 60 RUSHING YARDS

Matt Cassel threw for 400 yards and ran for 62 yards against the Jets on Nov. 13, becoming the first player in NFL history to have 400 or more passing yards and 60 or more rushing yards in a game. Only one other time since 1970 has a player had at least 400 passing yards and at least 50 rushing yards in a game.

## CASSEL BREAKS 400-YARD MARK TWICE

Matt Cassel threw for 400 yards in consecutive games, achieving two of the top 10 passing performances in Patriots history. His 415-yard performance against Miami on Nov. 23 was the fifth-highest passing yardage total in team history as Cassel joined Drew Bledsoe as the only Patriots passers to have 415 yards or more in a game. Cassel and Bledsoe are the only Patriots to have more than one 400-yard passing game in a New England uniform. Against the Jets on Nov. 13, Cassel had the first 400-yard game for a Patriot since Sept. 22, 2002, when Tom Brady threw for a career-high 410 yards against Kansas City.

## ALL-TIME PATRIOTS 400-YARD PASSING GAMES

Player	Date	Opp.	Yards	A-C-TD-INT
Drew Bledsoe	11/13/94*	MIN	426	70-45-3-0
Drew Bledsoe	11/23/98	MIA	423	54-28-2-2
Drew Bledsoe	09/04/94	at MIA	421	51-32-4-2
Drew Bledsoe	11/03/96	MIA	419	41-30-3-2
<b>Matt Cassel</b>	<b>11/23/08</b>	<b>at MIA</b>	<b>415</b>	<b>43-30-3-1</b>
Tony Eason	09/21/86	SEA	414	45-26-3-0
Tom Brady	09/22/02*	KC	410	54-39-4-1
Tom Ramsey	11/29/87*	PHI	402	53-34-3-2
Steve Grogan	10/12/86	NYJ	401	42-23-3-0
<b>Matt Cassel</b>	<b>11/13/08*</b>	<b>NYJ</b>	<b>400</b>	<b>51-30-3-0</b>
Vito "Babe" Parilli	10/16/64	OAK	400	47-25-4-4

\*-Overtime

## CASSEL HAS MOST RUSHING YARDS FOR A PATRIOTS QUARTERBACK IN A GAME IN 30 YEARS

Matt Cassel had 62 rushing yards on eight carries to lead the Patriots in rushing against the Jets on Nov. 13. His 62 rushing yards are the most by a Patriots quarterback in a game in more than 30 years, dating back to Sept. 24, 1978, when Steve Grogan had 65 rushing yards on six carries in a 21-14 win over the Oakland Raiders. Cassel's 62 rushing yards are the most in a game by any Patriots quarterback other than Grogan, and the 62-yard performance is the sixth-highest single-game total for a quarterback in team history. Grogan holds the franchise record for rushing yards by a quarterback with a 103-yard performance (on seven carries) against the Jets on Oct. 18, 1976.

## MOST SINGLE-GAME RUSH YARDS BY A PATRIOTS QB

Player	Date	Opp	Yards	Att.
Steve Grogan	10/18/76	NYJ	103	7
Steve Grogan	11/20/77	at BUF	81	12
Steve Grogan	09/19/76	MIA	76	9
Steve Grogan	09/18/78	BAL	65	7
Steve Grogan	09/24/78	at OAK	65	6
<b>Matt Cassel</b>	<b>11/13/08</b>	<b>NYJ</b>	<b>62</b>	<b>8</b>
Jim Plunkett	10/21/73	at CHI	61	8
Steve Grogan	10/03/76	OAK	56	5

## MOST SINGLE-SEASON RUSH YARDS BY A PATRIOTS QB

Rk	Player	Season	Att	Yds	Avg.	Lg	TD
1	Steve Grogan	1978	81	539	6.7	31	5
2	Steve Grogan	1976	60	397	6.6	41t	12
3	Steve Grogan	1979	64	368	5.8	26	2
4	Steve Grogan	1977	61	324	5.3	41	1
5	Jim Plunkett	1972	36	230	6.4	21	1
6	Tom Yewcic	1962	33	215	6.5	27	2
<b>7</b>	<b>Matt Cassel</b>	<b>2008</b>	<b>62</b>	<b>214</b>	<b>3.5</b>	<b>19</b>	<b>2</b>
8	Jim Plunkett	1971	45	210	4.7	16	0
9	Jim Plunkett	1973	44	209	4.8	20	5
10	Vito "Babe" Parilli	1965	50	200	4.0	17	0
11	Vito "Babe" Parilli	1961	38	183	4.8	24	4





# OFFENSE NEWS & NOTES

## ANOTHER HISTORIC PERFORMANCE

WES WELKER's 96 receptions through 13 games in 2008 are already tied for the fifth-highest single-season total in team history. With four more receptions he would compile just the third 100-catch performance in team history, joining his franchise-record 2007 total and a 101-catch performance by Troy Brown in 2001.



### PATRIOTS SINGLE-SEASON RECEPTION LEADERS

Player	Season	Rec.	Yds	TD
<b>Wes Welker</b>	<b>2007</b>	<b>112</b>	<b>1175</b>	<b>8</b>
Troy Brown	2001	101	1199	5
<b>Randy Moss</b>	<b>2007</b>	<b>98</b>	<b>1493</b>	<b>23</b>
Troy Brown	2002	97	890	3
<b>Wes Welker</b>	<b>2008</b>	<b>96</b>	<b>1,002</b>	<b>1</b>
Ben Coates	1994	96	1174	7

### PATRIOTS SINGLE-GAME RECEPTION LEADERS

Player	Date	Opp.	Rec	Yds
Troy Brown	09/22/02	KC	16	176
<b>Wes Welker</b>	<b>11/25/07</b>	<b>PHI</b>	<b>13</b>	<b>149</b>
Deion Branch	09/29/02	at SD	13	128
Terry Glenn	10/03/99	at CLV	13	214
<b>Wes Welker</b>	<b>12/07/08</b>	<b>at SEA</b>	<b>12*</b>	<b>134</b>
Troy Brown	12/04/00	KC	12	119
Ben Coates	11/27/94	at IND	12	119

\*-Also caught a 2-point conversion pass in addition to his 12 receptions

## WELKER LEADS NFL IN RECEPTIONS SINCE 2007

WES WELKER leads the NFL with 208 receptions since the beginning of last season. In 2007, he set a Patriots franchise record with 112 receptions, tying him for the NFL lead and setting a league record for most receptions in a player's first season with a new team. **This season, his 96 receptions lead the NFL.** He joined the Patriots via trade prior to the 2007 season.

### 2007-PRESENT NFL RECEPTION LEADERS

Player	Team	Rec.	Yds	TD
<b>Wes Welker</b>	<b>NE</b>	<b>208</b>	<b>2,177</b>	<b>9</b>
T.J. Houshmandzadeh	CIN	201	2,028	16
Brandon Marshall	DEN	185	2,358	13
Larry Fitzgerald	ARZ	183	2,557	19
Tony Gonzalez	KC	177	2,051	12

### 2008 NFL RECEPTION LEADERS

Player	Team	Rec.	Yds	TD
<b>Wes Welker</b>	<b>NE</b>	<b>96</b>	<b>1,002</b>	<b>1</b>
Andre Johnson	HST	92	1,201	5
T.J. Houshmandzadeh	CIN	89	885	4
Larry Fitzgerald	ARZ	83	1,148	9
Brandon Marshall	DEN	83	1,033	6
Anquan Boldin	ARZ	83	1,004	11

## WELKER CATCHES SIX OR MORE PASSES IN 11 STRAIGHT GAMES TO OPEN 2008


Wes Welker caught at least six passes in each of the first 11 games this season. Welker is the first player in NFL history to have six or more receptions in each of the first 11 games of a season, breaking the previous NFL record of eight, achieved by Jacksonville's Jimmy Smith in 2001. Dating back to last season, Welker caught at least six passes in 15 straight games, including playoffs, from Dec. 29, 2007 to Nov. 23, 2008.

### MOST CONSEC. GAMES WITH 6+ REC. TO OPEN SEASON

Player	Team	Year	Games
<b>Wes Welker</b>	<b>New England Patriots</b>	<b>2008</b>	<b>11</b>
Jimmy Smith	Jacksonville Jaguars	2001	8
Hines Ward	Pittsburgh Steelers	2004	7
Mike Ditka	Chicago Bears	1964	7

## MEMBER OF 2000/2000 CLUB FOR THE 2000s

KEVIN FAULK is one of just 11 NFL players this decade to total at least 2,000 rushing yards and at least 2,000 receiving yards, and is one of only six players to have at least 2,000 rushing yards and at least 3,000 receiving yards. Faulk has totaled 2,897 rushing yards and 3,105 receiving yards since 2000, joining an exclusive list of elite players who have achieved the feat. Faulk is one of just six players who reached the milestone with just one team. In the 1990s, there were 13 players who achieved the 2000/2000 milestone; 22 players did it in the 1980s; nine players achieved the feat in the 1970s.



### PLAYERS WITH 2,000 RUSHING YARDS AND 2,000 RECEIVING YARDS SINCE 2000

(Listed Alphabetically)

Player	Team	Rushing	Receiving
Tiki Barber*	NYG	9514	3927
Warrick Dunn	TB/ATL	8250	2871
<b>Kevin Faulk</b>	<b>NE</b>	<b>2897</b>	<b>3105</b>
Marshall Faulk*	STL	5578	3023
Charlie Garner*	SF/OAK/TB	3607	2614
Ahman Green	GB/HST	8716	2863
Priest Holmes*	KC	6658	2598
Edgerrin James	IND/ARZ	10449	2747
Michael Pittman	ARZ/TB/DEN	5247	3316
LaDainian Tomlinson	SD	11535	3746
Brian Westbrook	PHI	5573	3512

\*-No Longer Active

## MOST PRODUCTIVE PATRIOT SINCE 2001

KEVIN FAULK has more total yards from scrimmage than any other Patriots player since 2001. Faulk has totaled 4,967 yards from scrimmage (2,327 rushing and 2,640 receiving) to lead the club over a span during which the Patriots have compiled a 108-34 record.

### PATRIOTS LEADERS / YDS FROM SCRIMMAGE SINCE 2001

Player	Years	Rush-Yd	Rec.-Yd	Yd/Scrim.
<b>Kevin Faulk</b>	<b>2001-08</b>	<b>539-2327</b>	<b>308-2640</b>	<b>4967</b>
Troy Brown	2001-07	22-150	337-3595	3745
Corey Dillon	2004-06	753-3180	52-431	3611
Antowain Smith	2001-03	721-2781	64-527	3308
Deion Branch	2002-05	3-11	213-2744	2755

## FAULK: FRANCHISE RB RECEPTIONS LEADER

KEVIN FAULK is the Patriots' all-time leader in receptions by a running back, totaling 371 career receptions. His receiving total ranks fourth on the Patriots' overall receptions list. He moved past Irving Fryar into fourth place during the Patriots' game against the Pittsburgh Steelers on Oct. 30. He passed Terry Glenn for fifth place against San Francisco on Oct. 5 - a game in which he also tied his career high with two rushing touchdowns.

### RECEPTIONS BY PATRIOTS RUNNING BACKS

Player	Years	Rec.
<b>Kevin Faulk</b>	<b>1999-2008</b>	<b>371</b>
Tony Collins	1981-1987	261
Sam Cunningham	1973-79, 1981-82	210
Larry Garron	1960-68	185

### PATRIOTS ALL-TIME CAREER RECEPTIONS LIST

Rk	Player	Pos.	Years	Rec.
1	Troy Brown	WR	1993-2007	557
2	Stanley Morgan	WR	1977-1989	534
3	Ben Coates	TE	1991-1999	490
<b>4</b>	<b>Kevin Faulk</b>	<b>RB</b>	<b>1999-2008</b>	<b>371</b>
5	Irving Fryar	WR	1984-1992	363
6	Terry Glenn	WR	1996-2001	329



# DEFENSE/SP. TEAMS NEWS & NOTES

## EVEN STEPHEN

Since joining the Patriots as a fourth-round draft choice in 2006, STEPHEN GOSTKOWSKI has connected on 85.5 percent of his regular-season field goals (71-for-83), achieving the best field goal percentage in Patriots history. He has connected on 90.9 percent of his kicks this year (30-for-33). Additionally, he hit 17 straight field goals from Dec. 9, 2007 to Oct. 5, 2008, recording the third-longest consecutive field goal streak in team annals. **He leads the NFL in scoring with 117 points in 2008, and his 30 successful field goals also lead the NFL.**

### PATRIOTS ALL-TIME LEADERS / FIELD GOAL PCT.

(Minimum 50 Attempts)

Player	Years	FGM	FGA	Pct.
<b>Stephen Gostkowski</b>	<b>2006-08</b>	<b>71</b>	<b>83</b>	<b>.855</b>
Adam Vinatieri	1996-05	263	321	.819
Matt Bahr	1993-95	55	72	.764
Tony Franklin	1984-87	93	125	.744

### PATRIOTS SINGLE-SEASON LEADERS / FIELD GOAL PCT.

(Minimum 16 Attempts)

Player	Year	FGM	FGA	Pct.
Adam Vinatieri	2004	31	33	.949
<b>Stephen Gostkowski</b>	<b>2008</b>	<b>30</b>	<b>33</b>	<b>.909</b>
Adam Vinatieri	2002	27	30	.900
<b>Stephen Gostkowski</b>	<b>2007</b>	<b>21</b>	<b>24</b>	<b>.875</b>
Adam Vinatieri	1997	25	29	.862

### MOST CONSECUTIVE FIELD GOALS MADE / TEAM HISTORY

Player	Strk Began	Strk Ended	Consec. FGs
Adam Vinatieri	11/24/96	11/09/97	25
Adam Vinatieri	10/10/04	12/26/04	23
<b>Stephen Gostkowski</b>	<b>12/9/07</b>	<b>10/5/08</b>	<b>17</b>
Adam Vinatieri	10/08/00	12/04/00	16
Tony Franklin	10/26/86	11/23/86	14

## LINEBACKERS ARE SACK LEADERS

JUNIOR SEAU, MIKE VRABEL, ROSEVELT COLVIN and ADALIUS THOMAS are among the top seven active linebackers in terms of total career sacks. Seau ranks fourth with 56.5 sacks, Vrabel ranks fifth with 54.0 sacks, Colvin ranks sixth with 52.5 sacks, and Thomas ranks seventh with 50 career sacks. Between them, the four linebackers own 213 career sacks.

### ACTIVE LINEBACKERS SACKS LEADERS

Player	Team(s)	Seasons	GP	Sacks
Willie McGinest	NE/CLV	15	209	85.0
Joey Porter	PIT/MIA	10	151	82.0
Greg Ellis	DAL	11	159	74.0
<b>Junior Seau</b>	<b>SD/MIA/NE</b>	<b>19</b>	<b>258</b>	<b>56.5</b>
<b>Mike Vrabel</b>	<b>PIT/NE</b>	<b>12</b>	<b>172</b>	<b>54.0</b>
<b>Rosevelt Colvin</b>	<b>CHI/NE</b>	<b>10</b>	<b>118</b>	<b>52.5</b>
<b>Adalius Thomas</b>	<b>BAL/NE</b>	<b>9</b>	<b>121</b>	<b>50.0</b>

## VRABEL=VERSATILITY

In proving to be one of the NFL's most versatile players, linebacker MIKE VRABEL has made important contributions for the Patriots on offense and defense. Vrabel has recorded 10 career receptions, all resulting in touchdowns.

### MIKE VRABEL'S CAREER TOUCHDOWNS

Date	Opponent	Scoring Play	Yds
09/29/02	at San Diego	Reception	1
02/01/04	* Carolina	Reception	1
11/07/04	at St. Louis	Reception	2
01/02/05	San Francisco	Reception	1
02/06/05	^ Philadelphia	Reception	2
09/18/05	at Carolina	Interception Return	24
11/20/05	New Orleans	Reception	1
12/26/05	at N.Y. Jets	Reception	1
12/26/05	at N.Y. Jets	Reception	2
10/01/07	at Cincinnati	Reception	1
10/28/07	Washington	Reception	2

\*-Super Bowl XXXVIII ^-Super Bowl XXXIX

## MAYO LEADS IN TACKLES

Rookie linebacker JEROD MAYO leads the Patriots with 112 tackles (74 solo) according to the team's tally based on coaching film breakdown. Mayo leads second-place Tedy Bruschi by 41 tackles. According to press box statisticians (who tally unofficial tackle totals at each NFL game), **Mayo has been credited with 101 tackles (81 solo) this season, a total that leads all NFL rookies and ranks 9th in the NFL.** Mayo's total of 101 tackles ranks fourth in the AFC. Mayo was selected by the Patriots in the first round (10th overall) of the 2008 NFL Draft out of Tennessee.

## MAYO TOTALS 20 TACKLES, MOST FOR A PATRIOT IN A GAME SINCE 1994

Jerod Mayo was credited with 20 tackles (16 solo) by press box statisticians against the Jets on Nov. 13. According to Stats LLC, it was the highest tackle total credited to a Patriot by press box statisticians since STATS LLC's records begin in 1994. Mayo's total of 20 tackles tops Roman Phifer's 19 tackles (13 solo) on Oct. 12, 2003 against the New York Giants as the most by a Patriot over that span. Tackles are an unofficial NFL statistic.

## MERIWEATHER ONE SHY OF NFL INT LEAD

BRANDON MERIWEATHER leads the Patriots with four interceptions this season, a total that leads the team and is tied for fifth in the AFC. **Meriweather's total of four interceptions tie the highest total by a Patriots safety since Lawyer Milloy had six interceptions in 1998.** Since then, Patriots safeties Milloy (1999) and Eugene Wilson (2003 and 2004) have also had four interceptions in a season. Meriweather was selected by the Patriots in the first round (24th overall) of the 2007 NFL Draft.

## HOBBS IS TOP RETURNER

ELLIS HOBBS is the Patriots' all-time leader in kickoff return average (27.4) and **ranks fourth in the NFL this season by averaging 27.8 yards per return.** Against Miami on Sept. 21, Hobbs set a team single-game record with 237 kickoff return yards and had long returns of 81 yards and 50 yards. Last season, Hobbs recorded the longest kickoff return in NFL history, a 108-yard touchdown return against the New York Jets on Sept. 9, 2007. **Hobbs's 1,140 kickoff return yards this season are the highest single-season total in Patriots history.**

### PATRIOTS ALL-TIME LEADING KICKOFF RETURNERS (AVG.)

(Minimum 50 Returns)

Player	Years	KR	Yds	Avg.	TD
<b>Ellis Hobbs</b>	<b>2005-08</b>	<b>101</b>	<b>2,772</b>	<b>27.4</b>	<b>2</b>
Raymond Clayborn	1977-89	57	1,538	27.0	3
Larry Garron	1960-68	89	2,299	25.8	2
Mack Herron	1973-75	71	1,796	25.3	1

## FAULK: TOP PATRIOTS RETURN MAN

KEVIN FAULK is the top return specialist in Patriots history. Faulk leads the franchise with 4,804 overall return yards, and is the club's all-time leading kickoff returner with 3,929 career yards.

### PATRIOTS ALL-TIME LEADING RETURNERS

Player	Years	Overall		Punt Returns		Kick Ret.	
		Yards	TD	PR Yds	TD	KR Yds	TD
<b>Kevin Faulk</b>	<b>1999-08</b>	<b>4,829</b>	<b>2</b>	<b>91</b>	<b>875</b>	<b>0</b>	<b>175</b>
Troy Brown	1993-07	4,487	3	252	2,625	3	87
Dave Meggett	1995-97	3,999	1	142	1,438	1	105
Carl Garrett	1969-72	2,738	0	43	487	0	92

## CAPTAINS ELECTED

The following players were elected as Patriots captains by their teammates during the week leading into the season opener—Offense: QB Tom Brady, T Matt Light, WR Randy Moss; Defense: LB Tedy Bruschi, S Rodney Harrison, LB Mike Vrabel, NT Vince Wilfork; Special Teams: LB Larry Izzo.



# INSIDE THE NUMBERS

## MILESTONES APPROACHING

**4**

The number of receptions Wes Welker needs to reach 100 receptions for the season and turn in the third 100-catch season in Patriots history, joining his franchise-record 112 catches in 2007 and Troy Brown's total of 101 catches in 2001.

**17**

The number of receptions Wes Welker needs to set a new Patriots single-season reception record. He enters this week's game with 96 receptions, a total tied for fifth in franchise history. Welker set the single-season team record with 112 receptions in 2007.

**1**

The number of fourth-quarter leads the Patriots need to hold to set the post-merger NFL record for most consecutive victories when leading entering the fourth quarter. The Patriots have won 38 straight games in which they've held the lead heading into the final quarter, a mark that is tied for the post-1970 record with New England's streak of 38 straight such victories from 2001-04.

**1**

The number of sacks Richard Seymour needs to set a new single-season career high. He enters this week's game with 7.5 sacks in 2008 and set a career best with 8.0 sacks in 2003.

**1**

The number of sacks Richard Seymour needs to break into the top 10 on the Patriots' all-time career sacks list. Seymour enters this week's game with 38.5 career sacks, and Houston Antwine ranks 10th on the team's all-time sacks list with 39.0 career sacks.

**2**

The number of rushing yards Matt Cassel needs to reach 216 rushing yards for the season and pass Tom Yewcic's 1962 total (215) for sixth place on the list of top single-season rushing totals by a Patriots quarterback.

**3**

The number of successful field goals Stephen Gostkowski needs to set a new Patriots record for most field goals in a season. He enters this week's game with 30 field goals this season, a total that ranks fourth in team history. Tony Franklin holds the Patriots record with 32 field goals in 1986.

**22**

The number of receiving yards Jabar Gaffney needs to reach a total of 3,000 receiving yards for his career.

**17**

The number of completions Matt Cassel needs to reach 300 completions for the season and turn in the 12th 300-completion season in Patriots history.

**56**

The number of receiving yards Randy Moss needs to pass Steve Largent and move into the NFL's top 10 all-time leaders in receiving yards. Moss enters this week's game ranked 11th in league annals with 13,034 receiving yards while Largent places 10th with 13,089 career receiving yards.

**57**

The number of rushing yards Kevin Faulk needs to pass Corey Dillon for seventh place on the Patriots' all-time rushing list.

Faulk enters the game with 3,124 rushing yards for New England, while Dillon ranks seventh in team history with 3,180 yards in a Patriots uniform.

## TOSS UP

**6-0**

The Patriots' record this season when winning the coin toss.

**2-5**

The Patriots' record this season when losing the coin toss.

## AMONG THE LEADERS

**96**

The number of receptions Wes Welker has recorded this season, leading the NFL.

**117**

The number of points Stephen Gostkowski has totaled this season, leading the NFL.

**112**

The number of tackles Jerod Mayo has recorded this season, leading all NFL rookies.

**44**

The number of accepted penalties against the Patriots this season, the lowest total in the NFL. New England is on pace to have just 54 accepted penalties this season, which would be the fewest in the NFL since the league adopted the 16-game schedule in 1978.

## HOLDING THE LEAD

**39**

The number of consecutive regular-season games the Patriots have won when leading at halftime, setting a post-merger NFL record (1970-present). New England has not lost when holding a halftime lead since Dec. 20, 2004 at Miami. The Patriots are 7-0 in 2008 when holding a halftime lead.

**38**

The number of consecutive regular-season games the Patriots have won when leading entering the fourth quarter. The last time the Patriots lost a game when leading after three quarters was at Miami on Dec. 20, 2004.

**70-1**

The Patriots' regular-season record when leading at halftime since losing at Denver on Oct. 28, 2001.

**76-1**

The Patriots' regular-season record when leading entering the fourth quarter since the beginning of the 2001 season.

## STREAKING

**9**

The number of consecutive games the Patriots have won in the month of December, a streak that dates back to 2006.

**53**

The number of consecutive regular-season games the Patriots have won when having a positive turnover differential in the game. The last time the Patriots lost a game in which they won the turnover battle was on Oct. 27, 2002 against Denver, when they lost 24-16 despite having a +2 turnover differential.

**11**

The number of consecutive regular-season games the Patriots have won when a New England player has a 100-yard rushing game. The last time New England lost a game in which one of its runners broke the 100-yard mark was on Dec. 20, 2004, when the Patriots lost 29-28 at Miami despite a 121-yard effort by Corey Dillon.

**158**

The number of consecutive home games the Patriots have sold out. The streak includes every preseason, regular-season and playoff game since the 1994 regular-season opener.

**5**

The number of consecutive AFC East titles the Patriots have won entering 2008, marking the longest streak of consecutive crowns in the division's history.

**7**

The number of consecutive seasons in which the Patriots have won nine or more regular-season games. They are the only team in the NFL to have won at least nine games in each of the last seven seasons entering 2008.



# Gillette STADIUM™

## HOME OF THE NEW ENGLAND PATRIOTS

Overall record at Gillette Stadium: 50-12 (.806)



The Patriots and their fans at Gillette Stadium have established one of the biggest home-field advantages in the country. Since its Grand Opening on Sept. 9, 2002, the Patriots have compiled a 50-12 record at their privately financed, state-of-the-art stadium. Patriots fans have embraced the team's new home with unprecedented fervor, extending the franchise's home sellout streak into its 15th year. In the six-plus seasons that New England has called Gillette Stadium home, every game has been sold out as the Patriots have won five AFC East titles, hosted two AFC Championship Games and recorded a 7-0 record in home playoff games at Gillette Stadium.

### TOUGH AT HOME

The Patriots own an overall record of 50-12 (.806) at Gillette Stadium. Since their state-of-the-art facility opened at the beginning of the 2002 season, the Patriots own the NFL's best record at home. Now in their seventh season at Gillette Stadium, the Patriots have finished three seasons undefeated at home since the stadium opened (2003, 2004 and 2007) and own a perfect 7-0 playoff record at the venue.

#### BEST HOME RECORDS SINCE 2002

Team	W	L	T	Pct	PF	PA
<b>New England</b>	<b>50</b>	<b>12</b>	<b>0</b>	<b>.806</b>	<b>1520</b>	<b>992</b>
Indianapolis	46	14	0	.767	1682	1098
Pittsburgh	41	17	1	.703	1474	1108
Baltimore	39	17	0	.696	1293	916
Denver	39	18	0	.684	1370	1126
Seattle	41	19	0	.683	1520	1129
Philadelphia	40	21	0	.656	1432	1089
San Diego	38	20	0	.655	1553	1175
Minnesota	34	20	0	.630	1307	1070

NOTE: Records include regular-season and playoff games

### HOMELAND DEFENSE

Since Gillette Stadium opened in 2002, the Patriots have had the NFL's best defense at home. New England has allowed an average of just 16.00 points per game, a figure that leads the league since 2002. Since 2003, the Patriots have allowed just 14.81 points per game at home (800 points in 54 games), a mark that is also the best in the NFL over that span.

#### FEWEST POINTS PER GAME ALLOWED AT HOME SINCE GILLETTE STADIUM OPENED IN 2002

Team	Stadium	GP	Pts	Pts/Gm
<b>New England</b>	<b>Gillette Stadium</b>	<b>62</b>	<b>992</b>	<b>16.00</b>
Tampa Bay	Raymond James Stadium	57	923	16.19
Baltimore	M&T Bank Stadium	56	916	16.36
Jacksonville	Jacksonville Municipal Stad.	54	916	16.96
Philadelphia	Vets Stadium/Lincoln Financial	61	1089	17.85
Indianapolis	RCA Dome/Lucas Oil Stadium	60	1098	18.30
N.Y. Jets	Giants Stadium	55	1019	18.53
Carolina*	Bank of America Stad.	55	1023	18.60
Pittsburgh	Heinz Field	59	1108	18.78

NOTE: Records include regular-season and playoff games \* -Not Including MNF (12/8/08)

### PATRIOT PLACE

Patriot Place is New England's premier shopping, dining and entertainment destination. With retailers ranging from Bass Pro Shops to Victoria's Secret, Patriot Place visitors can find something for everyone this holiday season, while also treating their families to lunch or dinner at one of 12 great restaurants, a movie at Showcase Cinema de Lux or a visit to the amazing Hall at Patriot Place presented by Raytheon. For more information on Patriot Place, please visit [Patriot-Place.com](http://Patriot-Place.com).

#### RETAIL (NOW OPEN)

Aéropostale  
Bass Pro Shops  
Bath & Body Works  
Bed Bath & Beyond  
CBS Store  
Christmas Tree Shops  
Circuit City  
Claire's  
PUMA  
Crabtree & Evelyn  
Eastern Mountain Sports  
Fossil  
G.H. Bass & Co.  
Godiva  
Victoria's Secret  
Hollister  
Life is Good  
Off Broadway Shoe Warehouse  
Old Navy  
PacSun  
Patriots Pro Shop

#### RETAIL (Cont.)

Reebok  
Solstice Sunglass Boutique  
Sprint  
Staples  
Journey's

#### DINING (NOW OPEN)

Bar Louie  
Baskin Robbins Café 31  
Blue Fin Lounge at Bass Pro Shops  
CBS Scene Restaurant & Bar  
Davio's  
Studio 3 at Showcase Cinema de Lux  
Dunkin' Donuts  
Five Guys Burgers & Fries  
Odoba  
Red Robin Gourmet Burgers  
Skipjack's  
Tastings Wine Bar & Bistro

#### SERVICES, LIFESTYLE & ENTERTAINMENT (NOW OPEN)

Green Tangerine Salon  
Showcase Cinema de Lux  
Showcase Live  
Sovereign Bank  
The Hall at Patriot Place presented by Raytheon

#### COMING SOON

Brigham and Women's/  
Mass General Health Care Center  
Gamestop Tournament Store  
GNC  
Renaissance Hotel and Spa at Patriot Place

### THE HALL AT PATRIOT PLACE

The Hall at Patriot Place presented by Raytheon is the crown jewel of Patriot Place and the only sports and education experience of its kind in the world. Through a dazzling array of interactive multimedia exhibits and artifacts never before viewable by the public, The Hall at Patriot Place presented by Raytheon showcases the tradition of the New England Patriots, explores the history of football in New England, and promotes math and science education for the thousands of schoolchildren expected to visit each year. For more information, please visit [www.thehallatpatriotplace.com](http://www.thehallatpatriotplace.com).





# PATRIOTS NEWS AND NOTES

## PATRIOTS WINNING STREAKS

The Patriots recorded the longest regular-season winning streak in NFL history, winning 21 consecutive regular-season games from Dec. 17, 2006 to Sept. 14, 2008. New England's 21-game regular-season winning streak eclipsing the previous NFL record of 18 consecutive regular-season wins, achieved by the Patriots from Oct. 5, 2003 to Oct. 24, 2004.

### NFL'S LONGEST REGULAR-SEASON WIN STREAKS

Team	Years	Streak
New England Patriots	2006-08	21
New England Patriots	2003-04	18
Chicago Bears	1933-34	17
Pittsburgh Steelers	2004-05	16
Miami Dolphins	1983-84	16
Miami Dolphins	1971-73	16
Chicago Bears	1941-42	16

## ON THE ROAD TO VICTORY

The Patriots won 12 consecutive regular-season road games from Dec. 24, 2006 to Oct. 5, 2008. New England's road winning streak is the second longest in NFL history, trailing only the San Francisco 49ers' 18 straight road wins from 1988-90.

### MOST CONSECUTIVE ROAD VICTORIES / NFL HISTORY

Team	Victories	First Win	Final Win
San Francisco 49ers	18	11/27/88	12/30/90
New England Patriots	12	12/24/06	10/5/08
San Diego/LA Chargers	11	10/02/60	11/12/61
San Francisco 49ers	11	09/20/87	10/16/88
Pittsburgh Steelers	11	09/26/04	11/06/05

## TOP TELEVISION RATINGS

Historically, the Patriots have been at or near the top of the weekly television ratings for the 2.4 million homes in the Boston TV market.

### PATRIOTS 2008 RATINGS IN BOSTON TV MARKET

Date	Opponent	Net.	Boston TV	Rtg/Shr/Viewers
09/07	Kansas City	CBS	WBZ Ch. 4	23.7 / 55 / 568,000
09/14	at N.Y. Jets	CBS	WBZ Ch. 4	32.0 / 55 / 765,000
09/21	Miami	CBS	WBZ Ch. 4	20.5 / 48 / 492,000
10/05	at San Fran.	CBS	WBZ Ch. 4	30.7 / 54 / 739,000
10/12	at San Diego	NBC	WHDH Ch. 7	21.2 / 35 / 511,000
10/20	Denver	ESPN	WCVB Ch. 5	21.8 / 36 / 512,000
10/26	St. Louis	FOX	WFXT Ch. 25	23.5 / 52 / 567,000
11/02	at Indianapolis	NBC	WHDH Ch. 7	27.5 / 41 / 662,000
11/09	Buffalo	CBS	WBZ Ch. 4	25.1 / 57 / 604,000
11/13	N.Y. Jets	NFLN	WCVB Ch. 5	26.2 / 41 / 633,000
11/23	at Miami	CBS	WBZ Ch. 4	28.5 / 56 / 687,000
11/30	Pittsburgh	CBS	WBZ Ch. 4	33.2 / 52 / 799,000
12/07	at Seattle	CBS	WBZ Ch. 4	26.8 / 45 / TBA

Each ratings point represents one percent of the 2.4 million homes in the Boston TV market. ESPN/NFLN games include Rating and Share as a combined figure from both ESPN/NFLN and WCVB.

## PATRIOTS RATINGS HISTORY

### Historical ratings in Boston television market

Regular Season	Rating / Share / Viewers
2008 Regular Season Average.....	26.2 / 48 / 629,000
2007 Regular Season Average.....	33.8 / 56 / 807,000
2006 Regular Season Average.....	26.7 / 52 / 634,000
2005 Regular Season Average.....	27.2 / 51 / N/A
2004 Regular Season Average.....	31.2 / 56 / N/A
2003 Regular Season Average.....	26.8 / 51 / N/A
2002 Regular Season Average.....	28.5 / 53 / N/A
2001 Regular Season Average.....	24.7 / 48 / N/A

Playoffs	Rating / Share
2007 Postseason Average .....	47.3 / 72
2006 Postseason Average .....	44.1 / 66
2005 Postseason Average .....	38.3 / 60
2004 Postseason Average .....	48.9 / 70
2003 Postseason Average .....	47.0 / 72
2001 Postseason Average .....	47.4 / 73

## PRO BOWL BALLOTING UNDERWAY

**NFL Pro Bowl balloting** concludes this Tuesday, Dec. 9. Fans may vote for their favorite NFL players to represent the AFC and NFC in the 2009 Pro Bowl in Honolulu on Sunday, Feb. 8. Fans may vote online at [nfl.com/probowl](http://nfl.com/probowl) or on Web-enabled mobile phones by going to NFL.com. The AFC and NFC All-Star squads are determined by the consensus votes of fans, players and coaches. Each group's vote counts one-third towards determining each conference's 43-man roster. NFL players and coaches will cast their votes on Dec. 11-12. The Pro Bowl teams will be announced at 4:00 p.m. EST on Tuesday, Dec. 16 in a Pro Bowl Selection Show on NFL Network.



## HOT WHEN IT'S COLD

The Patriots have enjoyed tremendous recent success in cold weather and are 23-4 since 1993 when the kickoff temperature is 34 degrees or less.

- New England has won 18 of its last 21 games when the kickoff temperature has been 34 degrees or colder.
- Since 1993, the Patriots are 16-1 when it's 30 degrees or less.

### PATRIOTS GAMES 34 DEGREES OR COLDER

Date	Opp.	Temp	Notes	W/L	Score
01/10/04	TEN*	4	Wind Chill -10	W	17-14
01/23/05	at PIT*	11	Wind Chill -1	W	41-27
12/26/93	IND	19	Wind Chill -1	W	38-0
01/20/08	SD*	23	Wind Chill 9	W	21-12
01/07/06	JAX*	24	Clear and Calm	W	28-3
12/21/96	at NYG	24	Wind Chill 17	W	23-22
01/01/06	MIA	25	Wind Chill 20	L	26-28
01/16/05	IND*	25	Snow	W	20-3
12/14/03	JAX	25	Wind Chill 16	W	27-13
01/19/02	OAK*	25	Snow	W	16-13 ot
12/05/05	NYJ	26	Light Snow	W	16-3
12/10/95	NYJ	26	Wind Chill 12	W	31-28
01/12/97	JAX*	27	Wind Chill 11	W	20-6
12/07/03	MIA	28	Wind Chill 17	W	12-0
12/11/05	at BUF	30	Light Snow	W	35-7
12/26/04	at NYJ	30	Wind Chill 21	W	23-7
12/20/03	at NYJ	30	Wind Chill 20	W	21-16
11/05/06	IND	31	Clear and Calm	L	20-27
12/24/00	MIA	31	Wind Chill 22	L	24-27
01/02/05	SF	32	Wind Chill 27	W	21-7
01/18/04	IND*	32	Light Snow	W	24-14
11/16/03	DAL	33	Cloudy and Calm	W	12-0
11/26/95	at BUF	33	Flurries	W	35-25
11/30/08	PIT	34	Rain	L	10-33
12/09/07	PIT	34	Cloudy and Cold	W	34-13
12/16/01	at BUF	34	Wind Chill 25	W	12-9 ot
12/12/93	CIN	34	Wind Chill 23	W	7-2

\*-playoffs

## THE GREATEST SHOW IN SNOW

The Patriots are 9-0 all-time in games in Foxborough when snow has fallen during the game. Three of the Patriots' home playoff games have involved frozen precipitation, with all three contests ending in memorable victories. Below is a list of all of the Patriots' snow games in Foxborough since they moved from Boston in 1971.

### SNOW GAMES IN FOXBOROUGH (9-0)

Date	Opp.	Temp	Weather	W/L	Score
12/04/05	NYJ	26	Light Snow	W	16-3
01/16/05	IND*	25	Snow	W	20-3
01/18/04	IND*	32	Light Snow	W	24-14
12/14/03	JAX	25	Snow in 2nd Half	W	27-13
12/07/03	MIA	28	Cold, Snow, Wind	W	12-0
01/19/02	OAK*	25	Snow, 3-5 inches	W	16-13 ot
12/04/83	NO	35	Cold, Snowing	W	7-0
12/12/82	MIA	22	Wind, Snow	W	3-0
12/10/78	BUF	28	Snow, Some Sun	W	26-24

\*-Playoffs



# PATRIOTS FOOTBALL NETWORK

The **Patriots Football Network (PFN)** is the full portfolio of media offerings from the three-time Super Bowl Champion New England Patriots. PFN provides Patriots content produced both in-house and with media partners spanning print, television, radio and the Internet.

## PATRIOTS ALL ACCESS

**P**atriots All Access, winner of the 2007 New England Emmy Award for Best Sports Series, airs weekly throughout the season on WCVB-TV and a network of regional affiliates. Patriots All Access features exclusive, behind-the-scenes access and in-depth weekly features on Patriots players and personnel. Hosted by WCVB's Mike Lynch, the show features weekly sit-downs with Coach Bill Belichick including the popular "Belestrator" segment where the coach breaks down upcoming opponents.



Saturdays at 7:00 p.m. and Sundays at 10:00 a.m. on **WCVB-TV Channel 5 in Boston**  
 Sundays at 10:00 a.m. on **WNAC-TV in Providence**; Saturdays at 12:05 a.m. on **WMUR-TV in Manchester, N.H.**  
 Saturdays at 5:00 a.m. on **WMTW-TV in Portland, Maine**; Saturdays at 5:00 p.m. on **WCTX-TV in Hartford, Conn.**  
 Saturdays at 7:00 p.m. on **WFXQ-TV in Springfield, Mass.**; Sundays at 11:00 a.m. on **WVII-TV in Bangor, Maine**

## TOTALLY PATRIOTS



**T**otally Patriots, a youth-oriented football show, airs each Sunday morning on WCVB, Channel 5 in Boston and a network of regional affiliates. The show, is geared towards young fans and includes a health and fitness segment as well as a weekly football tips feature with Hall of Fame linebacker Andre Tippett and a current Patriots player. Other features and segments emphasize the importance of an active lifestyle and let young football players hear directly from the pros. Check your local listings for other times and locations.

Sundays at 11:00 a.m. on **WCVB-TV Channel 5**; Saturdays at 12:30 p.m. on **WNAC-TV in Providence**  
 Saturdays at 6:30 a.m. on **WCTX-TV in Hartford, Conn.**; Saturdays at 6:30 p.m. on **WFXQ-TV in Springfield, Mass.**

## PATRIOTS TODAY AND PATRIOTS THIS WEEK

**PATRIOTS TODAY:** Available daily at Patriots.com

**PATRIOTS THIS WEEK:** Saturdays at 10:30 p.m. on WSBK Channel 38

*Patriots Today* gives fans a daily, in-depth look at the club that is unmatched by any other outlet. The show is hosted by Kristina Akra with daily reports from Brian Lowe. This daily Webcast is dedicated exclusively to the Patriots and provides daily features, reports and commentary that will satisfy every fan's daily Patriots fix. Every Saturday night during the season on Channel 38, Kristina Akra will bring you *Patriots This Week*, providing a thorough recap of each week's developments.

## PATRIOTS.COM

### NEWS

Patriots.com features daily updates and exclusive content from the writers of *Patriots Football Weekly*, offering everything from breaking news to player features and the popular "Ask PFW" postings.

### VIDEO

The first professional sports team website to offer streaming video provides Patriots fans with a variety of exclusive video content. Visitors can choose their channel and watch exclusive video from news to cheerleaders. Patriots.com also features video of every Patriots press conference, including postgame press conferences and Coach Belichick's weekday media updates.

### AUDIO

"PFW In Progress," available exclusively on Patriots.com, is a weekly online program that features candid commentary from the writers of *Patriots Football Weekly*. Patriots.com also offers podcasts and streaming audio of every press conference.

## PATRIOTS FRIDAY ON WEEI

Sports Radio WEEI has the exclusive rights to broadcast "Patriots Friday" from Gillette Stadium each week during the season. WEEI programming from 6:00 a.m. to 6:00 p.m. will feature exclusive Patriots player interviews previewing the upcoming game.

## WBCN PATRIOTS ROCK RADIO NETWORK

For the 14th consecutive season, WBCN is proud to be the flagship station for the Patriots Rock Radio Network. Every Patriots game was heard on WBCN (104.1 FM) and its network of 36 stations throughout all six New England states. WBCN's pregame and postgame shows can be heard before and after each game, beginning three hours before kickoff.



**FLAGSHIP STATION**  
**WBCN**  
 Boston ★ 104.1 FM



### MASSACHUSETTS

WAQY	Springfield	102.1 FM
WBEC	Pittsfield	1420 AM
WEIM	Fitchburg	1280 AM
WNAW	N. Adams	1230 AM
WBSM	New Bedford	1420 AM
WPVQ	Greenfield	95.3 FM
WSAR	Fall River	1480 AM
WSBS	Gt. Barrington	860 AM
WWFX	Worcester	100.1 FM
WXTK	Hyannis	95.1 FM

### MAINE

WEBB	Augusta	98.5 FM
WWMJ	Bangor	97.7 FM
WBLM	Portland	102.9 FM
WEGP	Presque Isle	1390 AM

### CONNECTICUT

WCCC	Hartford	106.9 FM
WLML	New London	104.7 FM
WINY	Putnam	1350 AM

### NEW YORK

WEAV	Plattsburgh	960 AM
------	-------------	--------

### NEW HAMPSHIRE

WTPL	Concord	107.7 FM
WSAK	Hampton	102.1 FM
WWHQ	Laconia	101.5 FM
WWBK	Keene	1220AM/103.1 FM
WGAM	Nashua	900 AM
WPKQ	N. Conway	103.7 FM
WGHM	Manchester	1250 AM
WSHK	Portsmouth	105.3 FM

### RHODE ISLAND

WPRO	Providence	630 AM
WEAN	Providence	99.7 FM

### VERMONT

WBTN	Bennington	1370 AM
WORK	Barre	107.1 FM
WKVT	Brattleboro	92.7 FM
WXZO	Burlington	96.7 FM
WIKI	Newport	1490 AM
WEXP	Rutland	101.5 FM
WSTJ	St Johnsbury	1340 AM
WMXR	Woodstock	93.9 FM

## PATRIOTS MONDAY ON WEEI

Sports Radio WEEI has the exclusive rights to broadcast "Patriots Monday" from Gillette Stadium every week during the season. The daylong programming lineup offers fans unique access from Bill Belichick, Matt Cassel and other star players.





# 2008 OFFENSIVE STATISTICS

WON 8, LOST 5

09/07 W 17-10	Kansas City	68,756
09/14 W 19-10	at New York Jets	78,554
09/21 L 13-38	Miami	68,756
10/05 W 30-21	at San Francisco	67,650
10/12 L 10-30	at San Diego	68,704
10/20 W 41- 7	Denver	68,756
10/26 W 23-16	St. Louis	68,756
11/02 L 15-18	at Indianapolis	66,508
11/09 W 20-10	Buffalo	68,756
11/13 L 31-34 OT	New York Jets	68,756
11/23 W 48-28	at Miami	67,146
11/30 L 10-33	Pittsburgh	68,756
12/07 W 24-21	at Seattle	68,077
12/14	at Oakland	
12/21	Arizona	
12/28	at Buffalo	

	N.E.	Opp.
TOTAL FIRST DOWNS	284	226
Rushing	111	61
Passing	152	153
Penalty	21	12
3rd Down: Made/Att	78/183	74/162
3rd Down Pct.	42.6	45.7
4th Down: Made/Att	13/18	1/5
4th Down Pct.	72.2	20.0
POSSESSION AVG.	31:47	28:13
TOTAL NET YARDS	4605	4148
Avg. Per Game	354.2	319.1
Total Plays	887	746
Avg. Per Play	5.2	5.6
NET YARDS RUSHING	1650	1401
Avg. Per Game	126.9	107.8
Total Rushes	386	338
NET YARDS PASSING	2955	2747
Avg. Per Game	227.3	211.3
Sacked/Yards Lost	43/196	24/176
Gross Yards	3151	2923
Att./Completions	458/294	384/245
Completion Pct.	64.2	63.8
Had Intercepted	10	12
PUNTS/AVERAGE	40/44.0	58/44.0
NET PUNTING AVG.	40/36.5	58/37.0
PENALTIES/YARDS	44/406	68/551
FUMBLES/BALL LOST	17/10	11/6
TOUCHDOWNS	30	32
Rushing	16	7
Passing	14	24
Returns	0	1

* SCORE BY PERIODS	Q1	Q2	Q3	Q4	OT	PTS
TEAM	46	92	79	84	0	301
OPPONENTS	68	72	55	78	3	276

* SCORING	TD-Ru	Pa	Rt	K-PAT	FG	S	PTS
Gostkowski	0	0	0	0	27/27	30/33	0
Moss	8	0	8	0			0
Morris	6	6	0	0			0
Green-Ellis	5	5	0	0			0
Faulk	4	3	1	0			0
Gaffney	2	0	2	0			0
Cassel	2	2	0	0			0
Watson	2	0	2	0			0
Welker	1	0	1	0			0
TEAM	30	16	14	0	27/27	30/33	0
OPPONENTS	32	7	24	1	31/31	17/20	0

2-Pt. Conversions: Gaffney, Welker, TEAM 2-3, OPPONENTS 1-1

**SACKS:** Seymour 7.5, A. Thomas 5, Vrabel 3, Warren 2, Wilfork 2, Hobbs 1.5, Meriweather 1, Woods 1, Wright 1, TEAM 24, OPPONENTS 43

FUM/LOST: Cassel 7/4, Moss 3/2, Slater 2/1, Hobbs 1/0, Jordan 1/0, Morris 1/1, Watson 1/1, Welker 1/1

* PASSING	Att	Cmp	Yds	Cmp%	Yds/Att	TD	TD%	Int	Int%	Long	Sack/Lost	Rating
Cassel	442	283	3052	64.0	6.90	14	3.2	10	2.3	66t	42/ 194	85.3
Brady	11	7	76	63.6	6.91	0	0.0	0	0.0	26	0/ 0	83.9
O'Connell	4	3	25	75.0	6.25	0	0.0	0	0.0	12	1/ 2	90.6
Faulk	1	1	-2	100.0	-2.00	0	0.0	0	0.0	-2	0/ 0	79.2
TEAM	458	294	3151	64.2	6.88	14	3.1	10	2.2	66t	43/ 196	85.3
OPPONENTS	384	245	2923	63.8	7.61	24	6.3	12	3.1	69t	24/ 176	94.8

* RUSHING	No.	Yds	Avg	Long	TD
Faulk	76	461	6.1	41	3
Morris	103	437	4.2	34	6
Green-Ellis	74	275	3.7	15	5
Cassel	62	214	3.5	19	2
Jordan	28	124	4.4	11	0
Maroney	28	93	3.3	17	0
Welker	3	26	8.7	19	0
Evans	10	20	2.0	4	0
Moss	2	0	0.0	2	0
TEAM	386	1650	4.3	41	16
OPPONENTS	338	1401	4.1	62t	7

* RECEIVING	No.	Yds	Avg	Long	TD
Welker	96	1002	10.4	64	1
Moss	61	841	13.8	66t	8
Faulk	48	385	8.0	22	1
Gaffney	33	378	11.5	28	2
Watson	22	209	9.5	29	2
Morris	15	116	7.7	28	0
D. Thomas	9	93	10.3	18	0
Aiken	6	87	14.5	43	0
Green-Ellis	3	37	12.3	20	0
Washington	1	3	3.0	3	0
TEAM	294	3151	10.7	66t	14
OPPONENTS	245	2923	11.9	69t	24

* INTERCEPTIONS	No.	Yds	Avg	Long	TD
Meriweather	4	25	6.3	19	0
O'Neal	3	49	16.3	47	0
Hobbs	2	7	3.5	4	0
J. Sanders	1	9	9.0	9	0
Vrabel	1	5	5.0	5	0
Harrison	1	0	0.0	0	0
TEAM	12	95	7.9	47	0
OPPONENTS	10	181	18.1	89	0

* PUNTING	No.	Yds	Avg	Net	TB	In	Lg	B
Hanson	40	1759	44.0	36.5	9	16	70	0
TEAM	40	1759	44.0	36.5	9	16	70	0
OPPONENTS	58	2554	44.0	37.0	6	17	82	0

* PUNT RETURNS	Ret	FC	Yds	Avg	Long	TD
Welker	19	5	181	9.5	44	0
Faulk	7	9	106	15.1	24	0
O'Neal	2	1	2	1.0	2	0
TEAM	28	15	289	10.3	44	0
OPPONENTS	9	12	119	13.2	29	0

* KICKOFF RETURNS	No.	Yds	Avg	Long	TD
Hobbs	41	1140	27.8	81	0
Slater	11	155	14.1	31	0
Faulk	2	36	18.0	25	0
Neal	1	27	27.0	27	0
Welker	1	26	26.0	26	0
TEAM	56	1384	24.7	81	0
OPPONENTS	55	1280	23.3	92t	1

* FIELD GOALS	1-19	20-29	30-39	40-49	50+
Gostkowski	0/ 0	8/ 9	12/12	9/11	1/1
TEAM	0/ 0	8/ 9	12/12	9/11	1/1
OPPONENTS	0/ 0	10/10	3/ 4	3/ 5	1/1
Gostkowski: (37G)(21G,37G,28G,27G)(37G,44G)					
(35G,40G,49G)(48N,47G)(31G,40G)(30G,27G,41G)					
(29G,35G,25G)(32G,49N,37G)(42G,31G,47G)(30G,30G)(29G,27N)(50G,42G,27G)					
OPPONENTS: (40G)(31N,21G)(39G)( ) (25G,44N,35G,23G)( ) (20G,44G,25G)(52G)(25G)(22G,34G)( ) (20G,25G,20G,40N,45G)( )					



# 2008 DEFENSIVE STATISTICS

Tackle Statistics based on Coaches Film Review

PLAYER Name	TACKLES			SACKS			INTERCEPTIONS				FUMBLES				SP. TEAMS				
	TT	UT	A	S/	Yds	QH	Int/	Yds	TD	PD	FF	FR/	Yds	TD	TT	UT	A	FF	FR
Jerod Mayo	112	74	38	-	-	1	-	-	-	3	0	1	0	0	2	2	0	-	-
Tedy Bruschi	71	38	33	-	-	1	-	-	-	1	-	-	-	-	-	-	-	-	-
Brandon Meriweather	64	44	20	1.0	7.0	1	4	25	0	8	1	0	0	0	8	2	6	-	-
Vince Wilfork	63	40	23	2.0	13.0	2	-	-	-	1	-	-	-	-	-	-	-	-	-
James Sanders	58	37	21	-	-	-	1	9	0	3	-	-	-	-	4	2	2	-	-
Ty Warren	58	34	24	2.0	11.0	4	-	-	-	-	1	1	8	0	-	-	-	-	-
Richard Seymour	58	33	25	7.5	46.5	16	-	-	-	1	0	1	0	0	-	-	-	-	-
Mike Vrabel	49	25	24	3.0	15.0	6	1	5	0	4	-	-	-	-	1	0	1	-	-
Rodney Harrison	45	27	18	-	-	2	1	0	0	2	1	0	0	0	-	-	-	-	-
Ellis Hobbs	41	35	6	1.5	9.5	1	2	7	0	10	-	-	-	-	2	0	2	-	-
Adalius Thomas	35	24	11	5.0	64.0	7	-	-	-	4	-	-	-	-	1	0	1	-	-
Deltha O'Neal	30	28	2	-	-	-	3	49	0	6	-	-	-	-	-	-	-	-	-
Mike Wright	30	14	16	1.0	5.0	3	-	-	-	-	1	0	0	0	-	-	-	-	-
Pierre Woods	27	20	7	1.0	5.0	2	-	-	-	1	-	-	-	-	11	9	2	-	-
Gary Guyton	25	21	4	-	-	-	-	-	-	3	0	2	7	0	7	3	4	-	-
Jarvis Green	24	12	12	-	-	1	-	-	-	-	-	-	-	-	-	-	-	-	-
Lewis Sanders	20	16	4	-	-	1	-	-	-	-	1	0	0	0	2	1	1	-	-
Le Kevin Smith	15	8	7	-	-	-	-	-	-	-	0	1	0	0	-	-	-	-	-
Jonathan Wilhite	14	10	4	-	-	-	-	-	-	-	-	-	-	-	4	2	2	-	-
Jason Webster	5	3	2	-	-	-	-	-	-	-	1	0	0	0	-	-	-	-	-
Junior Seau	5	2	3	-	-	-	-	-	-	-	-	-	-	-	-	-	-	-	-
Mike Richardson	4	4	0	-	-	-	-	-	-	-	-	-	-	-	6	4	2	1	0
Terrence Wheatley	2	2	0	-	-	-	-	-	-	2	-	-	-	-	-	-	-	-	-
Antwain Spann	1	1	0	-	-	-	-	-	-	-	-	-	-	-	2	0	2	-	-
Rosevelt Colvin	1	0	1	-	-	1	-	-	-	-	-	-	-	-	-	-	-	-	-
Larry Izzo	0	0	0	-	-	-	-	-	-	-	-	-	-	-	9	5	4	-	-
Matthew Slater	0	0	0	-	-	-	-	-	-	-	-	-	-	-	9	4	5	-	-
Sam Aiken	0	0	0	-	-	-	-	-	-	-	-	-	-	-	8	1	7	-	-
Kelley Washington	0	0	0	-	-	-	-	-	-	-	-	-	-	-	5	4	1	-	-
Ray Ventrone	0	0	0	-	-	-	-	-	-	-	-	-	-	-	4	3	1	-	-
Vince Redd	0	0	0	-	-	-	-	-	-	-	-	-	-	-	3	0	3	-	-
Chris Hanson	0	0	0	-	-	-	-	-	-	-	-	-	-	-	2	1	1	-	-
Stephen Gostkowski	0	0	0	-	-	-	-	-	-	-	-	-	-	-	2	0	2	-	-
Heath Evans	0	0	0	-	-	-	-	-	-	-	-	-	-	-	1	0	1	-	-
<b>Totals</b>	<b>857</b>	<b>552</b>	<b>305</b>	<b>24.0</b>	<b>176.0</b>	<b>49</b>	<b>12</b>	<b>95</b>	<b>0</b>	<b>49</b>	<b>6</b>	<b>6</b>	<b>15</b>	<b>0</b>	<b>93</b>	<b>43</b>	<b>50</b>	<b>1</b>	<b>0</b>

## FUMBLES - LOST (17-10)

	Own			
	No.	Lost	Rec	O.B.
Matt Cassel	7	4	2	0
Randy Moss	3	2	1	0
Matthew Slater	2	1	0	0
Sammy Morris	1	1	1	0
Wes Welker	1	1	0	0
Benjamin Waston	1	1	0	0
LaMont Jordan	1	0	1	0
Ellis Hobbs	1	0	1	0
Mark LeVoi	0	0	1	0
<b>Totals</b>	<b>17</b>	<b>10</b>	<b>7</b>	<b>0</b>

## MISC. OFFENSIVE STATS

	TKI	Ast	FF	FR
Randy Moss	4	0	0	0
Logan Mankins	3	0	0	0
Wes Welker	3	0	0	0
Matt Cassel	2	0	0	0
Benjamin Watson	2	0	0	0
Kevin Faulk	1	0	0	0
BenJarvus Green-Ellis	1	0	0	0
<b>Totals</b>	<b>16</b>	<b>0</b>	<b>0</b>	<b>0</b>

## KEY

TT-Total Tackles	Int/Yds-Interceptions/Yards Returned
UT-Unassisted Tackles	PD-Passes Defensed
A-Assisted Tackles	FF-Forced Fumbles
S/YL-Sacks/Yards Lost	FR/Yds-Fumble Recoveries/Yards Returned
QH-Quarterback Hits	

## BLOCKED KICKS

	XP	FG	P
<b>Totals</b>	<b>0</b>	<b>0</b>	<b>0</b>



# 2008 NEW ENGLAND PATRIOTS ROSTER

AS OF DECEMBER 8, 2008

## ALPHABETICAL ROSTER

#	NAME	POS	HT	WT	BORN	YR	COLLEGE	H.S. HOMETOWN
88	Aiken, Sam	WR	6-2	215	12/14/1980	6	North Carolina	Kenansville, N.C.
65	Britt, Wesley	T	6-8	320	11/21/1981	3	Alabama	Cullman, Ala.
54	Bruschi, Teddy	LB	6-1	247	6/9/1973	13	Arizona	Roseville, Calif.
16	Cassel, Matt	QB	6-4	230	5/17/1982	4	Southern California	Northridge, Calif.
95	Colvin, Rosevelt	LB	6-3	250	9/5/1977	10	Purdue	Indianapolis, Ind.
85	DeVree, Tyson	TE	6-6	245	11/12/1984	R	Colorado	Hudsonville, Mich.
44	Evans, Heath	RB	6-0	250	12/30/1978	8	Auburn	West Palm Beach, Fla.
33	Faulk, Kevin	RB	5-8	202	6/5/1976	10	Louisiana State	Carencro, La.
10	Gaffney, Jabar	WR	6-1	200	12/1/1980	7	Florida	Jacksonville, Fla.
3	Gostkowski, Stephen	K	6-1	210	1/28/1984	3	Memphis	Madison, Miss.
97	Green, Jarvis	DL	6-3	285	1/12/1979	7	Louisiana State	Donaldsonville, La.
42	Green-Ellis, BenJarvus	RB	5-11	215	7/2/1985	R	Mississippi	New Orleans, La.
7	Gutierrez, Matt	QB	6-4	230	6/9/1984	2	Idaho State	Concord, Calif.
59	Guyton, Gary	LB	6-3	242	11/14/1985	R	Georgia Tech	Hinesville, Ga.
6	Hanson, Chris	P	6-2	202	10/25/1976	10	Marshall	Sharpsburg, Ga.
27	Hobbs, Ellis	CB	5-9	195	5/16/1983	4	Iowa State	DeSoto, Texas
71	Hochstein, Russ	G/C	6-4	305	10/7/1977	8	Nebraska	Hartington, Neb.
53	Izzo, Larry	LB	5-10	228	9/26/1974	13	Rice	Houston, Texas
32	Jordan, LaMont	RB	5-10	230	11/11/1978	8	Maryland	Suitland, Md.
77	Kaczur, Nick	T	6-4	315	7/28/1979	4	Toledo	Brantford, Ontario
67	Koppen, Dan	C	6-2	296	9/12/1979	6	Boston College	Whitehall, Pa.
64	LeVoi, Mark	T	6-7	306	7/29/1982	2	Notre Dame	Eden Prairie, Minn.
72	Light, Matt	T	6-4	305	6/23/1978	8	Purdue	Greenville, Ohio
70	Mankins, Logan	G	6-4	310	3/10/1982	4	Fresno State	Catheys Valley, Calif.
51	Mayo, Jerod	LB	6-1	242	2/23/1986	R	Tennessee	Hampton, Va.
31	Meriweather, Brandon	DB	5-11	200	1/14/1984	2	Miami (Fla.)	Apopka, Fla.
34	Morris, Sammy	RB	6-0	220	3/23/1977	9	Texas Tech	San Antonio, Texas
81	Moss, Randy	WR	6-4	210	2/13/1977	11	Marshall	Rand, W. Va.
61	Neal, Stephen	G	6-4	305	10/9/1976	7	Cal State-Bakersfield	San Diego, Calif.
5	O'Connell, Kevin	QB	6-5	225	5/25/1985	R	San Diego State	Carlsbad, Calif.
21	O'Neal, Deltha	CB	5-11	194	1/30/1977	9	California	Milpitas, Calif.
66	Paxton, Lonie	LS	6-2	260	3/13/1978	9	Sacramento State	Corona, Calif.
49	Redd, Vince	LB	6-6	260	9/1/1985	R	Liberty	Elizabethton, Tenn.
35	Richardson, Mike	CB	5-11	190	2/18/1984	2	Notre Dame	Warner Robins, Ga.
36	Sanders, James	S	5-10	210	11/11/1983	4	Fresno State	Porterville, Calif.
29	Sanders, Lewis	CB	6-1	210	6/22/1978	9	Maryland	Staten Island, N.Y.
55	Seau, Junior	LB	6-3	250	1/19/1969	19	Southern California	Oceanside, Calif.
93	Seymour, Richard	DL	6-6	310	10/6/1979	8	Georgia	Gadsden, S.C.
18	Slater, Matthew	WR	6-0	198	9/9/1985	R	UCLA	Anaheim, Calif.
90	Smith, Le Kevin	DL	6-3	308	7/21/1982	3	Nebraska	Macon, Ga.
28	Spann, Antwain	S	6-0	195	2/22/1983	3	Louisiana-Lafayette	Oceanside, Calif.
86	Thomas, David	TE	6-3	248	7/5/1983	3	Texas	Wolfforth, Texas
41	Ventrone, Ray	DB	5-10	200	10/21/1982	3	Villanova	Pittsburgh, Pa.
50	Vrabel, Mike	LB	6-4	261	8/14/1975	12	Ohio State	Akron, Ohio
94	Warren, Ty	DL	6-5	300	2/6/1981	6	Texas A&M	Bryan, Texas
15	Washington, Kelley	WR	6-3	215	8/21/1979	6	Tennessee	Stephens City, Va.
84	Watson, Benjamin	TE	6-3	255	12/18/1980	5	Georgia	Rock Hill, S.C.
83	Welker, Wes	WR	5-9	185	5/1/1981	5	Texas Tech	Oklahoma City, Okla.
75	Wilfork, Vince	NT	6-2	325	11/4/1981	5	Miami (Fla.)	Boynton Beach, Fla.
24	Wilhite, Jonathan	CB	5-11	185	2/23/1984	R	Auburn	Monroe, La.
58	Woods, Pierre	LB	6-5	250	1/6/1982	3	Michigan	Cleveland, Ohio
99	Wright, Mike	DL	6-4	295	3/1/1982	4	Cincinnati	Cincinnati, Ohio
74	Yates, Billy	G	6-2	305	4/15/1980	5	Texas A&M	Fort Worth, Texas

## NUMERICAL ROSTER

#	NAME	POS
3	Stephen Gostkowski	K
5	Kevin O'Connell	QB
6	Chris Hanson	P
7	Matt Gutierrez	QB
10	Jabar Gaffney	WR
15	Kelley Washington	WR
16	Matt Cassel	QB
18	Matthew Slater	WR
21	Deltha O'Neal	CB
24	Jonathan Wilhite	CB
27	Ellis Hobbs III	CB
28	Antwain Spann	S
29	Lewis Sanders	CB
31	Brandon Meriweather	DB
32	LaMont Jordan	RB
33	Kevin Faulk	RB
34	Sammy Morris	RB
35	Mike Richardson	CB
36	James Sanders	S
41	Ray Ventrone	DB
42	BenJarvus Green-Ellis	RB
44	Heath Evans	RB
49	Vince Redd	LB
50	Mike Vrabel	LB
51	Jerod Mayo	LB
53	Larry Izzo	LB
54	Tedy Bruschi	LB
55	Junior Seau	LB
58	Pierre Woods	LB
59	Gary Guyton	LB
61	Stephen Neal	G
64	Mark LeVoi	T
65	Wesley Britt	T
66	Lonie Paxton	LS
67	Dan Koppen	C
70	Logan Mankins	G
71	Russ Hochstein	G/C
72	Matt Light	T
74	Billy Yates	G
75	Vince Wilfork	NT
77	Nick Kaczur	T
81	Randy Moss	WR
83	Wes Welker	WR
84	Benjamin Watson	TE
85	Tyson DeVree	TE
86	David Thomas	TE
88	Sam Aiken	WR
90	Le Kevin Smith	DL
93	Richard Seymour	DL
94	Ty Warren	DL
95	Rosevelt Colvin	LB
97	Jarvis Green	DL
99	Mike Wright	DL

## PRACTICE SQUAD

#	NAME	POS	HT	WT	BORN	YR	COLLEGE	H.S. HOMETOWN
62	Adams, Titus	DL	6-4	305	1/28/1983	1	Nebraska	Omaha, Neb.
63	Connolly, Dan	G/C	6-4	313	9/2/1982	3	Southeast Missouri St.	St. Louis, Mo.
48	Craig, Angelo	LB	6-5	242	9/5/1985	R	Cincinnati	Cleveland, Ohio
30	Dillard, Mark	S	5-11	210	12/5/1986	R	Louisiana Tech	Baton Rouge, La.
1	Malone, Tom	P	6-0	205	3/29/1984	1	Southern California	Lake Elsinore, Calif.
17	Price, Maurice	WR	6-1	197	9/11/1985	2	Charleston Southern	Olympia, Fla.
92	Robertson, Darrell	LB	6-4	246	4/15/1986	R	Georgia Tech	Jonesboro, Ga.
69	Wendell, Ryan	G	6-2	275	3/4/1986	R	Fresno State	Diamond Bar, Calif.

## PRACTICE SQUAD

#	NAME	POS
1	Tom Malone	P
17	Maurice Price	WR
30	Mark Dillard	S
48	Angelo Craig	LB
62	Titus Adams	DL
63	Dan Connolly	G/C
69	Ryan Wendell	G
92	Darrell Robertson	LB

## RESERVE/INJURED LIST

#	NAME	POS	HT	WT	BORN	YR	COLLEGE	H.S. HOMETOWN
52	Alexander, Eric	LB	6-2	240	2/8/1982	4	Louisiana State	Port Arthur, Texas
12	Brady, Tom	QB	6-4	225	8/3/1977	9	Michigan	San Mateo, Calif.
98	Crabbe, Shawn	LB	6-5	243	12/26/1984	R	Michigan	Massillon, Ohio
37	Harrison, Rodney	S	6-1	220	12/15/1972	15	Western Illinois	Chicago, Ill.
39	Maroney, Laurence	RB	5-11	220	2/5/1985	3	Minnesota	St. Louis, Mo.
68	O'Callaghan, Ryan	T	6-7	330	7/19/1983	3	California	Redding, Calif.
91	Ruud, Bo	LB	6-3	235	9/2/1984	R	Nebraska	Lincoln, Neb.
95	Smith, Kenny	DL	6-4	303	9/8/1977	6	Alabama	Meridian, Miss.
75	Stokes, Barry	OL	6-4	310	12/20/1973	11	Eastern Michigan	Flint, Mich.
96	Thomas, Adalius	LB	6-2	270	8/18/1977	9	Southern Mississippi	Equality, Ala.
23	Webster, Jason	CB	5-9	187	9/8/1977	9	Texas A&M	Houston, Texas
22	Wheatley, Terrence	CB	5-9	183	5/5/1985	R	Colorado	Plano, Texas
26	Williams, Tank	S	6-2	223	6/30/1980	7	Stanford	Bay St. Louis, Miss.

## RESERVE/INJURED LIST

#	NAME	POS
12	Tom Brady	QB
22	Terrence Wheatley	CB
23	Jason Webster	CB
26	Tank Williams	S
37	Rodney Harrison	S
39	Laurence Maroney	RB
52	Eric Alexander	LB
68	Ryan O'Callaghan	T
75	Barry Stokes	OL
91	Bo Ruud	LB
95	Kenny Smith	DL
96	Adalius Thomas	LB
98	Shawn Crabbe	LB

## HEAD COACH: BILL BELICHICK

**ASSISTANTS:** Dom Capers, Special Assistant/Secondary; Ivan Fears, Running Backs; Pepper Johnson, Defensive Line;

Pete Mangurian, Tight Ends; Josh McDaniels, Offensive Coordinator/QBs; Harold Nash, Assistant Strength and Conditioning;

Bill O'Brien, Wide Receivers; Matt Patricia, Linebackers; Dean Pees, Defensive Coordinator; Dante Scarnecchia, Assistant Head Coach/Offensive Line;

Brad Seely, Special Teams; Mike Woicik, Strength and Conditioning





# 2008 NUMERICAL ROSTER

December 8, 2008

#	NAME	POS	HT	WT	AGE	YR	COLLEGE	HOW ACQ.
3	Stephen Gostkowski	K	6-1	210	24	3	Memphis	D4b-06
5	Kevin O'Connell	QB	6-5	225	23	R	San Diego State	D3b-08
6	Chris Hanson	P	6-2	202	32	10	Marshall	FA-07
7	Matt Gutierrez	QB	6-4	230	24	2	Idaho State	FA-07
10	Jabar Gaffney	WR	6-1	200	28	7	Florida	FA-06
15	Kelley Washington	WR	6-3	215	29	6	Tennessee	UFA (CIN)-07
16	Matt Cassel	QB	6-4	230	26	4	Southern California	D7a-05
18	Matthew Slater	WR	6-0	198	23	R	UCLA	D5-08
21	Deltha O'Neal	CB	5-11	194	31	9	California	FA-08
24	Jonathan Wilhite	CB	5-11	185	24	R	Auburn	D4-08
27	Ellis Hobbs III	CB	5-9	195	25	4	Iowa State	D3a-05
28	Antwain Spann	S	6-0	195	25	3	Louisiana-Lafayette	FA-06
29	Lewis Sanders	CB	6-1	210	30	9	Maryland	FA-08
31	Brandon Meriweather	DB	5-11	200	24	2	Miami (Fla.)	D1-07
32	LaMont Jordan	RB	5-10	230	30	8	Maryland	FA-08
33	Kevin Faulk	RB	5-8	202	32	10	Louisiana State	D2-99
34	Sammy Morris	RB	6-0	220	31	9	Texas Tech	UFA (MIA)-07
35	Mike Richardson	CB	5-11	190	24	2	Notre Dame	D6b-07
36	James Sanders	S	5-10	210	25	4	Fresno State	D4-05
41	Ray Ventrone	DB	5-10	200	26	3	Villanova	FA-07
42	BenJarvus Green-Ellis	RB	5-11	215	23	R	Mississippi	FA-08
44	Heath Evans	RB	6-0	250	29	8	Auburn	FA-05
49	Vince Redd	LB	6-6	260	23	R	Liberty	FA-08
50	Mike Vrabel	LB	6-4	261	33	12	Ohio State	UFA (PIT)-01
51	Jerod Mayo	LB	6-1	242	22	R	Tennessee	D1-08
53	Larry Izzo	LB	5-10	228	34	13	Rice	UFA (MIA)-01
54	Tedy Bruschi	LB	6-1	247	35	13	Arizona	D3-96
55	Junior Seau	LB	6-3	250	39	19	Southern California	FA-06
58	Pierre Woods	LB	6-5	250	26	3	Michigan	FA-06
59	Gary Guyton	LB	6-3	242	23	R	Georgia Tech	FA-08
61	Stephen Neal	G	6-4	305	32	7	Cal State-Bakersfield	FA-01
64	Mark LeVoi	T	6-7	306	26	2	Notre Dame	CW (STL)-08
65	Wesley Britt	T	6-8	320	27	3	Alabama	FA-06
66	Lonie Paxton	LS	6-2	260	30	9	Sacramento State	FA-00
67	Dan Koppen	C	6-2	296	29	6	Boston College	D5-03
70	Logan Mankins	G	6-4	310	26	4	Fresno State	D1-05
71	Russ Hochstein	G/C	6-4	305	31	8	Nebraska	FA-02
72	Matt Light	T	6-4	305	30	8	Purdue	D2-01
74	Billy Yates	G	6-2	305	28	5	Texas A&M	FA-05
75	Vince Wilfork	NT	6-2	325	27	5	Miami (Fla.)	D1a-04
77	Nick Kaczur	T	6-4	315	29	4	Toledo	D3b-05
81	Randy Moss	WR	6-4	210	31	11	Marshall	TR (OAK)-07
83	Wes Welker	WR	5-9	185	27	5	Texas Tech	TR (MIA)-07
84	Benjamin Watson	TE	6-3	255	27	5	Georgia	D1b-04
85	Tyson DeVree	TE	6-6	245	24	R	Colorado	FA-08
86	David Thomas	TE	6-3	248	25	3	Texas	D3-06
88	Sam Aiken	WR	6-2	215	28	6	North Carolina	UFA (BUF)-08
90	Le Kevin Smith	DL	6-3	308	26	3	Nebraska	D6c-06
93	Richard Seymour	DL	6-6	310	29	8	Georgia	D1-01
94	Ty Warren	DL	6-5	300	27	6	Texas A&M	D1-03
95	Rosevelt Colvin	LB	6-3	250	31	10	Purdue	FA-08
97	Jarvis Green	DL	6-3	285	29	7	Louisiana State	D4b-02
99	Mike Wright	DL	6-4	295	26	4	Cincinnati	FA-05

## PRACTICE SQUAD

#	NAME	POS	HT	WT	AGE	YR	COLLEGE	HOW ACQ.
1	Tom Malone	P	6-0	205	24	1	Southern California	FA-08
17	Maurice Price	WR	6-1	197	23	2	Charleston Southern	FA-08
30	Mark Dillard	S	5-11	210	22	R	Louisiana Tech	FA-08
48	Angelo Craig	LB	6-5	242	23	R	Cincinnati	FA-08
62	Titus Adams	DL	6-4	305	25	1	Nebraska	FA-08
63	Dan Connolly	C	6-4	313	26	3	Southeast Missouri St.	FA-08
69	Ryan Wendell	G	6-2	275	22	R	Fresno State	FA-08
92	Darrell Robertson	LB	6-4	246	22	R	Georgia Tech	FA-08

## RESERVE/INJURED LIST

#	NAME	POS	HT	WT	AGE	YR	INJURY	IR DATE
12	Tom Brady	QB	6-4	225	31	9	Knee	Sept. 9
22	Terrence Wheatley	CB	5-9	183	23	R	Wrist	Nov. 17
23	Jason Webster	CB	5-9	187	31	9	Ankle	Dec. 2
26	Tank Williams	S	6-2	223	28	7	Knee	Aug. 9
37	Rodney Harrison	S	6-1	220	36	15	Thigh	Oct. 22
39	Laurence Maroney	RB	5-11	220	23	3	Shoulder	Oct. 20
52	Eric Alexander	LB	6-2	240	26	4	Hamstring	Nov. 22
68	Ryan O'Callaghan	T	6-7	330	25	3	Shoulder	Aug. 26
75	Barry Stokes	OL	6-4	310	34	11	Back	Aug. 15
91	Bo Ruud	LB	6-3	235	24	R	Ankle	Aug. 30
95	Kenny Smith	DL	6-4	303	31	6	Arm	Aug. 30
96	Adalius Thomas	LB	6-2	270	31	9	Arm	Dec. 5
98	Shawn Crable	LB	6-5	243	23	R	Shin	Nov. 5



# 2008 POSITIONAL ROSTER

December 8, 2008

DEFENSE (24)								
#	NAME	POS	HT	WT	BORN	YR	COLLEGE	H.S. HOMETOWN
<b>DEFENSIVE LINE (6)</b>								
97	Green, Jarvis	DL	6-3	285	1/12/1979	7	Louisiana State	Donaldsonville, La.
93	Seymour, Richard	DL	6-6	310	10/6/1979	8	Georgia	Gadsden, S.C.
90	Smith, Le Kevin	DL	6-3	308	7/21/1982	3	Nebraska	Macon, Ga.
94	Warren, Ty	DL	6-5	300	2/6/1981	6	Texas A&M	Bryan, Texas
75	Wilfork, Vince	NT	6-2	325	11/4/1981	5	Miami (Fla.)	Boynton Beach, Fla.
99	Wright, Mike	DL	6-4	295	3/1/1982	4	Cincinnati	Cincinnati, Ohio
<b>LINEBACKER (9)</b>								
54	Bruschi, Teddy	LB	6-1	247	6/9/1973	13	Arizona	Roseville, Calif.
95	Colvin, Rosevelt	LB	6-3	250	9/5/1977	10	Purdue	Indianapolis, Ind.
59	Guyton, Gary	LB	6-3	242	11/14/1985	R	Georgia Tech	Hinesville, Ga.
53	Izzo, Larry	LB	5-10	228	9/26/1974	13	Rice	Houston, Texas
51	Mayo, Jerod	LB	6-1	242	2/23/1986	R	Tennessee	Hampton, Va.
49	Redd, Vince	LB	6-6	260	9/1/1985	R	Liberty	Elizabethton, Tenn.
55	Seau, Junior	LB	6-3	250	1/19/1969	19	Southern California	Oceanside, Calif.
50	Vrabel, Mike	LB	6-4	261	8/14/1975	12	Ohio State	Akron, Ohio
58	Woods, Pierre	LB	6-5	250	1/6/1982	3	Michigan	Cleveland, Ohio
<b>DEFENSIVE BACK (9)</b>								
27	Hobbs, Ellis	CB	5-9	195	5/16/1983	4	Iowa State	DeSoto, Texas
31	Meriweather, Brandon	DB	5-11	200	1/14/1984	2	Miami (Fla.)	Apopka, Fla.
21	O'Neal, Deltha	CB	5-11	194	1/30/1977	9	California	Milpitas, Calif.
35	Richardson, Mike	CB	5-11	190	2/18/1984	2	Notre Dame	Warner Robins, Ga.
36	Sanders, James	S	5-10	210	11/11/1983	4	Fresno State	Porterville, Calif.
29	Sanders, Lewis	CB	6-1	210	6/22/1978	9	Maryland	Staten Island, N.Y.
28	Spann, Antwain	S	6-0	195	2/22/1983	3	Louisiana-Lafayette	Oceanside, Calif.
41	Ventrone, Ray	DB	5-10	200	10/21/1982	3	Villanova	Pittsburgh, Pa.
24	Wilhite, Jonathan	CB	5-11	185	2/23/1984	R	Auburn	Monroe, La.
OFFENSE (26)								
#	NAME	POS	HT	WT	BORN	YR	COLLEGE	H.S. HOMETOWN
<b>OFFENSIVE LINE (9)</b>								
65	Britt, Wesley	T	6-8	320	11/21/1981	3	Alabama	Cullman, Ala.
61	Neal, Stephen	G	6-4	305	10/9/1976	7	Cal State-Bakersfield	San Diego, Calif.
71	Hochstein, Russ	G/C	6-4	305	10/7/1977	8	Nebraska	Hartington, Neb.
77	Kaczur, Nick	T	6-4	315	7/28/1979	4	Toledo	Brantford, Ontario
67	Koppen, Dan	C	6-2	296	9/12/1979	6	Boston College	Whitehall, Pa.
64	LeVoi, Mark	T	6-7	306	7/29/1982	2	Notre Dame	Eden Prairie, Minn.
72	Light, Matt	T	6-4	305	6/23/1978	8	Purdue	Greenville, Ohio
70	Mankins, Logan	G	6-4	310	3/10/1982	4	Fresno State	Catheys Valley, Calif.
74	Yates, Billy	G	6-2	305	4/15/1980	5	Texas A&M	Fort Worth, Texas
<b>QUARTERBACK (3)</b>								
16	Cassel, Matt	QB	6-4	230	5/17/1982	4	Southern California	Northridge, Calif.
7	Gutierrez, Matt	QB	6-4	230	6/9/1984	2	Idaho State	Concord, Calif.
5	O'Connell, Kevin	QB	6-5	225	5/25/1985	R	San Diego State	Carlsbad, Calif.
<b>WIDE RECEIVER (6)</b>								
88	Aiken, Sam	WR	6-2	215	12/14/1980	6	North Carolina	Kenansville, N.C.
10	Gaffney, Jabar	WR	6-1	200	12/1/1980	7	Florida	Jacksonville, Fla.
81	Moss, Randy	WR	6-4	210	2/13/1977	11	Marshall	Rand, W. Va.
18	Slater, Matthew	WR	6-0	198	9/9/1985	R	UCLA	Anaheim, Calif.
15	Washington, Kelley	WR	6-3	215	8/21/1979	6	Tennessee	Stephens City, Va.
83	Welker, Wes	WR	5-9	185	5/1/1981	5	Texas Tech	Oklahoma City, Okla.
<b>RUNNING BACK (5)</b>								
44	Evans, Heath	RB	6-0	250	12/30/1978	8	Auburn	West Palm Beach, Fla.
33	Faulk, Kevin	RB	5-8	202	6/5/1976	10	Louisiana State	Carencro, La.
42	Green-Ellis, BenJarvus	RB	5-11	215	7/2/1985	R	Mississippi	New Orleans, La.
32	Jordan, LaMont	RB	5-10	230	11/11/1978	8	Maryland	Suitland, Md.
34	Morris, Sammy	RB	6-0	220	3/23/1977	9	Texas Tech	San Antonio, Texas
<b>TIGHT END (3)</b>								
46	DeVree, Tyson	TE	6-6	245	11/12/1984	R	Colorado	Hudsonville, Mich.
86	Thomas, David	TE	6-3	248	7/5/1983	3	Texas	Wolfforth, Texas
84	Watson, Benjamin	TE	6-3	255	12/18/1980	5	Georgia	Rock Hill, S.C.
SPECIALISTS (3)								
#	NAME	POS	HT	WT	BORN	YR	COLLEGE	H.S. HOMETOWN
<b>SPECIALISTS (3)</b>								
3	Gostkowski, Stephen	K	6-1	210	1/28/1984	3	Memphis	Madison, Miss.
6	Hanson, Chris	P	6-2	202	10/25/1976	10	Marshall	Sharpsburg, Ga.
66	Paxton, Lonie	LS	6-2	260	3/13/1978	9	Sacramento State	Corona, Calif.
RESERVE/INJURED (13)								
#	NAME	POS	HT	WT	BORN	YR	COLLEGE	H.S. HOMETOWN
<b>RESERVE/INJURED (13)</b>								
52	Alexander, Eric	LB	6-2	240	2/8/1982	4	Louisiana State	Port Arthur, Texas
12	Brady, Tom	QB	6-4	225	8/3/1977	9	Michigan	San Mateo, Calif.
98	Crable, Shawn	LB	6-5	243	12/26/1984	R	Michigan	Massillon, Ohio
37	Harrison, Rodney	S	6-1	220	12/15/1972	15	Western Illinois	Chicago, Ill.
39	Maroney, Laurence	RB	5-11	220	2/5/1985	3	Minnesota	St. Louis, Mo.
68	O'Callaghan, Ryan	T	6-7	330	7/19/1983	3	California	Redding, Calif.
91	Ruud, Bo	LB	6-3	235	9/2/1984	R	Nebraska	Lincoln, Neb.
95	Smith, Kenny	DL	6-4	303	9/8/1977	6	Alabama	Meridian, Miss.
75	Stokes, Barry	OL	6-4	310	12/20/1973	11	Eastern Michigan	Flint, Mich.
96	Thomas, Adalius	LB	6-2	270	8/18/1977	9	Southern Mississippi	Equality, Ala.
23	Webster, Jason	CB	5-9	187	9/8/1977	9	Texas A&M	Houston, Texas
22	Wheatley, Terrence	CB	5-9	183	5/5/1985	R	Colorado	Plano, Texas
26	Williams, Tank	S	6-2	223	6/30/1980	7	Stanford	Bay St. Louis, Miss.



# HOW THE PATRIOTS WERE BUILT

UPDATED: December 8, 2008

<u>YEAR</u>	<u>DRAFTEES (23)</u>	<u>VETERAN FREE AGENTS (15)</u>	<u>WAIVERS (1) / TRADES (2)</u>	<u>ROOKIE AND FIRST-YEAR FREE AGENTS (12)</u>
1996	Tedy Bruschi (3)			
1997				
1998				
1999	Kevin Faulk (2)			
2000				Lonie Paxton (fa)
2001	Richard Seymour (1) Matt Light (2)	Larry Izzo (fa)(MIA) Mike Vrabel (3)(PIT)		Stephen Neal (fa)
2002	Jarvis Green (4b)			Russ Hochstein (5)(TB)
2003	Ty Warren (1) Dan Koppen (5)			
2004	Vince Wilfork (1a) Benjamin Watson (1b)	Billy Yates (fa)(MIA)		
2005	Logan Mankins (1) Ellis Hobbs III (3a) Nick Kaczur (3b) James Sanders (4) Matt Cassel (7a)	Heath Evans (3)(MIA)		Wesley Britt (5)(SD)
2006	David Thomas (3) Stephen Gostkowski (4b) Le Kevin Smith (6c)	Jabar Gaffney (2)(PHI) Junior Seau (1)(MIA)		Antwain Spann (fa)(NYG) Pierre Woods (fa) Mike Wright (fa)
2007	Brandon Meriweather (1) Mike Richardson (6)	Chris Hanson (fa)(NO) Ray Ventrone (fa)(NYJ) Kelley Washington (3)(CIN) Sammy Morris (5)(MIA)	Randy Moss (1)(tr-OAK) Wes Welker (fa)(tr-MIA)	Matt Gutierrez (fa)
2008	Jerod Mayo (1) Kevin O'Connell (3b) Jonathan Wilhite (4) Matthew Slater (5)	Sam Aiken (4)(BUF) Rosevelt Colvin (4)(HST) LaMont Jordan (2)(OAK) Deltha O'Neal (1)(CIN) Lewis Sanders (4)(ATL)	Mark LeVoir (fa)(cw-STL)  <b>RESERVE/INJURED (13)</b> Eric Alexander (fa)(FA-04) Tom Brady (6b)(D6b-00) Shawn Crable (3a)(D3a-08) Rodney Harrison (5)(SD)(FA-03) Laurence Maroney (1)(D1-06) Ryan O'Callaghan (5)(D5-06) Bo Ruud (6)(D6-08) Kenny Smith (3)(TB)(FA-08) Barry Stokes (fa)(DET)(FA-08) Adalius Thomas (6)(BAL)(FA-07) Jason Webster (2)(BUF)(FA-08) Terrence Wheatley (2)(D2-08) Tank Williams (2)(MIN)(FA-08)	Tyson DeVree (fa) BenJarvus Green-Ellis (fa) Gary Guyton (fa) Vince Redd (fa)

**NOTE:** Team in parenthesis is the player's prior team  
(#) – indicates round drafted  
(fa) – indicates non-drafted free agents





# UNOFFICIAL DEPTH CHART

Unofficial depth chart compiled by Patriots media relations, Dec. 8, 2008

## OFFENSE

WR:	83 Wes Welker	88 Sam Aiken	<u>18 Matthew Slater</u>
LT:	72 Matt Light	65 Wesley Britt	
LG:	70 Logan Mankins		
C:	67 Dan Koppen	71 Russ Hochstein	
RG:	61 Stephen Neal	74 Billy Yates	
RT:	77 Nick Kaczur	64 Mark LeVoi	
TE:	84 Benjamin Watson	86 David Thomas	<u>85 Tyson DeVree</u>
WR:	81 Randy Moss	10 Jabar Gaffney	15 Kelley Washington
QB:	16 Matt Cassel	<u>5 Kevin O'Connell</u>	7 Matt Gutierrez
RB:	34 Sammy Morris	33 Kevin Faulk	32 LaMont Jordan <u>42 BenJarvus Green-Ellis</u>
FB:	44 Heath Evans		

## DEFENSE

LE:	94 Ty Warren	90 Le Kevin Smith	
NT:	75 Vince Wilfork	99 Mike Wright	
RE:	93 Richard Seymour	97 Jarvis Green	
OLB:	50 Mike Vrabel	<u>49 Vince Redd</u>	
ILB:	<u>51 Jerod Mayo</u>	53 Larry Izzo	
ILB:	54 Tedy Bruschi	55 Junior Seau	
OLB:	<u>59 Gary Guyton</u>	95 Roosevelt Colvin	58 Pierre Woods
LCB:	<u>24 Jonathan Wilhite</u>	21 Deltha O'Neal	
RCB:	27 Ellis Hobbs	29 Lewis Sanders	35 Mike Richardson
SS:	31 Brandon Meriweather	28 Antwain Spann	
FS:	36 James Sanders	41 Ray Ventrone	

## SPECIAL TEAMS

K:	3 Stephen Gostkowski	6 Chris Hanson
P:	6 Chris Hanson	3 Stephen Gostkowski
H:	6 Chris Hanson	16 Matt Cassel
PR:	83 Wes Welker	33 Kevin Faulk
KR:	27 Ellis Hobbs	<u>18 Matthew Slater</u>
LS:	66 Lonie Paxton	71 Russ Hochstein

## PRONUNCIATION GUIDE

Tedy Bruschi	BREW-ski	Dan Koppen	COPE-en
Matt Cassel	CASTLE	Mark LeVoi	le-VORE
Stephen Gostkowski	gust-OW-ski	Jerod Mayo	je-ROD
Russ Hochstein	HOKE-stine	Deltha O'Neal	DELL-thuh
Nick Kaczur	KÄ-zur	Le Kevin Smith	Lee-KEE-vin



# 2008 TRANSACTIONS

UPDATED: December 8, 2008

For transactions prior to March 2008, please see p.226 of the Patriots' 2008 Media Guide

## MARCH, 2008

3/3/2008	Aiken, Sam	Signed as Unrestricted Free Agent (BUF)
3/3/2008	Moss, Randy	Re-Signed
3/4/2008	Webster, Jason	Signed as Unrestricted Free Agent (BUF)
3/5/2008	Gaffney, Jabar	Re-Signed
3/6/2008	Sanders, Lewis	Signed as Veteran Free Agent
3/6/2008	Williams, Tank	Signed as Unrestricted Free Agent (MIN)
3/11/2008	Ventrone, Ray	Re-Signed
3/14/2008	Wright, Mike	Re-Signed
3/20/2008	Bryant, Fernando	Signed as Veteran Free Agent
3/25/2008	Britt, Wesley	Re-Signed
3/25/2008	Woods, Pierre	Re-Signed

## APRIL, 2008

4/7/2008	Hobson, Victor	Signed as Unrestricted Free Agent (NYJ)
4/23/2008	Player, Scott	Signed as Veteran Free Agent
4/23/2008	Pollard, Marcus	Signed as Unrestricted Free Agent (SEA)
4/23/2008	Smith, Kenny	Signed as Veteran Free Agent
4/26/2008	Mayo, Jerod	Drafted
4/26/2008	Wheatley, Terrence	Drafted
4/26/2008	Crabbe, Shawn	Drafted
4/27/2008	O'Connell, Kevin	Drafted
4/27/2008	Wilhite, Jonathan	Drafted
4/27/2008	Slater, Matthew	Drafted
4/27/2008	Ruud, Bo	Drafted
4/29/2008	Mixon, Tim	Waived
4/29/2008	Slaughter, T.J.	Waived

## MAY, 2008

5/2/2008	Coffman, Josh	Signed as Rookie Free Agent
5/2/2008	Dillard, Mark	Signed as Rookie Free Agent
5/2/2008	Feliciano, Carlos	Signed as Rookie Free Agent
5/2/2008	Green-Ellis, BenJarvus	Signed as Rookie Free Agent
5/2/2008	Guyton, Gary	Signed as Rookie Free Agent
5/2/2008	Norwell, Chris	Signed as Rookie Free Agent
5/2/2008	Redd, Vince	Signed as Rookie Free Agent
5/2/2008	Smith, Henry	Signed as Rookie Free Agent
5/2/2008	Stupar, Jonathan	Signed as Rookie Free Agent
5/2/2008	Tyler, Casey	Signed as Rookie Free Agent
5/2/2008	Wendell, Ryan	Signed as Rookie Free Agent
5/5/2008	Fifita, Steve	Signed as Veteran Free Agent
5/5/2008	DeVree, Tyson	Signed as Rookie Free Agent
5/5/2008	Dragosavich, Mike	Signed as Rookie Free Agent
5/5/2008	Coffman, Josh	Waived
5/5/2008	Feliciano, Carlos	Waived
5/13/2008	Ortiz, Robert	Signed as First-Year Free Agent

## JUNE, 2008

6/2/2008	Ross, Oliver	Signed as Veteran Free Agent
6/5/2008	Dragosavich, Mike	Waived
6/6/2008	Mruczkowski, Gene	Signed as Veteran Free Agent
6/11/2008	Alexander, Eric	Re-Signed
6/11/2008	DeVree, Tyson	Waived
6/11/2008	Smith, Henry	Waived
6/11/2008	Tyler, Casey	Waived
6/12/2008	Player, Scott	Released
6/14/2008	Slater, Matthew	Signed/Draft Choice

## JULY, 2008

7/1/2008	Andrews, Willie	Released
7/1/2008	Ruud, Bo	Signed/Draft Choice
7/17/2008	Wilhite, Jonathan	Signed/Draft Choice
7/21/2008	Crabbe, Shawn	Signed/Draft Choice
7/21/2008	O'Connell, Kevin	Signed/Draft Choice
7/21/2008	Clement, Anthony	Signed as Veteran Free Agent
7/21/2008	Dunlap, Chris	Signed as First-Year Free Agent
7/22/2008	Bauta, Lavdrim	Signed as Rookie Free Agent
7/22/2008	Wheatley, Terrence	Signed/Draft Choice
7/24/2008	Mayo, Jerod	Signed/Draft Choice
7/24/2008	Adams, Titus	Signed as First-Year Free Agent
7/24/2008	Bauta, Lavdrim	Released
7/26/2008	Jordan, LaMont	Signed as Veteran Free Agent
7/26/2008	Bauta, Lavdrim	Re-Signed
7/26/2008	Mruczkowski, Gene	Retired
7/26/2008	Ortiz, Robert	Released
7/27/2008	Bauta, Lavdrim	Released
7/27/2008	McMahon, Pete	Signed as First-Year Free Agent

## AUGUST, 2008

8/2/2008	Stokes, Barry	Signed as Veteran Free Agent
8/2/2008	Clement, Anthony	Placed on Reserve/Injured (Knee)
8/4/2008	Welbourn, John	Signed as Veteran Free Agent
8/4/2008	Norwell, Chris	Released
8/9/2008	Shoate, Jeff	Signed as Veteran Free Agent
8/9/2008	Williams, Tank	Placed on Reserve/Injured (Knee)
8/13/2008	Jimoh, Ade	Signed as Veteran Free Agent
8/13/2008	McMahon, Pete	Released
8/14/2008	Sene, Stephen	Signed as First-Year Free Agent
8/14/2008	Dunlap, Chris	Released
8/15/2008	Lynch, John	Signed as Veteran Free Agent
8/15/2008	Stokes, Barry	Placed on Reserve/Injured (Back)
8/19/2008	DeVree, Tyson	Signed as Rookie Free Agent
8/19/2008	Pollard, Marcus	Released
8/21/2008	Flynn, Mike	Signed
8/21/2008	Jimoh, Ade	Released
8/26/2008	Neal, Stephen	Placed on Reserve/PUP (Shoulder)
8/26/2008	O'Callaghan, Ryan	Placed on Reserve/Injured (Shoulder)
8/26/2008	Eckel, Kyle	Released
8/26/2008	Webster, Jason	Released
8/26/2008	Wendell, Ryan	Released

## AUGUST, 2008 (CONT.)

8/29/2008	Fifita, Steve	Released
8/29/2008	Martin, Jimmy	Released
8/29/2008	Shoate, Jeff	Released
8/29/2008	Stupar, Jonathan	Released
8/30/2008	Ross, Oliver	Placed on Reserve/NFI (Shoulder)
8/30/2008	Ruud, Bo	Placed on Reserve/Injured (Ankle)
8/30/2008	Smith, Kenny	Placed on Reserve/Injured (Arm)
8/30/2008	Adams, Titus	Released
8/30/2008	Bryant, Fernando	Released
8/30/2008	DeVree, Tyson	Released
8/30/2008	Dillard, Mark	Released
8/30/2008	Flynn, Mike	Released
8/30/2008	Green-Ellis, BenJarvus	Released
8/30/2008	Gutierrez, Matt	Released
8/30/2008	Hobson, Victor	Released
8/30/2008	Redd, Vince	Released
8/30/2008	Richardson, Mike	Released
8/30/2008	Sene, Stephen	Released
8/30/2008	Spann, Antwain	Released
8/30/2008	Thomas, Santonio	Released
8/30/2008	Welbourn, John	Released
8/31/2008	Adams, Titus	Signed to Practice Squad
8/31/2008	Dillard, Mark	Signed to Practice Squad
8/31/2008	Green-Ellis, BenJarvus	Signed to Practice Squad
8/31/2008	Redd, Vince	Signed to Practice Squad
8/31/2008	Richardson, Mike	Signed to Practice Squad
8/31/2008	Spann, Antwain	Signed to Practice Squad
8/31/2008	Jackson, Chad	Released
8/31/2008	Lynch, John	Released

## SEPTEMBER, 2008

9/1/2008	O'Neal, Deltha	Signed as Veteran Free Agent
9/1/2008	LeVoi, Mark	Claimed off Waivers (STL)
9/1/2008	Pociask, Jason	Claimed off Waivers (NYJ)
9/1/2008	Spach, Stephen	Released
9/1/2008	Bender, Jacob	Signed to Practice Squad
9/1/2008	DeVree, Tyson	Signed to Practice Squad
9/4/2008	Spach, Stephen	Re-Signed
9/4/2008	Pociask, Jason	Released
9/4/2008	Hodges, Reggie	Signed to Practice Squad
9/4/2008	DeVree, Tyson	Released from Practice Squad
9/7/2008	Hodges, Reggie	Released from Practice Squad
9/9/2008	Brady, Tom	Placed on Reserve/Injured (Knee)
9/10/2008	Gutierrez, Matt	Signed to Practice Squad
9/10/2008	Malone, Tom	Signed to Practice Squad
9/10/2008	Dillard, Mark	Released from Practice Squad
9/13/2008	Gutierrez, Matt	Signed to Active Roster
9/13/2008	Jones, C.J.	Released
9/15/2008	Eckel, Kyle	Signed
9/15/2008	Spach, Stephen	Released
9/15/2008	Dillard, Mark	Signed to Practice Squad
9/15/2008	Malone, Tom	Released from Practice Squad
9/16/2008	DeVree, Tyson	Signed to Practice Squad
9/22/2008	Eckel, Kyle	Released
9/24/2008	Price, Maurice	Signed
9/24/2008	Wendell, Ryan	Signed to Practice Squad
9/24/2008	Dillard, Mark	Released from Practice Squad

## OCTOBER, 2008

10/11/2008	Green-Ellis, BenJarvus	Signed to Active Roster
10/11/2008	Price, Maurice	Released
10/15/2008	Price, Maurice	Signed to Practice Squad
10/20/2008	Neal, Stephen	Activated from Reserve/PUP
10/20/2008	Richardson, Mike	Signed to Active Roster
10/20/2008	Maroney, Laurence	Placed on Reserve/Injured (Shoulder)
10/20/2008	Connolly, Dan	Released
10/22/2008	Spann, Antwain	Signed to Active Roster
10/22/2008	Harrison, Rodney	Placed on Reserve/Injured (Thigh)
10/22/2008	Connolly, Dan	Signed to Practice Squad
10/22/2008	Dillard, Mark	Signed to Practice Squad
10/28/2008	Ross, Oliver	Released

## NOVEMBER, 2008

11/5/2008	Webster, Jason	Signed as Veteran Free Agent
11/5/2008	Crabbe, Shawn	Placed on Reserve/Injured (Shin)
11/17/2008	DeVree, Tyson	Signed to Active Roster
11/17/2008	Wheatley, Terrence	Placed on Reserve/Injured (Wrist)
11/17/2008	Robertson, Darrell	Signed to Practice Squad
11/22/2008	Redd, Vince	Signed to Active Roster
11/22/2008	Alexander, Eric	Placed on Reserve/Injured (Hamstring)
11/26/2008	Malone, Tom	Signed to Practice Squad

## DECEMBER, 2008

12/2/2008	Webster, Jason	Placed on Reserve/Injured (Ankle)
12/3/2008	Colvin, Rosevelt	Signed as Veteran Free Agent
12/3/2008	Craig, Angelo	Signed to Practice Squad
12/5/2008	Seau, Junior	Signed as Veteran Free Agent
12/5/2008	Thomas, Adaluis	Placed on Reserve/Injured (Arm)



# GAME NOTES: GAMES 1 & 2

## GAME 1: PATRIOTS 17, CHIEFS 10

September 7, 2008 ★ Gillette Stadium (Att: 68,756)

	1	2	3	4	Final
Kansas City Chiefs	0	3	0	7	— 10
New England Patriots	0	7	7	3	— 17

The Patriots won their 20th consecutive regular-season game, a 17-10 victory over Kansas City to open the 2008 season. Randy Moss had six catches for 116 yards and a touchdown, while the Patriots totaled 126 rushing yards on 28 carries (4.5 avg.) and quarterback Matt Cassel completed 13-of-18 passes (72.2 percent) and threw for a touchdown in relief of an injured Tom Brady, who sustained a knee injury in the first quarter.

### RED ZONE STOP IN FINAL MINUTE

The Patriots defense clinched the 17-10 win by keeping Kansas City out of the end zone after the Chiefs had gained a first-and-goal from the 5-yard line with 53 seconds left in the game. The Patriots did not allow the Chiefs to even gain a yard. The Patriots forced an incompleteness on first down, Richard Seymour and Mike Vrabel combined to stop Larry Johnson for no gain on second down, and then New England forced two straight Kansas City incompleteness on third and fourth downs.

### CASSEL LEADS 98-YARD DRIVE

In his first drive at quarterback in the first quarter, Matt Cassel directed a 10-play, 98-yard drive that ended in a 10-yard scoring strike to Randy Moss and a 7-0 Patriots lead. The drive was the longest for the Patriots since Sept. 23, 2007, when they also embarked on a 10-play, 98-yard drive against Buffalo at Gillette Stadium.

### MOSS BREAKS 100-YARD MARK IN 1ST QUARTER

Randy Moss had 101 yards on four receptions in the first quarter, marking the third time in his career that he has broken the 100-yard receiving mark in the first quarter. The last time he achieved the feat was on Oct. 3, 1999, while playing for Minnesota in a game against Tampa Bay. Last season, Moss had 100 or more receiving yards in a quarter on one occasion—in the second quarter at Miami on Oct. 21, 2007, when he had 104 yards on three receptions.

### HOBBS INTERCEPTION

Ellis Hobbs intercepted a Damon Huard pass at the Kansas City 41-yard line with 7:21 remaining in the game and the Patriots holding a 14-10 lead. Hobbs pounced on the pass intended for Dwayne Bowe and returned the ball to the 38-yard line. The interception was the seventh of Hobbs's regular-season career. He also has two career postseason interceptions. Including his interception against Kansas City, Hobbs had four interceptions in a five-game span—he had one in the 2007 regular season finale and added two in three playoff games last season.

### MORRIS SCORES

Sammy Morris gave the Patriots a 14-3 lead on a 5-yard scoring run with 3:01 left in the third quarter. The touchdown was the 19th of Morris's career (18 rushing, one receiving). Last season, Morris played in six games with two starts and totaled 384 yards on 85 rushes (4.5 avg.) before being placed on injured reserve with a chest injury on Nov. 2, 2007.

### CASSEL-TO-MOSS

Matt Cassel's 51-yard completion to Randy Moss on the final play of the first quarter was the longest completion of his career at the time, topping his 36-yard completion to Andre Davis in the 2005 regular-season finale against Miami on Jan. 1, 2006.

## GAME 2: PATRIOTS 19, JETS 10

September 14, 2008 ★ Giants Stadium (Att: 78,554)

	1	2	3	4	Final
New England Patriots	3	3	10	3	— 19
New York Jets	0	3	0	7	— 10

The Patriots began the season with a 2-0 record for the third straight season and won their 21st consecutive regular-season game, a 19-10 road divisional victory over the New York Jets. Matt Cassel, in his first career start at quarterback, completed nearly 70 percent of his passes, while Stephen Gostkowski hit all four of his field goal attempts to help the Patriots to victory. New England's defense allowed just 10 points for the second straight week, and a key interception by Brandon Meriweather in the third quarter set up a New England touchdown that gave the Patriots a solid lead.

### CASSEL WINS FIRST CAREER START

Matt Cassel made his first career start at quarterback and completed 16-of-23 passes (69.6 percent) for 165 yards and a passer rating of 89.9 in helping the Patriots to a 19-10 divisional win on the road. New England started the season with a 2-0 record for the third straight year and for the fifth time in the nine seasons since Bill Belichick became head coach in 2000.

### DEFENSE: 20 POINTS THROUGH TWO GAMES

The Patriots allowed the Jets to score 10 points and allowed a total of just 20 points through two games (Kansas City also scored 10 points in a 17-10 Patriots win on Sept. 7). The 20 points allowed through the season's first two games is the lowest total by a Patriots team since Bill Belichick became head coach in 2000. The last time the Patriots allowed a total of 20 points or fewer in the season's first two games was in 1997, when New England allowed a total of 13 points, beginning the season with a 41-7 win over San Diego at Foxboro Stadium and following that up with a 31-6 win at Indianapolis.

### GOSTKOWSKI TIES CAREER HIGH

Stephen Gostkowski nailed all four of his field goals – from 21, 37, 28 and 27 yards – improving to a perfect 5-for-5 on the season. He tied his career high for field goals in a game, matching his 4-for-4 performance against Houston as a rookie on Dec. 17, 2006.

### MERIWEATHER'S FIRST CAREER INTERCEPTION SETS UP TOUCHDOWN

Brandon Meriweather recorded his first career interception, picking off a Brett Favre pass at the Jets' 44-yard line in the third quarter and returning it 13 yards to give the Patriots possession at the New York 31-yard line. The play set up a 6-play, 31-yard drive that ended in a 1-yard scoring plunge by Sammy Morris that gave the Patriots a 13-3 lead. Meriweather was selected by the Patriots in the first round (24th overall) of the 2007 NFL Draft out of Miami.

### SERIES STREAKS

- With their win over the Jets, the Patriots took the lead in the all-time series against New York, 49-48-1 (including a 2-0 playoff record). The last time the Patriots were above .500 in their all-time series with New York was in entering the 1967 season, when they led 7-6-1.
- The Patriots defeated the Jets for the eighth consecutive time on the road. The streak dates back to a 17-16 win at Giants Stadium on Dec. 2, 2001.
- The Patriots have now held the Jets to 17 points or fewer in 10 of their last 11 meetings.





# GAME NOTES: GAMES 3 & 4

## WEEK 3: DOLPHINS 38, PATRIOTS 13

September 21, 2008 ★ Gillette Stadium (Att: 68,756)

	1	2	3	4	Final
Miami Dolphins	7	14	7	10	— 38
New England Patriots	0	6	7	0	— 13

The Patriots fell to 2-1 on the season, dropping a 38-13 decision to the Miami Dolphins at Gillette Stadium. New England's 21-game regular-season winning streak was broken as the Patriots lost in regular season play for the first time since Dec. 10, 2006, when they fell 21-0 at Miami. The Patriots lost at home for the first time since Nov. 12, 2006, snapping a streak of 15 straight home victories in the regular season and playoffs.

## 2008 PATRIOTS HALL OF FAME INDUCTION WEEKEND

The Patriots concluded the inaugural Patriots Hall of Fame Induction Weekend with a halftime ceremony at the Dolphins game. Patriots Hall of Famers honored on the field at halftime included: **Nick Buoniconti, Gino Cappelletti, Ben Coates, Steve Grogan, John Hannah, Mike Haynes, Stanley Morgan, Steve Nelson, Babe Parilli and Andre Tippett**. The late **Bob Dee** was represented by his son, Bob Dee, Jr., and the late **Jim Lee Hunt** was represented by his wife, Rosa Hunt. The weekend's events included a ribbon-cutting ceremony on Thursday Sept. 18 for **The Hall at Patriot Place Presented by Raytheon**, and a re-induction of all Patriots Hall of Famers and the enshrinement of 2008 Patriots Hall of Fame inductee Ben Coates on Saturday, Sept. 20.

## HOBBS SETS PATRIOTS RECORD FOR MOST KICKOFF RETURN YARDAGE IN A GAME

Ellis Hobbs totaled 237 yards on six kickoff returns, setting a Patriots record for most kickoff return yardage in a game. Hobbs topped the previous Patriots record of 220 kickoff return yards, set by Kevin Faulk against the New York Jets on Dec. 22, 2002. Hobbs had long kickoff returns of 81 yards and 50 yards en route to his record against the Dolphins. His 82-yard return in the third quarter set up Matt Cassel's 5-yard touchdown pass to Jabar Gaffney. Playing in his 50th career game, Hobbs returned the opening kickoff of the game 50 yards to the Miami 49-yard line. In his 50-game career, Hobbs has now recorded six kickoff returns of 50 yards or longer and nine kickoff returns of 40 yards or longer.

## GAFFNEY SCORES

Jabar Gaffney snared a 5-yard touchdown pass from Matt Cassel on fourth-and-three with 3:20 remaining in the third quarter to cut the Miami lead to 28-13. The touchdown catch was Gaffney's first of the season and the 14th of his career. Last season, Gaffney set a career high with five touchdown receptions.

## QUICK HITS

- 2008 Patriots Hall of Fame Inductee Ben Coates served as an honorary captain at the coin toss.
- The Dolphins game was the 153rd straight home sellout for the Patriots. The streak is now in its 15th season and includes every Patriots preseason, regular-season and playoff game since the 1994 regular-season opener.
- Patriots tackle Matt Light played in his 100th career game. Light, a 2008 offensive captain, was drafted by the Patriots in the second round (48th overall) of the 2001 NFL Draft.
- Sam Aiken made his Patriots debut after missing the first two games of the season. Aiken, signed as a free agent from the Buffalo Bills in the offseason, caught his first pass in a New England uniform in the second quarter, a 9-yard catch on third-and-two.

## GAME 4: PATRIOTS 30, 49ERS 21

October 5, 2008 ★ Candlestick Park (Att: 67,650)

	1	2	3	4	Final
New England Patriots	7	10	7	6	— 30
San Francisco 49ers	14	0	0	7	— 21

The Patriots improved to 3-1 on the season with a 30-21 win on the road against San Francisco. Matt Cassel set career highs in passing yards and completions, while Randy Moss totaled 111 receiving yards, including a 66-yard touchdown grab. Stephen Gostkowski was a perfect three-for-three on field goals, including a crucial 49-yarder that gave the Patriots a two-score advantage in the fourth quarter. The Patriots defense came up with three interceptions to help halt the San Francisco momentum, while Kevin Faulk set a career high with two rushing touchdowns.

## CAREER HIGHS FOR CASSEL

Quarterback Matt Cassel set single-game career highs with 259 yards, 22 completions and 32 attempts. Prior to the game against the 49ers, his previous single-game highs were 168 yards (vs. Miami on Jan. 1, 2006), 19 completions (vs. Miami on Sept. 21, 2008) and 31 attempts (vs. Miami on Sept. 21, 2008).

## FAULK'S GOAL LINE SCORES

Kevin Faulk scored on a two-yard run to give the Patriots a 17-14 lead with six seconds remaining in the first half and a two-yard run on fourth and goal to give the Patriots a 24-14 lead in the third quarter. It was the first time Faulk has scored two rushing touchdowns in a game and just the third time he has scored two total touchdowns in a game (vs. Houston, 12/17/06 and at Chicago, 11/10/02). The touchdowns were Faulk's first two of the season. Faulk's first touchdown was his first rushing score since Dec. 17, 2006, when he had an 11-yard scoring run against the Houston Texans.

## MOSS GOES FOR 111

Randy Moss had five receptions for 111 yards, recording his second 100-yard receiving game of the season and the 57th 100-yard receiving game of his career. Moss's 57 career 100-yard receiving games rank third in NFL history, trailing only Jerry Rice (76) and Marvin Harrison (59). In 2007, Moss had nine 100-yard receiving games. Moss had four catches for 111 yards in the first half against San Francisco.

## CASSEL BOMB TO MOSS

On third and eight from the 49ers' 34-yard line in the first quarter, Matt Cassel rolled to his right and hit Randy Moss, who had split the defense down the middle, on a 66-yard touchdown, tying the score at seven. The catch was Moss's longest reception as a Patriot and his longest reception since Oct. 2, 2005, when he snared a 79-yard catch while playing for Oakland against the Dallas Cowboys. The touchdown toss was the longest of Matt Cassel's career, the longest play of the year for the Patriots and the longest since Donté Stallworth's 69-yard touchdown reception against Dallas on Oct. 4, 2007. The touchdown was Moss's 126th career scoring reception and his 25th touchdown grab since joining the Patriots via trade prior to the 2007 season. Last season, Moss had touchdown receptions of 65 yards (at N.Y. Giants, 12/29/07) and 63 yards (vs. Pittsburgh, 12/9/07).

## FIRST WIN IN SAN FRANCISCO

The Patriots' 30-21 victory over the 49ers was New England's first win in San Francisco. The Patriots had lost in each of their four previous road matchups with the 49ers. The Washington Redskins are now the only NFL team the Patriots have never beaten on the road.



# GAME NOTES: GAMES 5 & 6

## GAME 5: CHARGERS 30, PATRIOTS 10

October 12, 2008 ★ Qualcomm Stadium (Att: 68,704)

	1	2	3	4	Final
New England Patriots	0	3	0	7	— 10
San Diego Chargers	10	7	10	3	— 30

The Patriots saw their 12-game road winning streak snapped in a 30-10 loss to San Diego at Qualcomm Stadium. The Chargers took a 10-0 lead in the first quarter and held off New England's second-half comeback try to snap the Patriots' 11-game winning streak in the month of October. The Patriots seemed poised to cut the deficit to 17-10 after getting the opening kickoff of the second half and gaining a first-and-goal on the San Diego 1-yard line. But the Chargers came up with a goal-line stand to maintain a 17-3 lead and promptly drove the length of the field to extend their advantage to 24-3. Two San Diego field goals extended the lead to 30-3 before a New England touchdown with 5:18 left in the game made the final score 30-10.

### ROAD STREAK ENDS

The loss to San Diego ended the Patriots' streak of 12 consecutive regular season road victories, dating back to a Dec. 24, 2006 win against the Jaguars in Jacksonville. The Patriots' 12-game road winning streak is the second-longest road winning streak in NFL history (San Francisco, 18, 1988-90). Three teams have won 11 straight road games (San Diego 1960-61, San Francisco 1987-88, Pittsburgh 2004-05).

### WELKER CONSISTENT

Wes Welker had nine catches against San Diego, marking the fifth straight game to open the season that Welker has had six or more catches. Welker has 36 receptions in 2008 and is averaging 7.2 catches per game this season after averaging seven catches per game in 2007, his first season with the Patriots. Welker's 112 catches in 2007 tied for the league lead and set an NFL record for most receptions by a player in his first season with a new team.

### FUMBLE RECOVERY

Ty Warren recovered a fumble by Jacob Hester in the fourth quarter, marking the Patriots' first defensive fumble recovery of the season. The fumble recovery was the sixth of Warren's career, and set up an 8-play, 46-yard drive that ended in a 1-yard touchdown run by Sammy Morris.

### MORRIS TOUCHDOWN

Sammy Morris scored on a 1-yard touchdown run in the fourth quarter to make the score 30-10. The touchdown was Morris's third rushing score of the season and was the 20th rushing touchdown of his 9-year NFL career. He also has one career receiving touchdown. Morris's three total touchdowns lead the team through five games and equal his total of three touchdowns in 2007.

### MORRIS CATCH

Sammy Morris gained 28 yards on a pass play in the third quarter, tying the second longest reception of his career. The catch trails only his 44-yard reception on Oct. 22, 2006 while he was with the Miami Dolphins. Morris's other 28-yard reception also came that year during the Dolphins' Dec. 10 game against the Patriots. Morris's 28-yard catch against the Chargers set the Patriots up in a first-and-goal from the 1-yard line.

### QUICK HITS

- The Patriots lost a game in October for the first time since 2005, snapping a streak of 11 straight October wins. Prior to falling in San Diego, the Patriots' last loss in October came on Oct. 16, 2005, a 28-20 loss at Denver.

## GAME 6: PATRIOTS 41, BRONCOS 7

October 20, 2008 ★ Gillette Stadium (Att: 68,756)

	1	2	3	4	Final
Denver Broncos	0	0	0	7	— 7
New England Patriots	6	14	14	7	— 41

The New England Patriots improved to 4-2 on the season with a 41-7 win over Denver at Gillette Stadium. The Patriots tied their largest Monday Night Football victory and improved to 15-1 since 2003 following a loss. New England's defense forced five turnovers and the Patriots offense converted those takeaways into a total of 20 points. The New England rushing attack totaled 257 yards – its highest total in 15 years – and Matt Cassel set a career high with three touchdown passes, two to Randy Moss.

### PATRIOTS RUSHING TOTAL TIES MOST IN A SINGLE GAME SINCE 1985

As a team, the Patriots ran for 257 yards on 38 carries (6.8 avg.), tying the team's highest single-game rushing total since Dec. 22, 1985, when the Patriots posted 281 yards on 46 carries (6.1 avg.) against the Cincinnati Bengals. New England rushing total against Denver matched their Dec. 26, 1993 total of 257 yards (on 58 carries) against Indianapolis as the highest since that 1985 game. Against Denver, Sammy Morris led the way with a career-high 138 rushing yards, while rookie BenJarvus Green-Ellis added 65 yards on 13 carries, Kevin Faulk picked up 50 yards on four carries, Heath Evans had three yards on one carry and Matt Cassel has one yard on four carries, including three game-ending kneeldowns.

### CASSEL'S PASSER RATING RANKS IN FRANCHISE TOP 10

Matt Cassel posted a career-high passer rating of 136.3, completing 18-of-24 passes (75 percent) for 185 yards and three touchdowns. Cassel's 136.3 passer rating places among the Patriots' top 10 single-game passer ratings since the 1970 AFL-NFL merger, ranking 10th on that list, just ahead of Drew Bledsoe's 136.2 rating on Sept. 7, 1997 against Indianapolis. Cassel's three touchdowns against Denver also set a new career high, and his 75 percent completion rate was also a career best.

### TURNING OVER POINTS

The Patriots forced five Denver turnovers and scored 20 points off of those turnovers. The five forced turnovers were the most for the Patriots since also forcing five in a 28-21 win over Detroit on Dec. 3, 2006. New England's 20 points off turnovers were its highest total since scoring 21 points off of four Cleveland turnovers in a 34-17 win on Oct. 7, 2007.

### CAREER HIGH FOR MORRIS

Running back Sammy Morris had a career-high 138 rushing yards on 16 carries (8.6 avg.), topping his previous career best of 123 yards on 25 carries while playing for the Miami Dolphins against the Patriots on Dec. 10, 2006. Morris broke the 100-yard rushing mark early in the second quarter, totaling exactly 100 yards on his first nine rushes of the game.

### CASSEL-TO-MOSS FOR TWO

Randy Moss caught two touchdown passes from Matt Cassel – a 13-yard strike in the second quarter and a 27-yard score on a catch-and-run play in the third quarter. Moss's second score gave the Patriots a 27-0 lead with 7:32 left in the third quarter. The two-touchdown performance marked Moss's first multiple-touchdown game of the season and his ninth since joining the Patriots via trade prior to the 2007 season. The two-touchdown game against Denver marked the 30th time in his career that Moss has caught two or more scoring passes in a game. Moss now has 128 career touchdown receptions, a total that ranks fourth all-time and is two behind Cris Carter's total of 130 scoring catches.



# GAME NOTES: GAMES 7 & 8

## GAME 7: PATRIOTS 23, RAMS 16

October 26, 2008 ★ Gillette Stadium (Att: 68,756)

	1	2	3	4	Final
St. Louis Rams	3	7	3	3	— 16
New England Patriots	7	6	0	10	— 23

The Patriots improved to 5-2 on the season with a fourth-quarter comeback against St. Louis leading to a 23-16 win. The Patriots trailed 16-13 with fewer than 10 minutes to go in the game, but a 41-yard field goal by Stephen Gostkowski tied the score with 8:22 remaining and a 15-yard scoring strike from Matt Cassel to Kevin Faulk provided the game-winning touchdown with 3:13 left. Cassel set a career high with 267 yards, while Randy Moss totaled 102 yards on seven catches. The Patriots defense had seven quarterback hits, including four sacks, and Deltha O'Neal's interception with just more than one minute left helped to seal the victory for the Patriots.

### PATRIOTS TURN IN FRANCHISE'S FIRST PENALTY-FREE PERFORMANCE

The Patriots were not flagged for any accepted penalties against St. Louis, marking the first penalty-free game in the franchise's 731-game history. The Patriots have been called for just one penalty in a game on 13 occasions, most recently on Sept. 10, 2006 against Buffalo. New England's penalty-free performance was the first in the NFL this season and the first for an NFL team since Seattle was not flagged for any accepted infractions against Baltimore on Dec. 23, 2007. The Patriots' penalty-free game was the 50th such performance by an NFL team since the 1970 AFL-NFL merger.

### FAULK'S GAME-WINNING TD CATCH

Kevin Faulk hauled in the game-winning touchdown catch, a 15-yard reception from Matt Cassel with 3:13 remaining in the game, breaking a 16-16 tie and providing the winning 23-16 margin. Faulk had four catches for 48 yards and a touchdown to go along with 13 rushes for 60 yards, good for 108 total yards from scrimmage on 17 total touches (6.4 avg.). Faulk's touchdown was his third of the season and his first via reception (the other two were scored rushing).

### 100-YARD GAME FOR MOSS

Randy Moss had 102 yards on seven rushes, marking his third 100-yard receiving game of the season, his 12th 100-yard receiving game as a Patriot and the 58th 100-yard receiving game of his career. Moss's 58 100-yard receiving games rank third in NFL history, trailing only Jerry Rice (76) and Marvin Harrison (59).

### CASSEL LEADS FIRST CAREER FOURTH-QUARTER COMEBACK

Matt Cassel led his first career fourth-quarter comeback, helping to rally the Patriots to a 23-16 win after facing a 16-13 fourth-quarter deficit. After the Rams took the lead, 16-13, on a 25-yard field goal with 12:25 left, Cassel directed a 6-play, 28-yard drive that led the Patriots into field goal range as Stephen Gostkowski tied the score at 16 on a 41-yard boot. After a three-and-out by the New England defense, Cassel and the Patriots offense drove 53 yards on seven plays to take a 23-16 lead on a 15-yard scoring strike from Cassel to Kevin Faulk. A Deltha O'Neal interception ended the Rams' next drive, and by the time St. Louis got the ball back with five seconds left in the game, the New England defense only needed one stop to preserve the win.

### FIRST-TIME VISITORS

The Rams made their first visit to Gillette Stadium, and the Patriots improved to 24-4 against first-time visitors to the venue. The Patriots have won 20 of their last 21 games against teams making their first visit. The only teams the Patriots have not played at Gillette Stadium are Arizona, Atlanta and Carolina.

## GAME 8: COLTS 18, PATRIOTS 15

November 2, 2008 ★ Lucas Oil Stadium (Att: 66,508)

	1	2	3	4	Final
New England Patriots	0	6	6	3	— 15
Indianapolis Colts	7	0	8	3	— 18

The Patriots dropped a tight game on the road to the Indianapolis Colts, falling 18-15 after a game-winning 52-yard field goal by Indianapolis in the fourth quarter that broke a 15-15 tie. The Patriots came from behind to tie or take the lead twice in the game. After falling behind 7-0, the Patriots rallied to take a 12-7 lead in the third quarter. The Colts then regained the lead (15-12) with a touchdown, before New England tied the game at 15 early in the final quarter. Despite the loss, the Patriots outgained the Colts 342-301 and outrushed Indianapolis 140-47. Matt Cassel completed 73.5 percent of his passes (25-for-34) and the Patriots rushing attack, led by Kevin Faulk and BenJarvus Green-Ellis, averaged 4.4 yards per carry (140 yards on 32 rushes).

### WELKER TIES RECORD FOR MOST GAMES WITH SIX OR MORE CATCHES TO OPEN SEASON

On a 10-yard reception in the fourth quarter – his sixth catch of the game – Wes Welker tied the NFL record for most games with six or more receptions to begin a season. Welker has had six or more receptions the Patriots' first eight games and ties the record established by Jacksonville's Jimmy Smith in 2001.

### GREEN-ELLIS SCORES FOR THIRD STRAIGHT WEEK

Rookie running back BenJarvus Green-Ellis gave the Patriots a 12-7 lead on a 6-yard touchdown run in the third quarter. The scoring run was Green-Ellis's third of the season, the third of his career and his third in as many weeks, having also scored against Denver on Oct. 29 and against St. Louis on Oct. 26. Green-Ellis, who was originally signed by the Patriots in the offseason as an undrafted rookie free agent out of Mississippi, was signed to New England's active roster on Oct. 11. He has now scored a touchdown in three of his four professional games.

### QUICK HITS

- Kelley Washington tackled Colts punt returner Marvin Harrison at the Indianapolis 9-yard line in the first quarter after just a 2-yard punt return, helping the Patriots to net 62 yards on a 64-yard Chris Hanson punt.
- Kevin Faulk completed a pass to Wes Welker for a 2-yard loss in the second quarter. The completion was the second of Faulk's career, and came on his fourth career passing attempt (and his first since 2003). Faulk's only career completion prior to the Colts game came on a 23-yard completion to Tom Brady in 2001.
- The Patriots outgained the Colts in total yardage, 342-301.
- Jerod Mayo, the NFL's defensive rookie of the month for October, led the Patriots with 11 tackles (8 solo).

### FAULK BREAKS 3,000-YARD RECEIVING MARK

On an 11-yard reception in the second quarter, Kevin Faulk recorded his 3,000th receiving yard, becoming the 14th player in Patriots history to break the 3,000 receiving yard mark. Following his 11-yard catch against the Colts, Faulk had 3,003 career receiving yards – a total that ranks 14th in team history.

### PENALTY-FREE STREAK BROKEN

The Patriots were called for a false start penalty in the third quarter, breaking a streak of seven penalty-free quarters. Prior to the third-quarter false start, the last time the Patriots were penalized was in the third quarter against Denver on Oct. 20. On Oct. 26 against St. Louis, the Patriots played the first penalty-free game in franchise history.



# GAME NOTES: GAMES 9 & 10

## GAME 9: PATRIOTS 20, BILLS 10

November 9, 2008 ★ Gillette Stadium (Att: 68,756)

	1	2	3	4	Final
Buffalo Bills	0	3	0	7	— 10
New England Patriots	7	3	3	7	— 20

The Patriots improved to 6-3 with a 20-10 victory over division rival Buffalo. New England outgained Buffalo 370-168 and controlled the ball for 37:40 en route to the win. Matt Cassel completed 23-of-34 passes (67.6 percent) for 234 yards, with 10 receptions going to Wes Welker, who totaled a season-high 107 receiving yards. BenJarvus Green-Ellis had 105 rushing yards and a touchdown to pace the Patriots' running game. On defense, Ellis Hobbs and Deltha O'Neal each had interceptions, while Richard Seymour and Ty Warren each had sacks as the Patriots allowed just 168 total net yards – the fewest in nearly two years, dating back to a 120-yard game on Nov. 19, 2006.

### WELKER SETS NFL RECORD

On a 12-yard reception in the third quarter – his sixth catch of the day – Wes Welker became the first player in NFL history to have six or more receptions in each of the first nine games of a season. Welker topped the previous league record of eight games, achieved by Jacksonville's Jimmy Smith in 2001. Dating back to last season (and including the playoffs), Welker has had six or more receptions in 13 straight games. The NFL record for most consecutive games with six or more receptions is 16, achieved by Marvin Harrison of the Colts from 2002-03.

### GREEN-ELLIS TOPS 100 RUSHING YARDS

Rookie running back BenJarvus Green-Ellis topped the 100-yard rushing mark, totaling 26 rushes for 105 yards and a touchdown. The touchdown was his fourth of the season and his fourth in as many weeks. Since being signed to the Patriots active roster on Oct. 11, Green-Ellis has scored touchdowns in four of five games, becoming the first Patriots rookie to score touchdowns in as many as four of his first five career games since running back Robert Edwards scored in each of his first six career games in 1998. The 100-yard game was the first of Green-Ellis's five-game NFL career.

### PATRIOTS TIE MOST PLAYS IN A SINGLE DRIVE IN TEAM HISTORY

The Patriots tied the longest drive in team history (in terms of number of plays) when they embarked on a 19-play, 92-yard drive in the fourth quarter, chewing up 9:08 of clock time and protecting what was then a 13-3 lead. The drive ended in a 1-yard touchdown by BenJarvus Green-Ellis that made the score 20-3. The 19-play drive against Buffalo tied a 19-play drive against the New York Jets on Sept. 15, 2002 as the longest drive in team history in terms of number of plays.

### PATRIOTS BEAT BILLS FOR 10th STRAIGHT TIME

The Patriots beat the Bills for the 10th consecutive time, extending a streak that dates back to 2003. The last time the Bills beat the Patriots was on Sept. 7, 2003. New England's 10 straight wins over the Bills ties the longest current winning streak by one NFL team over another (San Diego has beaten Oakland 10 straight times and Pittsburgh has defeated Cleveland 10 straight times). The 10 straight wins over Buffalo ties the second longest streak over an opponent (they also beat San Diego 10 straight times from 1973-2001). The Patriots franchise record for most wins over a single opponent is 11, achieved against the Bills from 1983-87.

### CASSEL SCORES SECOND CAREER TOUCHDOWN

Matt Cassel gave the Patriots a 7-0 lead on a 13-yard touchdown run in the first quarter to cap off a 7-play, 71-yard drive on the Patriots' first offensive possession of the game. The touchdown was the second of Cassel's career – he also scored on a 15-yard run against Washington on Oct. 28, 2007.

## GAME 10: JETS 34, PATRIOTS 31 (OT)

November 13, 2008 ★ Gillette Stadium (Att: 68,756)

	1	2	3	4	OT	Final
New York Jets	10	14	0	7	3	— 34
New England Patriots	3	10	8	10	0	— 31

The Patriots lost an overtime game for the first time since 2000, falling to the Jets, 34-31. New England came all the way back from a 24-6 second-quarter deficit to force overtime on a 16-yard touchdown pass from Matt Cassel to Randy Moss with one second left in regulation to tie the game at 31. The Patriots' 511 total net yards in the game were the franchise's highest single-game total since gaining a franchise-record 579 total net yards on Sept. 9, 1979.

### CASSEL PASSES FOR 400 YARDS

Matt Cassel totaled 400 yards on 30-for-51 passing, recording the ninth 400-yard passing game in Patriots history and the first since Tom Brady had 410 passing yards on Sept. 22, 2002 in an overtime win over Kansas City.

### CASSEL SETS CAREER HIGHS

Matt Cassel set single-game career highs for passing yards (400), passing attempts (51), pass completions (30) and rushing yards (62). He also tied his career best with three touchdown passes. Cassel's 51 attempts were the most for a Patriots player since Tom Brady attempted 54 passes against Philadelphia on Nov. 25, 2007. His 30 completions were the most by a New England player since Brady had 32 completions against the New York Giants on Dec. 29, 2007.

### TWO-MINUTE DRILLS

Matt Cassel led clutch two-minute drills at the end of each half, as the Patriots scored key touchdowns with 15 seconds left in the first half and one second left in the second half.

- The first-half two-minute drill covered 68 yards in 10 plays over 1:29, ending in a 19-yard touchdown pass to Jabar Gaffney that cut the Jets lead to 24-13 with 15 seconds left in the first half. The Patriots got the ball, down 24-6, on their own 32-yard line with 1:44 left in the first half. Cassel completed 4-of-8 passes for 47 yards on the drive and ran twice for 21 yards (including a career-long 19-yard scamper).
- The second-half two-minute drill covered 62 yards in eight plays over 1:03, ending in a 16-yard touchdown pass to Randy Moss in the side of the end zone. The extra point following that touchdown tied the score at 31 and sent the game into overtime. Cassel completed 6-of-8 passes on the drive for 67 yards (the two incompletions were spikes to stop the clock).

### OVERTIME STREAK SNAPPED

Prior to the 34-31 defeat to the Jets, the Patriots had won an NFL-record eight straight overtime games (including playoffs). The streak dated back to 2000. The last time the Patriots lost an overtime game was on Nov. 5, 2000, when the Buffalo Bills won 16-13 at Foxboro Stadium. Before falling to the Jets, the Patriots' last overtime game was on Nov. 23, 2003 at Houston, and New England claimed a 23-20 win. The overtime game against the Jets was the third in Gillette Stadium history, with the others being a 41-38 win over Kansas City on Sept. 22, 2002 and a 27-24 win over Miami on Dec. 29, 2002.

### MOSS SCORES

Randy Moss caught a 16-yard touchdown pass from Matt Cassel with one second left in the fourth quarter. The ensuing extra point tied the game at 31 and sent the contest into overtime. The touchdown catch was Moss's team-high fifth of the season. Since joining the Patriots prior to the 2007 season, Moss has made 28 touchdown receptions – the most in the NFL over that span (Terrell Owens, 21). The touchdown was the 129th of Moss's career, a total that ranks fourth on the NFL's all-time list and is just one shy of third place (Cris Carter, 130).





# GAME NOTES: GAME 11

## GAME 11: PATRIOTS 48, DOLPHINS 28

November 23, 2008 ★ Dolphin Stadium (Att: 67,146)

	1	2	3	4	Final
New England Patriots	3	14	14	17	— 48
Miami Dolphins	7	7	7	7	— 28

The Patriots improved to 7-4 with a key road divisional victory over the Dolphins. Miami took a 21-17 lead early in the second half, but the Patriots outscored them 31-7 the rest of the way to cruise to the win. The New England offense had a historic afternoon, piling up 530 total net yards as quarterback Matt Cassel had 400 passing yards for the second straight week. Randy Moss had eight catches for 125 yards and three touchdowns, while Wes Welker added eight grabs for 120 yards.

### PATRIOTS HAVE SECOND HIGHEST NET YARDAGE OUTPUT IN TEAM HISTORY

The Patriots totaled 530 net yards of offense in their 48-28 win over Miami, recording the second highest offensive yardage output in team history and the most since gaining a team-record 597 total net yards against the New York Jets on Sept. 9, 1979.

### CASSEL BECOMES FIFTH PLAYER TO HAVE BACK-TO-BACK 400-YARD PASSING GAMES

Matt Cassel threw for a career-high 415 yards against the Dolphins, marking the fifth time in NFL history a quarterback has totaled 400 or more passing yards in back-to-back games. Cassel threw for 400 yards against the New York Jets on Nov. 13. Cassel is the first player to achieve the feat since Tennessee's Billy Volek did it in 2004 (426 yards on 12/13/04 and 492 yards on 12/19/04). In addition to Volek, the other NFL passers to have achieved the feat are San Diego's Dan Fouts in 1982 (444 yards on 12/11/82 and 435 yards on 12/20/82), Miami's Dan Marino in 1984 (470 yards on 12/2/84 and 404 yards on 12/9/84) and the New York Giants' Phil Simms in 1985 (432 yards on 10/6/85 and 513 yards on 10/13/85).

### CASSEL BECOMES SECOND PATRIOTS PLAYER TO PASS FOR 400 YARDS TWICE

Matt Cassel joined Drew Bledsoe as the only Patriots quarterbacks to pass for 400 yards or more in two or more games. Cassel has two career 400-yard passing games (against the Jets on Nov. 13 and against the Dolphins on Nov. 23). Bledsoe had four 400-yard passing games with the Patriots (two in 1994, one in 1996 and one in 1998). The other Patriots players to achieve the feat are Tom Brady (1), Tony Eason (1), Steve Grogan (1) and Tom Ramsey (1).

### CASSEL'S 415 PASSING YARDS ARE FIFTH-MOST IN TEAM HISTORY

Matt Cassel's 415 passing yards against the Dolphins are the fifth-highest single-game total in team history, trailing only four performances by Drew Bledsoe. Cassel's 415 yards trail only Bledsoe's franchise-record 426 passing yards against Minnesota on Nov. 13, 1994, in addition to Bledsoe's totals of 423 yards (11/23/98), 421 yards (9/4/94) and 419 yards (11/3/96). Cassel's 415 passing yards against the Dolphins are the most for a Patriots player in exactly 10 years, dating back to Bledsoe's 423 yard performance against the Dolphins on Nov. 23, 1998.

### MERIWEATHER HAS FOURTH INTERCEPTION OF SEASON

Brandon Meriweather intercepted a Chad Pennington pass in the fourth quarter, snaring his team-leading fourth interception of the season. Deltha O'Neal ranks second on the team with three interceptions. Meriweather's interception was also the fourth of his career since being selected by the Patriots in the first round of the 2007 NFL Draft.

### FAULK JOINS CLUB OF 2,000-YARD RUSHERS AND 3,000-YARD RECEIVERS THIS DECADE

On his second reception of the day – a 6-yard catch on the Patriots' opening drive – Kevin Faulk joined an exclusive club of players who have totaled at least 2,000 rushing yards and at least 3,000 receiving yards this decade. Following that catch, Faulk had totaled 2,717 rushing yards and 3,004 receiving yards since 2000. The only other NFL players to have at least 2,000 rushing yards and at least 3,000 receiving yards in the 2000s are Tiki Barber, Marshall Faulk, LaDainian Tomlinson, Brian Westbrook and Michael Pittman.

### KEVIN FAULK TOTALS 105 SCRIMMAGE YARDS AND A TOUCHDOWN

Kevin Faulk had a 21-yard touchdown run on the final play of the third quarter to give the Patriots a 31-21 lead. Faulk totaled 105 yards from scrimmage in the game (53 rush, 52 rec.).

### MOSS CATCHES THREE TOUCHDOWN PASSES, MOVING INTO 3RD PLACE ON ALL-TIME LIST

Randy Moss caught three touchdown passes -- a 25-yard touchdown pass from Matt Cassel in the second quarter to give the Patriots a 17-14 lead, an 8-yard scoring grab in the third quarter to give the Patriots a 24-21 lead and a 29-yard scoring pass in the fourth quarter to give the Patriots 38-28. The catches marked his 130th, 131st and 132nd career touchdown receptions, tying and then moving past Cris Carter for third place on the NFL's all-time touchdown receptions list.

### MOSS HAS FIFTH CAREER THREE-PLUS TD GAME

Randy Moss had three touchdown catches, marking the fifth time in his career he has had three or more touchdowns in a game. It marked the second time Moss has had three or more touchdown receptions as a Patriot, joining his four-touchdown catch performance at Buffalo on Nov. 18, 2007. Moss's three scoring catches tie the second highest single-game total in team history, trailing only his franchise-record four touchdown catches against Buffalo (11/18/07).

### MOSS HAS 100-YARD RECEIVING GAME

Randy Moss had 125 yards on eight catches, marking his fourth 100-yard receiving game of the season, his 13th 100-yard receiving game as a Patriot and the 59th 100-yard receiving game of his career. Moss's 59 100-yard receiving games are tied for second in NFL history with Marvin Harrison, trailing only Jerry Rice's NFL-record 76 100-yard receiving games.

### WELKER HAS THIRD STRAIGHT 100-YARD RECEIVING GAME

Wes Welker totaled 120 yards on eight receptions, setting a season-high for receiving yards and marking his third consecutive game with 100 or more receiving yards. He also caught a career-long 64-yard pass in the third quarter. Welker had totaled four 100-yard receiving games in 71 career games prior to his current streak of three straight 100-yard games. Welker now has a total of seven career 100-yard receiving games – four in 2007 and three so far in 2008. The team record for most consecutive 100-yard receiving games is four, achieved by Randy Moss in 2007 and Stanley Morgan from 1985-86.

### GOSTKOWSKI SETS CAREER HIGH FOR TOUCHBACKS

Stephen Gostkowski boomed a second-quarter kickoff out of the back of the end zone for a touchback. The touchback was his career-best 16th of the season, topping his previous career high of 15 touchbacks, set in 2007. According to STATS LLC, Gostkowski's 16 touchbacks this season are the most by a Patriots player since their single-season touchbacks records begin in 1991.



# GAME NOTES: GAME 12

## GAME 12: STEELERS 33, PATRIOTS 10

November 30, 2008 ★ Gillette Stadium (Att: 68,756)

	1	2	3	4	Final
Pittsburgh Steelers	3	7	13	10	— 33
New England Patriots	7	3	0	0	— 10

The New England Patriots fell to the Pittsburgh Steelers, 33-10 at Gillette Stadium to fall to 7-5 on the season. The teams were tied 10-10 at halftime, but the Steelers pulled away with 23 second-half points. On a 34-degree, rainy late afternoon, New England turned the ball over on five straight possessions in the second half, leading to four Pittsburgh scoring drives, two of which began inside the Patriots' 10-yard line.

Kevin Faulk led the way for the Patriots offensively, recording his second straight game with more than 100 scrimmage yards, and led the Patriots with 73 rushing yards and also paced the club with seven receptions and 48 receiving yards. The Patriots gained 122 rushing yards – the highest total gained on the ground against Pittsburgh this season. New England also gained 267 total net yards – the third highest total against the Steelers' top-ranked defense this season.

### FAULK MOVES INTO FOURTH ON PATRIOTS ALL-TIME RECEPTIONS LIST

On a 9-yard reception in the third quarter, Kevin Faulk moved past Irving Fryar into sole possession of fourth place on the Patriots' all-time receptions list. The 9-yard catch was the 364th reception of Faulk's 10-year career and moved him past Fryar's total of 363 receptions for the Patriots from 1984-1992. Faulk, who finished the game with 366 career catches, now trails only Troy Brown (557), Stanley Morgan (534) and Ben Coates (490) on the Patriots' all-time receptions list. Faulk has had at least one reception in each game this season and has caught a pass in 42 straight regular-season games in which he has appeared.

### FAULK HAS SECOND STRAIGHT 100-YARD GAME

Kevin Faulk totaled 121 yards from scrimmage, leading the team with 73 rushing yards and also pacing the club with 48 receiving yards on a team-best seven receptions. The game against Pittsburgh marked the second straight contest in which Faulk has exceeded 100 yards from scrimmage (he had 105 scrimmage yards last week at Miami). Through 12 games this season, Faulk has totaled 808 yards from scrimmage (445 rushing and 363 receiving), a total that ranks second on the team to Wes Welker's 894 scrimmage yards (26 rushing and 868 receiving). Since 2000, Faulk leads the Patriots in total scrimmage yards and is one of just six NFL players to have totaled more than 2,000 rushing yards and 3,000 receiving yards this decade. The others are Tiki Barber, Marshall Faulk, LaDainian Tomlinson, Brian Westbrook and Michael Pittman.

### FAULK GOES LONG

Kevin Faulk had a 41-yard run in the second quarter, recording the third longest rush of his 10-year career and his longest since breaking a career-long 45-yard touchdown run on Nov. 3, 2002. The rush was the longest of the year against the Steelers, topping the previous best of 22 yards by Washington's Clinton Portis on Nov. 3. Faulk's 41-yard run was his third rush of 20 yards or longer in the last three games after having just three rushes of 20 yards or more in his previous five seasons (2003-07).

### MORRIS SCORES

Sammy Morris plunged into the end zone from two yards out to give the Patriots a 7-0 lead with 2:59 elapsed in the game. The touchdown was Morris's fifth rushing score of the season and was the 22nd rushing touchdown of his career. The touchdown was Morris's first since Oct. 20.

## VRABEL INT LEADS TO EARLY TOUCHDOWN

Mike Vrabel leapt into the air and intercepted a Ben Roethlisberger pass near the line of scrimmage in the first quarter, recording his 11th career interception and his first since Dec. 3, 2006. Vrabel returned the interception five yards to the Steelers' 14-yard line and set up a 3-play, 14-yard drive that ended in a 2-yard touchdown run by Sammy Morris and a 7-0 Patriots lead 2:59 into the game. New England scored off of an opponents turnover for the fourth straight week. Vrabel was drafted by the Pittsburgh Steelers in the third round of the 1997 NFL Draft and played four seasons for Pittsburgh (1997-2000) before joining the Patriots prior to the 2001 season.

## WELKER'S STREAK OF 6+ CATCH GAMES SNAPPED

Wes Welker finished the afternoon with four receptions, snapping his streak of 15 straight games (including playoffs) in which he had six or more catches. Prior to the Steelers game, the last time Welker did not have at least six catches was on Dec. 23, 2007 against Miami, when he finished with five receptions. Welker had totaled at least six receptions in each of this season's first 11 games, setting an NFL record for most consecutive games with six or more receptions to begin a season (topping the previous record of eight, set by Jacksonville's Jimmy Smith in 2001).

## SCORING FIRST STREAK SNAPPED

The Patriots scored first against the Steelers to take a 7-0 lead, but fell to the Steelers 33-10. The result broke a streak of 23 straight regular season victories when scoring first. Prior to the Steelers game, the last time the Patriots lost a game in which they scored first was on November 12, 2006 against the New York Jets.

## QUICK HITS

- Randy Moss hauled in a 27-yard pass from Matt Cassel in the first quarter. Heading into the game, the Steelers had allowed the NFL's lowest number of plays of 20 yards or more (16), holding a solid lead over the next best team (Washington, 26).
- Ellis Hobbs and Richard Seymour combined to sack Ben Roethlisberger for a 7-yard loss on first down in the second quarter. The sack raised Seymour's 2008 sack total to 7.5, and gave him a total of 6.5 sacks in the last 7 games.

## THIS WEEK IN PATRIOTS HISTORY

### DECEMBER 8-14

**Dec. 10, 1978**—The Patriots clinch their first outright divisional championship in the club's history with a last minute 26-24 victory over Buffalo at Schaefer Stadium.

**Dec. 12, 1982** — The Patriots defeated the Miami Dolphins, 3-0, in the "Snow Plow Game" at Schaefer Stadium. Prior to John Smith's 33-yard field goal – the only points of the game – stadium worker Mark Henderson used a John Deere tractor to brush off a clean kicking surface on the turf.

**Dec. 8, 1996**—The Patriots clinch their second playoff berth in two years by defeating the N.Y. Jets 34-10 at Foxboro Stadium. The Patriots would go on to win the AFC Championship and advance to Super Bowl XXXI.

**Dec. 13, 1998** — Drew Bledsoe became the Patriots' all-time completions leader, surpassing Steve Grogan's total of 1,876.

**Dec. 12, 2004** — The Patriots clinched the 2004 AFC East title with a 35-28 win over the Cincinnati Bengals at Gillette Stadium.

**Dec. 12, 2005** — Tom Brady was named *Sports Illustrated's* Sportsman of the Year.

**Dec. 9, 2007** — The Patriots improve to 13-0 in the 2007 season with a 31-13 win over Pittsburgh, which entered the game boasting the league's top-ranked defense.



# COACH BELICHICK ON...

---

## **Coach Belichick on Sam Aiken, Nov. 9**

He is very good on coverage. He is very physical. He is a strong kid for a receiver. He is very strong, powerful and a hard guy to match up with. If you get a guy as fast as him, he is probably not going to be as strong and if you get a guy as fast as him, he is probably not going to be as strong. So, he is a tough match up in the kicking game from a coverage standpoint and a blocking standpoint. Again he is a guy that can block a fast guy and he can block a bigger guy, like a linebacker, and there are not a lot of receivers that you can say that about.

## **Coach Belichick on Matt Cassel, Oct. 27**

I think Matt is really progressing in all areas - his decision-making, his reads in coverages [and] his pocket presence. Not that we are cutting anything back but we are building offensively as any team would in the seventh week of the regular season relative to the first week of the season, relative to the 14th week of the season. You build things not just with your quarterback but with your entire offensive, or defensive, or special teams unit. You add plays, you add wrinkles, you do complimentary things and so that has been a part of it too. I think Matt's improved in a lot of areas in his game. As have a lot of other players as they have played more. His pocket presence, his decision making, reading the coverages, going to secondary receivers, reminding guys offensively about their splits or their depths - just part of the overall operation of offense is better than it was two months ago.

## **Coach Belichick on Kevin Faulk, Oct. 26**

Kevin is a good football player and you are right he has made a lot of plays since I have been here and before. He has been a very dependable and consistent player. It seems like you can always count on Kevin no matter what phase of the game it is in. Whether it is returning kicks, blocking, pass protection, catching, running, two point plays [or] being on the goal line. He is a clutch player and he is a good player. He does a lot of things well and I think he is a guy that we all have a lot of confidence in around here - coaches, players, quarterbacks, the whole football team. He comes to work everyday. He is one of the best team players we have. He is all about our football team whatever he can do to help us win he'd do - mop the floors, he'd mop them. Like Troy Brown, you just can't say enough about a guy like Kevin Faulk.

## **Coach Belichick on Stephen Gostkowski, Oct. 6**

Steve's been kicking the ball very well in all situations - kickoffs and all the field goal and extra point situations. Not only is he hitting them straight, but with good elevation, get-off time and good hang time on the kickoff. I think he's really done a good job in every opportunity he's had here in the past four games. He's been outstanding - he really has.

## **Coach Belichick on Gary Guyton, Nov. 4**

He kind of has a little bit of everything but I don't know if he is the prototype in terms of size, speed and all of that for any of [the linebacker] positions. But he seems to do well enough to play elements of all of them. He was one of the fastest players at the combine at his position. His ability to run I think is evident and that shows up in the kicking game. We saw that early in the Baltimore game when he ran a return route out of bounds down there on the goal line for a long return. He has been on the field everyday. He just keeps getting better and working hard. He has some things going for him and the biggest thing is he is taking advantage of his play opportunity.

## **Coach Belichick on Logan Mankins, Nov. 26**

I would say Logan is one of our most consistent players on and off the field. He is really pretty much the same guy every day. It is like time standing still. He has played that one spot. We have never really moved him. He has played well. I am not saying that he hasn't improved, he has improved. He has played that same spot and he has played it pretty well. He has the same personality whether he was a rookie or whether he is a veteran player, one of the more experienced players now on our team. He is pretty consistent

## **Coach Belichick on Jerod Mayo, Nov. 9**

Jerod is a good football player. He has made a lot of plays, a lot of tackles for us. He is around the ball a lot but it has been like that all year, it really has even in preseason games and in training camp. He has a nose for the ball and he is quick, fast and plays strong. He is a strong tackler. He has been doing it pretty regularly. He is a hard working kid, I know he puts a lot into it and that's the kind of kid you are happy to see have success because I think he really deserves it - as hard as he works and as much as he puts into it.

## **Coach Belichick on Brandon Meriweather, Oct. 22**

I think his awareness, his preparation, his overall decision making and recognition of what is going on and the quarterbacks and their tendencies, all of those things have improved significantly and he works hard at it. Brandon works hard at the preparation and I think that has paid off. Even though teams run the same patterns, who is running them and who is throwing them is different. So sometimes you want to play them differently. The plays he has made on the deep ball this season, he has been really productive back there.

## **Coach Belichick on James Sanders, Oct. 22**

James has come a long way as a player. He improved as a rookie but I think he dramatically improved after his second year after the Denver game [on Sept. 24, 2006] in his communication and his understanding of the passing game. I think when he came into the league he was a real good special teams player, real good physical player, real good tackler, real good in the running game. I think he has really developed in the passing game - coverages, techniques, understand coverages, how to organize the coverages in the secondary.

## **Coach Belichick on Junior Seau, Dec. 5**

He is a good player. He is a good person and he loves the game. I think that enthusiasm and passion carries over to everybody who is around him: players, coaches and people in the organization. He is a special guy and a special player. He brings a lot, he really does. It is pretty remarkable what he is doing and the fact that he played as much as he did last year and at his age, at this level it is pretty remarkable, especially at that position. I am lucky to have coached a couple guys like that: Clay Matthews and Junior. That is rare at that position. A lot of guys don't even make it until 30, let alone 40.

## **Coach Belichick on Mike Vrabel, Oct. 8**

Mike's one of our most consistent, versatile players. We ask him to do a lot of things, defensively, and also goal-line stuff on offense, things like that. Mike's very smart. He's one of the best prepared, smartest players I've ever coached. He can do a lot of things in regular defense, sub defenses. He can rush the passer, play in coverage. He has a lot of different responsibilities. He kind of thrives when we're changing things up and he's doing different things and playing in different spots and we move him around. We ask him to do that a lot because he does a good job.

**NEW ENGLAND PATRIOTS 2008 STATS PACK**  
**PATRIOTS REGULAR SEASON RECORD WHEN ...**

	1994	1995	1996	1997	1998	1999	2000	2001	2002	2003	2004	2005	2006	2007	2008	Total																	
	W	L	W	L	W	L	W	L	W	L	W	L	W	L	W	L																	
Overall Record	10	6	10	11	5	10	6	9	7	8	8	5	11	11	5	9	7	14	2	14	2	10	6	12	4	16	0	8	5	153	84		
Home	5	3	3	5	6	2	6	2	6	2	5	3	3	5	6	2	5	3	8	0	8	0	5	3	5	3	8	0	4	3	83	36	
Away	5	3	3	5	5	3	4	4	3	5	3	5	2	6	5	3	4	4	6	2	6	2	5	3	7	1	8	0	4	2	70	48	
																															0	0	
By Month																															0	0	
August	0	0	0	0	0	0	1	0	0	0	0	0	0	0	0	0	0	0	0	0	0	0	0	0	0	0	0	0	0	0	1	0	
September	2	2	1	2	2	2	3	0	2	1	3	0	0	4	1	2	3	1	2	2	2	0	2	1	2	1	3	0	2	1	30	19	
October	1	3	1	4	3	1	1	3	2	2	3	2	2	2	0	3	4	0	3	4	0	4	1	2	2	4	0	5	0	3	1	37	26
November	3	1	3	1	3	1	3	2	3	2	0	3	1	3	3	1	4	1	4	0	4	0	2	2	2	2	3	0	2	3	40	22	
December	4	0	1	3	3	1	2	1	2	2	1	3	2	2	4	0	2	2	4	0	3	1	4	0	4	1	5	0	1	0	42	16	
January	0	0	0	0	0	0	0	0	0	1	0	0	0	1	0	0	0	0	0	0	1	0	0	1	0	0	0				3	1	
																															0	0	
vs. AFC	6	6	6	6	9	3	9	3	7	5	5	7	5	7	8	4	6	6	11	1	10	2	7	5	8	4	12	0	5	5	114	64	
East	4	4	5	3	6	2	7	1	4	4	2	6	2	6	6	2	4	2	5	1	5	1	5	1	4	2	6	0	3	2	68	37	
Central	1	1	1	1	2	0	1	1	2	0	2	0	1	1	1	1															11	5	
West	1	1	0	2	1	1	1	1	1	1	1	2	0	1	1		1	3	1	0	1	0	1	3	0	1	1	0	2	1	15	16	
North																	1	0	1	0	3	1	1	0	1	0	4	0	0	1	11	2	
South																	0	1	4	0	1	0	0	1	3	1	1	0	0	1	9	4	
																															0	0	
vs. NFC	4	0	0	4	2	2	1	3	2	2	3	1	0	4	3	1	3	1	3	1	4	0	3	1	4	0	4	0	3	0	39	20	
East	0	0	0	0	2	2	0	0	0	0	3	1	0	0	0	0	0	0	3	1	0	0	0	0	0	0	4	0			12	4	
Central	4	0	0	0	0	0	1	3	0	0	0	0	0	4	0	0															5	7	
West	0	0	0	4	0	0	0	0	2	2	0	0	0	0	0	3	1	0	0	0	4	0	0	0	0	0	0	0	3	0	12	7	
North																	3	1	0	0	0	0	0	0	4	0	0	0			7	1	
South																	0	0	0	0	0	0	3	1	0	0	0	0			3	1	
																															0	0	
Playing Conditions																															0	0	
On Grass	6	5	4	7	8	3	8	4	6	4	7	5	4	9	8	5	6	7	12	1	11	2	7	6	5	4	1	0	2	1	95	63	
On Artificial Turf	4	1	2	3	3	2	2	2	3	3	1	3	1	2	3	0	3	0	2	1	3	0	3	0	7	0	15	0	6	4	58	21	
Outdoors	8	6	6	8	10	5	9	5	7	6	8	7	5	9	9	5	8	7	12	2	13	2	9	6	11	4	15	0	8	5	138	77	
Indoors	2	0	0	2	1	0	1	1	2	1	0	1	0	2	2	0	1	0	2	0	1	0	1	0	1	0	1	0			15	7	
																															0	0	
Win Opening Coin Toss	7	2	3	6	8	4	5	2	3	2	6	5	4	4	5	2	6	5	5	0	7	1	4	4	7	3	7	0	6	0	83	40	
Lose Opening Coin Toss	3	4	3	4	3	1	5	4	6	5	2	3	1	7	6	3	3	2	9	2	7	1	6	2	5	1	9	0	2	5	70	44	
Win OT Coin Toss	1	0	0	0	1	0	1	0	0	0	0	1	0	1	0	0	2	0	0	0	0	0	0	0	0	0	0	0	0	0	5	2	
Lose OT Coin Toss	0	0	0	1	0	0	0	1	0	1	0	0	1	0	2	0	0	0	2	0	0	0	0	0	0	0	0	0	0	1	5	4	
																															0	0	
Scoring First	5	3	4	5	8	3	8	1	7	0	4	3	5	4	9	4	6	3	9	1	13	2	7	2	9	1	13	0	5	1	112	33	
Opponent Scores First	5	3	2	5	3	2	2	5	2	7	4	5	0	7	2	1	3	4	4	5	1	1	0	3	4	3	3	0	3	4	41	51	
Leading at the Half	3	2	2	2	8	1	9	2	6	1	4	2	2	3	10	1	6	0	9	0	10	1	6	0	11	0	13	0	7	0	106	15	
Tied at the Half	3	0	2	0	1	1	0	0	1	0	1	2	3	2	0	2	1	1	2	0	3	0	0	1	0	0	1	0	0	1	18	10	
Trailing at the Half	4	4	2	8	2	3	1	4	2	6	3	4	0	6	1	2	2	6	3	2	1	1	4	5	1	4	2	0	1	4	29	59	
																															0	0	
Leading After 3 Qtrs	7	1	3	0	9	0	9	2	6	1	7	1	2	3	10	0	6	0	11	0	13	1	8	0	10	0	12	0	6	0	119	9	
Tied after 3 Qtrs	0	0	1	3	0	1	1	0	1	1	0	1	1	0	0	0	1	1	2	0	1	0	0	0	0	0	0	1	0	1	0	10	7
Trailing after 3 Qtrs	3	5	2	7	2	4	0	4	2	5	1	6	2	8	1	5	2	6	1	2	0	1	2	6	2	4	3	0	1	5	24	68	
																															0	0	
In Overtime	1	0	0	1	1	0	1	1	0	1	0	1	1	1	2	0	2	0	2	0	0	0	0	0	0	0	0	0	0	1	10	6	
																															0	0	
Outcomes of 7 pts or less	6	5	2	3	4	3	5	3	5	3	5	5	3	8	4	3	4	2	7	1	3	1	5	1	5	2	4	0	2	2	64	42	
Outcomes of 3 pts or less	3	1	2	2	3	0	4	1	3	2	4	3	2	3	3	0	3	0	1	1	1	1	2	1	2	1	3	0	1	2	37	18	
																															0	0	
Patriots Outgain Opposition	9	3	4	1	7	2	6	2	7	1	6	4	0	2	6	1	6	1	7	1	9	1	7	1	11	1	15	0	7	2	107	23	
Patriots Out-Rush Opposition	4	0	6	3	6	3	6	2	5	1	4	1	3	2	6	1	4	0	9	1	11	1	6	1	9	2	9	0	6	2	94	20	
Patriots Out-Pass Opposition	10	3	4	3	5	3	5	4	7	1	6	5	1	6	4	2	6	3	7	1	8	0	7	1	6	1	15	0	6				



**NEW ENGLAND PATRIOTS 2008 STATS PACK**  
**WEEK-BY-WEEK NFL/AFC RANKINGS**

Week	NFL RANKINGS						AFC RANKINGS					
	<u>Offense</u>			<u>Defense</u>			<u>Offense</u>			<u>Defense</u>		
	Total	Rush	Pass	Total	Rush	Pass	Total	Rush	Pass	Total	Rush	Pass
1	9t	10	9	9	12	15	2t	4	4	6	6	10
2	22	16	15	9	15t	10	8	6	6	6	8	9
3	26	20	19t	20	24	14	12	10	7	9	11	9
4	28	19	24	21	25	12	13	10	10	10	12	9
5	23	17	21	11	20	8	9	8	8	6	10	6
6	21	18	22	15	21	12	8	9	9	6	10	8
7	19	6	24	13	19	14	7	3	10	6	9	9
8	19	6	23	14	20	15	7	3	9	6	9	8
9	18	7	23	14	15	17	6	3	9	6	7	9
10	15	7	23	12	12	15	6	3	9	5	6	8
11	10	8	12	12	14	13	4	3	6	4	7	6
12	7	7	10	12	13	18	3	2	6	4	5	10
13	9	9	11	13	14	16	3	4	6	5	6	9
14	8	8	11	16	15	16	3	3	6	8	7	9
15												
16												
17												

Week	NFL SCORING RANKINGS					
	<u>Offense</u>			<u>Defense</u>		
	Points	Avg.	Rank	Points	Avg.	Rank
1	17	17.0	14t	10	10.0	3t
2	19	18.0	20t	10	10.0	2t
3	13	16.3	26t	38	19.3	11t
4	BYE WEEK		28	BYE WEEK		8
5	30	19.8	24t	21	19.8	12
6	10	17.8	25	30	21.8	17
7	41	21.7	19	7	19.3	9
8	23	21.9	16t	16	18.9	9
9	15	21.0	22	18	18.7	9
10	20	20.9	24	10	17.8	6t
11	31	21.9	19t	34	19.4	9
12	48	24.3	10	28	20.2	8
13	10	23.1	18	33	21.3	12
14	24	23.1	18	21	21.2	14t
15						
16						
17						
Points	301			276		

**NEW ENGLAND PATRIOTS 2008 STATS PACK**

---

**QUARTER-BY-QUARTER SCORING**

Regular Season		Patriots						Opponents						Point	Overall
Date	Opponent	1	2	3	4	OT	Final	1	2	3	4	OT	Final	Differential	Record
09/07	Kansas City Chiefs	0	7	7	3		17	0	3	0	7		10	7	1-0
09/14 at	New York Jets	3	3	10	3		19	0	3	0	7		10	9	2-0
09/21	Miami Dolphins	0	6	7	0		13	7	14	7	10		38	-25	2-1
10/05 at	San Francisco 49ers	7	10	7	6		30	14	0	0	7		21	9	3-1
10/12 at	San Diego Chargers	0	3	0	7		10	10	7	10	3		30	-20	3-2
10/20	Denver Broncos	6	14	14	7		41	0	0	0	7		7	34	4-2
10/26	St. Louis Rams	7	6	0	10		23	3	7	3	3		16	7	5-2
11/02 at	Indianapolis Colts	0	6	6	3		15	7	0	8	3		18	-3	5-3
11/09	Buffalo Bills	7	3	3	7		20	0	3	0	7		10	10	6-3
11/13	New York Jets	3	10	8	10		31	10	14	0	7	3	34	3	6-4
11/23 at	Miami Dolphins	3	14	14	17		48	7	7	7	7		28	20	7-4
11/30	Pittsburgh Steelers	7	3	0	0		10	3	7	13	10		33	-23	7-5
12/07 at	Seattle Seahawks	3	7	3	11		24	7	7	7	0		21	3	8-5
12/14 at	Oakland Raiders														
12/21	Arizona Cardinals														
12/28 at	Buffalo Bills														
Regular Season Totals		46	92	79	84	0	301	68	72	55	78	3	276	25	8-5
Points By Halves		1st	2nd	OT											
PATRIOTS		138	163	0											
OPPONENTS		140	133	3											

**NEW ENGLAND PATRIOTS 2008 STATS PACK**  
**PATRIOTS REGULAR SEASON OFFENSE GAME-BY-GAME**

	Kansas City	at New York Jets	Miami	at San Francisco	at San Diego	Denver	St. Louis	at Indianapolis	Buffalo	at New York Jets	Miami	Pittsburgh	at Seattle	at Oakland	Arizona	at Buffalo	Season Totals
<b>First Downs</b>	18	18	14	25	18	25	23	22	24	26	30	19	22				284
Rushing	8	6	5	10	10	15	8	10	11	7	10	7	4				111
Passing	9	10	7	13	8	8	15	12	11	18	18	7	16				152
Penalty	1	2	2	2	0	2	0	0	2	1	2	5	2				21
<b>Third Downs</b>	13	14	15	17	14	13	12	14	18	14	8	13	18				183
Converted	7	6	4	8	5	5	6	8	11	4	3	1	10				78
Efficiency	53.8%	43.0%	27.0%	47.0%	36.0%	38.0%	50.0%	57.0%	45.0%	29.0%	37.5%	8.0%	56.0%				42.6%
<b>Fourth Downs</b>	0	1	3	1	1	2	1	1	0	3	2	2	1				18
Converted	0	1	2	1	0	2	0	0	0	2	2	2	1				13
Efficiency	0.0%	100.0%	67.0%	100.0%	0.0%	100%	0.0%	0.0%	0.0%	67.0%	100.0%	100%	100%				72.2%
<b>Total Net Yards</b>	338	260	215	377	299	404	348	342	370	511	530	267	344				4605
Plays	59	59	59	80	68	68	65	67	77	79	70	64	72				887
Avg./Play	5.7	4.4	3.7	4.7	4.4	5.9	5.4	5.1	4.8	6.5	7.6	4.2	4.8				5.2
<b>Net Yards Rushing</b>	126	104	78	144	106	257	98	140	144	125	122	122	84				1650
Attempts	28	32	19	43	26	38	29	32	44	25	25	20	25				386
Avg./Rush	4.5	3.2	4.1	3.3	4.1	6.8	3.4	4.4	3.3	5.0	4.9	6.1	3.4				4.3
Touchdowns	1	1	0	2	1	2	1	1	2	0	3	1	1				16
<b>Net Yards Passing</b>	212	156	137	233	193	147	250	202	226	386	408	145	260				2955
Sacks	2	4	5	5	4	6	3	0	1	3	2	5	3				43
Yards Lost	16	9	19	26	10	38	17	0	8	14	7	24	8				196
Gross Yards	228	165	156	259	203	185	267	202	234	400	415	169	268				3151
Attempts	29	23	35	32	38	24	33	35	32	51	43	39	44				458
Completions	20	16	22	22	22	18	21	26	22	30	30	19	26				294
Pct.	68.9%	69.6%	62.9%	68.8%	57.9%	75.0%	63.6%	74.3%	68.8%	58.8%	69.8%	48.7%	59.1%				64.2%
Touchdowns	1	0	1	1	0	3	1	0	0	3	3	0	1				14
Interceptions	0	0	1	2	1	0	2	1	0	0	1	2	0				10
Avg. Per Pass Play	6.8	6.0	3.5	6.3	4.6	4.9	6.9	5.8	6.5	7.1	9.1	3.3	5.5				5.9
<b>Kickoffs-EZ-TB</b>	4-2-0	6-6-5	4-1-1	7-4-3	3-1-1	8-2-1	5-2-1	5-2-1	5-1-1	8-2-1	9-5-1	3-0-0	6-0-0				73-28-16
<b>Punts</b>	4	3	3	4	5	3	3	1	2	4	1	4	3				40
Average	50.5	50.0	40.3	35.5	42.4	39.0	49.7	64.0	41.5	44.0	49.0	43.3	40.3				44.0
Had Blocked	0	0	0	0	0	0	0	0	0	0	0	0	0				0
<b>FG-PATs Had Blocked</b>	0-0	0-0	0-0	0-0	0-0	0-0	0-0	0-0	0-0	0-0	0-0	0-0	0-0				0-0
<b>Penalties</b>	3	2	2	4	6	5	0	2	2	5	6	6	1				44
Yards Lost	30	10	10	56	73	65	0	20	15	29	38	45	15				406
<b>Fumbles</b>	3	0	2	1	2	0	0	1	1	2	1	3	1				17
Fumbles Lost	2	0	1	0	0	0	0	1	1	1	1	3	0				10
<b>Touchdowns</b>	2	1	1	3	1	5	2	1	2	3	6	1	2				30
Rushing	1	1	0	2	1	2	1	1	2	0	3	1	1				16
Passing	1	0	1	1	0	3	1	0	0	3	3	0	1				14
Interception Return	0	0	0	0	0	0	0	0	0	0	0	0	0				0
Fumble Return	0	0	0	0	0	0	0	0	0	0	0	0	0				0
Punt Return	0	0	0	0	0	0	0	0	0	0	0	0	0				0
Kickoff Return	0	0	0	0	0	0	0	0	0	0	0	0	0				0
Other	0	0	0	0	0	0	0	0	0	0	0	0	0				0
<b>Extra Points Made-Att</b>	2-2	1-1	1-1	3-3	1-1	5-5	2-2	0-1	2-2	3-3	6-6	1-1	2-2				28-29
Kicking Made-Att	2-2	1-1	1-1	3-3	1-1	5-5	2-2	0-0	2-2	2-2	6-6	1-1	1-1				27-27
2-pt Rushing Made-Att	-	-	-	-	-	-	-	-	-	-	-	-	-				-
2-pt Passing Made-Att	-	-	-	-	-	-	-	0-1	-	1--1	-	-	1-1				2-3
<b>Field Goals Attempted</b>	1	4	2	3	2	2	3	3	3	3	2	2	3				33
Field Goals Made	1	4	2	3	1	2	3	3	2	3	2	1	3				30
<b>Safeties</b>	0	0	0	0	0	0	0	0	0	0	0	0	0				0
<b>Points Scored</b>	17	19	13	30	10	41	23	15	20	31	48	10	24				301
<b>Time of Possession</b>	29:49	31:35	27:27	39:52	31:34	33:57	30:35	34:24	37:40	39:18	33:10	24:55	33:55				31:47
<b>Net Turnover Ratio</b>	-1	1	-2	1	0	5	-1	-2	1	0	-1	-4	1				-2

**NEW ENGLAND PATRIOTS 2008 STATS PACK**  
**OPPONENT REGULAR SEASON OFFENSE GAME-BY-GAME**

	Kansas City	at New York Jets	Miami	at San Francisco	at San Diego	Denver	St. Louis	at Indianapolis	Buffalo	at New York Jets	Miami	Pittsburgh	at Seattle	at Oakland	Arizona	at Buffalo	Season Totals
<b>First Downs</b>	14	12	23	12	19	19	16	18	10	23	23	19	18				226
Rushing	5	3	11	3	3	4	5	2	2	4	4	8	7				61
Passing	9	9	12	7	13	12	11	16	8	16	18	11	11				153
Penalty	0	0	0	2	3	3	0	0	0	3	1	0	0				12
<b>Third Downs</b>	16	12	9	9	10	13	16	10	11	16	12	16	12				162
Converted	8	6	4	1	3	6	5	6	5	9	6	8	7				74
Efficiency	50.0%	50.0%	44.0%	11.0%	30.0%	46.0%	31.0%	60.0%	45.0%	56.0%	50.0%	50.0%	58.3%				45.7%
<b>Fourth Downs</b>	1	0	0	2	0	0	1	0	0	0	1	0	0				5
Converted	0	0	0	0	0	0	1	0	0	0	0	0	0				1
Efficiency	0.0%	0.0%	0.0%	0.0%	0.0%	0.0%	100%	0.0%	0.0%	0.0%	0.0%	0.0%	0.0%				20.0%
<b>Total Net Yards</b>	284	256	461	199	404	275	361	301	168	375	392	333	339				4148
Plays	62	49	57	48	55	58	64	50	43	75	62	68	55				746
Avg./Play	4.6	5.2	8.1	4.1	7.3	4.7	5.6	6.0	3.9	5.0	6.3	4.9	6.2				5.6
<b>Net Yards Rushing</b>	102	104	216	77	98	106	90	47	60	140	66	161	134				1401
Attempts	27	21	36	18	28	26	26	21	18	39	18	34	26				338
Avg./Rush	3.8	5.0	6.0	4.3	3.5	4.1	3.5	2.2	3.3	3.6	3.7	4.7	5.2				4.1
Touchdowns	0	0	4	0	0	0	0	0	0	1	1	1	0				7
<b>Net Yards Passing</b>	182	152	245	122	306	169	271	254	108	235	326	172	205				2747
Sacks	4	2	0	1	0	3	4	0	2	3	3	1	1				24
Yards Lost	24	29	0	8	0	18	33	0	12	23	15	7	7				176
Gross Yards	206	181	245	130	306	187	304	254	120	258	341	179	212				2923
Attempts	31	26	21	29	27	29	34	29	23	33	41	33	28				384
Completions	19	18	18	14	18	19	18	21	13	26	24	17	20				245
Pct.	61.2%	69.2%	85.7%	48.3%	66.7%	65.5%	52.9%	72.4%	56.5%	78.8%	58.5%	51.5%	71.4%				63.8%
Touchdowns	1	1	1	3	3	1	1	2	1	2	3	2	3				24
Interceptions	1	1	0	3	0	2	1	0	2	0	1	1	0				12
Avg. Per Pass Play	5.2	5.4	3.5	4.1	11.3	5.3	7.1	8.8	4.3	6.5	7.7	5.1	7.1				6.7
<b>Kickoffs-EZ-TB</b>	3-0-0	3-3-1	7-1-0	4-2-0	7-2-0	2-1-0	5-1-0	4-2-0	3-1-1	6-2-0	5-2-0	8-0-0	4-2-1				57-17-2
<b>Punts</b>	6	4	4	5	3	5	6	3	5	5	4	3	5				58
Average	43.2	40.5	47.3	54.0	39.3	48.6	40.8	54.3	41.6	42.6	43.0	38.3	39.4				44.0
Had Blocked	0	0	0	0	0	0	0	0	0	0	0	0	0				0
<b>FG-PATs Had Blocked</b>	0-0	0-0	0-0	0-0	0-0	0-0	0-0	0-0	0-0	0-0	0-0	0-0	0-0				0-0
<b>Penalties</b>	2	6	5	6	3	8	9	1	3	4	8	8	5				68
Yards Lost	15	60	35	37	20	87	63	0	22	25	60	88	39				551
<b>Fumbles</b>	0	0	1	0	1	3	1	0	0	1	0	2	2				11
Fumbles Lost	0	0	0	0	1	3	0	0	0	1	0	0	1				6
<b>Touchdowns</b>	1	1	5	3	3	1	1	2	1	4	4	3	3				32
Rushing	0	0	4	0	0	0	0	0	0	1	1	1	0				7
Passing	1	1	1	3	3	1	1	2	1	2	3	2	3				24
Interception Return	0	0	0	0	0	0	0	0	0	0	0	0	0				0
Fumble Return	0	0	0	0	0	0	0	0	0	0	0	0	0				0
Punt Return	0	0	0	0	0	0	0	0	0	0	0	0	0				0
Kickoff Return	0	0	0	0	0	0	0	0	0	1	0	0	0				1
Other (Blocked Return)	0	0	0	0	0	0	0	0	0	0	0	0	0				0
<b>Extra Points Made-Att</b>	1-1	1-1	5-5	3-3	3-3	1-1	1-1	2-2	1-1	4-4	4-4	3-3	3-3				32-32
Kicking Made-Att	1-1	1-1	5-5	3-3	3-3	1-1	3-3	1-1	1-1	4-4	4-4	3-3	3-3				31-31
2-pt Rushing Made-Att	-	-	-	-	-	-	-	-	-	-	-	-	-				-
2-pt Passing Made-Att	-	-	-	-	-	-	-	1-1	-	-	-	-	-				1-1
<b>Field Goals Attempted</b>	1	2	1	0	4	0	3	1	1	2	0	5	0				20
Field Goals Made	1	1	1	0	3	0	3	1	1	2	0	4	0				17
<b>Safeties</b>	0	0	0	0	0	0	0	0	0	0	0	0	0				0
<b>Points Scored</b>	10	10	38	21	30	7	16	18	10	34	28	33	21				276
<b>Time of Possession</b>	30:11	28.:25	32:33	20:08	28:26	26:03	29:25	25:36	22:20	28:32	26:50	35:05	26:05				28:13



**NEW ENGLAND PATRIOTS 2008 STATS PACK**  
**PATRIOTS TEAM STATS GAME-BY-GAME**

OFFENSE		FIRST DOWNS				NET OFF.		RUSHING			PASSING										PENALTY		PUNTS	
DATE	OPPONENT	Total	Rush	Pass	Pn	Yds	Plays	Yds	Att	Avg	Net	S	YL	Gross	Att	Cmp	Pct	TD	Int	No	Yds	No	Avg	
09/07	Kansas City	18	8	9	1	338	59	126	28	4.5	212	2	16	228	29	20	68.9%	1	0	3	30	4	50.5	
09/14 at	New York Jets	18	6	10	2	260	59	104	32	3.2	156	4	9	165	23	16	69.6%	0	0	2	10	3	50.0	
09/21	Miami	14	5	7	2	215	59	78	19	4.1	137	5	19	156	35	22	62.9%	1	1	2	10	3	40.3	
10/05 at	San Francisco	25	10	13	2	377	80	144	43	3.3	233	5	26	259	32	22	68.8%	1	2	4	56	4	35.5	
10/12 at	San Diego	18	10	8	0	299	68	106	26	4.1	193	4	10	203	38	22	57.9%	0	1	6	73	5	42.4	
10/20	Denver	25	15	8	2	404	68	257	38	6.8	147	6	38	185	24	18	75.0%	3	0	5	65	3	39.0	
10/26	St. Louis	23	8	15	0	348	65	98	29	3.4	250	3	17	267	33	21	63.6%	1	2	0	0	3	49.7	
11/02 at	Indianapolis	22	10	12	0	342	67	140	32	4.4	202	0	0	202	35	26	74.3%	0	1	2	20	1	64.0	
11/09	Buffalo	24	11	11	2	370	77	144	44	3.3	226	1	8	234	32	22	68.8%	0	0	2	15	2	41.5	
11/13	New York Jets	26	7	18	1	511	79	125	25	5.0	386	3	14	400	51	30	58.8%	3	0	5	29	4	44.0	
11/23 at	Miami	30	10	18	2	530	70	122	25	4.9	408	2	7	415	43	30	69.8%	3	1	6	38	1	49.0	
11/30	Pittsburgh	19	7	7	5	267	64	122	20	6.1	145	5	24	169	39	19	48.7%	0	2	6	45	4	43.3	
12/07 at	Seattle	22	4	16	2	344	72	84	25	3.4	260	3	8	268	44	26	59.0%	1	0	1	15	3	40.3	
12/14 at	Oakland																							
	Arizona																							
12/28 at	Buffalo																							
Regular Season Totals		284	111	152	21	4605	887	1650	386	4.3	2955	43	196	3151	458	294	64.2%	14	10	44	406	40	44.0	

**OPPONENTS TEAM STATS GAME-BY-GAME**

DEFENSE		FIRST DOWNS				NET OFF.		RUSHING			PASSING										PENALTY		PUNTS	
DATE	OPPONENT	Total	Rush	Pass	Pn	Yds	Plays	Yds	Att	Avg	Net	S	YL	Gross	Att	Cmp	Pct	TD	Int	No	Yds	No	Avg	
09/07	Kansas City	14	5	9	0	284	62	102	27	3.8	182	4	24	206	31	19	61.2%	1	1	2	15	6	43.2	
09/14 at	New York Jets	12	3	9	0	256	49	104	21	5.0	152	2	29	181	26	18	69.2%	1	1	6	60	4	40.5	
09/21	Miami	23	11	12	0	461	57	216	36	6.0	245	0	0	245	21	18	85.7%	1	0	5	35	4	47.3	
10/05 at	San Francisco	12	3	7	2	199	48	77	18	4.3	122	1	8	130	29	14	48.3%	3	3	6	37	5	54.0	
10/12 at	San Diego	19	3	13	3	404	55	98	28	3.5	306	0	0	306	27	18	66.7%	3	0	3	20	3	39.3	
10/20	Denver	19	4	12	3	275	58	106	26	4.1	169	3	18	187	29	19	65.5%	1	2	8	87	5	48.6	
10/26	St. Louis	16	5	11	0	361	64	90	26	3.5	271	4	33	304	34	18	52.9%	1	1	9	63	6	40.8	
11/02 at	Indianapolis	18	2	16	0	301	50	47	21	2.2	254	0	0	254	29	21	72.4%	2	0	1	0	3	54.3	
11/09	Buffalo	10	2	8	0	168	43	60	18	3.3	108	2	12	120	23	13	56.5%	1	2	3	22	5	41.6	
11/13	New York Jets	23	4	16	3	375	75	140	39	3.6	235	3	23	258	33	26	78.8%	2	0	4	25	5	42.6	
11/23 at	Miami	23	4	18	1	392	62	66	18	3.7	326	3	15	341	41	24	58.5%	3	1	8	60	4	43.0	
11/30	Pittsburgh	19	8	11	0	333	68	161	34	4.7	172	1	7	179	33	17	51.5%	2	1	8	88	3	38.3	
12/07 at	Seattle	18	7	11	0	339	72	134	26	5.2	205	1	7	212	28	20	71.4%	3	0	5	39	5	39.4	
12/14 at	Oakland																							
12/21	Arizona																							
12/28 at	Buffalo																							
Regular Season Totals		226	61	153	12	4148	763	1401	338	4.1	2747	24	176	2923	384	245	63.8%	24	12	68	551	58	44.0	

**NEW ENGLAND PATRIOTS 2008 STATS PACK**  
**GAME-BY-GAME INDIVIDUAL PASSING STATS**

Date	Opponent	Tom Brady										Matt Cassel									
		Att	Cmp	Yds	Pct	TD	Lg	Int	S	Yds	Rating	Att	Cmp	Yds	Pct	TD	Lg	Int	S	Yds	Rating
09/07	Kansas City	11	7	76	.636	0	26	0	0	0	83.9	18	13	152	.722	1	51	0	2	16	116.0
09/14 at	New York Jets	Placed on Injured Reserve 9/8/08										23	16	165	.696	0	26	0	4	9	89.9
09/21	Miami											31	19	131	.613	1	21	1	4	17	68.1
10/05 at	San Francisco											32	22	259	.688	1	66t	2	5	26	77.5
10/12 at	San Diego											38	22	203	.579	0	28	1	4	10	61.6
10/20	Denver											24	18	185	.750	3	29	0	6	38	136.3
10/26	St. Louis											33	21	267	.636	1	30	2	3	17	73.7
11/02 at	Indianapolis											34	25	204	.735	0	20	1	0	0	76.1
11/09	Buffalo											32	22	234	.688	0	27	0	1	8	87.1
11/13	New York Jets											51	30	400	.588	3	43	0	3	14	103.4
11/23 at	Miami											43	30	415	.698	3	64	1	2	7	114.0
11/30	Pittsburgh											39	19	169	.487	0	27	2	5	24	39.4
12/07 at	Seattle											44	26	268	.590	1	33	0	3	8	84.3
12/14 at	Oakland																				
12/21	Arizona																				
12/28 at	Buffalo																				
Regular Season Totals		11	7	76	.636	0	26	0	0	0	83.9	442	283	3052	.640	14	66t	10	42	194	85.3
Career Totals		3653	2301	26446	.630	197	91t	86	203	1278	92.9	481	305	3305	.634	16	66t	12	46	210	84.2

Date	Opponent	Kevin O'Connell										Matt Gutierrez									
		Att	Cmp	Yds	Pct	TD	Lg	Int	S	Yds	Rating	Att	Cmp	Yds	Pct	TD	Lg	Int	S	Yds	Rating
09/07	Kansas City	3rd Quarterback										Signed Off Practice Squad 09/13/08									
09/14 at	New York Jets	-	-	-	-	-	-	-	-	-	-	3rd Quarterback									
09/21	Miami	4	3	25	.750	0	12	0	1	2	90.6	3rd Quarterback									
10/05 at	San Francisco	-	-	-	-	-	-	-	-	-	-	3rd Quarterback									
10/12 at	San Diego	-	-	-	-	-	-	-	-	-	-	3rd Quarterback									
10/20	Denver	-	-	-	-	-	-	-	-	-	-	3rd Quarterback									
10/26	St. Louis	-	-	-	-	-	-	-	-	-	-	-	-	-	-	-	-	-	-	-	-
11/02 at	Indianapolis	-	-	-	-	-	-	-	-	-	-	3rd Quarterback									
11/09	Buffalo	-	-	-	-	-	-	-	-	-	-	3rd Quarterback									
11/13	New York Jets	-	-	-	-	-	-	-	-	-	-	3rd Quarterback									
11/23 at	Miami	-	-	-	-	-	-	-	-	-	-	3rd Quarterback									
11/30	Pittsburgh	-	-	-	-	-	-	-	-	-	-	3rd Quarterback									
12/07 at	Seattle	-	-	-	-	-	-	-	-	-	-	3rd Quarterback									
12/14 at	Oakland																				
12/21	Arizona																				
12/28 at	Buffalo																				
Regular Season Totals		4	3	25	.750	0	12	0	1	2	90.6	0	0	0 ###	0 #	0		0	0	0 ###	
Career Totals		4	3	25	.750	0	12	0	1	2	90.6	1	1	15 ###	0 15	0		0	0	0 ###	

Date	Opponent	Kevin Faulk																			
		Att	Cmp	Yds	Pct	TD	Lg	Int	S	Yds	Rating										
09/07	Kansas City	-	-	-	-	-	-	-	-	-	-										
09/14 at	New York Jets	-	-	-	-	-	-	-	-	-	-										
09/21	Miami	-	-	-	-	-	-	-	-	-	-										
10/05 at	San Francisco	-	-	-	-	-	-	-	-	-	-										
10/12 at	San Diego	-	-	-	-	-	-	-	-	-	-										
10/20	Denver	-	-	-	-	-	-	-	-	-	-										
10/26	St. Louis	-	-	-	-	-	-	-	-	-	-										
11/02 at	Indianapolis	1	1	-2	1.000	0	-2	0	0	0	79.2										
11/09	Buffalo	-	-	-	-	-	-	-	-	-	-										
11/13	New York Jets	-	-	-	-	-	-	-	-	-	-										
11/23 at	Miami	-	-	-	-	-	-	-	-	-	-										
11/30	Pittsburgh	-	-	-	-	-	-	-	-	-	-										
12/07 at	Seattle	-	-	-	-	-	-	-	-	-	-										
12/14 at	Oakland																				
12/21	Arizona																				
12/28 at	Buffalo																				
Regular Season Totals		1	1	-2	1.000	0	23	0	0	0	79.2										
Career Totals		4	2	21	.500	0	23	0	0	0	65.6										

## NEW ENGLAND PATRIOTS 2008 STATS PACK

## GAME-BY-GAME INDIVIDUAL RECEIVING STATS (LISTED ALPHABETICALLY)

RECEIVING		Sam Aiken					Heath Evans					Kevin Faulk					Jabar Gaffney					BenJarvus Green-Ellis				
Date	Opponent	No	Yds	Avg	Lg	TD	No	Yds	Avg	Lg	TD	No	Yds	Avg	Lg	TD	No	Yds	Avg	Lg	TD	No	Yds	Avg	Lg	TD
09/07	Kansas City	Inactive					-	-	-	-	-	NFL Suspension					-	-	-	-	-	Practice Squad				
09/14 at	New York Jets	Inactive					-	-	-	-	-	4	50	12.5	22	0	-	-	-	-	-	Practice Squad				
09/21	Miami	1	9	9.0	9	0	-	-	-	-	-	2	6	3.0	4	0	6	51	8.5	12	1	Practice Squad				
10/05 at	San Francisco	-	-	-	-	-	-	-	-	-	-	4	29	7.3	10	0	3	35	11.7	13	0	Signed 10/11/08				
10/12 at	San Diego	-	-	-	-	-	-	-	-	-	-	3	29	9.7	17	0	1	4	4.0	4	0	1	9	9.0	9	0
10/20	Denver	1	7	7.0	7	0	-	-	-	-	-	3	6	2.0	8	0	-	-	-	-	-	-	-	-	-	-
10/26	St. Louis	-	-	-	-	-	-	-	-	-	-	4	47	11.8	18	1	1	17	17.0	17	0	-	-	-	-	-
11/02 at	Indianapolis	-	-	-	-	-	-	-	-	-	-	5	38	7.6	11	0	1	11	11.0	11	0	1	8	8.0	8	0
11/09	Buffalo	2	22	11.0	19	0	-	-	-	-	-	1	9	9.0	9	0	4	36	9.0	12	0	-	-	-	-	-
11/13	New York Jets	1	43	43.0	43	0	-	-	-	-	-	4	49	12.3	19	0	7	86	12.3	19	1	-	-	-	-	-
11/23 at	Miami	-	-	-	-	-	-	-	-	-	-	6	52	8.7	15	0	5	88	17.6	23	0	-	-	-	-	-
11/30	Pittsburgh	-	-	-	-	-	-	-	-	-	-	7	48	6.9	17	0	1	2	2.0	2	0	1	20	20.0	20	0
12/07 at	Seattle	1	6	6.0	6	0	-	-	-	-	-	5	22	4.4	11	0	4	48	12.0	28	0	-	-	-	-	-
12/14 at	Oakland																									
12/21	Arizona																									
12/28 at	Buffalo																									
Regular Season Totals		6	87	14.5	43	0	0	0	###	0	0	48	385	8.0	22	1	33	378	11.5	28	2	3	37	12.3	20	0
Career Totals		25	337	13.5	54	0	37	269	7.3	29	1	371	3203	8.6	521	12	251	2978	11.9	69	15	3	37	12.3	9	0
RECEIVING		C.J. Jones					LaMont Jordan					Laurence Maroney					Sammy Morris					Randy Moss				
Date	Opponent	No	Yds	Avg	Lg	TD	No	Yds	Avg	Lg	TD	No	Yds	Avg	Lg	TD	No	Yds	Avg	Lg	TD	No	Yds	Avg	Lg	TD
09/07	Kansas City	Inactive					-	-	-	-	-	-	-	-	-	-	5	34	6.8	11	0	6	116	19.3	51	1
09/14 at	New York Jets	Released 09/13/08					-	-	-	-	-	-	-	-	-	-	2	7	3.5	4	0	2	22	11.0	14	0
09/21	Miami						-	-	-	-	-	-	-	-	-	-	1	0	0.0	0	0	4	25	6.3	7	0
10/05 at	San Francisco						-	-	-	-	-	-	-	-	-	-	-	-	-	-	-	5	111	22.2	66	1
10/12 at	San Diego																4	49	12.3	28	0	3	26	8.7	15	0
10/20	Denver																					5	69	13.8	27	2
10/26	St. Louis																					7	102	14.6	30	0
11/02 at	Indianapolis																					6	65	10.8	20	0
11/09	Buffalo																					5	53	10.6	19	0
11/13	New York Jets																					3	26	8.7	16	1
11/23 at	Miami																2	14	7.0	9	0	8	125	15.6	29	3
11/30	Pittsburgh																1	12	12.0	12	0	4	45	11.3	27	0
12/07 at	Seattle						-	-	-	-	-						-	-	-	-	-	3	56	18.7	33	0
12/14 at	Oakland																									
12/21	Arizona																									
12/28 at	Buffalo																									
Regular Season Totals		0	0	###		0	0	0	###	#	0	0	0	###	#	0	15	116	7.7	28	0	61	841	13.8	66	8
Career Totals		0	0	###		0	158	1301	8.2	28	3	26	310	11.9	43	1	133	943	7.1	44	1	835	13034	15.6	82	132
RECEIVING		Matthew Slater					David Thomas					Kelley Washington					Benjamin Watson					Wes Welker				
Date	Opponent	No	Yds	Avg	Lg	TD	No	Yds	Avg	Lg	TD	No	Yds	Avg	Lg	TD	No	Yds	Avg	Lg	TD	No	Yds	Avg	Lg	TD
09/07	Kansas City	-	-	-	-	-	2	24	12.0	18	0	1	3	3.0	3	0	Inactive					6	51	8.5	13	0
09/14 at	New York Jets	-	-	-	-	-	1	14	14.0	14	0	-	-	-	-	-	Inactive					7	72	10.3	26	0
09/21	Miami	-	-	-	-	-	1	4	4.0	4	0						1	6	6.0	6	0	6	55	9.2	21	0
10/05 at	San Francisco	-	-	-	-	-	-	-	-	-	-						2	11	5.5	7	0	8	73	9.1	20	0
10/12 at	San Diego	-	-	-	-	-	1	13	13.0	13	0						-	-	-	-	-	9	73	8.1	15	0
10/20	Denver	-	-	-	-	-	-	-	-	-	-						3	40	13.3	29	0	6	63	10.5	27	1
10/26	St. Louis						1	9	9.0	9	0	-	-	-	-	-	1	13	13.0	13	0	7	79	11.3	20	0
11/02 at	Indianapolis						3	29	9.7	16	0	-	-	-	-	-	3	14	4.7	9	0	7	37	5.3	10	0
11/09	Buffalo	-	-	-	-	-	-	-	-	-	-	-	-	-	-	-	1	7	7.0	7	0	9	107	11.8	27	0
11/13	New York Jets	-	-	-	-	-	-	-	-	-	-	-	-	-	-	-	8	88	11.0	14	1	7	108	15.4	29	0
11/23 at	Miami	-	-	-	-	-	-	-	-	-	-	-	-	-	-	-	1	16	16.0	16	0	8	120	15.0	64	0
11/30	Pittsburgh	-	-	-	-	-	-	-	-	-	-	-	-	-	-	-	1	12	12.0	12	0	4	30	7.5	12	0
12/07 at	Seattle	-	-	-	-	-											1	2	2.0	2	1	12	134	11.2	25	0
12/14 at	Oakland																									
12/21	Arizona																									
12/28 at	Buffalo																									
Regular Season Totals		0	0	###		0	9	93	10.3	18	0	1	3	3.0	3	0	22	209	9.5	29	2	96	1002	10.4	64	1
Career Totals		0	0	###		0	21	261	12.4	36	1	73	896	12.3	51	9	138	1698	12.3	40	15	304	3298	10.8	64	10

**NEW ENGLAND PATRIOTS 2008 STATS PACK**

**GAME-BY-GAME INDIVIDUAL RUSHING STATS(LISTED ALPHABETICALLY)**

RUSHING		Matt Cassel					Heath Evans					Kevin Faulk					BenJarvus Green-Ellis					LaMont Jordan				
Date	Opponent	No	Yds	Avg	Lg	TD	No	Yds	Avg	Lg	TD	No	Yds	Avg	Lg	TD	No	Yds	Avg	Lg	TD	No	Yds	Avg	Lg	TD
09/07	Kansas City	4	13	3.3	9	0	2	3	1.5	3	0	NFL Suspension					Practice Squad					2	6	3.0	5	0
09/14 at	New York Jets	1	7	7.0	7	0	1	3	3.0	3	0	3	16	5.3	7	0	Practice Squad					11	62	5.6	11	0
09/21	Miami	2	4	2.0	2	0	-	-	-	-	-	1	6	6.0	6	0	Practice Squad					6	22	3.7	9	0
10/05 at	San Francisco	4	5	1.3	6	0	-	-	-	-	-	7	32	4.6	10	2	Signed 10/11/08					5	16	3.2	9	0
10/12 at	San Diego	7	29	4.1	9	0	1	3	3.0	3	0	8	48	6.0	13	0	-	-	-	-	-	Inactive				
10/20	Denver	4	1	0.3	4	0	1	3	3.0	3	0	4	50	12.5	16	0	13	65	5.0	15	1	Inactive				
10/26	St. Louis	7	22	3.1	11	0	-	-	-	-	-	13	60	4.6	14	0	9	16	1.8	4	1	Inactive				
11/02 at	Indianapolis	5	20	4.0	7	0	2	3	1.5	2	0	10	60	6.0	15	0	15	57	3.8	10	1	Inactive				
11/09	Buffalo	9	22	2.4	13	1	1	3	3.0	3	0	5	9	1.8	6	0	26	105	4.0	13	1	Inactive				
11/13	New York Jets	8	62	7.8	19	0	2	2	1.0	4	0	8	38	4.8	20	0	2	9	4.5	7	0	Inactive				
11/23 at	Miami	2	14	7.0	8	1	-	-	-	-	-	8	53	6.6	21	1	7	20	2.9	6	1	Inactive				
11/30	Pittsburgh	2	1	0.5	1	0	-	-	-	-	-	6	73	12.2	41	0	2	3	1.5	2	0	Inactive				
12/07 at	Seattle	7	14	2.0	9	0	-	-	-	-	-	3	16	5.3	7	0	-	-	-	-	-	4	18	4.5	8	0
12/14 at	Oakland																									
12/21	Arizona																									
12/28 at	Buffalo																									
Regular Season Totals		62	214	3.5	19	2	10	20	2.0	4	0	76	461	6.1	41	3	74	275	3.7	15	5	28	124	4.4	11	0
Career Totals		74	242	3.3	19	3	156	558	3.6	35	3	770	3124	4.1	45	14	74	275	3.7	15	5	820	3409	4.2	61	24
RUSHING		Laurence Maroney					Sammy Morris					Randy Moss					Wes Welker									
Date	Opponent	No	Yds	Avg	Lg	TD	No	Yds	Avg	Lg	TD	No	Yds	Avg	Lg	TD	No	Yds	Avg	Lg	TD					
09/07	Kansas City	10	51	5.1	17	0	10	53	5.3	22	1	-	-	-	-	-	-	-	-	-	-					
09/14 at	New York Jets	8	16	2.0	6	0	8	0	0.0	3	1	-	-	-	-	-	-	-	-	-	-					
09/21	Miami	Inactive					9	27	3.0	17	0	-	-	-	-	-	1	19	19.0	19	0					
10/05 at	San Francisco	10	26	2.6	5	0	16	63	3.9	14	0	1	2	2.0	2	0	-	-	-	-	-					
10/12 at	San Diego	Inactive					10	26	2.6	7	1	-	-	-	-	-	-	-	-	-	-					
10/20	Denver	Placed on IR 10/20/08					16	138	8.6	34	1	-	-	-	-	-	-	-	-	-	-					
10/26	St. Louis						Inactive					-	-	-	-	-	-	-	-	-	-					
11/02 at	Indianapolis						Inactive					-	-	-	-	-	-	-	-	-	-					
11/09	Buffalo						Inactive					1	-2	-2.0	-2	0	2	7	3.5	7	0					
11/13	New York Jets						5	14	2.8	6	0	-	-	-	-	-	-	-	-	-	-					
11/23 at	Miami						8	35	4.4	9	0	-	-	-	-	-	-	-	-	-	-					
11/30	Pittsburgh						10	45	4.5	14	1	-	-	-	-	-	-	-	-	-	-					
12/07 at	Seattle						11	36	3.3	9	1	-	-	-	-	-	-	-	-	-	-					
12/14 at	Oakland																									
12/21	Arizona																									
12/28 at	Buffalo																									
Regular Season Totals		28	93	3.3	17	0	103	437	4.2	34	6	2	0	0.0	2	0	3	26	8.7	19	0					
Career Totals		388	1673	4.3	59	12	562	2290	4.1	55	23	25	159	6.4	25	0	8	65	8.1	27	0					



## GAME-BY-GAME INDIVIDUAL DEFENSIVE STATS

**TACKLES TABULATED FROM COACHING GRADES DURING THE REGULAR SEASON (LISTED ALPHABETICALLY)**

		Eric Alexander													Tedy Bruschi													Roosevelt Colvin												
Date	Opponent	TT	UT	A	S	Yds	QH	Int	Yds	PD	FF	FR	SpT	TT	UT	A	S	Yds	QH	Int	Yds	PD	FF	FR	SpT	TT	UT	A	S	Yds	QH	Int	Yds	PD	FF	FR	SpT			
09/07	Kansas City	-	-	-	-	-	-	-	-	-	-	-	-	11	5	6	-	-	-	-	-	-	-	-	-	-	-	-	-	-	-	-	-	-	-	-	-			
09/14 at	New York Jets	-	-	-	-	Inactive	-	-	-	-	-	-	-	4	2	2	-	-	-	1	-	-	-	1	-	-	-	-	-	-	-	-	-	-	-	-	-			
09/21	Miami	-	-	-	-	Inactive	-	-	-	-	-	-	-	6	4	2	-	-	-	-	-	-	-	-	-	-	-	-	-	-	-	-	-	-	-	-				
10/05 at	San Francisco	-	-	-	-	Inactive	-	-	-	-	-	-	-	3	3	0	-	-	-	-	-	-	-	-	-	-	-	-	-	-	-	-	-	-	-	-				
10/12 at	San Diego	-	-	-	-	Inactive	-	-	-	-	-	-	-	2	0	2	-	-	-	-	-	-	-	-	-	-	-	-	-	-	-	-	-	-	-	-				
10/20	Denver	-	-	-	-	Inactive	-	-	-	-	-	-	-	2	0	2	-	-	-	-	-	-	-	-	-	-	-	-	-	-	-	-	-	-	-	-				
10/26	St. Louis	-	-	-	-	Inactive	-	-	-	-	-	-	-	9	7	2	-	-	-	-	-	-	-	-	-	-	-	-	-	-	-	-	-	-	-	-				
11/02 at	Indianapolis	-	-	-	-	Inactive	-	-	-	-	-	-	-	4	2	2	-	-	-	-	-	-	-	-	-	-	-	-	-	-	-	-	-	-	-	-				
11/09	Buffalo	-	-	-	-	Inactive	-	-	-	-	-	-	-	6	3	3	-	-	-	-	-	-	-	-	-	-	-	-	-	-	-	-	-	-	-	-				
11/13	New York Jets	-	-	-	-	Inactive	-	-	-	-	-	-	-	10	3	7	-	-	-	-	-	-	-	-	-	-	-	-	-	-	-	-	-	-	-	-				
11/23 at	Miami	-	-	-	-	Placed on Injured Reserve 11/22/08	-	-	-	-	-	-	-	2	2	0	-	-	-	-	-	-	-	-	-	-	-	-	-	-	-	-	-	-	-	-				
11/30	Pittsburgh	-	-	-	-	-	-	-	-	-	-	-	-	10	5	5	-	-	-	-	-	-	-	-	-	-	-	-	-	-	-	-	-	-	-	-				
12/07 at	Seattle	-	-	-	-	-	-	-	-	-	-	-	-	2	2	0	-	-	-	-	-	-	-	-	-	-	1	1	0	-	-	-	1	-	-	-				
12/14 at	Oakland	-	-	-	-	-	-	-	-	-	-	-	-	-	-	-	-	-	-	-	-	-	-	-	-	-	-	-	-	-	-	-	-	-	-					
12/21	Arizona	-	-	-	-	-	-	-	-	-	-	-	-	-	-	-	-	-	-	-	-	-	-	-	-	-	-	-	-	-	-	-	-	-	-					
12/28 at	Buffalo	-	-	-	-	-	-	-	-	-	-	-	-	-	-	-	-	-	-	-	-	-	-	-	-	-	-	-	-	-	-	-	-	-	-					
Regular Season Totals		0	0	0	0	0.0	0.0	0	0	0	0	0	0	71	38	33	0.0	0.0	1	0	0	1	0	0	0	0	1	1	0	0.0	0.0	1	0	0	0	0	0			
Career Totals		8	7	1	0.0	0.0	NA	0	0	0	0	0	26	1134	718	416	30.5	186.0	NA	12	187	62	18	6	55	415	294	121	52.5	370.0	NA	3	26	18	14	9	9			
		Shawn Crable													Jarvis Green													Gary Guyton												
Date	Opponent	TT	UT	A	S	Yds	QH	Int	Yds	PD	FF	FR	SpT	TT	UT	A	S	Yds	QH	Int	Yds	PD	FF	FR	SpT	TT	UT	A	S	Yds	QH	Int	Yds	PD	FF	FR	SpT			
09/07	Kansas City	-	-	-	-	Inactive	-	-	-	-	-	-	-	1	1	0	-	-	1.0	-	-	-	-	-	-	-	-	-	-	-	-	-	-	-	-	-				
09/14 at	New York Jets	-	-	-	-	Inactive	-	-	-	-	-	-	-	-	-	-	-	-	-	-	-	-	-	-	-	-	-	-	-	-	-	-	-	-	-	-				
09/21	Miami	-	-	-	-	Inactive	-	-	-	-	-	-	-	5	2	3	-	-	-	-	-	-	-	-	-	-	-	-	-	-	-	-	-	-	-	2				
10/05 at	San Francisco	-	-	-	-	Inactive	-	-	-	-	-	-	-	-	-	-	-	-	-	-	-	-	-	-	-	-	-	-	-	-	-	-	-	-	-	1				
10/12 at	San Diego	-	-	-	-	Inactive	-	-	-	-	-	-	-	-	-	-	-	-	-	-	-	-	-	-	-	-	-	-	-	-	-	-	-	-	-					
10/20	Denver	-	-	-	-	Inactive	-	-	-	-	-	-	-	-	-	-	-	-	-	-	-	-	-	-	-	-	-	-	-	-	-	-	-	-	-					
10/26	St. Louis	-	-	-	-	Inactive	-	-	-	-	-	-	-	-	-	-	-	-	-	-	-	-	-	-	-	-	-	-	-	-	-	-	-	-	1	1				
11/02 at	Indianapolis	-	-	-	-	Inactive	-	-	-	-	-	-	-	-	-	-	-	-	-	-	-	-	-	-	-	-	-	-	-	-	-	-	-	-	-					
11/09	Buffalo	-	-	-	-	Placed on Injured Reserve 11/05/08	-	-	-	-	-	-	-	4	3	1	-	-	-	-	-	-	-	-	-	-	-	-	-	-	-	-	-	-	-	-				
11/13	New York Jets	-	-	-	-	-	-	-	-	-	-	-	-	5	3	2	-	-	-	-	-	-	-	-	-	-	-	-	-	-	-	-	-	-	-	1				
11/23 at	Miami	-	-	-	-	-	-	-	-	-	-	-	-	2	1	1	-	-	-	-	-	-	-	-	-	-	-	-	-	-	-	-	-	-	1					
11/30	Pittsburgh	-	-	-	-	-	-	-	-	-	-	-	-	5	1	0	-	-	-	-	-	-	-	-	-	-	-	-	-	-	-	-	-	-	-	1				
12/07 at	Seattle	-	-	-	-	-	-	-	-	-	-	-	-	1	1	0	-	-	-	-	-	-	-	-	-	-	-	-	-	-	-	-	-	-	-					
12/14 at	Oakland	-	-	-	-	-	-	-	-	-	-	-	-	5	1	4	-	-	-	-	-	-	-	-	-	-	-	-	-	-	-	-	-	-	-					
12/21	Arizona	-	-	-	-	-	-	-	-	-	-	-	-	-	-	-	-	-	-	-	-	-	-	-	-	-	-	-	-	-	-	-	-	-	-					
12/28 at	Buffalo	-	-	-	-	-	-	-	-	-	-	-	-	-	-	-	-	-	-	-	-	-	-	-	-	-	-	-	-	-	-	-	-	-	-					
Regular Season Totals		0	0	0	0.0	0.0	0	0	0	0	0	0	0	24	12	12	0.0	0.0	1	0	0	0	0	0	0	0	25	19	6	0.0	0.0	0	0	0	3	0	2			
Career Totals		0	0	0	0.0	0.0	0	0	0	0	0	0	0	260	159	101	25.0	162.0	12.0	0	0	0	4	8	5	1	25	19	6	0.0	0.0	NA	0	0	3	0	2			
		Rodney Harrison													Ellis Hobbs													Larry Izzo												
Date	Opponent	TT	UT	A	S	Yds	QH	Int	Yds	PD	FF	FR	SpT	TT	UT	A	S	Yds	QH	Int	Yds	PD	FF	FR	SpT	TT	UT	A	S	Yds	QH	Int	Yds	PD	FF	FR	SpT			
09/07	Kansas City	14	7	7	-	-	-	2	-	-	-	-	-	3	3	0	1.0	6.0	-	1	3	1	-	-	2	-	-	-	-	-	-	-	-	-	-	-				
09/14 at	New York Jets	8	6	2	-	-	-	-	-	-	-	-	-	2	2	0	-	-	-	-	-	2	-	-	-	-	-	-	-	-	-	-	-	-	-	-				
09/21	Miami	12	6	6	-	-	-	-	-	-	-	1	-	4	3	1	-	-	-	-	-	-	-	-	-	-	-	-	-	-	-	-	-	-	-					
10/05 at	San Francisco	2	2	0	-	-	-	-	1	0	2	-	-	3	3	0	-	-	-	-	-	-	-	-	-	-	-	-	-	-	-	-	-	-	-					
10/12 at	San Diego	4	4	0	-	-	-	-	-	-	-	-	-	4	4	0	-	-	-	-	-	1	-	-	-	-	-	-	-	-	-	-	-	-	-					
10/20	Denver	5	2	3	-	-	-	-	-	-	-	-	-	1	1	0	-	-	-	-	2	-	-	-	-	-	-	-	-	-	-	-	-	-	-					
10/26	St. Louis	-	-	-	-	Placed on Injured Reserve 10/22/08	-	-	-	-	-	-	-	4	4	-	-	-	-	-	-	1	-	-	-	-	-	-	-	-	-	-	-	-	-	-				
11/02 at	Indianapolis	1	1	0	-	-	-	-	-	-	-	-	-	1	1	0	-	-	-	-	-	-	-	-	-	-	-	-	-	-	-	-	-	-	2					
11/09	Buffalo	3	3	0	-	-	-	-	-	-	-	-	-	3	3	0	-	-	-	1	4	1	-	-	-	-	-	-	-	-	-	-	-	-	-					
11/13	New York Jets	3	2	1	-	-	-	-	-	-	-	-	-	3	2	1	-	-	-	-	-	-	-	-	-	-	-	-	-	-	-	-	-	-	-					
11/23 at	Miami	5	5	0	-	-	-	-	-	-	-	-	-	5	5	0	-	-	-	-	1	-	-	-	-	-	-	-	-	-	-	-	-	-	2					
11/30	Pittsburgh	7	3	4	0.5	3.5	-	-	-	-	-	-	-	7	3	4	0.5	3.5	-	1	-	-	-	-	-	-	-	-	-	-	-	-	-	-	-					
12/07 at	Seattle	1	1	0	-	-	-	-	-	-	-	-	-	1	1	0	-	-	-	-	-	-	-	-	-	-	-	-	-	-	-	-	-	-	1					
12/14 at	Oakland	-	-	-	-	-	-	-	-	-	-	-	-	-	-	-	-	-	-	-	-	-	-	-	-	-	-	-	-	-	-	-	-	-	-					
12/21	Arizona	-	-	-	-	-	-	-	-	-	-	-	-	-	-	-	-	-	-	-	-	-	-	-	-	-	-	-	-	-	-	-	-	-	-					
12/28 at	Buffalo	-	-	-	-	-	-	-	-	-	-	-	-	-	-	-	-	-	-	-	-	-	-	-	-	-	-	-	-	-	-	-	-	-	-					
Regular Season Totals		45	27	18	0.0	0.0	2	1	0	2	1	0	0	41	35	6	1.5	9.5	0	2	7	10	0	0	2	0	0	0	0	0.0	0.0	0	0	0	3	0	9			
Career Totals		1211	923	288	30.5	236.5	NA	34	361	115	15	7	57	192	160	32	2.5	18.5	NA	8	94	40	1	4	10	18	17	1	0.0	0.0	NA	1	0	3	1	2				
		Jerod Mayo													Brandon Meriweather													Deltha O'Neal												
Date	Opponent	TT	UT	A	S	Yds	QH	Int	Yds	PD	FF	FR	SpT	TT	UT	A	S	Yds	QH	Int	Yds	PD	FF	FR	SpT	TT	UT	A	S	Yds	QH	Int	Yds	PD	FF	FR	SpT			
09/07	Kansas City	7	6	1	-	-	-	-	-	-	-	-	-	5	3	2	-	-	-	-	-	1</																		

## GAME-BY-GAME INDIVIDUAL DEFENSIVE STATS

Senior										Junior Seau									
Int	Yds	PD	FF	FR	SnT	TT	IIT	A	S	Yds	OH	Int	Yds	PD	FF	FR	SnT	TT	

Special Teams		Aiken			Evans			Gostkowski			Hanson			Slater			Washington		
Date	Opponent	TT	UT	A	TT	UT	A	TT	UT	A	TT	UT	A	TT	UT	A	TT	UT	A
09/07	Kansas City	-	-	-	-	-	-	-	-	-	-	-	-	2	0	2	2	2	0
09/14	at New York Jets	-	-	-	-	-	-	-	-	-	-	-	-	-	-	-	-	-	-
09/21	Miami	2	0	2	1	0	1	-	-	-	-	-	-	-	-	-	-	-	-
10/05	at San Francisco	-	-	-	-	-	-	-	1	0	1	-	-	-	-	-	-	-	-
10/12	at San Diego	-	-	-	-	-	-	-	1	1	0	-	-	-	-	-	-	-	-
10/20	Denver	1	0	1	-	-	-	-	-	-	-	-	1	0	1	-	-	-	-
10/26	St. Louis	-	-	-	-	-	-	-	-	-	-	-	-	-	1	-	2	1	0
11/02	at Indianapolis	-	-	-	-	-	-	-	-	-	-	-	-	-	-	-	1	1	0
11/09	Buffalo	2	1	1	-	-	-	-	-	-	-	-	1	1	0	-	-	-	-
11/13	New York Jets	1	0	1	-	-	-	-	-	-	-	-	1	1	0	-	-	-	-
11/23	at Miami	2	0	2	-	-	-	1	0	1	-	-	1	1	-	-	-	-	-
11/30	Pittsburgh	-	-	-	-	-	-	1	0	1	-	-	-	-	-	-	-	-	-
12/07	at Seattle	-	-	-	-	-	-	-	-	-	-	-	-	-	-	-	-	-	-
12/14	at Oakland	-	-	-	-	-	-	-	-	-	-	-	3	2	1	-	-	-	Inactive
12/21	Arizona	-	-	-	-	-	-	-	-	-	-	-	-	-	-	-	-	-	-
12/28	at Buffalo	-	-	-	-	-	-	-	-	-	-	-	-	-	-	-	-	-	-
Regular Season Totals		8	1	7	1	0	1	2	0	2	2	1	1	9	4	5	5	4	1

## NEW ENGLAND PATRIOTS 2008 STATS PACK

## GAME-BY-GAME INDIVIDUAL SPECIAL TEAMS STATS

KICKING		Stephen Gostkowski							
Date	Opponent	2008 Kicking Totals							
		XP	XPA	%	FG	FGA	Blk	%	PTS
09/07	Kansas City	2	2	100%	1	1	0	100%	5
09/14 at	New York Jets	1	1	100%	4	4	0	100%	13
09/21	Miami	1	1	100%	2	2	0	100%	7
10/05 at	San Francisco	3	3	100%	3	3	0	100%	12
10/12 at	San Diego	1	1	100%	1	2	0	50%	4
10/20	Denver	5	5	100%	2	2	0	100%	11
10/26	St. Louis	2	2	100%	3	3	0	100%	11
11/02 at	Indianapolis	0	0	0%	3	3	0	100%	9
11/09	Buffalo	2	2	100%	2	3	0	67%	8
11/13	New York Jets	2	2	100%	3	3	0	100%	11
11/23 at	Miami	6	6	100%	2	2	0	100%	12
11/30	Pittsburgh	1	1	100%	1	2	0	50%	4
12/07 at	Seattle	1	1	100%	3	3	0	100%	10
12/14 at	Oakland								
12/21	Arizona								
12/28 at	Buffalo								
Regular Season Totals		27	27	100%	30	33	0	90.9%	117
Career Totals		144	145	99%	71	83	1	85.5%	357

PUNTING		Chris Hanson							
Date	Opponent	2008 Punting Totals							
		No.	Yds	Avg	Net	TB	In 20	Lg	B
09/07	Kansas City	4	202	50.5	38.8	2	1	70	0
09/14 at	New York Jets	3	150	50.0	36.7	2	0	59	0
09/21	Miami	3	121	40.3	37.0	0	1	48	0
10/05 at	San Francisco	4	142	35.5	27.3	1	1	50	0
10/12 at	San Diego	5	212	42.4	32.4	0	2	53	0
10/20	Denver	3	117	39.0	36.3	0	3	55	0
10/26	St. Louis	3	149	49.7	29.7	3	0	57	0
11/02 at	Indianapolis	1	64	64.0	62.0	0	1	64	0
11/09	Buffalo	2	83	41.5	41.5	0	2	46	0
11/13	New York Jets	4	176	44.0	44.0	0	2	51	0
11/23 at	Miami	1	49	49.0	49.0	0	0	49	0
11/30	Pittsburgh	4	173	43.3	31.0	1	2	55	0
12/07 at	Seattle	3	121	40.3	40.3	0	1	53	0
12/14 at	Oakland								
12/21	Arizona								
12/28 at	Buffalo								
Regular Season Totals		40	1759	44.0	36.5	9	16	70	0
Career Totals		512	21927	42.8	36.2	65	165	74	4

PUNT RETURNS		Kevin Faulk						Deltha O'Neal						Wes Welker					
Date	Opponent	Punt Returns						Punt Returns						Punt Returns					
		No	FC	Yds	Avg	LG	TD	No	FC	Yds	Avg	LG	TD	No	FC	Yds	Avg	LG	TD
09/07	Kansas City			NFL Suspension				2	1	2	1.0	2	0						
09/14 at	New York Jets	3	0	53	17.7	24	0	-	-	-	-	-	-	-	-	-	-	-	-
09/21	Miami	2	2	34	17.0	19	0	-	-	-	-	-	-	-	-	-	-	-	-
10/05 at	San Francisco	2	1	19	9.5	13	0	-	-	-	-	-	-	-	-	-	-	-	-
10/12 at	San Diego	0	1	0	0.0	0	0	-	-	-	-	-	-	-	-	-	-	-	-
10/20	Denver	0	1	0	0.0	0	0	-	-	-	-	-	-	3	0	63	21.0	44	0
10/26	St. Louis	-	-	-	-	-	-	-	-	-	-	-	-	3	1	30	10.0	13	0
11/02 at	Indianapolis	-	-	-	-	-	-	-	-	-	-	-	-	2	0	24	12.0	15	0
11/09	Buffalo	0	3	0	0.0	0	0	-	-	-	-	-	-	1	0	10	10.0	10	0
11/13	New York Jets	0	1	0	0.0	0	0	-	-	-	-	-	-	3	1	14	4.7	10	0
11/23 at	Miami	-	-	-	-	-	-	-	-	-	-	-	-	2	1	20	10.0	12	0
11/30	Pittsburgh	-	-	-	-	-	-	-	-	-	-	-	-	2	1	0	0.0	1	0
12/07 at	Seattle	-	-	-	-	-	-	-	-	-	-	-	-	3	1	20	6.7	10	0
12/14 at	Oakland																		
12/21	Arizona																		
12/28 at	Buffalo																		
Regular Season Totals		7	9	106	15.1	24	0	2	1	2	1.0	2	0	19	5	181	9.5	44	0
Career Totals		91	51	875	9.6	43	0	138	46	1370	9.9	861	2	171	76	1662	9.7	71	0

KICKOFF RETURNS		Kevin Faulk					Ellis Hobbs					Stephen Neal					Matthew Slater					Wes Welker				
Date	Opponent	Kickoff Returns					Kickoff Returns					Kickoff Returns					Kickoff Returns					Kickoff Returns				
		No	Yds	Avg	LG	TD	No	Yds	Avg	LG	TD	No	Yds	Avg	LG	TD	No	Yds	Avg	LG	TD	No	Yds	Avg	LG	TD
09/07	Kansas City						2	70	35.0	51	0	-	-	-	-	-	1	0	0.0	0	0	-	-	-	-	-
09/14 at	New York Jets	-	-	-	-	-	2	53	26.5	32	0	-	-	-	-	-	-	-	-	-	-	-	-	-	-	-
09/21	Miami	1	11	11.0	11	0	6	237	39.5	81	0	-	-	-	-	-	-	-	-	-	-	-	-	-	-	-
10/05 at	San Francisco	-	-	-	-	-	3	84	28.0	35	0	-	-	-	-	-	1	18	18.0	18	0	-	-	-	-	-
10/12 at	San Diego	-	-	-	-	-	4	79	19.8	21	0	-	-	-	-	-	3	71	23.7	31	0	-	-	-	-	-
10/20	Denver	-	-	-	-	-	1	18	18.0	18	0	-	-	-	-	-	1	28	28.0	28	0	-	-	-	-	-
10/26	St. Louis	-	-	-	-	-	3	95	31.7	49	0	-	-	-	-	-	Inactive					1	26	26.0	26	0
11/02 at	Indianapolis	-	-	-	-	-	4	96	24.0	34	0	-	-	-	-	-	Inactive					-	-	-	-	-
11/09	Buffalo	-	-	-	-	-	1	13	13.0	13	0	-	-	-	-	-	-	-	-	-	-	-	-	-	-	-
11/13	New York Jets	-	-	-	-	-	5	135	27.0	31	0	-	-	-	-	-	1	0	0.0	0	0	-	-	-	-	-
11/23 at	Miami	-	-	-	-	-	3	72	24.0	30	0	-	-	-	-	-	2	24	12.0	13	0	-	-	-	-	-
11/30	Pittsburgh	1	25	25.0	25	0	4	91	22.8	40	0	1	27	27.0	27	0	2	14	7.0	14	0	-	-	-	-	-
12/07 at	Seattle	-	-	-	-	-	3	97	32.3	55	0	-	-	-	-	-	-	-	-	-	-	-	-	-	-	-
12/14 at	Oakland																									
12/21	Arizona																									
12/28 at	Buffalo																									
Regular Season Totals		2	36	18.0	25	0	41	1140	27.8	81	0	1	27	27.0	27	0	11	155	14.1	31	0	1	26	26.0	26	0
Career Totals		175	3954	22.6	95	2	101	2772	27.4	1081	2	1	27	27.0	27	0	11	155	14.1	31	0	178	4060	22.8	95	1

**NEW ENGLAND PATRIOTS 2008 STATS PACK**

**GAME-BY-GAME OPPONENT STATS**

		Opponent Passing Leaders													
Date	Opponent	Leader	Att	Cmp	Yds	Pct	TD	Lg	Int	S	Yds	Rating			
09/07	Kansas City	Damon Huard	12	8	118	.666	1	68	1	3	14	91.7			
09/14 at	New York Jets	Brett Favre	26	18	181	.692	1	54	1	2	29	85.6			
09/21	Miami	Chad Pennington	20	17	226	.850	0	33	0	0	0	113.8			
10/05 at	San Francisco	J.T. O'Sullivan	29	14	130	.483	3	38	3	1	8	55.9			
10/12 at	San Diego	Philip Rivers	27	18	306	.667	3	59	0	0	0	141.9			
10/20	Denver	Jay Cutler	26	17	168	.654	1	20	2	2	13	64.3			
10/26	St. Louis	Marc Bulger	34	18	304	.529	1	69t	1	4	33	80.6			
11/02 at	Indianapolis	Peyton Manning	29	21	254	.724	2	26	0	0	0	121.9			
11/09	Buffalo	Trent Edwards	23	13	120	.565	1	15	2	2	12	49.2			
11/13	New York Jets	Brett Favre	33	26	258	.788	2	20	0	3	23	119.4			
11/23 at	Miami	Chad Pennington	41	24	341	.585	3	46	1	2	11	99.7			
11/30	Pittsburgh	Ben Roethlisberger	33	17	179	.515	2	21	1	1	7	75.2			
12/07 at	Seattle	Seneca Wallace	28	20	212	.714	3	63	0	1	7	128.9			
12/14 at	Oakland														
12/21	Arizona														
12/28 at	Buffalo														
		Opponent Receiving Leaders													
Date	Opponent	By Receptions	No	Yds	Avg	Lg	TD	By Rec. Yards	No	Yds	Avg	Lg	TD		
09/07	Kansas City	Tony Gonzalez	6	55	9.2	20	0	Devard Darling	1	68	68.0	68	0		
09/14 at	New York Jets	Chansi Stuckey	4	43	10.8	28	0	Laveranues Coles	3	72	24.0	54	0		
		Leon Washington	4	22	5.5	13	0								
09/21	Miami	Ted Ginn Jr.	5	49	9.8	18	0	Anthony Fasano	3	66	22.0	24	1		
10/05 at	San Francisco	Frank Gore	4	24	6.0	16t	1	Isaac Bruce	3	49	16.3	38	2		
10/12 at	San Diego	Vincent Jackson	5	134	26.8	59	1	Vincent Jackson	5	134	26.8	59	1		
10/20	Denver	Eddie Royal	9	71	7.9	13	0	Brandon Marshall	6	77	12.8	20	0		
10/26	St. Louis	Donnie Avery	6	163	27.2	69	1	Donnie Avery	6	163	27.2	69	1		
11/02 at	Indianapolis	Reggie Wayne	5	65	13.0	17	0	Reggie Wayne	5	65	13.0	17	0		
11/09	Buffalo	Roscoe Parrish	4	31	7.8	14	0	Roscoe Parrish	4	31	7.8	14	0		
11/13	New York Jets	Dustin Keller	8	87	10.9	20	0	Dustin Keller	8	87	10.9	20	0		
								Jerricho Cotchery	5	87	17.4	46	1		
11/23 at	Miami	Greg Camarillo	6	75	12.5	20	1	Ted Ginn Jr.	5	88	17.6	46	0		
11/30	Pittsburgh	Hines Ward	5	37	7.4	11	1	Heath Miller	4	60	15.0	21	1		
12/07 at	Seattle	John Carlson	8	69	8.6	25	1	Deion Branch	4	88	22.0	63	2		
12/14 at	Oakland														
12/21	Arizona														
12/28 at	Buffalo														
		Rushing													
Date	Opponent	By Yards	No	Yds	Avg	Lg	TD								
09/07	Kansas City	Larry Johnson	22	74	3.4	22	0								
09/14 at	New York Jets	Thomas Jones	17	70	4.1	16	0								
09/21	Miami	Ronnie Brown	17	113	6.6	62t	4								
10/05 at	San Francisco	Frank Gore	12	54	4.5	16	0								
10/12 at	San Diego	LaDainian Tomlinson	20	74	3.7	27	0								
10/20	Denver	Michael Pittman	20	88	4.4	13	0								
10/26	St. Louis	Antonio Pittman	19	83	4.4	18	0								
11/02 at	Indianapolis	Joseph Addai	17	32	1.9	5	0								
11/09	Buffalo	Marshawn Lynch	14	46	3.3	8	0								
11/13	New York Jets	Thomas Jones	30	104	3.5	13	1								
11/23 at	Miami	Ronnie Brown	10	37	3.7	9	0								
11/30	Pittsburgh	Willie Parker	16	87	5.4	31	0								
12/07 at	Seattle	Seneca Wallace	3	47	15.7	23	0								
12/14 at	Oakland														
12/21	Arizona														
12/28 at	Buffalo														



**NEW ENGLAND PATRIOTS 2008 STATS PACK**  
**GAME-BY-GAME STARTERS**

2008 OFFENSIVE STARTERS BY GAME												
Date	Opponent	WR	LT	LG	C	RG	RT	TE	WR	QB	RB	FB
09/07	Kansas City	Welker	Light	Mankins	Koppen	Yates	Kaczur	D. Thomas	Moss	Brady	Maroney	Gaffney (WR)
09/14 at	New York Jets	Welker	Light	Mankins	Koppen	Yates	Kaczur	D. Thomas	Moss	Cassel	Maroney	Evans
09/21	Miami	Welker	Light	Mankins	Koppen	Yates	Kaczur	D. Thomas	Moss	Cassel	Morris	Gaffney (WR)
10/05 at	San Francisco	Welker	Light	Mankins	Koppen	Yates	Kaczur	Watson	Moss	Cassel	Maroney	Gaffney (WR)
10/12 at	San Diego	Welker	Light	Mankins	Koppen	Yates	Kaczur	D. Thomas	Moss	Cassel	Morris	Evans
10/20	Denver	Welker	Light	Mankins	Koppen	Yates	LeVoi	D. Thomas	Moss	Cassel	Morris	Evans
10/26	St. Louis	Welker	Light	Mankins	Koppen	Yates	LeVoi	Watson	Moss	Cassel	Green-Ellis	D. Thomas (TE)
11/02 at	Indianapolis	Welker	Light	Mankins	Koppen	Neal	Kaczur	Watson	Moss	Cassel	Green-Ellis	Gaffney (WR)
11/09	Buffalo	Welker	Light	Mankins	Koppen	Neal	Kaczur	Gaffney (WR)	Moss	Cassel	Faulk	Aiken (WR)
11/13	New York Jets	Welker	Light	Mankins	Koppen	Neal	Kaczur	Watson	Moss	Cassel	Green-Ellis	D. Thomas (TE)
11/23 at	Miami	Welker	Light	Mankins	Koppen	Neal	Kaczur	Aiken (WR)	Moss	Cassel	Faulk	Gaffney (WR)
11/30	Pittsburgh	Welker	Light	Mankins	Koppen	Neal	Kaczur	Watson	Moss	Cassel	Faulk	D. Thomas (TE)
12/07 at	Seattle	Welker	Light	Mankins	Koppen	Neal	Kaczur	Watson	Moss	Cassel	Morris	Evans
12/14 at	Oakland											
12/21	Arizona											
12/28 at	Buffalo											
2008 DEFENSIVE STARTERS BY GAME												
Date	Opponent	LE	NT	RE	LOLB	LILB	RILB	ROLB	LCB	RCB	SS	FS
09/07	Kansas City	Warren	Wilfork	Seymour	Vrabel	Mayo	Bruschi	A. Thomas	L. Sanders	Hobbs	Harrison	J. Sanders
09/14 at	New York Jets	Warren	Wilfork	Seymour	Vrabel	Mayo	Bruschi	A. Thomas	O'Neal	Hobbs	Harrison	J. Sanders
09/21	Miami	Warren	Wilfork	Seymour	Vrabel	Mayo	Bruschi	A. Thomas	O'Neal	Hobbs	Harrison	J. Sanders
10/05 at	San Francisco	Warren	Wilfork	Seymour	Vrabel	Mayo	Bruschi	A. Thomas	O'Neal	Hobbs	Harrison	J. Sanders
Date	Opponent	LE	LDT	RDT	RE	LB	LB	NICKEL	LCB	RCB	SS	FS
10/12 at	San Diego	Warren	Wilfork	Seymour	Green	Mayo	A. Thomas	Meriweather	O'Neal	Hobbs	Harrison	J. Sanders
Date	Opponent	LE	NT	RE	LB	LB	OLB	NICKEL	LCB	RCB	SS	FS
10/20	Denver	Warren	Wilfork	Seymour	Mayo	Bruschi	A. Thomas	L. Sanders	O'Neal	Hobbs	Harrison	J. Sanders
Date	Opponent	LE	NT	RE	LOLB	LILB	RILB	ROLB	LCB	RCB	SS	FS
10/26	St. Louis	Warren	Wilfork	Seymour	Vrabel	Bruschi	Mayo	A. Thomas	O'Neal	Hobbs	Meriweather	J. Sanders
11/02 at	Indianapolis	Warren	Wilfork	Seymour	Vrabel	Mayo	Bruschi	A. Thomas	Wheatley	Hobbs	Meriweather	J. Sanders
11/09 at	Buffalo	Warren	Wilfork	Seymour	Vrabel	Mayo	Bruschi	A. Thomas	O'Neal	Hobbs	Meriweather	J. Sanders
11/13 at	New York Jets	Wright	Wilfork	Seymour	Vrabel	Mayo	Bruschi	Woods	O'Neal	Hobbs	Meriweather	J. Sanders
11/23 at	Miami	Warren	Wilfork	Seymour	Vrabel	Mayo	Bruschi	Woods	O'Neal	Hobbs	Meriweather	J. Sanders
11/30	Pittsburgh	Wright	Wilfork	Seymour	Vrabel	Mayo	Bruschi	Woods	O'Neal	Hobbs	Meriweather	J. Sanders
12/07 at	Seattle	Green	Wilfork	Seymour	Vrabel	Mayo	Bruschi	Guyton	Wilhite	Hobbs	Meriweather	J. Sanders
12/14 at	Oakland											
12/21	Arizona											
12/28 at	Buffalo											

**NEW ENGLAND PATRIOTS 2008 STATS PACK**

**PATRIOTS PARTICIPATION**

	Regular Season																						
Player	GP	GS	DNP	INA	KC	at NYJ	MIA	at SF	at SD	DEN	SL	at IND	BUF	NYJ	at MIA	PIT	at SEA	at OAK	ARZ	at BUF			
Aiken, Sam	11	2	0	2	X	X	sub	sub	sub	sub	sub	sub	WR	sub	WR	sub	sub						
Alexander, Eric	1	0	0	9	sub	X	X	X	X	X	X	X	X	X	Placed on IR 11/22/08								
Brady, Tom	1	1	0	0	QB	Placed on Injured Reserve 9/8/08																	
Britt, Wesley	2	0	0	1	X	X	X	X	X	sub	sub	X	X	X	X	X	X						
Bruschi, Teddy	13	12	0	0	ILB	ILB	ILB	ILB	sub	LB	LB	ILB	ILB	ILB	ILB	ILB	ILB						
Cassel, Matt	13	12	0	0	sub	QB	QB	QB	QB	QB	QB	QB	QB	QB	QB	QB	QB						
Colvin, Rosevelt	1	0	0	0	Signed 12/03/08												sub						
Connolly, Dan	0	0	0	5	X	X	X	X	X	Released 10/20/08													
Crable, Shawn	0	0	0	8	X	X	X	X	X	X	X	X	Placed on Injured Reserve 11/05/08										
DeVree, Tyson	1	0	0	2	Signed 11/17/08										X	X	sub						
Eckel, Kyle	0	0	0	1	9/15	X	Released 9/22/08																
Evans, Heath	13	4	0	0	sub	FB	sub	sub	FB	FB	sub	sub	sub	sub	sub	sub	FB						
Faulk, Kevin	12	3	0	0	NS	sub	sub	sub	sub	sub	sub	sub	RB	sub	RB	RB	sub						
Gaffney, Jabar	13	6	0	0	WR	sub	WR	WR	sub	sub	sub	WR	WR	sub	WR	sub	sub						
Gostkowski, Stephen	13	0	0	0	sub	sub	sub	sub	sub	sub	sub	sub	sub	sub	sub	sub	sub						
Green, Jarvis	11	2	0	2	sub	sub	sub	sub	RE	X	X	sub	sub	sub	sub	sub	LE						
Green-Ellis, BenJarvus	9	3	0	0	Signed 9/11/08						sub	sub	RB	RB	sub	RB	sub	sub					
Gutierrez, Matt	0	0	1	11	9/12	X	X	X	X	X	DNP	X	X	X	X	X	X						
Guyton, Gary	13	1	0	0	sub	sub	sub	sub	sub	sub	sub	sub	sub	sub	sub	sub	sub	OLB					
Hanson, Chris	13	0	0	0	sub	sub	sub	sub	sub	sub	sub	sub	sub	sub	sub	sub	sub						
Harrison, Rodney	6	6	0	0	SS	SS	SS	SS	SS	SS	Placed on Injured Reserve 10/22/08												
Hobbs, Ellis	13	13	0	0	RCB	RCB	RCB	RCB	RCB	RCB	RCB	RCB	RCB	RCB	RCB	RCB	RCB						
Hochstein, Russ	12	0	1	0	DNP	sub	sub	sub	sub	sub	sub	sub	sub	sub	sub	sub	sub						
Izzo, Larry	13	0	0	0	sub	sub	sub	sub	sub	sub	sub	sub	sub	sub	sub	sub	sub						
Jones, C.J.	0	0	0	1	X	Released 9/13/08																	
Jordan, LaMont	5	0	0	8	sub	sub	sub	sub	X	X	X	X	X	X	X	X	sub						
Kaczur, Nick	11	11	0	2	RT	RT	RT	RT	RT	X	X	RT	RT	RT	RT	RT	RT						
Koppen, Dan	13	13	0	0	C	C	C	C	C	C	C	C	C	C	C	C	C						
LeVoi, Mark	13	2	0	0	sub	sub	sub	sub	sub	RT	RT	sub	sub	sub	sub	sub	sub						
Light, Matt	13	13	0	0	LT	LT	LT	LT	LT	LT	LT	LT	LT	LT	LT	LT	LT						
Mankins, Logan	13	13	0	0	LG	LG	LG	LG	LG	LG	LG	LG	LG	LG	LG	LG	LG						
Maroney, Laurence	3	3	0	2	RB	RB	X	RB	X	Placed on Injured Reserve 10/20/08													
Mayo, Jerod	13	13	0	0	ILB	ILB	ILB	ILB	ILB	LB	LB	ILB	ILB	ILB	ILB	ILB	ILB						
Meriweather, Brandon	13	8	0	0	sub	sub	sub	sub	DB	sub	SS	SS	SS	SS	SS	SS	SS						
Morris, Sammy	10	4	0	3	sub	sub	RB	sub	RB	RB	X	X	X	sub	sub	sub	RB						
Moss, Randy	13	13	0	0	WR	WR	WR	WR	WR	WR	WR	WR	WR	WR	WR	WR	WR						
Neal, Stephen	8	6	0	0	Activated 10/20/08						sub	sub	RG	RG	RG	RG	RG						
O'Connell, Kevin	1	0	11	1	X	DNP	sub	DNP	DNP	DNP	DNP	DNP	DNP	DNP	DNP	DNP	DNP						
O'Neal, Deltha	13	10	0	0	sub	LCB	LCB	LCB	LCB	LCB	LCB	sub	LCB	LCB	LCB	LCB	sub						
Paxton, Lonie	13	0	0	0	sub	sub	sub	sub	sub	sub	sub	sub	sub	sub	sub	sub	sub						
Price, Maurice	0	0	0	1	Signed 9/24						X	Released 10/11/08											
Redd, Vince	2	0	0	1	Signed 11/23/08											sub	sub	X					
Richardson, Mike	7	0	0	1	Signed 10/20/08						sub	sub	sub	sub	sub	X	sub	sub					
Sanders, James	13	13	0	0	FS	FS	FS	FS	FS	FS	FS	FS	FS	FS	FS	FS	FS						
Sanders, Lewis	8	2	0	5	LCB	sub	sub	X	sub	DB	X	X	X	X	sub	sub	sub						
Seau, Junior	1	0	0	0	Signed 12/05/08												sub						
Seymour, Richard	13	13	0	0	RE	RE	RE	RE	RE	RE	RE	RE	RE	RE	RE	RE	RE						
Slater, Matthew	11	0	0	2	sub	sub	sub	sub	sub	sub	X	X	sub	sub	sub	sub	sub						
Smith, Le Kevin	12	0	0	1	X	sub	sub	sub	sub	sub	sub	sub	sub	sub	sub	sub	sub						
Spach, Stephen	2	0	0	0	sub	sub	Released 9/15/08																
Spann, Antwain	7	0	0	0	Signed 10/22/08						sub	sub	sub	sub	sub	sub	sub						
Thomas, Adalius	9	9	0	3	OLB	OLB	OLB	OLB	OLB	OLB	OLB	OLB	OLB	X	X	X	Put on IR 12/05/08						
Thomas, David	12	8	0	1	TE	TE	TE	sub	TE	TE	TE	sub	sub	TE	sub	TE	X						
Ventrone, Ray	13	0	0	0	sub	sub	sub	sub	sub	sub	sub	sub	sub	sub	sub	sub	sub						
Vrabel, Mike	13	11	0	0	OLB	OLB	OLB	OLB	sub	sub	OLB	OLB	OLB	OLB	OLB	OLB	OLB						
Warren, Ty	10	10	0	3	LE	LE	LE	LE	LE	LE	LE	LE	LE	X	LE	X	X						
Washington, Kelley	7	0	0	6	sub	sub	X	X	X	X	sub	sub	sub	sub	sub	X	X						
Watson, Benjamin	11	6	0	2	X	X	sub	TE	sub	sub	TE	TE	sub	TE	sub	TE	TE						
Webster, Jason	3	0	0	1	Signed 11/05/08									sub	sub	X	sub	Put on IR 11/17/08					
Welker, Wes	13	13	0	0	WR	WR	WR	WR	WR	WR	WR	WR	WR	WR	WR	WR	WR						
Wheatley, Terrence	6	1	0	4	sub	X	sub	sub	sub	X	sub	LCB	X	X	Placed on IR 11/17/08								
Wilfork, Vince	13	13	0	0	NT	NT	NT	NT	LDT	NT	NT	NT	NT	NT	NT	NT	NT						
Wilhite, Jonathan	13	1	0	0	sub	sub	sub	sub	sub	sub	sub	sub	sub	sub	sub	sub	LCB						
Woods, Pierre	12	3	0	1	sub	sub	sub	sub	sub	sub	sub	sub	sub	OLB	OLB	OLB	X						
Wright, Mike	13	2	0	0	sub	sub	sub	sub	sub	sub	sub	sub	sub	LE	sub	LE	sub						
Yates, Billy	7	7	2	4	RG	RG	RG	RG	RG	RG	RB	DNP	X	DNP	X	X	X						
Totals	570	286	15	94																			

X - inactive / CAPS - starters / sub - played / DNP - did not play/ NS - NFL Suspension

**NEW ENGLAND PATRIOTS 2008 STATS PACK**

**LONGEST PLAYS - REGULAR SEASON**

bold indicates touchdown on the play

PATRIOTS COMPLETIONS OVER 20 YARDS					
YDS	RECEIVER	PASSER	QTR	DATE	OPPONENT
66	<b>Randy Moss</b>	Cassel	1	10/5/2008	San Francisco
64	Wes Welker	Cassel	4	11/23/2008	Miami
51	Randy Moss	Cassel	2	9/7/2008	Kansas City
43	Sam Aiken	Cassel	2	11/13/2008	New York Jets
33	Randy Moss	Cassel	4	12/7/2008	Seattle
30	Randy Moss	Cassel	2	10/26/2008	St. Louis
29	Ben Watson	Cassel	1	10/20/2008	Denver
29	Wes Welker	Cassel	3	11/13/2008	New York Jets
29	<b>Randy Moss</b>	<b>Cassel</b>	<b>4</b>	<b>11/23/2008</b>	<b>Miami</b>
28	Randy Moss	Brady	1	9/7/2008	Kansas City
28	Sammy Morris	Cassel	3	10/12/2008	San Diego
28	Jabar Gaffney	Cassel	3	12/7/2008	Seattle
27	Wes Welker	Cassel	3	10/20/2008	Denver
27	Wes Welker	Cassel	2	11/9/2008	Buffalo
27	<b>Randy Moss</b>	<b>Cassel</b>	<b>3</b>	<b>10/20/2008</b>	<b>Denver</b>
27	Randy Moss	Cassel	1	11/30/2008	Pittsburgh
26	Wes Welker	Cassel	1	9/14/2008	New York Jets
25	<b>Randy Moss</b>	<b>Cassel</b>	<b>2</b>	<b>11/23/2008</b>	<b>Miami</b>
25	Wes Welker	Cassel	4	12/7/2008	Seattle
23	Randy Moss	Cassel	2	10/26/2008	St. Louis
23	Jabar Gaffney	Cassel	4	11/23/2008	Miami
22	Kevin Faulk	Cassel	3	9/14/2008	New York Jets
22	Randy Moss	Cassel	1	11/23/2008	Miami
21	Wes Welker	Cassel	1	11/9/2008	Buffalo
21	Jabar Gaffney	Cassel	2	11/23/2008	Miami
20	Wes Welker	Cassel	3	10/5/2008	San Francisco
20	Wes Welker	Cassel	3	10/26/2008	St. Louis
20	Randy Moss	Cassel	4	11/2/2008	Indianapolis
20	BenJarvus Green-Ellis	Cassel	4	11/30/2008	Pittsburgh
20	Wes Welker	Cassel	1	12/7/2008	Seattle

OPPONENT COMPLETIONS OVER 20 YARDS						
#	YDS	RECEIVER	PASSER	QTR	DATE	OPPONENT
1	69	Donnie Avery	Bulger	2	10/26/2008	St. Louis
2	68	Devard Darling	Huard	4	9/7/2008	Kansas City
3	63	Deion Branch	Wallace	3	12/7/2008	Seattle
4	59	Vincent Jackson	Rivers	3	10/12/2008	San Diego
5	54	Laveranues Coles	Favre	2	9/14/2008	New York Jets
6	49	Malcom Floyd	Rivers	1	10/12/2008	San Diego
7	48	Vincent Jackson	Rivers	1	10/12/2008	San Diego
8	46	Jerricho Cotchery	Favre	2	11/13/2008	New York Jets
9	46	Ted Ginn Jr.	Pennington	3	11/23/2008	Miami
10	44	Donnie Avery	Bulger	3	10/26/2008	St. Louis
11	38	Isaac Bruce	O'Sullivan	1	10/5/2008	San Francisco
12	36	Davone Bess	Pennington	4	11/23/2008	Miami
13	35	Donnie Avery	Bulger	1	10/26/2008	St. Louis
14	33	Greg Carmarillo	Pennington	2	9/21/2008	Miami
15	29	David Martin	Pennington	1	11/23/2008	Miami
16	28	Chansi Stuckey	Favre	3	9/14/2008	New York Jets
17	28	LaDainian Tomlinson	Rivers	4	10/12/2008	San Diego
18	27	Keenan Burton	Bulger	2	10/26/2008	St. Louis
19	26	Marvin Harrison	Manning	2	11/2/2008	Indianapolis
20	25	John Carlsson	Wallace	2	12/7/2008	Seattle
21	24	Anthony Gonzalez	Manning	4	11/2/2008	Indianapolis
22	24	Anthony Fasano	Pennington	1	9/21/2008	Miami
23	23	Anthony Fasano	Pennington	1	9/21/2008	Miami
24	22	Antonio Gates	Rivers	3	10/12/2008	San Diego
25	21	David Martin	Pennington	2	9/21/2008	Miami
26	21	Heath Miller	Roethlisberger	1	11/30/2008	Pittsburgh
27	20	Tony Gonzalez	Croyle	2	9/7/2008	Kansas City
28	20	Jerricho Cotchery	Favre	1	9/14/2008	New York Jets
29	20	Brandon Marshall	Cutler	3	10/20/2008	Denver
30	20	Dallas Clark	Manning	4	11/2/2008	Indianapolis
31	20	Dustin Keller	Favre	1	11/13/2008	New York Jets
32	20	Greg Carmarillo	Pennington	2	11/23/2008	Miami

INTERCEPTION RETURNS OVER 20 YARDS					
YDS	RETURNER	PASSER	QTR	DATE	OPPONENT
47	Deltha O'Neal	Bulger	4	10/26/2008	St. Louis

OPPONENT INTERCEPTION RETURNS OVER 20 YARDS					
#	YDS	RETURNER	PASSER	QTR	DATE OPPONENT
1	89	Lawrence Timmons	Cassel	4	11/3/2008 Pittsburgh
2	23	Troy Polamalu	Cassel	4	11/3/2008 Pittsburgh

FUMBLE RETURNS OVER 20 YARDS					
YDS	RETURNER	FROM	QTR	DATE	OPPONENT

OPPONENT FUMBLE RETURNS OVER 20 YARDS					
#	YDS	RETURNER	FROM	QTR	DATE OPPONENT
1					

BLOCKED KICK/PUNT RETURN OVER 20 YARDS					
YDS	RETURNER	FROM	QTR	DATE	OPPONENT

BLOCKED KICK/PUNT RETURN OVER 20 YARDS					
#	YDS	RETURNER	FROM	QTR	DATE OPPONENT
1					

**NEW ENGLAND PATRIOTS 2008 STATS PACK**  
**LONGEST PLAYS - REGULAR SEASON (CONT.)**  
**bold indicates touchdown on the play**

**PATRIOTS RUSHES OVER 10 YARDS**

<b>YDS</b>	<b>RUSHER</b>	<b>QTR</b>	<b>DATE</b>	<b>OPPONENT</b>
41	Kevin Faulk	2	11/30/2008	Pittsburgh
34	Sammy Morris	2	10/20/2008	Denver
29	Sammy Morris	2	10/20/2008	Denver
22	Sammy Morris	2	9/7/2008	Kansas City
<b>21</b>	<b>Kevin Faulk</b>	<b>3</b>	<b>11/23/2008</b>	<b>Miami</b>
20	Sammy Morris	2	10/20/2008	Denver
20	Kevin Faulk	3	11/13/2008	New York Jets
19	Wes Welker	1	9/21/2008	Miami
19	Matt Cassel	2	11/13/2008	New York Jets
17	Laurence Maroney	3	9/7/2008	Kansas City
17	Sammy Morris	1	9/21/2008	Miami
17	Matt Cassel	4	11/13/2008	New York Jets
16	Kevin Faulk	4	10/20/2008	Denver
16	Kevin Faulk	4	10/20/2008	Denver
15	Kevin Faulk	4	10/20/2008	Denver
15	BenJarvus Green-Ellis	3	10/20/2008	Denver
15	Kevin Faulk	3	11/2/2008	Indianapolis
14	Sammy Morris	1	10/5/2008	San Francisco
14	Sammy Morris	1	10/20/2008	Denver
14	Kevin Faulk	4	10/26/2008	St. Louis
<b>13</b>	<b>Matt Cassel</b>	<b>1</b>	<b>11/9/2008</b>	<b>Buffalo</b>
13	BenJarvus Green-Ellis	4	11/9/2008	Buffalo
13	Kevin Faulk	4	11/30/2008	Pittsburgh
12	Sammy Morris	3	9/7/2008	Kansas City
12	BenJarvus Green-Ellis	3	11/9/2008	Buffalo
12	Matt Cassel	2	11/13/2008	New York Jets
11	LaMont Jordan	4	9/14/2008	New York Jets
11	Matt Cassel	2	10/26/2008	St. Louis
11	BenJarvus Green-Ellis	3	11/9/2008	Buffalo
10	Sammy Morris	3	10/5/2008	San Francisco
10	Kevin Faulk	2	10/5/2008	San Francisco
10	Sammy Morris	1	10/20/2008	Denver
10	BenJarvus Green-Ellis	4	10/20/2008	Denver
10	BenJarvus Green-Ellis	4	10/20/2008	Denver
10	BenJarvus Green-Ellis	2	11/2/2008	Indianapolis
10	BenJarvus Green-Ellis	2	11/9/2008	Buffalo

**OPPONENTS RUSHES OVER 10 YARDS**

<b>YDS</b>	<b>RUSHER</b>	<b>QTR</b>	<b>DATE</b>	<b>OPPONENT</b>
<b>62</b>	<b>Ronnie Brown</b>	<b>4</b>	<b>9/21/2008</b>	<b>Miami</b>
31	Willie Parker	4	11/30/2008	Pittsburgh
28	Ricky Williams	2	9/21/2008	Miami
28	Leonard Weaver	3	12/7/2008	Seattle
27	LaDainian Tomlinson	3	10/12/2008	San Diego
23	Seneca Wallace	4	12/8/2008	Seattle
22	Ricky Williams	4	9/21/2008	Miami
22	Larry Johnson	3	9/7/2008	Kansas City
20	Mewelde Moore	3	11/30/2008	Pittsburgh
18	Antonio Pittman	2	10/26/2008	St. Louis
17	Antonio Pittman	4	10/26/2008	St. Louis
17	Brad Smith	1	11/13/2008	New York Jets
17	Leon Washington	2	9/14/2008	New York Jets
16	Thomas Jones	1	9/14/2008	New York Jets
16	Thomas Jones	4	9/14/2008	New York Jets
16	Frank Gore	1	10/5/2008	San Francisco
<b>15</b>	<b>Ronnie Brown</b>	<b>2</b>	<b>9/21/2008</b>	<b>Miami</b>
15	Leonard Weaver	1	12/7/2008	Seattle
14	Maurice Morris	1	12/7/2008	Seattle
13	Thomas Jones	1	11/13/2008	New York Jets
13	Ricky Williams	2	11/23/2008	Miami
13	Willie Parker	1	11/30/2008	Pittsburgh
13	Mewelde Moore	3	11/30/2008	Pittsburgh
13	Seneca Wallace	1	12/7/2008	Seattle
12	Antonio Pittman	2	10/26/2008	St. Louis
11	Jamaal Charles	1	9/7/2008	Kansas City
11	Leon Washington	2	9/14/2008	New York Jets
11	LaDainian Tomlinson	1	10/12/2008	San Diego
11	Thomas Jones	4	11/13/2008	New York Jets
11	Seneca Wallace	2	12/7/2008	Seattle
10	Mewelde Moore	2	11/30/2008	Pittsburgh
10	Mewelde Moore	2	11/30/2008	Pittsburgh

**PATS KICKOFF RETURNS OVER 30 YARDS**

<b>YDS</b>	<b>RETURNER</b>	<b>QTR</b>	<b>DATE</b>	<b>OPPONENT</b>
81	Ellis Hobbs	3	9/21/2008	Miami
55	Ellis Hobbs	2	12/7/2008	Seattle
51	Ellis Hobbs	4	9/7/2008	Kansas City
50	Ellis Hobbs	1	9/21/2008	Miami
49	Ellis Hobbs	4	10/26/2008	St. Louis
44	Ellis Hobbs	3	11/30/2008	Pittsburgh
35	Ellis Hobbs	1	10/5/2008	San Francisco
34	Ellis Hobbs	1	11/2/2008	Indianapolis
33	Ellis Hobbs	4	10/5/2008	San Francisco
32	Ellis Hobbs	2	9/14/2008	New York Jets
31	Ellis Hobbs	4	9/14/2008	Miami
31	Matthew Slater	4	10/12/2008	San Diego
31	Ellis Hobbs	2	11/13/2008	New York Jets
31	Ellis Hobbs	4	11/13/2008	New York Jets
30	Ellis Hobbs	2	9/14/2008	Miami
30	Ellis Hobbs	1	11/23/2008	Miami

**OPPONENTS KO RETURNS OVER 30 YARDS**

<b>YDS</b>	<b>RETURNER</b>	<b>QTR</b>	<b>DATE</b>	<b>OPPONENT</b>
<b>92</b>	<b>Leon Washington</b>	<b>2</b>	<b>11/13/2008</b>	<b>New York Jets</b>
85	Leodis McKelvin	4	11/9/2008	Buffalo
41	Dante Hall	1	10/26/2008	St. Louis
39	Pierre Garcon	1	10/5/2008	San Francisco
37	Leon Washington	1	11/13/2008	New York Jets
36	Ted Ginn Jr.	2	11/23/2008	Miami
34	Allen Rossum	1	10/5/2008	San Francisco
31	B.J. Sams	2	9/7/2008	Kansas City
31	Leodis McKelvin	3	11/9/2008	Buffalo
31	Ted Ginn Jr.	1	11/23/2008	Miami
31	Gary Russell	2	11/30/2008	Pittsburgh
30	Leon Washington	1	11/13/2008	New York Jets

**PATS PUNT RETURNS OVER 20 YARDS**

<b>YDS</b>	<b>RETURNER</b>	<b>QTR</b>	<b>DATE</b>	<b>OPPONENT</b>
44	Wes Welker	3	10/20/2008	Denver
24	Kevin Faulk	3	9/14/2008	New York Jets

**OPPONENTS PUNT RETURNS OVER 20 YARDS**

<b>YDS</b>	<b>RETURNER</b>	<b>QTR</b>	<b>DATE</b>	<b>OPPONENT</b>
28	Darren Sproles	1	10/12/2008	San Diego
22	Darren Sproles	2	10/12/2008	San Diego



**NEW ENGLAND PATRIOTS 2008 STATS PACK**

**RED ZONE**

2008 NEW ENGLAND PATRIOTS											
RED ZONE STATISTICS "INSIDE THE 20"											
Date	Opponent	Score		Drives In	Scores	Scoring %	TDs	TD %	FGs	T.O.s	Scoring
		NE	Opp	Red Zone							Drives 20+
09/07	Kansas City	17	10	3	3	100.0%	2	66.7%	1	0	0
09/14 at	New York Jets	19	10	5	5	100.0%	1	20.0%	4	0	0
09/21	Miami	13	38	3	2	66.7%	1	33.3%	1	1	1
10/05 at	San Francisco	30	21	3	3	100.0%	2	66.7%	1	0	3
10/12 at	San Diego	10	30	3	1	33.3%	1	33.3%	0	0	1
10/20	Denver	41	7	5	5	100.0%	4	80.0%	1	0	2
10/26	St. Louis	23	16	4	4	100.0%	2	50.0%	2	0	0
11/02 at	Indianapolis	15	18	4	4	100.0%	1	25.0%	3	0	0
11/09	Buffalo	20	10	4	4	100.0%	2	50.0%	2	0	0
11/13	New York Jets	31	34	4	4	100.0%	3	75.0%	1	0	2
11/23 at	Miami	48	28	5	5	100.0%	3	60.0%	2	0	3
11/30	Pittsburgh	10	33	4	2	50.0%	1	25.0%	1	1	0
12/07 at	Seattle	24	21	3	3	100.0%	2	66.7%	1	0	2
12/14 at	Oakland										
12/21	Arizona										
12/28 at	Buffalo										
<b>Regular Season Totals</b>		<b>301</b>	<b>276</b>	<b>50</b>	<b>45</b>	<b>90.0%</b>	<b>25</b>	<b>50.0%</b>	<b>20</b>	<b>2</b>	<b>14</b>
2008 NEW ENGLAND PATRIOTS											
OPPONENTS RED ZONE STATISTICS "INSIDE THE 20"											
Date	Opponent	Score		Drives In	Scores	Scoring %	TDs	TD %	FGs	T.O.s	Scoring
		NE	Opp	Red Zone							Drives +20
09/07	Kansas City	17	10	2	1	50.0%	1	50.0%	0	0	1
09/14 at	New York Jets	19	10	3	2	66.7%	1	33.3%	1	0	0
09/21	Miami	13	38	4	4	100.0%	4	100.0%	0	0	2
10/05 at	San Francisco	30	21	3	3	100.0%	3	100.0%	0	0	0
10/12 at	San Diego	10	30	5	5	100.0%	2	40.0%	3	0	1
10/20	Denver	41	7	1	1	100.0%	1	100.0%	0	0	0
10/26	St. Louis	23	16	2	2	100.0%	0	0.0%	2	0	1
11/02 at	Indianapolis	15	18	2	2	100.0%	2	100.0%	0	0	1
11/09	Buffalo	20	10	2	2	100.0%	1	50.0%	1	0	0
11/13	New York Jets	31	34	5	5	100.0%	3	60.0%	2	0	1
11/23 at	Miami	48	28	4	4	100.0%	4	100.0%	0	0	0
11/30	Pittsburgh	10	33	6	6	100.0%	3	50.0%	3	0	1
12/07 at	Seattle	24	21	3	3	100.0%	3	100.0%	0	0	0
12/14 at	Oakland										
12/21	Arizona										
12/28 at	Buffalo										
<b>Regular Season Totals</b>		<b>301</b>	<b>276</b>	<b>42</b>	<b>40</b>	<b>95.2%</b>	<b>28</b>	<b>66.7%</b>	<b>12</b>	<b>0</b>	<b>8</b>

NEW ENGLAND PATRIOTS 2008 STATS PACK

REGULAR SEASON RED ZONE STATISTICS

RED ZONE STATISTICS											
PATRIOTS						OPPONENTS					
Date	Opponent	Scrim.	Result	No.	Conv.	Date	Opponent	Scrim.	Result	No.	Conv.
09/07	Kansas City	KC 10	Touchdown	1	1	09/07	Kansas City	NE 13	Touchdown	1	1
		<b>KC 5</b>	<b>Touchdown</b>	2	2			<b>NE 5</b>	<b>Downs</b>	2	1
		KC 19	Field Goal	3	3	09/14	New York Jets	NE 13	Missed FG	3	1
09/14	New York Jets	<b>NYJ 3</b>	<b>Field Goal</b>	4	4			<b>NE 3</b>	<b>Field Goal</b>	4	2
		NYJ 19	Field Goal	5	5			<b>NE 2</b>	<b>Touchdown</b>	5	3
		<b>NYJ 1</b>	<b>Touchdown</b>	6	6	09/21	Miami	<b>NE 2</b>	<b>Touchdown</b>	6	4
		<b>NYJ 9</b>	<b>Field Goal</b>	7	7			NE 15	Touchdown	7	5
		<b>NYJ 9</b>	<b>Field Goal</b>	8	8			<b>NE 5</b>	<b>Touchdown</b>	8	6
09/21	Miami	MIA 16	Interception	9	8			NE 19	Touchdown	9	7
		MIA 19	Field Goal	10	9	10/05	San Francisco	NE 16	Touchdown	10	8
		<b>MIA 5</b>	<b>Touchdown</b>	11	10			<b>NE 6</b>	<b>Touchdown</b>	11	9
10/05	San Francisco	SF 17	Field Goal	12	11			<b>NE 5</b>	<b>Touchdown</b>	12	10
		<b>SF 2</b>	<b>Touchdown</b>	13	12	10/12	San Diego	<b>NE 7</b>	<b>Field Goal</b>	13	11
		<b>SF 2</b>	<b>Touchdown</b>	14	13			<b>NE 4</b>	<b>Touchdown</b>	14	12
10/12	San Diego	<b>SD 1</b>	<b>Downs</b>	15	13			<b>NE 1</b>	<b>Touchdown</b>	15	13
		<b>SD 1</b>	<b>Touchdown</b>	16	14			NE 17	Field Goal	16	14
		SD 12	End of Game	17	14			<b>NE 5</b>	<b>Field Goal</b>	17	15
10/20	Denver	DEN 13	Field Goal	18	15	10/20	Denver	<b>NE 10</b>	<b>Touchdown</b>	18	16
		<b>DEN 4</b>	<b>Touchdown</b>	19	16	10/26	St. Louis	<b>NE 2</b>	<b>Field Goal</b>	19	17
		DEN 13	Touchdown	20	17			<b>NE 7</b>	<b>Field Goal</b>	20	18
		<b>DEN 6</b>	<b>Touchdown</b>	21	18	11/02	Indianapolis	NE 12	Touchdown	21	19
		<b>DEN 1</b>	<b>Touchdown</b>	22	19			<b>NE 9</b>	<b>Touchdown</b>	22	20
10/26	St. Louis	<b>SL 2</b>	<b>Touchdown</b>	23	20	11/09	Buffalo	<b>NE 7</b>	<b>Field Goal</b>	23	21
		<b>SL 9</b>	<b>Field Goal</b>	24	21			NE 14	Touchdown	24	22
		SL 24	Field Goal	25	22	11/13	New York Jets	<b>NE 7</b>	<b>Touchdown</b>	25	23
		SL 15	Touchdown	26	23			<b>NE 4</b>	<b>Field Goal</b>	26	24
11/02	Indianapolis	IND 11	Field Goal	27	24			NE 15	Touchdown	27	25
		IND 17	Field Goal	28	25			<b>NE 1</b>	<b>Touchdown</b>	28	26
		<b>IND 6</b>	<b>Touchdown</b>	29	26	11/23	Miami	NE 16	Field Goal	29	27
		<b>IND 7</b>	<b>Field Goal</b>	30	27			<b>NE 3</b>	<b>Touchdown</b>	30	28
11/09	Buffalo	BUF 13	Touchdown	31	28			<b>NE 7</b>	<b>Touchdown</b>	31	29
		BUF 14	Field Goal	32	29			<b>NE 2</b>	<b>Touchdown</b>	32	30
		BUF 19	Field Goal	33	30			NE 13	Touchdown	33	31
		<b>BUF 1</b>	<b>Touchdown</b>	34	31	11/30	Pittsburgh	<b>NE 2</b>	<b>Field Goal</b>	34	32
11/13	New York Jets	NYJ 13	Field Goal	35	32			NE 19	Touchdown	35	33
		NYJ 19	Touchdown	36	33			<b>NE 7</b>	<b>Field Goal</b>	36	34
		<b>NYJ 10</b>	<b>Touchdown</b>	37	34			NE 11	Touchdown	37	35
		NYJ 16	Touchdown	38	35			<b>NE 1</b>	<b>Field Goal</b>	38	36
11/23	Miami	MIA 12	Field Goal	39	36			<b>NE 1</b>	<b>Touchdown</b>	39	37
		<b>MIA 8</b>	<b>Touchdown</b>	40	37	12/07	Seattle	NE 14	Touchdown	40	38
		<b>MIA 8</b>	<b>Touchdown</b>	41	38			<b>NE 10</b>	<b>Touchdown</b>	41	39
		MIA 13	Field Goal	42	39			<b>NE 4</b>	<b>Touchdown</b>	42	40
		<b>MIA 1</b>	<b>Touchdown</b>	43	40						
11/30	Pittsburgh	<b>PIT 2</b>	<b>Touchdown</b>	44	41						
		PIT 11	Field Goal	45	42						
		<b>PIT 9</b>	<b>Missed FG</b>	46	42						
		PIT 14	Interception	47	42						
12/07	Seattle	<b>SEA 2</b>	<b>Touchdown</b>	48	43						
		<b>SEA 9</b>	<b>Field Goal</b>	49	44						
		<b>SEA 1</b>	<b>Touchdown</b>	50	45						
<b><u>bold underlines denote goal-to-go situation</u></b>						<b><u>bold underlines denote goal-to-go situation</u></b>					

REGULAR SEASON RED ZONE DRIVES

Drives	Conversions	TDs	TD %	FGs	Points	Drives	Conversions	TDs	TD %	FGs	Points
50	45	25	50.0%	20	235	42	40	28	66.7%	5	211

REGULAR SEASON GOAL-TO-GO SITUATIONS

Drives	Conversions	TDs	TD %	FGs	Points	Drives	Conversions	TDs	TD %	FGs	Points
27	25	19	70.4%	6	151	29	28	17	58.6%	10	149



**NEW ENGLAND PATRIOTS 2008 STATS PACK**  
**REGULAR SEASON TURNOVER RATIO**

**-2**

**REGULAR SEASON**

	Takeaways			Points off Takeaways				Total
	Ints.	Fumbles	Total	TDs	FGs	Total	Conv. %	Points
PATRIOTS	12	6	18	6	6	12	67%	60
Opponents	10	10	20	5	4	9	45%	47

		TAKE-AWAYS			GIVE-AWAYS			Net	
Date	Opponent	Ints.	Fumbles	Total	Ints.	Fumbles	Total	Differential	Results
09/07	Kansas City	1	0	1	0	2	2	-1	17-10
09/14 at	New York Jets	1	0	1	0	0	0	1	19-10
09/21	Miami	0	0	0	1	1	2	-2	13-38
10/05 at	San Francisco	3	0	3	2	0	2	1	30-21
10/12 at	San Diego	0	1	1	1	0	1	0	10--30
10/20	Denver	2	3	5	0	0	0	5	41-7
10/26	St. Louis	1	0	1	2	0	2	-1	23-16
11/02 at	Indianapolis	0	0	0	1	1	2	-2	15-18
11/09	Buffalo	2	0	2	0	1	1	1	20-10
11/13	New York Jets	0	1	1	0	1	1	0	31-34
11/23 at	Miami	1	0	1	1	1	2	-1	48-28
11/30	Pittsburgh	1	0	1	2	3	5	-4	10--33
12/07 at	Seattle	0	1	1	0	0	0	1	24-21
12/14 at	Oakland								
12/21	Arizona								
12/28 at	Buffalo								
2008 Regular Season		12	6	18	10	10	20	-2	8-5

**NEW ENGLAND PATRIOTS 2008 STATS PACK**

**TURNOVER RATIO**

**REGULAR SEASON TOTALS**

Year	TAKE-AWAYS			GIVE-AWAYS			Net Differential	RECORD			PLAYOFFS		CHAMPIONSHIPS			
	Ints	Fumbles	Total	Ints	Fumbles	Total		W	L	T	W	L	DIVISION	CONFERENCE	SUPER BOWL	PLAYOFFS
2008	12	6	18	10	10	20	-2	8	5	0						
2007	19	12	31	9	6	15	16	16	0	0	2	1	1	1		1
2006	22	13	35	12	15	27	8	12	4	0	2	1	1			1
2005	10	8	18	15	9	24	-6	10	6	0	1	1	1			1
2004	20	16	36	14	13	27	9	14	2	0	3	0	1	1	1	1
2003	29	12	41	13	11	24	17	14	2	0	3	0	1	1	1	1
2002	18	11	29	14	10	24	5	9	7	0						
2001	22	13	35	15	13	28	7	11	5	0	3	0	1	1	1	1
2000	10	13	23	15	10	25	-2	5	11	0						
1999	16	15	31	21	12	33	-2	8	8	0						
1998	24	7	31	17	7	24	7	9	7	0	0	1	WC			1
1997	19	13	32	15	7	22	10	10	6	0	1	1	1			1
1996	23	11	34	15	12	27	7	11	5	0	2	1	1	1		1
1995	15	14	29	16	20	36	-7	6	10	0						
1994	22	18	40	27	11	38	2	10	6	0	0	1	WC			1
1993	13	9	22	24	10	34	-12	5	11	0						
1992	14	15	29	19	26	45	-16	2	14	0						
1991	12	19	31	22	20	42	-11	6	10	0						
1990	14	18	32	20	16	36	-4	1	15	0						
1989	16	12	28	27	12	39	-11	5	11	0						
1988	20	15	35	28	10	38	-3	9	7	0						
1987	21	21	42	18	13	31	11	8	7	0						
1986	21	19	40	13	11	24	16	11	5	0	0	1	1			1
1985	23	24	47	22	20	42	5	11	5	0	3	1	WC	1		1
1984	17	8	25	14	15	29	-4	9	7	0						
1983	17	19	36	18	20	38	-2	8	8	0						
1982	12	11	23	9	8	17	6	5	4	0	0	1	WC			1
1981	16	17	33	34	16	50	-17	2	14	0						
1980	24	10	34	27	9	36	-2	10	6	0						
1979	20	22	42	23	15	38	4	9	7	0						
1978	22	21	43	25	21	46	-3	11	5	0	0	1	1			1
1977	19	10	29	21	15	36	-7	9	5	0						
1976	23	27	50	20	16	36	14	11	3	0	0	1	WC			1
1975	13	16	29	28	22	50	-21	3	11	0						
1974	24	14	38	23	15	38	0	7	7	0						
1973	13	18	31	17	25	42	-11	5	9	0						
1972	10	12	22	28	10	38	-16	3	11	0						
1971	15	14	29	16	16	32	-3	6	8	0						
1970	8	17	25	28	13	41	-16	2	12	0						
1969	20	14	34	18	10	28	6	4	10	0						
1968	23	17	40	33	20	53	-13	4	10	0						
1967	17	15	32	32	22	54	-22	3	10	1						
1966	22	15	37	21	13	34	3	8	4	2						
1965	21	9	30	29	12	41	-11	4	8	2						
1964	31	16	47	27	12	39	8	10	3	1						
1963	29	13	42	29	12	41	1	7	6	1	1	1	1			1
1962	25	10	35	13	20	33	2	9	4	1						
1961	22	20	42	21	9	30	12	9	4	1						
1960	25	20	45	23	22	45	0	5	9	0						
Total	923	719	1642	998	692	1690	-48	374	354	9	21	13	11	6	3	16

Regular Season Record	374	354	9
Playoff Record	21	13	0
Overall Record	395	367	9

**Note: Bold indicates playoff seasons**



**NEW ENGLAND PATRIOTS 2008 STATS PACK**

**ALL-TIME SCORING**

Active = Bold

#	SCORING	TD	Ru	Pa	Rt	PAT	PAT/ATT	2-Pt	FG	FG/ATT	S	TP
1	Adam Vinatieri	0	0	0	0	367	374	1	263	321	0	1,158
2	Gino Cappelletti	42	0	42	0	346	358	2	176	334	0	1,130
3	John Smith	0	0	0	0	308	323	0	128	191	0	692
4	Tony Franklin	0	0	0	0	163	166	0	93	125	0	442
5	Stanley Morgan	68	0	67	1	0	0	0	0	0	0	408
6	<b>Stephen Gostkowski</b>	<b>0</b>	<b>0</b>	<b>0</b>	<b>0</b>	<b>144</b>	<b>145</b>	<b>0</b>	<b>71</b>	<b>83</b>	<b>0</b>	<b>357</b>
7	Ben Coates	50	0	50	0	0	0	1	0	0	0	302
8	Sam Cunningham	49	43	6	0	0	0	0	0	0	0	294
9	Jim Nance	46	45	1	0	0	0	0	0	0	0	276
10	Tony Collins	44	32	12	0	0	0	0	0	0	0	264
11	Irving Fryar	42	1	38	3	0	0	0	0	0	0	252
12	Larry Garron	42	14	26	2	0	0	0	0	0	0	252
13	Jim Colclough	39	0	39	0	2	2	1	0	0	0	238
14	Matt Bahr	0	0	0	0	73	73	0	55	72	0	238
15	Corey Dillon	39	37	2	0	0	0	1	0	0	0	236
16	Curtis Martin	37	32	5	0	0	0	2	0	0	0	226
17	Steve Grogan	36	35	0	1	0	0	0	0	0	0	216
18	Jason Staurovsky	0	0	0	0	57	59	0	50	69	0	207
19	Troy Brown	34	0	31	3	0	0	1	0	0	0	206
20	<b>Randy Moss</b>	<b>31</b>	<b>0</b>	<b>31</b>	<b>0</b>	<b>0</b>	<b>0</b>	<b>0</b>	<b>0</b>	<b>0</b>	<b>0</b>	<b>186</b>
21	<b>Kevin Faulk</b>	<b>28</b>	<b>14</b>	<b>12</b>	<b>2</b>	<b>0</b>	<b>0</b>	<b>1</b>	<b>0</b>	<b>0</b>	<b>0</b>	<b>170</b>
22	Russ Francis	28	0	28	0	0	0	0	0	0	0	168
23	Don Calhoun	25	23	2	0	0	0	0	0	0	0	150
24	Antowain Smith	24	21	3	0	0	0	1	0	0	0	146
25	Randy Vataha	24	0	23	1	0	0	0	0	0	0	144
26	Terry Glenn	22	0	22	0	0	0	0	0	0	0	132
27	Andy Johnson	22	13	9	0	0	0	0	0	0	0	132
28	Mosi Tatupu	21	18	2	1	0	0	0	0	0	0	126
29	Art Graham	20	0	20	0	0	0	0	0	0	0	120
30	Ron Burton	19	9	8	2	0	0	0	0	0	0	114
31	John Stephens	19	17	1	1	0	0	0	0	0	0	114
32	Harold Jackson	18	0	18	0	0	0	0	0	0	0	108
33	Cedric Jones	18	0	16	2	0	0	0	0	0	0	108
34	Carl Garrett	18	15	3	0	0	0	0	0	0	0	108
35	Jim Whalen	17	0	17	0	0	0	0	0	0	0	102
36	Daniel Graham	17	0	17	0	0	0	0	0	0	0	102
37	David Patten	17	1	16	0	0	0	0	0	0	0	102
38	Horace Ivory	17	14	2	1	0	0	0	0	0	0	102
39	Charlie Gogolak	0	0	0	0	42	42	0	20	36	0	102
40	Darryl Stingley	16	2	14	0	0	0	0	0	0	0	96
41	Mack Herron	16	9	6	1	0	0	0	0	0	0	96
42	Vito "Babe" Parilli	15	15	0	0	1	3	0	0	0	0	91
43	Don Hasselbeck	15	0	15	0	0	0	0	0	0	0	90
44	Billy Lott	15	7	8	0	0	0	0	0	0	0	90
45	<b>Benjamin Watson</b>	<b>15</b>	<b>0</b>	<b>15</b>	<b>0</b>	<b>0</b>	<b>0</b>	<b>0</b>	<b>0</b>	<b>0</b>	<b>0</b>	<b>90</b>
46	Charlie Baumann	0	0	0	0	31	34	0	18	27	0	85
47	Deion Branch	14	0	14	0	0	0	0	0	0	0	84
48	Vincent Brisby	14	0	14	0	0	0	0	0	0	0	84
49	Shawn Jefferson	14	0	14	0	0	0	0	0	0	0	84
50	Derrick Ramsey	14	0	14	0	0	0	0	0	0	0	84
51	Christian Fauria	13	0	13	0	0	0	1	0	0	0	80
52	<b>Laurence Maroney</b>	<b>13</b>	<b>12</b>	<b>1</b>	<b>0</b>	<b>0</b>	<b>0</b>	<b>1</b>	<b>0</b>	<b>0</b>	<b>0</b>	<b>80</b>
53	Ron Sellers	13	0	13	0	0	0	0	0	0	0	78
54	Craig James	13	11	2	0	0	0	0	0	0	0	78
55	Leonard Russell	13	13	0	0	0	0	0	0	0	0	78
56	David Givens	12	0	12	0	0	0	0	0	0	0	72
57	Robert Edwards	12	9	3	0	0	0	0	0	0	0	72
58	Marv Cook	11	0	11	0	0	0	0	0	0	0	66
59	Stephen Starring	11	0	11	0	0	0	0	0	0	0	66
60	Jeff White	0	0	0	0	21	25	0	14	25	0	63

# NEW ENGLAND PATRIOTS 2008 STATS PACK

## ALL-TIME PASSING

Rk	Name	Att	Cmp	Yards	Cmp%	Yds/Att	TD	TD%	Int	Int%	Lg	Sk	Yds	Rating
1	Drew Bledsoe	4518	2544	29,657	56.3%	6.56	166	3.7%	138	3.1%	86t	262	1778	75.9
2	Steve Grogan	3593	1879	26,886	52.3%	7.48	182	5.1%	208	5.8%	76t	247	2076	69.6
3	<b>Tom Brady</b>	<b>3653</b>	<b>2301</b>	<b>26,446</b>	<b>63.0%</b>	<b>7.24</b>	<b>197</b>	<b>5.4%</b>	<b>86</b>	<b>2.4%</b>	<b>91t</b>	<b>203</b>	<b>1272</b>	<b>92.9</b>
4	Vito "Babe" Parilli	2412	1140	16,747	47.3%	6.94	132	5.5%	138	5.7%	80t	56	529	64.8
5	Tony Eason	1500	876	10,732	58.4%	7.15	60	4.0%	48	3.2%	90t	166	1273	80.6
6	Jim Plunkett	1503	729	9,932	48.5%	6.61	62	4.1%	87	5.8%	88t	146	1317	59.7
7	Hugh Millen	612	370	4,276	60.5%	6.99	17	2.8%	28	4.6%	60t	87	583	71.8
8	Mike Taliaferro	680	305	3,920	44.9%	5.76	27	4.0%	44	6.5%	77	57	575	49.8
9	Ed "Butch" Songin	604	285	3,905	47.2%	6.47	36	6.0%	24	4.0%	78	na	na	71.7
10	<b>Matt Cassel</b>	<b>481</b>	<b>305</b>	<b>3,305</b>	<b>63.4%</b>	<b>6.87</b>	<b>16</b>	<b>3.3%</b>	<b>12</b>	<b>2.5%</b>	<b>66t</b>	<b>46</b>	<b>210</b>	<b>84.2</b>
11	Matt Cavanaugh	385	206	3,018	53.5%	7.84	19	4.9%	23	6.0%	75t	39	313	70.9
12	Marc Wilson	415	214	2,631	51.6%	6.34	9	2.2%	16	3.9%	65t	39	299	62.6
13	Doug Flutie	305	148	1,871	48.5%	6.13	11	3.6%	14	4.6%	80t	18	130	61.0
14	Tommy Hodson	315	171	1,809	54.3%	5.74	7	2.2%	11	3.5%	56	41	300	64.1
15	Tom Yewcic	206	87	1,374	42.2%	6.67	12	5.8%	12	5.8%	78t	na	na	60.2
16	Scott Zolak	244	124	1,314	50.8%	5.39	8	3.3%	7	2.9%	72	25	200	65.8
17	Tom Sherman	226	90	1,199	39.8%	5.31	12	5.3%	16	7.1%	87t	19	190	45.6
18	Joe Kapp	219	98	1,104	44.7%	5.04	3	1.4%	17	7.8%	48	27	231	32.6
19	Tom Ramsey	164	84	1,005	51.2%	6.13	6	3.7%	9	5.5%	40	16	96	59.6
20	Scott Secules	134	75	918	56.0%	6.85	2	1.5%	9	6.7%	82	7	28	54.3
21	Tom Owen	114	58	655	50.9%	5.75	3	2.6%	9	7.9%	32	9	82	44.3
22	Don Trull	81	27	442	33.3%	5.46	1	1.2%	7	8.6%	52	11	75	20.7
23	Brian Dowling	54	29	383	53.7%	7.09	2	3.7%	1	1.9%	42	4	63	81.0
24	Ed Wilson	46	20	257	43.5%	5.59	1	2.2%	3	6.5%	30	na	na	41.7
25	Tom Greene	63	27	251	42.9%	3.98	1	1.6%	6	9.5%	31	na	na	20.1
26	Neil Graff	36	19	241	52.8%	6.69	2	5.6%	3	8.3%	31t	4	34	57.8
27	Jeff Carlson	49	18	232	36.7%	4.73	1	2.0%	3	6.1%	40	3	21	33.7
28	Andy Johnson	13	7	194	53.8%	14.92	4	30.8%	1	7.7%	66t	0	0	106.6
29	Bob Bleier	39	14	181	35.9%	4.64	1	2.6%	1	2.6%	35	3	28	49.2
30	Richard Christy	11	6	94	54.5%	8.55	2	18.2%	2	18.2%	39	na	na	83.1

**NEW ENGLAND PATRIOTS 2008 STATS PACK**

**ALL-TIME RECEIVING LEADERS**

PATRIOTS ALL-TIME RECEIVING LEADERS (BY RECEPTIONS)							
Rk	Name	Pos	No	Yds	Avg	Lg	TD
1	Troy Brown	WR	557	6366	11.4	82t	31
2	Stanley Morgan	WR	534	10352	19.4	76t	67
3	Ben Coates	TE	490	5471	11.2	84t	50
4	<b>Kevin Faulk</b>	<b>RB</b>	<b>371</b>	<b>3203</b>	<b>8.6</b>	<b>52t</b>	<b>12</b>
5	Irving Fryar	WR	363	5726	15.8	80t	38
6	Terry Glenn	WR	329	4669	14.2	86t	22
7	Gino Cappelletti	WR	292	4589	15.7	63t	42
8	Jim Colclough	WR	283	5001	17.7	78t	39
9	Tony Collins	RB	261	2356	9.0	49	12
10	Vincent Brisby	WR	217	3142	14.5	72	14
11	Deion Branch	WR	213	2744	12.9	66t	14
12	Sam Cunningham	RB	210	1905	9.1	41	6
13	Marv Cook	TE	210	1843	8.8	49	11
14	<b>Wes Welker</b>	<b>WR</b>	<b>208</b>	<b>2177</b>	<b>10.5</b>	<b>64</b>	<b>9</b>
15	Russ Francis	TE	207	3157	15.3	53	28
16	Art Graham	WR	199	3107	15.6	80t	20
17	Cedric Jones	WR	191	2703	14.2	65t	16
18	Larry Garron	RB	185	2502	13.5	76t	25
19	Shawn Jefferson	WR	178	3081	17.3	76	14
20	Randy Vataha	WR	178	3055	17.2	88t	23
21	Michael Timpson	WR	172	2472	14.4	60t	8
22	David Patten	WR	165	2513	15.2	91t	16
23	Andy Johnson	RB	161	1807	11.2	53	9
24	<b>Randy Moss</b>	<b>WR</b>	<b>159</b>	<b>2334</b>	<b>14.7</b>	<b>66t</b>	<b>31</b>
25	David Givens	WR	158	2214	14.0	57	12
26	Harold Jackson	WR	156	3162	20.3	59	18
27	Jim Whalen	TE	153	2487	16.3	87t	17
28	<b>Benjamin Watson</b>	<b>TE</b>	<b>138</b>	<b>1698</b>	<b>12.3</b>	<b>40</b>	<b>15</b>
29	Jim Nance	RB	129	844	6.5	45	1
30	Reggie Rucker	WR	126	1884	15.0	69t	10
31	Greg McMurtry	WR	120	1519	12.7	65t	4
32	Daniel Graham	TE	120	1393	11.6	48	17
33	Derrick Ramsey	TE	118	1412	12.0	39	14
34	Lin Dawson	TE	117	1233	10.5	42	8
35	Curtis Martin	RB	117	890	7.6	41	5
36	Stephen Starring	WR	112	1865	16.7	76t	11
37	Ron Burton	RB	111	1205	10.9	73t	8
38	Darryl Stingley	WR	110	1883	17.1	68	14
39	Tony Romeo	TE	110	1724	15.7	62	10
40	Carl Garrett	RB	107	1158	10.8	80t	3
41	David Meggett	RB	104	829	8.0	49t	1
42	Sam Gash	FB	104	826	7.9	30	6
43	John Stephens	RB	100	781	7.8	43	1
44	Don Hasselbeck	TE	99	1444	14.6	51	15
45	Kevin Turner	RB	98	856	8.7	32	6
46	Mosi Tatupu	RB	96	843	8.8	41	2
47	Hart Lee Dykes	WR	83	1344	16.2	42	7
48	Don Calhoun	RB	82	614	7.5	47	2
49	Craig James	RB	81	819	10.1	90t	2
50	<b>Jabar Gaffney</b>	<b>WR</b>	<b>80</b>	<b>969</b>	<b>12.1</b>	<b>56t</b>	<b>8</b>
51	Ron Sellers	WR	79	1477	18.7	77	13
52	Christian Fauria	TE	79	790	10.0	33	13
53	Bob Windsor	TE	74	915	12.4	36	6
54	Patrick Pass	RB	66	570	8.6	39	1
55	Leroy Thompson	RB	65	465	7.2	27t	5
56	Antowain Smith	RB	64	572	8.9	41t	3
57	Robert Perryman	RB	64	430	6.7	18	0
58	Eric Sievers	TE	62	692	11.2	46	0
59	Mack Herron	RB	61	789	12.9	29	6
60	Reche Caldwell	WR	61	760	12.5	62t	4

PATRIOTS ALL-TIME RECEIVING LEADERS (BY YARDS)							
Rk	Name	Pos	No	Yds	Avg	Lg	TD
1	Stanley Morgan	WR	534	10352	19.4	76t	67
2	Troy Brown	WR	557	6366	11.4	82t	31
3	Irving Fryar	WR	363	5726	15.8	80t	38
4	Ben Coates	TE	490	5471	11.2	84t	50
5	Jim Colclough	WR	283	5001	17.7	78t	39
6	Terry Glenn	WR	329	4669	14.2	86t	22
7	Gino Cappelletti	WR	292	4589	15.7	63t	42
8	<b>Kevin Faulk</b>	<b>RB</b>	<b>371</b>	<b>3203</b>	<b>8.6</b>	<b>52t</b>	<b>12</b>
9	Harold Jackson	WR	156	3162	20.3	59	18
10	Russ Francis	TE	207	3157	15.3	53	28
11	Vincent Brisby	WR	217	3142	14.5	72	14
12	Art Graham	WR	199	3107	15.6	80t	20
13	Shawn Jefferson	WR	178	3081	17.3	76	14
14	Randy Vataha	WR	178	3055	17.2	88t	23
15	Deion Branch	WR	213	2744	12.9	66t	14
16	Cedric Jones	WR	191	2703	14.2	65t	16
17	David Patten	WR	165	2513	15.2	91t	16
18	Larry Garron	RB	185	2502	13.5	76t	25
19	Jim Whalen	TE	153	2487	16.3	87t	17
20	Michael Timpson	WR	172	2472	14.4	60t	8
21	Tony Collins	RB	261	2356	9.0	49	12
22	<b>Randy Moss</b>	<b>WR</b>	<b>159</b>	<b>2334</b>	<b>14.7</b>	<b>66t</b>	<b>31</b>
23	David Givens	WR	158	2214	14.0	57	12
24	<b>Wes Welker</b>	<b>WR</b>	<b>208</b>	<b>2177</b>	<b>10.5</b>	<b>64</b>	<b>9</b>
25	Sam Cunningham	RB	210	1905	9.1	41	6
26	Reggie Rucker	WR	126	1884	15.0	69t	10
27	Darryl Stingley	WR	110	1883	17.1	68	14
28	Stephen Starring	WR	112	1865	16.7	76t	11
29	Marv Cook	TE	210	1843	8.8	49	11
30	Andy Johnson	RB	161	1807	11.2	53	9
31	Tony Romeo	TE	110	1724	15.7	62	10
32	<b>Benjamin Watson</b>	<b>TE</b>	<b>138</b>	<b>1698</b>	<b>12.3</b>	<b>40</b>	<b>15</b>
33	Greg McMurtry	WR	120	1519	12.7	65t	4
34	Ron Sellers	WR	79	1477	18.7	77	13
35	Don Hasselbeck	TE	99	1444	14.6	51	15
36	Derrick Ramsey	TE	118	1412	12.0	39	14
37	Daniel Graham	TE	120	1393	11.6	48	17
38	Hart Lee Dykes	WR	83	1344	16.2	42	7
39	Lin Dawson	TE	117	1233	10.5	42	8
40	Ron Burton	RB	111	1205	10.9	73t	8
41	Carl Garrett	RB	107	1158	10.8	80t	3
42	Tony Simmons	WR	57	981	17.2	63t	6
43	<b>Jabar Gaffney</b>	<b>WR</b>	<b>80</b>	<b>969</b>	<b>12.1</b>	<b>56t</b>	<b>8</b>
44	Bob Windsor	TE	74	915	12.4	36	6
45	Curtis Martin	RB	117	890	7.6	41	5
46	Kevin Turner	RB	98	856	8.7	32	6
47	Jim Nance	RB	129	844	6.5	45	1
48	Mosi Tatupu	RB	96	843	8.8	41	2
49	David Meggett	RB	104	829	8.0	49t	1
50	Sam Gash	FB	104	826	7.9	30	6
51	Craig James	RB	81	819	10.1	90t	2
52	Christian Fauria	TE	79	790	10.0	33	13
53	Mack Herron	RB	61	789	12.9	29	6
54	John Stephens	RB	100	781	7.8	43	1
55	Reche Caldwell	WR	61	760	12.5	62t	4
56	Donte' Stallworth	WR	46	697	15.2	69t	3
57	Eric Sievers	TE	62	692	11.2	46	0
58	Ray Crittenden	WR	44	672	15.3	44	4
59	Don Calhoun	RB	82	614	7.5	47	2
60	Antowain Smith	RB	64	572	8.9	41t	3

# NEW ENGLAND PATRIOTS 2008 STATS PACK

## ALL-TIME RUSHING LEADERS

PATRIOTS ALL-TIME RUSHING LEADERS (BY YARDS)							PATRIOTS ALL-TIME RUSHING LEADERS (BY TDS)						
Rk	Name	Att	Yards	Avg	LG	TD	Rk	Name	Att	Yards	Avg	LG	TD
1	Sam Cunningham	1,385	5,453	3.9	75t	43	1	Jim Nance	1,323	5,323	4.0	65t	45
2	Jim Nance	1,323	5,323	4.0	65t	45	2	Sam Cunningham	1,385	5,453	3.9	75t	43
3	Tony Collins	1,191	4,647	3.9	54	32	3	Corey Dillon	753	3,180	4.2	50	37
4	Curtis Martin	958	3,799	4.0	70t	32	4	Steve Grogan	443	2,176	4.9	41t	35
5	Don Calhoun	820	3,391	4.1	73	23	5	Tony Collins	1,191	4,647	3.9	54	32
6	John Stephens	891	3,249	3.6	52	17	6	Curtis Martin	958	3,799	4.0	70t	32
7	Corey Dillon	753	3,180	4.2	50	37	7	Don Calhoun	820	3,391	4.1	73	23
8	<b>Kevin Faulk</b>	<b>770</b>	<b>3,124</b>	<b>4.1</b>	<b>45t</b>	<b>14</b>	8	Antowain Smith	721	2,781	3.9	44	21
9	Larry Garron	763	2,981	3.9	85t	14	9	Mosi Tatupu	612	2,415	3.9	55	18
10	Antowain Smith	721	2,781	3.9	44	21	10	John Stephens	891	3,249	3.6	52	17
11	Craig James	585	2,469	4.2	73	11	11	Carl Garrett	537	2,235	4.2	80t	15
12	Leonard Russell	689	2,437	3.5	24	13	12	Babe Parilli	228	949	4.2	33t	15
13	Mosi Tatupu	612	2,415	3.9	55	18	13	Larry Garron	763	2,981	3.9	85t	14
14	Carl Garrett	537	2,235	4.2	80t	15	14	Horace Ivory	329	1,336	4.1	52	14
15	Steve Grogan	443	2,176	4.9	41t	35	15	<b>Kevin Faulk</b>	<b>770</b>	<b>3,124</b>	<b>4.1</b>	<b>45t</b>	<b>14</b>
16	Andy Johnson	491	2,017	4.1	69t	13	16	Leonard Russell	689	2,437	3.5	24	13
17	<b>Laurence Maroney</b>	<b>388</b>	<b>1,673</b>	<b>4.3</b>	<b>59t</b>	<b>12</b>	17	Andy Johnson	491	2,017	4.1	69t	13
18	Ron Burton	429	1,536	3.6	59	9	18	<b>Laurence Maroney</b>	<b>388</b>	<b>1,673</b>	<b>4.3</b>	<b>59t</b>	<b>12</b>
19	Horace Ivory	329	1,336	4.1	52	14	19	Craig James	585	2,469	4.2	73	11
20	Mack Herron	353	1,298	3.7	53	9	20	Ron Burton	429	1,536	3.6	59	9
21	Robert Perryman	369	1,294	3.5	48	9	21	Mack Herron	353	1,298	3.7	53	9
22	Vagas Ferguson	290	1,163	4.0	44	5	22	Robert Perryman	369	1,294	3.5	48	9
23	Robert Edwards	291	1,115	3.8	53	9	23	Robert Edwards	291	1,115	3.8	53	9
24	Jim Crawford	302	1,078	3.6	39t	5	24	Jim Plunkett	159	817	5.1	37	9
25	Josh Ashton	247	950	3.8	35	3	25	<b>Sammy Morris</b>	<b>188</b>	<b>821</b>	<b>4.4</b>	<b>49</b>	<b>9</b>
26	Babe Parilli	228	949	4.2	33t	15	26	Terry Allen	254	896	3.5	22t	8
27	Terry Allen	254	896	3.5	22t	8	27	Marion Butts	243	703	2.9	26	8
28	<b>Sammy Morris</b>	<b>188</b>	<b>821</b>	<b>4.4</b>	<b>49</b>	<b>9</b>	28	Billy Lott	143	573	4.0	38	8
29	Jim Plunkett	159	817	5.1	37	9	29	John Tarver	155	554	3.6	28	7
30	Mark van Eeghen	177	744	4.2	17	2	30	Reggie Dupard	186	571	3.1	49	6
31	Robert Weathers	159	733	4.6	77	4	31	Tony Eason	126	474	3.8	26	6
32	Marion Butts	243	703	2.9	26	8	32	Vagas Ferguson	290	1,163	4.0	44	5
33	Jon Vaughn	144	597	4.1	36	3	33	Jim Crawford	302	1,078	3.6	39t	5
34	Billy Lott	143	573	4.0	38	8	34	<b>Tom Brady</b>	<b>276</b>	<b>533</b>	<b>1.9</b>	<b>22</b>	<b>5</b>
35	Reggie Dupard	186	571	3.1	49	6	35	Michael Cloud	50	177	3.5	42	5
36	John Tarver	155	554	3.6	28	7	36	Harry Crump	49	120	2.5	21	5
37	Drew Bledsoe	270	553	2.0	25	2	37	<b>BenJarvus Green-Ellis</b>	<b>74</b>	<b>275</b>	<b>3.7</b>	<b>15</b>	<b>5</b>
38	<b>Tom Brady</b>	<b>276</b>	<b>533</b>	<b>1.9</b>	<b>22</b>	<b>5</b>	38	Robert Weathers	159	733	4.6	77	4
39	J.R. Redmond	164	527	3.2	20	1	39	Tom Yewcic	72	424	5.9	46	4
40	Patrick Pass	128	526	4.1	31	3	40	Richard Christy	78	363	4.7	48	4
41	Tony Eason	126	474	3.8	26	6	41	Josh Ashton	247	950	3.8	35	3
42	<b>Heath Evans</b>	<b>122</b>	<b>450</b>	<b>3.7</b>	<b>21</b>	<b>2</b>	42	Jon Vaughn	144	597	4.1	36	3
43	J.D. Garrett	116	434	3.7	58	3	43	Patrick Pass	128	526	4.1	31	3
44	David Meggett	120	432	3.6	25	3	44	J.D. Garrett	116	434	3.7	58	3
45	Tom Yewcic	72	424	5.9	46	4	45	David Meggett	120	432	3.6	25	3
46	Al Miller	101	416	4.2	33	1	46	Ike Forte	87	257	3.0	26	3
47	Kevin Turner	96	382	4.0	49	1	47	Matt Cavanaugh	39	190	4.9	22	3
48	Marvin Allen	94	378	4.0	29	2	48	Allan Clark	28	140	5.0	19	3
49	Richard Christy	78	363	4.7	48	4	49	Brian Dowling	7	35	5.0	11	3
50	R.C. Gamble	94	346	3.7	45	1	50	Don Trull	19	35	1.8	10	3
51	Leroy Thompson	102	312	3.1	13	2	51	<b>Matt Cassel</b>	<b>74</b>	<b>242</b>	<b>3.3</b>	<b>19</b>	<b>3</b>
52	Doug Flutie	65	308	5.2	22	1	52	Mark van Eeghen	177	744	4.2	17	2
53	Sam Gash	105	291	2.8	14	2	53	Drew Bledsoe	270	553	2.0	25	2
54	<b>BenJarvus Green-Ellis</b>	<b>74</b>	<b>275</b>	<b>3.7</b>	<b>15</b>	<b>5</b>	54	<b>Heath Evans</b>	<b>122</b>	<b>450</b>	<b>3.7</b>	<b>21</b>	<b>2</b>
55	Ike Forte	87	257	3.0	26	3	55	Marvin Allen	94	378	4.0	29	2
56	Corey Croom	73	252	3.5	22	1	56	Leroy Thompson	102	312	3.1	13	2
57	Darryl Stingley	28	244	8.7	34t	2	57	Sam Gash	105	291	2.8	14	2
58	<b>Matt Cassel</b>	<b>74</b>	<b>242</b>	<b>3.3</b>	<b>19</b>	<b>3</b>	58	Darryl Stingley	28	244	8.7	34t	2
59	Bob Gladioux	65	239	3.7	31	0	59	Donnie Thomas	88	215	2.4	25	2
60	Marc Edwards	82	237	2.9	17	1	60	Jess Phillips	29	191	6.6	46	2

**NEW ENGLAND PATRIOTS 2008 STATS PACK**

**ALL-TIME INTERCEPTION LEADERS**

PATRIOTS ALL-TIME INTERCEPTION LEADERS						
Rk	Name	No	Yards	Avg	LG	TD
1	Ty Law	36	583	16.2	65t	6
2	Raymond Clayborn	36	555	15.4	85	1
3	Ron Hall	29	476	16.4	87	1
4	Fred Marion	29	457	15.8	83	1
5	Roland James	29	383	13.2	46	0
6	Mike Haynes	28	393	14.0	50	1
7	Maurice Hurst	27	263	9.7	36	1
8	Ronnie Lippett	24	420	17.5	73	2
9	Nick Buoniconti	24	223	9.3	41	0
10	Asante Samuel	22	313	14.2	55t	3
11	Don Webb	21	366	17.4	59	2
12	Lawyer Milloy	19	123	6.5	30t	1
13	Ron Bolton	18	116	6.4	56	0
14	Steve Nelson	17	226	13.3	37	0
15	Tim Fox	17	215	12.6	29	0
16	Rick Sanford	16	198	12.4	99t	1
17	Tom Addison	16	103	6.4	17	1
18	Prentice McCray	15	352	23.5	63t	2
19	Ross O'Hanley	15	288	19.2	61	1
20	Chuck Shonta	15	261	17.4	52	0
21	Willie Clay	13	178	13.7	53t	1
22	Dick Felt	12	199	16.6	35	0
23	<b>Tedy Bruschi</b>	<b>12</b>	<b>187</b>	<b>15.6</b>	<b>48t</b>	<b>4</b>
24	<b>Mike Vrabel</b>	<b>11</b>	<b>73</b>	<b>6.6</b>	<b>24t</b>	<b>1</b>
25	Otis Smith	10	278	27.8	78t	2
26	Larry Carwell	10	186	18.6	53t	1
27	Vincent Brown	10	95	9.5	49t	1
28	Bob Howard	10	90	9.0	44t	1
29	Eugene Wilson	10	74	7.4	14	1
30	Leroy Mitchell	10	50	5.0	20	0
31	Phil Philpott	9	91	10.1	23	0
32	Fred Bruney	8	125	15.6	33t	1
33	Tom Hennessey	8	113	14.1	33	0
34	<b>Rodney Harrison</b>	<b>8</b>	<b>16</b>	<b>2.0</b>	<b>12</b>	<b>0</b>
35	<b>Ellis Hobbs</b>	<b>8</b>	<b>94</b>	<b>11.8</b>	<b>70</b>	<b>0</b>
36	Bob Suci	7	277	39.6	98t	2
37	Sam Hunt	7	189	27.0	68t	1
38	Terrell Buckley	7	126	18.0	52t	1
39	Tyrone Poole	7	102	14.6	44	0
40	Johnny Rembert	7	70	10.0	37	0
41	Clyde Washington	7	58	8.3	33	0
42	Jerome Henderson	7	52	7.4	34	0
43	John Charles	6	110	18.3	35t	1
44	Rod McSwain	6	89	14.8	42	0
45	John Sanders	6	75	12.5	23t	1
46	Lawrence McGrew	6	49	8.2	27	0
47	Ricky Reynolds	6	24	4.0	11	0
48	Honor Jackson	5	133	26.6	55	0
49	<b>James Sanders</b>	<b>5</b>	<b>112</b>	<b>22.4</b>	<b>42</b>	<b>1</b>
50	Myron Guyton	5	86	17.2	45	0
51	Daryl Johnson	5	85	17.0	42	0
52	Randall Gay	5	75	15.0	31	0
53	Don Blackmon	5	63	12.6	39	0
54	Mike Hawkins	5	56	11.2	35t	1
55	Rod Shoate	5	50	10.0	42t	1
56	Jimmy Hitchcock	4	118	29.5	100t	1
57	Harlon Barnett	4	91	22.8	40	0
58	Willie McGinest	4	90	22.5	46t	2
59	Larry Whigham	4	81	20.3	60t	1
60	Gino Cappelletti	4	68	17.0	27	0

YARDAGE LEADERS		
Rk	Name	Yards
1	Ty Law	583
2	Raymond Clayborn	555
3	Ron Hall	476
4	Fred Marion	457
5	Ronnie Lippett	420
6	Mike Haynes	393
7	Roland James	383
8	Don Webb	366
9	Prentice McCray	352
10	Asante Samuel	313
11	Ross O'Hanley	288
12	Otis Smith	278
13	Bob Suci	277
14	Maurice Hurst	263
15	Chuck Shonta	261
16	Steve Nelson	226
17	Nick Buoniconti	223
18	Tim Fox	215
19	Dick Felt	199
20	Rick Sanford	198
21	Sam Hunt	189
22	<b>Tedy Bruschi</b>	<b>187</b>
23	Larry Carwell	186
24	Willie Clay	178
25	Honor Jackson	133
26	Terrell Buckley	126
27	Fred Bruney	125
28	Lawyer Milloy	123
29	Jimmy Hitchcock	118
30	Ron Bolton	116
31	Tom Hennessey	113
32	<b>James Sanders</b>	<b>112</b>
33	John Charles	110
34	Tom Addison	103
35	Tyrone Poole	102
36	Art McMahon	99
37	Vincent Brown	95
38	<b>Ellis Hobbs</b>	<b>94</b>
39	Phil Philpott	91
40	Harlon Barnett	91
41	Bob Howard	90
42	Victor Green	90
43	Willie McGinest	90
44	Rod McSwain	89
45	John Outlaw	89
46	Myron Guyton	86
47	Daryl Johnson	85
48	Jim Cheyanski	82
49	Chris Singleton	82
50	Larry Whigham	81
51	Jim Lee	78
52	John Sanders	75
53	Randall Gay	75
54	Eugene Wilson	74
55	<b>Mike Vrabel</b>	<b>73</b>
56	Johnny Rembert	70
57	Jay Cunningham	70
58	Gino Cappelletti	68
59	Terry Ray	66
60	<b>Adalio Thomas</b>	<b>65</b>



**NEW ENGLAND PATRIOTS 2008 STATS PACK**

**ALL-TIME PUNTING LEADERS**

PATRIOTS ALL-TIME PUNTING LEADERS (By Average)								
Rk	Name	No	Yds	Avg	LG	TB	In20	Blk
1	Tom Tupa	215	9602	44.7	73	30	51	1
2	Josh Miller	175	7628	43.6	69	16	53	1
3	Luke Prestridge	44	1884	42.8	89	5	8	0
4	<b>Chris Hanson</b>	<b>84</b>	<b>3580</b>	<b>42.6</b>	<b>70</b>	<b>15</b>	<b>29</b>	<b>1</b>
5	Rich Camarillo	468	19922	42.6	76	60	106	4
6	Mike Saxon	73	3096	42.4	59	7	25	3
7	Lee Johnson	203	8578	42.3	76	22	57	0
8	Bryan Wagner	37	1557	42.1	57	4	13	0
9	Todd Sauerbrun	10	408	40.8	58	0	2	0
10	Bob Scarpitto	34	1382	40.6	87	na	na	2
11	Shawn McCarthy	169	6862	40.6	93	7	35	2
12	Terry Swanson	127	5081	40.0	62	na	na	2
13	Pat O'Neill	110	4355	39.6	67	9	39	0
14	Jeff Feagles	244	9626	39.5	74	18	55	3
15	Tom Janik	243	9516	39.2	na	na	na	1
16	Adam Wagner	14	548	39.1	54	0	0	0
17	Ken Walter	211	8141	38.6	58	14	73	2
18	Tom Yewcic	378	14553	38.5	70	na	na	9
19	Pat Studstill	75	2859	38.1	57	na	na	1
20	Mike Hubach	82	3118	38.0	69	4	14	0
21	Mike Patrick	225	8481	37.7	64	20	25	3
22	Bruce Barnes	100	3738	37.4	53	na	na	0
23	Dave Chapple	26	967	37.2	57	na	na	0
24	Jim Fraser	55	2044	37.2	68	na	na	2
25	Tom Greene	61	2253	36.9	66	na	na	1
26	Eddie Hare	83	3038	36.6	58	11	20	1
27	Brooks Barnard	10	365	36.5	49	1	4	0
28	Babe Parilli	5	180	36.0	45	na	na	0
29	<b>Tom Brady</b>	<b>1</b>	<b>36</b>	<b>36.0</b>	<b>36</b>	<b>0</b>	<b>1</b>	<b>0</b>
30	Jerrel Wilson	54	1921	35.6	57	4	14	0
31	Alan Herline	25	861	34.4	50	4	1	1
32	Ed Wilson	6	194	32.3	49	na	na	1
33	Clyde Washington	17	539	31.7	48	na	na	0
34	Adam Vinatieri	2	60	30.0	33	0	2	0
35	Ken Hartly	9	266	29.6	41	2	0	0
36	Matt Bahr	1	29	29.0	29	1	0	0
37	Jeff White	6	163	27.2	51	na	na	0

PATRIOTS PUNTING LEADERS (Yardage)					
Rk	Name	No	Yds	Avg	LG
1	Rich Camarillo	468	19922	42.6	76
2	Tom Yewcic	378	14553	38.5	70
3	Jeff Feagles	244	9626	39.5	74
4	Tom Tupa	215	9602	44.7	73
5	Tom Janik	243	9516	39.2	na
6	Lee Johnson	203	8578	42.3	76
7	Mike Patrick	225	8481	37.7	64
8	Ken Walter	211	8141	38.6	58
9	Josh Miller	175	7628	43.6	69
10	Shawn McCarthy	169	6862	40.6	93
11	Terry Swanson	127	5081	40.0	62
12	Pat O'Neill	110	4355	39.6	67
13	Bruce Barnes	100	3738	37.4	53
14	<b>Chris Hanson</b>	<b>84</b>	<b>3580</b>	<b>42.6</b>	<b>70</b>
15	Mike Hubach	82	3118	38.0	69
16	Mike Saxon	73	3096	42.4	59
17	Eddie Hare	83	3038	36.6	58
18	Pat Studstill	75	2859	38.1	57
19	Tom Greene	61	2253	36.9	66
20	Jim Fraser	55	2044	37.2	68
21	Jerrel Wilson	54	1921	35.6	57
22	Luke Prestridge	44	1884	42.8	89
23	Bryan Wagner	37	1557	42.1	57
24	Bob Scarpitto	34	1382	40.6	87
25	Dave Chapple	26	967	37.2	57
26	Alan Herline	25	861	34.4	50
27	Adam Wagner	14	548	39.1	54
28	Clyde Washington	17	539	31.7	48
29	Todd Sauerbrun	10	408	40.8	58
30	Brooks Barnard	10	365	36.5	49
31	Ken Hartly	9	266	29.6	41
32	Ed Wilson	6	194	32.3	49
33	Babe Parilli	5	180	36.0	45
34	Jeff White	6	163	27.2	51
35	Adam Vinatieri	2	60	30.0	33
36	Tom Brady	1	36	36.0	36
37	Matt Bahr	1	29	29.0	29

## NEW ENGLAND PATRIOTS 2008 STATS PACK

### THE LAST TIME

(REGULAR SEASON)

#### OVERTIME VICTORY

Patriots 23, Texans 20 at Houston on Nov. 23, 2003

#### OVERTIME LOSS

Jets 34, Patriots 31 at Gillette Stadium, Nov. 13, 2008

#### TIED GAME

Patriots 31, Chargers 31 at San Diego on Oct. 8, 1967

#### SHUTOUTS

Patriots: 35-0 at Green Bay on Nov. 19, 2006

Opponents: 0-21 at Miami on Dec. 10, 2006

#### TOUCHDOWNS SCORED BY OFFENSE, DEFENSE AND SPECIAL TEAMS

Patriots: at Cleveland on Dec. 5, 2004

#### AT LEAST 6 TOUCHDOWNS

Patriots: 6 at Miami on Nov. 23, 2008 (3 rushing, 3 passing)

### GAME OPENING SCORES

#### SCORING A TOUCHDOWN ON OPENING KICKOFF

Patriots: at Cleveland on Dec. 5, 2004 (Bethel Johnson - 93 yards)

#### SCORING A TOUCHDOWN ON FIRST PLAY FROM SCRIMMAGE

Patriots:

Opponents: Buffalo on Sept. 10, 2006 (London Fletcher-Baker 5-yd FR returned for TD)

#### SCORING A TOUCHDOWN ON OPENING DRIVES

Patriots: vs. Pittsburgh on Nov. 30, 2008 (3-14; :45)

Opponents: at New York Giants on Dec. 29, 2007 (7-74; 4:01)

#### SCORING A TOUCHDOWN ON FIRST TWO DRIVES

Patriots: at Buffalo on Nov. 18, 2007 (2-13; 0:34)(6-63; 2:18)

Opponents: Indianapolis on Nov. 5, 2006 (9-68; 4:43)(8-82; 4:29)

### OFFENSIVE TEAM TOTALS

#### 400 TOTAL NET YARDS

Patriots: 530 at Miami on Nov. 23, 2008 (122 rush, 408 pass)

Opponents: 404 at San Diego on Oct. 12, 2008 (98 rush, 306 pass)

#### 500 TOTAL NET YARDS

Patriots: 530 at Miami on Nov. 23, 2008 (122 rush, 408 pass)

Opponents: 525, at Miami on Sept. 4, 1994 (69 rush, 456 pass)

#### 200 NET YARDS RUSHING

Patriots: 257, vs Denver on Oct. 20, 2008

Opponents: 216, vs. Miami on Sept. 21, 2008

#### 300 NET YARDS RUSHING

Patriots: 328, vs. N.Y. Jets on Sept. 18, 1983

Opponents: 306, at Philadelphia on Nov. 4, 1990

#### 300 NET YARDS PASSING

Patriots: 408 at Miami on Nov. 23, 2008

Opponents: 330 at Miami on Nov. 23, 2008

#### 400 NET YARDS PASSING

Patriots: 408 at Miami on Nov. 23, 2008

Opponents: 413, vs. Jacksonville on Sept. 22, 1996

#### NO SACKS ALLOWED

Patriots: at Indianapolis on Nov. 2, 2008

Opponents: at Indianapolis on Nov. 2, 2008

#### NO SACKS ALLOWED BY BOTH TEAMS

Both Teams: at Indianapolis on Nov. 2, 2008

#### NO TURNOVERS - BOTH TEAMS

Both Teams: at New York Jets on Sept. 9, 2007

---

**NEW ENGLAND PATRIOTS 2008 STATS PACK**  
**THE LAST TIME**

---

**INDIVIDUAL OFFENSIVE PERFORMANCES**

**RUSHING**

**100 YARDS RUSHING**

**Patriots:** 105, BenJarvus Green-Ellis vs. Buffalo on Nov. 9, 2008  
**Opponents:** 104, Thomas Jones vs. New York Jets on Nov. 13, 2008

**200 YARDS RUSHING**

**Patriots:** 212, Tony Collins vs. NY Jets on Sept. 18, 1983  
**Opponents:** 217, LaDainian Tomlinson at San Diego on Sept. 29, 2002

**2 RUSHING TOUCHDOWNS**

**Patriots:** 2, Kevin Faulk at San Francisco on Oct. 5, 2008  
**Opponents:** 4, Ronnie Brown vs. Miami on Sept. 21, 2008

**3 OR MORE RUSHING TOUCHDOWNS**

**Patriots:** 3, Corey Dillon vs. Detroit on Dec. 3, 2006  
**Opponents:** 4, Ronnie Brown vs. Miami on Sept. 21, 2008

**RECEIVING**

**10 OR MORE RECEPTIONS**

**Patriots:** 12, Wes Welker at Seattle on Dec. 7, 2008  
**Opponents:** 10, TJ Houshmandzadeh at Cincinnati on Oct. 1, 2007

**100 YARDS RECEIVING**

**Patriots:** 134, Wes Welker at Seattle on Dec. 7, 2008  
**Opponents:** 163, Donnie Avery vs. St. Louis on Oct. 26, 2008

**2 RECEIVING TOUCHDOWNS**

**Patriots:** 3, Randy Moss at Miami on Nov. 23, 2008  
**Opponents:** 2, Plaxico Burress at New York Giants on Dec. 29, 2007

**3 OR MORE RECEIVING TOUCHDOWNS**

**Patriots:** 3, Randy Moss at Miami on Nov. 23, 2008  
**Opponents:** 3, Marvin Harrison vs. Indianapolis on Sept. 19, 1999

**4 OR MORE RECEIVING TOUCHDOWNS**

**Patriots:** 4, Randy Moss at Buffalo on Nov. 18, 2007

**PASSING**

**300-YARD PASSER**

**Patriots:** 415, Matt Cassel at Miami on Nov. 23, 2008  
**Opponents:** 341, Chad Pennington at Miami on Nov. 23, 2008

**400-YARD PASSER**

**Patriots:** 415, Matt Cassel at Miami on Nov. 23, 2008  
**Opponents:** 401, Kurt Warner vs. St. Louis on Nov. 18, 2001

**4 TOUCHDOWN PASSES**

**Patriots:** 4, Tom Brady vs. Pittsburgh on Dec. 9, 2007  
**Opponents:** 4, Eli Manning at New York Giants on Dec. 29, 2007

**5 TOUCHDOWN PASSES**

**Patriots:** 5, Tom Brady at Buffalo on Nov. 18, 2007  
**Opponents:** 5, Dan Marino at Miami on Sept. 4, 1996

## NEW ENGLAND PATRIOTS 2008 STATS PACK

### THE LAST TIME

#### MULTIPLE MILESTONE PERFORMANCES

##### TWO 100-YARD RUSHERS

Patriots: Tony Collins (103) and Mark van Eeghen (100) at Seattle on Dec. 19, 1982  
Opponents: Randall Cunningham (124) and Heath Sherman (113) vs. Philadelphia on Nov. 4, 1990

##### 2 RECEIVERS TO HAVE 10 OR MORE RECEPTIONS

Patriots: Leroy Thompson (11), Michael Timpson (10), Ben Coates (10) vs. Minnesota on 11/13/94  
Opponents: none

##### TWO 100-YARD RECEIVERS

Patriots: Randy Moss (125), Wes Welker (120) at Miami on Nov. 23, 2008  
Opponents: Jericho Cotchery (121), Laveranues Coles (100) at New York Jets on Sept. 17, 2006

##### 100-YARD RUSHER AND 100-YARD RECEIVER

Patriots: BenJarvus Green-Ellis (105 rush) and Wes Welker (107 rec.) vs. Buffalo on Nov. 9, 2008  
Opponents: Joseph Addai (112 rush and 114 rec.) at Indianapolis on Nov. 4, 2007

##### 100-YARD RUSHER, 100-YARD RECEIVER, 300-YARD PASSER

Patriots: Laurence Maroney (103 rush), Randy Moss (115 rec.) and Tom Brady (311 passing) vs. Buffalo on Sept. 23, 2007  
Opponents: E. James (104 rush), Marvin Harrison (128 rec.), Reggie Wayne (124 rec.)  
and Peyton Manning (321 passing) vs. Indianapolis 11/7/05

##### TOUCHDOWN RUSH, TOUCHDOWN RECEPTION, TOUCHDOWN PASS

Patriots: David Patten (29-yd run, 91 and 6-yd rec., 60-yd pass) at Indianapolis on Oct. 21, 2001  
Opponents: none

#### INDIVIDUAL DEFENSIVE PERFORMANCES

##### INTERCEPTION RETURNED FOR A TOUCHDOWN

Patriots: 5 yards, Eugene Wilson (Kellen Clemens) vs. NY Jets on Dec. 16, 2007  
Opponents: 36 yards, Jason Taylor (Matt Cassel) at Miami on Oct. 21, 2007

##### TWO INTERCEPTIONS RETURNED FOR TOUCHDOWNS

Patriots: Otis Smith (76 yards) and Ty Law (46 yards) at Carolina on Jan. 6, 2002

##### AT LEAST TWO INTERCEPTIONS

Patriots: 2, Asante Samuel (AJ Feeley) vs. Philadelphia on Nov. 25, 2007  
Opponents: 2, Cato June vs. Indianapolis on Nov. 5, 2006

##### AT LEAST THREE INTERCEPTIONS

Patriots: 3, Asante Samuel vs. Chicago on Nov. 26, 2006  
Opponents: 3, Greg Wesley at Kansas City on Nov. 27, 2005

##### FUMBLE RECOVERED IN THE END ZONE FOR A TOUCHDOWN

Patriots: Jarvis Green vs. Baltimore on Nov. 28, 2004  
Opponents: Leonard Little at St. Louis on Nov. 7, 2004

##### FUMBLE RETURNED FOR A TOUCHDOWN

Patriots: Ellis Hobbs (35 yards) at Buffalo on Nov. 18, 2007  
Opponents: Jason Hatcher (29 yards) at Dallas on Oct. 14, 2007

##### AT LEAST THREE QUARTERBACK SACKS

Patriots: 3, Mike Vrabel vs. Miami on Dec. 23, 2007  
Opponents: 3, Mike Mamula at Philadelphia on Dec. 19, 1999

##### SAFETY

Patriots: Ty Warren sack of JP Losman vs. Buffalo on Sept. 10, 2006  
Opponents: Tom Brady (sacked) fumble recovered in end zone by Heath Evans (Jared DeVries)  
vs. Detroit on Dec. 3, 2006

## NEW ENGLAND PATRIOTS 2008 STATS PACK

### THE LAST TIME

#### INDIVIDUAL SPECIAL TEAMS PERFORMANCES

##### KICKOFF RETURNED FOR TOUCHDOWN

Patriots: Ellis Hobbs (108 yards) at New York Jets on Sept. 9, 2007

**Opponents: Leon Washington (92 yards) vs New York Jets on Nov. 13, 2008**

##### PUNT RETURNED FOR TOUCHDOWN

Patriots: Troy Brown (68 yards) at Carolina on Jan. 6, 2002

Opponents: Pacman Jones (81 yards) at Tennessee on Dec. 31, 2006

##### BLOCKED PUNT

Patriots: Kelley Washington (Ben Graham) vs. NY Jets on Dec. 16, 2007

Opponents: David Bowens (Chris Hanson) vs. NY Jets on Dec. 16, 2007

##### BLOCKED PUNT RETURNED/RECOVERED FOR A TOUCHDOWN

Patriots: Tedy Bruschi (4 yards) at Baltimore on Oct. 6, 1996

Opponents: David Bowens (Chris Hanson) 26 yards vs. NY Jets on Dec. 16, 2007

##### BLOCKED FIELD GOAL ATTEMPT

Patriots: Richard Seymour (Robbie Gould) 45-yard attempt vs. Chicago on Nov. 26, 2006

Opponents: Domonique Foxworth (Stephen Gostkowski) 37-yard attempt vs. Denver on Sept. 24, 2006

##### MULTIPLE BLOCKED KICKS

Patriots: Chad Eaton at Buffalo on Dec. 17, 2000 (2 Steve Christie FG Attempts)

##### FAKE PUNT

Patriots: vs. Cincinnati on Dec. 12, 2004 (Upback Larry Izzo rush for 0 yds)

##### FAKE FIELD GOAL ATTEMPT

Patriots: vs. St. Louis on Nov. 7, 2004 (Vinatieri TD pass to Troy Brown)

Opponents: vs. Cincinnati on Dec. 12, 2004 (Holder Kyle Larson 19-yd TD run)

##### FAKE PAT ATTEMPT

Patriots: Kansas City on Sept. 22, 2002 (Ken Walter run failed)

##### BLOCKED PAT

Patriots: Tebucky Jones at Miami on Oct. 6, 2002 (Olindo Mare)

Opponents: Tony Brown at Tennessee on Dec. 31, 2006 (Stephen Gostkowski)

##### PAT KICK MISSED (not blocked)

Patriots: Adam Vinatieri vs. Buffalo on Oct. 27, 1996 (wide left)

Opponents: Doug Pelfrey at Cincinnati on Sept. 18, 1994 (wide right)

##### 4 FIELD GOALS IN A GAME

**Patriots: Stephen Gostkowski (4-of-4) vs. New York Jets on September 14, 2008**

Opponents: Lawrence Tynes (4-of-4) at Kansas City on Nov. 27, 2005

##### 5 FIELD GOALS IN A GAME

Patriots: Adam Vinatieri (5-of-5) vs. Buffalo on Nov. 14, 2004

Opponents: Olindo Mare (6-of-6) vs. Miami on Oct. 17, 1999

**Bold Indicates 2008 Entry**