



PATRIOTS CLOSE OUT REGULAR SEASON IN BUFFALO

MEDIA SCHEDULE

TUESDAY, DECEMBER 23

10:00 – 11:30 a.m. Media Check-In (Ticket Window 15)
 11:10 – 11:55 a.m. Open Locker Room
 Approx. 12:55 p.m. Local Media Practice Access

WEDNESDAY, DECEMBER 24

10:00 – 11:30 a.m. Media Check-In (Ticket Window 15)
 10:50 – 11:10 a.m. Coach Belichick Press Conf.
 11:10 – 11:55 a.m. Open Locker Room
 Approx. 12:45 p.m. Local Media Practice Access
Buffalo Bills Conference Calls
 Time TBA Bills Player TBA
 Time TBA Head Coach Dick Jauron

THURSDAY, DECEMBER 25

No Media Availability

FRIDAY, DECEMBER 26

9:45 – 11:00 a.m. Media Check-In (Ticket Window 15)
 10:45 – 11:00 a.m. Coach Belichick Press Conf.
 11:00 – 11:45 a.m. Open Locker Room
 Approx. 11:55 a.m. Local Media Practice Access

2008 PATRIOTS SCHEDULE

Sun., Sept. 7	Kansas City	W	17-10
Sun., Sept. 14 at	N.Y. Jets	W	19-10
Sun., Sept. 21	Miami	L	13-38
Sun., Sept. 28	BYE WEEK		
Sun., Oct. 5 at	San Francisco	W	30-21
Sun., Oct. 12 at	San Diego	L	10-30
Mon., Oct. 20	Denver	W	41-7
Sun., Oct. 26	St. Louis	W	23-16
Sun., Nov. 2 at	Indianapolis	L	15-18
Sun., Nov. 9	Buffalo	W	20-10
Thurs., Nov. 13	N.Y. Jets	L ot	31-34
Sun., Nov. 23 at	Miami	W	48-28
Sun., Nov. 30	Pittsburgh	L	10-33
Sun., Dec. 7 at	Seattle	W	24-21
Sun., Dec. 14 at	Oakland	W	49-26
Sun., Dec. 21	Arizona	W	47-7
Sun., Dec. 28 at	Buffalo	1:00	CBS

PATRIOTS MEDIA WEBSITE

<http://media.patriots.com> is updated for registered users throughout the season with all the latest media information, schedules, rosters and press releases in addition to archived information dating back to 2002. The media site also serves as the team's primary credentialing system for Patriots home games.

AFC EAST STANDINGS

Team	W	L	T	Pct.	PF	PA
NEW ENGLAND	10	5	0	.667	397	309
Miami Dolphins	10	5	0	.667	321	300
New York Jets	9	6	0	.600	388	332
Buffalo Bills	7	8	0	.467	336	329

NEW ENGLAND PATRIOTS (10-5) at BUFFALO BILLS (7-8)

Sunday, December 28, 2008 ★ Ralph Wilson Stadium (73,967) ★ 1:00 p.m. EST

The Patriots will finish the 2008 regular season with a trip to Buffalo to face the Bills. New England enters this week's contest having won three straight games as it closes out the campaign with a playoff push. With a win over the Bills, the Patriots would claim a playoff berth if either the Miami Dolphins or Baltimore Ravens lose later in the day.

PLAYOFF SCENARIOS

The Patriots can qualify for the playoffs on Sunday with a win over the Bills and a loss by either the Miami Dolphins or the Baltimore Ravens. If the Patriots defeat Buffalo in their 1:00 p.m. game and the New York Jets defeat the Dolphins in their 4:15 p.m. matchup, New England would win the AFC East championship for the sixth consecutive season and claim the third seed in the AFC playoffs, hosting a first-round playoff game on Jan. 3 or Jan. 4. If the Patriots don't win the AFC East title, they could still qualify for the playoffs as a wild card team if they beat Buffalo and the Jacksonville Jaguars defeat the Ravens in their 4:15 p.m. matchup. In that scenario, New England would hold the sixth seed in the AFC playoffs and would play a first-round playoff game on the road on Jan. 3 or Jan. 4. Additional Patriots playoff scenarios involving ties are listed below.

Patriots win AFC East title with:

1. NE win and MIA loss or tie OR
2. NE tie and MIA loss

Patriots clinch wild card with:

1. NE win and BAL loss or tie OR
2. NE tie and BAL loss

PATRIOTS IN DECEMBER

Since the beginning of December 2003, the Patriots have compiled a 23-2 (.920) record in the 12th month, achieving the league's best December record over that period. San Diego ranks second with a 20-6 (.769) December record since 2003. New England has won 11 straight December games dating back to 2006, is 3-0 in December 2008 and went undefeated in December in 2001, 2003, 2005 and 2007.

NFL'S TOP DECEMBER RECORDS SINCE 2003

Rk	Team	Record	Rk	Team	Record
1	New England Patriots	23-2	T-4	Pittsburgh Steelers	17-8
2	San Diego Chargers	20-6	T-4	Philadelphia Eagles	17-8
3	Indianapolis Colts	18-7	T-6	Seattle/Carolina	16-9

BROADCAST INFORMATION

TELEVISION: This week's game will be broadcast to a regional audience by CBS. The game can be seen in the Boston area on **WBZ-TV Channel 4**. Greg Gumbel and Dan Dierdorf will call the game.

RADIO: WBCN 104.1 FM is the flagship station for the **Patriots Rock Radio Network**. A complete listing of the network's 36 stations can be found in this press release. Play-by-play broadcaster **Gil Santos** is in his 32nd season as the voice of the Patriots and will call the action along with Patriots Hall of Famer **Gino Cappelletti**. Santos and Cappelletti are celebrating their 25th anniversary season.

MEDIA CONTACTS

PATRIOTS MEDIA RELATIONS OFFICE: 508-384-4203

Stacey JamesVice President of Media Relations.....staceyj@patriots.com.. 508-384-9105
Casey O'Connell ...Director of Media Relations.....caseyo@patriots.com.. 508-326-6870
Jeff CournoyerAsst. Director of Corporate Communications.....jeffco@patriots.com.. 508-549-0492
Scott BarbozaMedia Relations Assistantscottb@patriots.com.. 508-384-9195
Tara BertrandAdministrative Assistant.....tarab@patriots.com.. 508-384-4311



PATRIOTS VS. BILLS

SERIES HISTORY

The Patriots and Bills will close out the regular season with their 98th meeting since the series between the AFC East rivals began in 1960. The Patriots lead the series 56-40, with one tie. The Patriots' 56 wins over the Bills are their highest victory total over any opponent, six more than they own over the New York Jets (49). New England has won 10 straight games in the series and has won 14 of its last 15 games against Buffalo dating back to the 2000 season. The Patriots have swept the season series from the Bills in four straight years and have achieved the feat six of the last seven years. The Patriots have won by an average margin of 21.2 points per game during their current 10-game win streak. The Patriots have had the upper hand when playing the Bills on the road as they own a 26-21-1 record in Buffalo. The Patriots beat the Bills last season at Ralph Wilson Stadium by a 56-10 score. The teams have had many memorable matchups over the years, including a five-game span from 1999 to 2001 where four of the five contests were decided in overtime.



The results of the first 97 games between the Patriots and the Bills can be found on page 275 of the 2008 Patriots Media Guide. Along with the results in the media guide, The Patriots defeated the Bills 20-10 at Gillette Stadium on Nov. 9, 2008.

SERIES TRENDS

Home Record	30-19
Record in Foxborough	24-14
Foxboro Stadium	17-14
Gillette Stadium	7-0
Record in Boston	6-5
Away Record	26-21-1
War Memorial Stadium	7-6-1
Ralph Wilson/Rich Stadium	19-15
Largest Margin of Victory	46 pts (2007)
Largest Margin of Defeat	35 points (1970)
Longest Win Streak	11 games (1982-87)
Bill Belichick vs. Buffalo Bills	15-3 (15-2 with New England)
Dick Jauron vs. New England	1-6 (0-5 with Buffalo)

PATRIOTS – BILLS QUICK HITS

- The Patriots will bid to sweep the season series with the Bills for the fifth straight year, which would tie the franchise record for most consecutive sweeps of a divisional opponent. The Patriots swept Buffalo in five straight seasons from 1983-87.
- The Patriots have recorded 56 wins over the Bills, the most by the Patriots against any one opponent.
- New England has won 10 straight games against Buffalo, tying their second longest series winning streak against an opponent.
- The Patriots have defeated the Bills 14 times in the last 15 games between the teams – a feat never before achieved in franchise history against any opponent.
- The Patriots defense has held the Bills to a touchdown or less in five of the last eight games between the teams.
- Bill Belichick holds a 15-3 career record against Buffalo, including a 15-2 record as head coach of the Patriots.
- The Patriots and Bills have played in 19 games decided by three points or fewer since 1972.
- Since 1993, the two teams have played five overtime games, good for a total of 51:49 of extra time, almost equaling an entire game.

TALE OF THE TAPE

2008 Regular Season	New England	Buffalo
Record	10-5	7-8
Divisional Standings	T-1st	4th
Total Yards Gained	5,606	4,606
Total Offense (Rank)	373.7 (4)	307.1 (25)
Rush Offense	140.7 (7)	112.1 (T-16)
Pass Offense	233.1 (10)	195.0 (20)
Points Per Game	26.5 (3)	22.4 (19)
Touchdowns Scored	42	35
Third Down Conversion Pct.	44.3	38.7
Total Yards Allowed	4,668	4,976
Total Defense (Rank)	311.2 (10)	331.7 (20)
Rush Defense	104.1 (12)	118.5 (19)
Pass Defense	207.1 (15)	213.2 (T-16)
Points Allowed/Game	20.6 (12)	21.9 (18)
Touchdowns Allowed	37	33
Third Down Defense (Pct.)	43.6	37.0
Field Goals Made/Attempted	34/37	30/37
Possession Avg.	32:10	30:12
Sacks Allowed/Yards Lost	47/216	36/249
Sacks Made/Yards	29/226	23/165
Interceptions For/Against	14/11	10/15
Penalties Against/Yards	55/491	68/518
Punts/Avg.	46/43.7	55/44.8
Turnover Differential	Even	-7

SERIES SUCCESS

The Patriots have won 10 straight games against the Bills, which is tied for the second longest regular-season winning streak against an opponent in team history. New England's current 10-game winning streak against Buffalo is the third longest current winning streak against an opponent in the NFL.

PATRIOTS LONGEST SERIES WINNING STREAKS

Win Strk	Opponent	Date Begun	Date Ended
11	Buffalo Bills	01/02/83	12/20/87
10	Buffalo Bills	12/27/03	Active Streak
10	San Diego Chargers	12/02/73	10/14/01
7	New York Jets	09/21/03	11/12/06
7	Indianapolis Colts	10/20/96	09/19/99

LONGEST CURRENT NFL SERIES WINNING STREAKS

Team	Opponent	Win Streak	Last Loss
San Diego	Oakland	12	09/28/03
Pittsburgh	Cleveland	11	10/05/03
New England	Buffalo	10	09/07/03
Buffalo	Cincinnati	9	01/08/89

THE LAST TIME: PATRIOTS 20, BILLS 10

November 9, 2008 ★ Gillette Stadium (Att: 68,756)

	1	2	3	4	Final
Buffalo Bills	0	3	0	7	— 10
New England Patriots	7	3	3	7	— 20

The Patriots improved to 6-3 with a 20-10 victory over Buffalo. New England outgained Buffalo 370-168 and controlled the ball for 37:40 en route to the win. Matt Cassel completed 23-of-34 passes (67.6 percent) for 234 yards, with 10 receptions going to Wes Welker, who totaled a season-high 107 receiving yards. BenJarvus Green-Ellis had 105 rushing yards and a touchdown to pace the Patriots' running game. On defense, Ellis Hobbs and Deltha O'Neal each had interceptions, while Richard Seymour and Ty Warren each had sacks as the Patriots allowed just 168 total net yards – the fewest in nearly two years, dating back to a 120-yard game on Nov. 19, 2006.



PATRIOTS VS. BILLS

PASSING PERFORMANCES

Matt Cassel is slated to start against the Buffalo Bills for the second time in his career. Cassel started against the Bills earlier this season in Week 10 and led the Patriots to a 20-10 win. In that victory, Cassel put the Patriots on the scoreboard first with a 13-yard touchdown run early in the first quarter. Cassel also helped close out the game by leading the Patriots on a 19-play, 92-yard drive in the fourth quarter, chewing up 9:08 of clock time and protecting what was then a 13-3 lead. The drive ended in a 1-yard touchdown by BenJarvus Green-Ellis that made the score 20-3. The drive tied the longest drive in team history (in terms of number of plays).

Matt Cassel vs. Buffalo (1-0)

Date	H/A	A	C	Yd	%	TD	I	Rating	W/L	Score
11/28/07	A	2	2	10	1.00	0	0	87.5	Did Not Start	
11/09/08	H	32	22	234	.688	0	0	89.8	W	20-10
Total		34	24	244	.706	0	0	90.8		1-0

Trent Edwards vs. New England (0-1)

Date	H/A	A	C	Yd	%	TD	I	Rating	W/L	Score
09/23/07	A	20	10	97	.500	0	1	43.1	Did Not Start	
11/09/08	A	23	13	120	.565	1	2	49.2	L	10-20
Total		43	23	217	.535	1	3	46.4		0-1

J.P. Losman vs. New England (0-5)

Date	H/A	A	C	Yd	%	TD	I	Rating	W/L	Score
11/14/04	A	2	1	5	.500	0	1	16.7	Did Not Start	
12/11/05	H	27	10	181	.370	1	3	33.6	L	7-35
09/10/06	A	23	15	164	.652	0	0	86.1	L	17-19
10/22/06	H	25	16	192	.640	0	1	70.8	L	6-28
09/23/07	A	1	1	4	1.00	0	0	83.3	L	7-38
11/28/07	H	26	15	173	.577	1	1	74.7	L	10-56
Career Totals		104	58	719	.558	2	6	59.7		0-5

THIS WEEK IN PATRIOTS HISTORY

Dec. 22-28

Forty-Five Years Ago: Dec. 28, 1963 - With a 26-8 victory over Buffalo, the Patriots win the AFL's Eastern Division title in the league's only season-ending tie-breaker game.

Twenty-Three Years Ago: Dec. 28, 1985 - The Patriots defeated the New York Jets, 26-14, at The Meadowlands (East Rutherford, N.J.) in the AFC wild-card game. With the victory, the Patriots won their first NFL playoff game (the Patriots had an 0-3 NFL playoff record prior to the game).

Fourteen Years Ago: Dec. 24, 1994 - The Patriots defeat the Chicago Bears 13-3, clinching the teams first playoff berth since 1986.

Eleven Years Ago: Dec. 22, 1997 - The Patriots clinched their second consecutive AFC East Division Championship with a 14-12 victory over the Miami Dolphins. It was their first back-to-back division championship in franchise history and their third playoff appearance in four years. With their victory over the Dolphins, the Patriots finished the 1997 season 7-1 against their division opponents, which tied a franchise record set in 1986.

Eleven Years Ago: Dec. 28, 1997 - The Patriots won their third home playoff game in two years when they defeated the Miami Dolphins, 17-3.

Five Years Ago: Dec. 27, 2003 - New England closed out one of the best regular seasons in franchise history with a 31-0 shutout over the Buffalo Bills to finish the season with a 14-2 record, the best mark in the NFL.

Two Years Ago: Dec. 24, 2006 - The Patriots capture their fourth consecutive AFC East title with a 24-21 victory over the Jacksonville Jaguars. Their four straight titles tied the AFC East division record.

CONNECTIONS

- Bills head coach **Dick Jauron** is a native of Swampscott, Mass., and was a three-sport standout at Swampscott High, where he was named one of the top 10 Massachusetts prep athletes of the 20th Century by the *Boston Globe*.
- Patriots head coach **Bill Belichick** was the Detroit Lions' assistant special teams coach from 1976-77, while Bills head coach **Dick Jauron** played safety for Detroit.
- **Dick Jauron** was head coach of the Chicago Bears when linebacker **Rosevelt Colvin** played there from 1999-2002.
- Patriots defensive lineman **Richard Seymour** and Bills defensive lineman **Marcus Stroud** were on the same defensive front at the University of Georgia from 1997-2000. Seymour and Stroud each earned All-Southeastern Conference honors during their senior season (2000).
- Patriots running back **Sammy Morris** was drafted by the Bills in the fifth round (156th selection) of the 2000 NFL Draft. Morris played for the Bills from 2000-03.
- Bills offensive lineman **Melvin Fowler** blocked for **LaMont Jordan** at the University of Maryland, helping him become the Terrapins all-time leading rusher with 4,147 yards.
- Bills offensive line coach **Jim McNally** was the offensive line coach at Boston College from 1975-77.
- Patriots wide receiver **Sam Aiken** was drafted by the Bills in the third round (127th selection) of the 2003 NFL Draft. Aiken played in his first five season with the Bills before signing with the Patriots in March 2008.
- Patriots wide receiver **Randy Moss** was a teammate of Bills defensive tackle **Spencer Johnson** with the Minnesota Vikings in 2004.
- Patriots fullback **Heath Evans** and Bills kicker **Rian Lindell** were teammates with the Seattle Seahawks from 2001-02.
- Patriots tight end **David Thomas** was a teammate of Bills offensive lineman **Derrick Dockery** at the University of Texas in 2002.
- Patriots linebacker **Junior Seau** played at Southern California from 1988-89 while Bills assistant head coach/special teams **Bobby April** was the Trojans' secondary/kicking coach.
- Patriots defensive lineman **Vince Wilfork** and safety **Brandon Meriweater** and Bills wide receiver **Roscoe Parrish** were teammates at the University of Miami. Wilfork and Parrish were on the Hurricanes' National Championship season in 2001.
- Patriots offensive lineman **Russ Hochstein** and Bills defensive end **Chris Kelsay** played together at the University of Nebraska from 1998-2000.
- Patriots running back **LaMont Jordan** and wide receiver **Randy Moss** were teammates with Bills offensive tackle **Langston Walker** with the Oakland Raiders from 2005-06.
- Patriots wide receiver **Kelley Washington** and Bills cornerback **Jabari Greer** were teammates at the University of Tennessee in 2001.
- Bills defensive quality control coach **Adrian White** played for the Patriots in the 1993 season. White played in five games in '93 with four starts.
- Patriots cornerback **Deltha O'Neal** and Bills offensive lineman **Langston Walker** were teammates at the University of California from 1998-99.
- Six current Patriots and Bills played college football at Louisiana State University. They are Patriots running back **Kevin Faulk** (1995-1998), defensive lineman **Jarvis Green** (1998-2001) and linebacker **Eric Alexander** (2000-2003) and Bills tight end **Robert Royal** (1997-2001), wide receiver **Josh Reed** (1998-2001) and defensive tackle **Kyle Williams** (2002-2005).
- Patriots Punter **Chris Hanson** and Bills defensive tackle **Marcus Stroud** were teammates with the Jacksonville Jaguars from 2001-06.



LAST WEEK: PATRIOTS 47, CARDINALS 7

PATRIOTS 47, CARDINALS 7

December 21, 2008 ★ Gillette Stadium (Att: 68,756)

	1	2	3	4	Final
Arizona Cardinals	0	0	0	7	— 7
New England Patriots	14	17	13	3	— 47

The Patriots improved to 10-5 on the season with a 47-7 win over Arizona. New England reached the 10-win mark for the sixth straight season and achieved the feat for the seventh time in the last eight years. The Patriots led the Cardinals 14-0 after one quarter, 31-0 at halftime and 44-0 heading into the fourth quarter. Matt Cassel completed 20-of-36 passes for 345 yards and three touchdowns for a 116.1 passer rating, hitting Wes Welker, Randy Moss and Kevin Faulk with scoring strikes, while Jabar Gaffney led the way with 90 receiving yards. LaMont Jordan ran for two touchdowns, while Ellis Hobbs (interception) and Brandon Meriweather (strip-sack) each registered takeaways for the Patriots defense. The game was played in snowy conditions, and the Patriots improved to 10-0 all-time in snowy games in Foxborough. The game-time temperature was 30 degrees, and New England upped its mark to 17-1 since 1993 when the kickoff temperature is 30 degrees or colder.

Against Arizona, the Patriots defense began the game with a three-and-out and Welker's ensuing 28-yard punt return set the New England offense up at the Arizona 33-yard line, where it promptly marched into the end zone on a 3-yard scoring plunge by Jordan to take a 7-0 lead. Following that, the New England defense again achieved a three-and-out, and the Patriots offense again marched down the field for a score, driving 55 yards in seven plays to take a 14-0 lead on Jordan's second scoring plunge of the quarter. The teams traded punts before the Patriots opened the second-quarter scoring with a 4-play, 50-yard drive that ended in a 15-yard touchdown toss from Cassel to Faulk that gave the Patriots a 21-0 advantage with 12:04 remaining before halftime. New England scored again on its next drive to take a 28-0 lead on an 11-yard strike from Cassel to Welker. Another three-and-out by the Patriots defense set up a Stephen Gostkowski field goal that put the Patriots ahead 31-0 at halftime.

New England again found the end zone on the second half's first play from scrimmage, as Cassel found Moss on a screen pass that Moss ran all the way to the end zone for a 76-yard score and a 38-0 New England lead. Three more field goals upped the Patriots' advantage to 47-0 just seconds into the fourth quarter. Arizona spoiled the Patriots' shutout bid with a 78-yard Larry Fitzgerald touchdown catch with 6:17 left in the game, but New England sent its fans home happy with the second-largest margin of victory in Gillette Stadium history.

JORDAN SCORES TWICE IN FIRST QUARTER

LaMont Jordan scored two rushing touchdowns in the first quarter, powering the Patriots to a 14-0 lead and recording his fourth career game with two or more touchdowns on the ground. Jordan's three previous games with two or more rushing scores all came in 2005 while a member of the Oakland Raiders. He had a career-high three rushing touchdowns on Oct. 23, 2005 for Oakland in a game against Buffalo. Jordan's two touchdowns against Arizona came on back-to-back drives, the Patriots' first two offensive possessions of the game. He scored on a 1-yard plunge with 8:57 left in the first quarter and a 3-yard score with 3:46 left in the first quarter. Jordan also reached the end zone last week at Oakland on a 49-yard run – his first touchdown of the season and the longest rush by a Patriots player this season. His touchdowns against the Cardinals bring his season total to three and his career total to 27. Jordan joined the Patriots as a free agent on July 26.

GOSTKOWSKI SETS FRANCHISE RECORD FOR MOST FIELD GOALS IN A SEASON

Stephen Gostkowski was a perfect four-for-four on field goals despite inclement conditions, and with his third boot of the day set a new Patriots single-season franchise record for most field goals in a season. Gostkowski's third kick of the day was his 33rd field goal of the season, eclipsing Tony Franklin's old team mark of 32, achieved in 1986. Following his four field goals against Arizona, Gostkowski was 34-for-37 (91.9 percent) this season. Gostkowski was named to the 2009 AFC Pro Bowl squad last week, earning his first career Pro Bowl nod.

CASSEL THROWS FOR 345 YARDS, THREE TOUCHDOWNS

Despite inclement conditions, Matt Cassel completed 20-of-36 passes (55.6 percent) for 345 yards and three touchdowns with no interceptions, good for a 116.1 passer rating. The 300-yard passing game was Cassel's third of the year and the third of his career – he previously had 400 yards on Nov. 13 against the N.Y. Jets and had 415 yards at Miami on Nov. 23. The Cardinals game was Cassel's fifth of the season with three or more touchdown passes and came on the heels of a career-high four touchdown game at Oakland on Dec. 14. The Arizona game was Cassel's sixth of the season with a passer rating of 100.0 or better and was his fourth such performance in the last six weeks.

MOSS HAS 76-YARD TOUCHDOWN CATCH; LONGEST CATCH BY A PATRIOT SINCE 2003

Randy Moss gave the Patriots a 38-0 lead on a 76-yard touchdown reception on a screen pass in the third quarter. The 76-yard score was Moss's longest reception as a Patriot and was his longest catch since hauling in a 79-yard (non-scoring) pass while playing for the Oakland Raiders on Oct. 2, 2005 against the Dallas Cowboys. Moss's 76-yard scoring catch was the longest reception (and the longest play from scrimmage) by the Patriots since Oct. 19, 2003, when Troy Brown hauled in an 82-yard touchdown from Tom Brady in overtime to defeat the Miami Dolphins 19-13. **Moss's touchdown was his 11th scoring reception of the season, a total that stands as the third highest single-season total in team history.**

MOSS TIES SIXTH-BEST CAREER TOUCHDOWN TOTAL IN NFL HISTORY

Randy Moss's 76-yard touchdown reception in the third quarter was the 136th touchdown of his career (135 receiving, 1 via punt return), tying him with Marshall Faulk for the sixth-highest career touchdown total in NFL history. Faulk also had 136 career touchdowns (100 rushing, 35 receiving) from 1994-2005. Jerry Rice is the NFL's all-time leader with 208 career touchdowns (197 receiving, 10 rushing, 1 via return).

STREAKS EXTENDED

- The Patriots won their 11th straight game in the month of December, improving to 23-2 in December since 2003.
- The Patriots won their 15th consecutive regular-season game against NFC opposition, finishing their third straight regular-season with a perfect 4-0 record against the NFC. The Patriots have not lost a regular-season game to an NFC team since Sept. 18, 2005 at Carolina.
- The Patriots won their 10th straight game against an NFC West team. The last time the Patriots lost to an NFC West club was on Nov. 18, 2001, when St. Louis claimed a 24-17 win.
- The Cardinals game was the 159th consecutive home sellout for the Patriots, a streak that includes every regular-season game, playoff game and preseason game since the beginning of the 1994 regular season.



LAST WEEK: PATRIOTS 47, CARDINALS 7

HOBBS RECORDS THIRD INTERCEPTION OF SEASON, NINTH OF REGULAR-SEASON CAREER

Ellis Hobbs picked off a Matt Leinart pass at the Patriots' 30-yard line in the fourth quarter, thwarting what looked to be a possible Arizona scoring bid. The interception was Hobbs's third of the season, tying his single-season career high also set as a rookie in 2005. Hobbs's interception was the ninth of his regular-season career – he also has two career playoff picks.

MERIWEATHER STRIP-SACK IS HIS SECOND IN THREE WEEKS

Safety Brandon Meriweather had his second strip-sack in three weeks, coming in on a blitz late in the third quarter, sacking Matt Leinart for a 12-yard loss and forcing him to fumble on the play. Jarvis Green recovered the ball for the Patriots at the Cardinals' 15-yard line, setting up a 30-yard field goal by Stephen Gostkowski that gave the Patriots a 47-0 lead. Meriweather also had a strip-sack in the final minutes of the Patriots' 24-21 victory over Seattle on Dec. 7, coming in on a blitz and sacking Seattle's Seneca Wallace to force a turnover that allowed the Patriots to run out the clock on a tight win. Meriweather, who leads the team with four interceptions this season, now has two career sacks and two career forced fumbles.

FAULK SCORES SIXTH TOUCHDOWN OF SEASON

Kevin Faulk scored on a 15-yard pass play in the second quarter to give the Patriots a 21-0 lead. The touchdown was Faulk's sixth of the season and his third receiving touchdown (he also has scored three times rushing). Faulk's six touchdowns from scrimmage are a new single-season career high. In terms of total touchdowns, Faulk's six scores are the second highest of his career, trailing only his seven touchdowns in 2002 (two rushing, three receiving and two via kickoff returns).

FAULK SETS CAREER HIGH FOR RECEIVING YARDS

Kevin Faulk has set a new single-season career high for receiving yards, passing his old career best of 465 receiving yards in 2000. Following his 15-yard touchdown reception in the second quarter, Faulk had 471 receiving yards this season. His 478 receiving yards this season are the fourth-most by a running back in Patriots history and are the most by a New England running back since Tony Collins set a Patriots running back record with 684 receiving yards in 1986.

WELKER SCORES THIRD TOUCHDOWN OF SEASON

Wes Welker caught his third touchdown pass of the season, an 11-yard strike from Matt Cassel in the second quarter that gave the Patriots a 28-0 lead. Welker, who was named to his first career Pro Bowl last week, is the first player in Patriots history with back-to-back 100-catch seasons and is also the first player in Patriots history with back-to-back 1,000-yard receiving seasons.

PATRIOTS TIE TEAM RECORD FOR MOST 40-POINT GAMES IN A SEASON

The Patriots scored 47 points against Arizona, marking their fourth game this season scoring 40 or more points. New England also broke the 40-point mark against Denver on Oct. 20 (41-7), at Miami on Nov. 23 (48-28) and at Oakland on Dec. 14. New England has equaled the team record for most games scoring 40 or more points, also achieved in 2007. The Patriots have broken the 40-point mark three times in a season on three occasions (1996, 1963, 1961).

PATRIOTS OUTGAIN CARDS BY 328 YARDS

The Patriots outgained Arizona by 328 net yards, recording the second biggest single-game net yardage differential in team history.

SINGLE-GAME NET YARD DIFFERENTIAL

Diff.	NE	Opp.	Game
463	597	134	vs. New York Jets 09/09/1979
328	514	186	vs. Arizona on 12/21/08
311	494	183	at Buffalo on 12/11/2005
304	438	134	vs. Kansas City on 10/11/1998
303	472	169	at Houston on 11/23/2003
303	428	125	vs. Buffalo Bills on 11/14/2004

PATRIOTS POST SIXTH 40-POINT WIN IN TEAM HISTORY

The Patriots' 40-point victory over the Cardinals is the sixth win in team history by 40 points or more and is the fourth-biggest home victory in franchise annals. New England's 47 points scored are the team's second highest home point output in the last 25 years, trailing only last year's 52-point output against Washington on Oct. 28, 2007.

PATRIOTS RECORDS / LARGEST MARGIN OF VICTORY

Date	Opponent	Margin	Score
09/09/79	New York Jets	+53	56-3
11/18/07	at Buffalo	+46	56-10
10/28/07	Washington	+45	52-7
11/01/63	Houston Oilers	+42	45-3
12/17/61	at San Diego	+41	41-0
12/21/08	Arizona	+40	47-7
10/06/74	Baltimore Colts	+39	42-3

WELKER'S LONG RETURN SETS UP PATRIOTS' FIRST TOUCHDOWN

Wes Welker returned an Arizona punt 28 yards to the Cardinals' 33-yard line, allowing the Patriots to begin their first offensive possession in Arizona territory and set up a 33-yard drive that ended in a LaMont Jordan touchdown and a 7-0 Patriots lead. Welker's 28-yard punt return was the second longest of the season by the Patriots, trailing only Welker's 44-yard punt return against Denver on Oct. 20 – a return that was the longest by a Patriot since 2000.

VRABEL TACKLE FINISHES THREE-AND-OUT

Mike Vrabel stopped Arizona running back Tim Hightower behind the line of scrimmage for a three-yard loss on third down on the Cardinals' first possession of the game, finishing off a game-opening three-and-out for the Patriots defense. Wes Welker brought back the ensuing punt 28 yards to the Arizona 33-yard line, setting up a Patriots touchdown drive and a 7-0 lead.

PATRIOTS POST YET ANOTHER 500-YARD GAME

The Patriots had 514 total net yards against the Cardinals, achieving the fifth-highest output of total net yards in team history. The Patriots have broken the 500-yard mark three times so far this season, achieving three of the top six single-game net yardage outputs in the franchise's 49-year history.

PATRIOTS SET THIRD HIGHEST TWO-GAME POINT TOTAL

The Patriots scored 47 points against Arizona and coupled with their 49-point output on Dec. 14 in Oakland have scored 96 points in their last two games. The 96 points over a two-game span mark the third-most prolific two-game span in team history, trailing only two overlapping two-game spans from the Patriots' record-setting 2007 season. New England's 96 points are the most for any NFL team in any two-game span this season, and **the Patriots are the only NFL team this year to have back-to-back 40-point games.**



TEAM NEWS & NOTES

PATRIOTS ARE WINNINGEST PRO SPORTS FRANCHISE SINCE 2001

The Patriots' level of sustained success is unmatched in professional sports over the last eight years. Since the 2001 season, the Patriots have won 75.6 percent of their regular season games (96-31), compiling the highest winning percentage in major American professional sports over that period. New England's winning percentage tops that of the NBA's San Antonio Spurs, who have won at a 71.3 percent clip (427-172). Since 2001, there have been 138 franchises that have fielded teams in the five major American pro sports leagues (NFL, MLB, NBA, NHL and MLS), and the Patriots have won with more frequency than any other team over that period.

HIGHEST WINNING PERCENTAGE IN MAJOR AMERICAN PROFESSIONAL SPORTS, 2001-PRESENT

(Regular Season – Includes National Football League, Major League Baseball, National Basketball Association, National Hockey League and Major League Soccer)
Records updated through games of Sunday, Dec. 21, 2008

Rk Team	Lg	2001-Present				2008-9			2007-8			2006-7			2005-6			2004-5			2003-4				2002-3				2001-2			
		W	L	T	Pct.	W	L	T	W	L	T	W	L	T	W	L	T	W	L	T	W	L	T	O	W	L	T	O	W	L	T	O
1 New England Patriots	NFL	96	31	0	.756	10	5	0	16	0	0	12	4	0	10	6	0	14	2	0	14	2	0	-	9	7	0	-	11	5	0	-
2 San Antonio Spurs	NBA	427	172	-	.713	16	10	-	56	26	-	58	24	-	63	18	-	59	23	-	57	25	-	-	60	22	-	-	58	24	-	-
3 Indianapolis Colts	NFL	90	37	0	.709	11	4	0	13	3	0	12	4	0	14	2	0	12	4	0	12	4	0	-	10	6	0	-	6	10	0	-
4 Dallas Mavericks	NBA	420	180	-	.700	15	11	-	51	31	-	67	15	-	60	22	-	58	24	-	52	30	-	-	60	22	-	-	57	25	-	-
5 Pittsburgh Steelers	NFL	84	42	1	.665	11	4	0	10	6	0	8	8	0	11	5	0	15	1	0	6	10	0	-	10	5	1	-	13	3	0	-
6 Detroit Pistons	NBA	398	201	-	.664	14	11	-	59	23	-	53	29	-	64	18	-	54	28	-	54	28	-	-	50	32	-	-	50	32	-	-
7 Detroit Red Wings	NHL	331	162	31	.661	22	6	4	54	21	7	50	19	13	58	16	8	N/A	48	21	11	2	48	20	10	4	51	17	10	4		
8 Philadelphia Eagles	NFL	80	46	1	.634	8	6	1	8	8	0	10	6	0	6	10	0	13	3	0	12	4	0	-	12	4	0	-	11	5	0	-
9 Los Angeles Lakers	NBA	363	237	-	.605	21	5	-	57	25	-	42	40	-	45	37	-	34	48	-	56	26	-	-	50	32	-	-	58	24	-	-
10 New York Yankees	MLB	775	518	-	.599	89	73	-	94	68	-	97	65	-	95	67	-	101	61	-	101	61	-	-	103	58	-	-	95	65	-	-
11 Houston Dynamo	MLS	39	21	32	.598	13	5	12	15	8	7	11	8	13	N/A	N/A	N/A	N/A	N/A	N/A	N/A	N/A	N/A	N/A	N/A	N/A	N/A	N/A	N/A	N/A	N/A	
12 Phoenix Suns	NBA	357	244	-	.594	16	11	-	55	27	-	61	21	-	54	28	-	62	20	-	29	53	-	-	44	38	-	-	36	46	-	-
13 Green Bay Packers	NFL	74	52	0	.587	5	9	0	13	3	0	8	8	0	4	12	0	10	6	0	10	6	0	-	12	4	0	-	12	4	0	-
14 New Jersey Devils	NHL	290	202	31	.584	19	9	3	46	29	7	49	24	9	46	27	9	N/A	43	25	12	2	46	20	10	6	41	28	9	4		
15 Denver Broncos	NFL	74	53	0	.583	8	7	0	7	9	0	9	7	0	13	3	0	10	6	0	10	6	0	-	9	7	0	-	8	8	0	-
16 Dallas Stars	NHL	284	199	41	.581	13	14	5	45	30	7	50	25	7	53	23	6	N/A	41	26	13	2	46	17	15	4	36	28	13	5		
17 Ottawa Senators	NHL	289	207	27	.578	12	14	5	43	31	8	48	25	9	52	21	9	N/A	43	23	10	6	52	21	8	1	39	27	9	7		
18 Sacramento Kings	NBA	347	255	-	.576	7	21	-	38	44	-	33	49	-	44	38	-	50	32	-	55	27	-	-	59	23	-	-	61	21	-	-
19 Boston Red Sox	MLB	740	555	-	.571	95	67	-	96	66	-	86	76	-	95	67	-	98	64	-	95	67	-	-	93	69	-	-	82	79	-	-
20 San Jose Sharks	NHL	285	211	29	.570	26	4	3	49	23	10	51	26	5	44	27	11	N/A	43	21	12	6	28	37	9	8	44	27	8	3		

NOTES: This analysis uses NFL rules when calculating winning percentage, counting ties as a half-win and a half-loss. For NHL teams, overtime losses are counted the same as regular losses in their winning percentage. For NHL teams, the "T" column represents overtime losses from 2005-present. For NHL teams, the "O" column represents overtime losses from 2001-04 and the "T" column represents ties from 2001-4 (the NHL abolished ties in 2005-6 and instituted a shootout system).

HIGHEST WINNING PERCENTAGE AMONG BOSTON-AREA MAJOR PROFESSIONAL SPORTS TEAMS, 2001-PRESENT

(Rankings listed below are each team's overall ranking among the 138 major American pro sports teams) Records updated through Sunday, Dec. 21, 2008

Rk Team	Lg	2001-Present				2008-9			2007-8			2006-7			2005-6			2004-5			2003-4			2002-3			2001-2					
		W	L	T	Pct.	W	L	T	W	L	T	W	L	T	W	L	T	W	L	T	O	W	L	T	O	W	L	T	O			
1 New England Patriots	NFL	96	31	0	.756	10	5	0	16	0	0	12	4	0	10	6	0	14	2	0	14	2	0	-	9	7	0	-	11	5	0	-
19 Boston Red Sox	MLB	740	555	-	.571	95	67	-	96	66	-	86	76	-	95	67	-	98	64	-	95	67	-	-	93	69	-	-	82	79	-	-
37 Boston Celtics	NBA	323	279	-	.537	26	2	-	66	16	-	24	58	-	33	49	-	45	37	-	36	46	-	-	44	38	-	-	49	33	-	-
46 New England Revolution	MLS	94	84	61	.521	12	11	7	14	8	8	12	8	12	17	7	8	8	13	9	12	9	9	-	12	14	2	-	7	14	6	-
62 Boston Bruins	NHL	249	244	32	.505	24	5	4	41	29	12	35	41	6	29	37	16	N/A	41	19	15	7	36	31	11	4	43	24	6	9		

GIVING THANKS

One of the hallmarks of the Patriots' success over the last five seasons has been saving their best football for the end of the season. Since 2001, the Patriots are 51-10 (.836) in games on Thanksgiving Day or later, a mark that is the best in the NFL.

PATRIOTS BEFORE AND AFTER THANKSGIVING SINCE 2001

Season	Pre-T'giving	Post-T'giving	Overall
2001	5-5 (.500)	9-0 (1.000)	14-5*
2002	6-5 (.545)	3-2 (.600)^	9-7
2003	9-2 (.818)	8-0 (1.000)	17-2*
2004	9-1 (.900)	8-1 (.889)	17-2*
2005	6-4 (.600)	5-3 (.625)	11-7*
2006	7-3 (.700)	7-2 (.778)	14-5*
2007	10-0 (1.000)	8-1 (.889)	18-1*
2008	7-4 (.636)	3-1 (.750)	10-5
Totals	59-24 (.711)	51-10 (.836)	110-34

*-Includes Playoffs ^-Includes a game played on Thanksgiving Day

RECORDS ON OR AFTER THANKSGIVING SINCE 2001

(Includes Regular-Season and Playoff Games)

Team	W	L	T	Pct.
New England Patriots	51	10	0	.836
Pittsburgh Steelers	39	17	0	.696
Philadelphia Eagles	37	20	0	.640
Indianapolis Colts	36	21	0	.632

PLAYOFF PERFORMERS

The Patriots are the only team in the NFL to have won at least one playoff game in each of the last five seasons (2003-07).

CURRENT STREAKS OF CONSEC. SEASONS W/ PLAYOFF WIN

New England Patriots	5
Seattle Seahawks	3
Four Teams	1

MOST CONSEC. SEASONS W/ PLAYOFF WIN IN NFL HISTORY

Team	Seasons	Years
Dallas Cowboys	6	1991-95
New England Patriots	5	2003-07
Philadelphia Eagles	5	2000-04
Green Bay Packers	5	1993-97
Oakland Raiders	5	1973-77

ANNUAL ACHIEVEMENTS

The Patriots are the only team in the NFL to have recorded nine or more wins in each of the last eight seasons, including 2008.

MOST SEASONS OF 9+ WINS SINCE 2001

New England	8	Denver	5
Indianapolis	7	Dallas	5
Pittsburgh	6	Tennessee	4
Philadelphia	5	N.Y. Giants	4
Seattle	5	Baltimore	4
Green Bay	5		

NOTE: Includes 2008 Season



TEAM NEWS & NOTES

PATRIOTS HAVE MOST WINS IN ANY 100-GAME STRETCH IN NFL HISTORY

Over a 100-game span from Sept. 14, 2003 to Oct. 26, 2008, the Patriots compiled an 82-18 (.820) record, achieving **the most successful 100-game stretch for any NFL team since the league was founded in 1920**. According to the Elias Sports Bureau, the Patriots' record of 82 wins over a 100-game stretch topped the previous NFL record of 79 wins over a 100-game period, achieved at various times by three franchises – the Green Bay Packers, San Francisco 49ers and Pittsburgh Steelers. The Patriots' stretch of 82 wins in 100 games from 2003-08 included NFL-record winning streaks of 21 straight overall games from 2003-04 (including regular season and playoffs) and 21 straight regular-season victories from 2006-08.

HOLDING THE LEAD

The Patriots have won 41 straight regular-season games when leading at halftime, setting a post-merger NFL record. The Patriots have won 72 of their last 73 games when leading at halftime, a streak that dates back to 2001. Additionally, the Patriots have won 40 straight regular-season games in which they have led entering the fourth quarter, tying their own post-merger NFL record. The Patriots have won 78 of their last 79 games in which they have led entering the fourth quarter.

CONSECUTIVE WINS/ LEADING AT HALF (SINCE 1970)

41.....	New England	2004-08
31.....	New England	2001-04
30.....	Denver	1996-98
29.....	Pittsburgh	1992-96
28.....	Miami	1971-74

CONSECUTIVE WINS/ LEADING ENTERING 4TH QTR (SINCE 1970)

40.....	New England	2004-08
38.....	New England	2001-04
36.....	San Diego	1992-96
36.....	Pittsburgh	1972-75
33.....	Denver	1996-98

DOMINATING DEFENSE

Since the beginning of the 2003 season, the Patriots have allowed an average of 17.60 points per game (including playoffs), a mark that ranks third in the NFL over that span, just two-hundredths of a point behind the league-leading Baltimore Ravens. In regular-season play only, the Patriots' 17.43 points per game allowed since 2003 ranks second in the NFL.

FEWEST PPG ALLOWED 2003-PRESENT

2003-08 TOTALS				R. Season 03-08			Playoffs 03-07		
Team	GP	Pts	PPG	GP	Pts	PPG	GP	Pts	PPG
BAL	97	1705	17.58	95	1670	17.58	2	35	17.50
PIT	102	1794	17.59	95	1643	17.29	7	151	21.57
NE	109	1918	17.60	95	1656	17.43	14	262	18.71
TB	97	1798	18.54	95	1757	18.49	2	41	20.50
CHI	99	1897	19.16	95	1801	18.96	4	96	24.00

SNAPSHOTS OF SUCCESS

The Patriots are in the midst of one of the most prosperous periods for any team in NFL history. Their run of success began with a 29-26 overtime victory against the San Diego Chargers on Oct. 14, 2001, sparking a streak of 109 wins in the Patriots' last 140 games, including the playoffs.

PATRIOTS SUCCESS STREAKS (Including Postseason)

- 4 wins in last 5 games dating to Nov. 23, 2008 (4-1, .800)
- 7 wins in last 10 games, dating to Oct. 20, 2008 (7-3, .700)
- 28 wins in last 34 games, dating to Sept. 9, 2007 (28-6, .824)
- 42 wins in last 53 games, dating to Sept. 10, 2006 (42-11, .792)
- 49 wins in last 63 games, dating to Nov. 13, 2005 (49-14, .778)
- 64 wins in last 83 games, dating to Nov. 7, 2004 (64-19, .771)
- 85 wins in last 105 games, dating to Oct. 5, 2003 (85-20, .810)
- 93 wins in last 118 games, dating to Nov. 3, 2002 (93-25, .788)
- 109 wins in last 140 games, dating to Oct. 14, 2001 (109-31, .779)

DIVISIONAL DOMINANCE

The New England Patriots own a 38-11 (.776) record in regular season AFC East games since the beginning of the 2001 season, compiling the best intra-division record of any team in the NFL over the last seven-plus seasons.

NFL'S TOP DIVISIONAL RECORDS SINCE 2001

Team	W	L	T	Pct.
New England Patriots	38	11	0	.776
Pittsburgh Steelers	38	13	0	.745
Indianapolis Colts	34	15	0	.694
Green Bay Packers	33	16	0	.673
Seattle Seahawks	32	17	0	.653
Philadelphia Eagles	30	19	0	.612
Denver Broncos	29	20	0	.592
New York Giants	28	22	0	.560
Minnesota Vikings	28	22	0	.560
Chicago Bears	28	22	0	.560
San Diego Chargers	27	22	0	.551
Tennessee Titans	28	23	0	.549
Baltimore Ravens	28	24	0	.538
Kansas City Chiefs	26	24	0	.520
San Francisco 49ers	26	24	0	.520

AFC EAST DIVISIONAL RECORDS SINCE 2001

Team	W	L	T	Pct.	Div. Titles	Years
New England	38	11	0	.776	5	2001, 2003-07
New York Jets	25	24	0	.510	1	2002
Miami	19	30	0	.388	0	---
Buffalo	17	32	0	.347	0	---

NOTES: The Indianapolis Colts were members of the AFC East in 2001 and compiled a 3-5 divisional record that season. In 2002, the Patriots and Jets both finished with a 9-7 overall record and a 4-2 divisional record, but the Jets claimed the division title by virtue of having a better record against common opponents.

TITLE TOWN

The Patriots have won five straight AFC East titles heading into this season, setting the all-time record for consecutive titles in that division. New England's five straight AFC East crowns tops the four straight division titles by the Buffalo Bills from 1988-91 and by the Miami Dolphins on two occasions. The Patriots have won six of the last seven division crowns. The Patriots have won eight division titles in the 14 seasons since Robert Kraft bought the team in 1994.

MOST CONSECUTIVE AFC EAST TITLES

Team	Streak	Years
New England Patriots	5	2003-07
Buffalo Bills	4	1988-91
Miami Dolphins	4	1981, 1983-85*
Miami Dolphins	4	1971-74
Baltimore Colts	3	1975-77
Buffalo Bills	3	1964-66@
Houston Oilers	3	1960-62@

*-Due to 1982 strike, the NFL played just a 9-game season and the standings were not divided into divisions that season. @-AFL Eastern Division

CURRENT STREAKS OF CONSECUTIVE DIVISION TITLES

New England Patriots	5
Indianapolis Colts	5
Seattle Seahawks	4

MOST CONSECUTIVE DIVISION TITLES/NFL HISTORY

Team	Division	Titles	Years
Los Angeles Rams	NFC West	7	1973-79
Pittsburgh Steelers	AFC Central	6	1974-79
Minnesota Vikings	NFC Central	6	1973-78
Dallas Cowboys	NFL Capitol/NFC East	6	1966-71
Cleveland Browns	American/Eastern Conf.	6	1950-55
New England Patriots	AFC East	5	2003-07
Indianapolis Colts	AFC South	5	2003-07
Dallas Cowboys	NFC East	5	1992-96
San Francisco 49ers	NFC West	5	1986-90
Chicago Bears	NFC Central	5	1984-88
Oakland Raiders	AFC West	5	1972-76



ROBERT KRAFT NEWS & NOTES

Since Robert Kraft purchased the team in 1994, the Patriots have experienced one of the most dramatic turnarounds in the history of sports. In nearly 15 seasons of ownership, Kraft has transformed one of the league's least successful clubs into what many observers view as a model NFL franchise. In the five seasons immediately preceding his purchase (1989-93), the Patriots were a moribund team, winning just 19 of 80 games (.311 pct.) and recording the worst record in the NFL over that span. When he bought the franchise on Jan. 21, 1994, Kraft announced his intention to bring a championship to New England, a tall order considering the team's previous success rate. But under Kraft's leadership, the Patriots have won eight division titles, five conference crowns and three Super Bowl championships. The Patriots have made five Super Bowl appearances since Kraft purchased the team, a period during which no other NFL franchise has earned more than two berths.



	Pre-Kraft 1960-93	1989-93	Kraft Era 1994-08
Overall Record	225-276-9	19-61	172-91
Winning Pct.	.450	.311	.654
Super Bowl Titles	0	0	3
Conference Titles	1	0	5
Division Titles	3	0	8
Playoff Seasons	5	0	10
Playoff Record	4-6	--	17-7
Home Playoff Games	1	0	11
Home Playoff Record	0-1	--	11-0

A CHAMPIONSHIP TRADITION

The Patriots and the San Antonio Spurs are the only teams from the four major professional sports leagues to have won three titles since 2001. Since 1994, the Patriots trail only the New York Yankees and San Antonio Spurs in having won three titles in the period since Robert Kraft purchased the team.

MULTIPLE LEAGUE CHAMPIONSHIPS SINCE 2001

Team	League	Titles
New England Patriots	NFL	3
San Antonio Spurs	NBA	3
Boston Red Sox	MLB	2
Los Angeles Lakers	NBA	2

LEAGUE CHAMPIONSHIPS SINCE 1994

Team	League	Titles
New York Yankees	MLB	4
San Antonio Spurs	NBA	4
Detroit Red Wings	NHL	4
New England Patriots	NFL	3
Los Angeles Lakers	NBA	3
Chicago Bulls	NBA	3
New Jersey Devils	NHL	3

CHAMPIONSHIP GAME/SERIES APPEARANCES SINCE 1994

Team	League	Appearances
New York Yankees	MLB	6
New England Patriots	NFL	5
Los Angeles Lakers	NBA	5
Detroit Red Wings	NHL	5
San Antonio Spurs	NBA	4
New Jersey Devils	NHL	4

SELLOUT STREAK

In the early 1990s, the Patriots seemed destined for relocation until Robert Kraft's purchase of the team rejuvenated local interest. In 1991, the season ticket base was just 17,635, barely enough to support the club. Now, the season-ticket base stands at a capped total of 61,759 and more than 50,000 fans are on a waiting list. The Patriots have sold out 159 consecutive home games (dating back to the 1994 regular-season opener).

SUCCESS STORY

Since Robert Kraft purchased the team in 1994, the Patriots have been one of the NFL's elite franchises. Over the first 14-plus years of Kraft's ownership, the Patriots own the NFL's highest win total, the league's highest winning percentage and have won more Super Bowl titles, more conference championships and more playoff games than any other NFL team.

SINCE ROBERT KRAFT PURCHASED THE TEAM IN 1994...

TOTAL VICTORIES SINCE 1994 (Incl. Postseason)

New England Patriots	172
Pittsburgh Steelers	162
Green Bay Packers	159
Indianapolis Colts	154
Denver Broncos	153
Philadelphia Eagles	141

WINNING PERCENTAGE SINCE 1994 (Incl. Postseason)

Team	W	L	T	Pct.
New England Patriots	172	91	0	.654
Pittsburgh Steelers	162	96	1	.627
Green Bay Packers	159	100	0	.614
Denver Broncos	153	99	0	.607
Indianapolis Colts	154	103	0	.599
Philadelphia Eagles	141	113	2	.555
Minnesota Vikings	137	114	0	.546
Tennessee Titans/Houston Oilers	134	115	0	.538
Dallas Cowboys	134	117	0	.534

SUPER BOWL CHAMPIONSHIPS SINCE 1994

New England Patriots	3
Denver Broncos	2
9 Teams	1

CONFERENCE CHAMPIONSHIPS SINCE 1994

New England Patriots	5
Denver Broncos	2
Green Bay Packers	2
Pittsburgh Steelers	2
St. Louis Rams	2
15 Teams	1

PLAYOFF VICTORIES SINCE 1994

New England Patriots	17
Pittsburgh Steelers	12
Green Bay Packers	11
Indianapolis Colts	9
Philadelphia Eagles	9

PLAYOFF GAMES PLAYED SINCE 1994

New England Patriots	24
Green Bay Packers	20
Pittsburgh Steelers	20
Indianapolis Colts	18
Philadelphia Eagles	17
Denver Broncos	13
San Francisco 49ers	13

PLAYOFF SEASONS SINCE 1994

New England Patriots	10
Green Bay Packers	10
Indianapolis Colts	10
Dallas Cowboys	8
Pittsburgh Steelers	8
Philadelphia Eagles	8

PLAYOFF WINNING PERCENTAGE SINCE 1994

Team	W	L	Pct.
New England Patriots	17	7	.708
Carolina Panthers	6	3	.667
Baltimore Ravens	5	3	.625
Denver Broncos	8	5	.615
Pittsburgh Steelers	12	8	.600

SINCE ROBERT KRAFT PURCHASED THE TEAM IN 1994...

SINCE ROBERT KRAFT PURCHASED THE TEAM IN 1994...



BILL BELICHICK NEWS & NOTES

THE HEAD COACH

Overall Record: 152-90 (.628)
Regular Season: 137-86 (.614)
Postseason: 15-4 (.789)
With Patriots overall: 115-45 (.719)
Overall since 2001: 110-34 (.764)
Super Bowl Titles: 5 (86, 90, 01, 03, 04)
Conf. Titles: 7 (86, 90, 96, 01, 03, 04, 07)
Division Titles: 13 (75, 78, 86, 89, 90, 96, 98, 01, 03, 04, 05, 06, 07)



Bill Belichick is the only head coach in NFL history to win three Super Bowl titles in a four-year span. **Over a 100-game span from 2003-08, Belichick directed the team to an 82-18 record, marking the best 100-game span for any team in NFL history.** In the 2007 season, Belichick led the Patriots to the fourth undefeated and untied regular season in the NFL's 88-year history and the first since the NFL established a 16-game schedule in 1978. He has led the Patriots to the Super Bowl four times in the last seven seasons and has produced five straight AFC East titles and six division championships in the last seven seasons. Belichick's Patriots teams own the all-time NFL records for consecutive total victories (21 from 2003-04), consecutive regular-season victories (21 from 2006-08) and consecutive playoff victories (10 from 2001-05). Belichick owns the second best postseason record in NFL history (15-4) and is the winningest NFL head coach since 2001 (110-34). From 2003-04, he directed the Patriots to back-to-back Super Bowl titles while posting consecutive 17-win campaigns. Belichick has spent more seasons in the league than any other current NFL head coach, and in that time has been a part of five Super Bowl championship teams. His overall record of 115-45 with the Patriots gives him the most victories and the best winning percentage of any head coach in franchise history.

ELITE COMPANY

Bill Belichick is one of nine NFL head coaches to win three or more championships since the league began postseason play in 1933. With the Patriots' victory in Super Bowl XXXIX, Belichick joined an exclusive club in which each of the eight other members has been enshrined in the Pro Football Hall of Fame.

HEAD COACHES WITH THREE OR MORE NFL TITLES

(Listed alphabetically)

Head Coach	Championship Team(s)
Bill Belichick	New England Patriots
Paul Brown	Cleveland Browns
Weeb Ewbank	Baltimore Colts, New York Jets
Joe Gibbs	Washington Redskins
George Halas	Chicago Bears
Earl (Curly) Lambeau	Green Bay Packers
Vince Lombardi	Green Bay Packers
Chuck Noll	Pittsburgh Steelers
Bill Walsh	San Francisco 49ers

BELICHICK'S PATRIOTS RENAISSANCE

Any successful project requires a sound plan, and once head coach Bill Belichick implemented his design on the Patriots, his approach has given him the best record of any NFL head coach who has coached at least one game since 2001.

NFL COACHES' RECORDS SINCE 2001

Coach	Team	W	L	T	Pct.
Bill Belichick	NE	110	34	0	.764
Tony Dungy	TB/IND	100	40	0	.714
Wade Phillips	ATL/DAL	24	11	0	.686
Tony Sparano	MIA	10	5	0	.667
Mike Smith	ATL	10	5	0	.667
John Harbaugh	BLT	10	5	0	.667
Bill Cowher	PIT	70	35	1	.665
Mike Tomlin	PIT	21	11	0	.656
Andy Reid	PHI	87	51	1	.629

NOTE: Records include playoff games

BELICHICK WINS 100th REGULAR-SEASON GAME WITH PATRIOTS

The Patriots' victory over Oakland on Dec. 14 was Bill Belichick's 100th regular-season victory as Patriots head coach. His 100th victory came in his 142nd regular-season game as head coach, and only three NFL coaches have won their 100th game with a team in fewer tries – Oakland's John Madden (136 games), Miami's Don Shula (137) and Cleveland's Paul Brown (138).

AMONG THE GREATS

Coach Belichick has recorded 152 career wins and is one of 17 coaches in NFL history to win 150 or more games. Belichick owns a career winning percentage of .628, placing fourth in NFL history among all NFL coaches with at least 150 career victories. Belichick trails only George Halas (.671), Don Shula (.665) and Joe Gibbs (.629) on that list.

TOP WINNING PERCENTAGE AMONG HEAD COACHES WITH AT LEAST 150 WINS (INCL. POSTSEASON)

Head Coach	Team(s)	Years	W	L	T	Pct.
George Halas	CHI	1920-29,33-41,46-55,58-67	324	151	31	.671
Don Shula	BAL/MIA	1963-95	347	173	6	.665
Joe Gibbs	WAS	1981-92,04-07	171	101	0	.629
Bill Belichick	CLV/NE	1991-95,00-08	152	90	0	.628
Curly Lambeau	GB/CHC/WAS	1921-53	229	134	22	.623

NOTE: Winning percentage calculated using current NFL rules, counting a tie as a half-win, half-loss.

SUPER SUCCESS

Bill Belichick is one of just four head coaches to win three Super Bowl championships. Belichick is the only coach to win three Super Bowls in the post-1993 salary cap era.

MOST SUPER BOWL VICTORIES

Head Coach	Team	Titles	Seasons
Chuck Noll	PIT	4	1974, 1975, 1978, 1979
Bill Belichick	NE	3	2001, 2003, 2004
Joe Gibbs	WAS	3	1982, 1987, 1991
Bill Walsh	SF	3	1981, 1984, 1988

NOTE: Sorted by most recent championship. Super Bowls have determined NFL champion since 1966.

PLAYOFF SUCCESS

Coach Belichick has won 15 career playoff games, a total that is the fifth-highest by a head coach in NFL history.

MOST PLAYOFF WINS BY AN NFL HEAD COACH

Coach	Team(s)	Wins
Tom Landry	Dallas Cowboys	20
Don Shula	Baltimore Colts, Miami Dolphins	19
Joe Gibbs	Washington Redskins	17
Chuck Noll	Pittsburgh Steelers	16
Bill Belichick	Cleveland Browns, New England Patriots	15

POSTSEASON PROWESS

Bill Belichick is the second winningest head coach in NFL playoff history, trailing only the legendary Vince Lombardi, whose name is emblazoned on the Super Bowl trophy.

BEST POSTSEASON RECORDS IN NFL HISTORY

Head Coach	Team(s)	W	L	Pct.
Vince Lombardi	GB/WAS	9	1	.900
Bill Belichick	CLE/NE	15	4	.789
Joe Gibbs	WAS	17	7	.709

TOPS IN TEAM HISTORY

Bill Belichick is the most successful head coach in Patriots history. He has recorded more wins (115) and a higher winning percentage (.719) than any of the 13 previous head coaches.

WINNINGEST HEAD COACHES IN PATRIOTS HISTORY

Coach	Years	Career Winning Pct.	Overall W-L-T	Playoff W-L
Bill Belichick	2000-08	.719	115-45-0	14-3
Raymond Berry	1984-89	.554	51-41-0	3-2
Pete Carroll	1997-99	.549	28-23-0	1-2
Ron Meyer	1982-84	.529	18-16-0	0-1



2008 SEASON NEWS & NOTES

2008 HONORS AND AWARDS

QB Matt Cassel

- AFC Offensive Player of the Week (Wk. 7 vs. Denver)
- AFC Offensive Player of the Week (Wk. 12 at Miami)
- Peter King's Monday Morning Quarterback Co-Offensive Player of the Week (Wk. 2 at N.Y. Jets; Wk. 12 at Miami)

K Stephen Gostkowski

- **AFC Pro Bowl Squad**
- AFC Special Teams Player of the Month (October)
- Peter King's Monday Morning Quarterback Special Teams Player of the Week (Wk. 5 at San Francisco)

KR Ellis Hobbs

- AFC Special Teams Player of the Week (Wk. 15 at Oakland)
- USA Today's Midseason All-Pro Team

C Dan Koppen

- *Dallas Morning News*' Midseason All-Pro Team

LB Jerod Mayo

- NFL Defensive Rookie of the Month (October)
- Midseason Defensive Rookie of the Year – SI.com's Don Banks
- Midseason Defensive Rookie of Year – CBSSports.com's Pete Prisco
- Midseason Defensive Rookie of the Year – MSNBC.com's Tom Curran

S Brandon Meriweather

- Peter King's Monday Morning Quarterback Co-Defensive Player of the Week (Wk. 14 at Seattle)

WR Wes Welker

- **AFC Pro Bowl Squad**

Offensive Coordinator/QBs Josh McDaniels

- Peter King's Monday Morning QB Coach of the Week (Wk. 12 at Miami)

PATRIOTS ARE LEAST-PENALIZED TEAM IN 2008

The Patriots have been flagged for 55 accepted penalties in 2008 – the fewest of any NFL team this season. New England has had 70 penalties called against it (15 have been declined or have offset), a figure that also is the lowest in the league. On Oct. 26 against St. Louis, the Patriots were not flagged for any accepted penalties, marking the first penalty-free game in the franchise's 731-game history. On Dec. 7 at Seattle, the Patriots were called for just one penalty. The Patriots are on pace to be called for just 59 accepted penalties this season. The Seattle Seahawks had 59 accepted penalties last season – the fewest in the NFL since the league adopted the 16-game schedule in 1978. The Patriots record for fewest penalties in a 16-game season is 63, established in 1989.

2008 NFL LEADERS / FEWEST ACCEPTED PENALTIES

Team	Penalties Called	Penalties Accepted
New England Patriots	70	55
Atlanta Falcons	80	68
Seattle Seahawks	79	68
Buffalo Bills	79	68
Cincinnati Bengals	82	71

NFL RECORD BOOK / FEWEST ACCEPTED PENALTIES SINCE 16-GAME SCHEDULE ESTABLISHED IN 1978

Team	Year	Penalties Accepted
New England Patriots	2008*	55*
Seattle Seahawks	2007	59
New Orleans Saints	1992	60
Miami Dolphins	1991	62
New York Jets	2001	62

*-Through 15 games NOTE: List excludes 1982 strike season (9 games)

NFL RECORD BOOK / MOST SEASONS LEADING LEAGUE IN FEWEST PENALTIES

- 13 Miami, 1968, 1976-1984, 1986, 1990-91
- 9 Pittsburgh, 1946-47, 1950-52, 1954, 1963, 1965, 1968
- 7 **Boston/New England**, 1962, 1964-65, 1973, 1987, 1989, 1993

OFFENSE RANKS HIGH

The Patriots have the NFL's fourth-ranked offense and the AFC's third-ranked offense in terms of total yardage this season, averaging 373.7 yards per game. **New England is on pace to finish the season with 5,979 total net yards, a mark that would rank second in team history behind only the Patriots' NFL-record 6,580 yards in 2007.**

MOST TOTAL NET YARDS PER GAME IN TEAM HISTORY

Year	Gm	Yards	Rush	Pass	Yds/Gm
2007	16	6580	1849	4831	411.3
2008	15	5606	2110	3496	373.7
1978	16	5965	3165	2800	372.8
1994	16	5776	1332	4444	361.0
2004	16	5722	2134	3588	357.6
1981	16	5623	2040	3583	351.4

2008 NFL OFFENSE RANKINGS

Team	Gm	Yards	Rush	Pass	Yds/Gm
New Orleans	15	6154	1544	4610	410.3
Denver	15	5927	1772	4155	395.1
Houston	15	5658	1719	3939	377.2
New England	15	5606	2110	3496	373.7
Arizona	15	5395	1067	4328	359.7

PATRIOTS YARDAGE RANKINGS 2000-2008

Year	Offense	Defense	Year	Offense	Defense
2000	22	20	2004	7	9
2001	19	24	2005	7	26
2002	21	23	2006	11	6
2003	17	7	2007	1	4
			2008	4	10

PATRIOTS TIE TEAM MARK FOR MOST 40-POINT GAMES IN A SEASON

The Patriots have scored at least 40 points in four games this season, tying the team record for most games with 40 or more points. The 2007 Patriots also had four games with at least 40 points. This season, New England has broken the 40-point mark against Denver on Oct. 20 (41-7), at Miami on Nov. 23 (48-28) at Oakland on Dec. 14 (49-26) and against Arizona on Dec. 21 (47-7). The Patriots have broken the 40-point mark three times in a season on three occasions (1996, 1963, 1961).

PATRIOTS POST THREE 500-YARD GAMES

The Patriots have gained 500 or more net yards in a game three times this season and have compiled three of the top six single-game net yardage totals in franchise history (773 games). Over a two-game span from Nov. 13-23, the Patriots gained a total of 1,041 total net yards, recording the franchise's first back-to-back games with 500 or more total net yards. Against Miami on Nov. 23, the Patriots gained 530 total net yards, a figure that stands as the franchise's highest since 1979 and the second highest in team history. The previous week against the New York Jets (Nov. 13), the Patriots gained 511 total net yards, a figure that stands as the sixth-best in team annals. New England also broke the 500-yard mark with a 514-yard output against Arizona on Dec. 21 – a total that ranks fifth in team history. The Patriots are the only NFL team this season to have three games with 510 or more total net yards.

PATRIOTS RECORDS / TOTAL NET YARDS IN GAME

Date	Opp.	Total Net Yards	Passing	Rushing
09/09/79	N.Y. Jets	597	365	232
11/23/08	at Miami	530	408	122
10/29/78	N.Y. Jets	529	289	240
12/18/65	Houston Oilers	526	336	190
12/21/08	Arizona	514	331	183
11/13/08	N.Y. Jets	511	386	125
11/18/07	at Buffalo	510	383	127



2008 SEASON NEWS & NOTES

PROLIFIC POINT PRODUCERS

The Patriots scored 96 points in back-to-back wins over the Oakland Raiders and Arizona Cardinals in December. New England defeated the Raiders 49-26 on Dec. 14 and followed that with a 47-7 win over Arizona on Dec. 21. The 96 points over a two-game span mark the third-most prolific two-game span in team history, trailing only two overlapping two-game spans from the Patriots' record-setting 2007 season. New England's 96 points are the most for any NFL team in any two-game span this season, and **the Patriots are the only NFL team this year to have back-to-back 40-point games.**

PATRIOTS RECORDS / MOST POINTS IN A 2-GAME SPAN

Year	Game 1, Opp., Score	Game 2, Opp., Score	Pts
2007	10/21/07, at MIA, 49-28	10/28/07, vs WAS, 52-7	101
2007	10/14/07, at DAL, 48-27	10/21/07, at MIA, 49-28	97
2008	12/14/08, at OAK, 49-26	12/21/08, vs ARZ, 47-7	96
1984	11/11/84, vs BUF, 38-10	11/18/84, at IND, 50-17	88
1978	10/22/78, vs MIA, 33-24	10/29/78, vs NYJ, 55-21	88

MOST POINTS SCORED / SINGLE-GAME TEAM HISTORY

Date	Opponent	Points	Score
11/18/07	at Buffalo	56	56-10
09/09/79	New York Jets	56	56-3
10/29/78	New York Jets	55	55-21
10/28/07	Washington	52	52-7
10/22/61	Buffalo	52	52-21
11/18/84	at Indianapolis	50	50-17
11/18/79	at Baltimore Colts	50	50-21
12/14/08	at Oakland	49	49-26
10/21/07	at Miami	49	49-28
11/23/08	at Miami	48	48-28
10/14/07	at Dallas	48	48-27
10/03/76	Oakland	48	48-17
12/21/08	Arizona	47	47-7
11/23/80	Baltimore Colts	47	47-21

MOVING THE CHAINS

The Patriots have gained a total of 340 first downs this season, a total that leads the NFL. New England is on pace to gain a total of 363 first downs this season, a total that would rank second in franchise history to only the team-record 393 first downs gained in 2007 (a total that ranked second in NFL history).

2008 NFL LEADERS / FIRST DOWNS

Team	1st Downs	Rush	Pass	Penalty
New England Patriots	340	135	180	25
New Orleans Saints	332	99	214	19
Denver Broncos	329	100	203	26
New York Giants	319	123	164	32
Houston Texans	315	98	194	23

PATRIOTS RECORDS/ MOST FIRST DOWNS

Year	Gm	1st Downs	Rush	Pass	Penalty
2007	16	393	124	243	26
1994	16	348	83	243	22
2004	16	344	120	193	31
2008	15	340	135	180	25
1996	16	339	103	206	30

SCORING EFFICIENCY

The Patriots lead the NFL in having scored points on 45.2 percent of their offensive possessions, totaling 75 scoring drives on 166 possessions (41 touchdowns, 34 field goals). New England's total of 75 scoring drives this season leads the NFL.

2008 NFL LEADERS / SCORING EFFICIENCY

Team	Score Pct.	Poss.	Scores	TD	FG
New England Patriots	45.2	166	75	41	34
New York Giants	43.5	168	73	41	32
New Orleans Saints	42.3	168	71	50	21
San Diego Chargers	41.3	160	66	40	26
Atlanta Falcons	39.8	161	64	36	28

WHAT A RUSH

The Patriots are having one of their best rushing seasons in the last two decades, averaging 4.5 yards per carry and chalking up 2,110 rushing yards and 20 rushing touchdowns. If the Patriots can keep up their average of 4.5 yards per carry, the figure would rank fifth in team history and stand as the team's highest since averaging 4.7 yards per carry in 1983. The team record of 5.0 yards per carry was established in 1976. In terms of total yardage, the Patriots' current total of 2,110 yards ranks 11th in team history. New England is on pace to total 2,251 rushing yards this season, a total that would place seventh in franchise annals and stand as the team's highest total since 1985 (2,331 yards). The Patriots' team record for rushing yards in a season is also the NFL record – 3,165 yards in 1978. **With 25 or more rushing yards in the 2008 season finale at Buffalo, the Patriots will have their best rushing season in 25 years (since 1983) in terms of total yards, average gain per rush and rushing touchdowns.**

BEST PATRIOTS RUSHING SEASONS IN LAST 20 YEARS

(1989-2008)

Most Yardage		Most Rush TDs		Highest Average	
Year	Yards	Year	TDs	Year	Avg
2004	2,134	2008	20	2008	4.5
2008	2,110	2006	20	2004	4.1
2006	1,969	2007	17	2007	4.1
1995	1,866	2005	16	2006	3.9
2007	1,849	1995	16	1995	3.9

PATRIOTS SINGLE-SEASON TEAM RUSHING RECORDS

Most Yardage		Most Rush TDs		Highest Average	
Year	Yards	Year	TDs	Year	Avg
1978	3,165*	1978	30	1976	5.0
1976	2,948	1976	24	1983	4.8
1983	2,605	1981	23	1978	4.7
1985	2,331	1974	21	1962	4.6
1977	2,303	2008	20	2008	4.5
1979	2,252	2006	20	1961	4.3
1980	2,240	1983	19	1984	4.2
1974	2,134	1980	19	1966	4.2
2004	2,134	1966	17	1982	4.2
1988	2,120	1988	17		
2008	2,110	2007	17		

*-NFL Record

SUSTAINING POSSESSIONS

The Patriots are tied for the NFL lead with 35 drives of 10 plays or longer this season. New England leads the league with 29 scoring drives of 10 plays or longer.

2008 NFL LEADERS / 10-PLAY DRIVES

Team	10-Play Drives	10-Play Scoring Drives
New England Patriots	35	29
Denver Broncos	35	27
New Orleans Saints	32	24
Houston Texans	31	25
Indianapolis Colts	31	26

EXPLOSIVE OFFENSE

This season, the Patriots have had 211 plays from scrimmage that have gained 10 yards or more, a total that ranks second in the NFL. The Patriots' total of 53 rushing plays of 10 yards or more ranks second in the AFC (Tennessee, 54).

2008 NFL LEADERS / PLAYS OF 10+ YARDS

Team	10+ Plays	10+ Rush	10+ Pass
Denver Broncos	222	43	179
New England Patriots	211	53	158
New Orleans Saints	207	31	176
Arizona Cardinals	205	30	175
Houston Texans	201	38	163



WR RANDY MOSS NEWS & NOTES

MOSS: ALL-TIME LEADER IN RECEPTIONS PER TD

Over his NFL career of 10-plus seasons, Randy Moss has averaged one touchdown for every 6.24 receptions, a total that is the best in NFL history among any receiver with at least 500 receptions. Moss has caught 135 touchdowns out of 842 career receptions. Lance Alworth, who played 11 seasons for San Diego and Dallas from 1962-72, caught 85 touchdowns out of 542 career receptions for an average of one score every 6.38 receptions.



ALL-TIME NFL LEADERS / RECEPTIONS PER TOUCHDOWN

(Minimum 500 career receptions)

Player	Team(s)	Years	Rec	TD	Rec/TD
Randy Moss	MIN/OAK/NE	1998-2008	842	135	6.24
Lance Alworth	SD/DAL	1962-1972	542	85	6.38
Terrell Owens	SF/PHI/DAL	1996-2008	945	139	6.80
Nat Moore	MIA	1974-1986	510	74	6.89
Mark Clayton	MIA/GB	1983-1993	582	84	6.93
Don Maynard	NYG/NYJ/STL	1958,60-73	633	88	7.19

MOSS IS NFL'S PREMIER TD RECEIVER

Since entering the NFL in 1998, Randy Moss has caught 135 touchdown passes, more than any other NFL player over that span. Since joining the Patriots via trade prior to the 2007 season, Moss has caught 34 touchdowns – also the best in the league over that span. In terms of overall touchdowns (rushing, receiving and returning), Moss has totaled 136 scores since entering the league in 1998 (135 via reception and one via punt return), a tally that ranks second only to LaDainian Tomlinson (138 touchdowns) over that span. **This season, Moss's 10 touchdown receptions lead the AFC and are tied for the NFL lead (Anquan Boldin, 11).**

NFL TOUCHDOWN RECEPTION LEADERS SINCE MOSS JOINED THE PATRIOTS IN 2007

Player	Team(s)	Rec	Yds	TD
Randy Moss	NE	166	2,488	34
Terrell Owens	DAL	144	2,304	25
Greg Jennings	GB	128	2,111	21
Anquan Boldin	ARZ	160	1,891	20
Larry Fitzgerald	ARZ	191	2,710	20
Braylon Edwards	CLV	134	2,161	19

NFL TOUCHDOWN RECEPTION LEADERS SINCE MOSS ENTERED THE NFL IN 1998

Player	Team(s)	Rec	Yds	TD
Randy Moss	MIN/OAK/NE	843	13,188	135
Terrell Owens	SF/PHI/DAL	850	12,563	127
Marvin Harrison	IND	958	12,847	114
Torry Holt	STL	863	12,570	74
Tony Gonzalez	KC	878	10,519	73

MOSS RANKS HIGH IN 2008

Randy Moss has caught 11 touchdown passes in 2008, a total that is tied for the NFL lead with Anquan Boldin and is the third highest single-season total in Patriots history.

PATRIOTS SINGLE-SEASON RECEIVING TD LEADERS

Player	Year	Games	Rec.	TD
Randy Moss	2007	16	23	
Stanley Morgan	1979	16	12	
Randy Moss	2008	15	11	
Stanley Morgan	1986	16	10	
Jim Colclough	1962	14	10	
Ben Coates	1996	16	9	
Randy Vataha	1971	14	9	
Gino Cappelletti	1965	14	9	
Jim Colclough	1961	14	9	
Jim Colclough	1960	14	9	

MOSS AMONG ALL-TIME LEADERS

RANDY MOSS is among the NFL's all-time leaders in two major receiving categories – career touchdown receptions and receiving yards per game. In his 10-plus seasons, Moss has caught 135 touchdown passes and is one of just five receivers in NFL history to break the 125-touchdown mark. Additionally, Moss has averaged 78.0 receiving yards per game during his career, a mark that ranks second all-time.

NFL ALL-TIME LEADERS / RECEIVING TOUCHDOWNS

Player	Years	Team(s)	TDs
Jerry Rice	1985-2004	SF/OAK/SEA	197
Terrell Owens	1996-2008	SF/PHI/DAL	139
Randy Moss	1998-2008	MIN/OAK/NE	135
Cris Carter	1987-2002	PHI/MIN/MIA	130
Marvin Harrison	1996-2008	IND	128
Tim Brown	1988-2004	LA(A)/OAK/TB	100
Steve Largent	1976-1989	SEA	100

NFL ALL-TIME LEADERS / RECEIVING YARDS PER GAME

(Minimum 100 Games Played)

Player	Years	Team(s)	Gms	Yds	Yd/G
Torry Holt	1999-2008	STL	157	12,570	80.1
Randy Moss	1998-2008	MIN/OAK/NE	169	13,188	78.0
Marvin Harrison	1996-2008	IND	189	14,549	77.0
Jerry Rice	1985-2004	SF/OAK/SEA	303	22,895	75.6
Lance Alworth	1962-1972	SD/DAL	136	10,266	75.5
Michael Irvin	1988-1999	DAL	159	11,904	74.9

NFL ALL-TIME LEADERS / 100-YARD RECEIVING GAMES

Player	Team(s)	Years	Gms
Jerry Rice	SF/OAK/SEA	1985-2004	76
Randy Moss	MIN/OAK/NE	1998-2008	59
Marvin Harrison	IND	1996-2008	59
Don Maynard	NYG/NYJ/STL	1958, 60-73	50

NFL ALL-TIME LEADERS / GAMES WITH 2+ TD REC.

Player	Team(s)	Years	Gms
Jerry Rice	SF/OAK/SEA	1985-2004	43
Randy Moss	MIN/OAK/NE	1998-2008	32
Terrell Owens	SF/PHI/DAL	1996-2008	30
Marvin Harrison	IND	1996-2008	29
Cris Carter	PHI/MIN/MIA	1987-2002	29
Don Hutson	GB	1935-1945	28

MOSS MOVING UP ALL-TIME LISTS

Randy Moss currently ranks 10th on the NFL's all-time receiving yards list and places 15th on the league's all-time receptions list. He is one of 11 players in NFL history to total at least 13,000 receiving yards and is one of 20 players to have at least 800 receptions. Moss moved into the top 10 on the NFL's receiving yardage list on Dec. 14 at Oakland.

NFL ALL-TIME LEADERS / RECEIVING YARDS

Rk	Player	Team(s)	Years	Yards
1	Jerry Rice	SF/OAK/SEA	1985-2004	22895
--				
7	Cris Carter	PHI/MIN/MIA	1987-2002	13899
8	Henry Ellard	LA(N)/WAS/NE	1983-1998	13777
9	Andre Reed	BUF/WAS	1985-2000	13198
10	Randy Moss	MIN/OAK/NE	1998-2008	13188
11	Steve Largent	SEA	1976-1989	13089

NFL ALL-TIME LEADERS / RECEPTIONS

Rk	Player	Team(s)	Years	Rec
1	Jerry Rice	SF/OAK/SEA	1985-2004	1549
--				
12	Torry Holt	STL	1999-2008	859
13	Irving Fryar	NE/MIA/PHI/WAS	1984-2000	851
14	Rod Smith	DEN	1995-2006	849
15	Randy Moss	MIN/OAK/NE	1998-2008	842
16	Larry Centers	ARZ/BUF/WAS/NE	1990-2003	827
17	Steve Largent	SEA	1976-1989	819



QB MATT CASSEL NEWS & NOTES

CASSEL'S AFC RANKINGS

Matt Cassel ranks among the AFC's top quarterbacks in all major passing statistics. Cassel is on pace to throw for 3,856 yards and is on pace for 542 attempts and 342 completions – all of those totals would be team records for a first-year starter. His 2008 full-season projections for total attempts, completions, completion percentage and yards are all projected to rank among the top 10 single-season totals in Patriots history.



MATT CASSEL'S AFC RANKINGS

Statistic	No.	Rank	Conference Leader
Attempts	508	4	J.Cutler, 567
Completions	321	T-4	P.Manning, 364
Comp. Percentage	63.2	7	C.Pennington, 67.0
Passing Yards	3,615	4	J.Cutler, 4,210
Touchdowns	21	T-4	P.Rivers, 32
Passer Rating	89.1	5	P.Rivers, 104.0

CASSEL ON SOLID PACE

In 15 games this season, Matt Cassel has helped the Patriots to a 10-5 record and is on pace to place high on the franchise's single-season lists in a number of passing categories. Cassel is on pace to total 3,856 passing yards, 542 attempts, 342 completions, 22 passing touchdowns and an 89.1 passer rating.

CASSEL'S 2008 PROJECTIONS AND PROJECTED RANKS

Statistic	Pace	Rank*	NE Record Holder
Attempts	542	6	D.Bledsoe, 691 (1994)
Completions	343	5	D.Bledsoe, 400 (1994)
Comp. Percentage	63.2	3	T.Brady, 68.9 (2007)
Passing Yards	3,856	6	T.Brady, 4,806 (2007)
Touchdowns	22	T-13	T.Brady, 50 (2007)
Passer Rating	89.1	7	T.Brady, 117.2 (2007)

*-Number listed is the rank in franchise history if Cassel maintains his current pace

CASSEL'S COMPLETION PCT. RANKS HIGH

Matt Cassel has completed 63.2 percent of his passes this season (321-of-508), a completion rate that currently stands as the third best in franchise history. Cassel's completion rate trails only Tom Brady's franchise-record 68.9 percent rate last season, a mark that stands as the 9th best in NFL history, and Brady's 2001 mark of 63.9 percent, which set a team record at the time.

PATRIOTS SINGLE-SEASON COMPLETION PCT. LEADERS

Player	Year	Gm	Att	Cmp	Pct.
Tom Brady	2007	16	578	398	68.9
Tom Brady	2001	15	413	264	63.9
Matt Cassel	2008	15	508	321	63.2
Tom Brady	2005	16	530	334	63.0
Tom Brady	2002	16	601	373	62.1

CASSEL JOINS EXCLUSIVE GROUP

Matt Cassel became the fifth quarterback since the 1970 AFL-NFL merger to have 400 or more passing yards in consecutive games. Cassel had 400 yards against the New York Jets on Nov. 13 and followed that performance with 415 yards against the Miami Dolphins on Nov. 23. Cassel's 815 passing yards in those two games are the highest two-game total in Patriots history. In each of those games, Cassel directed a Patriots offense that totaled more than 500 net yards, marking the first time in franchise history that the team had exceeded that mark in consecutive games.

PLAYERS WITH BACK-TO-BACK 400-YD PASSING GAMES

Player	Team	Yards (Date)	Yards (Date)
Matt Cassel	NE	400 (11/13/08)	415 (11/23/08)
Billy Volek	TEN	426 (12/13/04)	492 (12/19/04)
Phil Simms	NYG	432 (10/06/85)	513 (10/13/85)
Dan Marino	MIA	470 (12/2/84)	404 (12/9/84)
Dan Fouts	SD	444 (12/11/82)	435 (12/20/82)

CASSEL TOTALS 21 TOUCHDOWN TOSSES

Matt Cassel's 21 touchdown passes this season are the most for a Patriots quarterback in his first year as a starter since Tony Eason had 23 scoring passes while starting 13 games in 1984.

TD PASSES BY A PATRIOTS QB IN 1ST YEAR STARTING

Player	Year	TD	GS
Tony Eason	1984	23	13
Butch Songin	1960	22	12
Matt Cassel	2008	21	14
Jim Plunkett	1971	19	14
Mike Taliaferro	1969	19	14
Tom Brady	2001	18	14
Steve Grogan	1976	18	14
Drew Bledsoe	1993	15	12

NOTE: Ranks the most touchdown passes by Patriots quarterbacks when making 10 or more starts for the first time in their career.

CASSEL SETS CAREER HIGH WITH FOUR TDs

Matt Cassel threw a career-high four scoring passes at Oakland on Dec. 14, tying the team's seventh-best single-game touchdown total.

PATRIOTS RECORD BOOK / MOST TD PASSES IN A GAME

TDs	Players (Dates)
6	Tom Brady (10/21/07)
5	Tom Brady (10/14/07, 11/18/07), Steve Grogan (9/9/79), Vito "Babe" Parilli (11/15/64, 10/15/67)
4	Matt Cassel (12/14/08) , Accomplished 21 other times

CASSEL IS FIRST NFL PLAYER TO TOTAL 400 PASSING YARDS AND 60 RUSHING YARDS

Matt Cassel threw for 400 yards and ran for 62 yards against the Jets on Nov. 13, becoming the first player in NFL history to have 400 or more passing yards and 60 or more rushing yards in a game. Only one other time since 1970 has a player had at least 400 passing yards and at least 50 rushing yards in a game.

CASSEL BREAKS 400-YARD MARK TWICE

Matt Cassel threw for 400 yards in consecutive games, achieving two of the top 10 passing performances in Patriots history. His 415-yard performance against Miami on Nov. 23 was the fifth-highest passing yardage total in team history as Cassel joined Drew Bledsoe as the only Patriots passers to have 415 yards or more in a game. Against the Jets on Nov. 13, Cassel had the first 400-yard game for a Patriot since Sept. 22, 2002, when Tom Brady threw for a career-high 410 yards against Kansas City.

ALL-TIME PATRIOTS 400-YARD PASSING GAMES

Player	Date	Opp.	Yards	A-C-TD-INT
Drew Bledsoe	11/13/94*	MIN	426	70-45-3-0
Drew Bledsoe	11/23/98	MIA	423	54-28-2-2
Drew Bledsoe	09/04/94	at MIA	421	51-32-4-2
Drew Bledsoe	11/03/96	MIA	419	41-30-3-2
Matt Cassel	11/23/08	at MIA	415	43-30-3-1
Tony Eason	09/21/86	SEA	414	45-26-3-0
Tom Brady	09/22/02*	KC	410	54-39-4-1
Tom Ramsey	11/29/87*	PHI	402	53-34-3-2
Steve Grogan	10/12/86	NYJ	401	42-23-3-0
Matt Cassel	11/13/08*	NYJ	400	51-30-3-0
Vito "Babe" Parilli	10/16/64	OAK	400	47-25-4-4

*-Overtime

WHAT A RUSH

Matt Cassel has totaled 251 rushing yards this season, recording the fifth-highest total for a quarterback in Patriots history and the highest since Steve Grogan had 368 rushing yards in 1979.

MOST SINGLE-SEASON RUSH YARDS BY A PATRIOTS QB

Rk	Player	Season	Att	Yds	Avg.	Lg	TD
1	Steve Grogan	1978	81	539	6.7	31	5
2	Steve Grogan	1976	60	397	6.6	41t	12
3	Steve Grogan	1979	64	368	5.8	26	2
4	Steve Grogan	1977	61	324	5.3	41	1
5	Matt Cassel	2008	70	251	3.6	19	2
6	Jim Plunkett	1972	36	230	6.4	21	1



WR Wes WELKER News & Notes

WELKER LEADS NFL IN RECEPTIONS SINCE 2007

WES WELKER leads the NFL with 221 receptions since the beginning of last season. In 2007, he set a Patriots franchise record with 112 receptions, tying him for the NFL lead and setting a league record for most receptions in a player's first season with a new team. This season, his 109 receptions once again lead the NFL. Welker joined the Patriots in a trade with the Miami Dolphins prior to the 2007 season, and since then is the NFL's leading receiver.



2007-PRESENT NFL RECEPTION LEADERS

Player	Team	Rec.	Yds	TD
Wes Welker	NE	221	2,314	11
T.J. Houshmandzadeh	CIN	204	2,047	16
Brandon Marshall	DEN	200	2,535	13
Larry Fitzgerald	ARZ	191	2,710	20
Tony Gonzalez	KC	190	2,177	14

2008 NFL RECEPTION LEADERS

Player	Team	Rec.	Yds	TD
Wes Welker	NE	109	1,139	3
Andre Johnson	HST	105	1,427	6
Brandon Marshall	DEN	98	1,210	6
T.J. Houshmandzadeh	CIN	92	904	4
Larry Fitzgerald	ARZ	91	1,301	10
Tony Gonzalez	KC	91	1,005	9

WELKER NAMED TO PRO BOWL SQUAD

Wes Welker was named to his first career Pro Bowl this season and is the fifth Patriots wide receiver to earn Pro Bowl honors since the 1970 AFL-NFL merger, joining Randy Moss (2007), Troy Brown (2001), Terry Glenn (1999) and Stanley Morgan (1979-80 and 1986-87). Welker ranks second in the NFL with 109 receptions so far this season – the second highest single-season total in team history behind his franchise-record 112 receptions last year. Welker is the eighth player in NFL history to record back-to-back 100-catch seasons and is the first player to achieve the feat with the Patriots.



WELKER RECORDS 12 CATCHES

Wes Welker had 12 receptions for 134 yards at Seattle on Dec. 7, recording the second-highest reception and yardage totals of his career. In addition to his 12 receptions, Welker also caught a 2-point conversion pass to give the Patriots a 24-21 fourth-quarter lead. Welker's 12 receptions trail only his career-high 13-catch performance against Philadelphia on Nov. 25, 2007. His 12 receptions tie the fifth-highest single-game total in team history, behind Troy Brown's team-record 16 catches on Sept. 22, 2002 and three 13-catch performances (Welker, 11/25/07; Deion Branch, 9/29/02; Terry Glenn, 10/3/99).

PATRIOTS SINGLE-GAME RECEPTION LEADERS

Player	Date	Opp.	Rec	Yds
Troy Brown	09/22/02	KC	16	176
Wes Welker	11/25/07	PHI	13	149
Deion Branch	09/29/02	at SD	13	128
Terry Glenn	10/03/99	at CLV	13	214
Wes Welker	12/07/08	at SEA	12*	134
Troy Brown	12/04/00	KC	12	119
Ben Coates	11/27/94	at IND	12	119

*-Also caught a 2-point conversion pass in addition to his 12 receptions

ANOTHER HISTORIC PERFORMANCE

Wes Welker's 109 receptions through 15 games in 2008 are already the second-highest single-season total in team history. With four receptions in the Patriots' season finale at Buffalo, Welker would set a new single-season franchise record, topping his 112 catches last season. In the Patriots' 49-season history, there have been just three 100-catch performances, and Welker has turned in two of them (2007 and 2008).

PATRIOTS SINGLE-SEASON RECEPTION LEADERS

Player	Season	Rec.	Yds	TD
Wes Welker	2007	112	1175	8
Wes Welker	2008	109	1139	3
Troy Brown	2001	101	1199	5
Randy Moss	2007	98	1493	23
Troy Brown	2002	97	890	3
Ben Coates	1994	96	1174	7

WELKER PILES UP YARDS

Wes Welker leads the Patriots with 1,139 receiving yards this season and is the first player in Patriots history to record back-to-back 1,000-yard receiving seasons. Welker's 1,139 yards rank seventh on the Patriots' all-time single-season list with a game still to play. Last season, Welker totaled 1,175 receiving yards – a performance that ranked fourth in team history. In the franchise's 49-year history, there have been 10 single-season performances of 1,000 receiving yards and Welker owns two of them.

PATRIOTS SINGLE-SEASON RECEIVING YARD LEADERS

Player	Season	Yds	Rec.	TD
Randy Moss	2007	1493	98	23
Stanley Morgan	1986	1491	84	10
Troy Brown	2001	1199	101	5
Wes Welker	2007	1175	112	8
Ben Coates	1994	1174	96	7
Terry Glenn	1999	1147	69	4
Wes Welker	2008	1139	109	3
Terry Glenn	1996	1132	90	6

WELKER JOINS EXCLUSIVE GROUP

Wes Welker has exceeded the 100-reception mark for two straight seasons, totaling 112 catches in 2007 and recording 102 receptions so far this year. Welker is the first player in Patriots history and the eighth player in NFL history to record consecutive 100-catch seasons with New England. Randy Moss also achieved the feat from 2002-03 with the Minnesota Vikings.

NFL PLAYERS WITH CONSECUTIVE 100-CATCH SEASONS

Player	Team(s)	Years	Seasons	Year-by-Year
Marvin Harrison	IND	1999-02	4	115,102,109,143
Herman Moore	DET	1995-97	3	123,106,104
Jerry Rice	SF	1994-96	3	112,122,108
Wes Welker	NE	2007-08	2	112,109*
Randy Moss	MIN	2002-03	2	106,111
Rod Smith	DEN	2000-01	2	100,113
Cris Carter	MIN	1994-95	2	122,122
Sterling Sharpe	GB	1992-93	2	108,112

*-Through 15 games

WELKER CATCHES SIX OR MORE PASSES IN 11 STRAIGHT GAMES TO OPEN 2008

Wes Welker caught at least six passes in each of the first 11 games this season. Welker is the first player in NFL history to have six or more catches in the first 11 games of a season.

MOST CONSEC. GAMES WITH 6+ REC. TO OPEN SEASON


Player	Team	Year	Games
Wes Welker	New England Patriots	2008	11
Jimmy Smith	Jacksonville Jaguars	2001	8
Hines Ward	Pittsburgh Steelers	2004	7
Mike Ditka	Chicago Bears	1964	7



RB KEVIN FAULK News & Notes

MEMBER OF 2000/2000 CLUB FOR THE 2000s

KEVIN FAULK is one of just 11 NFL players this decade to total at least 2,000 rushing yards and at least 2,000 receiving yards, and is one of only six players to have at least 2,000 rushing yards and at least 3,000 receiving yards. Faulk has totaled 2,943 rushing yards and 3,198 receiving yards since 2000, joining an exclusive list of elite players who have achieved the feat. Faulk is one of just six players who reached the milestone with just one team. In the 1990s, there were 13 players who achieved the 2000/2000 milestone; 22 players did it in the 1980s; nine players achieved the feat in the 1970s.



PLAYERS WITH 2,000 RUSHING YARDS AND 2,000 RECEIVING YARDS SINCE 2000

(Listed Alphabetically)

Player	Team	Rushing	Receiving
Tiki Barber*	NYG	9514	3927
Warrick Dunn	TB/ATL	8310	2940
Kevin Faulk	NE	2943	3198
Marshall Faulk*	STL	5578	3023
Charlie Garner*	SF/OAK/TB	3607	2614
Ahman Green	GB/HST	8716	2863
Priest Holmes*	KC	6658	2598
Edgerrin James	IND/ARZ	10468	2753
Michael Pittman	ARZ/TB/DEN	5247	3316
LaDainian Tomlinson	SD	11664	3801
Brian Westbrook	PHI	5671	3597

*-No Longer Active

MOST PRODUCTIVE PATRIOT SINCE 2001

KEVIN FAULK has more total yards from scrimmage than any other Patriots player since 2001. Faulk has totaled 5,106 yards from scrimmage (2,373 rushing and 2,733 receiving) to lead the club over a span during which the Patriots have compiled a 110-34 record.

PATRIOTS LEADERS / YDS FROM SCRIMMAGE SINCE 2001

Player	Years	Rush-Yd	Rec.-Yd	Yd/Scrim.
Kevin Faulk	2001-08	546-2373	317-2733	5106
Troy Brown	2001-07	22-150	337-3595	3745
Corey Dillon	2004-06	753-3180	52-431	3611
Antowain Smith	2001-03	721-2781	64-527	3308
Deion Branch	2002-05	3-11	213-2744	2755

FAULK: FRANCHISE RB RECEPTIONS LEADER

KEVIN FAULK is the Patriots' all-time leader in receptions by a running back, totaling 380 career receptions. His receiving total ranks fourth on the Patriots' overall receptions list. He moved past Irving Fryar into fourth place during the Patriots' game against the Pittsburgh Steelers on Oct. 30. He passed Terry Glenn for fifth place against San Francisco on Oct. 5 – a game in which he also tied his career high with two rushing touchdowns.

RECEPTIONS BY PATRIOTS RUNNING BACKS

Player	Years	Rec.
Kevin Faulk	1999-2008	380
Tony Collins	1981-1987	261
Sam Cunningham	1973-79,1981-82	210
Larry Garron	1960-68	185

PATRIOTS ALL-TIME CAREER RECEPTIONS LIST

Rk	Player	Pos.	Years	Rec.
1	Troy Brown	WR	1993-2007	557
2	Stanley Morgan	WR	1977-1989	534
3	Ben Coates	TE	1991-1999	490
4	Kevin Faulk	RB	1999-2008	380
5	Irving Fryar	WR	1984-1992	363
6	Terry Glenn	WR	1996-2001	329

FAULK LEADS NFL IN YARDS PER RUSH

Kevin Faulk has averaged 6.1 yards per carry this season, a mark that tops all NFL rushers who have gained at least 500 yards on the ground. Faulk has gained 507 yards on 83 rushing attempts, averaging 6.11 yards per attempt. New York's Derrick Ward ranks second among the 41 players with more than 500 rushing yards this season, averaging 5.68 yards per attempt.

2008 NFL LEADERS / YARDS PER RUSH (Min. 500 Yards)

Player	Team	Att	Yds	Avg	TD
Kevin Faulk	NE	83	507	6.1	3
Derrick Ward	NYG	167	948	5.7	2
DeAngelo Williams	CAR	248	1337	5.4	18
Brandon Jacobs	NYG	219	1089	5.0	15
Chris Johnson	TEN	251	1228	4.9	9
Sammy Morris	NE	132	642	4.9	7

FAULK RANKS THIRD IN NFL IN CATCHES BY RB

Kevin Faulk has caught a career-high 57 passes this season, a total that is the third highest reception total by an NFL running back in 2008. Faulk trails only Jacksonville's Maurice Jones-Drew (61) and Chicago's Matt Forte (60) among all NFL running backs.

2008 NFL LEADERS / RECEPTIONS BY A RUNNING BACK

Player	Team	Rec.	Yds	TD
Maurice Jones-Drew	JAX	61	555	2
Matt Forte	CHI	60	452	4
Kevin Faulk	NE	57	478	3
Reggie Bush	NO	52	440	4
LaDainian Tomlinson	SD	52	426	1

FAULK ON PACE FOR 1,000 YARD SEASON

Kevin Faulk has totaled 985 yards from scrimmage this season (507 rushing and 478 receiving). His total ranks third on the team behind Wes Welker and Randy Moss and Faulk is on pace for his third career 1,000-yard season.

FAULK'S TOP SEASONS / YARDS FROM SCRIMMAGE

Season	Scrim. Yds	Rushing	Receiving	Scrim. TDs
2003	1,078	638	440	0
2000	1,035	570	465	5
2008	985	507	478	6
2002	650	271	379	5
2007	648	265	383	1

FAULK TIED FOR PATRIOTS LEAD WITH FOUR 100-YARD GAMES

Kevin Faulk has had four games this season with 100 or more yards from scrimmage (rushing plus receiving), tying Wes Welker for the team lead. Faulk's four 100-yard games tie his career high, also achieved in 2000.

FAULK'S CAREER 100-YARD GAMES FROM SCRIMMAGE

Date	Opp.	Scrim. Yds	Rushing	Receiving
12/14/08	at Oakland	111	45	66
11/30/08	Pittsburgh	121	73	48
11/23/08	at Miami	105	53	52
10/26/08	St. Louis	107	60	47
11/23/03	at Houston	188	80	108
10/26/03	Cleveland	154	96	58
12/29/02	Miami	123	53	70
11/10/02	at Chicago	130	21	109
12/24/00	Miami	114	34	80
11/12/00	at Cleveland	122	26	96
09/17/00	Minnesota	111	80	31
09/11/00	at N.Y. Jets	105	82	23



PATRIOTS NEWS & NOTES

MORRIS SETS CAREER HIGHS

SAMMY MORRIS leads the Patriots with a career-high 642 rushing yards this season, topping his previous career best of 523 yards with Miami in 2004. Morris has achieved the feat despite missing three games due to injury. He also leads the team with a career-best seven rushing touchdowns, a total that tops his previous career high of six rushing scores with Miami in 2004. **Morris is averaging 4.86 yards per carry, a total that is the best for a Patriots leading rusher in the last 20 years.** Morris was signed by the Patriots as an unrestricted free agent prior to the 2007 season.

BEST RUSHING AVG. BY A PATRIOTS LEADING RUSHER

Player	Year	Avg.	Att.	Yards
Craig James	1984	4.94	160	790
Jim Nance	1966	4.88	299	1458
Sammy Morris*	2008	4.86	132	642
Tony Collins	1983	4.79	219	1049
Sam Cunningham	1976	4.79	172	824
Corey Dillon	2004	4.74	345	1635
Craig James	1985	4.67	263	1227
Billy Lott	1961	4.61	100	461
Jim Nance	1967	4.52	269	1216

*-Through 15 games

ON POINT

The Patriots have scored 397 points through 15 games this season, a total that leads the AFC and ranks third in the NFL. New England is averaging 26.5 points per game and is on pace to score 424 points this season – a total that would stand as the fourth highest in franchise history.

2008 NFL LEADERS / MOST POINTS SCORED

Team	Points Scored
New Orleans Saints	432
New York Giants	408
New England Patriots	397
Arizona Cardinals	393
New York Jets	388
Green Bay Packers	388

PATRIOTS RECORDS / MOST POINTS SCORED

Season	Points Scored	Games	Points/Game
2007	589*	16	36.8
1980	441	16	27.6
2004	437	16	27.3
1996	418	16	26.1
1961	413	14	29.5
1986	412	16	25.8
1979	411	16	25.7
2008	397	15	26.5

*-NFL Record

HIGH THREE AND OUT RANKINGS

The Patriots offense ranks second in the NFL in being forced into a three-and-out just 15.1 percent of the time. The Patriots defense also ranks second in the NFL in forcing its opponents into a three-and-out 31.1 percent of the time.

2008 NFL LEADERS / THREE-AND-OUTS BY OFFENSE

Team	3&Out Pct.	Possessions	3-And-Outs
Indianapolis Colts	12.8	141	18
New England Patriots	15.1	166	25
Denver Broncos	15.3	157	24
Houston Texans	15.4	162	25
Buffalo Bills	15.6	167	26

2008 NFL LEADERS / THREE-AND-OUTS BY DEFENSE

Team	3&Out Pct.	Def. Series	3-And-Outs
Washington Redskins	32.7	165	54
New England Patriots	31.1	161	50
Baltimore Ravens	30.8	185	57
Pittsburgh Steelers	29.9	177	53
Philadelphia Eagles	28.0	186	52

SOLID FIELD POSITION

The Patriots special teams and defense have combined to give the New England offense the league's best starting field position. On average, the Patriots have begun their offensive possessions at the opponent's 33.2-yard line – the best starting field position in the league.

2008 NFL LEADERS / FIELD POSITION

Team	Possessions	Avg. Starting Yard Line
New England Patriots	166	33.2
Tampa Bay Buccaneers	176	33.0
Chicago Bears	180	32.9

DEPTH CHARGE

The Patriots have compiled a 10-5 record this season using 43 different starters. New England has placed 14 players on injured reserve so far this year – the team's highest total since the 1993 collective bargaining agreement established the current injured reserve rules (the previous high was 13 players in 2006). The 14 Patriots currently on injured reserve include two team captains (Tom Brady and Rodney Harrison). The Patriots have a history of building depth to overcome injuries – In 2005, New England set a post-merger NFL record by winning its division despite using 45 different starters. In 2003, the Patriots' 42 different starters were the most in league history for a Super Bowl champion.

BREAKDOWN OF PATRIOTS STARTERS (Though 15 games)

GS - Games started; GM - Games missed due to injury

Players marked with an asterisk (*) are currently on injured reserve

Total	GS	GM
43 Starters	330	80
DEFENSE	GS	GM
22 Starters	165	40
DEF. LINE (5)	46	5
Vince Wilfork	15	-
Richard Seymour	15	-
Ty Warren	12	3
Mike Wright	2	-
Jarvis Green	2	2
LINEBACKER (8)	57	12
Jerod Mayo	15	-
Tedy Bruschi	12	2
Mike Vrabel	13	-
Junior Seau	1	-
Adalius Thomas*	9	6
Pierre Woods*	3	3
Gary Guyton	2	1
Rosevelt Colvin	2	-
CORNERBACK (5)	31	12
Ellis Hobbs	15	-
Deltha O'Neal	10	-
Lewis Sanders	2	5
Terrence Wheatley*	1	7
Jonathan Wilhite	3	-
SAFETY (4)	31	11
James Sanders	13	2
Brandon Meriweather	10	-
Rodney Harrison*	6	9
Lewis Sanders	2	-
OFFENSE	GS	GM
21 Starters	165	40
OFF. LINE (7)	75	7
Matt Light	15	-
Logan Mankins	15	-
Dan Koppen	15	-
Nick Kaczur	15	2
Billy Yates	7	-
Stephen Neal	8	5
Mark LeVoi	2	-
WIDE REC. (4)	38	2
Randy Moss	15	-
Wes Welker	14	-
Jabar Gaffney	7	-
Sam Aiken	2	2
QUARTERBACK (2)	15	14
Matt Cassel	14	-
Tom Brady*	1	14
RUNNING BACK (4)	15	15
Sammy Morris	6	3
Kevin Faulk	3	-
BenJarvus Green-Ellis	3	-
Laurence Maroney*	3	12
FULLBACK (2)	5	-
Heath Evans	4	-
Russ Hochstein	1	-
TIGHT END (2)	17	2
David Thomas	9	-
Benjamin Watson	8	2

MOST PATRIOTS PLAYERS ON INJURED RESERVE SINCE CURRENT RULES ESTABLISHED IN 1993

Year	Players on IR	Record	Playoffs
2008	14	10-5	TBD
2006	13	12-4	AFC Champ. Game
2005	11	10-6	Divisional Round
2004	11	14-2	Super Bowl Champs
2003	11	14-2	Super Bowl Champs
2001	10	11-5	Super Bowl Champs



PATRIOTS NEWS & NOTES

MAYO LEADS IN TACKLES

Rookie linebacker JEROD MAYO leads the Patriots with 130 tackles (89 solo) according to the team's tally based on coaching film breakdown. Mayo leads second-place Vince Wilfork by 55 tackles. According to press box statisticians (who tally unofficial tackle totals at each NFL game), **Mayo has been credited with 119 tackles (92 solo) this season, a total that leads all NFL rookies and is tied for ninth in the NFL.** Mayo's total of 119 tackles ranks fifth in the AFC. Mayo was selected by the Patriots in the first round (10th overall) of the 2008 NFL Draft out of Tennessee.

MAYO TOTALS 20 TACKLES, MOST FOR A PATRIOT IN A GAME SINCE 1994

Jerod Mayo was credited with 20 tackles (16 solo) by press box statisticians against the Jets on Nov. 13. According to Stats LLC, it was the highest tackle total credited to a Patriot by press box statisticians since STATS LLC's records begin in 1994. Mayo's total of 20 tackles tops Roman Phifer's 19 tackles (13 solo) on Oct. 12, 2003 against the New York Giants as the most by a Patriot over that span. Tackles are an unofficial NFL statistic.

LINEBACKERS ARE SACK LEADERS

JUNIOR SEAU, MIKE VRABEL, ROSEVELT COLVIN and ADALIUS THOMAS are among the top active linebackers in terms of total career sacks. Seau ranks fourth with 56.5 sacks, Vrabel ranks fifth with 55.0 sacks, Colvin ranks seventh with 52.5 sacks, and Thomas ranks eighth with 50 career sacks. Between them, the four linebackers own 214 career sacks.

ACTIVE LINEBACKERS SACKS LEADERS

Player	Team(s)	Seasons	GP	Sacks
Willie McGinest	NE/CLV	15	211	86.0
Joey Porter	PIT/MIA	10	153	83.0
Greg Ellis	DAL	11	161	77.0
Junior Seau	SD/MIA/NE	19	260	56.5
Mike Vrabel	PIT/NE	12	175	55.0
DeMarcus Ware	DAL	4	63	53.5
Rosevelt Colvin	CHI/NE	10	120	52.5
Adalius Thomas	BAL/NE	9	122	50.0

MERIWEATHER LEADS TEAM WITH 4 INT

BRANDON MERIWEATHER leads the Patriots with four interceptions this season, a total that leads the team and is tied for seventh in the AFC. **Meriweather's total of four interceptions tie the highest total by a Patriots safety since Lawyer Milloy had six interceptions in 1998.** Since then, Patriots safeties Milloy (1999) and Eugene Wilson (2003 and 2004) have also had four interceptions in a season. Meriweather was selected by the Patriots in the first round (24th overall) of the 2007 NFL Draft.

FAULK: TOP PATRIOTS RETURN MAN

KEVIN FAULK is the top return specialist in Patriots history in terms of total yardage. Faulk leads the franchise with 4,855 overall return yards, and is the club's all-time leading kickoff returner with 3,929 career yards. Ellis Hobbs, who has 2,898 career kickoff return yards, ranks second in team history to Faulk in terms of career kickoff return yards and is the team's fourth all-time leading return specialist.

PATRIOTS ALL-TIME LEADING RETURNERS

Player	Years	Overall			Punt Returns			Kick Ret.		
		Yards	TD	PR	Yds	TD	KR	Yds	TD	
Kevin Faulk	1999-08	4,855	2	94	901	0	175	3,954	2	
Troy Brown	1993-07	4,487	3	252	2,625	3	87	1,862	0	
Dave Meggett	1995-97	3,999	1	142	1,438	1	105	2,561	0	
Ellis Hobbs	2005-08	2,913	3	0	0	0	105	2,913	3	

GOSTKOWSKI EARNS PRO BOWL NOD

STEPHEN GOSTKOWSKI was named to his first career Pro Bowl this season and is the fourth Patriots kicker to be named to the Pro Bowl since the 1970 AFL-NFL merger, joining Adam Vinatieri (2002, 2004), Tony Franklin (1986) and John Smith (1980). **He has set the Patriots single-season record with an NFL-leading 34 field goals this season, and leads the league with 141 points, tying Adam Vinatieri's 2004 total as the most by a Patriots player since the 1970 AFL-NFL merger.**



EVEN STEPHEN

Since joining the Patriots as a fourth-round draft choice in 2006, Stephen Gostkowski has connected on 86.2 percent of his regular-season field goals (75-for-87), achieving the best field goal percentage in Patriots history.

PATRIOTS ALL-TIME LEADERS / FIELD GOAL PCT.

(Minimum 50 Attempts)

Player	Years	FGM	FGA	Pct.
Stephen Gostkowski	2006-08	75	87	.862
Adam Vinatieri	1996-05	263	321	.819
Matt Bahr	1993-95	55	72	.764
Tony Franklin	1984-87	93	125	.744

PATRIOTS SINGLE-SEASON LEADERS / FGs MADE

Player	Year	FGM	FGA	Pct.
Stephen Gostkowski	2008	34	37	.919
Tony Franklin	1986	32	41	.780
Adam Vinatieri	2004	31	33	.939
Adam Vinatieri	1998	31	39	.795

PATRIOTS SINGLE-SEASON LEADERS / FIELD GOAL PCT.

(Minimum 16 Attempts)

Player	Year	FGM	FGA	Pct.
Adam Vinatieri	2004	31	33	.939
Stephen Gostkowski	2008	34	37	.919
Adam Vinatieri	2002	27	30	.900
Stephen Gostkowski	2007	21	24	.875
Adam Vinatieri	1997	25	29	.862

MOST CONSECUTIVE FIELD GOALS MADE / TEAM HISTORY

Player	Strk Began	Strk Ended	Consec. FGs
Adam Vinatieri	11/24/96	11/09/97	25
Adam Vinatieri	10/10/04	12/26/04	23
Stephen Gostkowski	12/9/07	10/5/08	17
Adam Vinatieri	10/08/00	12/04/00	16
Tony Franklin	10/26/86	11/23/86	14

HOBBS IS TOP RETURNER

ELLIS HOBBS is the Patriots' all-time leader in kickoff return average (27.7) and **ranks third in the NFL this season by averaging 28.5 yards per return.** He returned his third career kickoff for a touchdown on Dec. 14 at Oakland, a 95-yard return for a score. Against Miami on Sept. 21, Hobbs set a team single-game record with 237 kickoff return yards and had long returns of 81 yards and 50 yards. Last season, Hobbs recorded the longest kickoff return in NFL history, a 108-yard touchdown return against the New York Jets on Sept. 9, 2007. **Hobbs's 1,281 kickoff return yards this season are the highest single-season total in Patriots history, and his three kickoff returns for touchdowns tie the highest career total in team history.**

PATRIOTS ALL-TIME LEADING KICKOFF RETURNERS (AVG.)

(Minimum 50 Returns)

Player	Years	KR	Yds	Avg.	TD
Ellis Hobbs	2005-08	105	2,913	27.7	3
Raymond Clayborn	1977-89	57	1,538	27.0	3
Larry Garron	1960-68	89	2,299	25.8	2
Mack Herron	1973-75	71	1,796	25.3	1



INSIDE THE NUMBERS

MILESTONES APPROACHING

3

The number of **penalties**, or fewer, that the Patriots need to have accepted by the Bills to set a new NFL record for fewest penalties in a season since the league went to a 16-game schedule in 1978. The Patriots enter this week's game with 55 accepted penalties against them in 2008, and the Seattle Seahawks set the 16-game record with just 59 penalties in 2007.

22

The number of **points** the Patriots need to score to pass the team's 1996 total (418 points) and claim the fourth-highest single-season point output in team history.

360

The number of **total net yards** the Patriots need to gain to claim second place on the franchise's single-season list of most total yards in a season. The Patriots enter this week's game with 5,606 total net yards, while the 1978 Patriots rank second in team history with 5,965 total net yards. New England is averaging 373.7 total net yards this season. The Patriots' franchise record is 6,580 total net yards, set in 2007.

25

The number of total **rushing yards** the Patriots need to pass their 2004 total (2,134 yards) and claim their highest rushing yardage total in the last 25 years, since gaining 2,605 yards on the ground in 1983.

9

The number of **first downs** the Patriots need to gain to claim second place on the franchise's single-season list of most first downs in a season. The Patriots enter this week's game with a league-best 340 first downs, while the 1994 Patriots rank second in team history with 458 first downs. The Patriots' franchise record is 393 first downs, set in 2007.

4

The number of receptions **Wes Welker** needs to set a new Patriots single-season reception record. He enters this week's game with 109 receptions, a total that ranks second in franchise history. Welker set the single-season team record with 112 receptions in 2007.

3

The number of touchdown passes **Matt Cassel** needs to pass Tony Eason's 1984 total of 23 scoring passes and claim the highest touchdown total by a Patriots quarterback in his first year as a starter.

15

The number of yards from scrimmage **Kevin Faulk** needs to reach a total of 1,000 yards from scrimmage this season and record the third 1,000-yard season of his career.

11

The number of rushing yards **Kevin Faulk** needs to pass Corey Dillon for seventh place on the Patriots' all-time rushing list. Faulk enters the game with 3,170 rushing yards for New England, while Dillon ranks seventh in team history with 3,180 yards in a Patriots uniform.

61

The number of receiving yards **Wes Welker** needs to pass Troy Brown's 2001 total (1,199 yards) and claim the third best single-season receiving yard performance in Patriots history.

1

The number of points **Stephen Gostkowski** needs to score to break a tie with Adam Vinatieri's 2004 total (141 points) for the most points scored by a Patriots player since the 1970 AFL-NFL merger.

15

The number of points **Stephen Gostkowski** needs to score to set the Patriots' single-season scoring record. He enters this week's game with 141 points (39 PATs, 34 FGs). Gino Cappelletti set the franchise record with 155 points in 1964 (7 TDs, 37 PATs, 25 FGs, 1 2-Pt).

MILESTONES APPROACHING (Cont.)

1

The number of touchdown receptions **Randy Moss** needs to reach 12 touchdown catches for the season and tie Stanley Morgan's 1979 total for second place on the Patriots' single-season touchdown reception list. Moss enters this week's game ranked third in team history with 11 scoring catches in 2008.

5

The number of receiving yards **Randy Moss** needs to reach 1,000 yards for the season and achieve the ninth 1,000-yard season of his 11-year career. Moss enters the game with 995 receiving yards in 2008.

11

The number of receiving yards **Randy Moss** needs to pass Andre Reed for ninth place on the NFL's all-time receiving yardage list. Moss enters the game ranked 10th in league history with 13,188 career receiving yards, while Reed ranks ninth with 13,198 career receiving yards.

8

The number of receptions **Randy Moss** needs to pass Rod Smith for 14th place on the NFL's all-time receptions list. Moss enters the game ranked 15th in league history with 842 career catches, while Smith places 14th with 849 career receptions.

STREAKING

11

The number of consecutive games the Patriots have won in the month of December, a streak that dates back to 2006.

10

The number of consecutive games the Patriots have won against the Buffalo Bills, a streak that dates back to 2003. A win this week would tie the Patriots record for most consecutive wins over an opponent (11, Buffalo, 1982-87).

54

The number of consecutive regular-season games the Patriots have won when having a positive turnover differential in the game. The last time the Patriots lost a game in which they won the turnover battle was on Oct. 27, 2002 against Denver, when they lost 24-16 despite having a +2 turnover differential.

12

The number of consecutive regular-season games the Patriots have won when a New England player has a 100-yard rushing game. The last time New England lost a game in which one of its runners broke the 100-yard mark was on Dec. 20, 2004, when the Patriots lost 29-28 at Miami despite a 121-yard effort by Corey Dillon.

159

The number of consecutive home games the Patriots have sold out. The streak includes every preseason, regular-season and playoff game since the 1994 regular-season opener.

5

The number of consecutive AFC East titles the Patriots have won entering 2008, marking the longest streak of consecutive crowns in the division's history.

7

The number of consecutive seasons in which the Patriots have won nine or more regular-season games. They are the only team in the NFL to have won at least nine games in each of the last seven seasons entering 2008.

TOSS UP

7-0

The Patriots' record this season when winning the coin toss.

3-5

The Patriots' record this season when losing the coin toss.

Gillette STADIUM™

HOME OF THE NEW ENGLAND PATRIOTS

Overall record at Gillette Stadium: 51-12 (.810)



The Patriots and their fans at Gillette Stadium have established one of the biggest home-field advantages in the country. Since its Grand Opening on Sept. 9, 2002, the Patriots have compiled a 51-12 record at their privately financed, state-of-the-art stadium. Patriots fans have embraced the team's new home with unprecedented fervor, extending the franchise's home sellout streak into its 15th year. In the seven seasons that New England has called Gillette Stadium home, every game has been sold out as the Patriots have won five AFC East titles, hosted two AFC Championship Games and recorded a 7-0 record in home playoff games at Gillette Stadium.

TOUGH AT HOME

The Patriots own an overall record of 51-12 (.810) at Gillette Stadium. Since their state-of-the-art facility opened at the beginning of the 2002 season, the Patriots own the NFL's best record at home. Now in their seventh season at Gillette Stadium, the Patriots have finished three seasons undefeated at home since the stadium opened (2003, 2004 and 2007) and own a perfect 7-0 playoff record at the venue.

BEST HOME RECORDS SINCE 2002

Team	W	L	T	Pct	PF	PA
New England	51	12	0	.810	1567	999
Indianapolis	47	14	0	.770	1713	1119
Pittsburgh	41	17	1	.703	1474	1108
Seattle	42	19	0	.689	1533	1132
Baltimore	39	18	0	.684	1302	929
Denver	39	19	0	.672	1393	1156
Philadelphia	41	21	0	.661	1462	1099
San Diego	38	20	0	.655	1553	1175
Minnesota	34	21	0	.618	1324	1094

NOTE: Records include regular-season and playoff games

HOMELAND DEFENSE

Since Gillette Stadium opened in 2002, the Patriots have had the NFL's best defense at home. New England has allowed an average of just 15.86 points per game, a figure that leads the league since 2002. Since 2003, the Patriots have allowed just 14.67 points per game at home (807 points in 55 games), a mark that is also the best in the NFL over that span.

FEWEST POINTS PER GAME ALLOWED AT HOME SINCE GILLETTE STADIUM OPENED IN 2002

Team	Stadium	GP	Pts	Pts/Gm
New England	Gillette Stadium	63	999	15.86
Baltimore	M&T Bank Stadium	57	929	16.30
Tampa Bay	Raymond James Stadium	58	964	16.62
Jacksonville	Jacksonville Municipal Stad.	56	963	17.20
Philadelphia	Vets Stadium/Lincoln Financial	62	1099	17.73
Indianapolis	RCA Dome/Lucas Oil Stadium	61	1119	18.34
Carolina	Bank of America Stad.	57	1056	18.53
N.Y. Jets	Giants Stadium	56	1046	18.68
Pittsburgh	Heinz Field	59	1108	18.78

NOTE: Records include regular-season and playoff games

PATRIOT PLACE

Patriot Place is New England's premier shopping, dining and entertainment destination. With retailers ranging from Bass Pro Shops to Victoria's Secret, Patriot Place visitors can find something for everyone this holiday season, while also treating their families to lunch or dinner at one of 12 great restaurants, a movie at Showcase Cinema de Lux or a visit to the amazing Hall at Patriot Place presented by Raytheon. For more information on Patriot Place, please visit Patriot-Place.com.

RETAIL (NOW OPEN)

Aéropostale
Bass Pro Shops
Bath & Body Works
Bed Bath & Beyond
CBS Store
Christmas Tree Shops
Circuit City
Claire's
PUMA
Crabtree & Evelyn
Eastern Mountain Sports
Fossil
G.H. Bass & Co.
Godiva
Victoria's Secret
Hollister
Life is Good
Off Broadway Shoe Warehouse
Old Navy
PacSun
Patriots Pro Shop

RETAIL (Cont.)

Reebok
Solstice Sunglass Boutique
Sprint
Staples
Journey's

DINING (NOW OPEN)

Bar Louie
Baskin Robbins Café 31
Blue Fin Lounge at Bass Pro Shops
CBS Scene Restaurant & Bar
Davio's
Studio 3 at Showcase Cinema de Lux
Dunkin' Donuts
Five Guys Burgers & Fries
Odoba
Red Robin Gourmet Burgers
Skipjack's
Tastings Wine Bar & Bistro

SERVICES, LIFESTYLE & ENTERTAINMENT (NOW OPEN)

Green Tangerine Salon
Showcase Cinema de Lux
Showcase Live
Sovereign Bank
The Hall at Patriot Place presented by Raytheon

COMING SOON

Brigham and Women's/
Mass General Health Care Center
Gamestop Tournament Store
GNC
Renaissance Hotel and Spa at Patriot Place

THE HALL AT PATRIOT PLACE

The Hall at Patriot Place presented by Raytheon is the crown jewel of Patriot Place and the only sports and education experience of its kind in the world. Through a dazzling array of interactive multimedia exhibits and artifacts never before viewable by the public, The Hall at Patriot Place presented by Raytheon showcases the tradition of the New England Patriots, explores the history of football in New England, and promotes math and science education for the thousands of schoolchildren expected to visit each year. For more information, please visit www.thehallatpatriotplace.com.





PATRIOTS NEWS AND NOTES

PATRIOTS WINNING STREAKS

The Patriots recorded the longest regular-season winning streak in NFL history, winning 21 consecutive regular-season games from Dec. 17, 2006 to Sept. 14, 2008. New England's 21-game regular-season winning streak eclipsing the previous NFL record of 18 consecutive regular-season wins, achieved by the Patriots from Oct. 5, 2003 to Oct. 24, 2004.

NFL'S LONGEST REGULAR-SEASON WIN STREAKS

Team	Years	Streak
New England Patriots	2006-08	21
New England Patriots	2003-04	18
Chicago Bears	1933-34	17
Pittsburgh Steelers	2004-05	16
Miami Dolphins	1983-84	16
Miami Dolphins	1971-73	16
Chicago Bears	1941-42	16

ON THE ROAD TO VICTORY

The Patriots won 12 consecutive regular-season road games from Dec. 24, 2006 to Oct. 5, 2008. New England's road winning streak is the second longest in NFL history, trailing only the San Francisco 49ers' 18 straight road wins from 1988-90.

MOST CONSECUTIVE ROAD VICTORIES / NFL HISTORY

Team	Victories	First Win	Final Win
San Francisco 49ers	18	11/27/88	12/30/90
New England Patriots	12	12/24/06	10/5/08
San Diego/LA Chargers	11	10/02/60	11/12/61
San Francisco 49ers	11	09/20/87	10/16/88
Pittsburgh Steelers	11	09/26/04	11/06/05

TOP TELEVISION RATINGS

Historically, the Patriots have been at or near the top of the weekly television ratings for the 2.4 million homes in the Boston TV market.

PATRIOTS 2008 RATINGS IN BOSTON TV MARKET

Date	Opponent	Net.	Boston TV	Rtg/Shr/Viewers
09/07	Kansas City	CBS	WBZ Ch. 4	23.7 / 55 / 568,000
09/14	at N.Y. Jets	CBS	WBZ Ch. 4	32.0 / 55 / 765,000
09/21	Miami	CBS	WBZ Ch. 4	20.5 / 48 / 492,000
10/05	at San Fran.	CBS	WBZ Ch. 4	30.7 / 54 / 739,000
10/12	at San Diego	NBC	WHDH Ch. 7	21.2 / 35 / 511,000
10/20	Denver	ESPN	WCVB Ch. 5	21.8 / 36 / 512,000
10/26	St. Louis	FOX	WFXT Ch. 25	23.5 / 52 / 567,000
11/02	at Indianapolis	NBC	WHDH Ch. 7	27.5 / 41 / 662,000
11/09	Buffalo	CBS	WBZ Ch. 4	25.1 / 57 / 604,000
11/13	N.Y. Jets	NFLN	WCVB Ch. 5	26.2 / 41 / 633,000
11/23	at Miami	CBS	WBZ Ch. 4	28.5 / 56 / 687,000
11/30	Pittsburgh	CBS	WBZ Ch. 4	33.2 / 52 / 799,000
12/07	at Seattle	CBS	WBZ Ch. 4	26.8 / 45 / 645,000
12/14	at Oakland	CBS	WBZ Ch. 4	N/A (Ice Storm)
12/21	Arizona	FOX	WFXT Ch. 25	33.1 / 55 / TBD

Each ratings point represents one percent of the 2.4 million homes in the Boston TV market. ESPN/NFLN games include Rating and Share as a combined figure from both ESPN/NFLN and WCVB.

PATRIOTS RATINGS HISTORY

Regular Season	Rating / Share / Viewers
2008 Regular Season Average.....	26.2 / 48 / 629,000
2007 Regular Season Average.....	33.8 / 56 / 807,000
2006 Regular Season Average.....	26.7 / 52 / 634,000
2005 Regular Season Average.....	27.2 / 51 / N/A
2004 Regular Season Average.....	31.2 / 56 / N/A
2003 Regular Season Average.....	26.8 / 51 / N/A
2002 Regular Season Average.....	28.5 / 53 / N/A
2001 Regular Season Average.....	24.7 / 48 / N/A

Playoffs	Rating / Share
2007 Postseason Average.....	47.3 / 72
2006 Postseason Average.....	44.1 / 66
2005 Postseason Average.....	38.3 / 60
2004 Postseason Average.....	48.9 / 70
2003 Postseason Average.....	47.0 / 72
2001 Postseason Average.....	47.4 / 73

HOT WHEN IT'S COLD

The Patriots have enjoyed tremendous recent success in cold weather and are 24-4 since 1993 when the kickoff temperature is 34 degrees or colder. The Patriots are 17-1 when it's 30 degrees or colder. Additionally, the Patriots are 10-0 all-time in snowy games in Foxborough since moving from Boston in 1971.

PATRIOTS GAMES 34 DEGREES OR COLDER

SINCE 1993 (24-4)

Date	Opp.	Temp	Notes	W/L	Score
01/10/04	TEN*	4	Wind Chill -10	W	17-14
01/23/05	at PIT*	11	Wind Chill -1	W	41-27
12/26/93	IND	19	Wind Chill -1	W	38-0
01/20/08	SD*	23	Wind Chill 9	W	21-12
01/07/06	JAX*	24	Clear and Calm	W	28-3
12/21/96	at NYG	24	Wind Chill 17	W	23-22
01/01/06	MIA	25	Wind Chill 20	L	26-28
01/16/05	IND*	25	Snow	W	20-3
12/14/03	JAX	25	Wind Chill 16	W	27-13
01/19/02	OAK*	25	Snow	W	16-13 ot
12/05/05	NYJ	26	Light Snow	W	16-3
12/10/95	NYJ	26	Wind Chill 12	W	31-28
01/12/97	JAX*	27	Wind Chill 11	W	20-6
12/07/03	MIA	28	Wind Chill 17	W	12-0
12/21/08	ARZ	30	Snow	W	47-7
12/11/05	at BUF	30	Light Snow	W	35-7
12/26/04	at NYJ	30	Wind Chill 21	W	23-7
12/20/03	at NYJ	30	Wind Chill 20	W	21-16
11/05/06	IND	31	Clear and Calm	L	20-27
12/24/00	MIA	31	Wind Chill 22	L	24-27
01/02/05	SF	32	Wind Chill 27	W	21-7
01/18/04	IND*	32	Light Snow	W	24-14
11/16/03	DAL	33	Cloudy and Calm	W	12-0
11/26/95	at BUF	33	Flurries	W	35-25
11/30/08	PIT	34	Rain	L	10-33
12/09/07	PIT	34	Cloudy and Cold	W	34-13
12/16/01	at BUF	34	Wind Chill 25	W	12-9 ot
12/12/93	CIN	34	Wind Chill 23	W	7-2

*-Playoffs

THE GREATEST SHOW IN SNOW

The Patriots are 10-0 all-time in games in Foxborough when snow has fallen during the game. Three of the Patriots' home playoff games have involved frozen precipitation, with all three contests ending in memorable victories. Below is a list of all of the Patriots' snow games in Foxborough since they moved from Boston in 1971.

SNOW GAMES IN FOXBOROUGH (10-0)

Date	Opp.	Temp	Weather	W/L	Score
12/21/08	ARZ	30	Snow	W	47-7
12/04/05	NYJ	26	Light Snow	W	16-3
01/16/05	IND*	25	Snow	W	20-3
01/18/04	IND*	32	Light Snow	W	24-14
12/14/03	JAX	25	Snow in 2nd Half	W	27-13
12/07/03	MIA	28	Cold, Snow, Wind	W	12-0
01/19/02	OAK*	25	Snow, 3-5 inches	W	16-13 ot
12/04/83	NO	35	Cold, Snowing	W	7-0
12/12/82	MIA	22	Wind, Snow	W	3-0
12/10/78	BUF	28	Snow, Some Sun	W	26-24

*-Playoffs

BILL BELICHICK ERA SNOW GAMES (9-0)

Date	Opp.	Temp	Weather	W/L	Score
12/21/08	ARZ	30	Snow	W	47-7
12/10/05	at BUF	30	Light Snow	W	35-7
12/04/05	NYJ	26	Light Snow	W	16-3
01/16/05	IND*	25	Snow	W	20-3
01/18/04	IND*	32	Light Snow	W	24-14
12/14/03	JAX	25	Snow in 2nd Half	W	27-13
12/07/03	MIA	28	Cold, Snow, Wind	W	12-0
01/19/02	OAK*	25	Snow, 3-5 inches	W	16-13 ot
12/17/00	at BUF	35	Snow Showers	W	13-10 ot

*-Playoffs



COACH BELICHICK ON...

Coach Belichick on Matt Cassel, Oct. 27

I think Matt is really progressing in all areas - his decision-making, his reads in coverages [and] his pocket presence. Not that we are cutting anything back but we are building offensively as any team would in the seventh week of the regular season relative to the first week of the season, relative to the 14th week of the season. You build things not just with your quarterback but with your entire offensive, or defensive, or special teams unit. You add plays, you add wrinkles, you do complimentary things and so that has been a part of it too. I think Matt's improved in a lot of areas in his game. As have a lot of other players as they have played more. His pocket presence, his decision making, reading the coverages, going to secondary receivers, reminding guys offensively about their splits or their depths - just part of the overall operation of offense is better than it was two months ago.

Coach Belichick on Kevin Faulk, Oct. 26

Kevin is a good football player and you are right he has made a lot of plays since I have been here and before. He has been a very dependable and consistent player. It seems like you can always count on Kevin no matter what phase of the game it is in. Whether it is returning kicks, blocking, pass protection, catching, running, two point plays [or] being on the goal line. He is a clutch player and he is a good player. He does a lot of things well and I think he is a guy that we all have a lot of confidence in around here - coaches, players, quarterbacks, the whole football team. He comes to work everyday. He is one of the best team players we have. He is all about our football team whatever he can do to help us win he'd do - mop the floors, he'd mop them. Like Troy Brown, you just can't say enough about a guy like Kevin Faulk.

Coach Belichick on Gary Guyton, Nov. 4

He kind of has a little bit of everything but I don't know if he is the prototype in terms of size, speed and all of that for any of [the linebacker] positions. But he seems to do well enough to play elements of all of them. He was one of the fastest players at the combine at his position. His ability to run I think is evident and that shows up in the kicking game. We saw that early in the Baltimore game when he ran a return route out of bounds down there on the goal line for a long return. He has been on the field everyday. He just keeps getting better and working hard. He has some things going for him and the biggest thing is he is taking advantage of his play opportunity.

Coach Belichick on Logan Mankins, Nov. 26

I would say Logan is one of our most consistent players on and off the field. He is really pretty much the same guy every day. It is like time standing still. He has played that one spot. We have never really moved him. He has played well. I am not saying that he hasn't improved, he has improved. He has played that same spot and he has played it pretty well. He has the same personality whether he was a rookie or whether he is a veteran player, one of the more experienced players now on our team.

Coach Belichick on Brandon Meriweather, Dec. 16

I think in every area of Brandon's game he continues to get better. He's played a little bit more down closer to the line of scrimmage than he has in the past in sub situations or when he was in there with Rodney. He has shown to be a good tackler, good in run support and good around the line of scrimmage. He has done a good job in the deep part of the field and in some man-to-man coverage situations that he has been asked to play in, like the St. Louis game where we were facing four wide receiver personnel. He was playing the inside corner position on that. Through the course of the season he has been asked to do a lot of different things. He has really improved in all of them. I think he's having a good year. He has certainly come a long way as a player in these two seasons and continues to get better. He is a really dependable guy. He's smart and makes very few

errors back there in the secondary — not just himself, but also in terms of the overall communication back there with the group. He is playing with a lot of confidence and we have a lot of confidence in him because of the way he's been playing.

Coach Belichick on Jerod Mayo, Dec. 17

Jerod has done a lot for us. We have asked a lot of him. From day one he has been a well-prepared, very mature player who can do a lot of things: play in the running game, play in the passing game, blitz, helps us in the kicking game. He's a good football player that has good versatility. He's smart, makes a lot of defensive adjustments and calls for us. He runs well. He is tough. He is a good all around football player. He is very mature. He is very professional. For a rookie, he is probably as professional as anybody I've coached.

Coach Belichick on Brandon Meriweather, Oct. 22

I think his awareness, his preparation, his overall decision making and recognition of what is going on and the quarterbacks and their tendencies, all of those things have improved significantly and he works hard at it. Brandon works hard at the preparation and I think that has paid off. Even though teams run the same patterns, who is running them and who is throwing them is different. So sometimes you want to play them differently. The plays he has made on the deep ball this season, he has been really productive back there.

Coach Belichick on James Sanders, Oct. 22

James has come a long way as a player. He improved as a rookie but I think he dramatically improved after his second year after the Denver game [on Sept. 24, 2006] in his communication and his understanding of the passing game. I think when he came into the league he was a real good special teams player, real good physical player, real good tackler, real good in the running game. I think he has really developed in the passing game - coverages, techniques, understand coverages, how to organize the coverages in the secondary.

Coach Belichick on Junior Seau, Dec. 5

He is a good player. He is a good person and he loves the game. I think that enthusiasm and passion carries over to everybody who is around him: players, coaches and people in the organization. He is a special guy and a special player. He brings a lot, he really does. It is pretty remarkable what he is doing and the fact that he played as much as he did last year and at his age, at this level it is pretty remarkable, especially at that position. I am lucky to have coached a couple guys like that: Clay Matthews and Junior. That is rare at that position. A lot of guys don't even make it until 30, let alone 40.

Coach Belichick on Wes Welker, Dec. 17

Wes is a hard working guy. He's very conscientious and diligent. I think he is very professional and puts a lot into his job. He is here early, stays late. For his size, amount of catches and hits he has taken, he has been very durable. He's out there both on the practice field and in the games just about all the time. If anything, we have to slow him down a little bit, ask him to back off or pull him out to try to help that durability and help him last a little bit longer. He works hard at it. He has all the skills that we saw he had when he was down in Miami. We couldn't cover him when we played against him down there and he is still hard to cover. We have a hard time with him in practice and it looks like teams have a hard time with him in the games.

Coach Belichick on Jonathan Wilhite, Dec. 17

I think he has improved steadily through the course of the season. In some of his opportunities to play and having some success, no question that helps a corner's confidence to go out there and do it on the field and in game situations. It's good to do it in practice. That helps. But when you are doing it in games, that's really good for your confidence.



2008 OFFENSIVE STATISTICS

WON 10, LOST 5

09/07 W 17-10	Kansas City	68,756
09/14 W 19-10	at New York Jets	78,554
09/21 L 13-38	Miami	68,756
10/05 W 30-21	at San Francisco	67,650
10/12 L 10-30	at San Diego	68,704
10/20 W 41- 7	Denver	68,756
10/26 W 23-16	St. Louis	68,756
11/02 L 15-18	at Indianapolis	66,508
11/09 W 20-10	Buffalo	68,756
11/13 L 31-34 OT	New York Jets	68,756
11/23 W 48-28	at Miami	67,146
11/30 L 10-33	Pittsburgh	68,756
12/07 W 24-21	at Seattle	68,077
12/14 W 49-26	at Oakland	62,179
12/21 W 47- 7	Arizona	68,756
12/28	at Buffalo	

	N.E.	Opp.
TOTAL FIRST DOWNS	340	253
Rushing	135	69
Passing	180	171
Penalty	25	13
3rd Down: Made/Att	94/212	82/188
3rd Down Pct.	44.3	43.6
4th Down: Made/Att	14/19	2/8
4th Down Pct.	73.7	25.0
POSSESSION AVG.	32:10	27:50
TOTAL NET YARDS	5606	4668
Avg. Per Game	373.7	311.2
Total Plays	1039	858
Avg. Per Play	5.4	5.4
NET YARDS RUSHING	2110	1561
Avg. Per Game	140.7	104.1
Total Rushes	466	380
NET YARDS PASSING	3496	3107
Avg. Per Game	233.1	207.1
Sacked/Yards Lost	47/216	29/226
Gross Yards	3712	3333
Att./Completions	526/333	449/274
Completion Pct.	63.3	61.0
Had Intercepted	11	14
PUNTS/AVERAGE	46/43.7	72/43.5
NET PUNTING AVG.	46/37.0	72/36.4
PENALTIES/YARDS	55/491	78/616
FUMBLES/BALL LOST	17/10	16/7
TOUCHDOWNS	42	37
Rushing	20	8
Passing	21	27
Returns	1	2

* SCORE BY PERIODS	Q1	Q2	Q3	Q4	OT	PTS
TEAM	81	123	99	94	0	397
OPPONENTS	75	79	61	91	3	309

* SCORING	T	D	Ru	Pa	Rt	K	PAT	FG	S	PTS
Gostkowski	0	0	0	0	39/39	34/37	0	141		
Moss	11	0	11	0			0	66		
Morris	7	7	0	0			0	42		
Faulk	6	3	3	0			0	36		
Green-Ellis	5	5	0	0			0	30		
Welker	3	0	3	0			0	20		
Jordan	3	3	0	0			0	18		
Gaffney	2	0	2	0			0	14		
Cassel	2	2	0	0			0	12		
Watson	2	0	2	0			0	12		
Hobbs	1	0	0	1			0	6		
TEAM	42	20	21	1	39/39	34/37	0	397		
OPPONENTS	37	8	27	2	34/35	17/20	0	309		

2-Pt. Conversions: Gaffney, Welker,
TEAM 2-3, OPPONENTS 1-2

SACKS: Seymour 8, A. Thomas 5, Vrabel 4, Wright 2.5, Meriweather 2, Warren 2, Wilfork 2, Hobbs 1.5, Woods 1, (group) 1, TEAM 29, OPPONENTS 47

FUM/LOST: Cassel 7/4, Moss 3/2, Slater 2/1, Hobbs 1/0, Jordan 1/0, Morris 1/1, Watson 1/1, Welker 1/1

* PASSING	Att	Cmp	Yds	Cmp%	Yds/Att	TD	TD%	Int	Int%	Long	Sack/Lost	Rating
Cassel	508	321	3615	63.2	7.12	21	4.1	11	2.2	76t	46/ 214	89.1
Brady	11	7	76	63.6	6.91	0	0.0	0	0.0	26	0/ 0	83.9
O'Connell	6	4	23	66.7	3.83	0	0.0	0	0.0	12	1/ 2	73.6
Faulk	1	1	-2	100.0	-2.00	0	0.0	0	0.0	-2	0/ 0	79.2
TEAM	526	333	3712	63.3	7.06	21	4.0	11	2.1	76t	47/ 216	88.8
OPPONENTS	449	274	3333	61.0	7.42	27	6.0	14	3.1	78t	29/ 226	90.9

* RUSHING	No.	Yds	Avg	Long	TD
Morris	132	642	4.9	35	7
Faulk	83	507	6.1	41	3
Jordan	60	299	5.0	49t	3
Green-Ellis	74	275	3.7	15	5
Cassel	70	251	3.6	19	2
Maroney	28	93	3.3	17	0
Welker	3	26	8.7	19	0
Evans	11	23	2.1	4	0
Moss	2	0	0.0	2	0
O'Connell	3	-6	-2.0	-2	0
TEAM	466	2110	4.5	49t	20
OPPONENTS	380	1561	4.1	62t	8

* RECEIVING	No.	Yds	Avg	Long	TD
Welker	109	1139	10.4	64	3
Moss	68	995	14.6	76t	11
Faulk	57	478	8.4	22	3
Gaffney	38	468	12.3	37	2
Watson	22	209	9.5	29	2
Morris	17	161	9.5	42	0
D. Thomas	9	93	10.3	18	0
Aiken	8	101	12.6	43	0
Green-Ellis	3	37	12.3	20	0
Evans	1	28	28.0	28	0
Washington	1	3	3.0	3	0
TEAM	333	3712	11.1	76t	21
OPPONENTS	274	3333	12.2	78t	27

* INTERCEPTIONS	No.	Yds	Avg	Long	TD
Meriweather	4	25	6.3	19	0
O'Neal	3	49	16.3	47	0
Hobbs	3	0	0.0	4	0
Wilhite	1	16	16.0	16	0
J. Sanders	1	9	9.0	9	0
Vrabel	1	5	5.0	5	0
Harrison	1	0	0.0	0	0
TEAM	14	104	7.4	47	0
OPPONENTS	11	186	16.9	89	0

* PUNTING	No.	Yds	Avg	Net	TB	In	Lg	B
Hanson	46	2008	43.7	37.0	9	19	70	0
TEAM	46	2008	43.7	37.0	9	19	70	0
OPPONENTS	72	3135	43.5	36.4	7	19	82	0

* PUNT RETURNS	Ret	FC	Yds	Avg	Long	TD
Welker	24	6	237	9.9	44	0
Faulk	10	9	132	13.2	24	0
O'Neal	2	1	2	1.0	2	0
TEAM	36	16	371	10.3	44	0
OPPONENTS	10	13	128	12.8	29	0

* KICKOFF RETURNS	No.	Yds	Avg	Long	TD
Hobbs	45	1281	28.5	95t	1
Slater	11	155	14.1	31	0
Faulk	2	36	18.0	25	0
Morris	2	37	18.5	24	0
Neal	1	27	27.0	27	0
Welker	1	26	26.0	26	0
TEAM	62	1562	25.2	95t	1
OPPONENTS	72	1638	22.8	92t	2

* FIELD GOALS	1-19	20-29	30-39	40-49	50+
Gostkowski	0/ 0	9/10	15/15	9/11	1/1
TEAM	0/ 0	9/10	15/15	9/11	1/1
OPPONENTS	0/ 0	10/10	3/ 4	3/ 5	1/1
Gostkowski:	(37G)	(21G, 37G, 28G, 27G)	(37G, 44G)		
	(35G, 40G, 49G)	(48N, 47G)	(31G, 40G)	(30G, 27G, 41G)	
	(29G, 35G, 25G)	(32G, 49N, 37G)	(42G, 31G, 47G)	(30G)	
	(30G)	(29G, 27N)	(50G, 42G, 27G)	() (38G, 35G, 24G, 30G)	
OPPONENTS:	(40G)	(31N, 21G)	(39G)	() (25G, 44N, 35G, 23G)	() (20G, 44G, 25G)
	(52G)	(25G)	(22G, 34G)	() (20G, 25G, 20G, 40N, 45G)	() () ()



2008 DEFENSIVE STATISTICS

Tackle Statistics based on Coaches Film Review

PLAYER	TACKLES			SACKS			INTERCEPTIONS				FUMBLES				SP. TEAMS				
Name	TT	UT	A	S/	Yds	QH	Int/	Yds	TD	PD	FF	FR/	Yds	TD	TT	UT	A	FF	FR
Jerod Mayo	130	89	41	-	-	1	-	-	-	4	1	1	0	0	2	2	0	-	-
Vince Wilfork	75	48	27	2.0	13.0	3	-	-	-	1	-	-	-	-	-	-	-	-	-
Brandon Meriweather	74	52	22	2.0	19.0	1	4	25	0	9	2	0	0	0	10	2	8	-	-
Tedy Bruschi	71	38	33	-	-	1	-	-	-	1	-	-	-	-	-	-	-	-	-
Richard Seymour	63	34	29	8.0	50.0	17	-	-	-	1	0	1	0	0	-	-	-	-	-
Ty Warren	62	36	26	2.0	11.0	4	-	-	-	-	1	1	8	0	-	-	-	-	-
Mike Vrabel	60	32	28	4.0	23.0	8	1	5	0	4	1	0	0	0	1	0	1	-	-
James Sanders	58	37	21	-	-	-	1	9	0	3	-	-	-	-	4	2	2	-	-
Rodney Harrison	45	27	18	-	-	2	1	0	0	2	1	0	0	0	-	-	-	-	-
Ellis Hobbs	42	36	6	1.5	9.5	1	3	0	0	11	-	-	-	-	2	0	2	-	-
Adalius Thomas	35	24	11	5.0	64.0	7	-	-	-	4	-	-	-	-	1	0	1	-	-
Mike Wright	33	17	16	2.5	24.5	7	-	-	-	-	2	0	0	0	-	-	-	-	-
Deltha O'Neal	32	30	2	-	-	-	3	49	0	7	-	-	-	-	-	-	-	-	-
Jarvis Green	31	16	15	-	-	2	-	-	-	-	0	1	0	0	-	-	-	-	-
Pierre Woods	27	20	7	1.0	5.0	2	-	-	-	1	-	-	-	-	11	9	2	-	-
Gary Guyton	26	22	4	-	-	-	-	-	-	3	0	2	7	0	7	3	4	-	-
Lewis Sanders	25	21	4	-	-	1	-	-	-	1	1	0	0	0	2	1	1	-	-
Junior Seau	19	13	6	-	-	-	-	-	-	-	-	-	-	-	-	-	-	-	-
Le Kevin Smith	19	10	9	-	-	-	-	-	-	-	0	1	0	0	-	-	-	-	-
Jonathan Wilhite	18	14	4	-	-	-	1	16	0	2	-	-	-	-	4	2	2	-	-
Jason Webster	5	3	2	-	-	-	-	-	-	-	1	0	0	0	-	-	-	-	-
Mike Richardson	4	4	0	-	-	-	-	-	-	-	-	-	-	-	8	6	2	1	0
Rosevelt Colvin	4	2	2	-	-	1	-	-	-	-	-	-	-	-	-	-	-	-	-
Terrence Wheatley	2	2	0	-	-	-	-	-	-	2	-	-	-	-	-	-	-	-	-
Vince Redd	2	0	2	-	-	-	-	-	-	1	-	-	-	-	4	0	4	-	-
Antwain Spann	1	1	0	-	-	-	-	-	-	-	-	-	-	-	4	2	2	-	-
TEAM	0	0	0	1.0	7.0	-	-	-	-	-	-	-	-	-	-	-	-	-	-
Larry Izzo	0	0	0	-	-	-	-	-	-	-	-	-	-	-	12	6	6	-	-
Matthew Slater	0	0	0	-	-	-	-	-	-	-	-	-	-	-	12	5	7	-	-
Sam Aiken	0	0	0	-	-	-	-	-	-	-	-	-	-	-	10	3	7	-	-
Kelley Washington	0	0	0	-	-	-	-	-	-	-	-	-	-	-	7	6	1	-	-
Ray Ventrone	0	0	0	-	-	-	-	-	-	-	-	-	-	-	6	4	2	-	-
Heath Evans	0	0	0	-	-	-	-	-	-	-	-	-	-	-	3	1	2	-	-
Chris Hanson	0	0	0	-	-	-	-	-	-	-	-	-	-	-	2	1	1	-	-
Stephen Gostkowski	0	0	0	-	-	-	-	-	-	-	-	-	-	-	2	0	2	-	-
Totals	963	628	335	29.0	226.0	58	14	104	0	57	10	7	15	0	114	55	59	1	0

FUMBLES - LOST (17-10)

	No.	Lost	Own Rec	O.B.
Matt Cassel	7	4	2	0
Randy Moss	3	2	1	0
Matthew Slater	2	1	0	0
Sammy Morris	1	1	1	0
Wes Welker	1	1	0	0
Benjamin Waston	1	1	0	0
LaMont Jordan	1	0	1	0
Ellis Hobbs	1	0	1	0
Mark LeVoi	0	0	1	0
Totals	17	10	7	0

MISC. OFFENSIVE STATS

	Tkl	Ast	FF	FR
Randy Moss	4	0	0	0
Wes Welker	4	0	0	0
Logan Mankins	3	0	0	0
Matt Cassel	2	0	0	0
Benjamin Watson	2	0	0	0
Kevin Faulk	1	0	0	0
BenJarvus Green-Ellis	1	0	0	0
Totals	17	0	0	0

KEY

TT-Total Tackles	Int/Yds-Interceptions/Yards Returned
UT-Unassisted Tackles	PD-Passes Defensed
A-Assisted Tackles	FF-Forced Fumbles
S/YL-Sacks/Yards Lost	FR/Yds-Fumble Recoveries/Yards Returned
QH-Quarterback Hits	

BLOCKED KICKS

	XP	FG	P
Vince Wilfork	1		
Totals	1	0	0



2008 NEW ENGLAND PATRIOTS ROSTER

AS OF DECEMBER 23, 2008

ALPHABETICAL ROSTER

#	NAME	POS	HT	WT	BORN	YR	COLLEGE	H.S. HOMETOWN
88	Aiken, Sam	WR	6-2	215	12/14/1980	6	North Carolina	Kenansville, N.C.
65	Britt, Wesley	T	6-8	320	11/21/1981	3	Alabama	Cullman, Ala.
54	Bruschi, Tedy	LB	6-1	247	6/9/1973	13	Arizona	Roseville, Calif.
16	Cassel, Matt	QB	6-4	230	5/17/1982	4	Southern California	Northridge, Calif.
95	Colvin, Rosevelt	LB	6-3	250	9/5/1977	10	Purdue	Indianapolis, Ind.
63	Connolly, Dan	G/C	6-4	313	9/2/1982	3	Southeast Missouri St.	St. Louis, Mo.
85	DeVree, Tyson	TE	6-6	245	11/12/1984	R	Colorado	Hudsonville, Mich.
44	Evans, Heath	RB	6-0	250	12/30/1978	8	Auburn	West Palm Beach, Fla.
33	Faulk, Kevin	RB	5-8	202	6/5/1976	10	Louisiana State	Carencro, La.
10	Gaffney, Jabar	WR	6-1	200	12/1/1980	7	Florida	Jacksonville, Fla.
3	Gostkowski, Stephen	K	6-1	210	1/28/1984	3	Memphis	Madison, Miss.
97	Green, Jarvis	DL	6-3	285	1/12/1979	7	Louisiana State	Donaldsonville, La.
42	Green-Ellis, BenJarvus	RB	5-11	215	7/2/1985	R	Mississippi	New Orleans, La.
7	Gutierrez, Matt	QB	6-4	230	6/9/1984	2	Idaho State	Concord, Calif.
59	Guyton, Gary	LB	6-3	242	11/14/1985	R	Georgia Tech	Hinesville, Ga.
6	Hanson, Chris	P	6-2	202	10/25/1976	10	Marshall	Sharpsburg, Ga.
27	Hobbs, Ellis	CB	5-9	195	5/16/1983	4	Iowa State	DeSoto, Texas
71	Hochstein, Russ	G/C	6-4	305	10/7/1977	8	Nebraska	Hartington, Neb.
53	Izzo, Larry	LB	5-10	228	9/26/1974	13	Rice	Houston, Texas
32	Jordan, LaMont	RB	5-10	230	11/11/1978	8	Maryland	Suitland, Md.
77	Kaczur, Nick	T	6-4	315	7/28/1979	4	Toledo	Brantford, Ontario
67	Koppen, Dan	C	6-2	296	9/12/1979	6	Boston College	Whitehall, Pa.
64	LeVoi, Mark	T	6-7	306	7/29/1982	2	Notre Dame	Eden Prairie, Minn.
72	Light, Matt	T	6-4	305	6/23/1978	8	Purdue	Greenville, Ohio
70	Mankins, Logan	G	6-4	310	3/10/1982	4	Fresno State	Catheys Valley, Calif.
51	Mayo, Jerod	LB	6-1	242	2/23/1986	R	Tennessee	Hampton, Va.
31	Meriweather, Brandon	DB	5-11	200	1/14/1984	2	Miami (Fla.)	Apopka, Fla.
34	Morris, Sammy	RB	6-0	220	3/23/1977	9	Texas Tech	San Antonio, Texas
81	Moss, Randy	WR	6-4	210	2/13/1977	11	Marshall	Rand, W. Va.
61	Neal, Stephen	G	6-4	305	10/9/1976	7	Cal State-Bakersfield	San Diego, Calif.
5	O'Connell, Kevin	QB	6-5	225	5/25/1985	R	San Diego State	Carlsbad, Calif.
21	O'Neal, Deltha	CB	5-11	194	1/30/1977	9	California	Milpitas, Calif.
66	Paxton, Lonie	LS	6-2	260	3/13/1978	9	Sacramento State	Corona, Calif.
49	Redd, Vince	LB	6-6	260	9/1/1985	R	Liberty	Elizabethton, Tenn.
35	Richardson, Mike	CB	5-11	190	2/18/1984	2	Notre Dame	Warner Robins, Ga.
36	Sanders, James	S	5-10	210	11/11/1983	4	Fresno State	Porterville, Calif.
29	Sanders, Lewis	CB	6-1	210	6/22/1978	9	Maryland	Staten Island, N.Y.
55	Seau, Junior	LB	6-3	250	1/19/1969	19	Southern California	Oceanside, Calif.
93	Seymour, Richard	DL	6-6	310	10/6/1979	8	Georgia	Gadsden, S.C.
18	Slater, Matthew	WR	6-0	198	9/9/1985	R	UCLA	Anaheim, Calif.
90	Smith, Le Kevin	DL	6-3	308	7/21/1982	3	Nebraska	Macon, Ga.
28	Spann, Antwain	S	6-0	195	2/22/1983	3	Louisiana-Lafayette	Oceanside, Calif.
86	Thomas, David	TE	6-3	248	7/5/1983	3	Texas	Wolfforth, Texas
41	Ventrone, Ray	DB	5-10	200	10/21/1982	3	Villanova	Pittsburgh, Pa.
50	Vrabel, Mike	LB	6-4	261	8/14/1975	12	Ohio State	Akron, Ohio
94	Warren, Ty	DL	6-5	300	2/6/1981	6	Texas A&M	Bryan, Texas
15	Washington, Kelley	WR	6-3	215	8/21/1979	6	Tennessee	Stephens City, Va.
84	Watson, Benjamin	TE	6-3	255	12/18/1980	5	Georgia	Rock Hill, S.C.
83	Welker, Wes	WR	5-9	185	5/1/1981	5	Texas Tech	Oklahoma City, Okla.
75	Wilfork, Vince	NT	6-2	325	11/4/1981	5	Miami (Fla.)	Boynton Beach, Fla.
24	Wilhite, Jonathan	CB	5-11	185	2/23/1984	R	Auburn	Monroe, La.
99	Wright, Mike	DL	6-4	295	3/1/1982	4	Cincinnati	Cincinnati, Ohio
74	Yates, Billy	G	6-2	305	4/15/1980	5	Texas A&M	Fort Worth, Texas

NUMERICAL ROSTER

#	NAME	POS
3	Stephen Gostkowski	K
5	Kevin O'Connell	QB
6	Chris Hanson	P
7	Matt Gutierrez	QB
10	Jabar Gaffney	WR
15	Kelley Washington	WR
16	Matt Cassel	QB
18	Matthew Slater	WR
21	Deltha O'Neal	CB
24	Jonathan Wilhite	CB
27	Ellis Hobbs III	CB
28	Antwain Spann	S
29	Lewis Sanders	CB
31	Brandon Meriweather	DB
32	LaMont Jordan	RB
33	Kevin Faulk	RB
34	Sammy Morris	RB
35	Mike Richardson	CB
36	James Sanders	S
41	Ray Ventrone	DB
42	BenJarvus Green-Ellis	RB
44	Heath Evans	RB
49	Vince Redd	LB
50	Mike Vrabel	LB
51	Jerod Mayo	LB
53	Larry Izzo	LB
54	Tedy Bruschi	LB
55	Junior Seau	LB
59	Gary Guyton	LB
61	Stephen Neal	G
63	Dan Connolly	G/C
64	Mark LeVoi	T
65	Wesley Britt	T
66	Lonie Paxton	LS
67	Dan Koppen	C
70	Logan Mankins	G
71	Russ Hochstein	G/C
72	Matt Light	T
74	Billy Yates	G
75	Vince Wilfork	NT
77	Nick Kaczur	T
81	Randy Moss	WR
83	Wes Welker	WR
84	Benjamin Watson	TE
85	Tyson DeVree	TE
86	David Thomas	TE
88	Sam Aiken	WR
90	Le Kevin Smith	DL
93	Richard Seymour	DL
94	Ty Warren	DL
95	Rosevelt Colvin	LB
97	Jarvis Green	DL
99	Mike Wright	DL

PRACTICE SQUAD

#	NAME	POS	HT	WT	BORN	YR	COLLEGE	H.S. HOMETOWN
62	Adams, Titus	DL	6-4	305	1/28/1983	1	Nebraska	Omaha, Neb.
48	Craig, Angelo	LB	6-5	242	9/5/1985	R	Cincinnati	Cleveland, Ohio
30	Dillard, Mark	S	5-11	210	12/5/1986	R	Louisiana Tech	Baton Rouge, La.
1	Malone, Tom	P	6-0	205	3/29/1984	1	Southern California	Lake Elsinore, Calif.
17	Price, Maurice	WR	6-1	197	9/11/1985	2	Charleston Southern	Olympia, Fla.
92	Robertson, Darrell	LB	6-4	246	4/15/1986	R	Georgia Tech	Jonesboro, Ga.
69	Wendell, Ryan	G	6-2	275	3/4/1986	R	Fresno State	Diamond Bar, Calif.

PRACTICE SQUAD

#	NAME	POS
1	Tom Malone	P
17	Maurice Price	WR
30	Mark Dillard	S
48	Angelo Craig	LB
62	Titus Adams	DL
69	Ryan Wendell	G
92	Darrell Robertson	LB

RESERVE/INJURED LIST

#	NAME	POS	HT	WT	BORN	YR	COLLEGE	H.S. HOMETOWN
52	Alexander, Eric	QB	6-2	240	2/8/1982	4	Louisiana State	Port Arthur, Texas
12	Brady, Tom	LB	6-4	225	8/3/1977	9	Michigan	San Mateo, Calif.
98	Crabbe, Shawn	LB	6-5	243	12/26/1984	R	Michigan	Massillon, Ohio
37	Harrison, Rodney	S	6-1	220	12/15/1972	15	Western Illinois	Chicago, Ill.
39	Maroney, Laurence	RB	5-11	220	2/5/1985	3	Minnesota	St. Louis, Mo.
68	O'Callaghan, Ryan	T	6-7	330	7/19/1983	3	California	Redding, Calif.
91	Ruud, Bo	LB	6-3	235	9/2/1984	R	Nebraska	Lincoln, Neb.
95	Smith, Kenny	DL	6-4	303	9/8/1977	6	Alabama	Meridian, Miss.
75	Stokes, Barry	OL	6-4	310	12/20/1973	11	Eastern Michigan	Flint, Mich.
96	Thomas, Adalius	LB	6-2	270	8/18/1977	9	Southern Mississippi	Equality, Ala.
23	Webster, Jason	CB	5-9	187	9/8/1977	9	Texas A&M	Houston, Texas
22	Wheatley, Terrence	CB	5-9	183	5/5/1985	R	Colorado	Plano, Texas
26	Williams, Tank	S	6-2	223	6/30/1980	7	Stanford	Bay St. Louis, Miss.
58	Woods, Pierre	LB	6-5	250	1/6/1982	3	Michigan	Cleveland, Ohio

RESERVE/INJURED LIST

#	NAME	POS
12	Tom Brady	QB
22	Terrence Wheatley	CB
23	Jason Webster	CB
26	Tank Williams	S
37	Rodney Harrison	S
39	Laurence Maroney	RB
52	Eric Alexander	LB
58	Pierre Woods	LB
68	Ryan O'Callaghan	T
75	Barry Stokes	OL
91	Bo Ruud	LB
95	Kenny Smith	DL
96	Adalius Thomas	LB
98	Shawn Crabbe	LB

HEAD COACH: BILL BELICHICK

ASSISTANTS: Dom Capers, Special Assistant/Secondary; Ivan Fears, Running Backs; Pepper Johnson, Defensive Line;

Pete Mangurian, Tight Ends; Josh McDaniels, Offensive Coordinator/QBs; Harold Nash, Assistant Strength and Conditioning;

Bill O'Brien, Wide Receivers; Matt Patricia, Linebackers; Dean Pees, Defensive Coordinator; Dante Scarnecchia, Assistant Head Coach/Offensive Line;

Brad Seely, Special Teams; Mike Woicik, Strength and Conditioning



2008 NUMERICAL ROSTER

December 23, 2008

#	NAME	POS	HT	WT	AGE	YR	COLLEGE	HOW ACQ.
3	Stephen Gostkowski	K	6-1	210	24	3	Memphis	D4b-06
5	Kevin O'Connell	QB	6-5	225	23	R	San Diego State	D3b-08
6	Chris Hanson	P	6-2	202	32	10	Marshall	FA-07
7	Matt Gutierrez	QB	6-4	230	24	2	Idaho State	FA-07
10	Jabar Gaffney	WR	6-1	200	28	7	Florida	FA-06
15	Kelley Washington	WR	6-3	215	29	6	Tennessee	UFA (CIN)-07
16	Matt Cassel	QB	6-4	230	26	4	Southern California	D7a-05
18	Matthew Slater	WR	6-0	198	23	R	UCLA	D5-08
21	Deltha O'Neal	CB	5-11	194	31	9	California	FA-08
24	Jonathan Wilhite	CB	5-11	185	24	R	Auburn	D4-08
27	Ellis Hobbs III	CB	5-9	195	25	4	Iowa State	D3a-05
28	Antwain Spann	S	6-0	195	25	3	Louisiana-Lafayette	FA-06
29	Lewis Sanders	CB	6-1	210	30	9	Maryland	FA-08
31	Brandon Meriweather	DB	5-11	200	24	2	Miami (Fla.)	D1-07
32	LaMont Jordan	RB	5-10	230	30	8	Maryland	FA-08
33	Kevin Faulk	RB	5-8	202	32	10	Louisiana State	D2-99
34	Sammy Morris	RB	6-0	220	31	9	Texas Tech	UFA (MIA)-07
35	Mike Richardson	CB	5-11	190	24	2	Notre Dame	D6b-07
36	James Sanders	S	5-10	210	25	4	Fresno State	D4-05
41	Ray Ventrone	DB	5-10	200	26	3	Villanova	FA-07
42	BenJarvus Green-Ellis	RB	5-11	215	23	R	Mississippi	FA-08
44	Heath Evans	RB	6-0	250	30	8	Auburn	FA-05
49	Vince Redd	LB	6-6	260	23	R	Liberty	FA-08
50	Mike Vrabel	LB	6-4	261	33	12	Ohio State	UFA (PIT)-01
51	Jerod Mayo	LB	6-1	242	22	R	Tennessee	D1-08
53	Larry Izzo	LB	5-10	228	34	13	Rice	UFA (MIA)-01
54	Tedy Bruschi	LB	6-1	247	35	13	Arizona	D3-96
55	Junior Seau	LB	6-3	250	39	19	Southern California	FA-06
59	Gary Guyton	LB	6-3	242	23	R	Georgia Tech	FA-08
61	Stephen Neal	G	6-4	305	32	7	Cal State-Bakersfield	FA-01
63	Dan Connolly	G/C	6-4	313	26	3	Southeast Missouri St.	FA-08
64	Mark LeVoi	T	6-7	306	26	2	Notre Dame	CW (STL)-08
65	Wesley Britt	T	6-8	320	27	3	Alabama	FA-06
66	Lonie Paxton	LS	6-2	260	30	9	Sacramento State	FA-00
67	Dan Koppen	C	6-2	296	29	6	Boston College	D5-03
70	Logan Mankins	G	6-4	310	26	4	Fresno State	D1-05
71	Russ Hochstein	G/C	6-4	305	31	8	Nebraska	FA-02
72	Matt Light	T	6-4	305	30	8	Purdue	D2-01
74	Billy Yates	G	6-2	305	28	5	Texas A&M	FA-05
75	Vince Wilfork	NT	6-2	325	27	5	Miami (Fla.)	D1a-04
77	Nick Kaczur	T	6-4	315	29	4	Toledo	D3b-05
81	Randy Moss	WR	6-4	210	31	11	Marshall	TR (OAK)-07
83	Wes Welker	WR	5-9	185	27	5	Texas Tech	TR (MIA)-07
84	Benjamin Watson	TE	6-3	255	28	5	Georgia	D1b-04
85	Tyson DeVree	TE	6-6	245	24	R	Colorado	FA-08
86	David Thomas	TE	6-3	248	25	3	Texas	D3-06
88	Sam Aiken	WR	6-2	215	28	6	North Carolina	UFA (BUF)-08
90	Le Kevin Smith	DL	6-3	308	26	3	Nebraska	D6c-06
93	Richard Seymour	DL	6-6	310	29	8	Georgia	D1-01
94	Ty Warren	DL	6-5	300	27	6	Texas A&M	D1-03
95	Rosevelt Colvin	LB	6-3	250	31	10	Purdue	FA-08
97	Jarvis Green	DL	6-3	285	29	7	Louisiana State	D4b-02
99	Mike Wright	DL	6-4	295	26	4	Cincinnati	FA-05

PRACTICE SQUAD

#	NAME	POS	HT	WT	AGE	YR	COLLEGE	HOW ACQ.
1	Tom Malone	P	6-0	205	24	1	Southern California	FA-08
17	Maurice Price	WR	6-1	197	23	2	Charleston Southern	FA-08
30	Mark Dillard	S	5-11	210	22	R	Louisiana Tech	FA-08
48	Angelo Craig	LB	6-5	242	23	R	Cincinnati	FA-08
62	Titus Adams	DL	6-4	305	25	1	Nebraska	FA-08
69	Ryan Wendell	G	6-2	275	22	R	Fresno State	FA-08
92	Darrell Robertson	LB	6-4	246	22	R	Georgia Tech	FA-08

RESERVE/INJURED LIST

#	NAME	POS	HT	WT	AGE	YR	INJURY	IR DATE
12	Tom Brady	QB	6-4	225	31	9	Knee	Sept. 9
22	Terrence Wheatley	CB	5-9	183	23	R	Wrist	Nov. 17
23	Jason Webster	CB	5-9	187	31	9	Ankle	Dec. 2
26	Tank Williams	S	6-2	223	28	7	Knee	Aug. 9
37	Rodney Harrison	S	6-1	220	36	15	Thigh	Oct. 22
39	Laurence Maroney	RB	5-11	220	23	3	Shoulder	Oct. 20
52	Eric Alexander	LB	6-2	240	26	4	Hamstring	Nov. 22
58	Pierre Woods	LB	6-5	250	26	3	Jaw	Dec. 13
68	Ryan O'Callaghan	T	6-7	330	25	3	Shoulder	Aug. 26
75	Barry Stokes	OL	6-4	310	35	11	Back	Aug. 15
91	Bo Ruud	LB	6-3	235	24	R	Ankle	Aug. 30
95	Kenny Smith	DL	6-4	303	31	6	Arm	Aug. 30
96	Adalius Thomas	LB	6-2	270	31	9	Arm	Dec. 5
98	Shawn Crable	LB	6-5	243	24	R	Shin	Nov. 5



2008 POSITIONAL ROSTER

December 23, 2008

DEFENSE (23)								
#	NAME	POS	HT	WT	BORN	YR	COLLEGE	H.S. HOMETOWN
DEFENSIVE LINE (6)								
97	Green, Jarvis	DL	6-3	285	1/12/1979	7	Louisiana State	Donaldsonville, La.
93	Seymour, Richard	DL	6-6	310	10/6/1979	8	Georgia	Gadsden, S.C.
90	Smith, Le Kevin	DL	6-3	308	7/21/1982	3	Nebraska	Macon, Ga.
94	Warren, Ty	DL	6-5	300	2/6/1981	6	Texas A&M	Bryan, Texas
75	Wilfork, Vince	NT	6-2	325	11/4/1981	5	Miami (Fla.)	Boynton Beach, Fla.
99	Wright, Mike	DL	6-4	295	3/1/1982	4	Cincinnati	Cincinnati, Ohio
LINEBACKER (8)								
54	Bruschi, Tedy	LB	6-1	247	6/9/1973	13	Arizona	Roseville, Calif.
95	Colvin, Rosevelt	LB	6-3	250	9/5/1977	10	Purdue	Indianapolis, Ind.
59	Guyton, Gary	LB	6-3	242	11/14/1985	R	Georgia Tech	Hinesville, Ga.
53	Izzo, Larry	LB	5-10	228	9/26/1974	13	Rice	Houston, Texas
51	Mayo, Jerod	LB	6-1	242	2/23/1986	R	Tennessee	Hampton, Va.
49	Redd, Vince	LB	6-6	260	9/1/1985	R	Liberty	Elizabethton, Tenn.
55	Seau, Junior	LB	6-3	250	1/19/1969	19	Southern California	Oceanside, Calif.
50	Vrabel, Mike	LB	6-4	261	8/14/1975	12	Ohio State	Akron, Ohio
DEFENSIVE BACK (9)								
27	Hobbs, Ellis	CB	5-9	195	5/16/1983	4	Iowa State	DeSoto, Texas
31	Meriweather, Brandon	DB	5-11	200	1/14/1984	3	Miami (Fla.)	Apopka, Fla.
21	O'Neal, Deltha	CB	5-11	194	1/30/1977	9	California	Milpitas, Calif.
35	Richardson, Mike	CB	5-11	190	2/18/1984	2	Notre Dame	Warner Robins, Ga.
36	Sanders, James	S	5-10	210	11/11/1983	4	Fresno State	Porterville, Calif.
29	Sanders, Lewis	CB	6-1	210	6/22/1978	9	Maryland	Staten Island, N.Y.
28	Spann, Antwain	S	6-0	195	2/22/1983	3	Louisiana-Lafayette	Oceanside, Calif.
41	Ventrone, Ray	DB	5-10	200	10/21/1982	3	Villanova	Pittsburgh, Pa.
24	Wilhite, Jonathan	CB	5-11	185	2/23/1984	R	Auburn	Monroe, La.
OFFENSE (27)								
#	NAME	POS	HT	WT	BORN	YR	COLLEGE	H.S. HOMETOWN
OFFENSIVE LINE (9)								
65	Britt, Wesley	T	6-8	320	11/21/1981	3	Alabama	Cullman, Ala.
63	Connolly, Dan	G/C	6-4	313	9/2/1982	3	Southeast Missouri St.	St. Louis, Mo.
71	Hochstein, Russ	G/C	6-4	305	10/7/1977	8	Nebraska	Hartington, Neb.
77	Kaczur, Nick	T	6-4	315	7/28/1979	4	Toledo	Brantford, Ontario
67	Koppen, Dan	C	6-2	296	9/12/1979	6	Boston College	Whitehall, Pa.
64	LeVoi, Mark	T	6-7	306	7/29/1982	2	Notre Dame	Eden Prairie, Minn.
72	Light, Matt	T	6-4	305	6/23/1978	8	Purdue	Greenville, Ohio
70	Mankins, Logan	G	6-4	310	3/10/1982	4	Fresno State	Catheys Valley, Calif.
61	Neal, Stephen	G	6-4	305	10/9/1976	7	Cal State-Bakersfield	San Diego, Calif.
74	Yates, Billy	G	6-2	305	4/15/1980	5	Texas A&M	Fort Worth, Texas
QUARTERBACK (3)								
16	Cassel, Matt	QB	6-4	230	5/17/1982	4	Southern California	Northridge, Calif.
7	Gutierrez, Matt	QB	6-4	230	6/9/1984	2	Idaho State	Concord, Calif.
5	O'Connell, Kevin	QB	6-5	225	5/25/1985	R	San Diego State	Carlsbad, Calif.
WIDE RECEIVER (6)								
88	Aiken, Sam	WR	6-2	215	12/14/1980	6	North Carolina	Kenansville, N.C.
10	Gaffney, Jabar	WR	6-1	200	12/1/1980	7	Florida	Jacksonville, Fla.
81	Moss, Randy	WR	6-4	210	2/13/1977	11	Marshall	Rand, W. Va.
18	Slater, Matthew	WR	6-0	198	9/9/1985	R	UCLA	Anaheim, Calif.
15	Washington, Kelley	WR	6-3	215	8/21/1979	6	Tennessee	Stephens City, Va.
83	Welker, Wes	WR	5-9	185	5/1/1981	5	Texas Tech	Oklahoma City, Okla.
RUNNING BACK (5)								
44	Evans, Heath	RB	6-0	250	12/30/1978	8	Auburn	West Palm Beach, Fla.
33	Faulk, Kevin	RB	5-8	202	6/5/1976	10	Louisiana State	Carencro, La.
42	Green-Ellis, BenJarvus	RB	5-11	215	7/2/1985	R	Mississippi	New Orleans, La.
32	Jordan, LaMont	RB	5-10	230	11/11/1978	8	Maryland	Suitland, Md.
34	Morris, Sammy	RB	6-0	220	3/23/1977	9	Texas Tech	San Antonio, Texas
TIGHT END (3)								
46	DeVree, Tyson	TE	6-6	245	11/12/1984	R	Colorado	Hudsonville, Mich.
86	Thomas, David	TE	6-3	248	7/5/1983	3	Texas	Wolfforth, Texas
84	Watson, Benjamin	TE	6-3	255	12/18/1980	5	Georgia	Rock Hill, S.C.
SPECIALISTS (3)								
#	NAME	POS	HT	WT	BORN	YR	COLLEGE	H.S. HOMETOWN
SPECIALISTS (3)								
3	Gostkowski, Stephen	K	6-1	210	1/28/1984	3	Memphis	Madison, Miss.
6	Hanson, Chris	P	6-2	202	10/25/1976	10	Marshall	Sharpsburg, Ga.
66	Paxton, Lonie	LS	6-2	260	3/13/1978	9	Sacramento State	Corona, Calif.
RESERVE/INJURED (14)								
#	NAME	POS	HT	WT	BORN	YR	COLLEGE	H.S. HOMETOWN
RESERVE/INJURED (14)								
52	Alexander, Eric	LB	6-2	240	2/8/1982	4	Louisiana State	Port Arthur, Texas
12	Brady, Tom	QB	6-4	225	8/3/1977	9	Michigan	San Mateo, Calif.
98	Crable, Shawn	LB	6-5	243	12/26/1984	R	Michigan	Massillon, Ohio
37	Harrison, Rodney	S	6-1	220	12/15/1972	15	Western Illinois	Chicago, Ill.
39	Maroney, Laurence	RB	5-11	220	2/5/1985	3	Minnesota	St. Louis, Mo.
68	O'Callaghan, Ryan	T	6-7	330	7/19/1983	3	California	Redding, Calif.
91	Ruud, Bo	LB	6-3	235	9/2/1984	R	Nebraska	Lincoln, Neb.
95	Smith, Kenny	DL	6-4	303	9/8/1977	6	Alabama	Meridian, Miss.
75	Stokes, Barry	OL	6-4	310	12/20/1973	11	Eastern Michigan	Flint, Mich.
96	Thomas, Adallus	LB	6-2	270	8/18/1977	9	Southern Mississippi	Equality, Ala.
23	Webster, Jason	CB	5-9	187	9/8/1977	9	Texas A&M	Houston, Texas
22	Wheatley, Terrence	CB	5-9	183	5/5/1985	R	Colorado	Plano, Texas
26	Williams, Tank	S	6-2	223	6/30/1980	7	Stanford	Bay St. Louis, Miss.
58	Woods, Pierre	LB	6-5	250	1/6/1982	3	Michigan	Cleveland, Ohio



HOW THE PATRIOTS WERE BUILT

UPDATED: December 23, 2008

<u>YEAR</u>	<u>DRAFTTEES (23)</u>	<u>VETERAN FREE AGENTS (16)</u>	<u>WAIVERS (1) / TRADES (2)</u>	<u>ROOKIE AND FIRST-YEAR FREE AGENTS (11)</u>
1996	Tedy Bruschi (3)			
1997				
1998				
1999	Kevin Faulk (2)			
2000				Lonie Paxton (fa)
2001	Richard Seymour (1) Matt Light (2)	Larry Izzo (fa)(MIA) Mike Vrabel (3)(PIT)		Stephen Neal (fa)
2002	Jarvis Green (4b)			Russ Hochstein (5)(TB)
2003	Ty Warren (1) Dan Koppen (5)			
2004	Vince Wilfork (1a) Benjamin Watson (1b)	Billy Yates (fa)(MIA)		
2005	Logan Mankins (1) Ellis Hobbs III (3a) Nick Kaczur (3b) James Sanders (4) Matt Cassel (7a)	Heath Evans (3)(MIA)		Wesley Britt (5)(SD)
2006	David Thomas (3) Stephen Gostkowski (4b) Le Kevin Smith (6c)	Jabar Gaffney (2)(PHI) Junior Seau (1)(MIA)		Antwain Spann (fa)(NYG) Mike Wright (fa)
2007	Brandon Meriweather (1) Mike Richardson (6)	Chris Hanson (fa)(NO) Ray Ventrone (fa)(NYJ) Kelley Washington (3)(CIN) Sammy Morris (5)(MIA)	Randy Moss (1)(tr-OAK) Wes Welker (fa)(tr-MIA)	Matt Gutierrez (fa)
2008	Jerod Mayo (1) Kevin O'Connell (3b) Jonathan Wilhite (4) Matthew Slater (5)	Sam Aiken (4)(BUF) Rosevelt Colvin (4)(HST) Dan Connolly (fa)(JAX) LaMont Jordan (2)(OAK) Deltha O'Neal (1)(CIN) Lewis Sanders (4)(ATL)	Mark LeVoir (fa)(cw-STL) RESERVE/INJURED (14) Eric Alexander (fa)(FA-04) Tom Brady (6b)(D6b-00) Shawn Crable (3a)(D3a-08) Rodney Harrison (5)(SD)(FA-03) Laurence Maroney (1)(D1-06) Ryan O'Callaghan (5)(D5-06) Bo Ruud (6)(D6-08) Kenny Smith (3)(TB)(FA-08) Barry Stokes (fa)(DET)(FA-08) Adalius Thomas (6)(BAL)(FA-07) Jason Webster (2)(BUF)(FA-08) Terrence Wheatley (2)(D2-08) Tank Williams (2)(MIN)(FA-08) Pierre Woods (fa)(FA-06)	Tyson DeVree (fa) BenJarvus Green-Ellis (fa) Gary Guyton (fa) Vince Redd (fa)

NOTE: Team in parenthesis is the player's prior team
(#) – indicates round drafted
(fa) – indicates non-drafted free agents



UNOFFICIAL DEPTH CHART

Unofficial depth chart compiled by Patriots media relations, Dec. 23, 2008

OFFENSE

WR:	83 Wes Welker	88 Sam Aiken	<u>18 Matthew Slater</u>
LT:	72 Matt Light	65 Wesley Britt	
LG:	70 Logan Mankins	63 Dan Connolly	
C:	67 Dan Koppen	71 Russ Hochstein	
RG:	61 Stephen Neal	74 Billy Yates	
RT:	77 Nick Kaczur	64 Mark LeVoi	
TE:	84 Benjamin Watson	86 David Thomas	<u>85 Tyson DeVree</u>
WR:	81 Randy Moss	10 Jabar Gaffney	15 Kelley Washington
QB:	16 Matt Cassel	<u>5 Kevin O'Connell</u>	7 Matt Gutierrez
RB:	34 Sammy Morris	33 Kevin Faulk	32 LaMont Jordan <u>42 BenJarvus Green-Ellis</u>
FB:	44 Heath Evans		

DEFENSE

LE:	94 Ty Warren	90 Le Kevin Smith	
NT:	75 Vince Wilfork	99 Mike Wright	
RE:	93 Richard Seymour	97 Jarvis Green	
OLB:	50 Mike Vrabel	<u>49 Vince Redd</u>	
ILB:	<u>51 Jerod Mayo</u>	53 Larry Izzo	
ILB:	<u>59 Gary Guyton</u>	55 Junior Seau	54 Tedy Bruschi
OLB:	95 Roosevelt Colvin	<u>59 Gary Guyton</u>	
LCB:	<u>24 Jonathan Wilhite</u>	21 Deltha O'Neal	
RCB:	27 Ellis Hobbs	29 Lewis Sanders	35 Mike Richardson
SS:	31 Brandon Meriweather	28 Antwain Spann	
FS:	36 James Sanders	29 Lewis Sanders	41 Ray Ventrone

SPECIAL TEAMS

K:	3 Stephen Gostkowski	6 Chris Hanson
P:	6 Chris Hanson	3 Stephen Gostkowski
H:	6 Chris Hanson	16 Matt Cassel
PR:	83 Wes Welker	33 Kevin Faulk
KR:	27 Ellis Hobbs	<u>18 Matthew Slater</u>
LS:	66 Lonie Paxton	71 Russ Hochstein

PRONUNCIATION GUIDE

Tedy Bruschi	BREW-ski	Dan Koppen	COPE-en
Matt Cassel	CASTLE	Mark LeVoi	le-VORE
Stephen Gostkowski	gust-OW-ski	Jerod Mayo	je-ROD
Russ Hochstein	HOKE-stine	Deltha O'Neal	DELL-thuh
Nick Kaczur	KÄ-zur	Le Kevin Smith	Lee-KEE-vin



2008 TRANSACTIONS

UPDATED: December 23, 2008

For transactions prior to March 2008, please see p.226 of the Patriots' 2008 Media Guide

MARCH, 2008

3/3/2008	Aiken, Sam	Signed as Unrestricted Free Agent (BUF)
3/3/2008	Moss, Randy	Re-Signed
3/4/2008	Webster, Jason	Signed as Unrestricted Free Agent (BUF)
3/5/2008	Gaffney, Jabar	Re-Signed
3/6/2008	Sanders, Lewis	Signed as Veteran Free Agent
3/6/2008	Williams, Tank	Signed as Unrestricted Free Agent (MIN)
3/11/2008	Ventrone, Ray	Re-Signed
3/14/2008	Wright, Mike	Re-Signed
3/20/2008	Bryant, Fernando	Signed as Veteran Free Agent
3/25/2008	Britt, Wesley	Re-Signed
3/25/2008	Woods, Pierre	Re-Signed

APRIL, 2008

4/7/2008	Hobson, Victor	Signed as Unrestricted Free Agent (NYJ)
4/23/2008	Player, Scott	Signed as Veteran Free Agent
4/23/2008	Pollard, Marcus	Signed as Unrestricted Free Agent (SEA)
4/23/2008	Smith, Kenny	Signed as Veteran Free Agent
4/26/2008	Mayo, Jerod	Drafted
4/26/2008	Wheatley, Terrence	Drafted
4/26/2008	Crabbe, Shawn	Drafted
4/27/2008	O'Connell, Kevin	Drafted
4/27/2008	Wilhite, Jonathan	Drafted
4/27/2008	Slater, Matthew	Drafted
4/27/2008	Ruud, Bo	Drafted
4/29/2008	Mixon, Tim	Waived
4/29/2008	Slaughter, T.J.	Waived

MAY, 2008

5/2/2008	Coffman, Josh	Signed as Rookie Free Agent
5/2/2008	Dillard, Mark	Signed as Rookie Free Agent
5/2/2008	Feliciano, Carlos	Signed as Rookie Free Agent
5/2/2008	Green-Ellis, BenJarvus	Signed as Rookie Free Agent
5/2/2008	Guyton, Gary	Signed as Rookie Free Agent
5/2/2008	Norwell, Chris	Signed as Rookie Free Agent
5/2/2008	Redd, Vince	Signed as Rookie Free Agent
5/2/2008	Smith, Henry	Signed as Rookie Free Agent
5/2/2008	Stupar, Jonathan	Signed as Rookie Free Agent
5/2/2008	Tyler, Casey	Signed as Rookie Free Agent
5/2/2008	Wendell, Ryan	Signed as Rookie Free Agent
5/5/2008	Fifita, Steve	Signed as Veteran Free Agent
5/5/2008	DeVree, Tyson	Signed as Rookie Free Agent
5/5/2008	Dragosavich, Mike	Signed as Rookie Free Agent
5/5/2008	Coffman, Josh	Waived
5/5/2008	Feliciano, Carlos	Waived
5/13/2008	Ortiz, Robert	Signed as First-Year Free Agent

JUNE, 2008

6/2/2008	Ross, Oliver	Signed as Veteran Free Agent
6/5/2008	Dragosavich, Mike	Waived
6/6/2008	Mruczkowski, Gene	Signed as Veteran Free Agent
6/11/2008	Alexander, Eric	Re-Signed
6/11/2008	DeVree, Tyson	Waived
6/11/2008	Smith, Henry	Waived
6/11/2008	Tyler, Casey	Waived
6/12/2008	Player, Scott	Released
6/14/2008	Slater, Matthew	Signed/Draft Choice

JULY, 2008

7/1/2008	Andrews, Willie	Released
7/1/2008	Ruud, Bo	Signed/Draft Choice
7/17/2008	Wilhite, Jonathan	Signed/Draft Choice
7/21/2008	Crabbe, Shawn	Signed/Draft Choice
7/21/2008	O'Connell, Kevin	Signed/Draft Choice
7/21/2008	Clement, Anthony	Signed as Veteran Free Agent
7/21/2008	Dunlap, Chris	Signed as First-Year Free Agent
7/22/2008	Bauta, Lavdrim	Signed as Rookie Free Agent
7/22/2008	Wheatley, Terrence	Signed/Draft Choice
7/24/2008	Mayo, Jerod	Signed/Draft Choice
7/24/2008	Adams, Titus	Signed as First-Year Free Agent
7/24/2008	Bauta, Lavdrim	Released
7/26/2008	Jordan, LaMont	Signed as Veteran Free Agent
7/26/2008	Bauta, Lavdrim	Re-Signed
7/26/2008	Mruczkowski, Gene	Retired
7/26/2008	Ortiz, Robert	Released
7/27/2008	Bauta, Lavdrim	Released
7/27/2008	McMahon, Pete	Signed as First-Year Free Agent

AUGUST, 2008

8/2/2008	Stokes, Barry	Signed as Veteran Free Agent
8/2/2008	Clement, Anthony	Placed on Reserve/Injured (Knee)
8/4/2008	Welbourn, John	Signed as Veteran Free Agent
8/4/2008	Norwell, Chris	Released
8/9/2008	Shoate, Jeff	Signed as Veteran Free Agent
8/9/2008	Williams, Tank	Placed on Reserve/Injured (Knee)
8/13/2008	Jimoh, Ade	Signed as Veteran Free Agent
8/13/2008	McMahon, Pete	Released
8/14/2008	Sene, Stephen	Signed as First-Year Free Agent
8/14/2008	Dunlap, Chris	Released
8/15/2008	Lynch, John	Signed as Veteran Free Agent
8/15/2008	Stokes, Barry	Placed on Reserve/Injured (Back)
8/19/2008	DeVree, Tyson	Signed as Rookie Free Agent
8/19/2008	Pollard, Marcus	Released
8/21/2008	Flynn, Mike	Signed
8/21/2008	Jimoh, Ade	Released
8/26/2008	Neal, Stephen	Placed on Reserve/PUP (Shoulder)
8/26/2008	O'Callaghan, Ryan	Placed on Reserve/Injured (Shoulder)
8/26/2008	Eckel, Kyle	Released
8/26/2008	Webster, Jason	Released
8/26/2008	Wendell, Ryan	Released

AUGUST, 2008 (CONT.)

8/29/2008	Fifita, Steve	Released
8/29/2008	Martin, Jimmy	Released
8/29/2008	Shoate, Jeff	Released
8/29/2008	Stupar, Jonathan	Released
8/30/2008	Ross, Oliver	Placed on Reserve/NFI (Shoulder)
8/30/2008	Ruud, Bo	Placed on Reserve/Injured (Ankle)
8/30/2008	Smith, Kenny	Placed on Reserve/Injured (Arm)
8/30/2008	Adams, Titus	Released
8/30/2008	Bryant, Fernando	Released
8/30/2008	DeVree, Tyson	Released
8/30/2008	Dillard, Mark	Released
8/30/2008	Flynn, Mike	Released
8/30/2008	Green-Ellis, BenJarvus	Released
8/30/2008	Gutierrez, Matt	Released
8/30/2008	Hobson, Victor	Released
8/30/2008	Redd, Vince	Released
8/30/2008	Richardson, Mike	Released
8/30/2008	Sene, Stephen	Released
8/30/2008	Spann, Antwain	Released
8/30/2008	Thomas, Santonio	Released
8/30/2008	Welbourn, John	Released
8/31/2008	Adams, Titus	Signed to Practice Squad
8/31/2008	Dillard, Mark	Signed to Practice Squad
8/31/2008	Green-Ellis, BenJarvus	Signed to Practice Squad
8/31/2008	Redd, Vince	Signed to Practice Squad
8/31/2008	Richardson, Mike	Signed to Practice Squad
8/31/2008	Spann, Antwain	Signed to Practice Squad
8/31/2008	Jackson, Chad	Released
8/31/2008	Lynch, John	Released

SEPTEMBER, 2008

9/1/2008	O'Neal, Deltha	Signed as Veteran Free Agent
9/1/2008	LeVoi, Mark	Claimed off Waivers (STL)
9/1/2008	Pociask, Jason	Claimed off Waivers (NYJ)
9/1/2008	Spach, Stephen	Released
9/1/2008	Bender, Jacob	Signed to Practice Squad
9/1/2008	DeVree, Tyson	Signed to Practice Squad
9/4/2008	Spach, Stephen	Re-Signed
9/4/2008	Pociask, Jason	Released
9/4/2008	Hodges, Reggie	Signed to Practice Squad
9/4/2008	DeVree, Tyson	Released from Practice Squad
9/7/2008	Hodges, Reggie	Released from Practice Squad
9/9/2008	Brady, Tom	Placed on Reserve/Injured (Knee)
9/10/2008	Gutierrez, Matt	Signed to Practice Squad
9/10/2008	Malone, Tom	Signed to Practice Squad
9/10/2008	Dillard, Mark	Released from Practice Squad
9/13/2008	Gutierrez, Matt	Signed to Active Roster
9/13/2008	Jones, C.J.	Released
9/15/2008	Eckel, Kyle	Signed
9/15/2008	Spach, Stephen	Released
9/15/2008	Dillard, Mark	Signed to Practice Squad
9/15/2008	Malone, Tom	Released from Practice Squad
9/16/2008	DeVree, Tyson	Signed to Practice Squad
9/22/2008	Eckel, Kyle	Released
9/24/2008	Price, Maurice	Signed
9/24/2008	Wendell, Ryan	Signed to Practice Squad
9/24/2008	Dillard, Mark	Released from Practice Squad

OCTOBER, 2008

10/11/2008	Green-Ellis, BenJarvus	Signed to Active Roster
10/11/2008	Price, Maurice	Released
10/15/2008	Price, Maurice	Signed to Practice Squad
10/20/2008	Neal, Stephen	Activated from Reserve/PUP
10/20/2008	Richardson, Mike	Signed to Active Roster
10/20/2008	Maroney, Laurence	Placed on Reserve/Injured (Shoulder)
10/20/2008	Connolly, Dan	Released
10/22/2008	Spann, Antwain	Signed to Active Roster
10/22/2008	Harrison, Rodney	Placed on Reserve/Injured (Thigh)
10/22/2008	Connolly, Dan	Signed to Practice Squad
10/22/2008	Dillard, Mark	Signed to Practice Squad
10/28/2008	Ross, Oliver	Released

NOVEMBER, 2008

11/5/2008	Webster, Jason	Signed as Veteran Free Agent
11/5/2008	Crabbe, Shawn	Placed on Reserve/Injured (Shin)
11/17/2008	DeVree, Tyson	Signed to Active Roster
11/17/2008	Wheatley, Terrence	Placed on Reserve/Injured (Wrist)
11/17/2008	Robertson, Darrell	Signed to Practice Squad
11/22/2008	Redd, Vince	Signed to Active Roster
11/22/2008	Alexander, Eric	Placed on Reserve/Injured (Hamstring)
11/26/2008	Malone, Tom	Signed to Practice Squad

DECEMBER, 2008

12/2/2008	Webster, Jason	Placed on Reserve/Injured (Ankle)
12/3/2008	Colvin, Rosevelt	Signed as Veteran Free Agent
12/3/2008	Craig, Angelo	Signed to Practice Squad
12/5/2008	Seau, Junior	Signed as Veteran Free Agent
12/5/2008	Thomas, Adalius	Placed on Reserve/Injured (Arm)
12/14/2008	Connolly, Dan	Signed to Active Roster
12/14/2008	Woods, Pierre	Placed on Reserve/Injured (Jaw)



PATRIOTS FOOTBALL NETWORK

The **Patriots Football Network (PFN)** is the full portfolio of media offerings from the three-time Super Bowl Champion New England Patriots. PFN provides Patriots content produced both in-house and with media partners spanning print, television, radio and the Internet.

PATRIOTS ALL ACCESS

Patriots All Access, winner of the 2007 New England Emmy Award for Best Sports Series, airs weekly throughout the season on WCVB-TV and a network of regional affiliates. Patriots All Access features exclusive, behind-the-scenes access and in-depth weekly features on Patriots players and personnel. Hosted by WCVB's Mike Lynch, the show features weekly sit-downs with Coach Bill Belichick including the popular "Belestrator" segment where the coach breaks down upcoming opponents.



Saturdays at 7:00 p.m. and Sundays at 10:00 a.m. on **WCVB-TV Channel 5 in Boston**
 Sundays at 10:00 a.m. on **WNAC-TV in Providence**; Saturdays at 12:05 a.m. on **WMUR-TV in Manchester, N.H.**
 Saturdays at 5:00 a.m. on **WMTW-TV in Portland, Maine**; Saturdays at 5:00 p.m. on **WCTX-TV in Hartford, Conn.**
 Saturdays at 7:00 p.m. on **WFXQ-TV in Springfield, Mass.**; Sundays at 11:00 a.m. on **WVII-TV in Bangor, Maine**

TOTALLY PATRIOTS



Totally Patriots, a youth-oriented football show, airs each Sunday morning on WCVB, Channel 5 in Boston and a network of regional affiliates. The show, is geared towards young fans and includes a health and fitness segment as well as a weekly football tips feature with Hall of Fame linebacker Andre Tippett and a current Patriots player. Other features and segments emphasize the importance of an active lifestyle and let young football players hear directly from the pros. Check your local listings for other times and locations.

Sundays at 11:00 a.m. on **WCVB-TV Channel 5**; Saturdays at 12:30 p.m. on **WNAC-TV in Providence**
 Saturdays at 6:30 a.m. on **WCTX-TV in Hartford, Conn.**; Saturdays at 6:30 p.m. on **WFXQ-TV in Springfield, Mass.**

PATRIOTS TODAY AND PATRIOTS THIS WEEK

PATRIOTS TODAY: Available daily at Patriots.com
PATRIOTS THIS WEEK: Saturdays at 10:30 p.m. on WSBK Channel 38

Patriots Today gives fans a daily, in-depth look at the club that is unmatched by any other outlet. The show is hosted by Kristina Akra with daily reports from Brian Lowe. This daily Webcast is dedicated exclusively to the Patriots and provides daily features, reports and commentary that will satisfy every fan's daily Patriots fix. Every Saturday night during the season on Channel 38, Kristina Akra will bring you *Patriots This Week*, providing a thorough recap of each week's developments.

PATRIOTS.COM

NEWS

Patriots.com features daily updates and exclusive content from the writers of *Patriots Football Weekly*, offering everything from breaking news to player features and the popular "Ask PFW" postings.

VIDEO

The first professional sports team website to offer streaming video provides Patriots fans with a variety of exclusive video content. Visitors can choose their channel and watch exclusive video from news to cheerleaders. Patriots.com also features video of every Patriots press conference, including postgame press conferences and Coach Belichick's weekday media updates.

AUDIO

"PFW In Progress," available exclusively on Patriots.com, is a weekly online program that features candid commentary from the writers of *Patriots Football Weekly*. Patriots.com also offers podcasts and streaming audio of every press conference.

PATRIOTS FRIDAY ON WEEI

Sports Radio WEEI has the exclusive rights to broadcast "Patriots Friday" from Gillette Stadium each week during the season. WEEI programming from 6:00 a.m. to 6:00 p.m. will feature exclusive Patriots player interviews previewing the upcoming game.

WBCN PATRIOTS ROCK RADIO NETWORK

For the 14th consecutive season, WBCN is proud to be the flagship station for the Patriots Rock Radio Network. Every Patriots game was heard on WBCN (104.1 FM) and its network of 36 stations throughout all six New England states. WBCN's pregame and postgame shows can be heard before and after each game, beginning three hours before kickoff.



FLAGSHIP STATION
WBCN
Boston ★ 104.1 FM



MASSACHUSETTS

WAQY	Springfield	102.1 FM
WBEC	Pittsfield	1420 AM
WEIM	Fitchburg	1280 AM
WNAW	N. Adams	1230 AM
WBSM	New Bedford	1420 AM
WPVQ	Greenfield	95.3 FM
WSAR	Fall River	1480 AM
WSBS	Gt. Barrington	860 AM
WWFX	Worcester	100.1 FM
WXTK	Hyannis	95.1 FM

MAINE

WEBB	Augusta	98.5 FM
WWMJ	Bangor	97.7 FM
WBLM	Portland	102.9 FM
WEGP	Presque Isle	1390 AM

CONNECTICUT

WCCC	Hartford	106.9 FM
WLML	New London	104.7 FM
WINY	Putnam	1350 AM

NEW YORK

WEAV	Plattsburgh	960 AM
------	-------------	--------

NEW HAMPSHIRE

WTPL	Concord	107.7 FM
WSAK	Hampton	102.1 FM
WWHQ	Laconia	101.5 FM
WWBK	Keene	1220AM/103.1 FM
WGAM	Nashua	900 AM
WPKQ	N. Conway	103.7 FM
WGHM	Manchester	1250 AM
WSHK	Portsmouth	105.3 FM

RHODE ISLAND

WPRO	Providence	630 AM
WEAN	Providence	99.7 FM

VERMONT

WBTN	Bennington	1370 AM
WORK	Barre	107.1 FM
WKVT	Brattleboro	92.7 FM
WXZO	Burlington	96.7 FM
WIKL	Newport	1490 AM
WEXP	Rutland	101.5 FM
WSTJ	St Johnsbury	1340 AM
WMXR	Woodstock	93.9 FM

PATRIOTS MONDAY ON WEEI

Sports Radio WEEI has the exclusive rights to broadcast "Patriots Monday" from Gillette Stadium every week during the season. The daylong programming lineup offers fans unique access from Bill Belichick, Matt Cassel and other star players.

NEW ENGLAND PATRIOTS 2008 STATS PACK
PATRIOTS REGULAR SEASON RECORD WHEN ...

	1994	1995	1996	1997	1998	1999	2000	2001	2002	2003	2004	2005	2006	2007	2008	Total
	W	L	W	L	W	L	W	L	W	L	W	L	W	L	W	L
Overall Record	10	6	6	10	11	5	10	6	9	7	8	8	5	11	11	5
Home	5	3	3	5	6	2	6	2	6	2	5	3	3	5	6	2
Away	5	3	3	5	5	3	4	4	3	5	3	5	2	6	5	3
																0
By Month																0
August	0	0	0	0	0	0	1	0	0	0	0	0	0	0	0	1
September	2	2	1	2	2	2	3	0	2	1	3	0	0	4	1	2
October	1	3	1	4	3	1	1	3	2	2	3	2	2	0	3	4
November	3	1	3	1	3	1	3	2	3	2	0	3	1	3	1	4
December	4	0	1	3	3	1	2	1	2	2	1	3	2	2	4	0
January	0	0	0	0	0	0	0	0	0	1	0	0	0	0	0	1
																0
vs. AFC	6	6	6	6	9	3	9	3	7	5	5	7	5	7	8	4
East	4	4	5	3	6	2	7	1	4	4	2	6	2	6	6	2
Central	1	1	1	1	2	0	1	1	2	0	1	1	1	1		
West	1	1	0	2	1	1	1	1	1	1	1	2	0	1	1	
North																
South																
																0
vs. NFC	4	0	0	4	2	2	1	3	2	2	3	1	0	4	3	1
East	0	0	0	0	2	2	0	0	0	0	3	1	0	0	0	0
Central	4	0	0	0	0	0	1	3	0	0	0	0	0	0	0	0
West	0	0	0	4	0	0	0	0	2	2	0	0	0	0	0	0
North																
South																
																0
Playing Conditions																0
On Grass	6	5	4	7	8	3	8	4	6	4	7	5	4	9	8	5
On Artificial Turf	4	1	2	3	3	2	2	2	3	3	1	3	1	2	3	0
Outdoors	8	6	6	8	10	5	9	5	7	6	8	7	5	9	9	5
Indoors	2	0	0	2	1	0	1	1	2	1	0	1	0	2	2	0
																0
Win Opening Coin Toss	7	2	3	6	8	4	5	2	3	2	6	5	4	4	5	2
Lose Opening Coin Toss	3	4	3	4	3	1	5	4	6	5	2	3	1	7	6	3
Win OT Coin Toss	1	0	0	0	1	0	1	0	0	0	1	0	0	2	0	0
Lose OT Coin Toss	0	0	0	1	0	0	0	1	0	1	0	0	0	0	0	0
																0
Scoring First	5	3	4	5	8	3	8	1	7	0	4	3	5	4	9	4
Opponent Scores First	5	3	2	5	3	2	2	5	2	7	4	5	0	7	2	1
Leading at the Half	3	2	2	8	1	9	2	6	1	4	2	3	10	1	6	0
Tied at the Half	3	0	2	0	1	1	0	0	1	0	1	2	3	2	0	2
Trailing at the Half	4	4	2	8	2	3	1	4	2	6	3	4	0	6	1	2
																0
Leading After 3 Qtrs	7	1	3	0	9	0	9	2	6	1	7	1	2	3	10	0
Tied after 3 Qtrs	0	0	1	3	0	1	1	0	1	1	0	0	0	1	1	2
Trailing after 3 Qtrs	3	5	2	7	2	4	0	4	2	5	1	6	2	8	1	5
																0
In Overtime	1	0	0	1	1	0	1	1	0	1	1	1	2	0	2	0
																0
Outcomes of 7 pts or less	6	5	2	3	4	3	5	3	5	3	5	5	3	8	4	3
Outcomes of 3 pts or less	3	1	2	2	3	0	4	1	3	2	4	3	2	3	3	0
																0
Patriots Outgain Opposition	9	3	4	1	7	2	6	2	7	1	6	4	0	2	6	1
Patriots Out-Rush Opposition	4	0	6	3	6	3	6	2	5	1	4	1	3	2	6	1
Patriots Out-Pass Opposition	10	3	4	3	5	3	5	4	7	1	6	5	1	6	4	2
																0
+ Turnover Margin	5	0	4	0	6	1	7	0	5	3	4	1	5	4	7	1
- Turnover Margin	2	4	0	8	3	3	1	4	3	2	2	5	0	5	3	3
Even Turnover Margin	3	2	2	2	2	1	2	2	1	2	2	2	0	2	1	1
																0
With 100-yard Rusher	0	0	6	3	1	1	2	1	2	2	1	1	0	0	4	0
With 300-yard Passer	3	3	1	1	4	0	2	1	4	0	3	3	0	1	1	0
With 100-yard Receiver	5	3	3	2	2	0	1	3	6	1	4	3	3	1	2	1
																0
Opponent 100-yard Rusher	1	5	0	2	3	2	1	2	3	3	1	3	0	2	2	3
Opponent 300-yard Passer	1	2	1	1	2	0	2	1	1	0	1	0	3	0	3	1
Opponent 100-yard Receiver	1	3	2	2	3	2	3	2	3	1	5	2	3	3	3	1

NEW ENGLAND PATRIOTS 2008 STATS PACK
WEEK-BY-WEEK NFL/AFC RANKINGS

Week	NFL RANKINGS						AFC RANKINGS					
	<u>Offense</u>			<u>Defense</u>			<u>Offense</u>			<u>Defense</u>		
	Total	Rush	Pass	Total	Rush	Pass	Total	Rush	Pass	Total	Rush	Pass
1	9t	10	9	9	12	15	2t	4	4	6	6	10
2	22	16	15	9	15t	10	8	6	6	6	8	9
3	26	20	19t	20	24	14	12	10	7	9	11	9
4	28	19	24	21	25	12	13	10	10	10	12	9
5	23	17	21	11	20	8	9	8	8	6	10	6
6	21	18	22	15	21	12	8	9	9	6	10	8
7	19	6	24	13	19	14	7	3	10	6	9	9
8	19	6	23	14	20	15	7	3	9	6	9	8
9	18	7	23	14	15	17	6	3	9	6	7	9
10	15	7	23	12	12	15	6	3	9	5	6	8
11	10	8	12	12	14	13	4	3	6	4	7	6
12	7	7	10	12	13	18	3	2	6	4	5	10
13	9	9	11	13	14	16	3	4	6	5	6	9
14	8	8	11	16	15	16	3	3	6	8	7	9
15	6	7	11	16	15	15	3	3	6	8	7	8
16	4	7	10	10	12	15	3	3	5	4	7	8
17												

Week	NFL SCORING RANKINGS					
	<u>Offense</u>			<u>Defense</u>		
	Points	Avg.	Rank	Points	Avg.	Rank
1	17	17.0	14t	10	10.0	3t
2	19	18.0	20t	10	10.0	2t
3	13	16.3	26t	38	19.3	11t
4	BYE WEEK		28	BYE WEEK		8
5	30	19.8	24t	21	19.8	12
6	10	17.8	25	30	21.8	17
7	41	21.7	19	7	19.3	9
8	23	21.9	16t	16	18.9	9
9	15	21.0	22	18	18.7	9
10	20	20.9	24	10	17.8	6t
11	31	21.9	19t	34	19.4	9
12	48	24.3	10	28	20.2	8
13	10	23.1	18	33	21.3	12
14	24	23.1	18	21	21.2	14t
15	49	25.0	8	26	21.6	14t
16	47	26.5	3	7	20.6	12
17						
Points	397			309		

NEW ENGLAND PATRIOTS 2008 STATS PACK
QUARTER-BY-QUARTER SCORING

Regular Season		Patriots						Opponents						Point	Overall
Date	Opponent	1	2	3	4	OT	Final	1	2	3	4	OT	Final	Differential	Record
09/07	Kansas City Chiefs	0	7	7	3		17	0	3	0	7		10	7	1-0
09/14 at	New York Jets	3	3	10	3		19	0	3	0	7		10	9	2-0
09/21	Miami Dolphins	0	6	7	0		13	7	14	7	10		38	-25	2-1
10/05 at	San Francisco 49ers	7	10	7	6		30	14	0	0	7		21	9	3-1
10/12 at	San Diego Chargers	0	3	0	7		10	10	7	10	3		30	-20	3-2
10/20	Denver Broncos	6	14	14	7		41	0	0	0	7		7	34	4-2
10/26	St. Louis Rams	7	6	0	10		23	3	7	3	3		16	7	5-2
11/02 at	Indianapolis Colts	0	6	6	3		15	7	0	8	3		18	-3	5-3
11/09	Buffalo Bills	7	3	3	7		20	0	3	0	7		10	10	6-3
11/13	New York Jets	3	10	8	10		31	10	14	0	7	3	34	3	6-4
11/23 at	Miami Dolphins	3	14	14	17		48	7	7	7	7		28	20	7-4
11/30	Pittsburgh Steelers	7	3	0	0		10	3	7	13	10		33	-23	7-5
12/07 at	Seattle Seahawks	3	7	3	11		24	7	7	7	0		21	3	8-5
12/14 at	Oakland Raiders	21	14	7	7		49	7	7	6	6		26	23	9-5
12/21	Arizona Cardinals	14	17	13	3		47	0	0	0	7		7	4-	10-5
12/28 at	Buffalo Bills														
Regular Season Totals		81	123	99	94	0	397	75	79	61	91	3	309	88	10-5
Points By Halves		1st	2nd	OT											
PATRIOTS		204	193	0											
OPPONENTS		154	152	3											

NEW ENGLAND PATRIOTS 2008 STATS PACK
PATRIOTS REGULAR SEASON OFFENSE GAME-BY-GAME

	Kansas City	at New York Jets	Miami	at San Francisco	at San Diego	Denver	St. Louis	at Indianapolis	Buffalo	New York Jets	at Miami	Pittsburgh	at Seattle	at Oakland	Arizona	at Buffalo	Season Totals
First Downs	18	18	14	25	18	25	23	22	24	26	30	19	22	29	27		340
Rushing	8	6	5	10	10	15	8	10	11	7	10	7	4	11	13		135
Passing	9	10	7	13	8	8	15	12	11	18	18	7	16	15	13		180
Penalty	1	2	2	2	0	2	0	0	2	1	2	5	2	3	1		25
Third Downs	13	14	15	17	14	13	12	14	18	14	8	13	18	13	16		212
Converted	7	6	4	8	5	5	6	8	11	4	3	1	10	8	8		94
Efficiency	53.8%	43.0%	27.0%	47.0%	36.0%	38.0%	50.0%	57.0%	45.0%	29.0%	37.5%	8.0%	56.0%	62.0%	50.0%		44.3%
Fourth Downs	0	1	3	1	1	2	1	1	0	3	2	2	1	0	1		19
Converted	0	1	2	1	0	2	0	0	0	2	2	2	1	0	1		14
Efficiency	0.0%	100.0%	67.0%	100.0%	0.0%	100%	0.0%	0.0%	0.0%	67.0%	100.0%	100%	100%	0.0%	100.0%		73.7%
Total Net Yards	338	260	215	377	299	404	348	342	370	511	530	267	344	487	514		5606
Plays	59	59	59	80	68	68	65	67	77	79	70	64	72	71	81		1039
Avg./Play	5.7	4.4	3.7	4.7	4.4	5.9	5.4	5.1	4.8	6.5	7.6	4.2	4.8	6.9	6.3		5.4
Net Yards Rushing	126	104	78	144	106	257	98	140	144	125	122	122	84	277	183		2110
Attempts	28	32	19	43	26	38	29	32	44	25	25	20	25	38	42		466
Avg./Rush	4.5	3.2	4.1	3.3	4.1	6.8	3.4	4.4	3.3	5.0	4.9	6.1	3.4	7.1	4.4		4.5
Touchdowns	1	1	0	2	1	2	1	1	2	0	3	1	1	2	2		20
Net Yards Passing	212	156	137	233	193	147	250	202	226	386	408	145	260	210	331		3496
Sacks	2	4	5	5	4	6	3	0	1	3	2	5	3	3	1		47
Yards Lost	16	9	19	26	10	38	17	0	8	14	7	24	8	8	12		216
Gross Yards	228	165	156	259	203	185	267	202	234	400	415	169	268	218	343		3712
Attempts	29	23	35	32	38	24	33	35	32	51	43	39	44	30	38		526
Completions	20	16	22	22	22	18	21	26	22	30	30	19	26	18	21		333
Pct.	68.9%	69.6%	62.9%	68.8%	57.9%	75.0%	63.6%	74.3%	68.8%	58.8%	69.8%	48.7%	59.1%	60.0%	55.3%		63.3%
Touchdowns	1	0	1	1	0	3	1	0	0	3	3	0	1	4	3		21
Interceptions	0	0	1	2	1	0	2	1	0	0	1	2	0	1	0		11
Avg. Per Pass Play	6.8	6.0	3.5	6.3	4.6	4.9	6.9	5.8	6.5	7.1	9.1	3.3	5.5	6.6	8.5		6.1
Kickoffs-EZ-TB	4-2-0	6-6-5	4-1-1	7-4-3	3-1-1	8-2-1	5-2-1	5-2-1	5-1-1	8-2-1	9-5-1	3-0-0	6-0-0	8-2-0	10-0-0		91-30-16
Punts	4	3	3	4	5	3	3	1	2	4	1	4	3	3	3		46
Average	50.5	50.0	40.3	35.5	42.4	39.0	49.7	64.0	41.5	44.0	49.0	43.3	40.3	36.0	47.0		43.7
Had Blocked	0	0	0	0	0	0	0	0	0	0	0	0	0	0	0		0
FG-PATs Had Blocked	0-0	0-0	0-0	0-0	0-0	0-0	0-0	0-0	0-0	0-0	0-0	0-0	0-0	0-0	0-0		0-0
Penalties	3	2	2	4	6	5	0	2	2	5	6	6	1	4	7		55
Yards Lost	30	10	10	56	73	65	0	20	15	29	38	45	15	20	65		491
Fumbles	3	0	2	1	2	0	0	1	1	2	1	3	1	0	0		17
Fumbles Lost	2	0	1	0	0	0	0	1	1	1	1	3	0	0	0		10
Touchdowns	2	1	1	3	1	5	2	1	2	3	6	1	2	7	5		42
Rushing	1	1	0	2	1	2	1	1	2	0	3	1	1	2	2		20
Passing	1	0	1	1	0	3	1	0	0	3	3	0	1	4	3		21
Interception Return	0	0	0	0	0	0	0	0	0	0	0	0	0	0	0		0
Fumble Return	0	0	0	0	0	0	0	0	0	0	0	0	0	0	0		0
Punt Return	0	0	0	0	0	0	0	0	0	0	0	0	0	0	0		0
Kickoff Return	0	0	0	0	0	0	0	0	0	0	0	0	0	1	0		1
Other	0	0	0	0	0	0	0	0	0	0	0	0	0	0	0		0
Extra Points Made-Att	2-2	1-1	1-1	3-3	1-1	5-5	2-2	0-1	2-2	3-3	6-6	1-1	2-2	7-7	5-5		41-42
Kicking Made-Att	2-2	1-1	1-1	3-3	1-1	5-5	2-2	0-0	2-2	2-2	6-6	1-1	1-1	7-7	5-5		39-39
2-pt Rushing Made-Att	-	-	-	-	-	-	-	-	-	-	-	-	-	-	-		-
2-pt Passing Made-Att	-	-	-	-	-	-	-	0-1	-	1--1	-	-	1-1	-	-		2-3
Field Goals Attempted	1	4	2	3	2	2	3	3	3	3	2	2	3	-	4		37
Field Goals Made	1	4	2	3	1	2	3	3	2	3	2	1	3	0	4		34
Safeties	0	0	0	0	0	0	0	0	0	0	0	0	0	0	0		0
Points Scored	17	19	13	30	10	41	23	15	20	31	48	10	24	49	47		397
Time of Possession	29:49	31:35	27:27	39:52	31:34	33:57	30:35	34:24	37:40	39:18	33:10	24:55	33:55	30:41	38:35		32:10
Net Turnover Ratio	-1	1	-2	1	0	5	-1	-2	1	0	-1	-4	1	0	2		0

NEW ENGLAND PATRIOTS 2008 STATS PACK
OPPONENT REGULAR SEASON OFFENSE GAME-BY-GAME

	Kansas City	at New York Jets	Miami	at San Francisco	at San Diego	Denver	St. Louis	at Indianapolis	Buffalo	New York Jets	at Miami	Pittsburgh	at Seattle	at Oakland	Arizona	at Buffalo	Season Totals
First Downs	14	12	23	12	19	19	16	18	10	23	23	19	18	19	8		253
Rushing	5	3	11	3	3	4	5	2	2	4	4	8	7	6	2		69
Passing	9	9	12	7	13	12	11	16	8	16	18	11	11	12	6		171
Penalty	0	0	0	2	3	3	0	0	0	3	1	0	0	1	0		13
Third Downs	16	12	9	9	10	13	16	10	11	16	12	16	12	13	13		188
Converted	8	6	4	1	3	6	5	6	5	9	6	8	7	5	3		82
Efficiency	50.0%	50.0%	44.0%	11.0%	30.0%	46.0%	31.0%	60.0%	45.0%	56.0%	50.0%	50.0%	58.3%	38.5%	23.2%		43.6%
Fourth Downs	1	0	0	2	0	0	1	0	0	0	1	0	0	2	1		8
Converted	0	0	0	0	0	0	1	0	0	0	0	0	0	1	0		2
Efficiency	0.0%	0.0%	0.0%	0.0%	0.0%	0.0%	100%	0.0%	0.0%	0.0%	0.0%	0.0%	0.0%	50%	0.0%		25.0%
Total Net Yards	284	256	461	199	404	275	361	301	168	375	392	333	339	334	186		4668
Plays	62	49	57	48	55	58	64	50	43	75	62	68	55	62	50		858
Avg./Play	4.6	5.2	8.1	4.1	7.3	4.7	5.6	6.0	3.9	5.0	6.3	4.9	6.2	5.4	3.7		5.4
Net Yards Rushing	102	104	216	77	98	106	90	47	60	140	66	161	134	116	44		1561
Attempts	27	21	36	18	28	26	26	21	18	39	18	34	26	27	15		380
Avg./Rush	3.8	5.0	6.0	4.3	3.5	4.1	3.5	2.2	3.3	3.6	3.7	4.7	5.2	4.3	2.9		4.1
Touchdowns	0	0	4	0	0	0	0	0	0	1	1	1	0	1	0		8
Net Yards Passing	182	152	245	122	306	169	271	254	108	235	326	172	205	218	142		3107
Sacks	4	2	0	1	0	3	4	0	2	3	3	1	1	2	3		29
Yards Lost	24	29	0	8	0	18	33	0	12	23	15	7	7	24	26		226
Gross Yards	206	181	245	130	306	187	304	254	120	258	341	179	212	242	168		3333
Attempts	31	26	21	29	27	29	34	29	23	33	41	33	28	33	32		449
Completions	19	18	18	14	18	19	18	21	13	26	24	17	20	17	12		274
Pct.	61.2%	69.2%	85.7%	48.3%	66.7%	65.5%	52.9%	72.4%	56.5%	78.8%	58.5%	51.5%	71.4%	51.5%	37.5%		61.0%
Touchdowns	1	1	1	3	3	1	1	2	1	2	3	2	3	2	1		27
Interceptions	1	1	0	3	0	2	1	0	2	0	1	1	0	1	1		14
Avg. Per Pass Play	5.2	5.4	3.5	4.1	11.3	5.3	7.1	8.8	4.3	6.5	7.7	5.1	7.1	6.2	4.1		6.5
Kickoffs-EZ-TB	3-0-0	3-3-1	7-1-0	4-2-0	7-2-0	2-1-0	5-1-0	4-2-0	3-1-1	6-2-0	5-2-0	8-0-0	4-2-1	5-1-0	2-0-0		64-18-2
Punts	6	4	4	5	3	5	6	3	5	5	4	3	5	6	8		72
Average	43.2	40.5	47.3	54.0	39.3	48.6	40.8	54.3	41.6	42.6	43.0	38.3	39.4	43.5	39.0		43.5
Had Blocked	0	0	0	0	0	0	0	0	0	0	0	0	0	0	0		0
FG-PATs Had Blocked	0-0	0-0	0-0	0-0	0-0	0-0	0-0	0-0	0-0	0-0	0-0	0-0	0-0	0-1	0-0		0-1
Penalties	2	6	5	6	3	8	9	1	3	4	8	8	5	7	3		78
Yards Lost	15	60	35	37	20	87	63	0	22	25	60	88	39	45	20		616
Fumbles	0	0	1	0	1	3	1	0	0	1	0	2	2	2	3		16
Fumbles Lost	0	0	0	0	1	3	0	0	0	1	0	0	1	0	1		7
Touchdowns	1	1	5	3	3	1	1	2	1	4	4	3	3	4	1		37
Rushing	0	0	4	0	0	0	0	0	0	1	1	1	0	1	0		8
Passing	1	1	1	3	3	1	1	2	1	2	3	2	3	2	1		27
Interception Return	0	0	0	0	0	0	0	0	0	0	0	0	0	0	0		0
Fumble Return	0	0	0	0	0	0	0	0	0	0	0	0	0	0	0		0
Punt Return	0	0	0	0	0	0	0	0	0	0	0	0	0	0	0		1
Kickoff Return	0	0	0	0	0	0	0	0	0	1	0	0	0	1	0		2
Other (Blocked Return)	0	0	0	0	0	0	0	0	0	0	0	0	0	0	0		0
Extra Points Made-Att	1-1	1-1	5-5	3-3	3-3	1-1	1-1	2-2	1-1	4-4	4-4	3-3	3-3	2-4	1-1		35-37
Kicking Made-Att	1-1	1-1	5-5	3-3	3-3	1-1	1-1	1-1	1-1	4-4	4-4	3-3	3-3	2-3	1-1		34-35
2-pt Rushing Made-Att	-	-	-	-	-	-	-	-	-	-	-	-	-	-	-		-
2-pt Passing Made-Att	-	-	-	-	-	-	-	1-1	-	-	-	-	-	0-1	-		1-2
Field Goals Attempted	1	2	1	0	4	0	3	1	1	2	0	5	0	0	0		20
Field Goals Made	1	1	1	0	3	0	3	1	1	2	0	4	0	0	0		17
Safeties	0	0	0	0	0	0	0	0	0	0	0	0	0	0	0		0
Points Scored	10	10	38	21	30	7	16	18	10	34	28	33	21	26	7		309
Time of Possession	30:11	28.:25	32:33	20:08	28:26	26:03	29:25	25:36	22:20	28:32	26:50	35:05	26:05	29:19	21:25		27:50

NEW ENGLAND PATRIOTS 2008 STATS PACK
PATRIOTS TEAM STATS GAME-BY-GAME

OFFENSE		FIRST DOWNS				NET OFF.		RUSHING			PASSING										PENALTY		PUNTS	
DATE	OPPONENT	Total	Rush	Pass	Pn	Yds	Plays	Yds	Att	Avg	Net	S	YL	Gross	Att	Cmp	Pct	TD	Int	No	Yds	No	Avg	
09/07	Kansas City	18	8	9	1	338	59	126	28	4.5	212	2	16	228	29	20	68.9%	1	0	3	30	4	50.5	
09/14 at	New York Jets	18	6	10	2	260	59	104	32	3.2	156	4	9	165	23	16	69.6%	0	0	2	10	3	50.0	
09/21	Miami	14	5	7	2	215	59	78	19	4.1	137	5	19	156	35	22	62.9%	1	1	2	10	3	40.3	
10/05 at	San Francisco	25	10	13	2	377	80	144	43	3.3	233	5	26	259	32	22	68.8%	1	2	4	56	4	35.5	
10/12 at	San Diego	18	10	8	0	299	68	106	26	4.1	193	4	10	203	38	22	57.9%	0	1	6	73	5	42.4	
10/20	Denver	25	15	8	2	404	68	257	38	6.8	147	6	38	185	24	18	75.0%	3	0	5	65	3	39.0	
10/26	St. Louis	23	8	15	0	348	65	98	29	3.4	250	3	17	267	33	21	63.6%	1	2	0	0	3	49.7	
11/02 at	Indianapolis	22	10	12	0	342	67	140	32	4.4	202	0	0	202	35	26	74.3%	0	1	2	20	1	64.0	
11/09	Buffalo	24	11	11	2	370	77	144	44	3.3	226	1	8	234	32	22	68.8%	0	0	2	15	2	41.5	
11/13	New York Jets	26	7	18	1	511	79	125	25	5.0	386	3	14	400	51	30	58.8%	3	0	5	29	4	44.0	
11/23 at	Miami	30	10	18	2	530	70	122	25	4.9	408	2	7	415	43	30	69.8%	3	1	6	38	1	49.0	
11/30	Pittsburgh	19	7	7	5	267	64	122	20	6.1	145	5	24	169	39	19	48.7%	0	2	6	45	4	43.3	
12/07 at	Seattle	22	4	16	2	344	72	84	25	3.4	260	3	8	268	44	26	59.0%	1	0	1	15	3	40.3	
12/14 at	Oakland	29	11	15	3	487	71	277	38	7.1	210	3	8	218	30	18	60.0%	4	1	4	20	3	36.0	
12/21	Arizona	27	13	13	1	514	81	186	50	3.7	514	1	12	343	38	21	55.3%	3	0	7	65	3	47.0	
12/28 at	Buffalo																							
Regular Season Totals		340	135	180	25	5606	1039	2113	474	4.5	3679	47	216	3712	526	333	63.3%	21	11	55	491	46	43.4	

OPPONENTS TEAM STATS GAME-BY-GAME

DEFENSE		FIRST DOWNS				NET OFF.		RUSHING			PASSING										PENALTY		PUNTS	
DATE	OPPONENT	Total	Rush	Pass	Pn	Yds	Plays	Yds	Att	Avg	Net	S	YL	Gross	Att	Cmp	Pct	TD	Int	No	Yds	No	Avg	
09/07	Kansas City	14	5	9	0	284	62	102	27	3.8	182	4	24	206	31	19	61.2%	1	1	2	15	6	43.2	
09/14 at	New York Jets	12	3	9	0	256	49	104	21	5.0	152	2	29	181	26	18	69.2%	1	1	6	60	4	40.5	
09/21	Miami	23	11	12	0	461	57	216	36	6.0	245	0	0	245	21	18	85.7%	1	0	5	35	4	47.3	
10/05 at	San Francisco	12	3	7	2	199	48	77	18	4.3	122	1	8	130	29	14	48.3%	3	3	6	37	5	54.0	
10/12 at	San Diego	19	3	13	3	404	55	98	28	3.5	306	0	0	306	27	18	66.7%	3	0	3	20	3	39.3	
10/20	Denver	19	4	12	3	275	58	106	26	4.1	169	3	18	187	29	19	65.5%	1	2	8	87	5	48.6	
10/26	St. Louis	16	5	11	0	361	64	90	26	3.5	271	4	33	304	34	18	52.9%	1	1	9	63	6	40.8	
11/02 at	Indianapolis	18	2	16	0	301	50	47	21	2.2	254	0	0	254	29	21	72.4%	2	0	1	0	3	54.3	
11/09	Buffalo	10	2	8	0	168	43	60	18	3.3	108	2	12	120	23	13	56.5%	1	2	3	22	5	41.6	
11/13	New York Jets	23	4	16	3	375	75	140	39	3.6	235	3	23	258	33	26	78.8%	2	0	4	25	5	42.6	
11/23 at	Miami	23	4	18	1	392	62	66	18	3.7	326	3	15	341	41	24	58.5%	3	1	8	60	4	43.0	
11/30	Pittsburgh	19	8	11	0	333	68	161	34	4.7	172	1	7	179	33	17	51.5%	2	1	8	88	3	38.3	
12/07 at	Seattle	18	7	11	0	339	55	134	26	5.2	205	1	7	212	28	20	71.4%	3	0	5	39	5	39.4	
12/14 at	Oakland	19	6	12	1	334	62	116	27	4.3	218	2	24	242	33	17	51.5%	2	1	7	45	6	43.5	
12/21	Arizona	8	2	6	0	186	50	44	15	2.9	142	3	26	168	32	12	37.5%	1	1	3	20	8	39.0	
12/28 at	Buffalo																							
Regular Season Totals		253	69	171	13	4668	858	1561	380	4.1	3107	29	226	3333	449	274	61.0%	27	14	78	616	72	43.5	

NEW ENGLAND PATRIOTS 2008 STATS PACK
GAME-BY-GAME INDIVIDUAL PASSING STATS

Date	Opponent	Tom Brady										Matt Cassel									
		Att	Cmp	Yds	Pct	TD	Lg	Int	S	Yds	Rating	Att	Cmp	Yds	Pct	TD	Lg	Int	S	Yds	Rating
09/07	Kansas City	11	7	76	.636	0	26	0	0	0	83.9	18	13	152	.722	1	51	0	2	16	116.0
09/14 at	New York Jets	Placed on Injured Reserve 9/8/08										23	16	165	.696	0	26	0	4	9	89.9
09/21	Miami											31	19	131	.613	1	21	1	4	17	68.1
10/05 at	San Francisco											32	22	259	.688	1	66t	2	5	26	77.5
10/12 at	San Diego											38	22	203	.579	0	28	1	4	10	61.6
10/20	Denver											24	18	185	.750	3	29	0	6	38	136.3
10/26	St. Louis											33	21	267	.636	1	30	2	3	17	73.7
11/02 at	Indianapolis											34	25	204	.735	0	20	1	0	0	76.1
11/09	Buffalo											32	22	234	.688	0	27	0	1	8	87.1
11/13	New York Jets											51	30	400	.588	3	43	0	3	14	103.4
11/23 at	Miami											43	30	415	.698	3	64	1	2	7	114.0
11/30	Pittsburgh											39	19	169	.487	0	27	2	5	24	39.4
12/07 at	Seattle											44	26	268	.590	1	33	0	3	8	84.3
12/14 at	Oakland											30	18	218	.600	4	30	1	3	8	108.1
12/21	Arizona											36	20	345	.556	3	76t	0	1	12	116.1
12/28 at	Buffalo																				
Regular Season Totals		11	7	76	.636	0	26	0	0	0	83.9	508	321	3615	.632	21	76t	11	46	214	89.1
Career Totals		3653	2301	26446	.630	197	91t	86	203	1278	92.9	547	343	3868	.627	23	76t	13	50	230	87.9
Date	Opponent	Kevin O'Connell										Matt Gutierrez									
		Att	Cmp	Yds	Pct	TD	Lg	Int	S	Yds	Rating	Att	Cmp	Yds	Pct	TD	Lg	Int	S	Yds	Rating
09/07	Kansas City	3rd Quarterback										Signed Off Practice Squad 09/13/08									
09/14 at	New York Jets	-	-	-	-	-	-	-	-	-	-	3rd Quarterback									
09/21	Miami	4	3	25	.750	0	12	0	1	2	90.6	3rd Quarterback									
10/05 at	San Francisco	-	-	-	-	-	-	-	-	-	-	3rd Quarterback									
10/12 at	San Diego	-	-	-	-	-	-	-	-	-	-	3rd Quarterback									
10/20	Denver	-	-	-	-	-	-	-	-	-	-	3rd Quarterback									
10/26	St. Louis	-	-	-	-	-	-	-	-	-	-	-	-	-	-	-	-	-	-	-	-
11/02 at	Indianapolis	-	-	-	-	-	-	-	-	-	-	3rd Quarterback									
11/09	Buffalo	-	-	-	-	-	-	-	-	-	-	3rd Quarterback									
11/13	New York Jets	-	-	-	-	-	-	-	-	-	-	3rd Quarterback									
11/23 at	Miami	-	-	-	-	-	-	-	-	-	-	3rd Quarterback									
11/30	Pittsburgh	-	-	-	-	-	-	-	-	-	-	3rd Quarterback									
12/07 at	Seattle	-	-	-	-	-	-	-	-	-	-	3rd Quarterback									
12/14 at	Oakland	-	-	-	-	-	-	-	-	-	-	3rd Quarterback									
12/21	Arizona	2	1	-2	.500	0	-2	0	0	0	56.2	3rd Quarterback									
12/28 at	Buffalo																				
Regular Season Totals		6	4	23	.667	0	12	0	1	2	73.6	0	0	0 ###	0 #	0			0	0	###
Career Totals		6	4	23	.667	0	12	0	1	2	73.6	1	1	15 ###	0	15	0		0	0	###
Date	Opponent	Kevin Faulk																			
		Att	Cmp	Yds	Pct	TD	Lg	Int	S	Yds	Rating										
09/07	Kansas City	-	-	-	-	-	-	-	-	-	-										
09/14 at	New York Jets	-	-	-	-	-	-	-	-	-	-										
09/21	Miami	-	-	-	-	-	-	-	-	-	-										
10/05 at	San Francisco	-	-	-	-	-	-	-	-	-	-										
10/12 at	San Diego	-	-	-	-	-	-	-	-	-	-										
10/20	Denver	-	-	-	-	-	-	-	-	-	-										
10/26	St. Louis	-	-	-	-	-	-	-	-	-	-										
11/02 at	Indianapolis	1	1	-2	1.000	0	-2	0	0	0	79.2										
11/09	Buffalo	-	-	-	-	-	-	-	-	-	-										
11/13	New York Jets	-	-	-	-	-	-	-	-	-	-										
11/23 at	Miami	-	-	-	-	-	-	-	-	-	-										
11/30	Pittsburgh	-	-	-	-	-	-	-	-	-	-										
12/07 at	Seattle	-	-	-	-	-	-	-	-	-	-										
12/14 at	Oakland	-	-	-	-	-	-	-	-	-	-										
12/21	Arizona	-	-	-	-	-	-	-	-	-	-										
12/28 at	Buffalo																				
Regular Season Totals		1	1	-2	1.000	0	23	0	0	0	79.2										
Career Totals		4	2	21	.500	0	23	0	0	0	65.6										

NEW ENGLAND PATRIOTS 2008 STATS PACK

GAME-BY-GAME INDIVIDUAL RECEIVING STATS (LISTED ALPHABETICALLY)

RECEIVING		Sam Aiken					Heath Evans					Kevin Faulk					Jabar Gaffney					BenJarvus Green-Ellis				
Date	Opponent	No	Yds	Avg	Lg	TD	No	Yds	Avg	Lg	TD	No	Yds	Avg	Lg	TD	No	Yds	Avg	Lg	TD	No	Yds	Avg	Lg	TD
09/07	Kansas City	Inactive					-	-	-	-	-	NFL Suspension					-	-	-	-	-	Practice Squad				
09/14 at	New York Jets	Inactive					-	-	-	-	-	4	50	12.5	22	0	-	-	-	-	-	Practice Squad				
09/21	Miami	1	9	9.0	9	0	-	-	-	-	-	2	6	3.0	4	0	6	51	8.5	12	1	Practice Squad				
10/05 at	San Francisco	-	-	-	-	-	-	-	-	-	-	4	29	7.3	10	0	3	35	11.7	13	0	Signed 10/11/08				
10/12 at	San Diego	-	-	-	-	-	-	-	-	-	-	3	29	9.7	17	0	1	4	4.0	4	0	1	9	9.0	9	0
10/20	Denver	1	7	7.0	7	0	-	-	-	-	-	3	6	2.0	8	0	-	-	-	-	-	-	-	-	-	-
10/26	St. Louis	-	-	-	-	-	-	-	-	-	-	4	47	11.8	18	1	1	17	17.0	17	0	-	-	-	-	-
11/02 at	Indianapolis	-	-	-	-	-	-	-	-	-	-	5	38	7.6	11	0	1	11	11.0	11	0	1	8	8.0	8	0
11/09	Buffalo	2	22	11.0	19	0	-	-	-	-	-	1	9	9.0	9	0	4	36	9.0	12	0	-	-	-	-	-
11/13	New York Jets	1	43	43.0	43	0	-	-	-	-	-	4	49	12.3	19	0	7	86	12.3	19	1	-	-	-	-	-
11/23 at	Miami	-	-	-	-	-	-	-	-	-	-	6	52	8.7	15	0	5	88	17.6	23	0	-	-	-	-	-
11/30	Pittsburgh	-	-	-	-	-	-	-	-	-	-	7	48	6.9	17	0	1	2	2.0	2	0	1	20	20.0	20	0
12/07 at	Seattle	1	6	6.0	6	0	-	-	-	-	-	5	22	4.4	11	0	4	48	12.0	28	0	-	-	-	-	-
12/14 at	Oakland	1	16	16.0	16	0	-	-	-	-	-	6	66	11.0	19	1	-	-	-	-	-	Inactive				
12/21	Arizona	1	-2	-2.0	-2	0	1	28	28.0	28	0	3	27	9.0	15	1	5	90	18.0	37	0	Inactive				
12/28 at	Buffalo																									
Regular Season Totals		8	101	12.6	43	0	1	28	28.0	28	0	57	478	8.4	22	3	38	468	12.3	37	2	3	37	12.3	20	0
Career Totals		27	351	13.0	54	0	38	297	7.8	29	1	380	3296	8.7	52	14	256	3068	12.0	69	15	3	37	12.3	20	0
RECEIVING		C.J. Jones					LaMont Jordan					Laurence Maroney					Sammy Morris					Randy Moss				
Date	Opponent	No	Yds	Avg	Lg	TD	No	Yds	Avg	Lg	TD	No	Yds	Avg	Lg	TD	No	Yds	Avg	Lg	TD	No	Yds	Avg	Lg	TD
09/07	Kansas City	Inactive					-	-	-	-	-	-	-	-	-	-	5	34	6.8	11	0	6	116	19.3	51	1
09/14 at	New York Jets	Released 09/13/08					-	-	-	-	-	-	-	-	-	-	2	7	3.5	4	0	2	22	11.0	14	0
09/21	Miami						-	-	-	-	-	-	-	-	-	-	1	0	0.0	0	0	4	25	6.3	7	0
10/05 at	San Francisco						-	-	-	-	-	-	-	-	-	-	-	-	-	-	-	5	111	22.2	66	1
10/12 at	San Diego						Inactive					Inactive					4	49	12.3	28	0	3	26	8.7	15	0
10/20	Denver						Inactive					Placed on IR 10/20/08					-	-	-	-	-	5	69	13.8	27	2
10/26	St. Louis						Inactive										Inactive					7	102	14.6	30	0
11/02 at	Indianapolis						Inactive										Inactive					6	65	10.8	20	0
11/09	Buffalo						Inactive										Inactive					5	53	10.6	19	0
11/13	New York Jets						Inactive										-	-	-	-	-	3	26	8.7	16	1
11/23 at	Miami						Inactive										2	14	7.0	9	0	8	125	15.6	29	3
11/30	Pittsburgh						Inactive										1	12	12.0	12	0	4	45	11.3	27	0
12/07 at	Seattle						-	-	-	-	-	-	-	-	-	-	-	-	-	-	-	3	56	18.7	33	0
12/14 at	Oakland						-	-	-	-	-	-	-	-	-	-	-	-	-	-	-	5	67	13.4	20	2
12/21	Arizona						-	-	-	-	-	-	-	-	-	-	2	45	22.5	42	0	2	87	43.5	76	1
12/28 at	Buffalo																									
Regular Season Totals		0	0	###		0	0	0	###	#	0	0	0	#DIV/0!	#	0	17	161	9.5	42	0	68	995	14.6	76	11
Career Totals		0	0	###		0	158	1301	8.2	28	3	26	310	11.9	43	1	135	988	7.3	44	1	842	13188	15.7	82	135
RECEIVING		Matthew Slater					David Thomas					Kelley Washington					Benjamin Watson					Wes Welker				
Date	Opponent	No	Yds	Avg	Lg	TD	No	Yds	Avg	Lg	TD	No	Yds	Avg	Lg	TD	No	Yds	Avg	Lg	TD	No	Yds	Avg	Lg	TD
09/07	Kansas City	-	-	-	-	-	2	24	12.0	18	0	1	3	3.0	3	0	Inactive					6	51	8.5	13	0
09/14 at	New York Jets	-	-	-	-	-	1	14	14.0	14	0	-	-	-	-	-	Inactive					7	72	10.3	26	0
09/21	Miami	-	-	-	-	-	1	4	4.0	4	0	Inactive					1	6	6.0	6	0	6	55	9.2	21	0
10/05 at	San Francisco	-	-	-	-	-	-	-	-	-	-	Inactive					2	11	5.5	7	0	8	73	9.1	20	0
10/12 at	San Diego	-	-	-	-	-	1	13	13.0	13	0	Inactive					-	-	-	-	-	9	73	8.1	15	0
10/20	Denver	-	-	-	-	-	-	-	-	-	-	Inactive					3	40	13.3	29	0	6	63	10.5	27	1
10/26	St. Louis	Inactive					1	9	9.0	9	0	-	-	-	-	-	1	13	13.0	13	0	7	79	11.3	20	0
11/02 at	Indianapolis	Inactive					3	29	9.7	16	0	-	-	-	-	-	3	14	4.7	9	0	7	37	5.3	10	0
11/09	Buffalo	-	-	-	-	-	-	-	-	-	-	-	-	-	-	-	1	7	7.0	7	0	9	107	11.8	27	0
11/13	New York Jets	-	-	-	-	-	-	-	-	-	-	-	-	-	-	-	8	88	11.0	14	1	7	108	15.4	29	0
11/23 at	Miami	-	-	-	-	-	-	-	-	-	-	-	-	-	-	-	1	16	16.0	16	0	8	120	15.0	64	0
11/30	Pittsburgh	-	-	-	-	-	-	-	-	-	-	-	-	-	-	-	1	12	12.0	12	0	4	30	7.5	12	0
12/07 at	Seattle	-	-	-	-	-	Inactive					Inactive					1	2	2.0	2	1	12	134	11.2	25	0
12/14 at	Oakland	-	-	-	-	-	-	-	-	-	-	-	-	-	-	-	-	-	-	-	-	6	69	11.5	30	1
12/21	Arizona	-	-	-	-	-	-	-	-	-	-	-	-	-	-	-	-	-	-	-	-	7	68	9.7	20	1
12/28 at	Buffalo																									
Regular Season Totals		0	0	###		0	9	93	10.3	18	0	1	3	3.0	3	0	22	209	9.5	29	2	109	1139	10.4	64	3
Career Totals		0	0	###		0	21	261	12.4	36	1	73	896	12.3	51	9	138	1698	12.3	40	15	317	3435	10.8	64	12

NEW ENGLAND PATRIOTS 2008 STATS PACK

GAME-BY-GAME INDIVIDUAL RUSHING STATS(LISTED ALPHABETICALLY)

RUSHING		Matt Cassel					Heath Evans					Kevin Faulk					BenJarvus Green-Ellis					LaMont Jordan				
Date	Opponent	No	Yds	Avg	Lg	TD	No	Yds	Avg	Lg	TD	No	Yds	Avg	Lg	TD	No	Yds	Avg	Lg	TD	No	Yds	Avg	Lg	TD
09/07	Kansas City	4	13	3.3	9	0	2	3	1.5	3	0	NFL Suspension					Practice Squad					2	6	3.0	5	0
09/14 at	New York Jets	1	7	7.0	7	0	1	3	3.0	3	0	3	16	5.3	7	0	Practice Squad					11	62	5.6	11	0
09/21	Miami	2	4	2.0	2	0	-	-	-	-	-	1	6	6.0	6	0	Practice Squad					6	22	3.7	9	0
10/05 at	San Francisco	4	5	1.3	6	0	-	-	-	-	-	7	32	4.6	10	2	Signed 10/11/08					5	16	3.2	9	0
10/12 at	San Diego	7	29	4.1	9	0	1	3	3.0	3	0	8	48	6.0	13	0	-	-	-	-	-	Inactive				
10/20	Denver	4	1	0.3	4	0	1	3	3.0	3	0	4	50	12.5	16	0	13	65	5.0	15	1	Inactive				
10/26	St. Louis	7	22	3.1	11	0	-	-	-	-	-	13	60	4.6	14	0	9	16	1.8	4	1	Inactive				
11/02 at	Indianapolis	5	20	4.0	7	0	2	3	1.5	2	0	10	60	6.0	15	0	15	57	3.8	10	1	Inactive				
11/09	Buffalo	9	22	2.4	13t	1	1	3	3.0	3	0	5	9	1.8	6	0	26	105	4.0	13	1	Inactive				
11/13	New York Jets	8	62	7.8	19	0	2	2	1.0	4	0	8	38	4.8	20	0	2	9	4.5	7	0	Inactive				
11/23 at	Miami	2	14	7.0	8	1	-	-	-	-	-	8	53	6.6	21t	1	7	20	2.9	6	1	Inactive				
11/30	Pittsburgh	2	1	0.5	1	0	-	-	-	-	-	6	73	12.2	41	0	2	3	1.5	2	0	Inactive				
12/07 at	Seattle	7	14	2.0	9	0	-	-	-	-	-	3	16	5.3	7	0	-	-	-	-	-	4	18	4.5	8	0
12/14 at	Oakland	6	18	2.6	10	0	-	-	-	-	-	6	45	7.5	23	0	Inactive					12	97	8.1	49t	1
12/21	Arizona	2	19	9.5	16	0	1	3	3.0	3	0	1	1	1.0	1	0	Inactive					20	78	3.9	16	2
12/28 at	Buffalo																									
Regular Season Totals		70	251	3.6	19	2	11	23	2.1	4	0	83	507	6.1	41	3	74	275	3.7	15	5	60	299	5.0	49t	3
Career Totals		82	279	3.4	19	3	157	561	3.6	35	3	777	3170	4.1	45t	14	74	275	3.7	15	5	852	3584	4.2	61t	27
RUSHING		Laurence Maroney					Sammy Morris					Randy Moss					Kevin O'Connell					Wes Welker				
Date	Opponent	No	Yds	Avg	Lg	TD	No	Yds	Avg	Lg	TD	No	Yds	Avg	Lg	TD	No	Yds	Avg	Lg	TD	No	Yds	Avg	Lg	TD
09/07	Kansas City	10	51	5.1	17	0	10	53	5.3	22	1	-	-	-	-	-	-	-	-	-	-	-	-	-	-	-
09/14 at	New York Jets	8	16	2.0	6	0	8	0	0.0	3	1	-	-	-	-	-	-	-	-	-	-	-	-	-	-	-
09/21	Miami	Inactive					9	27	3.0	17	0	-	-	-	-	-	-	-	-	-	-	1	19	19.0	19	0
10/05 at	San Francisco	10	26	2.6	5	0	16	63	3.9	14	0	1	2	2.0	2	0	-	-	-	-	-	-	-	-	-	-
10/12 at	San Diego	Inactive					10	26	2.6	7	1	-	-	-	-	-	-	-	-	-	-	-	-	-	-	-
10/20	Denver	Placed on IR 10/20/08					16	138	8.6	34	1	-	-	-	-	-	-	-	-	-	-	-	-	-	-	-
10/26	St. Louis						Inactive					-	-	-	-	-	-	-	-	-	-	-	-	-	-	-
11/02 at	Indianapolis						Inactive					-	-	-	-	-	-	-	-	-	-	-	-	-	-	-
11/09	Buffalo						Inactive					1	-2	-2.0	-2	0	-	-	-	-	-	2	7	3.5	7	0
11/13	New York Jets						5	14	2.8	6	0	-	-	-	-	-	-	-	-	-	-	-	-	-	-	-
11/23 at	Miami						8	35	4.4	9	0	-	-	-	-	-	-	-	-	-	-	-	-	-	-	-
11/30	Pittsburgh						10	45	4.5	14	1	-	-	-	-	-	-	-	-	-	-	-	-	-	-	-
12/07 at	Seattle						11	36	3.3	9	1	-	-	-	-	-	-	-	-	-	-	-	-	-	-	-
12/14 at	Oakland						14	117	8.4	35	1	-	-	-	-	-	-	-	-	-	-	-	-	-	-	-
12/21	Arizona						15	88	5.9	12	0	-	-	-	-	-	3	-6	-2.0	-2	0	-	-	-	-	-
12/28 at	Buffalo																									
Regular Season Totals		28	93	3.3	17	0	132	642	4.9	35	7	2	0	0.0	2	0	3	-6	-2.0	-2	0	3	26	8.7	19	0
Career Totals		388	1673	4.3	59t	12	591	2495	4.2	55	24	25	159	6.4	25	0	3	-6	-2.0	-2	0	8	65	8.1	27	0

GAME-BY-GAME INDIVIDUAL DEFENSIVE STATS

TACKLES TABULATED FROM COACHING GRADES DURING THE REGULAR SEASON (LISTED ALPHABETICALLY)

		Eric Alexander													Tedy Bruschi													Roosevelt Colvin												
Date	Opponent	TT	UT	A	S	Yds	QH	Int	Yds	PD	FF	FR	SpT	TT	UT	A	S	Yds	QH	Int	Yds	PD	FF	FR	SpT	TT	UT	A	S	Yds	QH	Int	Yds	PD	FF	FR	SpT			
09/07	Kansas City	-	-	-	-	-	-	-	-	-	-	-	-	11	5	6	-	-	-	-	-	-	-	-	-	-	-	-	-	-	-	-	-	-	-	-	-			
09/14 at	New York Jets	-	-	-	-	Inactive	-	-	-	-	-	-	-	4	2	2	-	-	-	1	-	-	-	1	-	-	-	-	-	-	-	-	-	-	-	-	-			
09/21	Miami	-	-	-	-	Inactive	-	-	-	-	-	-	-	6	4	2	-	-	-	-	-	-	-	-	-	-	-	-	-	-	-	-	-	-	-	-				
10/05 at	San Francisco	-	-	-	-	Inactive	-	-	-	-	-	-	-	3	3	0	-	-	-	-	-	-	-	-	-	-	-	-	-	-	-	-	-	-	-	-				
10/12 at	San Diego	-	-	-	-	Inactive	-	-	-	-	-	-	-	2	0	2	-	-	-	-	-	-	-	-	-	-	-	-	-	-	-	-	-	-	-	-				
10/20	Denver	-	-	-	-	Inactive	-	-	-	-	-	-	-	2	0	2	-	-	-	-	-	-	-	-	-	-	-	-	-	-	-	-	-	-	-	-				
10/26	St. Louis	-	-	-	-	Inactive	-	-	-	-	-	-	-	9	7	2	-	-	-	-	-	-	-	-	-	-	-	-	-	-	-	-	-	-	-	-				
11/02 at	Indianapolis	-	-	-	-	Inactive	-	-	-	-	-	-	-	4	2	2	-	-	-	-	-	-	-	-	-	-	-	-	-	-	-	-	-	-	-	-				
11/09	Buffalo	-	-	-	-	Inactive	-	-	-	-	-	-	-	6	3	3	-	-	-	-	-	-	-	-	-	-	-	-	-	-	-	-	-	-	-	-				
11/13	New York Jets	-	-	-	-	Inactive	-	-	-	-	-	-	-	10	3	7	-	-	-	-	-	-	-	-	-	-	-	-	-	-	-	-	-	-	-	-				
11/23 at	Miami	-	-	-	-	Placed on Injured Reserve 11/22/08	-	-	-	-	-	-	-	2	2	0	-	-	-	-	-	-	-	-	-	-	-	-	-	-	-	-	-	-	-	-				
11/30	Pittsburgh	-	-	-	-	-	-	-	-	-	-	-	-	10	5	5	-	-	-	-	-	-	-	-	-	-	-	-	-	-	-	-	-	-	-	-				
12/07 at	Seattle	-	-	-	-	-	-	-	-	-	-	-	-	2	2	0	-	-	-	-	-	-	-	-	-	-	-	-	-	-	-	-	-	-	-	-				
12/14 at	Oakland	-	-	-	-	-	-	-	-	-	-	-	-	-	-	-	-	Inactive	-	-	-	-	-	-	-	-	-	-	-	-	-	-	-	-	-					
12/21	Arizona	-	-	-	-	-	-	-	-	-	-	-	-	-	-	-	-	Inactive	-	-	-	-	-	-	-	-	-	-	-	-	-	-	-	-	-					
12/28 at	Buffalo	-	-	-	-	-	-	-	-	-	-	-	-	-	-	-	-	-	-	-	-	-	-	-	-	-	-	-	-	-	-	-	-	-	-					
Regular Season Totals		0	0	0	0.0	0.0	0	0	0	0	0	0	0	71	38	33	0.0	0.0	1	0	0	0	1	0	0	0	4	3	1	0.0	0.0	1	0	0	0	0	0			
Career Totals		8	7	1	0.0	0.0	NA	0	0	0	0	0	26	1134	718	416	30.5	186.0	NA	12	187	62	18	6	55	418	296	122	52.5	370.0	NA	3	26	18	14	9	9			
		Shawn Crable													Jarvis Green													Gary Guyton												
Date	Opponent	TT	UT	A	S	Yds	QH	Int	Yds	PD	FF	FR	SpT	TT	UT	A	S	Yds	QH	Int	Yds	PD	FF	FR	SpT	TT	UT	A	S	Yds	QH	Int	Yds	PD	FF	FR	SpT			
09/07	Kansas City	-	-	-	-	Inactive	-	-	-	-	-	-	-	1	1	0	-	-	-	1.0	-	-	-	-	-	-	-	-	-	-	-	-	-	-	-	-				
09/14 at	New York Jets	-	-	-	-	Inactive	-	-	-	-	-	-	-	-	-	-	-	-	-	-	-	-	-	-	-	-	-	-	-	-	-	-	-	-	-	-				
09/21	Miami	-	-	-	-	Inactive	-	-	-	-	-	-	-	5	2	3	-	-	-	-	-	-	-	-	-	-	-	-	-	-	-	-	-	-	-	2				
10/05 at	San Francisco	-	-	-	-	Inactive	-	-	-	-	-	-	-	-	-	-	-	-	-	-	-	-	-	-	-	-	-	-	-	-	-	-	-	-	-	1				
10/12 at	San Diego	-	-	-	-	Inactive	-	-	-	-	-	-	-	-	-	-	-	-	-	-	-	-	-	-	-	-	-	-	-	-	-	-	-	-	-					
10/20	Denver	-	-	-	-	Inactive	-	-	-	-	-	-	-	-	-	-	-	-	-	-	-	-	-	-	-	-	-	-	-	-	-	-	-	-	-					
10/26	St. Louis	-	-	-	-	Inactive	-	-	-	-	-	-	-	-	-	-	-	Inactive	-	-	-	-	-	-	-	-	-	-	-	-	-	-	-	-	1	1				
11/02 at	Indianapolis	-	-	-	-	Inactive	-	-	-	-	-	-	-	-	-	-	-	-	-	-	-	-	-	-	-	-	-	-	-	-	-	-	-	-	-					
11/09	Buffalo	-	-	-	-	Placed on Injured Reserve 11/05/08	-	-	-	-	-	-	-	4	3	1	-	-	-	-	-	-	-	-	-	-	-	-	-	-	-	-	-	-	-	1				
11/13	New York Jets	-	-	-	-	-	-	-	-	-	-	-	-	5	3	2	-	-	-	-	-	-	-	-	-	-	-	-	-	-	-	-	-	-	2	1	1			
11/23 at	Miami	-	-	-	-	-	-	-	-	-	-	-	-	2	1	1	-	-	-	-	-	-	-	-	-	-	-	-	-	-	-	-	-	-	-					
11/30	Pittsburgh	-	-	-	-	-	-	-	-	-	-	-	-	1	1	0	-	-	-	-	-	-	-	-	-	-	-	-	-	-	-	-	-	-	-					
12/07 at	Seattle	-	-	-	-	-	-	-	-	-	-	-	-	5	1	4	-	-	-	-	-	-	-	-	-	-	-	-	-	-	-	-	-	1	-	1				
12/14 at	Oakland	-	-	-	-	-	-	-	-	-	-	-	-	2	2	0	-	-	-	-	-	-	-	-	-	-	-	-	-	-	-	-	-	-	-					
12/21	Arizona	-	-	-	-	-	-	-	-	-	-	-	-	5	2	3	-	-	-	1	-	-	-	-	-	-	-	-	-	-	-	-	-	-	-	-				
12/28 at	Buffalo	-	-	-	-	-	-	-	-	-	-	-	-	-	-	-	-	-	-	-	-	-	-	-	-	-	-	-	-	-	-	-	-	-	-					
Regular Season Totals		0	0	0	0.0	0.0	0	0	0	0	0	0	0	31	16	15	0.0	0.0	2	0	0	0	0	0	1	0	26	20	6	0.0	0.0	0	0	0	3	0	2	7		
Career Totals		0	0	0	0.0	0.0	0	0	0	0	0	0	0	267	163	104	25.0	162.0	13.0	0	0	4	8	6	1	26	20	6	0.0	0.0	NA	0	0	3	0	2	7			
		Rodney Harrison													Ellis Hobbs													Larry Izzo												
Date	Opponent	TT	UT	A	S	Yds	QH	Int	Yds	PD	FF	FR	SpT	TT	UT	A	S	Yds	QH	Int	Yds	PD	FF	FR	SpT	TT	UT	A	S	Yds	QH	Int	Yds	PD	FF	FR	SpT			
09/07	Kansas City	14	7	7	-	-	-	-	-	-	-	-	-	3	3	0	1.0	6.0	-	1	3	1	-	-	2	-	-	-	-	-	-	-	-	-	-	-				
09/14 at	New York Jets	8	6	2	-	-	-	-	-	-	-	-	-	2	2	0	-	-	-	-	-	-	2	-	-	-	-	-	-	-	-	-	-	-	-	-				
09/21	Miami	12	6	6	-	-	-	-	-	-	-	1	-	4	3	1	-	-	-	-	-	-	-	-	-	-	-	-	-	-	-	-	-	-	-					
10/05 at	San Francisco	2	2	0	-	-	-	-	1	0	2	-	-	3	3	0	-	-	-	-	-	-	-	-	-	-	-	-	-	-	-	-	-	-	-					
10/12 at	San Diego	4	4	0	-	-	-	-	-	-	-	-	-	4	4	0	-	-	-	-	-	-	-	-	-	-	-	-	-	-	-	-	-	-	-					
10/20	Denver	5	2	3	-	-	-	-	-	-	-	-	-	1	1	0	-	-	-	-	-	-	1	-	-	-	-	-	-	-	-	-	-	-	-	1				
10/26	St. Louis	-	-	-	-	Placed on Injured Reserve 10/22/08	-	-	-	-	-	-	-	4	4	-	-	-	-	-	-	-	1	-	-	-	-	-	-	-	-	-	-	-	-	-				
11/02 at	Indianapolis	-	-	-	-	-	-	-	-	-	-	-	-	1	1	0	-	-	-	-	-	-	-	-	-	-	-	-	-	-	-	-	-	-	2					
11/09	Buffalo	-	-	-	-	-	-	-	-	-	-	-	-	3	3	0	-	-	-	-	1	4	1	-	-	-	-	-	-	-	-	-	-	-	-	-				
11/13	New York Jets	-	-	-	-	-	-	-	-	-	-	-	-	3	2	1	-	-	-	-	-	-	-	-	-	-	-	-	-	-	-	-	-	-	-	1				
11/23 at	Miami	-	-	-	-	-	-	-	-	-	-	-	-	5	5	0	-	-	-	-	-	-	1	-	-	-	-	-	-	-	-	-	-	-	-	2				
11/30	Pittsburgh	-	-	-	-	-	-	-	-	-	-	-	-	7	3	4	0.5	3.5	-	-	-	-	1	-	-	-	-	-	-	-	-	-	-	-	-	-				
12/07 at	Seattle	-	-	-	-	-	-	-	-	-	-	-	-	1	1	0	-	-	-	-	-	-	-	-	-	-	-	-	-	-	-	-	-	-	1					
12/14 at	Oakland	-	-	-	-	-	-	-	-	-	-	-	-	1	1	0	-	-	-	-	-	-	-	-	-	-	-	-	-	-	-	-	-	-	2					
12/21	Arizona	-	-	-	-	-	-	-	-	-	-	-	-	-	-	-	-	-	-	-	1	-	7	1	-	-	-	-	-	-	-	-	-	-	-	1				
12/28 at	Buffalo	-	-	-	-	-	-	-	-	-	-	-	-	-	-	-	-	-	-	-	-	-	-	-	-	-	-	-	-	-	-	-	-	-	-					
Regular Season Totals		45	27	18	0.0	0.0	2	1	0	2	1	0	2	42	36	6	1.5	9.5	0	3	0	11	0	0	2	0	0	0	0	0.0	0.0	0	0	0	0	0	12			
Career Totals		1211	923	288	30.5	236.5	NA	34	361	115	15	7	57	193	161	32	2.5	18.5	NA	9	87	41	1	4	10	18	17	1	0.0	0.0	NA	1	0	3	1	2	55			
		Jerod Mayo													Brandon Meriweather													Deltia O'Neal												
Date	Opponent	TT	UT	A	S	Yds	QH	Int	Yds	PD	FF	FR	SpT	TT	UT	A	S	Yds	QH	Int	Yds	PD	FF	FR	SpT	TT	UT	A	S	Yds	QH	Int	Yds	PD	FF	FR	SpT			
09/07	Kansas City	7	6	1	-	-	-	-	-	-	-	-	-																											

NEW ENGLAND PATRIOTS 2008 STATS PACK

GAME-BY-GAME INDIVIDUAL DEFENSIVE STATS

TABULATED FROM COACHING GRADES DURING THE REGULAR SEASON (LISTED ALPHABETICALLY)

Date	Opponent	Lewis Sanders													Junior Seau													Richard Seymour												
		TT	UT	A	S	Yds	QH	Int	Yds	PD	FF	FR	SpT	TT	UT	A	S	Yds	QH	Int	Yds	PD	FF	FR	SpT	TT	UT	A	S	Yds	QH	Int	Yds	PD	FF	FR	SpT			
09/07	Kansas City	4	2	2	-	-	-	-	-	-	-	-	-	-	-	-	-	-	-	-	-	-	-	-	-	-	4	1	3	-	-	1	-	-	-	-	-	-		
09/14 at	New York Jets	1	1	0	-	-	-	-	-	-	-	-	-	-	-	-	-	-	-	-	-	-	-	-	-	-	2	2	0	1	9	1	-	-	-	-	-	-		
09/21	Miami	-	-	-	-	-	-	-	-	-	-	-	-	-	-	-	-	-	-	-	-	-	-	-	-	-	4	1	3	-	-	-	-	-	1	-	-	-		
10/05 at	San Francisco	-	-	-	-	Inactive	-	-	-	-	-	-	-	-	-	-	-	-	-	-	-	-	-	-	-	-	1	1	0	-	-	-	-	-	-	-	-	-	-	
10/12 at	San Diego	-	-	-	-	-	-	-	-	-	-	-	1	-	-	-	-	-	-	-	-	-	-	-	-	-	6	4	2	-	-	-	-	-	-	-	-	-		
10/20	Denver	4	4	0	-	-	-	-	-	-	-	-	1	-	-	-	-	-	-	-	-	-	-	-	-	-	4	3	1	2	13.0	3	-	-	-	-	-	-		
10/26	St. Louis	-	-	-	-	Inactive	-	-	-	-	-	-	-	-	-	-	-	-	-	-	-	-	-	-	-	-	8	6	2	1	2.0	4	-	-	-	-	-	-		
11/02 at	Indianapolis	-	-	-	-	Inactive	-	-	-	-	-	-	-	-	-	-	-	-	-	-	-	-	-	-	-	-	3	1	2	-	-	-	-	-	-	-	-	-		
11/09	Buffalo	-	-	-	-	Inactive	-	-	-	-	-	-	-	-	-	-	-	-	-	-	-	-	-	-	-	-	4	1	3	1	6	1	-	-	-	-	-	-		
11/13	New York Jets	-	-	-	-	Inactive	-	-	-	-	-	-	-	-	-	-	-	-	-	-	-	-	-	-	-	-	7	4	3	1	9.0	1	-	-	-	-	-	-		
11/23 at	Miami	2	2	0	-	-	-	-	-	-	-	-	1	-	-	-	-	-	-	-	-	-	-	-	-	-	6	5	1	1	4.0	2	-	-	-	-	-	-		
11/30	Pittsburgh	5	4	1	-	-	-	-	-	-	-	-	-	-	-	-	-	-	Signed 12/05/08	-	-	-	-	-	-	-	4	1	3	0.5	3.5	3	-	-	-	-	-	-		
12/07 at	Seattle	4	3	1	-	-	-	1	-	-	-	-	-	5	2	3	-	-	-	-	-	-	-	-	-	-	5	3	2	-	-	-	-	-	-	-	1	-		
12/14 at	Oakland	4	4	0	-	-	-	-	-	1	-	-	-	-	6	6	0	-	-	-	-	-	-	-	-	-	-	2	0	2	-	-	-	-	-	-	-	-	-	
12/21	Arizona	1	1	0	-	-	-	-	-	-	-	-	-	-	8	5	3	-	-	-	-	-	-	-	-	-	3	1	2	0.5	3.5	1	-	-	-	-	-	-		
12/28 at	Buffalo	-	-	-	-	-	-	-	-	-	-	-	-	-	-	-	-	-	-	-	-	-	-	-	-	-	-	-	-	-	-	-	-	-	-	-	-	-		
Regular Season Totals		25	21	4	0.0	0.0	1	0	1	0	1	0	2	-	19	13	6	0.0	0.0	0	0	0	0	0	0	0	63	34	29	8.0	50.0	17	0	0	0	1	0	1	0	
Career Totals		197	158	39	1.0	5.0	NA	5	91	31	2	3	53	-	1889	1448	441	56.5	353.5	NA	18	238	98	12	17	1	-	460	256	204	39.0	262.5	NA	2	6	29	3	6	0	
Date	Opponent	Le Kevin Smith													Antwain Spann													Adaluis Thomas												
		TT	UT	A	S	Yds	QH	Int	Yds	PD	FF	FR	SpT	TT	UT	A	S	Yds	QH	Int	Yds	PD	FF	FR	SpT	TT	UT	A	S	Yds	QH	Int	Yds	PD	FF	FR	SpT			
09/07	Kansas City	-	-	-	-	Inactive	-	-	-	-	-	-	-	-	-	-	-	-	-	-	-	-	-	-	-	-	5	4	1	1.0	10.0	1	-	-	-	-	-	-		
09/14 at	New York Jets	-	-	-	-	-	-	-	-	-	-	-	-	-	-	-	-	-	-	-	-	-	-	-	-	-	3	3	0	1	20.0	1	-	-	-	-	-	-		
09/21	Miami	1	1	-	-	-	-	-	-	-	-	-	-	-	-	-	-	-	-	-	-	-	-	-	-	-	4	2	2	-	-	-	-	-	1	-	-	-		
10/05 at	San Francisco	-	-	-	-	-	-	-	-	-	-	-	-	-	-	-	-	-	-	-	-	-	-	-	-	-	6	4	2	1	8.0	1	-	-	-	1	-	-		
10/12 at	San Diego	1	0	1	-	-	-	-	-	-	-	-	-	-	-	-	-	-	-	-	-	-	-	-	-	-	2	2	0	-	-	-	-	-	-	-	1	-		
10/20	Denver	3	1	2	-	-	-	-	-	-	-	-	1	-	-	-	-	-	Signed 10/22/08	-	-	-	-	-	-	-	3	2	1	0.0	0.0	1	-	-	-	-	-	-		
10/26	St. Louis	2	1	1	-	-	-	-	-	-	-	-	-	1	1	0	-	-	-	-	-	-	-	-	-	-	8	4	4	2	26.0	2	-	-	-	-	-	-		
11/02 at	Indianapolis	-	-	-	-	-	-	-	-	-	-	-	-	-	-	-	-	-	-	-	-	-	-	-	-	-	3	3	0	-	-	-	-	-	2	-	-	-		
11/09	Buffalo	-	-	-	-	-	-	-	-	-	-	-	-	-	-	-	-	-	-	-	-	-	-	-	-	-	1	0	1	-	-	-	-	-	-	-	-	-		
11/13	New York Jets	1	1	0	-	-	-	-	-	-	-	-	-	-	-	-	-	-	-	-	-	-	-	-	-	-	-	-	-	-	-	-	-	-	-	-	-	-		
11/23 at	Miami	-	-	-	-	-	-	-	-	-	-	-	-	-	-	-	-	-	-	-	-	-	-	-	-	-	-	-	-	-	-	-	-	-	-	-	-	-		
11/30	Pittsburgh	2	1	1	-	-	-	-	-	-	-	-	-	-	-	-	-	-	-	-	-	-	-	-	-	-	-	-	-	-	-	-	-	-	-	-	-	-		
12/07 at	Seattle	5	3	2	-	-	-	-	-	-	-	-	-	1	-	-	-	-	-	-	-	-	-	-	-	-	-	-	-	-	-	-	-	-	-	-	-	-		
12/14 at	Oakland	2	1	1	-	-	-	-	-	-	-	-	-	-	-	-	-	-	-	-	-	-	-	-	-	-	-	-	-	-	-	-	-	-	-	-	-	-		
12/21	Arizona	2	1	1	-	-	-	-	-	-	-	-	-	-	-	-	-	-	-	-	-	-	-	-	-	-	-	-	-	-	-	-	-	-	-	-	-	-		
12/28 at	Buffalo	-	-	-	-	-	-	-	-	-	-	-	-	-	-	-	-	-	-	-	-	-	-	-	-	-	-	-	-	-	-	-	-	-	-	-	-	-		
Regular Season Totals		19	10	9	0.0	0.0	0	0	0	0	0	1	0	-	1	1	0	0.0	0.0	0	0	0	0	0	0	4	35	24	11	5.0	64.0	7	0	0	0	4	0	0	1	
Career Totals		23	12	11	0.0	0.0	NA	0	0	0	0	1	4	-	2	2	0	0.0	0.0	0	0	0	0	0	0	4	-	553	371	182	50.0	350.0	NA	7	185	62	17	6	79	
Date	Opponent	Ray Ventrone													Mike Vrabel													Ty Warren												
		TT	UT	A	S	Yds	QH	Int	Yds	PD	FF	FR	SpT	TT	UT	A	S	Yds	QH	Int	Yds	PD	FF	FR	SpT	TT	UT	A	S	Yds	QH	Int	Yds	PD	FF	FR	SpT			
09/07	Kansas City	-	-	-	-	-	-	-	-	-	-	-	-	-	-	-	-	4	3	1	2	8.0	3	-	-	1	-	8	4	4	-	-	-	-	-	-	-	-		
09/14 at	New York Jets	-	-	-	-	-	-	-	-	-	-	-	-	-	-	-	-	1	0	1	-	-	-	-	-	-	-	4	3	1	-	-	-	-	-	-	-	-		
09/21	Miami	-	-	-	-	-	-	-	-	-	-	-	-	-	-	-	-	3	2	1	-	-	-	-	-	-	-	5	2	3	-	-	-	-	-	-	-	-		
10/05 at	San Francisco	-	-	-	-	-	-	-	-	-	-	-	-	-	-	-	-	1	0	1	-	-	-	-	-	-	-	4	3	1	-	-	-	-	-	-	-	-		
10/12 at	San Diego	-	-	-	-	-	-	-	-	-	-	-	-	-	-	-	-	1	1	0	-	-	-	-	-	-	-	5	4	1	-	-	-	-	-	-	1	-		
10/20	Denver	-	-	-	-	-	-	-	-	-	-	-	-	-	-	-	-	3	1	2	-	-	-	-	-	-	-	7	5	2	-	-	-	-	-	1	-	-		
10/26	St. Louis	-	-	-	-	-	-	-	-	-	-	-	-	-	-	-	-	7	2	5	-	-	-	-	-	-	-	8	5	3	1	5.0	1	-	-	-	-	-		
11/02 at	Indianapolis	-	-	-	-	-	-	-	-	-	-	-	-	-	-	-	-	5	2	3	-	-	1	-	-	-	-	6	3	3	-	-	-	-	-	-	-	-		
11/09	Buffalo	-	-	-	-	-	-	-	-	-	-	-	-	-	-	-	-	5	2	3	-	-	-	-	-	-	-	8	4	4	1	6.0	1	-	-	-	-	-		
11/13	New York Jets																																							

NEW ENGLAND PATRIOTS 2008 STATS PACK

GAME-BY-GAME INDIVIDUAL SPECIAL TEAMS STATS

KICKING		Stephen Gostkowski							
Date	Opponent	XP	XPA	2008 Kicking Totals				%	PTS
				%	FG	FGA	Blk		
09/07	Kansas City	2	2	100%	1	1	0	100%	5
09/14 at	New York Jets	1	1	100%	4	4	0	100%	13
09/21	Miami	1	1	100%	2	2	0	100%	7
10/05 at	San Francisco	3	3	100%	3	3	0	100%	12
10/12 at	San Diego	1	1	100%	1	2	0	50%	4
10/20	Denver	5	5	100%	2	2	0	100%	11
10/26	St. Louis	2	2	100%	3	3	0	100%	11
11/02 at	Indianapolis	0	0	0%	3	3	0	100%	9
11/09	Buffalo	2	2	100%	2	3	0	67%	8
11/13	New York Jets	2	2	100%	3	3	0	100%	11
11/23 at	Miami	6	6	100%	2	2	0	100%	12
11/30	Pittsburgh	1	1	100%	1	2	0	50%	4
12/07 at	Seattle	1	1	100%	3	3	0	100%	10
12/14 at	Oakland	7	7	100%	0	0	0	0%	7
12/21	Arizona	5	5	100%	4	4	0	100%	17
12/28 at	Buffalo								
Regular Season Totals		39	39	100%	34	37	0	91.9%	141
Career Totals		156	157	99%	75	87	1	86.2%	381

PUNTING		Chris Hanson							
Date	Opponent	No.	Yds	2008 Punting Totals					
				Avg	Net	TB	In 20	Lg	B
09/07	Kansas City	4	202	50.5	38.8	2	1	70	0
09/14 at	New York Jets	3	150	50.0	36.7	2	0	59	0
09/21	Miami	3	121	40.3	37.0	0	1	48	0
10/05 at	San Francisco	4	142	35.5	27.3	1	1	50	0
10/12 at	San Diego	5	212	42.4	32.4	0	2	53	0
10/20	Denver	3	117	39.0	36.3	0	3	55	0
10/26	St. Louis	3	149	49.7	29.7	3	0	57	0
11/02 at	Indianapolis	1	64	64.0	62.0	0	1	64	0
11/09	Buffalo	2	83	41.5	41.5	0	2	46	0
11/13	New York Jets	4	176	44.0	44.0	0	2	51	0
11/23 at	Miami	1	49	49.0	49.0	0	0	49	0
11/30	Pittsburgh	4	173	43.3	31.0	1	2	55	0
12/07 at	Seattle	3	121	40.3	40.3	0	1	53	0
12/14 at	Oakland	3	108	36.0	33.0	0	1	43	0
12/21	Arizona	3	141	47.0	47.0	0	2	51	0
12/28 at	Buffalo								
Regular Season Totals		46	2008	43.7	37.0	9	19	70	0
Career Totals		518	22176	42.8	36.3	65	168	74	4

PUNT RETURNS		Kevin Faulk						Deltha O'Neal						Wes Welker					
Date	Opponent	No	FC	Yds	Avg	LG	TD	No	FC	Yds	Avg	LG	TD	No	FC	Yds	Avg	LG	TD
09/07	Kansas City	NFL Suspension						2	1	2	1.0	2	0	-	-	-	-	-	-
09/14 at	New York Jets	3	0	53	17.7	24	0	-	-	-	-	-	-	-	-	-	-	-	-
09/21	Miami	2	2	34	17.0	19	0	-	-	-	-	-	-	-	-	-	-	-	-
10/05 at	San Francisco	2	1	19	9.5	13	0	-	-	-	-	-	-	-	-	-	-	-	-
10/12 at	San Diego	0	1	0	0.0	0	0	-	-	-	-	-	-	-	-	-	-	-	-
10/20	Denver	0	1	0	0.0	0	0	-	-	-	-	-	-	3	0	63	21.0	44	0
10/26	St. Louis	-	-	-	-	-	-	-	-	-	-	-	-	3	1	30	10.0	13	0
11/02 at	Indianapolis	-	-	-	-	-	-	-	-	-	-	-	-	2	0	24	12.0	15	0
11/09	Buffalo	0	3	0	0.0	0	0	-	-	-	-	-	-	1	0	10	10.0	10	0
11/13	New York Jets	0	1	0	0.0	0	0	-	-	-	-	-	-	3	1	14	4.7	10	0
11/23 at	Miami	-	-	-	-	-	-	-	-	-	-	-	-	2	1	20	10.0	12	0
11/30	Pittsburgh	-	-	-	-	-	-	-	-	-	-	-	-	2	1	0	0.0	1	0
12/07 at	Seattle	-	-	-	-	-	-	-	-	-	-	-	-	3	1	20	6.7	10	0
12/14 at	Oakland	3	0	26	8.7	14	0	-	-	-	-	-	-	-	-	-	-	-	-
12/21	Arizona	-	-	-	-	-	-	-	-	-	-	-	-	5	1	56	11.2	28	0
12/28 at	Buffalo																		
Regular Season Totals		10	9	132	13.2	24	0	2	1	2	1.0	2	0	24	6	237	9.9	44	0
Career Totals		94	51	901	9.6	43	0	138	46	1370	9.9	86	2	176	77	1718	9.8	71	0

KICKOFF RETURNS		Kevin Faulk					Ellis Hobbs					Sammy Morris					Stephen Neal					Matthew Slater					Wes Welker					
Date	Opponent	No	Yds	Avg	LG	TD	No	Yds	Avg	LG	TD	No	Yds	Avg	LG	TD	No	Yds	Avg	LG	TD	No	Yds	Avg	LG	TD	No	Yds	Avg	LG	TD	
09/07	Kansas City	NFL Suspension					2	70	35.0	51	0	-	-	-	-	-	-	-	-	-	-	-	1	0	0.0	0	0	-	-	-	-	-
09/14 at	New York Jets	-	-	-	-	-	2	53	26.5	32	0	-	-	-	-	-	-	-	-	-	-	-	-	-	-	-	-	-	-	-	-	
09/21	Miami	1	11	11.0	11	0	6	237	39.5	81	0	-	-	-	-	-	-	-	-	-	-	-	-	-	-	-	-	-	-	-	-	
10/05 at	San Francisco	-	-	-	-	-	3	84	28.0	35	0	-	-	-	-	-	-	-	-	-	-	1	18	18.0	18	0	-	-	-	-	-	
10/12 at	San Diego	-	-	-	-	-	4	79	19.8	21	0	-	-	-	-	-	-	-	-	-	-	3	71	23.7	31	0	-	-	-	-	-	
10/20	Denver	-	-	-	-	-	1	18	18.0	18	0	-	-	-	-	-	-	-	-	-	-	1	28	28.0	28	0	-	-	-	-	-	
10/26	St. Louis	-	-	-	-	-	3	95	31.7	49	0	-	-	-	-	-	-	-	-	-	-	Inactive	-	-	-	-	1	26	26.0	26	0	
11/02 at	Indianapolis	-	-	-	-	-	4	96	24.0	34	0	-	-	-	-	-	-	-	-	-	-	Inactive	-	-	-	-	-	-	-	-	-	
11/09	Buffalo	-	-	-	-	-	1	13	13.0	13	0	-	-	-	-	-	-	-	-	-	-	-	-	-	-	-	-	-	-	-	-	
11/13	New York Jets	-	-	-	-	-	5	135	27.0	31	0	-	-	-	-	-	-	-	-	-	-	1	0	0.0	0	0	-	-	-	-	-	
11/23 at	Miami	-	-	-	-	-	3	72	24.0	30	0	-	-	-	-	-	-	-	-	-	-	2	24	12.0	13	0	-	-	-	-	-	
11/30	Pittsburgh	1	25	25.0	25	0	4	91	22.8	40	0	-	-	-	-	-	1	27	27.0	27	0	2	14	7.0	14	0	-	-	-	-	-	
12/07 at	Seattle	-	-	-	-	-	3	97	32.3	55	0	-	-	-	-	-	-	-	-	-	-	-	-	-	-	-	-	-	-	-	-	
12/14 at	Oakland	-	-	-	-	-	3	126	42.0	95	1	1	24	24.0	24	0	-	-	-	-	-	-	-	-	-	-	-	-	-	-	-	
12/21	Arizona	-	-	-	-	-	1	15	15.0	15	0	1	13	13.0	12	0	-	-	-	-	-	-	-	-	-	-	-	-	-	-	-	
12/28 at	Buffalo	-	-	-	-	-	-	-	-	-	-	-	-	-	-	-	-	-	-	-	-	-	-	-	-	-	-	-	-	-	-	
Regular Season Totals		2	36	18.0	25	0	45	1281	28.5	95	1	2	37	18.5	24	0	1	27	27.0	27	0	11	155	14.1	31	0	1	26	26.0	26	0	
Career Totals		175	3954	22.6	95	2	105	2913	27.7	108	3	11	227	20.6	52	0	1	27	27.0	27	0	11	155	14.1	31	0	178	4060	22.8	95	1	

NEW ENGLAND PATRIOTS 2008 STATS PACK
GAME-BY-GAME OPPONENT STATS

		Opponent Passing Leaders											
Date	Opponent	Leader	Att	Cmp	Yds	Pct	TD	Lg	Int	S	Yds	Rating	
09/07	Kansas City	Damon Huard	12	8	118	.666	1	68	1	3	14	91.7	
09/14 at	New York Jets	Brett Favre	26	18	181	.692	1	54	1	2	29	85.6	
09/21	Miami	Chad Pennington	20	17	226	.850	0	33	0	0	0	113.8	
10/05 at	San Francisco	J.T. O'Sullivan	29	14	130	.483	3	38	3	1	8	55.9	
10/12 at	San Diego	Philip Rivers	27	18	306	.667	3	59	0	0	0	141.9	
10/20	Denver	Jay Cutler	26	17	168	.654	1	20	2	2	13	64.3	
10/26	St. Louis	Marc Bulger	34	18	304	.529	1	69t	1	4	33	80.6	
11/02 at	Indianapolis	Peyton Manning	29	21	254	.724	2	26	0	0	0	121.9	
11/09	Buffalo	Trent Edwards	23	13	120	.565	1	15	2	2	12	49.2	
11/13	New York Jets	Brett Favre	33	26	258	.788	2	20	0	3	23	119.4	
11/23 at	Miami	Chad Pennington	41	24	341	.585	3	46	1	2	11	99.7	
11/30	Pittsburgh	Ben Roethlisberger	33	17	179	.515	2	21	1	1	7	75.2	
12/07 at	Seattle	Seneca Wallace	28	20	212	.714	3	63	0	1	7	128.9	
12/14 at	Oakland	JaMarcus Russell	32	17	242	.531	2	56t	1	2	24	85.7	
12/21	Arizona	Matt Leinhardt	14	6	138	.429	1	78t	1	2	19	72.9	
12/28 at	Buffalo												
		Opponent Receiving Leaders											
Date	Opponent	By Receptions	No	Yds	Avg	Lg	TD	By Rec. Yards	No	Yds	Avg	Lg	TD
09/07	Kansas City	Tony Gonzalez	6	55	9.2	20	0	Devard Darling	1	68	68.0	68	0
09/14 at	New York Jets	Chansi Stuckey	4	43	10.8	28	0	Laveranues Coles	3	72	24.0	54	0
		Leon Washington	4	22	5.5	13	0						
09/21	Miami	Ted Ginn Jr.	5	49	9.8	18	0	Anthony Fasano	3	66	22.0	24	1
10/05 at	San Francisco	Frank Gore	4	24	6.0	16t	1	Isaac Bruce	3	49	16.3	38	2
10/12 at	San Diego	Vincent Jackson	5	134	26.8	59	1	Vincent Jackson	5	134	26.8	59	1
10/20	Denver	Eddie Royal	9	71	7.9	13	0	Brandon Marshall	6	77	12.8	20	0
10/26	St. Louis	Donnie Avery	6	163	27.2	69	1	Donnie Avery	6	163	27.2	69	1
11/02 at	Indianapolis	Reggie Wayne	5	65	13.0	17	0	Reggie Wayne	5	65	13.0	17	0
11/09	Buffalo	Roscoe Parrish	4	31	7.8	14	0	Roscoe Parrish	4	31	7.8	14	0
11/13	New York Jets	Dustin Keller	8	87	10.9	20	0	Dustin Keller	8	87	10.9	20	0
								Jerricho Cotchery	5	87	17.4	46	1
11/23 at	Miami	Greg Camarillo	6	75	12.5	20	1	Ted Ginn Jr.	5	88	17.6	46	0
11/30	Pittsburgh	Hines Ward	5	37	7.4	11	1	Heath Miller	4	60	15.0	21	1
12/07 at	Seattle	John Carlson	8	69	8.6	25	1	Deion Branch	4	88	22.0	63	2
12/14 at	Oakland	Zach Miller	5	60	12.0	23	0	Darren McFadden	3	68	22.7	27	0
12/21	Arizona	Larry Fitzgerald	3	101	33.7	78	1	Larry Fitzgerald	3	101	33.7	78	1
12/28 at	Buffalo												
		Rushing											
Date	Opponent	By Yards	No	Yds	Avg	Lg	TD						
09/07	Kansas City	Larry Johnson	22	74	3.4	22	0						
09/14 at	New York Jets	Thomas Jones	17	70	4.1	16	0						
09/21	Miami	Ronnie Brown	17	113	6.6	62t	4						
10/05 at	San Francisco	Frank Gore	12	54	4.5	16	0						
10/12 at	San Diego	LaDainian Tomlinson	20	74	3.7	27	0						
10/20	Denver	Michael Pittman	20	88	4.4	13	0						
10/26	St. Louis	Antonio Pittman	19	83	4.4	18	0						
11/02 at	Indianapolis	Joseph Addai	17	32	1.9	5	0						
11/09	Buffalo	Marshawn Lynch	14	46	3.3	8	0						
11/13	New York Jets	Thomas Jones	30	104	3.5	13	1						
11/23 at	Miami	Ronnie Brown	10	37	3.7	9	0						
11/30	Pittsburgh	Willie Parker	16	87	5.4	31	0						
12/07 at	Seattle	Seneca Wallace	3	47	15.7	23	0						
12/14 at	Oakland	Justin Fargas	15	70	4.7	13	0						
12/21	Arizona	Edgerin James	4	19	4.8	12	0						
12/28 at	Buffalo												

NEW ENGLAND PATRIOTS 2008 STATS PACK
GAME-BY-GAME STARTERS

2008 OFFENSIVE STARTERS BY GAME												
Date	Opponent	WR	LT	LG	C	RG	RT	TE	WR	QB	RB	FB
09/07	Kansas City	Welker	Light	Mankins	Koppen	Yates	Kaczur	D. Thomas	Moss	Brady	Maroney	Gaffney (WR)
09/14 at	New York Jets	Welker	Light	Mankins	Koppen	Yates	Kaczur	D. Thomas	Moss	Cassel	Maroney	Evans
09/21	Miami	Welker	Light	Mankins	Koppen	Yates	Kaczur	D. Thomas	Moss	Cassel	Morris	Gaffney (WR)
10/05 at	San Francisco	Welker	Light	Mankins	Koppen	Yates	Kaczur	Watson	Moss	Cassel	Maroney	Gaffney (WR)
10/12 at	San Diego	Welker	Light	Mankins	Koppen	Yates	Kaczur	D. Thomas	Moss	Cassel	Morris	Evans
10/20	Denver	Welker	Light	Mankins	Koppen	Yates	LeVoi	D. Thomas	Moss	Cassel	Morris	Evans
10/26	St. Louis	Welker	Light	Mankins	Koppen	Yates	LeVoi	Watson	Moss	Cassel	Green-Ellis	D. Thomas (TE)
11/02 at	Indianapolis	Welker	Light	Mankins	Koppen	Neal	Kaczur	Watson	Moss	Cassel	Green-Ellis	Gaffney (WR)
11/09	Buffalo	Welker	Light	Mankins	Koppen	Neal	Kaczur	Gaffney (WR)	Moss	Cassel	Faulk	Aiken (WR)
11/13	New York Jets	Welker	Light	Mankins	Koppen	Neal	Kaczur	Watson	Moss	Cassel	Green-Ellis	D. Thomas (TE)
11/23 at	Miami	Welker	Light	Mankins	Koppen	Neal	Kaczur	Aiken (WR)	Moss	Cassel	Faulk	Gaffney (WR)
11/30	Pittsburgh	Welker	Light	Mankins	Koppen	Neal	Kaczur	Watson	Moss	Cassel	Faulk	D. Thomas (TE)
12/07 at	Seattle	Welker	Light	Mankins	Koppen	Neal	Kaczur	Watson	Moss	Cassel	Morris	Evans
12/14 at	Oakland	Welker	Light	Mankins	Koppen	Neal	Kaczur	Watson	Moss	Cassel	Morris	Gaffney (WR)
12/21	Arizona	Thomas (TE)	Light	Mankins	Koppen	Neal	Kaczur	Watson	Moss	Cassel	Morris	Hochstein
12/28 at	Buffalo											
2008 DEFENSIVE STARTERS BY GAME												
Date	Opponent	LE	NT	RE	LOLB	LILB	RILB	ROLB	LCB	RCB	SS	FS
09/07	Kansas City	Warren	Wilfork	Seymour	Vrabel	Mayo	Bruschi	A. Thomas	L. Sanders	Hobbs	Harrison	J. Sanders
09/14 at	New York Jets	Warren	Wilfork	Seymour	Vrabel	Mayo	Bruschi	A. Thomas	O'Neal	Hobbs	Harrison	J. Sanders
09/21	Miami	Warren	Wilfork	Seymour	Vrabel	Mayo	Bruschi	A. Thomas	O'Neal	Hobbs	Harrison	J. Sanders
10/05 at	San Francisco	Warren	Wilfork	Seymour	Vrabel	Mayo	Bruschi	A. Thomas	O'Neal	Hobbs	Harrison	J. Sanders
Date	Opponent	LE	LDT	RDT	RE	LB	LB	NICKEL	LCB	RCB	SS	FS
10/12 at	San Diego	Warren	Wilfork	Seymour	Green	Mayo	A. Thomas	Meriweather	O'Neal	Hobbs	Harrison	J. Sanders
Date	Opponent	LE	NT	RE	LB	LB	OLB	NICKEL	LCB	RCB	SS	FS
10/20	Denver	Warren	Wilfork	Seymour	Mayo	Bruschi	A. Thomas	L. Sanders	O'Neal	Hobbs	Harrison	J. Sanders
Date	Opponent	LE	NT	RE	LOLB	LILB	RILB	ROLB	LCB	RCB	SS	FS
10/26	St. Louis	Warren	Wilfork	Seymour	Vrabel	Bruschi	Mayo	A. Thomas	O'Neal	Hobbs	Meriweather	J. Sanders
11/02 at	Indianapolis	Warren	Wilfork	Seymour	Vrabel	Mayo	Bruschi	A. Thomas	Wheatley	Hobbs	Meriweather	J. Sanders
11/09 at	Buffalo	Warren	Wilfork	Seymour	Vrabel	Mayo	Bruschi	A. Thomas	O'Neal	Hobbs	Meriweather	J. Sanders
11/13 at	New York Jets	Wright	Wilfork	Seymour	Vrabel	Mayo	Bruschi	Woods	O'Neal	Hobbs	Meriweather	J. Sanders
11/23 at	Miami	Warren	Wilfork	Seymour	Vrabel	Mayo	Bruschi	Woods	O'Neal	Hobbs	Meriweather	J. Sanders
11/30	Pittsburgh	Wright	Wilfork	Seymour	Vrabel	Mayo	Bruschi	Woods	O'Neal	Hobbs	Meriweather	J. Sanders
12/07 at	Seattle	Green	Wilfork	Seymour	Vrabel	Mayo	Bruschi	Guyton	Wilhite	Hobbs	Meriweather	J. Sanders
12/14 at	Oakland	Warren	Wilfork	Seymour	Vrabel	Mayo	Guyton	Colvin	Wilhite	Hobbs	Meriweather	L. Sanders
12/21	Arizona	Warren	Wilfork	Seymour	Vrabel	Mayo	Seau	Colvin	Wilhite	Hobbs	Meriweather	L. Sanders
12/28 at	Buffalo											

NEW ENGLAND PATRIOTS 2008 STATS PACK

PATRIOTS PARTICIPATION

	Regular Season																							
Player	GP	GS	DNP	INA	KC	at NYJ	MIA	at SF	at SD	DEN	SL	at IND	BUF	NYJ	at MIA	PIT	at SEA	at OAK	ARZ	at BUF				
Aiken, Sam	13	2	0	2	X	X	sub	sub	sub	sub	sub	sub	WR	sub	WR	sub	sub	sub	sub					
Alexander, Eric	1	0	0	9	sub	X	X	X	X	X	X	X	X	X	Placed on IR 11/22/08									
Brady, Tom	1	1	0	0	QB	Placed on Injured Reserve 9/8/08																		
Britt, Wesley	2	0	0	13	X	X	X	X	X	sub	sub	X	X	X	X	X	X	X	X					
Bruschi, Teddy	13	12	0	2	ILB	ILB	ILB	ILB	sub	LB	LB	ILB	ILB	ILB	ILB	ILB	ILB	X	X					
Cassel, Matt	15	14	0	0	sub	QB	QB	QB	QB	QB	QB	QB	QB	QB	QB	QB	QB	QB	QB					
Colvin, Rosevelt	3	2	0	0	Signed 12/03/08																			
Connolly, Dan	0	0	0	7	X	X	X	X	X	Released 10/20/08					Signed 12/13/08					X	X			
Crable, Shawn	0	0	0	8	X	X	X	X	X	X	X	X	Placed on Injured Reserve 11/05/08											
DeVree, Tyson	2	0	0	3	Signed 11/17/08											X	X	sub	X	sub				
Eckel, Kyle	0	0	0	1	9/15		X	Released 9/22/08																
Evans, Heath	15	4	0	0	sub	FB	sub	sub	sub	FB	FB	sub	sub	sub	sub	sub	sub	FB	sub					
Faulk, Kevin	14	3	0	0	NS	sub	sub	sub	sub	sub	sub	sub	RB	sub	RB	RB	sub	sub	sub					
Gaffney, Jabar	15	7	0	0	WR	sub	WR	WR	sub	sub	sub	WR	WR	sub	WR	sub	sub	WR	sub					
Gostkowski, Stephen	15	0	0	0	sub	sub	sub	sub	sub	sub	sub	sub	sub	sub	sub	sub	sub	sub	sub					
Green, Jarvis	13	2	0	2	sub	sub	sub	sub	RE	X	X	sub	sub	sub	sub	sub	sub	LE	sub					
Green-Ellis, BenJarvus	9	3	0	2	Signed 9/11/08				sub	sub	RB	RB	sub	RB	sub	sub	sub	X	X					
Gutierrez, Matt	0	0	1	13	9/12	X	X	X	X	X	DNP	X	X	X	X	X	X	X	X					
Guyton, Gary	14	2	0	1	sub	sub	sub	sub	sub	sub	sub	sub	sub	sub	sub	sub	sub	OLB	ILB					
Hanson, Chris	15	0	0	0	sub	sub	sub	sub	sub	sub	sub	sub	sub	sub	sub	sub	sub	sub	sub					
Harrison, Rodney	6	6	0	0	SS	SS	SS	SS	SS	SS	Placed on Injured Reserve 10/22/08													
Hobbs, Ellis	15	15	0	0	RCB	RCB	RCB	RCB	RCB	RCB	RCB	RCB	RCB	RCB	RCB	RCB	RCB	RCB	RCB					
Hochstein, Russ	14	1	1	0	DNP	sub	sub	sub	sub	sub	sub	sub	sub	sub	sub	sub	sub	sub	sub					
Izzo, Larry	15	0	0	0	sub	sub	sub	sub	sub	sub	sub	sub	sub	sub	sub	sub	sub	sub	sub					
Jones, C.J.	0	0	0	1	X	Released 9/13/08																		
Jordan, LaMont	7	0	0	8	sub	sub	sub	sub	X	X	X	X	X	X	X	X	sub	sub	sub					
Kaczur, Nick	13	13	0	2	RT	RT	RT	RT	RT	X	X	RT	RT	RT	RT	RT	RT	RT	RT					
Koppen, Dan	15	15	0	0	C	C	C	C	C	C	C	C	C	C	C	C	C	C	C					
LeVoi, Mark	15	2	0	0	sub	sub	sub	sub	sub	RT	RT	sub	sub	sub	sub	sub	sub	sub	sub					
Light, Matt	15	15	0	0	LT	LT	LT	LT	LT	LT	LT	LT	LT	LT	LT	LT	LT	LT	LT					
Mankins, Logan	15	15	0	0	LG	LG	LG	LG	LG	LG	LG	LG	LG	LG	LG	LG	LG	LG	LG					
Maroney, Laurence	3	3	0	2	RB	RB	X	RB	X	Placed on Injured Reserve 10/20/08														
Mayo, Jerod	15	15	0	0	ILB	ILB	ILB	ILB	ILB	LB	LB	ILB	ILB	ILB	ILB	ILB	ILB	ILB	ILB					
Meriweather, Brandon	15	10	0	0	sub	sub	sub	sub	DB	sub	SS	SS	SS	SS	SS	SS	SS	SS	SS					
Morris, Sammy	11	6	0	3	sub	sub	RB	sub	RB	RB	X	X	X	sub	sub	sub	RB	RB	RB					
Moss, Randy	15	15	0	0	WR	WR	WR	WR	WR	WR	WR	WR	WR	WR	WR	WR	WR	WR	WR					
Neal, Stephen	10	8	0	0	Activated 10/20/08					sub	sub	RG	RG	RG	RG	RG	RG	RG	RG					
O'Connell, Kevin	2	0	12	1	X	DNP	sub	DNP	DNP	DNP	DNP	DNP	DNP	DNP	DNP	DNP	DNP	DNP	DNP					
O'Neal, Deltha	15	10	0	0	sub	LCB	LCB	LCB	LCB	LCB	LCB	sub	LCB	LCB	LCB	LCB	LCB	sub	sub					
Paxton, Lonie	sub	0	0	0	sub	sub	sub	sub	sub	sub	sub	sub	sub	sub	sub	sub	sub	sub	sub					
Price, Maurice	0	0	0	1	Signed 9/24			X	Released 10/11/08															
Redd, Vince	4	0	0	1	Signed 11/23/08										sub	sub	X	sub	sub					
Richardson, Mike	9	0	0	1	Signed 10/20/08					sub	sub	sub	sub	sub	sub	sub	sub	sub	sub					
Sanders, James	13	13	0	2	FS	FS	FS	FS	FS	FS	FS	FS	FS	FS	FS	FS	FS	FS	X					
Sanders, Lewis	10	4	0	5	LCB	sub	sub	X	sub	DB	X	X	X	X	sub	sub	sub	FS	FS					
Seau, Junior	3	1	0	0	Signed 12/05/08													sub	sub					
Seymour, Richard	15	15	0	0	RE	RE	RE	RE	RE	RE	RE	RE	RE	RE	RE	RE	RE	RE	RE					
Slater, Matthew	13	0	0	2	sub	sub	sub	sub	sub	sub	X	X	sub	sub	sub	sub	sub	sub	sub					
Smith, Le Kevin	14	0	0	1	X	sub	sub	sub	sub	sub	sub	sub	sub	sub	sub	sub	sub	sub	sub					
Spach, Stephen	2	0	0	0	sub	sub	Released 9/15/08																	
Spann, Antwain	9	0	0	0	Signed 10/22/08							sub	sub	sub	sub	sub	sub	sub	sub					
Thomas, Adalius	9	9	0	3	OLB	OLB	OLB	OLB	OLB	OLB	OLB	OLB	OLB	X	X	X	Put on IR 12/05/08							
Thomas, David	14	9	0	1	TE	TE	TE	sub	TE	TE	TE	sub	sub	TE	sub	TE	X	sub	TE					
Ventrone, Ray	15	0	0	0	sub	sub	sub	sub	sub	sub	sub	sub	sub	sub	sub	sub	sub	sub	sub					
Vrabel, Mike	15	13	0	0	OLB	OLB	OLB	OLB	sub	sub	OLB	OLB	OLB	OLB	OLB	OLB	OLB	OLB	OLB					
Warren, Ty	12	12	0	3	LE	LE	LE	LE	LE	LE	LE	LE	LE	X	LE	X	X	LE	LE					
Washington, Kelley	9	0	0	6	sub	sub	X	X	X	X	sub	sub	sub	sub	sub	X	X	sub	sub					
Watson, Benjamin	13	8	0	2	X	X	sub	TE	sub	sub	TE	TE	sub	sub	sub	TE	TE	TE	TE					
Webster, Jason	3	0	0	1	Signed 11/05/08									sub	sub	X	sub	Put on IR 11/17/08						
Welker, Wes	15	14	0	0	WR	WR	WR	WR	WR	WR	WR	WR	WR	WR	WR	WR	WR	WR	WR					
Wheatley, Terrence	6	1	0	4	sub	X	sub	sub	sub	X	sub	LCB	X	X	Placed on IR 11/17/08									
Wilfork, Vince	15	15	0	0	NT	NT	NT	NT	LDT	NT	NT	NT	NT	NT	NT	NT	NT	NT	NT					
Wilhite, Jonathan	15	3	0	0	sub	sub	sub	sub	sub	sub	sub	sub	sub	sub	sub	sub	LCB	LCB	LCB					
Woods, Pierre	12	3	0	1	sub	sub	sub	sub	sub	sub	sub	sub	sub	OLB	OLB	OLB	X	On IR 12/13/08						
Wright, Mike	15	2	0	0	sub	sub	sub	sub	sub	sub	sub	sub	sub	LE	sub	LE	sub	sub	sub					
Yates, Billy	7	7	2	6	RG	RG	RG	RG	RG	RG	RG	DNP	X	DNP	X	X	X	X	X					
Totals	643	330	16	120																				

X - inactive / CAPS - starters / sub - played / DNP - did not play/ NS - NFL Suspension

NEW ENGLAND PATRIOTS 2008 STATS PACK

LONGEST PLAYS - REGULAR SEASON

bold indicates touchdown on the play

PATRIOTS COMPLETIONS OVER 20 YARDS					
YDS	RECEIVER	PASSER	QTR	DATE	OPPONENT
76	Randy Moss	Cassel	3	12/21/2008	Arizona
66	Randy Moss	Cassel	1	10/5/2008	San Francisco
64	Wes Welker	Cassel	4	11/23/2008	Miami
51	Randy Moss	Cassel	2	9/7/2008	Kansas City
43	Sam Aiken	Cassel	2	11/13/2008	New York Jets
42	Sammy Morris	Cassel	1	12/22/2008	Arizona
37	Jabar Gaffney	Cassel	2	12/22/2008	Arizona
33	Randy Moss	Cassel	4	12/7/2008	Seattle
30	Randy Moss	Cassel	2	10/26/2008	St. Louis
30	Wes Welker	Cassel	2	12/14/2008	Oakland
29	Ben Watson	Cassel	1	10/20/2008	Denver
29	Wes Welker	Cassel	3	11/13/2008	New York Jets
29	Randy Moss	Cassel	4	11/23/2008	Miami
28	Randy Moss	Brady	1	9/7/2008	Kansas City
28	Sammy Morris	Cassel	3	10/12/2008	San Diego
28	Jabar Gaffney	Cassel	3	12/7/2008	Seattle
27	Wes Welker	Cassel	3	10/20/2008	Denver
27	Wes Welker	Cassel	2	11/9/2008	Buffalo
27	Randy Moss	Cassel	3	10/20/2008	Denver
27	Randy Moss	Cassel	1	11/30/2008	Pittsburgh
26	Wes Welker	Cassel	1	9/14/2008	New York Jets
25	Randy Moss	Cassel	2	11/23/2008	Miami
25	Wes Welker	Cassel	4	12/7/2008	Seattle
23	Randy Moss	Cassel	2	10/26/2008	St. Louis
23	Jabar Gaffney	Cassel	4	11/23/2008	Miami
22	Kevin Faulk	Cassel	3	9/14/2008	New York Jets
22	Randy Moss	Cassel	1	11/23/2008	Miami
21	Wes Welker	Cassel	1	11/9/2008	Buffalo
21	Jabar Gaffney	Cassel	2	11/23/2008	Miami
20	Wes Welker	Cassel	3	10/5/2008	San Francisco
20	Wes Welker	Cassel	3	10/26/2008	St. Louis
20	Randy Moss	Cassel	4	11/2/2008	Indianapolis
20	BenJarvus Green-Ellis	Cassel	4	11/30/2008	Pittsburgh
20	Wes Welker	Cassel	1	12/7/2008	Seattle
20	Randy Moss	Cassel	1	12/14/2008	Oakland
20	Wes Welker	Cassel	2	12/21/2008	Arizona

OPPONENT COMPLETIONS OVER 20 YARDS						
#	YDS	RECEIVER	PASSER	QTR	DATE	OPPONENT
1	78	Larry Fitzgerald	Leinart	4	12/22/2008	Arizona
2	69	Donnie Avery	Bulger	2	10/26/2008	St. Louis
3	68	Devard Darling	Huard	4	9/7/2008	Kansas City
4	63	Deion Branch	Wallace	3	12/7/2008	Seattle
5	59	Vincent Jackson	Rivers	3	10/12/2008	San Diego
6	56	Justin Higgins	Russell	1	12/14/2008	Oakland
7	54	Laveranues Coles	Favre	2	9/14/2008	New York Jets
8	49	Malcom Floyd	Rivers	1	10/12/2008	San Diego
9	48	Vincent Jackson	Rivers	1	10/12/2008	San Diego
10	46	Jerricho Cotchery	Favre	2	11/13/2008	New York Jets
11	46	Ted Ginn Jr.	Pennington	3	11/23/2008	Miami
12	44	Donnie Avery	Bulger	3	10/26/2008	St. Louis
13	38	Isaac Bruce	O'Sullivan	1	10/5/2008	San Francisco
14	36	Davone Bess	Pennington	4	11/23/2008	Miami
15	35	Donnie Avery	Bulger	1	10/26/2008	St. Louis
16	33	Greg Carmarillo	Pennington	2	9/21/2008	Miami
17	29	David Martin	Pennington	1	11/23/2008	Miami
18	28	Chansi Stuckey	Favre	3	9/14/2008	New York Jets
19	28	LaDainian Tomlinson	Rivers	4	10/12/2008	San Diego
20	28	Jerheme Urban	Leinart	4	12/22/2008	Arizona
21	27	Keenan Burton	Bulger	2	10/26/2008	St. Louis
22	27	Darren McFadden	Russell	3	12/14/2008	Oakland
23	26	Marvin Harrison	Manning	2	11/2/2008	Indianapolis
24	25	John Carlsson	Wallace	2	12/7/2008	Seattle
25	24	Anthony Gonzalez	Manning	4	11/2/2008	Indianapolis
26	24	Anthony Fasano	Pennington	1	9/21/2008	Miami
27	24	Darren McFadden	Russell	3	12/14/2008	Oakland
28	23	Anthony Fasano	Pennington	1	9/21/2008	Miami
29	23	Zach Miller	Russell	2	12/14/2008	Oakland
30	22	Antonio Gates	Rivers	3	10/12/2008	San Diego
31	21	David Martin	Pennington	2	9/21/2008	Miami
32	21	Heath Miller	Roethlisberger	1	11/30/2008	Pittsburgh
33	20	Tony Gonzalez	Croyle	2	9/7/2008	Kansas City
34	20	Jerricho Cotchery	Favre	1	9/14/2008	New York Jets
35	20	Brandon Marshall	Cutler	3	10/20/2008	Denver
36	20	Dallas Clark	Manning	4	11/2/2008	Indianapolis
37	20	Dustin Keller	Favre	1	11/13/2008	New York Jets
38	20	Greg Carmarillo	Pennington	2	11/23/2008	Miami

INTERCEPTION RETURNS OVER 20 YARDS				
YDS	RETURNER	PASSER	QTR	DATE OPPONENT
47	Deltha O'Neal	Bulger	4	10/26/2008 St. Louis

OPPONENT INTERCEPTION RETURNS OVER 20 YARDS						
#	YDS	RETURNER	PASSER	QTR	DATE	OPPONENT
1	89	Lawrence Timmons	Cassel	4	11/3/2008	Pittsburgh
2	23	Troy Polamalu	Cassel	4	11/3/2008	Pittsburgh

FUMBLE RETURNS OVER 20 YARDS				
YDS	RETURNER	FROM	QTR	DATE OPPONENT

OPPONENT FUMBLE RETURNS OVER 20 YARDS					
#	YDS	RETURNER	FROM	QTR	DATE OPPONENT

BLOCKED KICK/PUNT RETURN OVER 20 YARDS				
YDS	RETURNER	FROM	QTR	DATE OPPONENT

BLOCKED KICK/PUNT RETURN OVER 20 YARDS					
#	YDS	RETURNER	FROM	QTR	DATE OPPONENT

NEW ENGLAND PATRIOTS 2008 STATS PACK
LONGEST PLAYS - REGULAR SEASON (CONT.)
bold indicates touchdown on the play

PATRIOTS RUSHES OVER 10 YARDS					OPPONENTS RUSHES OVER 10 YARDS					
YDS	RUSHER	QTR	DATE	OPPONENT	#	YDS	RUSHER	QTR	DATE	OPPONENT
49	LaMont Jordan	4	12/14/2008	Oakland	1	62	Ronnie Brown	4	9/21/2008	Miami
41	Kevin Faulk	2	11/30/2008	Pittsburgh	2	31	Willie Parker	4	11/30/2008	Pittsburgh
35	Sammy Morris	3	12/14/2008	Oakland	3	28	Ricky Williams	2	9/21/2008	Miami
34	Sammy Morris	2	10/20/2008	Denver	4	28	Leonard Weaver	3	12/7/2008	Seattle
29	Sammy Morris	2	10/20/2008	Denver	5	27	LaDainian Tomlinson	3	10/12/2008	San Diego
29	Sammy Morris	1	12/14/2008	Oakland	6	23	Seneca Wallace	4	12/8/2008	Seattle
23	Kevin Faulk	2	12/14/2008	Oakland	7	22	Ricky Williams	4	9/21/2008	Miami
22	Sammy Morris	2	9/7/2008	Kansas City	8	22	Larry Johnson	3	9/7/2008	Kansas City
21	Kevin Faulk	3	11/23/2008	Miami	9	20	Mewelde Moore	3	11/30/2008	Pittsburgh
20	Sammy Morris	2	10/20/2008	Denver	10	18	Antonio Pittman	2	10/26/2008	St. Louis
20	Kevin Faulk	3	11/13/2008	New York Jets	11	17	Antonio Pittman	4	10/26/2008	St. Louis
19	Wes Welker	1	9/21/2008	Miami	12	17	Brad Smith	1	11/13/2008	New York Jets
19	Matt Cassel	2	11/13/2008	New York Jets	13	17	Leon Washington	2	9/14/2008	New York Jets
17	Laurence Maroney	3	9/7/2008	Kansas City	14	16	Thomas Jones	1	9/14/2008	New York Jets
17	Sammy Morris	1	9/21/2008	Miami	15	16	Thomas Jones	4	9/14/2008	New York Jets
17	Matt Cassel	4	11/13/2008	New York Jets	16	16	Frank Gore	1	10/5/2008	San Francisco
16	Kevin Faulk	4	10/20/2008	Denver	17	15	Ronnie Brown	2	9/21/2008	Miami
16	Kevin Faulk	4	10/20/2008	Denver	18	15	Leonard Weaver	1	12/7/2008	Seattle
16	LaMont Jordan	4	12/22/2008	Arizona	19	14	Maurice Morris	1	12/7/2008	Seattle
16	Matt Cassel	2	12/22/2008	Arizona	20	13	Thomas Jones	1	11/13/2008	New York Jets
15	Kevin Faulk	4	10/20/2008	Denver	21	13	Ricky Williams	2	11/23/2008	Miami
15	BenJarvus Green-Ellis	3	10/20/2008	Denver	22	13	Willie Parker	1	11/30/2008	Pittsburgh
15	Kevin Faulk	3	11/2/2008	Indianapolis	23	13	Mewelde Moore	3	11/30/2008	Pittsburgh
15	Sammy Morris	1	12/14/2008	Oakland	24	13	Justin Fargas	3	12/14/2008	Oakland
14	Sammy Morris	1	10/5/2008	San Francisco	25	13	Seneca Wallace	1	12/7/2008	Seattle
14	Sammy Morris	1	10/20/2008	Denver	26	12	Antonio Pittman	2	10/26/2008	St. Louis
14	Sammy Morris	1	12/14/2008	Oakland	27	12	Darren McFadden	3	12/14/2008	Oakland
14	Kevin Faulk	4	10/26/2008	St. Louis	28	12	Edgerrin James	2	12/22/2008	Arizona
13	Matt Cassel	1	11/9/2008	Buffalo	29	11	Jamaal Charles	1	9/7/2008	Kansas City
13	BenJarvus Green-Ellis	4	11/9/2008	Buffalo	30	11	Leon Washington	2	9/14/2008	New York Jets
13	Kevin Faulk	4	11/30/2008	Pittsburgh	31	11	LaDainian Tomlinson	1	10/12/2008	San Diego
12	Sammy Morris	3	9/7/2008	Kansas City	32	11	Thomas Jones	4	11/13/2008	New York Jets
12	BenJarvus Green-Ellis	3	11/9/2008	Buffalo	33	11	Seneca Wallace	2	12/7/2008	Seattle
12	Matt Cassel	2	11/13/2008	New York Jets	34	11	Darren McFadden	4	12/14/2008	Oakland
12	Sammy Morris	3	12/22/2008	Arizona	35	10	Mewelde Moore	2	11/30/2008	Pittsburgh
12	Sammy Morris	4	12/22/2008	Arizona	36	10	Mewelde Moore	2	11/30/2008	Pittsburgh
12	LaMont Jordan	2	12/22/2008	Arizona	37					
11	LaMont Jordan	4	9/14/2008	New York Jets	38					
11	Matt Cassel	2	10/26/2008	St. Louis	39					
11	BenJarvus Green-Ellis	3	11/9/2008	Buffalo	40					
10	Sammy Morris	3	10/5/2008	San Francisco	41					
10	Kevin Faulk	2	10/5/2008	San Francisco	42					
10	Sammy Morris	1	10/20/2008	Denver	43					
10	BenJarvus Green-Ellis	4	10/20/2008	Denver	44					
10	BenJarvus Green-Ellis	4	10/20/2008	Denver	45					
10	BenJarvus Green-Ellis	2	11/2/2008	Indianapolis	46					
10	BenJarvus Green-Ellis	2	11/9/2008	Buffalo	47					
10	LaMont Jordan	2	12/14/2008	Oakland	48					
10	Matt Cassel	1	12/14/2008	Oakland	49					
10	Sammy Morris	1	12/22/2008	Arizona	50					
10	Sammy Morris	3	12/22/2008	Arizona	51					
PATTS KICKOFF RETURNS OVER 30 YARDS					OPPONENTS KO RETURNS OVER 30 YARDS					
YDS	RETURNER	QTR	DATE	OPPONENT	#	YDS	RETURNER	QTR	DATE	OPPONENT
95	Ellis Hobbs	2	12/14/2008	Oakland	1	92	Leon Washington	2	11/13/2008	New York Jets
81	Ellis Hobbs	3	9/21/2008	Miami	2	91	Justin Miller	2	12/14/2008	Oakland
55	Ellis Hobbs	2	12/7/2008	Seattle	3	85	Leodis McKelvin	4	11/9/2008	Buffalo
51	Ellis Hobbs	4	9/7/2008	Kansas City	4	41	Dante Hall	1	10/26/2008	St. Louis
50	Ellis Hobbs	1	9/21/2008	Miami	5	39	Pierre Garcon	1	10/5/2008	San Francisco
49	Ellis Hobbs	4	10/26/2008	St. Louis	6	37	Leon Washington	1	11/13/2008	New York Jets
44	Ellis Hobbs	3	11/30/2008	Pittsburgh	7	36	Ted Ginn Jr.	2	11/23/2008	Miami
35	Ellis Hobbs	1	10/5/2008	San Francisco	8	34	Allen Rossum	1	10/5/2008	San Francisco
34	Ellis Hobbs	1	11/2/2008	Indianapolis	9	31	B.J. Sams	2	9/7/2008	Kansas City
33	Ellis Hobbs	4	10/5/2008	San Francisco	10	31	Leodis McKelvin	3	11/9/2008	Buffalo
32	Ellis Hobbs	2	9/14/2008	New York Jets	11	31	Ted Ginn Jr.	1	11/23/2008	Miami
31	Ellis Hobbs	4	9/14/2008	Miami	12	31	Gary Russell	2	11/30/2008	Pittsburgh
31	Matthew Slater	4	10/12/2008	San Diego	13	30	Leon Washington	1	11/13/2008	New York Jets
31	Ellis Hobbs	2	11/13/2008	New York Jets	14					
31	Ellis Hobbs	4	11/13/2008	New York Jets	15					
30	Ellis Hobbs	2	9/14/2008	Miami	16					
30	Ellis Hobbs	1	11/23/2008	Miami	17					

PAT'S PUNT RETURNS OVER 20 YARD!					OPPONENTS PUNT RETURNS OVER 20 YARD!					
YDS	RETURNER	QTR	DATE	OPPONENT	#	YDS	RETURNER	QTR	DATE	OPPONENT
44	Wes Welker	3	10/20/2008	Denver	1	28	Darren Sproles	1	10/12/2008	San Diego
28	Wes Welker	1	12/22/2008	Arizona	2	22	Darren Sproles	2	10/12/2008	San Diego
24	Kevin Faulk	3	9/14/2008	New York Jets	3					

NEW ENGLAND PATRIOTS 2008 STATS PACK

RED ZONE

2008 NEW ENGLAND PATRIOTS											
RED ZONE STATISTICS "INSIDE THE 20"											
Date	Opponent	Score		Drives In	Scores	Scoring %	TDs	TD %	FGs	T.O.s	Scoring
		NE	Opp	Red Zone							Drives 20+
09/07	Kansas City	17	10	3	3	100.0%	2	66.7%	1	0	0
09/14 at	New York Jets	19	10	5	5	100.0%	1	20.0%	4	0	0
09/21	Miami	13	38	3	2	66.7%	1	33.3%	1	1	1
10/05 at	San Francisco	30	21	3	3	100.0%	2	66.7%	1	0	3
10/12 at	San Diego	10	30	3	1	33.3%	1	33.3%	0	0	1
10/20	Denver	41	7	5	5	100.0%	4	80.0%	1	0	2
10/26	St. Louis	23	16	4	4	100.0%	2	50.0%	2	0	0
11/02 at	Indianapolis	15	18	4	4	100.0%	1	25.0%	3	0	0
11/09	Buffalo	20	10	4	4	100.0%	2	50.0%	2	0	0
11/13	New York Jets	31	34	4	4	100.0%	3	75.0%	1	0	2
11/23 at	Miami	48	28	5	5	100.0%	3	60.0%	2	0	3
11/30	Pittsburgh	10	33	4	2	50.0%	1	25.0%	1	1	0
12/07 at	Seattle	24	21	3	3	100.0%	2	66.7%	1	0	2
12/14 at	Oakland	49	26	4	3	75.0%	3	75.0%	0	0	4
12/21	Arizona	47	7	7	7	100.0%	4	57.1%	3	0	2
12/28 at	Buffalo										
Regular Season Totals		397	309	61	55	90.2%	32	52.5%	23	2	20
2008 NEW ENGLAND PATRIOTS											
OPPONENTS RED ZONE STATISTICS "INSIDE THE 20"											
Date	Opponent	Score		Drives In	Scores	Scoring %	TDs	TD %	FGs	T.O.s	Scoring
		NE	Opp	Red Zone							Drives +20
09/07	Kansas City	17	10	2	1	50.0%	1	50.0%	0	0	1
09/14 at	New York Jets	19	10	3	2	66.7%	1	33.3%	1	0	0
09/21	Miami	13	38	4	4	100.0%	4	100.0%	0	0	2
10/05 at	San Francisco	30	21	3	3	100.0%	3	100.0%	0	0	0
10/12 at	San Diego	10	30	5	5	100.0%	2	40.0%	3	0	1
10/20	Denver	41	7	1	1	100.0%	1	100.0%	0	0	0
10/26	St. Louis	23	16	2	2	100.0%	0	0.0%	2	0	1
11/02 at	Indianapolis	15	18	2	2	100.0%	2	100.0%	0	0	1
11/09	Buffalo	20	10	2	2	100.0%	1	50.0%	1	0	0
11/13	New York Jets	31	34	5	5	100.0%	3	60.0%	2	0	1
11/23 at	Miami	48	28	4	4	100.0%	4	100.0%	0	0	0
11/30	Pittsburgh	10	33	6	6	100.0%	3	50.0%	3	0	1
12/07 at	Seattle	24	21	3	3	100.0%	3	100.0%	0	0	0
12/14 at	Oakland	49	26	2	2	100.0%	2	100.0%	0	0	2
12/21	Arizona	47	7	0	0	0.0%	0	0.0%	0	0	1
12/28 at	Buffalo										
Regular Season Totals		397	309	44	42	95.5%	30	68.2%	12	0	11

NEW ENGLAND PATRIOTS 2008 STATS PACK

REGULAR SEASON RED ZONE STATISTICS

RED ZONE STATISTICS													
PATRIOTS						OPPONENTS							
Date	Opponent	Scrim.	Result	No.	Conv.	Date	Opponent	Scrim.	Result	No.	Conv.		
09/07	Kansas City	KC 10	Touchdown	1	1	09/07	Kansas City	NE 13	Touchdown	1	1		
		KC 5	Touchdown	2	2			NE 5	Downs	2	1		
		KC 19	Field Goal	3	3			NE 13	Missed FG	3	1		
09/14	New York Jets	NYJ 3	Field Goal	4	4	09/14	New York Jets	NE 13	Missed FG	4	2		
		NYJ 19	Field Goal	5	5			NE 3	Field Goal	4	2		
		NYJ 1	Touchdown	6	6			NE 2	Touchdown	5	3		
		NYJ 9	Field Goal	7	7			NE 2	Touchdown	6	4		
		NYJ 9	Field Goal	8	8			NE 15	Touchdown	7	5		
09/21	Miami	MIA 16	Interception	9	8	09/21	Miami	NE 5	Touchdown	8	6		
		MIA 19	Field Goal	10	9			NE 19	Touchdown	9	7		
		MIA 5	Touchdown	11	10			10/05	San Francisco	NE 16	Touchdown	10	8
10/05	San Francisco	SF 17	Field Goal	12	11	10/05	San Francisco	NE 6	Touchdown	11	9		
		SF 2	Touchdown	13	12			NE 5	Touchdown	12	10		
		SF 2	Touchdown	14	13			10/12	San Diego	NE 7	Field Goal	13	11
10/12	San Diego	SD 1	Downs	15	13	10/12	San Diego	NE 4	Touchdown	14	12		
		SD 1	Touchdown	16	14			NE 1	Touchdown	15	13		
		SD 12	End of Game	17	14			NE 17	Field Goal	16	14		
10/20	Denver	DEN 13	Field Goal	18	15	10/20	Denver	NE 5	Field Goal	17	15		
		DEN 4	Touchdown	19	16			NE 10	Touchdown	18	16		
		DEN 13	Touchdown	20	17			NE 2	Field Goal	19	17		
		DEN 6	Touchdown	21	18			NE 7	Field Goal	20	18		
		DEN 1	Touchdown	22	19			11/02	Indianapolis	NE 12	Touchdown	21	19
10/26	St. Louis	SL 2	Touchdown	23	20	11/09	Buffalo	NE 9	Touchdown	22	20		
		SL 9	Field Goal	24	21			NE 7	Field Goal	23	21		
		SL 24	Field Goal	25	22			NE 14	Touchdown	24	22		
		SL 15	Touchdown	26	23			11/13	New York Jets	NE 7	Touchdown	25	23
		IND 11	Field Goal	27	24			NE 4	Field Goal	26	24		
11/02	Indianapolis	IND 17	Field Goal	28	25	11/02	Indianapolis	NE 15	Touchdown	27	25		
		IND 6	Touchdown	29	26			NE 1	Touchdown	28	26		
		IND 7	Field Goal	30	27			NE 16	Field Goal	29	27		
		BUF 13	Touchdown	31	28			11/23	Miami	NE 3	Touchdown	30	28
11/09	Buffalo	BUF 14	Field Goal	32	29	11/09	Buffalo	NE 7	Touchdown	31	29		
		BUF 19	Field Goal	33	30			NE 2	Touchdown	32	30		
		BUF 1	Touchdown	34	31			NE 13	Touchdown	33	31		
11/13	New York Jets	NYJ 13	Field Goal	35	32	11/30	Pittsburgh	NE 2	Field Goal	34	32		
		NYJ 19	Touchdown	36	33			NE 19	Touchdown	35	33		
		NYJ 10	Touchdown	37	34			NE 7	Field Goal	36	34		
		NYJ 16	Touchdown	38	35			NE 11	Touchdown	37	35		
		NYJ 12	Field Goal	39	36			NE 1	Field Goal	38	36		
11/23	Miami	MIA 8	Touchdown	40	37	11/23	Miami	NE 1	Touchdown	39	37		
		MIA 8	Touchdown	41	38			12/07	Seattle	NE 14	Touchdown	40	38
		MIA 13	Field Goal	42	39			NE 10	Touchdown	41	39		
		MIA 1	Touchdown	43	40			NE 4	Touchdown	42	40		
		PIT 2	Touchdown	44	41			12/14	Oakland	NE 10	Touchdown	43	41
11/30	Pittsburgh	PIT 11	Field Goal	45	42	12/14	Arizona	NE 11	Touchdown	44	42		
		PIT 9	Missed FG	46	42								
		PIT 14	Interception	47	42								
		SEA 2	Touchdown	48	43								
12/07	Seattle	SEA 9	Field Goal	49	44								
		SEA 1	Touchdown	50	45								
		OAK 7	Touchdown	51	46								
12/14	Oakland	OAK 13	Touchdown	52	47								
		OAK 14	End of Half	53	47								
		OAK 9	Touchdown	54	48								
12/21	Arizona	ARZ 1	Touchdown	55	49								
		ARZ 3	Touchdown	56	50								
		ARZ 15	Touchdown	57	51								
		ARZ 11	Touchdown	58	52								
		ARZ 17	Field Goal	59	53								
		ARZ 5	Field Goal	60	54								
		ARZ 12	Field Goal	61	55								
<u>bold underlines denote goal-to-go situation</u>						<u>bold underlines denote goal-to-go situation</u>							

REGULAR SEASON RED ZONE DRIVES

Drives	Conversions	TDs	TD %	FGs	Points	Drives	Conversions	TDs	TD %	FGs	Points
61	55	32	52.5%	23	293	44	42	30	68.2%	5	225

REGULAR SEASON GOAL-TO-GO SITUATIONS

Drives	Conversions	TDs	TD %	FGs	Points	Drives	Conversions	TDs	TD %	FGs	Points
33	31	23	69.7%	8	185	29	28	18	62.1%	10	156

[illegible]

NEW ENGLAND PATRIOTS 2008 STATS PACK
REGULAR SEASON TURNOVER RATIO

0

REGULAR SEASON

	Takeaways			Points off Takeaways				Total
	Ints.	Fumbles	Total	TDs	FGs	Total	Conv. %	Points
PATRIOTS	14	7	21	6	7	13	62%	63
Opponents	11	10	21	5	4	9	43%	47

		TAKE-AWAYS			GIVE-AWAYS			Net	
Date	Opponent	Ints.	Fumbles	Total	Ints.	Fumbles	Total	Differential	Results
09/07	Kansas City	1	0	1	0	2	2	-1	17-10
09/14 at	New York Jets	1	0	1	0	0	0	1	19-10
09/21	Miami	0	0	0	1	1	2	-2	13-38
10/05 at	San Francisco	3	0	3	2	0	2	1	30-21
10/12 at	San Diego	0	1	1	1	0	1	0	10--30
10/20	Denver	2	3	5	0	0	0	5	41-7
10/26	St. Louis	1	0	1	2	0	2	-1	23-16
11/02 at	Indianapolis	0	0	0	1	1	2	-2	15-18
11/09	Buffalo	2	0	2	0	1	1	1	20-10
11/13	New York Jets	0	1	1	0	1	1	0	31-34
11/23 at	Miami	1	0	1	1	1	2	-1	48-28
11/30	Pittsburgh	1	0	1	2	3	5	-4	10--33
12/07 at	Seattle	0	1	1	0	0	0	1	24-21
12/14 at	Oakland	1	0	1	1	0	1	0	49-26
12/21	Arizona	1	1	2	0	0	0	2	47-7
12/28 at	Buffalo								
2008 Regular Season		14	7	21	11	10	21	0	10-5

NEW ENGLAND PATRIOTS 2008 STATS PACK

TURNOVER RATIO

REGULAR SEASON TOTALS

Year	TAKE-AWAYS			GIVE-AWAYS			Net Differential	RECORD			PLAYOFFS		CHAMPIONSHIPS			
	Ints	Fumbles	Total	Ints	Fumbles	Total		W	L	T	W	L	DIVISION	CONFERENCE	SUPER BOWL	PLAYOFFS
2008	14	7	21	11	10	21	0	10	5	0						
2007	19	12	31	9	6	15	16	16	0	0	2	1	1	1		1
2006	22	13	35	12	15	27	8	12	4	0	2	1	1			1
2005	10	8	18	15	9	24	-6	10	6	0	1	1	1			1
2004	20	16	36	14	13	27	9	14	2	0	3	0	1	1	1	1
2003	29	12	41	13	11	24	17	14	2	0	3	0	1	1	1	1
2002	18	11	29	14	10	24	5	9	7	0						
2001	22	13	35	15	13	28	7	11	5	0	3	0	1	1	1	1
2000	10	13	23	15	10	25	-2	5	11	0						
1999	16	15	31	21	12	33	-2	8	8	0						
1998	24	7	31	17	7	24	7	9	7	0	0	1	WC			1
1997	19	13	32	15	7	22	10	10	6	0	1	1	1			1
1996	23	11	34	15	12	27	7	11	5	0	2	1	1	1		1
1995	15	14	29	16	20	36	-7	6	10	0						
1994	22	18	40	27	11	38	2	10	6	0	0	1	WC			1
1993	13	9	22	24	10	34	-12	5	11	0						
1992	14	15	29	19	26	45	-16	2	14	0						
1991	12	19	31	22	20	42	-11	6	10	0						
1990	14	18	32	20	16	36	-4	1	15	0						
1989	16	12	28	27	12	39	-11	5	11	0						
1988	20	15	35	28	10	38	-3	9	7	0						
1987	21	21	42	18	13	31	11	8	7	0						
1986	21	19	40	13	11	24	16	11	5	0	0	1	1			1
1985	23	24	47	22	20	42	5	11	5	0	3	1	WC	1		1
1984	17	8	25	14	15	29	-4	9	7	0						
1983	17	19	36	18	20	38	-2	8	8	0						
1982	12	11	23	9	8	17	6	5	4	0	0	1	WC			1
1981	16	17	33	34	16	50	-17	2	14	0						
1980	24	10	34	27	9	36	-2	10	6	0						
1979	20	22	42	23	15	38	4	9	7	0						
1978	22	21	43	25	21	46	-3	11	5	0	0	1	1			1
1977	19	10	29	21	15	36	-7	9	5	0						
1976	23	27	50	20	16	36	14	11	3	0	0	1	WC			1
1975	13	16	29	28	22	50	-21	3	11	0						
1974	24	14	38	23	15	38	0	7	7	0						
1973	13	18	31	17	25	42	-11	5	9	0						
1972	10	12	22	28	10	38	-16	3	11	0						
1971	15	14	29	16	16	32	-3	6	8	0						
1970	8	17	25	28	13	41	-16	2	12	0						
1969	20	14	34	18	10	28	6	4	10	0						
1968	23	17	40	33	20	53	-13	4	10	0						
1967	17	15	32	32	22	54	-22	3	10	1						
1966	22	15	37	21	13	34	3	8	4	2						
1965	21	9	30	29	12	41	-11	4	8	2						
1964	31	16	47	27	12	39	8	10	3	1						
1963	29	13	42	29	12	41	1	7	6	1	1	1	1			1
1962	25	10	35	13	20	33	2	9	4	1						
1961	22	20	42	21	9	30	12	9	4	1						
1960	25	20	45	23	22	45	0	5	9	0						
Total	925	720	1645	999	692	1691	-46	376	354	9	21	13	11	6	3	16

Regular Season Record	376	354	9
Playoff Record	21	13	0
Overall Record	397	367	9

Note: Bold indicates playoff seasons

NEW ENGLAND PATRIOTS 2008 STATS PACK

ALL-TIME SCORING

Active = Bold

#	SCORING	TD	Ru	Pa	Rt	PAT	PAT/ATT	2-Pt	FG	FG/ATT	S	TP
1	Adam Vinatieri	0	0	0	0	367	374	1	263	321	0	1,158
2	Gino Cappelletti	42	0	42	0	346	358	2	176	334	0	1,130
3	John Smith	0	0	0	0	308	323	0	128	191	0	692
4	Tony Franklin	0	0	0	0	163	166	0	93	125	0	442
5	Stanley Morgan	68	0	67	1	0	0	0	0	0	0	408
6	Stephen Gostkowski	0	0	0	0	156	157	0	75	87	0	381
7	Ben Coates	50	0	50	0	0	0	1	0	0	0	302
8	Sam Cunningham	49	43	6	0	0	0	0	0	0	0	294
9	Jim Nance	46	45	1	0	0	0	0	0	0	0	276
10	Tony Collins	44	32	12	0	0	0	0	0	0	0	264
11	Irving Fryar	42	1	38	3	0	0	0	0	0	0	252
12	Larry Garron	42	14	26	2	0	0	0	0	0	0	252
13	Jim Colclough	39	0	39	0	2	2	1	0	0	0	238
14	Matt Bahr	0	0	0	0	73	73	0	55	72	0	238
15	Corey Dillon	39	37	2	0	0	0	1	0	0	0	236
16	Curtis Martin	37	32	5	0	0	0	2	0	0	0	226
17	Steve Grogan	36	35	0	1	0	0	0	0	0	0	216
18	Jason Staurovsky	0	0	0	0	57	59	0	50	69	0	207
19	Troy Brown	34	0	31	3	0	0	1	0	0	0	206
20	Randy Moss	34	0	34	0	0	0	0	0	0	0	204
21	Kevin Faulk	30	14	14	2	0	0	1	0	0	0	182
22	Russ Francis	28	0	28	0	0	0	0	0	0	0	168
23	Don Calhoun	25	23	2	0	0	0	0	0	0	0	150
24	Antowain Smith	24	21	3	0	0	0	1	0	0	0	146
25	Randy Vataha	24	0	23	1	0	0	0	0	0	0	144
26	Terry Glenn	22	0	22	0	0	0	0	0	0	0	132
27	Andy Johnson	22	13	9	0	0	0	0	0	0	0	132
28	Mosi Tatupu	21	18	2	1	0	0	0	0	0	0	126
29	Art Graham	20	0	20	0	0	0	0	0	0	0	120
30	Ron Burton	19	9	8	2	0	0	0	0	0	0	114
31	John Stephens	19	17	1	1	0	0	0	0	0	0	114
32	Harold Jackson	18	0	18	0	0	0	0	0	0	0	108
33	Cedric Jones	18	0	16	2	0	0	0	0	0	0	108
34	Carl Garrett	18	15	3	0	0	0	0	0	0	0	108
35	Jim Whalen	17	0	17	0	0	0	0	0	0	0	102
36	Daniel Graham	17	0	17	0	0	0	0	0	0	0	102
37	David Patten	17	1	16	0	0	0	0	0	0	0	102
38	Horace Ivory	17	14	2	1	0	0	0	0	0	0	102
39	Charlie Gogolak	0	0	0	0	42	42	0	20	36	0	102
40	Darryl Stingley	16	2	14	0	0	0	0	0	0	0	96
41	Mack Herron	16	9	6	1	0	0	0	0	0	0	96
42	Vito "Babe" Parilli	15	15	0	0	1	3	0	0	0	0	91
43	Don Hasselbeck	15	0	15	0	0	0	0	0	0	0	90
44	Billy Lott	15	7	8	0	0	0	0	0	0	0	90
45	Benjamin Watson	15	0	15	0	0	0	0	0	0	0	90
46	Charlie Baumann	0	0	0	0	31	34	0	18	27	0	85
47	Deion Branch	14	0	14	0	0	0	0	0	0	0	84
48	Vincent Brisby	14	0	14	0	0	0	0	0	0	0	84
49	Shawn Jefferson	14	0	14	0	0	0	0	0	0	0	84
50	Derrick Ramsey	14	0	14	0	0	0	0	0	0	0	84
51	Christian Fauria	13	0	13	0	0	0	1	0	0	0	80
52	Laurence Maroney	13	12	1	0	0	0	1	0	0	0	80
53	Ron Sellers	13	0	13	0	0	0	0	0	0	0	78
54	Craig James	13	11	2	0	0	0	0	0	0	0	78
55	Leonard Russell	13	13	0	0	0	0	0	0	0	0	78
56	David Givens	12	0	12	0	0	0	0	0	0	0	72
57	Robert Edwards	12	9	3	0	0	0	0	0	0	0	72
58	Wes Welker	11	0	11	0	0	0	1	0	0	0	68
59	Marv Cook	11	0	11	0	0	0	0	0	0	0	66
60	Stephen Starring	11	0	11	0	0	0	0	0	0	0	66

NEW ENGLAND PATRIOTS 2008 STATS PACK

ALL-TIME PASSING

Rk	Name	Att	Cmp	Yards	Cmp%	Yds/Att	TD	TD%	Int	Int%	Lg	Sk	Yds	Rating
1	Drew Bledsoe	4518	2544	29,657	56.3%	6.56	166	3.7%	138	3.1%	86t	262	1778	75.9
2	Steve Grogan	3593	1879	26,886	52.3%	7.48	182	5.1%	208	5.8%	76t	247	2076	69.6
3	Tom Brady	3653	2301	26,446	63.0%	7.24	197	5.4%	86	2.4%	91t	203	1272	92.9
4	Vito "Babe" Parilli	2412	1140	16,747	47.3%	6.94	132	5.5%	138	5.7%	80t	56	529	64.8
5	Tony Eason	1500	876	10,732	58.4%	7.15	60	4.0%	48	3.2%	90t	166	1273	80.6
6	Jim Plunkett	1503	729	9,932	48.5%	6.61	62	4.1%	87	5.8%	88t	146	1317	59.7
7	Hugh Millen	612	370	4,276	60.5%	6.99	17	2.8%	28	4.6%	60t	87	583	71.8
8	Mike Taliaferro	680	305	3,920	44.9%	5.76	27	4.0%	44	6.5%	77	57	575	49.8
9	Ed "Butch" Songin	604	285	3,905	47.2%	6.47	36	6.0%	24	4.0%	78	na	na	71.7
10	Matt Cassel	547	343	3,868	62.7%	7.07	23	4.2%	13	2.4%	76t	50	230	87.9
11	Matt Cavanaugh	385	206	3,018	53.5%	7.84	19	4.9%	23	6.0%	75t	39	313	70.9
12	Marc Wilson	415	214	2,631	51.6%	6.34	9	2.2%	16	3.9%	65t	39	299	62.6
13	Doug Flutie	305	148	1,871	48.5%	6.13	11	3.6%	14	4.6%	80t	18	130	61.0
14	Tommy Hodson	315	171	1,809	54.3%	5.74	7	2.2%	11	3.5%	56	41	300	64.1
15	Tom Yewcic	206	87	1,374	42.2%	6.67	12	5.8%	12	5.8%	78t	na	na	60.2
16	Scott Zolak	244	124	1,314	50.8%	5.39	8	3.3%	7	2.9%	72	25	200	65.8
17	Tom Sherman	226	90	1,199	39.8%	5.31	12	5.3%	16	7.1%	87t	19	190	45.6
18	Joe Kapp	219	98	1,104	44.7%	5.04	3	1.4%	17	7.8%	48	27	231	32.6
19	Tom Ramsey	164	84	1,005	51.2%	6.13	6	3.7%	9	5.5%	40	16	96	59.6
20	Scott Secules	134	75	918	56.0%	6.85	2	1.5%	9	6.7%	82	7	28	54.3
21	Tom Owen	114	58	655	50.9%	5.75	3	2.6%	9	7.9%	32	9	82	44.3
22	Don Trull	81	27	442	33.3%	5.46	1	1.2%	7	8.6%	52	11	75	20.7
23	Brian Dowling	54	29	383	53.7%	7.09	2	3.7%	1	1.9%	42	4	63	81.0
24	Ed Wilson	46	20	257	43.5%	5.59	1	2.2%	3	6.5%	30	na	na	41.7
25	Tom Greene	63	27	251	42.9%	3.98	1	1.6%	6	9.5%	31	na	na	20.1
26	Neil Graff	36	19	241	52.8%	6.69	2	5.6%	3	8.3%	31t	4	34	57.8
27	Jeff Carlson	49	18	232	36.7%	4.73	1	2.0%	3	6.1%	40	3	21	33.7
28	Andy Johnson	13	7	194	53.8%	14.92	4	30.8%	1	7.7%	66t	0	0	106.6
29	Bob Bleier	39	14	181	35.9%	4.64	1	2.6%	1	2.6%	35	3	28	49.2
30	Richard Christy	11	6	94	54.5%	8.55	2	18.2%	2	18.2%	39	na	na	83.1

NEW ENGLAND PATRIOTS 2008 STATS PACK

ALL-TIME RECEIVING LEADERS

PATRIOTS ALL-TIME RECEIVING LEADERS (BY RECEPTIONS)							
Rk	Name	Pos	No	Yds	Avg	Lg	TD
1	Troy Brown	WR	557	6366	11.4	82t	31
2	Stanley Morgan	WR	534	10352	19.4	76t	67
3	Ben Coates	TE	490	5471	11.2	84t	50
4	Kevin Faulk	RB	380	3296	8.7	52t	14
5	Irving Fryar	WR	363	5726	15.8	80t	38
6	Terry Glenn	WR	329	4669	14.2	86t	22
7	Gino Cappelletti	WR	292	4589	15.7	63t	42
8	Jim Colclough	WR	283	5001	17.7	78t	39
9	Tony Collins	RB	261	2356	9.0	49	12
10	Wes Welker	WR	221	2314	10.5	64	11
11	Vincent Brisby	WR	217	3142	14.5	72	14
12	Deion Branch	WR	213	2744	12.9	66t	14
13	Sam Cunningham	RB	210	1905	9.1	41	6
14	Marv Cook	TE	210	1843	8.8	49	11
15	Russ Francis	TE	207	3157	15.3	53	28
16	Art Graham	WR	199	3107	15.6	80t	20
17	Cedric Jones	WR	191	2703	14.2	65t	16
18	Larry Garron	RB	185	2502	13.5	76t	25
19	Shawn Jefferson	WR	178	3081	17.3	76	14
20	Randy Vataha	WR	178	3055	17.2	88t	23
21	Michael Timpson	WR	172	2472	14.4	60t	8
22	Randy Moss	WR	166	2488	15.0	76t	34
23	David Patten	WR	165	2513	15.2	91t	16
24	Andy Johnson	RB	161	1807	11.2	53	9
25	David Givens	WR	158	2214	14.0	57	12
26	Harold Jackson	WR	156	3162	20.3	59	18
27	Jim Whalen	TE	153	2487	16.3	87t	17
28	Benjamin Watson	TE	138	1698	12.3	40	15
29	Jim Nance	RB	129	844	6.5	45	1
30	Reggie Rucker	WR	126	1884	15.0	69t	10
31	Greg McMurtry	WR	120	1519	12.7	65t	4
32	Daniel Graham	TE	120	1393	11.6	48	17
33	Derrick Ramsey	TE	118	1412	12.0	39	14
34	Lin Dawson	TE	117	1233	10.5	42	8
35	Curtis Martin	RB	117	890	7.6	41	5
36	Stephen Starring	WR	112	1865	16.7	76t	11
37	Ron Burton	RB	111	1205	10.9	73t	8
38	Darryl Stingley	WR	110	1883	17.1	68	14
39	Tony Romeo	TE	110	1724	15.7	62	10
40	Carl Garrett	RB	107	1158	10.8	80t	3
41	David Meggett	RB	104	829	8.0	49t	1
42	Sam Gash	FB	104	826	7.9	30	6
43	John Stephens	RB	100	781	7.8	43	1
44	Don Hasselbeck	TE	99	1444	14.6	51	15
45	Kevin Turner	RB	98	856	8.7	32	6
46	Mosi Tatupu	RB	96	843	8.8	41	2
47	Jabar Gaffney	WR	85	1,059	12.5	56t	8
48	Hart Lee Dykes	WR	83	1344	16.2	42	7
49	Don Calhoun	RB	82	614	7.5	47	2
50	Craig James	RB	81	819	10.1	90t	2
51	Ron Sellers	WR	79	1477	18.7	77	13
52	Christian Fauria	TE	79	790	10.0	33	13
53	Bob Windsor	TE	74	915	12.4	36	6
54	Patrick Pass	RB	66	570	8.6	39	1
55	Leroy Thompson	RB	65	465	7.2	27t	5
56	Antowain Smith	RB	64	572	8.9	41t	3
57	Robert Perryman	RB	64	430	6.7	18	0
58	Eric Sievers	TE	62	692	11.2	46	0
59	Mack Herron	RB	61	789	12.9	29	6
60	Reche Caldwell	WR	61	760	12.5	62t	4

PATRIOTS ALL-TIME RECEIVING LEADERS (BY YARDS)							
Rk	Name	Pos	No	Yds	Avg	Lg	TD
1	Stanley Morgan	WR	534	10352	19.4	76t	67
2	Troy Brown	WR	557	6366	11.4	82t	31
3	Irving Fryar	WR	363	5726	15.8	80t	38
4	Ben Coates	TE	490	5471	11.2	84t	50
5	Jim Colclough	WR	283	5001	17.7	78t	39
6	Terry Glenn	WR	329	4669	14.2	86t	22
7	Gino Cappelletti	WR	292	4589	15.7	63t	42
8	Kevin Faulk	RB	380	3296	8.7	52t	14
9	Harold Jackson	WR	156	3162	20.3	59	18
10	Russ Francis	TE	207	3157	15.3	53	28
11	Vincent Brisby	WR	217	3142	14.5	72	14
12	Art Graham	WR	199	3107	15.6	80t	20
13	Shawn Jefferson	WR	178	3081	17.3	76	14
14	Randy Vataha	WR	178	3055	17.2	88t	23
15	Deion Branch	WR	213	2744	12.9	66t	14
16	Cedric Jones	WR	191	2703	14.2	65t	16
17	David Patten	WR	165	2513	15.2	91t	16
18	Larry Garron	RB	185	2502	13.5	76t	25
19	Randy Moss	WR	166	2488	15.0	76t	34
20	Jim Whalen	TE	153	2487	16.3	87t	17
21	Michael Timpson	WR	172	2472	14.4	60t	8
22	Tony Collins	RB	261	2356	9.0	49	12
23	Wes Welker	WR	221	2314	10.5	64	11
24	David Givens	WR	158	2214	14.0	57	12
25	Sam Cunningham	RB	210	1905	9.1	41	6
26	Reggie Rucker	WR	126	1884	15.0	69t	10
27	Darryl Stingley	WR	110	1883	17.1	68	14
28	Stephen Starring	WR	112	1865	16.7	76t	11
29	Marv Cook	TE	210	1843	8.8	49	11
30	Andy Johnson	RB	161	1807	11.2	53	9
31	Tony Romeo	TE	110	1724	15.7	62	10
32	Benjamin Watson	TE	138	1698	12.3	40	15
33	Greg McMurtry	WR	120	1519	12.7	65t	4
34	Ron Sellers	WR	79	1477	18.7	77	13
35	Don Hasselbeck	TE	99	1444	14.6	51	15
36	Derrick Ramsey	TE	118	1412	12.0	39	14
37	Daniel Graham	TE	120	1393	11.6	48	17
38	Hart Lee Dykes	WR	83	1344	16.2	42	7
39	Lin Dawson	TE	117	1233	10.5	42	8
40	Ron Burton	RB	111	1205	10.9	73t	8
41	Carl Garrett	RB	107	1158	10.8	80t	3
42	Jabar Gaffney	WR	85	1,059	12.5	56t	8
43	Tony Simmons	WR	57	981	17.2	63t	6
44	Bob Windsor	TE	74	915	12.4	36	6
45	Curtis Martin	RB	117	890	7.6	41	5
46	Kevin Turner	RB	98	856	8.7	32	6
47	Jim Nance	RB	129	844	6.5	45	1
48	Mosi Tatupu	RB	96	843	8.8	41	2
49	David Meggett	RB	104	829	8.0	49t	1
50	Sam Gash	FB	104	826	7.9	30	6
51	Craig James	RB	81	819	10.1	90t	2
52	Christian Fauria	TE	79	790	10.0	33	13
53	Mack Herron	RB	61	789	12.9	29	6
54	John Stephens	RB	100	781	7.8	43	1
55	Reche Caldwell	WR	61	760	12.5	62t	4
56	Donte' Stallworth	WR	46	697	15.2	69t	3
57	Eric Sievers	TE	62	692	11.2	46	0
58	Ray Crittenden	WR	44	672	15.3	44	4
59	Don Calhoun	RB	82	614	7.5	47	2
60	Antowain Smith	RB	64	572	8.9	41t	3

NEW ENGLAND PATRIOTS 2008 STATS PACK

ALL-TIME RUSHING LEADERS

PATRIOTS ALL-TIME RUSHING LEADERS (BY YARDS)							PATRIOTS ALL-TIME RUSHING LEADERS (BY TDS)						
Rk	Name	Att	Yards	Avg	LG	TD	Rk	Name	Att	Yards	Avg	LG	TD
1	Sam Cunningham	1,385	5,453	3.9	75t	43	1	Jim Nance	1,323	5,323	4.0	65t	45
2	Jim Nance	1,323	5,323	4.0	65t	45	2	Sam Cunningham	1,385	5,453	3.9	75t	43
3	Tony Collins	1,191	4,647	3.9	54	32	3	Corey Dillon	753	3,180	4.2	50	37
4	Curtis Martin	958	3,799	4.0	70t	32	4	Steve Grogan	443	2,176	4.9	41t	35
5	Don Calhoun	820	3,391	4.1	73	23	5	Tony Collins	1,191	4,647	3.9	54	32
6	John Stephens	891	3,249	3.6	52	17	6	Curtis Martin	958	3,799	4.0	70t	32
7	Corey Dillon	753	3,180	4.2	50	37	7	Don Calhoun	820	3,391	4.1	73	23
8	Kevin Faulk	777	3,170	4.1	45t	14	8	Antowain Smith	721	2,781	3.9	44	21
9	Larry Garron	763	2,981	3.9	85t	14	9	Mosi Tatupu	612	2,415	3.9	55	18
10	Antowain Smith	721	2,781	3.9	44	21	10	John Stephens	891	3,249	3.6	52	17
11	Craig James	585	2,469	4.2	73	11	11	Carl Garrett	537	2,235	4.2	80t	15
12	Leonard Russell	689	2,437	3.5	24	13	12	Babe Parilli	228	949	4.2	33t	15
13	Mosi Tatupu	612	2,415	3.9	55	18	13	Larry Garron	763	2,981	3.9	85t	14
14	Carl Garrett	537	2,235	4.2	80t	15	14	Horace Ivory	329	1,336	4.1	52	14
15	Steve Grogan	443	2,176	4.9	41t	35	15	Kevin Faulk	777	3,170	4.1	45t	14
16	Andy Johnson	491	2,017	4.1	69t	13	16	Leonard Russell	689	2,437	3.5	24	13
17	Laurence Maroney	388	1,673	4.3	59t	12	17	Andy Johnson	491	2,017	4.1	69t	13
18	Ron Burton	429	1,536	3.6	59	9	18	Laurence Maroney	388	1,673	4.3	59t	12
19	Horace Ivory	329	1,336	4.1	52	14	19	Craig James	585	2,469	4.2	73	11
20	Mack Herron	353	1,298	3.7	53	9	20	Sammy Morris	217	1,026	4.7	49	10
21	Robert Perryman	369	1,294	3.5	48	9	21	Ron Burton	429	1,536	3.6	59	9
22	Vagas Ferguson	290	1,163	4.0	44	5	22	Mack Herron	353	1,298	3.7	53	9
23	Robert Edwards	291	1,115	3.8	53	9	23	Robert Perryman	369	1,294	3.5	48	9
24	Jim Crawford	302	1,078	3.6	39t	5	24	Robert Edwards	291	1,115	3.8	53	9
25	Sammy Morris	217	1,026	4.7	49	10	25	Jim Plunkett	159	817	5.1	37	9
26	Josh Ashton	247	950	3.8	35	3	26	Terry Allen	254	896	3.5	22t	8
27	Babe Parilli	228	949	4.2	33t	15	27	Marion Butts	243	703	2.9	26	8
28	Terry Allen	254	896	3.5	22t	8	28	Billy Lott	143	573	4.0	38	8
29	Jim Plunkett	159	817	5.1	37	9	29	John Tarver	155	554	3.6	28	7
30	Mark van Eeghen	177	744	4.2	17	2	30	Reggie Dupard	186	571	3.1	49	6
31	Robert Weathers	159	733	4.6	77	4	31	Tony Eason	126	474	3.8	26	6
32	Marion Butts	243	703	2.9	26	8	32	Vagas Ferguson	290	1,163	4.0	44	5
33	Jon Vaughn	144	597	4.1	36	3	33	Jim Crawford	302	1,078	3.6	39t	5
34	Billy Lott	143	573	4.0	38	8	34	Tom Brady	276	533	1.9	22	5
35	Reggie Dupard	186	571	3.1	49	6	35	Michael Cloud	50	177	3.5	42	5
36	John Tarver	155	554	3.6	28	7	36	Harry Crump	49	120	2.5	21	5
37	Drew Bledsoe	270	553	2.0	25	2	37	BenJarvus Green-Ellis	74	275	3.7	15	5
38	Tom Brady	276	533	1.9	22	5	38	Robert Weathers	159	733	4.6	77	4
39	J.R. Redmond	164	527	3.2	20	1	39	Tom Yewcic	72	424	5.9	46	4
40	Patrick Pass	128	526	4.1	31	3	40	Richard Christy	78	363	4.7	48	4
41	Tony Eason	126	474	3.8	26	6	41	Josh Ashton	247	950	3.8	35	3
42	Heath Evans	123	453	3.7	21	2	42	Jon Vaughn	144	597	4.1	36	3
43	J.D. Garrett	116	434	3.7	58	3	43	Patrick Pass	128	526	4.1	31	3
44	David Meggett	120	432	3.6	25	3	44	J.D. Garrett	116	434	3.7	58	3
45	Tom Yewcic	72	424	5.9	46	4	45	David Meggett	120	432	3.6	25	3
46	Al Miller	101	416	4.2	33	1	46	Ike Forte	87	257	3.0	26	3
47	Kevin Turner	96	382	4.0	49	1	47	Matt Cavanaugh	39	190	4.9	22	3
48	Marvin Allen	94	378	4.0	29	2	48	Allan Clark	28	140	5.0	19	3
49	Richard Christy	78	363	4.7	48	4	49	Brian Dowling	7	35	5.0	11	3
50	R.C. Gamble	94	346	3.7	45	1	50	Don Trull	19	35	1.8	10	3
51	Leroy Thompson	102	312	3.1	13	2	51	Matt Cassel	83	279	3.4	19	3
52	Doug Flutie	65	308	5.2	22	1	52	Lamont Jordan	60	299	5.0	49t	3
53	Lamont Jordan	60	299	5.0	49t	3	53	Mark van Eeghen	177	744	4.2	17	2
54	Sam Gash	105	291	2.8	14	2	54	Drew Bledsoe	270	553	2.0	25	2
55	Matt Cassel	82	279	3.4	19	3	55	Heath Evans	123	453	3.7	21	2
56	BenJarvus Green-Ellis	74	275	3.7	15	5	56	Marvin Allen	94	378	4.0	29	2
57	Ike Forte	87	257	3.0	26	3	57	Leroy Thompson	102	312	3.1	13	2
58	Corey Croom	73	252	3.5	22	1	58	Sam Gash	105	291	2.8	14	2
59	Darryl Stingley	28	244	8.7	34t	2	59	Darryl Stingley	28	244	8.7	34t	2
60	Bob Gladieux	65	239	3.7	31	0	60	Donnie Thomas	88	215	2.4	25	2

NEW ENGLAND PATRIOTS 2008 STATS PACK

ALL-TIME INTERCEPTION LEADERS

PATRIOTS ALL-TIME INTERCEPTION LEADERS							YARDAGE LEADERS		
Rk	Name	No	Yards	Avg	LG	TD	Rk	Name	Yards
1	Ty Law	36	583	16.2	65t	6	1	Ty Law	583
2	Raymond Clayborn	36	555	15.4	85	1	2	Raymond Clayborn	555
3	Ron Hall	29	476	16.4	87	1	3	Ron Hall	476
4	Fred Marion	29	457	15.8	83	1	4	Fred Marion	457
5	Roland James	29	383	13.2	46	0	5	Ronnie Lippett	420
6	Mike Haynes	28	393	14.0	50	1	6	Mike Haynes	393
7	Maurice Hurst	27	263	9.7	36	1	7	Roland James	383
8	Ronnie Lippett	24	420	17.5	73	2	8	Don Webb	366
9	Nick Buoniconti	24	223	9.3	41	0	9	Prentice McCray	352
10	Asante Samuel	22	313	14.2	55t	3	10	Asante Samuel	313
11	Don Webb	21	366	17.4	59	2	11	Ross O'Hanley	288
12	Lawyer Milloy	19	123	6.5	30t	1	12	Otis Smith	278
13	Ron Bolton	18	116	6.4	56	0	13	Bob Suci	277
14	Steve Nelson	17	226	13.3	37	0	14	Maurice Hurst	263
15	Tim Fox	17	215	12.6	29	0	15	Chuck Shonta	261
16	Rick Sanford	16	198	12.4	99t	1	16	Steve Nelson	226
17	Tom Addison	16	103	6.4	17	1	17	Nick Buoniconti	223
18	Prentice McCray	15	352	23.5	63t	2	18	Tim Fox	215
19	Ross O'Hanley	15	288	19.2	61	1	19	Dick Felt	199
20	Chuck Shonta	15	261	17.4	52	0	20	Rick Sanford	198
21	Willie Clay	13	178	13.7	53t	1	21	Sam Hunt	189
22	Dick Felt	12	199	16.6	35	0	22	Tedy Bruschi	187
23	Tedy Bruschi	12	187	15.6	48t	4	23	Larry Carwell	186
24	Mike Vrabel	11	73	6.6	24t	1	24	Willie Clay	178
25	Otis Smith	10	278	27.8	78t	2	25	Honor Jackson	133
26	Larry Carwell	10	186	18.6	53t	1	26	Terrell Buckley	126
27	Vincent Brown	10	95	9.5	49t	1	27	Fred Bruney	125
28	Bob Howard	10	90	9.0	44t	1	28	Lawyer Milloy	123
29	Eugene Wilson	10	74	7.4	14	1	29	Jimmy Hitchcock	118
30	Leroy Mitchell	10	50	5.0	20	0	30	Ron Bolton	116
31	Phil Philpott	9	91	10.1	23	0	31	Tom Hennessey	113
32	Ellis Hobbs	9	87	9.7	70	0	32	James Sanders	112
33	Fred Bruney	8	125	15.6	33t	1	33	John Charles	110
34	Tom Hennessey	8	113	14.1	33	0	34	Tom Addison	103
35	Rodney Harrison	8	16	2.0	12	0	35	Tyrone Poole	102
36	Bob Suci	7	277	39.6	98t	2	36	Art McMahon	99
37	Sam Hunt	7	189	27.0	68t	1	37	Vincent Brown	95
38	Terrell Buckley	7	126	18.0	52t	1	38	Phil Philpott	91
39	Tyrone Poole	7	102	14.6	44	0	39	Harlon Barnett	91
40	Johnny Rembert	7	70	10.0	37	0	40	Bob Howard	90
41	Clyde Washington	7	58	8.3	33	0	41	Victor Green	90
42	Jerome Henderson	7	52	7.4	34	0	42	Willie McGinest	90
43	John Charles	6	110	18.3	35t	1	43	Rod McSwain	89
44	Rod McSwain	6	89	14.8	42	0	44	John Outlaw	89
45	John Sanders	6	75	12.5	23t	1	45	Ellis Hobbs	87
46	Lawrence McGrew	6	49	8.2	27	0	46	Myron Guyton	86
47	Ricky Reynolds	6	24	4.0	11	0	47	Daryl Johnson	85
48	Honor Jackson	5	133	26.6	55	0	48	Jim Cheyanski	82
49	James Sanders	5	112	22.4	42	1	49	Chris Singleton	82
50	Myron Guyton	5	86	17.2	45	0	50	Larry Whigham	81
51	Daryl Johnson	5	85	17.0	42	0	51	Jim Lee	78
52	Randall Gay	5	75	15.0	31	0	52	John Sanders	75
53	Don Blackmon	5	63	12.6	39	0	53	Randall Gay	75
54	Mike Hawkins	5	56	11.2	35t	1	54	Eugene Wilson	74
55	Rod Shoate	5	50	10.0	42t	1	55	Mike Vrabel	73
56	Jimmy Hitchcock	4	118	29.5	100t	1	56	Johnny Rembert	70
57	Harlon Barnett	4	91	22.8	40	0	57	Jay Cunningham	70
58	Willie McGinest	4	90	22.5	46t	2	58	Gino Cappelletti	68
59	Larry Whigham	4	81	20.3	60t	1	59	Terry Ray	66
60	Gino Cappelletti	4	68	17.0	27	0	60	Adalio Thomas	65

NEW ENGLAND PATRIOTS 2008 STATS PACK

ALL-TIME PUNTING LEADERS

PATRIOTS ALL-TIME PUNTING LEADERS (By Average)								
Rk	Name	No	Yds	Avg	LG	TB	In20	Blk
1	Tom Tupa	215	9602	44.7	73	30	51	1
2	Josh Miller	175	7628	43.6	69	16	53	1
3	Luke Prestridge	44	1884	42.8	89	5	8	0
4	Rich Camarillo	468	19922	42.6	76	60	106	4
5	Chris Hanson	90	3829	42.5	70	15	32	1
6	Mike Saxon	73	3096	42.4	59	7	25	3
7	Lee Johnson	203	8578	42.3	76	22	57	0
8	Bryan Wagner	37	1557	42.1	57	4	13	0
9	Todd Sauerbrun	10	408	40.8	58	0	2	0
10	Bob Scarpitto	34	1382	40.6	87	na	na	2
11	Shawn McCarthy	169	6862	40.6	93	7	35	2
12	Terry Swanson	127	5081	40.0	62	na	na	2
13	Pat O'Neill	110	4355	39.6	67	9	39	0
14	Jeff Feagles	244	9626	39.5	74	18	55	3
15	Tom Janik	243	9516	39.2	na	na	na	1
16	Adam Wagner	14	548	39.1	54	0	0	0
17	Ken Walter	211	8141	38.6	58	14	73	2
18	Tom Yewcic	378	14553	38.5	70	na	na	9
19	Pat Studstill	75	2859	38.1	57	na	na	1
20	Mike Hubach	82	3118	38.0	69	4	14	0
21	Mike Patrick	225	8481	37.7	64	20	25	3
22	Bruce Barnes	100	3738	37.4	53	na	na	0
23	Dave Chapple	26	967	37.2	57	na	na	0
24	Jim Fraser	55	2044	37.2	68	na	na	2
25	Tom Greene	61	2253	36.9	66	na	na	1
26	Eddie Hare	83	3038	36.6	58	11	20	1
27	Brooks Barnard	10	365	36.5	49	1	4	0
28	Babe Parilli	5	180	36.0	45	na	na	0
29	Tom Brady	1	36	36.0	36	0	1	0
30	Jerrel Wilson	54	1921	35.6	57	4	14	0
31	Alan Herline	25	861	34.4	50	4	1	1
32	Ed Wilson	6	194	32.3	49	na	na	1
33	Clyde Washington	17	539	31.7	48	na	na	0
34	Adam Vinatieri	2	60	30.0	33	0	2	0
35	Ken Hartly	9	266	29.6	41	2	0	0
36	Matt Bahr	1	29	29.0	29	1	0	0
37	Jeff White	6	163	27.2	51	na	na	0

PATRIOTS PUNTING LEADERS (Yardage)					
Rk	Name	No	Yds	Avg	LG
1	Rich Camarillo	468	19922	42.6	76
2	Tom Yewcic	378	14553	38.5	70
3	Jeff Feagles	244	9626	39.5	74
4	Tom Tupa	215	9602	44.7	73
5	Tom Janik	243	9516	39.2	na
6	Lee Johnson	203	8578	42.3	76
7	Mike Patrick	225	8481	37.7	64
8	Ken Walter	211	8141	38.6	58
9	Josh Miller	175	7628	43.6	69
10	Shawn McCarthy	169	6862	40.6	93
11	Terry Swanson	127	5081	40.0	62
12	Pat O'Neill	110	4355	39.6	67
13	Chris Hanson	90	3829	42.4	70
14	Bruce Barnes	100	3738	37.4	53
15	Mike Hubach	82	3118	38.0	69
16	Mike Saxon	73	3096	42.4	59
17	Eddie Hare	83	3038	36.6	58
18	Pat Studstill	75	2859	38.1	57
19	Tom Greene	61	2253	36.9	66
20	Jim Fraser	55	2044	37.2	68
21	Jerrel Wilson	54	1921	35.6	57
22	Luke Prestridge	44	1884	42.8	89
23	Bryan Wagner	37	1557	42.1	57
24	Bob Scarpitto	34	1382	40.6	87
25	Dave Chapple	26	967	37.2	57
26	Alan Herline	25	861	34.4	50
27	Adam Wagner	14	548	39.1	54
28	Clyde Washington	17	539	31.7	48
29	Todd Sauerbrun	10	408	40.8	58
30	Brooks Barnard	10	365	36.5	49
31	Ken Hartly	9	266	29.6	41
32	Ed Wilson	6	194	32.3	49
33	Babe Parilli	5	180	36.0	45
34	Jeff White	6	163	27.2	51
35	Adam Vinatieri	2	60	30.0	33
36	Tom Brady	1	36	36.0	36
37	Matt Bahr	1	29	29.0	29

NEW ENGLAND PATRIOTS 2008 STATS PACK

THE LAST TIME

(REGULAR SEASON)

OVERTIME VICTORY

Patriots 23, Texans 20 at Houston on Nov. 23, 2003

OVERTIME LOSS

Jets 34, Patriots 31 at Gillette Stadium, Nov. 13, 2008

TIED GAME

Patriots 31, Chargers 31 at San Diego on Oct. 8, 1967

SHUTOUTS

Patriots: 35-0 at Green Bay on Nov. 19, 2006

Opponents: 0-21 at Miami on Dec. 10, 2006

TOUCHDOWNS SCORED BY OFFENSE, DEFENSE AND SPECIAL TEAMS

Patriots: at Cleveland on Dec. 5, 2004

AT LEAST 6 TOUCHDOWNS

Patriots: 7 at Oakland on Dec. 14, 2008 (4, passing, 2 rushing, 1 kickoff return)

GAME OPENING SCORES

SCORING A TOUCHDOWN ON OPENING KICKOFF

Patriots: at Cleveland on Dec. 5, 2004 (Bethel Johnson - 93 yards)

SCORING A TOUCHDOWN ON FIRST PLAY FROM SCRIMMAGE

Patriots:

Opponents: Buffalo on Sept. 10, 2006 (London Fletcher-Baker 5-yd FR returned for TD)

SCORING A TOUCHDOWN ON OPENING DRIVES

Patriots: vs. Arizona on Dec. 21, 2008 (7-33; 3:47)

Opponents: at New York Giants on Dec. 29, 2007 (7-74; 4:01)

SCORING A TOUCHDOWN ON FIRST TWO DRIVES

Patriots: vs. Arizona on Dec. 21, 2008 (7-33; 3:47)(7-55; 3:03)

Opponents: Indianapolis on Nov. 5, 2006 (9-68; 4:43)(8-82; 4:29)

OFFENSIVE TEAM TOTALS

400 TOTAL NET YARDS

Patriots: 514 vs Arizona on Dec. 21, 2008 (183 rush, 331 pass)

Opponents: 404 at San Diego on Oct. 12, 2008 (98 rush, 306 pass)

500 TOTAL NET YARDS

Patriots: 514 vs Arizona on Dec. 21, 2008 (183 rush, 331 pass)

Opponents: 525, at Miami on Sept. 4, 1994 (69 rush, 456 pass)

200 NET YARDS RUSHING

Patriots: 277, at Oakland on Dec. 14, 2008

Opponents: 216, vs. Miami on Sept. 21, 2008

300 NET YARDS RUSHING

Patriots: 328, vs. N.Y. Jets on Sept. 18, 1983

Opponents: 306, at Philadelphia on Nov. 4, 1990

300 NET YARDS PASSING

Patriots: 331 vs Arizona on Dec. 21, 2008

Opponents: 330 at Miami on Nov. 23, 2008

400 NET YARDS PASSING

Patriots: 408 at Miami on Nov. 23, 2008

Opponents: 413, vs. Jacksonville on Sept. 22, 1996

NO SACKS ALLOWED

Patriots: at Indianapolis on Nov. 2, 2008

Opponents: at Indianapolis on Nov. 2, 2008

NO SACKS ALLOWED BY BOTH TEAMS

Both Teams: at Indianapolis on Nov. 2, 2008

NO TURNOVERS - BOTH TEAMS

Both Teams: at New York Jets on Sept. 9, 2007

NEW ENGLAND PATRIOTS 2008 STATS PACK
THE LAST TIME

INDIVIDUAL OFFENSIVE PERFORMANCES

RUSHING

100 YARDS RUSHING

Patriots: 117, Sammy Morris at. Oakland on Dec. 14, 2008

Opponents: 104, Thomas Jones vs. New York Jets on Nov. 13, 2008

200 YARDS RUSHING

Patriots: 212, Tony Collins vs. NY Jets on Sept. 18, 1983

Opponents: 217, LaDainian Tomlinson at San Diego on Sept. 29, 2002

2 RUSHING TOUCHDOWNS

Patriots: 2, LaMont Jordan vs. Arizona on Dec. 21, 2008

Opponents: 4, Ronnie Brown vs. Miami on Sept. 21, 2008

3 OR MORE RUSHING TOUCHDOWNS

Patriots: 3, Corey Dillon vs. Detroit on Dec. 3, 2006

Opponents: 4, Ronnie Brown vs. Miami on Sept. 21, 2008

RECEIVING

10 OR MORE RECEPTIONS

Patriots: 12, Wes Welker at Seattle on Dec. 7, 2008

Opponents: 10, TJ Houshmandzadeh at Cincinnati on Oct. 1, 2007

100 YARDS RECEIVING

Patriots: 134, Wes Welker at Seattle on Dec. 7, 2008

Opponents: 163, Donnie Avery vs. St. Louis on Oct. 26, 2008

2 RECEIVING TOUCHDOWNS

Patriots: 2, Randy Moss at Oakland on Dec. 14, 2008

Opponents: 2, Plaxico Burress at New York Giants on Dec. 29, 2007

3 OR MORE RECEIVING TOUCHDOWNS

Patriots: 3, Randy Moss at Miami on Nov. 23, 2008

Opponents: 3, Marvin Harrison vs. Indianapolis on Sept. 19, 1999

4 OR MORE RECEIVING TOUCHDOWNS

Patriots: 4, Randy Moss at Buffalo on Nov. 18, 2007

PASSING

300-YARD PASSER

Patriots: 345, Matt Cassel vs Arizona on Dec. 21, 2008

Opponents: 341, Chad Pennington at Miami on Nov. 23, 2008

400-YARD PASSER

Patriots: 415, Matt Cassel at Miami on Nov. 23, 2008

Opponents: 401, Kurt Warner vs. St. Louis on Nov. 18, 2001

4 TOUCHDOWN PASSES

Patriots: 4, Matt Cassel at. Oakland on Dec. 14, 2008

Opponents: 4, Eli Manning at New York Giants on Dec. 29, 2007

5 TOUCHDOWN PASSES

Patriots: 5, Tom Brady at Buffalo on Nov. 18, 2007

Opponents: 5, Dan Marino at Miami on Sept. 4, 1996

NEW ENGLAND PATRIOTS 2008 STATS PACK

THE LAST TIME

MULTIPLE MILESTONE PERFORMANCES

TWO 100-YARD RUSHERS

Patriots: Tony Collins (103) and Mark van Eeghen (100) at Seattle on Dec. 19, 1982
Opponents: Randall Cunningham (124) and Heath Sherman (113) vs. Philadelphia on Nov. 4, 1990

2 RECEIVERS TO HAVE 10 OR MORE RECEPTIONS

Patriots: Leroy Thompson (11), Michael Timpson (10), Ben Coates (10) vs. Minnesota on 11/13/94
Opponents: none

TWO 100-YARD RECEIVERS

Patriots: Randy Moss (125), Wes Welker (120) at Miami on Nov. 23, 2008
Opponents: Jericho Cotchery (121), Laveranues Coles (100) at New York Jets on Sept. 17, 2006

100-YARD RUSHER AND 100-YARD RECEIVER

Patriots: BenJarvus Green-Ellis (105 rush) and Wes Welker (107 rec.) vs. Buffalo on Nov. 9, 2008
Opponents: Joseph Addai (112 rush and 114 rec.) at Indianapolis on Nov. 4, 2007

100-YARD RUSHER, 100-YARD RECEIVER, 300-YARD PASSER

Patriots: Laurence Maroney (103 rush), Randy Moss (115 rec.) and Tom Brady (311 passing) vs. Buffalo on Sept. 23, 2007
Opponents: E. James (104 rush), Marvin Harrison (128 rec.), Reggie Wayne (124 rec.)
and Peyton Manning (321 passing) vs. Indianapolis 11/7/05

TOUCHDOWN RUSH, TOUCHDOWN RECEPTION, TOUCHDOWN PASS

Patriots: David Patten (29-yd run, 91 and 6-yd rec., 60-yd pass) at Indianapolis on Oct. 21, 2001
Opponents: none

INDIVIDUAL DEFENSIVE PERFORMANCES

INTERCEPTION RETURNED FOR A TOUCHDOWN

Patriots: 5 yards, Eugene Wilson (Kellen Clemens) vs. NY Jets on Dec. 16, 2007
Opponents: 36 yards, Jason Taylor (Matt Cassel) at Miami on Oct. 21, 2007

TWO INTERCEPTIONS RETURNED FOR TOUCHDOWNS

Patriots: Otis Smith (76 yards) and Ty Law (46 yards) at Carolina on Jan. 6, 2002

AT LEAST TWO INTERCEPTIONS

Patriots: 2, Asante Samuel (AJ Feeley) vs. Philadelphia on Nov. 25, 2007
Opponents: 2, Cato June vs. Indianapolis on Nov. 5, 2006

AT LEAST THREE INTERCEPTIONS

Patriots: 3, Asante Samuel vs. Chicago on Nov. 26, 2006
Opponents: 3, Greg Wesley at Kansas City on Nov. 27, 2005

FUMBLE RECOVERED IN THE END ZONE FOR A TOUCHDOWN

Patriots: Jarvis Green vs. Baltimore on Nov. 28, 2004
Opponents: Leonard Little at St. Louis on Nov. 7, 2004

FUMBLE RETURNED FOR A TOUCHDOWN

Patriots: Ellis Hobbs (35 yards) at Buffalo on Nov. 18, 2007
Opponents: Jason Hatcher (29 yards) at Dallas on Oct. 14, 2007

AT LEAST THREE QUARTERBACK SACKS

Patriots: 3, Mike Vrabel vs. Miami on Dec. 23, 2007
Opponents: 3, Mike Mamula at Philadelphia on Dec. 19, 1999

SAFETY

Patriots: Ty Warren sack of JP Losman vs. Buffalo on Sept. 10, 2006
Opponents: Tom Brady (sacked) fumble recovered in end zone by Heath Evans (Jared DeVries)
vs. Detroit on Dec. 3, 2006

NEW ENGLAND PATRIOTS 2008 STATS PACK

THE LAST TIME

INDIVIDUAL SPECIAL TEAMS PERFORMANCES

KICKOFF RETURNED FOR TOUCHDOWN

Patriots: Ellis Hobbs (95 yards) at Oakland on Dec. 14, 2008

Opponents: Justin Miller (91 yards) at Oakland on Dec. 14, 2008

PUNT RETURNED FOR TOUCHDOWN

Patriots: Troy Brown (68 yards) at Carolina on Jan. 6, 2002

Opponents: Pacman Jones (81 yards) at Tennessee on Dec. 31, 2006

BLOCKED PUNT

Patriots: Kelley Washington (Ben Graham) vs. NY Jets on Dec. 16, 2007

Opponents: David Bowens (Chris Hanson) vs. NY Jets on Dec. 16, 2007

BLOCKED PUNT RETURNED/RECOVERED FOR A TOUCHDOWN

Patriots: Tedy Bruschi (4 yards) at Baltimore on Oct. 6, 1996

Opponents: David Bowens (Chris Hanson) 26 yards vs. NY Jets on Dec. 16, 2007

BLOCKED FIELD GOAL ATTEMPT

Patriots: Richard Seymour (Robbie Gould) 45-yard attempt vs. Chicago on Nov. 26, 2006

Opponents: Dmonique Foxworth (Stephen Gostkowski) 37-yard attempt vs. Denver on Sept. 24, 2006

MULTIPLE BLOCKED KICKS

Patriots: Chad Eaton at Buffalo on Dec. 17, 2000 (2 Steve Christie FG Attempts)

FAKE PUNT

Patriots: vs. Cincinnati on Dec. 12, 2004 (Upback Larry Izzo rush for 0 yds)

FAKE FIELD GOAL ATTEMPT

Patriots: vs. St. Louis on Nov. 7, 2004 (Vinatieri TD pass to Troy Brown)

Opponents: vs. Cincinnati on Dec. 12, 2004 (Holder Kyle Larson 19-yd TD run)

FAKE PAT ATTEMPT

Patriots: Kansas City on Sept. 22, 2002 (Ken Walter run failed)

BLOCKED PAT

Patriots: Vince Wilfork at Oakland on Dec. 14, 2008 (Sebastian Janikowski)

Opponents: Tony Brown at Tennessee on Dec. 31, 2006 (Stephen Gostkowski)

PAT KICK MISSED (not blocked)

Patriots: Adam Vinatieri vs. Buffalo on Oct. 27, 1996 (wide left)

Opponents: Doug Pelfrey at Cincinnati on Sept. 18, 1994 (wide right)

4 FIELD GOALS IN A GAME

Patriots: Stephen Gostkowski (4-of-4) vs. Arizona on December 21, 2008

Opponents: Lawrence Tynes (4-of-4) at Kansas City on Nov. 27, 2005

5 FIELD GOALS IN A GAME

Patriots: Adam Vinatieri (5-of-5) vs. Buffalo on Nov. 14, 2004

Opponents: Olindo Mare (6-of-6) vs. Miami on Oct. 17, 1999


Bold Indicates 2008 Entry

2008 SEASON – GAME #1

NEW ENGLAND PATRIOTS 17, KANSAS CITY CHIEFS 10

Sunday, Sept. 7, 2008 ★ Gillette Stadium, Foxborough, Mass.★ 1:00 p.m. EDT

Att: 68,756 ★ Surface: Field Turf ★ Weather: Sunny and warm ★ Temp: 75°F ★ Wind: NW 15 mph ★ Time of Game: 2:49



SCORING SUMMARY

	1	2	3	4	F
Kansas City (0-1-0)	0	3	0	7	10
New England (1-0-0) «	0	7	7	3	17

TEAM STATISTICS

	Visitor: KC	Home: NE
TOTAL FIRST DOWNS	14	18
THIRD DOWN EFFICIENCY	8-16-50%	7-13-54%
FOURTH DOWN EFFICIENCY	0-1-0%	0-0-0%
TOTAL NET YARDS	284	338
Total Offensive Plays	62	59
NET YARDS RUSHING	102	126
NET YARDS PASSING	182	212
PUNTS Number and Average	6-43.2	4-50.5
PENALTIES Number and Yards	2/15	3/30
FUMBLES Number and Lost	0/0	3/2
EXTRA POINTS Made-Attempts	1/1	2/2
FIELD GOALS Made-Attempts	1/1	1/1
RED ZONE EFFICIENCY	1-2-50%	2-3-67%
TIME OF POSSESSION	30:11	29:49

SCORING PLAYS

Team	Qtr	Time	Play Description (Extra Point) (Drive Info)	Visitor	Home
Patriots	2	11:45	R.Moss 10 yd. pass from M.Cassel (S.Gostkowski kick) (10-98, 4:51)	0	7
Chiefs	2	0:17	N.Novak 40 yd. Field Goal (13-51, 5:43)	3	7
Patriots	3	3:01	S.Morris 5 yd. run (S.Gostkowski kick) (11-80, 6:14)	3	14
Chiefs	4	13:06	D.Bowe 13 yd. pass from D.Huard (N.Novak kick) (10-63, 4:55)	10	14
Patriots	4	2:26	S.Gostkowski 37 yd. Field Goal (10-34, 4:55)	10	17

INDIVIDUAL STATISTICS

KANSAS CITY CHIEFS

RUSHING	ATT	YDS	AVG	LG	TD
L.Johnson	22	74	3.4	22	0
J.Charles	5	28	5.6	11	0
Total	27	102	3.8	22	0

PASSING	ATT	CMP	YDS	SK/YD	TD	LG	IN	RT
B.Croyle	19	11	88	1/10	0	20	0	69.6
D.Huard	12	8	118	3/14	1	68	1	91.7
Total	31	19	206	4/24	1	68	1	78.2

PASS RECEIVING	NO	YDS	AVG	LG	TD
T.Gonzalez	6	55	9.2	20	0
D.Bowe	5	49	9.8	13	1
J.Webb	2	10	5.0	6	0
J.Charles	2	6	3.0	4	0
M.Cox	2	6	3.0	4	0
D.Darling	1	68	68.0	68	0
L.Johnson	1	12	12.0	12	0
Total	19	206	10.8	68	1

INTERCEPTIONS	NO	YDS	AVG	LG	TD
Total	0	0	0	0	0

PUNTING	NO	YDS	AVG	TB	IN20	LG
D.Colquitt	6	259	43.2	1	3	55
Total	6	259	43.2	1	3	55

PUNT RETURNS	NO	YDS	AVG	FC	LG	TD
B.Sams	1	7	7.0	0	7	0
[DOWNED]	1	0	0.0	0	0	0
[TOUCHBACK]	2	0	0.0	0	0	0
Returns	1	7	7.0	0	7	0

KICKOFF RETURNS	NO	YDS	AVG	FC	LG	TD
B.Sams	2	50	25.0	0	31	0
D.Savage	2	48	24.0	0	24	0
Returns	4	98	24.5	0	31	0

NEW ENGLAND PATRIOTS

RUSHING	ATT	YDS	AVG	LG	TD
S.Morris	10	53	5.3	22	1
L.Maroney	10	51	5.1	17	0
M.Cassel	4	13	3.3	9	0
L.Jordan	2	6	3.0	5	0
H.Evans	2	3	1.5	3	0
Total	28	126	4.5	22	1

PASSING	ATT	CMP	YDS	SK/YD	TD	LG	IN	RT
M.Cassel	18	13	152	2/16	1	51	0	116.0
T.Brady	11	7	76	0/0	0	26	0	83.9
Total	29	20	228	2/16	1	51	0	103.8

PASS RECEIVING	NO	YDS	AVG	LG	TD
R.Moss	6	116	19.3	51	1
W.Welker	6	51	8.5	13	0
S.Morris	5	34	6.8	11	0
D.Thomas	2	24	12.0	18	0
K.Washington	1	3	3.0	3	0
Total	20	228	11.4	51	1

INTERCEPTIONS	NO	YDS	AVG	LG	TD
E.Hobbs	1	3	3.0	3	0
Total	1	3	3.0	3	0

PUNTING	NO	YDS	AVG	TB	IN20	LG
C.Hanson	4	202	50.5	2	1	70
Total	4	202	50.5	2	1	70


PUNT RETURNS	NO	YDS	AVG	FC	LG	TD
D.O'Neal	2	2	1.0	1	2	0
[DOWNED]	2	0	0.0	0	0	0
[TOUCHBACK]	1	0	0.0	0	0	0
Returns	2	2	1.0	1	2	0

KICKOFF RETURNS	NO	YDS	AVG	FC	LG	TD
E.Hobbs	2	70	35.0	0	51	0
M.Slater	1	0	0.0	0	0	0
Returns	3	70	23.3	0	51	0

2008 SEASON – GAME #2

NEW ENGLAND PATRIOTS 19, NEW YORK JETS 10

Sunday, Sept. 14, 2008 ★ The Meadowlands, East Rutherford, NJ ★ 4:15 p.m. EDT
 Att: 78,554 ★ Surface: Field Turf ★ Weather: Partly cloudy ★ Temp: 90°F ★ Wind: SSW 12 mph ★ Time of Game: 2:41



SCORING SUMMARY

	1	2	3	4	F
New England (2-0-0) «	3	3	10	3	19
New York Jets (1-1-0)	0	3	0	7	10

TEAM STATISTICS

	Visitor: NE	Home: NYJ
TOTAL FIRST DOWNS	18	12
THIRD DOWN EFFICIENCY	6-14-43%	6-12-50%
FOURTH DOWN EFFICIENCY	1-1-100%	0-0-0%
TOTAL NET YARDS	260	256
Total Offensive Plays	59	49
NET YARDS RUSHING	104	104
NET YARDS PASSING	156	152
PUNTS Number and Average	3-50.0	4-40.5
PENALTIES Number and Yards	2/10	6/60
FUMBLES Number and Lost	0/0	0/0
EXTRA POINTS Made-Attempts	1/1	1/1
FIELD GOALS Made-Attempts	4/4	1/2
RED ZONE EFFICIENCY	1-2-50%	1-3-33%
TIME OF POSSESSION	31:35	28:25

SCORING PLAYS

Team	Qtr	Time	Play Description (Extra Point) (Drive Info)	Visitor	Home
Patriots	1	3:00	S.Gostkowski 21 yd. Field Goal (12-76, 5:57)	3	0
Patriots	2	13:16	S.Gostkowski 37 yd. Field Goal (9-29, 3:38)	6	0
Jets	2	7:28	J.Feely 21 yd. Field Goal (11-77, 5:48)	6	3
Patriots	3	6:20	S.Morris 1 yd. run (S.Gostkowski kick) (6-31, 3:00)	13	3
Patriots	3	0:17	S.Gostkowski 28 yd. Field Goal (9-30, 4:32)	16	3
Jets	4	10:18	C.Stuckey 2 yd. pass from B.Favre (J.Feely kick) (10-80, 4:59)	16	10
Patriots	4	5:18	S.Gostkowski 27 yd. Field Goal (11-71, 5:00)	19	10

INDIVIDUAL STATISTICS

NEW ENGLAND PATRIOTS

RUSHING	ATT	YDS	AVG	LG	TD
L.Jordan	11	62	5.6	11	0
L.Maroney	8	16	2.0	6	0
K.Faulk	3	16	5.3	7	0
M.Cassel	1	7	7.0	7	0
H.Evans	1	3	3.0	3	0
S.Morris	8	0	0.0	3	1
Total	32	104	3.3	11	1

PASSING	ATT	CMP	YDS	SK/YD	TD	LG	IN	RT
M.Cassel	23	16	165	4/9	0	26	0	89.9
Total	23	16	165	4/9	0	26	0	89.9

PASS RECEIVING	NO	YDS	AVG	LG	TD
W.Welker	7	72	10.3	26	0
K.Faulk	4	50	12.5	22	0
R.Moss	2	22	11.0	14	0
S.Morris	2	7	3.5	4	0
D.Thomas	1	14	14.0	14	0
Total	16	165	10.3	26	0

INTERCEPTIONS	NO	YDS	AVG	LG	TD
B.Meriweather	1	6	6.0	6	0
Total	1	6	6.0	6	0

PUNTING	NO	YDS	AVG	TB	IN20	LG
C.Hanson	3	150	50.0	2	0	59
Total	3	150	50.0	2	0	59

PUNT RETURNS	NO	YDS	AVG	FC	LG	TD
K.Faulk	3	53	17.7	0	24	0
[OUT OF BOUNDS]	1	0	0.0	0	0	0
Returns	3	53	17.7	0	24	0

KICKOFF RETURNS	NO	YDS	AVG	FC	LG	TD
E.Hobbs	2	53	26.5	0	32	0
[TOUCHBACK]	1	0	0.0	0	0	0
Returns	2	53	26.5	0	32	0

NEW YORK JETS

RUSHING	ATT	YDS	AVG	LG	TD
T.Jones	17	70	4.1	16	0
L.Washington	2	28	14.0	17	0
B.Favre	2	6	3.0	4	0
Total	21	104	5.0	17	0

PASSING	ATT	CMP	YDS	SK/YD	TD	LG	IN	RT
B.Favre	26	18	181	2/29	1	54	1	85.6
Total	26	18	181	2/29	1	54	1	85.6

PASS RECEIVING	NO	YDS	AVG	LG	TD
C.Stuckey	4	43	10.8	28	1
L.Washington	4	22	5.5	13	0
L.Coles	3	72	24.0	54	0
B.Franks	2	-4	-2.0	1	0
T.Jones	2	5	2.5	8	0
J.Cotchery	1	20	20.0	20	0
D.Keller	1	19	19.0	19	0
T.Richardson	1	4	4.0	4	0
Total	18	181	10.1	5	1

INTERCEPTIONS	NO	YDS	AVG	LG	TD
Total	0	0	0.0	0	0

PUNTING	NO	YDS	AVG	TB	IN20	LG
B.Graham	4	162	40.5	0	0	55
Total	4	162	40.5	0	0	55

PUNT RETURNS	NO	YDS	AVG	FC	LG	TD
[OUT OF BOUNDS]	1	0	0.0	0	0	0
[TOUCHBACK]	2	0	0.0	0	0	0
Returns	0	0	0.0	0	0	0

KICKOFF RETURNS	NO	YDS	AVG	FC	LG	TD
L.Washington	1	24	24.0	0	24	0
[TOUCHBACK]	5	0	0.0	0	0	0
Returns	1	24	24.0	0	24	0

2008 SEASON – GAME #3

NEW ENGLAND PATRIOTS 13, MIAMI DOLPHINS 38

Sunday, Sept. 21, 2008 ★ Gillette Stadium, Foxborough, Mass. ★ 1:00 p.m. EDT
 Att: 68,756 ★ Surface: Field Turf ★ Weather: Sunny ★ Temp: 72°F ★ Wind: N 1 mph ★ Time of Game: 2:49



SCORING SUMMARY

	1	2	3	4	F
Miami (1-2-0) «	7	14	7	10	38
New England (2-1-0)	0	6	7	0	13

TEAM STATISTICS

	Visitor: MIA	Home: NE
TOTAL FIRST DOWNS	23	14
THIRD DOWN EFFICIENCY	4-9-44%	4-15-27%
FOURTH DOWN EFFICIENCY	0-0-0%	2-3-67%
TOTAL NET YARDS	461	215
Total Offensive Plays	57	59
NET YARDS RUSHING	216	78
NET YARDS PASSING	245	137
PUNTS Number and Average	4-47.3	3-40.3
PENALTIES Number and Yards	5/35	2/10
FUMBLES Number and Lost	1/0	2/1
EXTRA POINTS Made-Attempts	5/5	1/1
FIELD GOALS Made-Attempts	1/1	2/2
RED ZONE EFFICIENCY	4-4-100%	1-3-3%
TIME OF POSSESSION	32:33	27:27

SCORING PLAYS

Team	Qtr	Time	Play Description (Extra Point) (Drive Info)	Visitor	Home
Dolphins	1	2:29	R.Brown 2 yd. run (D.Carpenter kick) (8-74, 3:44)	7	0
Patriots	2	11:31	S.Gostkowski 37 yd. Field Goal (13-56, 5:58)	7	3
Dolphins	2	8:19	R.Brown 15 yd. run (D.Carpenter kick) (6-79, 3:12)	14	3
Patriots	2	4:54	S.Gostkowski 44 yd. Field Goal (8-40, 3:25)	14	6
Dolphins	2	0:59	R.Brown 5 yd. run (D.Carpenter kick) (9-77, 3:55)	21	6
Dolphins	3	5:46	A.Fasano 19 yd. pass from R.Brown (D.Carpenter kick) (10-79, 6:25)	28	6
Patriots	3	3:20	J.Gaffney 5 yd. pass from M.Cassel (S.Gostkowski kick) (7-23, 2:26)	28	13
Dolphins	4	14:49	R.Brown 62 yd. run (D.Carpenter kick) (6-85, 3:31)	35	13
Dolphins	4	6:08	D.Carpenter 39 yd. Field Goal (7-41, 4:34)	38	13

INDIVIDUAL STATISTICS

MIAMI DOLPHINS

RUSHING	ATT	YDS	AVG	LG	TD
R.Brown	17	113	6.6	62	4
R.Williams	16	98	6.1	28	0
P.Cobbs	3	5	1.7	4	0
Total	36	216	6.0	62	4

PASSING	ATT	CMP	YDS	SK/YD	TD	LG	IN	RT
C.Pennington	20	17	226	0/0	0	33	0	113.8
R.Brown	1	1	19	0/0	1	19	0	158.3
Total	21	18	245	0/0	1	33	0	131.2

PASS RECEIVING	NO	YDS	AVG	LG	TD
Ginn	5	49	9.8	18	0
G.Camarillo	4	60	15.0	33	0
A.Fasano	3	66	22.0	24	1
R.Williams	2	21	10.5	12	0
D.Martin	1	21	21.0	21	0
E.Wilford	1	15	15.0	15	0
R.Brown	1	9	9.0	9	0
D.Bess	1	4	4.0	4	0
Total	18	245	13.6	33	1

INTERCEPTIONS	NO	YDS	AVG	LG	TD
R.Starks	1	8	8.0	8	0
Total	1	8	8.0	8	0

PUNTING	NO	YDS	AVG	TB	IN20	LG
B.Fields	4	189	47.3	0	2	60
Total	4	189	47.3	0	2	60

PUNT RETURNS	NO	YDS	AVG	FC	LG	TD
D.Bess	1	10	10.0	1	10	0
[DOWNED]	1	0	0.0	0	0	0
Returns	1	10	10.0	1	0	0

KICKOFF RETURNS	NO	YDS	AVG	FC	LG	TD
D.Bess	3	47	15.7	0	18	0
[TOUCHBACK]	1	0	0.0	0	0	0
Returns	3	47	15.7	0	18	0

NEW ENGLAND PATRIOTS

RUSHING	ATT	YDS	AVG	LG	TD
S.Morris	9	27	3.0	17	0
L.Jordan	6	22	3.7	9	0
W.Welker	1	19	19.0	19	0
K.Faulk	1	6	6.0	6	0
M.Cassel	2	4	2.0	2	0
Total	19	78	4.1	19	0

PASSING	ATT	CMP	YDS	SK/YD	TD	LG	IN	RT
M.Cassel	31	19	131	4/17	1	21	1	68.1
K.O'Connell	4	3	25	1/2	0	12	0	90.6
Total	35	22	156	5/19	1	21	1	70.7

PASS RECEIVING	NO	YDS	AVG	LG	TD
W.Welker	6	55	9.2	21	0
J.Gaffney	6	51	8.5	12	1
R.Moss	4	25	6.3	7	0
K.Faulk	2	6	3.0	4	0
S.Aiken	1	9	9.0	9	0
B.Watson	1	6	6.0	6	0
D.Thomas	1	4	4.0	4	0
S.Morris	1	0	0.0	0	0
Total	22	156	7.1	21	1

INTERCEPTIONS	NO	YDS	AVG	LG	TD
Total	0	0	0.0	0	0

PUNTING	NO	YDS	AVG	TB	IN20	LG
C.Hanson	3	121	40.3	0	1	48
Total	3	121	40.3	0	1	48

PUNT RETURNS	NO	YDS	AVG	FC	LG	TD
K.Faulk	2	34	17.0	2	19	0
Returns	2	34	17.0	2	19	0

KICKOFF RETURNS	NO	YDS	AVG	FC	LG	TD
E.Hobbs	6	237	39.5	0	81	0
K.Faulk	1	11	11.0	0	11	0
Returns	7	248	35.4	0	81	0

2008 SEASON – GAME #4

NEW ENGLAND PATRIOTS 30, SAN FRANCISCO 49ERS 21

Sunday, Oct. 5, 2008 ★ Candlestick Park, San Francisco, CA ★ 4:15 p.m. EDT

Att: 67,650 ★ Surface: Natural Grass ★ Weather: Sunny ★ Temp: 67°F ★ Wind: NW 8 mph ★ Time of Game: 3:10



SCORING SUMMARY

	1	2	3	4	F
New England (3-1-0) «	7	10	7	6	30
San Francisco (2-3-0)	14	0	0	7	21

SCORING PLAYS

Team	Qtr	Time	Play Description (Extra Point) (Drive Info)	Visitor	Home
49ers	1	8:57	F.Gore 16 yd. pass from J.O'Sullivan (J.Nedney kick) (4-30, 1:35)	0	7
Patriots	1	7:35	R.Moss 66 yd. pass from M.Cassel (S.Gostkowski kick) (3-68, 1:22)	7	7
49ers	1	5:25	I.Bruce 6 yd. pass from J.O'Sullivan (J.Nedney kick) (4-64, 2:10)	7	14
Patriots	2	5:22	S.Gostkowski 35 yd. Field Goal (13-40, 6:16)	10	14
Patriots	2	0:06	K.Faulk 2 yd. run (S.Gostkowski kick) (12-80, 2:58)	17	14
Patriots	3	5:25	K.Faulk 2 yd. run (S.Gostkowski kick) (6-24, 2:34)	24	14
Patriots	4	14:53	S.Gostkowski 40 yd. Field Goal (8-37, 3:21)	27	14
49ers	4	10:22	I.Bruce 5 yd. pass from J.O'Sullivan (J.Nedney kick) (11-80, 4:31)	27	21
Patriots	4	4:42	S.Gostkowski 49 yd. Field Goal (10-41, 5:40)	30	21

INDIVIDUAL STATISTICS

NEW ENGLAND PATRIOTS

RUSHING	ATT	YDS	AVG	LG	TD
S.Morris	16	63	3.9	14	0
K.Faulk	7	32	4.6	10	2
L.Maroney	10	26	2.6	5	0
L.Jordan	5	16	3.2	9	0
M.Cassel	4	5	1.3	6	0
R.Moss	1	2	2.0	2	0
Total	43	144	3.3	14	2

PASSING	ATT	CMP	YDS	SK/YD	TD	LG	IN	RT
M.Cassel	32	22	259	5/26	1	66	2	77.5
Total	32	22	259	5/26	1	66	2	77.5

PASS RECEIVING	NO	YDS	AVG	LG	TD
W.Welker	8	73	9.1	20	0
R.Moss	5	111	22.2	66	1
K.Faulk	4	29	7.3	10	0
J.Gaffney	3	35	11.7	13	0
B.Watson	2	11	5.5	7	0
Total	22	259	11.8	66	1

INTERCEPTIONS	NO	YDS	AVG	LG	TD
B.Meriweather	1	0	0.0	0	0
R.Harrison	1	0	0.0	0	0
D.O'Neal	1	0	0.0	0	0
Total	3	0	0.0	0	0

PUNTING	NO	YDS	AVG	TB	IN20	LG
C.Hanson	4	142	35.5	1	1	50
Total	4	142	35.5	1	1	50

PUNT RETURNS	NO	YDS	AVG	FC	LG	TD
K.Faulk	2	19	9.5	1	13	0
[DOWNED]	1	0	0.0	0	0	0
[TOUCHBACK]	1	0	0.0	0	0	0
[TOUCHBACK]	1	0	0.0	0	0	0
Returns	2	19	9.5	1	13	0

KICKOFF RETURNS	NO	YDS	AVG	FC	LG	TD
E.Hobbs	3	84	28.0	0	35	0
M.Slater	1	18	18.0	0	18	0
Returns	4	102	25.5	0	35	0

TEAM STATISTICS

	Visitor: NE	Home: SF
TOTAL FIRST DOWNS	25	12
THIRD DOWN EFFICIENCY	8-17-47%	1-9-11%
FOURTH DOWN EFFICIENCY	1-1-100%	0-2-0%
TOTAL NET YARDS	377	199
Total Offensive Plays	80	48
NET YARDS RUSHING	144	77
NET YARDS PASSING	259	130
PUNTS Number and Average	4-35.5	5-54.0
PENALTIES Number and Yards	4/56	6/37
FUMBLES Number and Lost	1/0	0/0
EXTRA POINTS Made-Attempts	3/3	3/3
FIELD GOALS Made-Attempts	3/3	0/0
RED ZONE EFFICIENCY	2-3-67%	3-3-100%
TIME OF POSSESSION	39:52	20:08

SAN FRANCISCO 49ERS

RUSHING	ATT	YDS	AVG	LG	TD
F.Gore	12	54	4.5	16	0
J.O'Sullivan	6	23	3.8	8	0
Total	18	77	4.3	16	0

PASSING	ATT	CMP	YDS	SK/YD	TD	LG	IN	RT
J.O'Sullivan	29	14	130	1/8	3	38	3	55.9
Total	29	14	130	1/8	3	38	3	55.9

PASS RECEIVING	NO	YDS	AVG	LG	TD
F.Gore	4	24	6.0	16	1
I.Bruce	3	49	16.3	38	2
B.Johnson	3	27	9.0	14	0
J.Morgan	2	13	6.5	17	0
A.Battle	1	9	9.0	9	0
D.Walker	1	8	8.0	8	0
Total	14	130	9.3	38	3

INTERCEPTIONS	NO	YDS	AVG	LG	TD
T.Spikes	1	13	13.0	13	0
N.Clements	1	0	0.0	0	0
Total	2	13	6.5	13	0

PUNTING	NO	YDS	AVG	TB	IN20	LG
A.Lee	5	270	54.0	1	0	82
Total	5	270	54.0	1	0	82

PUNT RETURNS	NO	YDS	AVG	FC	LG	TD
N.Clements	1	13	13.0	0	13	0
A.Rossum	0	0	0.0	1	0	0
[OUT OF BOUNDS]	1	0	0.0	0	0	0
Returns	1	13	13.0	1	13	0


KICKOFF RETURNS	NO	YDS	AVG	FC	LG	TD
A.Rossum	3	77	25.7	0	34	0
K.Balmer	1	6	6.0	0	6	0
[TOUCHBACK]	3	0	0.0	0	0	0
Returns	4	83	20.8	0	34	0

2008 SEASON – GAME #5

NEW ENGLAND PATRIOTS 10, SAN DIEGO CHARGERS 30

Sunday, Oct. 12, 2008 ★ Qualcomm Stadium, San Diego, CA ★ 8:20 p.m. EDT

Att: 68,704 ★ Surface: Grass ★ Weather: Sunny ★ Temp: 69°F ★ Wind: WSW 8 mph ★ Time of Game: 3:03



SCORING SUMMARY

	1	2	3	4	F
New England (3-2-0)	0	3	0	7	10
San Diego (3-3-0) «	10	7	10	3	30

TEAM STATISTICS

	Visitor: NE	Home: SD
TOTAL FIRST DOWNS	18	19
THIRD DOWN EFFICIENCY	5-14-36%	3-10-30%
FOURTH DOWN EFFICIENCY	0-1-0%	0-0-0%
TOTAL NET YARDS	299	404
Total Offensive Plays	68	55
NET YARDS RUSHING	106	98
NET YARDS PASSING	193	306
PUNTS Number and Average	5-42.4	3-39.3
PENALTIES Number and Yards	6/73	3/20
FUMBLES Number and Lost	2/0	1/1
EXTRA POINTS Made-Attempts	1/1	3/3
FIELD GOALS Made-Attempts	1/1	2/2
RED ZONE EFFICIENCY	1-3-33%	2-5-40%
TIME OF POSSESSION	31:34	28:26

SCORING PLAYS

Team	Qtr	Time	Play Description (Extra Point) (Drive Info)	Visitor	Home
Chargers	1	10:41	N.Kaeding 25 yd. Field Goal (10-73, 4:19)	0	3
Chargers	1	3:58	M.Floyd 49 yd. pass from P.Rivers (N.Kaeding kick) (4-62, 1:55)	0	10
Patriots	2	7:13	S.Gostkowski 47 yd. Field Goal (7-14, 3:30)	3	10
Chargers	2	1:07	V.Jackson 4 yd. pass from P.Rivers (N.Kaeding kick) (4-31, 1:15)	3	17
Chargers	3	7:07	A.Gates 1 yd. pass from P.Rivers (N.Kaeding kick) (4-98, 2:05)	3	24
Chargers	3	4:20	N.Kaeding 35 yd. Field Goal (4-9, 2:35)	3	27
Chargers	4	10:50	N.Kaeding 23 yd. Field Goal (13-77, 6:50)	3	30
Patriots	4	5:18	S.Morris 1 yd. run (S.Gostkowski kick) (8-46, 3:41)	10	30

INDIVIDUAL STATISTICS

NEW ENGLAND PATRIOTS

RUSHING	ATT	YDS	AVG	LG	TD
K.Faulk	8	48	6.0	13	0
M.Cassel	7	29	4.1	9	0
S.Morris	10	26	2.6	7	1
H.Evans	1	3	3.0	3	0
Total	26	106	4.1	13	1

PASSING	ATT	CMP	YDS	SK/YD	TD	LG	IN	RT
M.Cassel	38	22	203	4/10	0	28	1	61.6
Total	38	22	203	4/10	0	28	1	61.6

PASS RECEIVING	NO	YDS	AVG	LG	TD
W.Welker	9	73	8.1	15	0
S.Morris	4	49	12.3	28	0
K.Faulk	3	29	9.7	17	0
R.Moss	3	26	8.7	15	0
D.Thomas	1	13	13.0	13	0
B.Green-Ellis	1	9	9.0	9	0
J.Gaffney	1	4	4.0	4	0
Total	22	203	9.2	28	0

INTERCEPTIONS	NO	YDS	AVG	LG	TD
Total	0	0	0.0	0	0

PUNTING	NO	YDS	AVG	TB	IN20	LG
C.Hanson	5	212	42.4	0	2	53
Total	5	212	42.4	0	2	53

PUNT RETURNS	NO	YDS	AVG	FC	LG	TD
K.Faulk	0	0	0.0	1	0	0
[DOWNED]	1	0	0.0	0	0	0
[TOUCHBACK]	1	0	0.0	0	0	0
Returns	0	0	0.0	1	0	0

KICKOFF RETURNS	NO	YDS	AVG	FC	LG	TD
E.Hobbs	4	79	19.8	0	21	0
M.Slater	3	71	23.7	0	31	0
Returns	7	150	21.4	0	31	0

SAN DIEGO CHARGERS

RUSHING	ATT	YDS	AVG	LG	TD
L.Tomlinson	20	74	3.7	27	0
M.Tolbert	5	15	3.0	4	0
D.Sproles	2	9	4.5	9	0
J.Hester	1	0	0.0	0	0
Total	28	98	3.5	27	0

PASSING	ATT	CMP	YDS	SK/YD	TD	LG	IN	RT
P.Rivers	27	18	306	0/0	3	59	0	141.9
Total	27	18	306	0/0	3	59	0	141.9

PASS RECEIVING	NO	YDS	AVG	LG	TD
V.Jackson	5	134	26.8	59	1
A.Gates	4	35	8.8	22	1
M.Floyd	3	75	25.0	49	1
L.Tomlinson	3	44	14.7	28	0
D.Sproles	1	8	8.0	8	0
L.Naane	1	6	6.0	6	0
B.Manumaleuna	1	4	4.0	4	0
Total	18	306	17.0	59	3

INTERCEPTIONS	NO	YDS	AVG	LG	TD
Q.Jammer	1	2	2.0	2	0
Total	1	2	2.0	2	0

PUNTING	NO	YDS	AVG	TB	IN20	LG
M.Scifres	3	118	39.3	1	1	46
Total	3	118	39.3	1	1	46

PUNT RETURNS	NO	YDS	AVG	FC	LG	TD
D.Sproles	2	50	25.0	0	28	0
[DOWNED]	1	0	0.0	0	0	0
[OUT OF BOUNDS]	2	0	0.0	0	0	0
Returns	2	50	25.0	0	28	0

KICKOFF RETURNS	NO	YDS	AVG	FC	LG	TD
D.Sproles	1	23	23.0	0	23	0
C.Gordon	1	18	18.0	0	18	0
[TOUCHBACK]	1	0	0.0	0	0	0
Returns	2	41	20.5	0	23	0

2008 SEASON – GAME #6

NEW ENGLAND PATRIOTS 41, DENVER BRONCOS 7

Monday, Oct. 20, 2008 ★ Gillette Stadium, Foxborough, Mass.★ 8:30 p.m. EDT

Att: 68,756 ★ Surface: Field Turf ★ Temp: 40°F ★ Wind: Calm ★ Time of Game: 3:00



SCORING SUMMARY

	1	2	3	4	F
Denver (4-3-0)	0	0	0	7	7
New England (4-2-0) «	6	14	14	7	41

TEAM STATISTICS

	Visitor: DEN	Home: NE
TOTAL FIRST DOWNS	19	25
THIRD DOWN EFFICIENCY	6-13-46%	5-13-38%
FOURTH DOWN EFFICIENCY	0-0-0%	2-2-100%
TOTAL NET YARDS	275	404
Total Offensive Plays	58	68
NET YARDS RUSHING	106	257
NET YARDS PASSING	169	147
PUNTS Number and Average	5-48.6	3-39.0
PENALTIES Number and Yards	8/87	5/65
FUMBLES Number and Lost	3/3	0/0
EXTRA POINTS Made-Attempts	1/1	5/5
FIELD GOALS Made-Attempts	0/0	2/2
RED ZONE EFFICIENCY	1-1-100%	4-5-80%
TIME OF POSSESSION	26:03	33:57

SCORING PLAYS

Team	Qtr	Time	Play Description (Extra Point) (Drive Info)	Visitor	Home
Patriots	1	5:08	S.Gostkowski 31 yd. Field Goal (8-55, 3:45)	0	3
Patriots	1	2:06	S.Gostkowski 40 yd. Field Goal (4-1, 0:49)	0	6
Patriots	2	7:34	S.Morris 4 yd. run (S.Gostkowski kick) (6-56, 2:35)	0	13
Patriots	2	0:44	R.Moss 13 yd. pass from M.Cassel (S.Gostkowski kick) (9-84, 4:26)	0	20
Patriots	3	7:32	R.Moss 27 yd. pass from M.Cassel (S.Gostkowski kick) (3-28, 1:15)	0	27
Patriots	3	2:21	W.Welker 6 yd. pass from M.Cassel (S.Gostkowski kick) (8-80, 3:38)	0	34
Broncos	4	13:21	D.Graham 10 yd. pass from J.Cutler (M.Prater kick) (9-72, 4:00)	7	34
Patriots	4	3:09	B.Green-Ellis 1 yd. run (S.Gostkowski kick) (7-52, 3:13)	7	41

INDIVIDUAL STATISTICS

DENVER BRONCOS

RUSHING	ATT	YDS	AVG	LG	TD
M.Pittman	20	88	4.4	13	0
J.Cutler	3	18	6.0	7	0
B.Marshall	1	7	7.0	7	0
A.Hall	2	-7	-3.5	0	0
Total	26	106	4.1	13	0

PASSING	ATT	CMP	YDS	SK/YD	TD	LG	IN	RT
J.Cutler	26	17	168	2/13	1	20	2	64.3
P.Ramsey	3	2	19	1/5	0	10	0	84.0
Total	29	19	187	3/18	1	20	2	66.3

PASS RECEIVING	NO	YDS	AVG	LG	TD
E.Royal	9	71	7.9	13	0
B.Marshall	6	77	12.8	20	0
D.Graham	2	27	13.5	17	1
D.Jackson	1	10	10.0	10	0
N.Jackson	1	2	2.0	2	0
Total	19	187	9.8	20	1

INTERCEPTIONS	NO	YDS	AVG	LG	TD
Total	0	0	0.0	0	0

PUNTING	NO	YDS	AVG	TB	IN20	LG
B.Kern	5	243	48.6	1	1	62
Total	5	243	48.6	1	1	62

PUNT RETURNS	NO	YDS	AVG	FC	LG	TD
E.Royal	1	8	8.0	2	8	0
Returns	1	8	8.0	2	8	0

KICKOFF RETURNS	NO	YDS	AVG	FC	LG	TD
A.Hall	7	148	21.1	0	26	0
[TOUCHBACK]	1	0	0.0	0	0	0
Returns	7	148	21.1	0	26	0

NEW ENGLAND PATRIOTS

RUSHING	ATT	YDS	AVG	LG	TD
S.Morris	16	138	8.6	34	1
B.Green-Ellis	13	65	5.0	15	1
K.Faulk	4	50	12.5	16	0
H.Evans	1	3	3.0	3	0
M.Cassel	4	1	0.3	4	0
Total	38	257	6.8	34	2

PASSING	ATT	CMP	YDS	SK/YD	TD	LG	IN	RT
M.Cassel	24	18	185	6/38	3	29	0	136.3
Total	24	18	185	6/38	3	29	0	136.3

PASS RECEIVING	NO	YDS	AVG	LG	TD
W.Welker	6	63	10.5	27	1
R.Moss	5	69	13.8	27	2
B.Watson	3	40	13.3	29	0
K.Faulk	3	6	2.0	8	0
S.Aiken	1	7	7.0	7	0
Total	18	185	10.3	29	3

INTERCEPTIONS	NO	YDS	AVG	LG	TD
J.Sanders	1	9	9.0	9	0
B.Meriweather	1	0	0.0	0	0
Total	2	0	4.5	9	0

PUNTING	NO	YDS	AVG	TB	IN20	LG
C.Hanson	3	117	39.0	0	3	55
Total	3	117	39.0	0	3	55

PUNT RETURNS	NO	YDS	AVG	FC	LG	TD
W.Welker	3	63	21.0	0	44	0
K.Faulk	0	0	0.0	1	0	0
[TOUCHBACK]	1	0	0.0	0	0	0
Returns	3	63	21.0	1	44	0

KICKOFF RETURNS	NO	YDS	AVG	FC	LG	TD
M.Slater	1	28	28.0	0	28	0
E.Hobbs	1	18	18.0	0	18	0
Returns	2	46	23.0	0	28	0

2008 SEASON – GAME #7

NEW ENGLAND PATRIOTS 23, ST. LOUIS RAMS 16

Sunday, Oct. 26, 2008 ★ Gillette Stadium, Foxborough, Mass. ★ 1:00 p.m. EDT
 Att: 68,756 ★ Surface: Field Turf ★ Weather: Sunny ★ Temp: 61°F ★ Wind: N 7 mph ★ Time of Game: 3:06



SCORING SUMMARY

	1	2	3	4	F
St. Louis (2-5-0)	3	7	3	3	16
New England (5-2-0) «	7	6	0	10	23

TEAM STATISTICS

	Visitor: STL	Home: NE
TOTAL FIRST DOWNS	16	23
THIRD DOWN EFFICIENCY	5-16-31%	6-12-50%
FOURTH DOWN EFFICIENCY	1-1-100%	0-1-0%
TOTAL NET YARDS	361	348
Total Offensive Plays	64	65
NET YARDS RUSHING	90	98
NET YARDS PASSING	271	250
PUNTS Number and Average	6-40.8	3-49.7
PENALTIES Number and Yards	9/63	0-0
FUMBLES Number and Lost	1/0	0/0
EXTRA POINTS Made-Attempts	1/1	2/2
FIELD GOALS Made-Attempts	3/3	3/3
RED ZONE EFFICIENCY	0-2-0%	2-4-50%
TIME OF POSSESSION	29:25	30:35

SCORING PLAYS

Team	Qtr	Time	Play Description (Extra Point) (Drive Info)	Visitor	Home
Rams	1	8:49	J.Brown 20 yd. Field Goal (12-66, 6:11)	3	0
Patriots	1	1:43	B.Green-Ellis 2 yd. run (S.Gostkowski kick) (13-73, 7:06)	3	7
Rams	2	14:14	D.Avery 69 yd. pass from M.Bulger (J.Brown kick) (5-88, 2:29)	10	7
Patriots	2	1:49	S.Gostkowski 30 yd. Field Goal (12-68, 5:15)	10	10
Patriots	2	0:00	S.Gostkowski 27 yd. Field Goal (4-37, 0:19)	10	13
Rams	3	8:03	J.Brown 44 yd. Field Goal (6-17, 3:23)	13	13
Rams	4	12:25	J.Brown 25 yd. Field Goal (8-57, 3:55)	16	13
Patriots	4	8:22	S.Gostkowski 41 yd. Field Goal (6-28, 2:13)	16	16
Patriots	4	3:13	K.Faulk 15 yd. pass from M.Cassel (S.Gostkowski kick) (7-53, 3:44)	16	23

INDIVIDUAL STATISTICS

ST. LOUIS RAMS

RUSHING	ATT	YDS	AVG	LG	TD
A.Pittman	19	83	4.4	18	0
T.Minor	4	8	2.0	4	0
D.Kreider	1	0	0.0	0	0
K.Burton	1	0	0.0	0	0
D.Avery	1	-1	-1.0	-1	0
Total	26	90	3.5	18	0

PASSING	ATT	CMP	YDS	SK/YD	TD	LG	IN	RT
M.Bulger	34	18	304	4/33	1	69	1	81.0
Total	34	18	304	4/33	1	69	1	81.0

PASS RECEIVING	NO	YDS	AVG	LG	TD
D.Avery	6	163	27.2	69	1
D.Hall	4	47	11.8	19	0
T.Holt	3	28	9.3	11	0
A.Pittman	3	25	8.3	10	0
K.Burton	2	41	20.5	27	0
Total	18	304	16.9	69	2

INTERCEPTIONS	NO	YDS	AVG	LG	TD
F.Brown	1	16	16.0	16	0
O.Atogwe	1	13	13.0	13	0
Total	2	29	14.5	16	0

PUNTING	NO	YDS	AVG	TB	IN20	LG
D.Jones	6	245	40.8	1	1	52
Total	6	245	40.8	1	1	52

PUNT RETURNS	NO	YDS	AVG	FC	LG	TD
[TOUCHBACK]	3	0	0.0	0	0	0
Returns	0	0	0.0	0	0	0

KICKOFF RETURNS	NO	YDS	AVG	FC	LG	TD
D.Hall	4	78	19.5	0	41	0
[TOUCHBACK]	1	0	0.0	0	0	0
Returns	4	78	19.5	0	41	0

NEW ENGLAND PATRIOTS

RUSHING	ATT	YDS	AVG	LG	TD
K.Faulk	13	60	4.6	14	0
M.Cassel	7	22	3.1	11	0
B.Green-Ellis	9	16	1.8	4	1
Total	29	98	3.4	14	1

PASSING	ATT	CMP	YDS	SK/YD	TD	LG	IN	RT
M.Cassel	33	21	267	3/17	1	30	2	73.7
Total	33	21	267	3/17	1	30	2	73.7

PASS RECEIVING	NO	YDS	AVG	LG	TD
R.Moss	7	102	14.6	30	0
W.Welker	7	79	11.3	20	0
K.Faulk	4	47	11.8	18	1
J.Gaffney	1	17	17.0	17	0
B.Watson	1	13	13.0	13	0
D.Thomas	1	9	9.0	9	0
Total	21	267	12.7	30	1

INTERCEPTIONS	NO	YDS	AVG	LG	TD
D.O'Neal	1	47	47.0	47	0
Total	1	47	47.0	47	0

PUNTING	NO	YDS	AVG	TB	IN20	LG
C.Hanson	3	149	49.7	3	0	57
Total	3	149	49.7	3	0	57


PUNT RETURNS	NO	YDS	AVG	FC	LG	TD
W.Welker	3	30	10.0	1	13	0
[OUT OF BOUNDS]	1	0	0.0	0	0	0
[TOUCHBACK]	1	0	0.0	0	0	0
Returns	3	30	10.0	1	13	0

KICKOFF RETURNS	NO	YDS	AVG	FC	LG	TD
E.Hobbs	3	95	31.7	0	49	0
W.Welker	1	26	26.0	0	26	0
Returns	4	121	30.3	0	49	0

2008 SEASON – GAME #8

NEW ENGLAND PATRIOTS 15, INDIANAPOLIS COLTS 18

Sunday, Nov. 2, 2008 ★ Lucas Oil Stadium, Indianapolis, IN ★ 8:15 p.m. EST
 Att: 66,508 ★ Surface: Field Turf ★ Weather: Partly Cloudy ★ Temp: 62°F ★ Wind: S 7 mph ★ Time of Game: 2:41



SCORING SUMMARY

	1	2	3	4	F
New England (5-3-0)	0	6	6	3	15
Indianapolis (4-4-0) «	7	0	8	3	18

TEAM STATISTICS

Visitor: NE Home: IND

TOTAL FIRST DOWNS	22	18
THIRD DOWN EFFICIENCY	8-14-57%	6-10-50%
FOURTH DOWN EFFICIENCY	0-1-0%	0-0-0%
TOTAL NET YARDS	342	301
Total Offensive Plays	67	50
NET YARDS RUSHING	140	47
NET YARDS PASSING	202	254
PUNTS Number and Average	1-64.0	3-54.3
PENALTIES Number and Yards	2/20	1/0
FUMBLES Number and Lost	1/1	0/0
EXTRA POINTS Made-Attempts	0-1	2/2
FIELD GOALS Made-Attempts	3/3	1/1
RED ZONE EFFICIENCY	1-4-125%	2-2-100%
TIME OF POSSESSION	34:24	25:36

SCORING PLAYS

Team	Qtr	Time	Play Description (Extra Point) (Drive Info)	Visitor	Home
Colts	1	2:18	A.Gonzalez 12 yd. pass from P.Manning (A.Vinatieri kick) (15-91, 9:02)	0	7
Patriots	2	10:20	S.Gostkowski 29 yd. Field Goal (13-56, 6:58)	3	7
Patriots	2	1:27	S.Gostkowski 35 yd. Field Goal (13-61, 6:18)	6	7
Patriots	3	7:12	B.Green-Ellis 6 yd. run (run failed) (15-72, 7:48)	12	7
Colts	3	3:12	A.Gonzalez 9 yd. pass from P.Manning (P.Manning-R.Wayne pass) (9-57, 4:00)	12	15
Patriots	4	11:33	S.Gostkowski 25 yd. Field Goal (15-69, 6:39)	15	15
Colts	4	8:05	A.Vinatieri 52 yd. Field Goal (8-48, 3:28)	15	18

INDIVIDUAL STATISTICS

NEW ENGLAND PATRIOTS

RUSHING	ATT	YDS	AVG	LG	TD
K.Faulk	10	60	6.0	15	0
B.Green-Ellis	15	57	3.8	10	1
M.Cassel	5	20	4.0	7	0
H.Evans	2	3	1.5	2	0
Total	32	140	4.4	15	1

PASSING	ATT	CMP	YDS	SK/YD	TD	LG	IN	RT
M.Cassel	34	25	204	0/0	0	20	1	76.1
K.Faulk	1	1	-2	0/0	0	-2	0	79.2
Total	35	26	2020/0	0/0	0	20	1	76.1

PASS RECEIVING	NO	YDS	AVG	LG	TD
W.Welker	7	37	5.3	10	0
R.Moss	6	65	10.8	20	0
K.Faulk	5	38	7.6	11	0
D.Thomas	3	29	9.7	16	0
B.Watson	3	14	4.7	9	0
J.Gaffney	1	11	11.0	11	0
B.Green-Ellis	1	8	8.0	8	0
Total	20	202	7.8	20	0

INTERCEPTIONS	NO	YDS	AVG	LG	TD
Total	0	0	0.0	0	0

PUNTING	NO	YDS	AVG	TB	IN20	LG
C.Hanson	1	64	64.0	0	1	64
Total	1	64	64.0	0	1	64

PUNT RETURNS	NO	YDS	AVG	FC	LG	TD
W.Welker	2	24	12.0	0	15	0
[TOUCHBACK]	1	0	0.0	0	0	0
Returns	2	24	12.0	0	15	0

KICKOFF RET.	NO	YDS	AVG	FC	LG	TD
E.Hobbs	4	96	24.0	0	34	0
[TOUCHBACK]	1	0	0.0	0	0	0
Returns	4	96	24.0	0	34	0

INDIANAPOLIS COLTS

RUSHING	ATT	YDS	AVG	LG	TD
J.Addai	17	32	1.9	5	0
D.Rhodes	4	15	3.8	5	0
Total	21	47	2.2	5	0

PASSING	ATT	CMP	YDS	SK/YD	TD	LG	IN	RT
P.Manning	29	21	254	0/0	2	26	0	121.9
Total	29	21	254	0/0	2	26	0	121.9

PASS RECEIVING	NO	YDS	AVG	LG	TD
R.Wayne	5	65	13.0	17	0
D.Clark	4	63	15.8	20	0
A.Gonzalez	4	55	13.8	24	2
M.Harrison	4	50	12.5	26	0
J.Addai	2	10	5.0	10	0
D.Rhodes	1	7	7.0	7	0
G.Robinson	1	4	4.0	4	0
Total	21	254	12.1	26	2

INTERCEPTIONS	NO	YDS	AVG	LG	TD
B.Sanders	1	0	0.0	0	0
Total	1	0	0.0	0	0

PUNTING	NO	YDS	AVG	TB	IN20	LG
H.Smith	3	163	54.3	1	0	58
Total	3	163	54.3	1	0	58


PUNT RETURNS	NO	YDS	AVG	FC	LG	TD
M.Harrison	1	2	2.0	0	2	0
Total	1	2	2.0	0	2	0

KICKOFF RET.	NO	YDS	AVG	FC	LG	TD
P.Garcon	4	93	23.3	0	39	0
Returns	4	93	23.3	0	39	0

2008 SEASON – GAME #9

NEW ENGLAND PATRIOTS 20, BUFFALO BILLS 10

Sunday, Nov. 9, 2008 ★ Gillette Stadium, Foxborough, Mass. ★ 1:00 p.m. EST
 Att: 68,756 ★ Surface: Field Turf ★ Weather: Sunny and Cool ★ Temp: 54°F ★ Wind: W 15 mph ★ Time of Game: 2:42



SCORING SUMMARY

	1	2	3	4	F
Buffalo (5-4-0)	0	3	0	7	10
New England (6-3-0) «	7	3	3	7	20

SCORING PLAYS

Team	Qtr	Time	Play Description (Extra Point) (Drive Info)	Visitor	Home
Patriots	1	10:39	M.Cassel 13 yd. run (S.Gostkowski kick) (6-71, 3:06)	0	7
Patriots	2	13:25	S.Gostkowski 32 yd. Field Goal (7-20, 1:48)	0	10
Bills	2	7:05	R.Lindell 25 yd. Field Goal (11-53, 6:20)	3	10
Patriots	3	8:11	S.Gostkowski 37 yd. Field Goal (13-64, 6:49)	3	13
Patriots	4	1:57	B.Green-Ellis 1 yd. run (S.Gostkowski kick) (19-92, 9:08)	3	20
Bills	4	1:42	J.Hardy 14 yd. pass from T.Edwards (R.Lindell kick) (1-14, 0:15)	10	20

INDIVIDUAL STATISTICS

BUFFALO BILLS

RUSHING	ATT	YDS	AVG	LG	TD
M.Lynch	14	46	3.3	8	0
F.Jackson	4	14	3.5	5	0
Total	18	60	3.3	8	0

PASSING	ATT	CMP	YDS	SK/YD	TD	LG	IN	RT
T.Edwards	23	13	120	2/12	1	15	2	49.2
Total	23	13	120	2/12	1	15	2	49.2

PASS RECEIVING	NO	YDS	AVG	LG	TD
R.Parrish	4	31	7.8	14	0
L.Evans	2	22	11.0	15	0
J.Hardy	2	21	10.5	14	1
F.Jackson	2	11	5.5	7	0
St.Johnson	1	15	15.0	15	0
D.Schouman	1	14	14.0	14	0
R.Royal	1	6	6.0	6	0
Total	13	120	9.2	15	1

INTERCEPTIONS	NO	YDS	AVG	LG	TD
Total	0	0	0.0	0	0

PUNTING	NO	YDS	AVG	TB	IN20	LG
B.Moorman	5	208	41.6	0	4	60
Total	5	208	41.6	0	4	60

PUNT RETURNS	NO	YDS	AVG	FC	LG	TD
R.Parrish	0	0	0.0	2	0	0
Total	0	0	0.0	2	0	0

KICKOFF RETURNS	NO	YDS	AVG	FC	LG	TD
L.McKelvin	3	138	46.0	0	85	0
[OUT OF BOUNDS]	1	0	0.0	0	0	0
[TOUCHBACK]	1	0	0.0	0	0	0
Returns	3	138	46.0	0	85	0

TEAM STATISTICS

	Visitor: BUF	Home: NE
TOTAL FIRST DOWNS	10	24
THIRD DOWN EFFICIENCY	5-11-45%	11-18-61%
FOURTH DOWN EFFICIENCY	0-0-0%	0-0-0%
TOTAL NET YARDS	168	370
Total Offensive Plays	43	77
NET YARDS RUSHING	60	144
NET YARDS PASSING	108	226
PUNTS Number and Average	5-41.6	2-41.5
PENALTIES Number and Yards	3/22	2/15
FUMBLES Number and Lost	0/1	1/1
EXTRA POINTS Made-Attempts	1/1	2/2
FIELD GOALS Made-Attempts	1/1	2/3
RED ZONE EFFICIENCY	1-2-50%	1-1-100%
TIME OF POSSESSION	22:20	37:40

NEW ENGLAND PATRIOTS

RUSHING	ATT	YDS	AVG	LG	TD
B.Green-Ellis	26	105	4.0	13	1
M.Cassel	9	22	2.4	13	1
K.Faulk	5	9	1.8	6	0
W.Welker	2	7	3.5	7	0
H.Evans	1	3	3.0	3	0
R.Moss	1	-2	-2.0	-2	0
Total	44	144	3.3	13	2

PASSING	ATT	CMP	YDS	SK/YD	TD	LG	IN	RT
M.Cassel	32	22	234	1/8	0	27	0	89.8
Total	32	22	234	1/8	0	27	0	89.8

PASS RECEIVING	NO	YDS	AVG	LG	TD
W.Welker	9	107	11.9	27	0
R.Moss	5	53	10.6	19	0
J.Gaffney	4	36	9.0	12	0
S.Aiken	2	22	11.0	19	0
K.Faulk	1	9	9.0	9	0
B.Watson	1	7	7.0	7	0
Total	22	234	10.6	27	0

INTERCEPTIONS	NO	YDS	AVG	LG	TD
E.Hobbs	1	4	4.0	4	0
D.O'Neal	1	2	2.0	2	0
Total	2	6	3.0	4	0

PUNTING	NO	YDS	AVG	TB	IN20	LG
C.Hanson	2	83	41.5	0	2	46
Total	2	83	41.5	0	2	46


PUNT RETURNS	NO	YDS	AVG	FC	LG	TD
W.Welker	1	10	10.0	0	10	0
K.Faulk	0	0	0.0	3	0	0
[DOWNED]	1	0	0.0	0	0	0
Returns	1	10	10.0	3	10	0

KICKOFF RETURNS	NO	YDS	AVG	FC	LG	TD
E.Hobbs	1	13	13.0	0	13	0
[TOUCHBACK]	1	0	0.0	0	0	0
Returns	1	13	13.0	0	13	0

2008 SEASON – GAME #10

NEW ENGLAND PATRIOTS 31, NEW YORK JETS 34

Thursday, Nov. 13, 2008 ★ Gillette Stadium, Foxborough, Mass. ★ 8:15 p.m. EST
 Att: 68,756 ★ Surface: Field Turf ★ Weather: Cloudy with chance of showers ★ Temp: 44°F ★ Wind: N 6 mph ★ Time of Game: 3:29



SCORING SUMMARY

	1	2	3	4	OT	F
New England (6-4-0)	10	14	0	7	3	34
New York (7-3-0) «	3	10	8	10	0	31

TEAM STATISTICS

	Visitor: NYJ	Home: NE
TOTAL FIRST DOWNS	23	26
THIRD DOWN EFFICIENCY	9-16-56%	4-14-29%
FOURTH DOWN EFFICIENCY	0-0-0%	2-3-67%
TOTAL NET YARDS	375	511
Total Offensive Plays	75	79
NET YARDS RUSHING	140	125
NET YARDS PASSING	235	386
PUNTS Number and Average	5-42.6	4-44.0
PENALTIES Number and Yards	4/25	5/29
FUMBLES Number and Lost	1/1	2/1
EXTRA POINTS Made-Attempts	4/4	3/3
FIELD GOALS Made-Attempts	2/2	3/3
RED ZONE EFFICIENCY	3-5-60%	3-4-75%
TIME OF POSSESSION	39:18	28:32

SCORING PLAYS

Team	Qtr	Time	Play Description (Extra Point) (Drive Info)	Visitor	Home
Jets	1	9:26	L.Washington 7 yd. pass from B.Favre (J.Feely kick) (10-62, 5:34)	7	0
Patriots	1	4:25	S.Gostkowski 42 yd. Field Goal (10-44, 5:01)	7	3
Jets	1	0:06	J.Feely 22 yd. Field Goal (10-60, 4:19)	10	3
Patriots	2	9:44	S.Gostkowski 31 yd. Field Goal (12-59, 5:22)	10	6
Jets	2	9:32	L.Washington 92 yd. kickoff return (J.Feely kick) (0-0, 0:12)	17	6
Jets	2	4:57	J.Cotchery 15 yd. pass from B.Favre (J.Feely kick) (5-87, 2:25)	24	6
Patriots	2	0:15	J.Gaffney 19 yd. pass from M.Cassel (S.Gostkowski kick) (10-68, 1:29)	24	13
Patriots	3	0:00	B.Watson 10 yd. pass from M.Cassel (M.Cassel-J.Gaffney pass) (7-78, 2:25)	24	21
Patriots	4	10:16	S.Gostkowski 47 yd. Field Goal (6-31, 2:17)	24	24
Jets	4	3:10	T.Jones 1 yd. run (J.Feely kick) (14-67, 7:06)	31	24
Patriots	4	0:01	R.Moss 16 yd. pass from M.Cassel (S.Gostkowski kick) (8-62, 1:03)	31	31
Jets	5	7:10	J.Feely 34 yd. Field Goal (14-64, 7:50)	34	31

INDIVIDUAL STATISTICS

NEW YORK JETS

RUSHING	ATT	YDS	AVG	LG	TD
T.Jones	30	104	3.5	13	1
L.Washington	5	18	3.6	7	0
B.Smith	1	17	17.0	17	0
B.Favre	3	1	0.3	1	0
Total	39	140	3.6	17	1

PASSING	ATT	CMP	YDS	SK/YD	TD	LG	IN	RT
B.Favre	33	26	258	3/23	2	46	0	119.4
Total	33	26	258	3/23	2	46	0	119.4

PASS RECEIVING	NO	YDS	AVG	LG	TD
D.Keller	8	87	10.9	20	0
J.Cotchery	5	87	17.4	46	1
L.Coles	5	38	7.6	16	0
C.Baker	3	11	3.7	5	0
L.Washington	2	17	8.5	10	1
T.Jones	2	15	7.5	8	0
C.Stuckey	1	3	3.0	3	0
Total	26	258	9.9	46	2

INTERCEPTIONS	NO	YDS	AVG	LG	TD
Total	0	0	0.0	0	0

PUNTING	NO	YDS	AVG	TB	IN20	LG
R.Hodges	5	213	42.6	0	0	49
Total	5	213	42.6	0	0	49

PUNT RETURNS	NO	YDS	AVG	FC	LG	TD
L.Washington	0	0	0.0	2	0	0
[DOWNED]	2	0	0.0	0	0	0
Returns	0	0	0.0	2	0	0

KICKOFF RET.	NO	YDS	AVG	FC	LG	TD
L.Washington	4	177	44.3	0	92	1
D.Bowens	1	11	11.0	0	11	0
B.Smith	1	1	1.0	0	1	0
[TOUCHBACK]	1	0	0.0	0	0	0
Returns	6	189	31.5	0	92	0

NEW ENGLAND PATRIOTS

RUSHING	ATT	YDS	AVG	LG	TD			
M.Cassel	8	62	7.8	19	0			
K.Faulk	8	38	4.8	20	0			
S.Morris	5	14	2.8	6	0			
B.Green-Ellis	2	9	4.5	7	0			
H.Evans	2	2	1.0	4	0			
Total	25	125	5.0	20	0			
PASSING	ATT	CMP	YDS	SK/YD	TD	LG	IN	RT
M.Cassel	51	30	400	3/14	3	43	0	103.4
Total	51	30	400	3/14	3	43	0	103.4
PASS RECEIVING	NO	YDS	AVG	LG	TD			
B.Watson	8	88	11.0	14	1			
W.Welker	7	108	15.4	29	0			
J.Gaffney	7	86	12.3	19	1			
K.Faulk	4	49	12.3	19	0			
R.Moss	3	26	8.7	16	1			
S.Aiken	1	43	43.0	43	0			
Total	30	400	13.3	43	3			
INTERCEPTIONS	NO	YDS	AVG	LG	TD			
Total	0	0	0.0	0	0			
PUNTING	NO	YDS	AVG	TB	IN20	LG		
C.Hanson	4	176	44.0	0	2	51		
Total	4	176	44.0	0	2	51		
PUNT RETURNS	NO	YDS	AVG	FC	LG	TD		
W.Welker	3	14	4.7	1	10	0		
K.Faulk	0	0	0.0	1	0	0		
Returns	3	14	4.7	2	10	1		
KICKOFF RET.	NO	YDS	AVG	FC	LG	TD		
E.Hobbs	5	135	27.0	0	31	0		
M.Slater	1	0	0.0	0	0	0		
Returns	6	135	22.5	0	31	0		

2008 SEASON – GAME #11

NEW ENGLAND PATRIOTS 48, MIAMI DOLPHINS 28

Sunday, Nov. 23, 2008 ★ Dolphin Stadium, Miami Gardens, Fla. ★ 1:00 p.m. EST
 Att: 67,146 ★ Surface: Natural Grass ★ Weather: Partly Cloudy★ Temp: 73°F ★ Wind: ENE 14 mph ★ Time of Game: 3:21



SCORING SUMMARY

	1	2	3	4	F
New England Patriots (7-4-0) «	3	14	14	17	48
Miami Dolphins (6-5-0)	7	7	7	7	28

TEAM STATISTICS

	Visitor: NE	Home: MIA
TOTAL FIRST DOWNS	30	23
THIRD DOWN EFFICIENCY	3-8-38%...	6-12-50%
FOURTH DOWN EFFICIENCY	2-2-100%.....	0-1-0%
TOTAL NET YARDS	530	392
Total Offensive Plays.....	70	62
NET YARDS RUSHING	122	66
NET YARDS PASSING	408	326
PUNTS Number and Average	1-49.0.....	4-43.0
PENALTIES Number and Yards.....	6/38	8/60
FUMBLES Number and Lost	1/1	0/0
EXTRA POINTS Made-Attempts.....	6/6	4/4
FIELD GOALS Made-Attempts	2/2	0/0
RED ZONE EFFICIENCY	3-5-60%...	4-4-100%
TIME OF POSSESSION.....	33:10	26:50

SCORING PLAYS

Team	Qtr	Time	Play Description (Extra Point) (Drive Info)	Visitor	Home
Patriots	1	10:08	S.Gostkowski 30 yd. Field Goal (8-48, 4:52)	3	0
Dolphins	1	5:23	G.Camarillo 3 yd. pass from C.Pennington (D.Carpenter kick) (4-42, 1:48)	3	7
Patriots	2	14:54	M.Cassel 8 yd. run (S.Gostkowski kick) (12-74, 5:29)	10	7
Dolphins	2	5:05	C.Pennington 7 yd. run (D.Carpenter kick) (12-72, 7:12)	10	14
Patriots	2	2:14	R.Moss 25 yd. pass from M.Cassel (S.Gostkowski kick) (6-63, 2:51)	17	14
Dolphins	3	11:28	C.Cramer 2 yd. pass from C.Pennington (D.Carpenter kick) (7-82, 3:32)	17	21
Patriots	3	6:12	R.Moss 8 yd. pass from M.Cassel (S.Gostkowski kick) (11-78, 5:16)	24	21
Patriots	3	0:00	K.Faulk 21 yd. run (S.Gostkowski kick) (4-87, 1:30)	31	21
Dolphins	4	13:11	R.Williams 13 yd. pass from C.Pennington (D.Carpenter kick) (5-69, 1:49)	31	28
Patriots	4	8:52	R.Moss 29 yd. pass from M.Cassel (S.Gostkowski kick) (9-80, 4:19)	38	28
Patriots	4	7:08	S.Gostkowski 30 yd. Field Goal (4-5, 1:27)	41	28
Patriots	4	0:37	B.Green-Ellis 1 yd. run (S.Gostkowski kick) (7-44, 3:27)	48	28

INDIVIDUAL STATISTICS

NEW ENGLAND PATRIOTS

RUSHING	ATT	YDS	AVG	LG	TD
K.Faulk	8	53	6.6	21	1
S.Morris	8	35	4.4	9	0
B.Green-Ellis	7	20	2.9	6	1
M.Cassel	2	14	7.0	8	1
Total	25	122	4.9	21	3

PASSING	ATT	CMP	YDS	SK/YD	TD	LG	IN	RT
M.Cassel	43	30	415	2/7	3	64	1	114.0
Total	43	30	415	2/7	3	64	1	114.0

PASS RECEIVING	NO	YDS	AVG	LG	TD
R.Moss	8	125	15.6	29	3
W.Welker	8	120	15.0	64	0
K.Faulk	6	52	8.7	15	0
J.Gaffney	5	88	17.6	23	0
S.Morris	2	14	7.0	9	0
B.Watson	1	16	16.0	16	0
Total	30	415	13.8	64	3

INTERCEPTIONS	NO	YDS	AVG	LG	TD
B.Meriweather	1	19	19.0	19	0
Total	1	19	19.0	19	0

PUNTING	NO	YDS	AVG	TB	IN20	LG
C.Hanson	1	49	49.0	0	0	49
Total	1	49	49.0	0	0	49

PUNT RETURNS	NO	YDS	AVG	FC	LG	TD
W.Welker	2	20	10.0	1	12	0
[OUT OF BOUNDS]	1	0	0.0	0	0	0
Returns	2	20	10.0	1	12	0

KICKOFF RET.	NO	YDS	AVG	FC	LG	TD
E.Hobbs	3	72	24.0	0	30	0
M.Slater	2	24	12.0	0	13	0
Returns	5	96	19.2	0	30	0

MIAMI DOLPHINS

RUSHING	ATT	YDS	AVG	LG	TD
R.Brown	10	37	3.7	9	0
R.Williams	6	21	3.5	13	0
C.Pennington	1	7	7.0	7	1
P.Cobbs	1	1	1.0	1	0
Total	18	66	3.7	13	1

PASSING	ATT	CMP	YDS	SK/YD	TD	LG	IN	RT
C.Pennington	41	24	341	3/15	3	46	1	99.7
Total	41	24	341	3/15	3	46	1	99.7

PASS RECEIVING	NO	YDS	AVG	LG	TD
G.Camarillo	6	75	12.5	20	1
T.Ginn	5	88	17.6	46	0
D.Bess	5	87	17.4	36	0
D.Martin	4	60	15.0	29	0
R.Williams	2	19	9.5	13	1
R.Brown	1	10	10.0	10	0
C.Cramer	1	2	2.0	2	1
Total	24	341	14.2	46	3

INTERCEPTIONS	NO	YDS	AVG	LG	TD
R.Hill	1	17	17.0	17	0
Total	1	17	17.0	17	0

PUNTING	NO	YDS	AVG	TB	IN20	LG
B.Fields	4	172	43.0	0	2	52
Total	4	172	43.0	0	2	52

PUNT RETURNS	NO	YDS	AVG	FC	LG	TD
T.Ginn	0	0	0.0	1	0	0
Returns	0	0	0.0	1	0	0

KICKOFF RET.	NO	YDS	AVG	FC	LG	TD
T.Ginn	8	154	19.3	0	36	0
[TOUCHBACK]	1	0	0.0	0	0	0
Returns	8	154	19.3	0	36	0

2008 SEASON – GAME #12

NEW ENGLAND PATRIOTS 10, PITTSBURGH STEELERS 33

Sunday, Nov. 30, 2008 ★ Gillette Stadium, Foxborough, Mass. ★ 4:15 p.m. EST
 Att: 68,756 ★ Surface: Field Turf ★ Weather: Rainy and cold ★ Temp: 34°F ★ Wind: N 3 mph ★ Time of Game: 3:07



SCORING SUMMARY

	1	2	3	4	F
Pittsburgh (9-3-0) «	3	7	13	10	33
New England (7-5-0)	7	3	0	0	10

TEAM STATISTICS

	Visitor: PIT	Home: NE
TOTAL FIRST DOWNS	19	19
THIRD DOWN EFFICIENCY	8-16-50%	1-13-8%
FOURTH DOWN EFFICIENCY	0-0-0%	2-2-100%
TOTAL NET YARDS	333	267
Total Offensive Plays	68	64
NET YARDS RUSHING	161	122
NET YARDS PASSING	172	145
PUNTS Number and Average	3-38.3	4-43.3
PENALTIES Number and Yards	8/88	6/45
FUMBLES Number and Lost	2/0	3/3
EXTRA POINTS Made-Attempts	3/3	1/1
FIELD GOALS Made-Attempts	4/5	1/2
RED ZONE EFFICIENCY	3-6-50%	1-4-25%
TIME OF POSSESSION	35:05	24:55

SCORING PLAYS

Team	Qtr	Time	Play Description (Extra Point) (Drive Info)	Visitor	Home
Patriots	1	12:01	S.Morris 2 yd. run (S.Gostkowski kick) (3-14, 0:45)	0	7
Steelers	1	2:51	Je.Reed 20 yd. Field Goal (11-62, 5:48)	3	7
Patriots	2	6:48	S.Gostkowski 29 yd. Field Goal (11-49, 4:55)	3	10
Steelers	2	1:55	S.Holmes 19 yd. pass from B.Roethlisberger (Je.Reed kick) (9-63, 4:53)	10	10
Steelers	3	5:39	Je.Reed 25 yd. Field Goal (14-79, 6:53)	13	10
Steelers	3	5:04	H.Ward 11 yd. pass from B.Roethlisberger (Je.Reed kick) (2-8, 0:35)	20	10
Steelers	3	2:50	Je.Reed 20 yd. Field Goal (5-25, 2:01)	23	10
Steelers	4	5:43	Je.Reed 45 yd. Field Goal (6-39, 3:35)	26	10
Steelers	4	2:44	G.Russell 1 yd. run (Je.Reed kick) (2-1, 0:43)	33	10

INDIVIDUAL STATISTICS

PITTSBURGH STEELERS

RUSHING	ATT	YDS	AVG	LG	TD
W.Parker	16	87	5.4	31	0
M.Moore	12	67	5.6	20	0
B.Roethlisberger	3	6	2.0	5	0
G.Russell	3	1	0.3	1	1
Total	34	161	4.7	31	1

PASSING	ATT	CMP	YDS	SK/YD	TD	LG	IN	RT
B.Roethlisberger	33	17	179	1/7	2	21	1	75.2
Total	33	17	179	1/7	2	21	1	75.2

PASS RECEIVING	NO	YDS	AVG	LG	TD
H.Ward	5	37	7.4	11	1
H.Miller	4	60	15.0	21	0
N.Washington	3	41	13.7	16	0
S.Holmes	2	28	14.0	19	1
M.Moore	2	9	4.5	5	0
M.Spaeth	1	4	4.0	4	0
Total	17	179	10.5	21	2

INTERCEPTIONS	NO	YDS	AVG	LG	TD
L.Timmons	1	89	89.0	89	0
T.Polamalu	1	23	23.0	23	0
Total	2	112	56.0	89	0

PUNTING	NO	YDS	AVG	TB	IN20	LG
M.Berger	3	115	38.3	0	0	39
Total	3	115	38.3	0	0	39

PUNT RETURNS	NO	YDS	AVG	FC	LG	TD
S.Holmes	1	29	29.0	1	29	0
M.Moore	1	0	0.0	0	0	0
[TOUCHBACK]	1	0	0.0	0	0	0
Returns	2	29	14.5	1	29	0

KICKOFF RET.	NO	YDS	AVG	FC	LG	TD
C.Davis	2	34	17.0	0	20	0
G.Russell	1	31	31.0	0	31	0
Returns	3	65	21.7	0	31	0

NEW ENGLAND PATRIOTS

RUSHING	ATT	YDS	AVG	LG	TD
K.Faulk	6	73	12.2	41	0
S.Morris	10	45	4.5	14	1
B.Green-Ellis	2	3	1.5	2	0
M.Cassel	2	1	0.5	1	0
Total	20	122	6.1	41	1

PASSING	ATT	CMP	YDS	SK/YD	TD	LG	IN	RT
M.Cassel	39	19	169	5/24	0	27	2	39.4
Total	39	19	169	5/24	0	27	2	39.4

PASS RECEIVING	NO	YDS	AVG	LG	TD
K.Faulk	7	48	6.9	17	0
R.Moss	4	45	11.3	27	0
W.Welker	4	30	7.5	12	0
B.Green-Ellis	1	20	20.0	20	0
S.Morris	1	12	12.0	12	0
B.Watson	1	12	12.0	12	0
J.Gaffney	1	2	2.0	2	0
Total	19	169	8.9	27	0

INTERCEPTIONS	NO	YDS	AVG	LG	TD
M.Vrabel	1	5	5.0	5	0
Total	1	5	5.0	5	0

PUNTING	NO	YDS	AVG	TB	IN20	LG
C.Hanson	4	173	43.3	1	2	55
Total	4	173	43.3	1	2	55

PUNT RETURNS	NO	YDS	AVG	FC	LG	TD
W.Welker	2	0	0.0	1	1	0
Returns	2	0	0.0	1	1	0

KICKOFF RET.	NO	YDS	AVG	FC	LG	TD
E.Hobbs	4	91	22.8	0	40	0
M.Slater	2	14	7.0	0	14	0
S.Neal	1	27	27.0	0	27	0
K.Faulk	1	25	25.0	0	25	0
Returns	8	157	19.6	0	40	0

2008 SEASON – GAME #13

NEW ENGLAND PATRIOTS 24, SEATTLE SEAHAWKS 21

Sunday, Dec. 7, 2008 ★ Qwest Field, Seattle, Wash. ★ 4:15 p.m. EST
 Att: 68,077 ★ Surface: Field Turf ★ Weather: Cloudy ★ Temp: 50°F ★ Wind: S 3 mph ★ Time of Game: 2:57



SCORING SUMMARY

	1	2	3	4	F
New England (8-5-0) «	3	7	3	11	24
Seattle (2-10-0)	7	7	7	0	21

TEAM STATISTICS

Visitor: NE Home:SEA

TOTAL FIRST DOWNS.....	22.....	18
THIRD DOWN EFFICIENCY.....	10-18-56%..	7-12-58%
FOURTH DOWN EFFICIENCY.....	1-1-100%.....	0-0-0%
TOTAL NET YARDS.....	344.....	339
Total Offensive Plays.....	72.....	55
NET YARDS RUSHING.....	84.....	134
NET YARDS PASSING.....	260.....	205
PUNTS Number and Average.....	3-40.3.....	5-39.4
PENALTIES Number and Yards.....	1/15.....	5/39
FUMBLES Number and Lost.....	1/0.....	2/1
EXTRA POINTS Made-Attempts.....	2/2.....	3/3
FIELD GOALS Made-Attempts.....	3/3.....	0/0
RED ZONE EFFICIENCY.....	2-3-67%..	3-3-100%
TIME OF POSSESSION.....	33:55.....	26:05

SCORING PLAYS

Team	Qtr	Time	Play Description (Extra Point) (Drive Info)	Visitor	Home
Seahawks	1	5:25	D.Branch 14 yd. pass from S.Wallace (O.Mare kick) (13-87, 6:35)	0	7
Patriots	1	0:48	S.Gostkowski 50 yd. Field Goal (9-48, 4:37)	3	7
Seahawks	2	12:30	J.Carson 10 yd. pass from S.Wallace (O.Mare kick) (9-74, 3:18)	3	14
Patriots	2	9:09	B.Watson 2 yd. pass from M.Cassel (S.Gostkowski kick) (6-43, 3:21)	10	14
Patriots	3	2:40	S.Gostkowski 42 yd. Field Goal (12-56, 4:43)	13	14
Seahawks	3	0:41	D.Branch 4 yd. pass from S.Wallace (O.Mare kick) (3-62, 1:59)	13	21
Patriots	4	12:19	S.Gostkowski 27 yd. Field Goal (10-68, 3:22)	16	21
Patriots	4	2:44	S.Morris 1 yd. run (M.Cassel-W.Welker pass) (14-71, 6:03)	24	21

INDIVIDUAL STATISTICS

NEW ENGLAND PATRIOTS

RUSHING	ATT	YDS	AVG	LG	TD
S.Morris	11	36	3.3	9	1
L.Jordan	4	18	4.5	8	0
K.Faulk	3	16	5.3	7	0
M.Cassel	7	14	2.0	9	0
Total	25	84	3.4	9	1

PASSING	ATT	CMP	YDS	SK/YD	TD	LG	IN	RT
M.Cassel	44	26	268	3/8	1	33	0	84.3
Total	44	26	268	3/8	1	33	0	84.3

PASS RECEIVING	NO	YDS	AVG	LG	TD
W.Welker	12	134	11.2	25	0
K.Faulk	5	22	4.4	11	0
J.Gaffney	4	48	12.0	28	0
R.Moss	3	56	18.7	33	0
S.Aiken	1	6	6.0	6	0
B.Watson	1	2	2.0	2	1
Total	26	268	10.3	33	1

INTERCEPTIONS	NO	YDS	AVG	LG	TD
Total	0	0	0.0	0	0

PUNTING	NO	YDS	AVG	TB	IN20	LG
C.Hanson	3	121	40.3	0	1	53
Total	3	121	40.3	0	1	53

PUNT RETURNS	NO	YDS	AVG	FC	LG	TD
W.Welker	3	20	6.7	1	10	0
[OUT OF BOUNDS]	1	0	0.0	0	0	0
Returns	3	20	6.7	1	10	0

KICKOFF RETURNS	NO	YDS	AVG	FC	LG	TD
E.Hobbs	3	97	32.3	0	55	0
[TOUCHBACK]	1	0	0.0	0	0	0
Returns	3	97	32.3	0	55	0

SEATTLE SEAHAWKS

RUSHING	ATT	YDS	AVG	LG	TD
S.Wallace	3	47	15.7	23	0
M.Morris	14	39	2.8	14	0
L.Weaver	5	32	6.4	15	0
T.Duckett	4	16	4.0	5	0
Total	26	134	5.2	23	0

PASSING	ATT	CMP	YDS	SK/YD	TD	LG	IN	RT
S.Wallace	28	20	212	1/7	3	63	0	128.9
Total	28	20	212	1/7	3	63	0	128.9

PASS RECEIVING	NO	YDS	AVG	LG	TD
J.Carson	8	69	8.6	25	1
D.Branch	4	88	22.0	63	2
B.Engram	4	27	6.8	8	0
M.Morris	2	19	9.5	10	0
W.Heller	1	5	5.0	5	0
Total	20	212	10.6	63	3

INTERCEPTIONS	NO	YDS	AVG	LG	TD
Total	0	0	0.0	0	0

PUNTING	NO	YDS	AVG	TB	IN20	LG
J.Ryan	5	97	39.4	0	3	54
Total	5	97	39.4	0	3	54

PUNT RETURNS	NO	YDS	AVG	FC	LG	TD
J.Forsett	0	0	0.0	2	0	0
[OUT OF BOUNDS]	1	0	0.0	0	0	0
Returns	0	0	0.0	2	0	0


KICKOFF RETURNS	NO	YDS	AVG	FC	LG	TD
J.Wilson	6	122	20.3	0	26	0
Returns	6	122	20.3	0	26	0

2008 SEASON – GAME #14

NEW ENGLAND PATRIOTS 49, OAKLAND RAIDERS 26

Sunday, Dec. 14, 2008 ★ Oakland-Alameda County Coliseum, Oakland, CA. ★ 4:15 p.m. EST

Att: 62,179 ★ Surface: Grass ★ Weather: Rain ★ Temp: 44°F ★ Wind: SSE 15 mph ★ Time of Game: 3:10



SCORING SUMMARY

	1	2	3	4	F
New England (9-5-0) <	21	14	7	7	49
Oakland (3-11-0)	7	7	6	6	26

TEAM STATISTICS

Visitor: NE Home: OAK

TOTAL FIRST DOWNS	29	19
THIRD DOWN EFFICIENCY	8-13-62%	5-13-38%
FOURTH DOWN EFFICIENCY	0-0-0%	1-2-50%
TOTAL NET YARDS	487	334
Total Offensive Plays	71	62
NET YARDS RUSHING	277	116
NET YARDS PASSING	210	218
PUNTS Number and Average	3-36.0	6-43.5
PENALTIES Number and Yards	4/20	7/45
FUMBLES Number and Lost	0/0	2/0
EXTRA POINTS Made-Attempts	7/7	2/4
FIELD GOALS Made-Attempts	0/0	0/0
RED ZONE EFFICIENCY	3-4-75%	2-2-100%
TIME OF POSSESSION	30:41	29:19

SCORING PLAYS

Team	Qtr	Time	Play Description (Extra Point) (Drive Info)	Visitor	Home
Patriots	1	10:23	K.Faulk 7 yd. pass from M.Cassel (S.Gostkowski kick) (9-40, 3:00)	7	0
Patriots	1	7:57	R.Moss 20 yd. pass from M.Cassel (S.Gostkowski kick) (3-35, 1:01)	14	0
Patriots	1	3:43	S.Morris 29 yd. run (S.Gostkowski kick) (9-83, 3:08)	21	0
Raiders	1	1:34	J.Higgins 56 yd. pass from J.Russell (S.Janikowski kick) (4-66, 2:09)	21	7
Patriots	2	13:12	W.Welker 13 yd. pass from M.Cassel (S.Gostkowski kick) (7-77, 3:22)	28	7
Raiders	2	12:59	J.Miller 91 yd. kickoff return (S.Janikowski kick) (0-0, 0:13)	28	14
Patriots	2	12:46	E.Hobbs 95 yd. kickoff return (S.Gostkowski kick) (0-0, 0:13)	35	14
Patriots	3	11:36	R.Moss 9 yd. pass from M.Cassel (S.Gostkowski kick) (7-68, 3:24)	42	14
Raiders	3	5:01	R.Curry 10 yd. pass from J.Russell (kick blocked) (5-54, 2:08)	42	20
Patriots	4	6:09	L.Jordan 49 yd. run (S.Gostkowski kick) (3-57, 1:28)	49	20
Raiders	4	1:53	D.McFadden 11 yd. run (pass failed) (11-57, 4:16)	49	26

INDIVIDUAL STATISTICS

NEW ENGLAND PATRIOTS

RUSHING	ATT	YDS	AVG	LG	TD
S.Morris	14	117	8.4	35	1
L.Jordan	12	97	8.1	49	1
K.Faulk	6	45	7.5	23	0
M.Cassel	7	18	2.6	10	0
Total	39	277	7.1	49	2

PASSING	ATT	CMP	YDS	SK/YD	TD	LG	IN	RT
M.Cassel	30	18	218	2/8	4	30	1	108.1
Total	30	18	218	2/8	4	30	1	108.1

PASS RECEIVING	NO	YDS	AVG	LG	TD
W.Welker	6	69	11.5	30	1
K.Faulk	6	66	11.0	19	1
R.Moss	5	67	13.4	20	2
S.Aiken	1	16	16.0	16	0
Total	18	218	12.1	30	4

INTERCEPTIONS	NO	YDS	AVG	LG	TD
J.WilHITE	1	16	16.0	16	0
Total	1	16	16.0	16	0

PUNTING	NO	YDS	AVG	TB	IN20	LG
C.Hanson	3	108	36.0	0	1	43
Total	3	108	36.0	0	1	43

PUNT RETURNS	NO	YDS	AVG	FC	LG	TD
K.Faulk	3	26	8.7	0	14	0
[DOWNED]	1	0	0.0	0	0	0
[OUT OF BOUNDS]	1	0	0.0	0	0	0
[TOUCHBACK]	1	0	0.0	0	0	0
Returns	3	26	8.7	0	14	0

KICKOFF RET.	NO	YDS	AVG	FC	LG	TD
E.Hobbs	3	126	42.0	0	95	1
S.Morris	1	24	24.0	0	24	0
T.Stewart	0	0	0.0	1	0	0
Returns	4	150	37.5	0	95	1

OAKLAND RAIDERS

RUSHING	ATT	YDS	AVG	LG	TD
J.Fargas	15	70	4.7	13	0
D.McFadden	12	46	3.8	12	1
Total	27	116	3.8	12	1

PASSING	ATT	CMP	YDS	SK/YD	TD	LG	IN	RT
J.Russell	31	17	242	2/24	2	56	1	88.4
M.Bush	2	0	0	0/0	0	0	0	39.6
Total	33	17	242	2/24	2	56	1	83.1

PASS RECEIVING	NO	YDS	AVG	LG	TD
Z.Miller	5	60	12.0	23	0
D.McFadden	3	68	22.7	27	0
J.Higgins	3	66	22.0	56	1
T.Stewart	2	22	11.0	17	0
R.Curry	2	19	9.5	10	1
C.Schilens	1	4	4.0	4	0
L.Lawton	1	3	3.0	3	0
Total	17	242	14.2	56	2

INTERCEPTIONS	NO	YDS	AVG	LG	TD
Gi.Wilson	1	5	5.0	5	0
Total	1	5	5.0	5	0

PUNTING	NO	YDS	AVG	TB	IN20	LG
S.Lechler	6	261	43.5	1	1	66
Total	6	261	43.5	1	1	66


PUNT RETURNS	NO	YDS	AVG	FC	LG	TD
J.Higgins	1	9	9.0	0	9	0
[DOWNED]	1	0	0.0	0	0	0
[OUT OF BOUNDS]	1	0	0.0	0	0	0
Returns	1	9	9.0	0	9	0

KICKOFF RET.	NO	YDS	AVG	FC	LG	TD
J.Miller	6	188	31.3	0	91	1
M.Bush	1	14	14.0	0	14	0
Returns	7	202	28.9	1	91	1

2008 SEASON – GAME #15

NEW ENGLAND PATRIOTS 47, ARIZONA CARDINALS 7

Sunday, Dec. 21, 2007 ★ Gillette Stadium, Foxborough, Mass. ★ 1:00 p.m. EST
 Att: 68,756 ★ Surface: Field Turf ★ Weather: Snow, wind and cold ★ Temp: 30°F ★ Wind: S 10 mph ★ Time of Game: 3:07



SCORING SUMMARY

	1	2	3	4	F
Arizona (8-7-0)	0	0	0	7	7
New England (10-5-0) «	14	17	13	3	47

TEAM STATISTICS

	Visitor: ARI	Home: NE
TOTAL FIRST DOWNS	8	27
THIRD DOWN EFFICIENCY	3-13-23%	8-16-50%
FOURTH DOWN EFFICIENCY	0-1-0%	1-1-100%
TOTAL NET YARDS	186	514
Total Offensive Plays	50	81
NET YARDS RUSHING	44	183
NET YARDS PASSING	142	331
PUNTS Number and Average	8-39.0	3-47.0
PENALTIES Number and Yards	3/20	7/65
FUMBLES Number and Lost	3/1	0/0
EXTRA POINTS Made-Attempts	1/1	5/5
FIELD GOALS Made-Attempts	0/0	4/4
RED ZONE EFFICIENCY	0-0-0%	4-7-57%
TIME OF POSSESSION	21:25	38:35

SCORING PLAYS

Team	Qtr	Time	Play Description (Extra Point) (Drive Info)	Visitor	Home
Patriots	1	8:57	L.Jordan 1 yd. run (S.Gostkowski kick) (7-33, 3:47)	0	7
Patriots	1	3:46	L.Jordan 3 yd. run (S.Gostkowski kick) (7-55, 3:03)	0	14
Patriots	2	12:04	K.Faulk 15 yd. pass from M.Cassel (S.Gostkowski kick) (4-50, 2:05)	0	21
Patriots	2	1:52	W.Welker 11 yd. pass from M.Cassel (S.Gostkowski kick) (12-69, 5:33)	0	28
Patriots	2	0:02	S.Gostkowski 38 yd. Field Goal (9-51, 1:22)	0	31
Patriots	3	14:41	R.Moss 76 yd. pass from M.Cassel (S.Gostkowski kick) (1-76, 0:19)	0	38
Patriots	3	8:20	S.Gostkowski 35 yd. Field Goal (11-52, 5:24)	0	41
Patriots	3	3:31	S.Gostkowski 24 yd. Field Goal (11-44, 4:12)	0	44
Patriots	4	14:51	S.Gostkowski 30 yd. Field Goal (5-3, 1:01)	0	47
Cardinals	4	6:17	L.Fitzgerald 78 yd. pass from M.Leinart (N.Rackers kick) (2-71, 1:25)	7	47

INDIVIDUAL STATISTICS

ARIZONA CARDINALS

RUSHING			ATT	YDS	AVG	LG	TD	
E.James			4	19	4.8	12	0	
T.Hightower			10	17	1.7	5	0	
M.Leinart			1	8	8.0	8	0	
Total			15	44	2.9	12	0	
PASSING	ATT	CMP	YDS	SK/YD	TD	LG	IN	RT
K.Warner	18	6	30	1/7	0	10	0	42.4
M.Leinart	14	6	138	2/19	1	78	1	72.9
Total	32	12	168	3/26	1	78	1	52.6
PASS RECEIVING			NO	YDS	AVG	LG	TD	
L.Fitzgerald			3	101	33.7	78	1	
J.Urban			2	36	18.0	28	0	
E.Doucet			2	11	5.5	6	0	
T.Hightower			2	10	5.0	15	0	
E.James			1	6	6.0	6	0	
S.Breaston			1	6	6.0	6	0	
T.Castille			1	-2	-2.0	-2	0	
Total			12	168	14.0	78	1	
INTERCEPTIONS			NO	YDS	AVG	LG	TD	
Total			0	0	0.0	0	0	
PUNTING			NO	YDS	AVG	TB	IN20	LG
B.Graham			8	312	39.0	0	1	50
Total			8	312	39.0	0	1	50
PUNT RETURNS			NO	YDS	AVG	FC	LG	TD
S.Breaston			0	0	0.0	1	0	0
[OUT OF BOUNDS]			2	0	0.0	0	0	0
Returns			0	0	0.0	1	0	0
KICKOFF RET.			NO	YDS	AVG	FC	LG	TD
S.Breaston			9	141	15.7	0	28	0
S.Morey			1	15	15.0	0	15	0
Returns			10	156	15.6	0	28	0

NEW ENGLAND PATRIOTS

RUSHING	ATT	YDS	AVG	LG	TD			
S.Morris	15	88	5.9	12	0			
L.Jordan	20	78	3.9	16	2			
M.Cassel	2	19	9.5	16	0			
H.Evans	1	3	3.0	3	0			
K.Faulk	1	1	1.0	1	0			
K.O'Connell	3	-6	-2.0	-2	0			
Total	42	183	4.4	16	2			
PASSING	ATT	CMP	YDS	SK/YD	TD	LG	IN	RT
M.Cassel	36	20	345	1/12	3	76	0	116.1
K.O'Connell	2	1	-2	0/0	0	-2	0	56.2
Total	38	21	343	1/12	3	76	0	112.1
PASS RECEIVING	NO	YDS	AVG	LG	TD			
W.Welker	7	68	9.7	20	1			
J.Gaffney	5	90	18.0	37	0			
K.Faulk	3	27	9.0	15	1			
R.Moss	2	87	43.5	76	1			
S.Morris	2	45	22.5	42	0			
H.Evans	1	28	28.0	28	0			
S.Aiken	1	-2	-2.0	-2	0			
Total	21	343	16.3	76	3			
INTERCEPTIONS	NO	YDS	AVG	LG	TD			
E.Hobbs	1	-7	-7.0	-7	0			
Total	1	-7	-7.0	-7	0			
PUNTING	NO	YDS	AVG	TB	IN20	LG		
C.Hanson	3	141	47.0	0	2	51		
Total	3	141	47.0	0	2	51		
PUNT RETURNS	NO	YDS	AVG	FC	LG	TD		
W.Welker	5	56	11.2	1	28	0		
[DOWNED]	1	0	0.0	0	0	0		
[OUT OF BOUNDS]	1	0	0.0	0	0	0		
Returns	5	56	11.2	1	28	0		
KICKOFF RET.	NO	YDS	AVG	FC	LG	TD		
E.Hobbs	1	15	15.0	0	15	0		
S.Morris	1	13	13.0	0	13	0		
Returns	2	28	14.0	0	15	0		



GAME NOTES: GAMES 1 & 2

GAME 1: PATRIOTS 17, CHIEFS 10

September 7, 2008 ★ Gillette Stadium (Att: 68,756)

	1	2	3	4	Final
Kansas City Chiefs	0	3	0	7	— 10
New England Patriots	0	7	7	3	— 17

The Patriots won their 20th consecutive regular-season game, a 17-10 victory over Kansas City to open the 2008 season. Randy Moss had six catches for 116 yards and a touchdown, while the Patriots totaled 126 rushing yards on 28 carries (4.5 avg.) and quarterback Matt Cassel completed 13-of-18 passes (72.2 percent) and threw for a touchdown in relief of an injured Tom Brady, who sustained a knee injury in the first quarter.

RED ZONE STOP IN FINAL MINUTE

The Patriots defense clinched the 17-10 win by keeping Kansas City out of the end zone after the Chiefs had gained a first-and-goal from the 5-yard line with 53 seconds left in the game. The Patriots did not allow the Chiefs to even gain a yard. The Patriots forced an incompleteness on first down, Richard Seymour and Mike Vrabel combined to stop Larry Johnson for no gain on second down, and then New England forced two straight Kansas City incompleteness on third and fourth downs.

CASSEL LEADS 98-YARD DRIVE

In his first drive at quarterback in the first quarter, Matt Cassel directed a 10-play, 98-yard drive that ended in a 10-yard scoring strike to Randy Moss and a 7-0 Patriots lead. The drive was the longest for the Patriots since Sept. 23, 2007, when they also embarked on a 10-play, 98-yard drive against Buffalo at Gillette Stadium.

MOSS BREAKS 100-YARD MARK IN 1ST QUARTER

Randy Moss had 101 yards on four receptions in the first quarter, marking the third time in his career that he has broken the 100-yard receiving mark in the first quarter. The last time he achieved the feat was on Oct. 3, 1999, while playing for Minnesota in a game against Tampa Bay. Last season, Moss had 100 or more receiving yards in a quarter on one occasion—in the second quarter at Miami on Oct. 21, 2007, when he had 104 yards on three receptions.

HOBBS INTERCEPTION

Ellis Hobbs intercepted a Damon Huard pass at the Kansas City 41-yard line with 7:21 remaining in the game and the Patriots holding a 14-10 lead. Hobbs pounced on the pass intended for Dwayne Bowe and returned the ball to the 38-yard line. The interception was the seventh of Hobbs's regular-season career. He also has two career postseason interceptions. Including his interception against Kansas City, Hobbs had four interceptions in a five-game span—he had one in the 2007 regular season finale and added two in three playoff games last season.

MORRIS SCORES

Sammy Morris gave the Patriots a 14-3 lead on a 5-yard scoring run with 3:01 left in the third quarter. The touchdown was the 19th of Morris's career (18 rushing, one receiving). Last season, Morris played in six games with two starts and totaled 384 yards on 85 rushes (4.5 avg.) before being placed on injured reserve with a chest injury on Nov. 2, 2007.

CASSEL-TO-MOSS

Matt Cassel's 51-yard completion to Randy Moss on the final play of the first quarter was the longest completion of his career at the time, topping his 36-yard completion to Andre Davis in the 2005 regular-season finale against Miami on Jan. 1, 2006.

GAME 2: PATRIOTS 19, JETS 10

September 14, 2008 ★ Giants Stadium (Att: 78,554)

	1	2	3	4	Final
New England Patriots	3	3	10	3	— 19
New York Jets	0	3	0	7	— 10

The Patriots began the season with a 2-0 record for the third straight season and won their 21st consecutive regular-season game, a 19-10 road divisional victory over the New York Jets. Matt Cassel, in his first career start at quarterback, completed nearly 70 percent of his passes, while Stephen Gostkowski hit all four of his field goal attempts to help the Patriots to victory. New England's defense allowed just 10 points for the second straight week, and a key interception by Brandon Meriweather in the third quarter set up a New England touchdown that gave the Patriots a solid lead.

CASSEL WINS FIRST CAREER START

Matt Cassel made his first career start at quarterback and completed 16-of-23 passes (69.6 percent) for 165 yards and a passer rating of 89.9 in helping the Patriots to a 19-10 divisional win on the road. New England started the season with a 2-0 record for the third straight year and for the fifth time in the nine seasons since Bill Belichick became head coach in 2000.

DEFENSE: 20 POINTS THROUGH TWO GAMES

The Patriots allowed the Jets to score 10 points and allowed a total of just 20 points through two games (Kansas City also scored 10 points in a 17-10 Patriots win on Sept. 7). The 20 points allowed through the season's first two games is the lowest total by a Patriots team since Bill Belichick became head coach in 2000. The last time the Patriots allowed a total of 20 points or fewer in the season's first two games was in 1997, when New England allowed a total of 13 points, beginning the season with a 41-7 win over San Diego at Foxboro Stadium and following that up with a 31-6 win at Indianapolis.

GOSTKOWSKI TIES CAREER HIGH

Stephen Gostkowski nailed all four of his field goals – from 21, 37, 28 and 27 yards – improving to a perfect 5-for-5 on the season. He tied his career high for field goals in a game, matching his 4-for-4 performance against Houston as a rookie on Dec. 17, 2006.

MERIWEATHER'S FIRST CAREER INTERCEPTION SETS UP TOUCHDOWN

Brandon Meriweather recorded his first career interception, picking off a Brett Favre pass at the Jets' 44-yard line in the third quarter and returning it 13 yards to give the Patriots possession at the New York 31-yard line. The play set up a 6-play, 31-yard drive that ended in a 1-yard scoring plunge by Sammy Morris that gave the Patriots a 13-3 lead. Meriweather was selected by the Patriots in the first round (24th overall) of the 2007 NFL Draft out of Miami.

SERIES STREAKS

- With their win over the Jets, the Patriots took the lead in the all-time series against New York, 49-48-1 (including a 2-0 playoff record). The last time the Patriots were above .500 in their all-time series with New York was in entering the 1967 season, when they led 7-6-1.
- The Patriots defeated the Jets for the eighth consecutive time on the road. The streak dates back to a 17-16 win at Giants Stadium on Dec. 2, 2001.
- The Patriots have now held the Jets to 17 points or fewer in 10 of their last 11 meetings.



GAME NOTES: GAMES 3 & 4

WEEK 3: DOLPHINS 38, PATRIOTS 13

September 21, 2008 ★ Gillette Stadium (Att: 68,756)

	1	2	3	4	Final
Miami Dolphins	7	14	7	10	— 38
New England Patriots	0	6	7	0	— 13

The Patriots fell to 2-1 on the season, dropping a 38-13 decision to the Miami Dolphins at Gillette Stadium. New England's 21-game regular-season winning streak was broken as the Patriots lost in regular season play for the first time since Dec. 10, 2006, when they fell 21-0 at Miami. The Patriots lost at home for the first time since Nov. 12, 2006, snapping a streak of 15 straight home victories in the regular season and playoffs.

2008 PATRIOTS HALL OF FAME INDUCTION WEEKEND

The Patriots concluded the inaugural Patriots Hall of Fame Induction Weekend with a halftime ceremony at the Dolphins game. Patriots Hall of Famers honored on the field at halftime included: **Nick Buoniconti, Gino Cappelletti, Ben Coates, Steve Grogan, John Hannah, Mike Haynes, Stanley Morgan, Steve Nelson, Babe Parilli and Andre Tippett.** The late **Bob Dee** was represented by his son, Bob Dee, Jr., and the late **Jim Lee Hunt** was represented by his wife, Rosa Hunt. The weekend's events included a ribbon-cutting ceremony on Thursday Sept. 18 for **The Hall at Patriot Place Presented by Raytheon**, and a re-induction of all Patriots Hall of Famers and the enshrinement of 2008 Patriots Hall of Fame inductee Ben Coates on Saturday, Sept. 20.

HOBBS SETS PATRIOTS RECORD FOR MOST KICKOFF RETURN YARDAGE IN A GAME

Ellis Hobbs totaled 237 yards on six kickoff returns, setting a Patriots record for most kickoff return yardage in a game. Hobbs topped the previous Patriots record of 220 kickoff return yards, set by Kevin Faulk against the New York Jets on Dec. 22, 2002. Hobbs had long kickoff returns of 81 yards and 50 yards en route to his record against the Dolphins. His 82-yard return in the third quarter set up Matt Cassel's 5-yard touchdown pass to Jabar Gaffney. Playing in his 50th career game, Hobbs returned the opening kickoff of the game 50 yards to the Miami 49-yard line. In his 50-game career, Hobbs has now recorded six kickoff returns of 50 yards or longer and nine kickoff returns of 40 yards or longer.

GAFFNEY SCORES

Jabar Gaffney snared a 5-yard touchdown pass from Matt Cassel on fourth-and-three with 3:20 remaining in the third quarter to cut the Miami lead to 28-13. The touchdown catch was Gaffney's first of the season and the 14th of his career. Last season, Gaffney set a career high with five touchdown receptions.

QUICK HITS

- 2008 Patriots Hall of Fame Inductee Ben Coates served as an honorary captain at the coin toss.
- The Dolphins game was the 153rd straight home sellout for the Patriots. The streak is now in its 15th season and includes every Patriots preseason, regular-season and playoff game since the 1994 regular-season opener.
- Patriots tackle Matt Light played in his 100th career game. Light, a 2008 offensive captain, was drafted by the Patriots in the second round (48th overall) of the 2001 NFL Draft.
- Sam Aiken made his Patriots debut after missing the first two games of the season. Aiken, signed as a free agent from the Buffalo Bills in the offseason, caught his first pass in a New England uniform in the second quarter, a 9-yard catch on third-and-two.

GAME 4: PATRIOTS 30, 49ERS 21

October 5, 2008 ★ Candlestick Park (Att: 67,650)

	1	2	3	4	Final
New England Patriots	7	10	7	6	— 30
San Francisco 49ers	14	0	0	7	— 21

The Patriots improved to 3-1 on the season with a 30-21 win on the road against San Francisco. Matt Cassel set career highs in passing yards and completions, while Randy Moss totaled 111 receiving yards, including a 66-yard touchdown grab. Stephen Gostkowski was a perfect three-for-three on field goals, including a crucial 49-yarder that gave the Patriots a two-score advantage in the fourth quarter. The Patriots defense came up with three interceptions to help halt the San Francisco momentum, while Kevin Faulk set a career high with two rushing touchdowns.

CAREER HIGHS FOR CASSEL

Quarterback Matt Cassel set single-game career highs with 259 yards, 22 completions and 32 attempts. Prior to the game against the 49ers, his previous single-game highs were 168 yards (vs. Miami on Jan. 1, 2006), 19 completions (vs. Miami on Sept. 21, 2008) and 31 attempts (vs. Miami on Sept. 21, 2008).

FAULK'S GOAL LINE SCORES

Kevin Faulk scored on a two-yard run to give the Patriots a 17-14 lead with six seconds remaining in the first half and a two-yard run on fourth and goal to give the Patriots a 24-14 lead in the third quarter. It was the first time Faulk has scored two rushing touchdowns in a game and just the third time he has scored two total touchdowns in a game (vs. Houston, 12/17/06 and at Chicago, 11/10/02). The touchdowns were Faulk's first two of the season. Faulk's first touchdown was his first rushing score since Dec. 17, 2006, when he had an 11-yard scoring run against the Houston Texans.

MOSS GOES FOR 111

Randy Moss had five receptions for 111 yards, recording his second 100-yard receiving game of the season and the 57th 100-yard receiving game of his career. Moss's 57 career 100-yard receiving games rank third in NFL history, trailing only Jerry Rice (76) and Marvin Harrison (59). In 2007, Moss had nine 100-yard receiving games. Moss had four catches for 111 yards in the first half against San Francisco.

CASSEL BOMB TO MOSS

On third and eight from the 49ers' 34-yard line in the first quarter, Matt Cassel rolled to his right and hit Randy Moss, who had split the defense down the middle, on a 66-yard touchdown, tying the score at seven. The catch was Moss's longest reception as a Patriot and his longest reception since Oct. 2, 2005, when he snared a 79-yard catch while playing for Oakland against the Dallas Cowboys. The touchdown toss was the longest of Matt Cassel's career, the longest play of the year for the Patriots and the longest since Donté Stallworth's 69-yard touchdown reception against Dallas on Oct. 4, 2007. The touchdown was Moss's 126th career scoring reception and his 25th touchdown grab since joining the Patriots via trade prior to the 2007 season. Last season, Moss had touchdown receptions of 65 yards (at N.Y. Giants, 12/29/07) and 63 yards (vs. Pittsburgh, 12/9/07).

FIRST WIN IN SAN FRANCISCO

The Patriots' 30-21 victory over the 49ers was New England's first win in San Francisco. The Patriots had lost in each of their four previous road matchups with the 49ers. The Washington Redskins are now the only NFL team the Patriots have never beaten on the road.



GAME NOTES: GAMES 5 & 6

GAME 5: CHARGERS 30, PATRIOTS 10

October 12, 2008 ★ Qualcomm Stadium (Att: 68,704)

	1	2	3	4	Final
New England Patriots	0	3	0	7	— 10
San Diego Chargers	10	7	10	3	— 30

The Patriots saw their 12-game road winning streak snapped in a 30-10 loss to San Diego at Qualcomm Stadium. The Chargers took a 10-0 lead in the first quarter and held off New England's second-half comeback try to snap the Patriots' 11-game winning streak in the month of October. The Patriots seemed poised to cut the deficit to 17-10 after getting the opening kickoff of the second half and gaining a first-and-goal on the San Diego 1-yard line. But the Chargers came up with a goal-line stand to maintain a 17-3 lead and promptly drove the length of the field to extend their advantage to 24-3. Two San Diego field goals extended the lead to 30-3 before a New England touchdown with 5:18 left in the game made the final score 30-10.

ROAD STREAK ENDS

The loss to San Diego ended the Patriots' streak of 12 consecutive regular season road victories, dating back to a Dec. 24, 2006 win against the Jaguars in Jacksonville. The Patriots' 12-game road winning streak is the second-longest road winning streak in NFL history (San Francisco, 18, 1988-90). Three teams have won 11 straight road games (San Diego 1960-61, San Francisco 1987-88, Pittsburgh 2004-05).

WELKER CONSISTENT

Wes Welker had nine catches against San Diego, marking the fifth straight game to open the season that Welker has had six or more catches. Welker has 36 receptions in 2008 and is averaging 7.2 catches per game this season after averaging seven catches per game in 2007, his first season with the Patriots. Welker's 112 catches in 2007 tied for the league lead and set an NFL record for most receptions by a player in his first season with a new team.

FUMBLE RECOVERY

Ty Warren recovered a fumble by Jacob Hester in the fourth quarter, marking the Patriots' first defensive fumble recovery of the season. The fumble recovery was the sixth of Warren's career, and set up an 8-play, 46-yard drive that ended in a 1-yard touchdown run by Sammy Morris.

MORRIS TOUCHDOWN

Sammy Morris scored on a 1-yard touchdown run in the fourth quarter to make the score 30-10. The touchdown was Morris's third rushing score of the season and was the 20th rushing touchdown of his 9-year NFL career. He also has one career receiving touchdown. Morris's three total touchdowns lead the team through five games and equal his total of three touchdowns in 2007.

MORRIS CATCH

Sammy Morris gained 28 yards on a pass play in the third quarter, tying the second longest reception of his career. The catch trails only his 44-yard reception on Oct. 22, 2006 while he was with the Miami Dolphins. Morris's other 28-yard reception also came that year during the Dolphins' Dec. 10 game against the Patriots. Morris's 28-yard catch against the Chargers set the Patriots up in a first-and-goal from the 1-yard line.

QUICK HITS

- The Patriots lost a game in October for the first time since 2005, snapping a streak of 11 straight October wins. Prior to falling in San Diego, the Patriots' last loss in October came on Oct. 16, 2005, a 28-20 loss at Denver.

GAME 6: PATRIOTS 41, BRONCOS 7

October 20, 2008 ★ Gillette Stadium (Att: 68,756)

	1	2	3	4	Final
Denver Broncos	0	0	0	7	— 7
New England Patriots	6	14	14	7	— 41

The New England Patriots improved to 4-2 on the season with a 41-7 win over Denver at Gillette Stadium. The Patriots tied their largest Monday Night Football victory and improved to 15-1 since 2003 following a loss. New England's defense forced five turnovers and the Patriots offense converted those takeaways into a total of 20 points. The New England rushing attack totaled 257 yards – its highest total in 15 years – and Matt Cassel set a career high with three touchdown passes, two to Randy Moss.

PATRIOTS RUSHING TOTAL TIES MOST IN A SINGLE GAME SINCE 1985

As a team, the Patriots ran for 257 yards on 38 carries (6.8 avg.), tying the team's highest single-game rushing total since Dec. 22, 1985, when the Patriots posted 281 yards on 46 carries (6.1 avg.) against the Cincinnati Bengals. New England rushing total against Denver matched their Dec. 26, 1993 total of 257 yards (on 58 carries) against Indianapolis as the highest since that 1985 game. Against Denver, Sammy Morris led the way with a career-high 138 rushing yards, while rookie BenJarvus Green-Ellis added 65 yards on 13 carries, Kevin Faulk picked up 50 yards on four carries, Heath Evans had three yards on one carry and Matt Cassel has one yard on four carries, including three game-ending kneeldowns.

CASSEL'S PASSER RATING RANKS IN FRANCHISE TOP 10

Matt Cassel posted a career-high passer rating of 136.3, completing 18-of-24 passes (75 percent) for 185 yards and three touchdowns. Cassel's 136.3 passer rating places among the Patriots' top 10 single-game passer ratings since the 1970 AFL-NFL merger, ranking 10th on that list, just ahead of Drew Bledsoe's 136.2 rating on Sept. 7, 1997 against Indianapolis. Cassel's three touchdowns against Denver also set a new career high, and his 75 percent completion rate was also a career best.

TURNING OVER POINTS

The Patriots forced five Denver turnovers and scored 20 points off of those turnovers. The five forced turnovers were the most for the Patriots since also forcing five in a 28-21 win over Detroit on Dec. 3, 2006. New England's 20 points off turnovers were its highest total since scoring 21 points off of four Cleveland turnovers in a 34-17 win on Oct. 7, 2007.

CAREER HIGH FOR MORRIS

Running back Sammy Morris had a career-high 138 rushing yards on 16 carries (8.6 avg.), topping his previous career best of 123 yards on 25 carries while playing for the Miami Dolphins against the Patriots on Dec. 10, 2006. Morris broke the 100-yard rushing mark early in the second quarter, totaling exactly 100 yards on his first nine rushes of the game.

CASSEL-TO-MOSS FOR TWO

Randy Moss caught two touchdown passes from Matt Cassel – a 13-yard strike in the second quarter and a 27-yard score on a catch-and-run play in the third quarter. Moss's second score gave the Patriots a 27-0 lead with 7:32 left in the third quarter. The two-touchdown performance marked Moss's first multiple-touchdown game of the season and his ninth since joining the Patriots via trade prior to the 2007 season. The two-touchdown game against Denver marked the 30th time in his career that Moss has caught two or more scoring passes in a game. Moss now has 128 career touchdown receptions, a total that ranks fourth all-time and is two behind Cris Carter's total of 130 scoring catches.



GAME NOTES: GAMES 7 & 8

GAME 7: PATRIOTS 23, RAMS 16

October 26, 2008 ★ Gillette Stadium (Att: 68,756)

	1	2	3	4	Final
St. Louis Rams	3	7	3	3	— 16
New England Patriots	7	6	0	10	— 23

The Patriots improved to 5-2 on the season with a fourth-quarter comeback against St. Louis leading to a 23-16 win. The Patriots trailed 16-13 with fewer than 10 minutes to go in the game, but a 41-yard field goal by Stephen Gostkowski tied the score with 8:22 remaining and a 15-yard scoring strike from Matt Cassel to Kevin Faulk provided the game-winning touchdown with 3:13 left. Cassel set a career high with 267 yards, while Randy Moss totaled 102 yards on seven catches. The Patriots defense had seven quarterback hits, including four sacks, and Deltha O'Neal's interception with just more than one minute left helped to seal the victory for the Patriots.

PATRIOTS TURN IN FRANCHISE'S FIRST PENALTY-FREE PERFORMANCE

The Patriots were not flagged for any accepted penalties against St. Louis, marking the first penalty-free game in the franchise's 731-game history. The Patriots have been called for just one penalty in a game on 13 occasions, most recently on Sept. 10, 2006 against Buffalo. New England's penalty-free performance was the first in the NFL this season and the first for an NFL team since Seattle was not flagged for any accepted infractions against Baltimore on Dec. 23, 2007. The Patriots' penalty-free game was the 50th such performance by an NFL team since the 1970 AFL-NFL merger.

FAULK'S GAME-WINNING TD CATCH

Kevin Faulk hauled in the game-winning touchdown catch, a 15-yard reception from Matt Cassel with 3:13 remaining in the game, breaking a 16-16 tie and providing the winning 23-16 margin. Faulk had four catches for 48 yards and a touchdown to go along with 13 rushes for 60 yards, good for 108 total yards from scrimmage on 17 total touches (6.4 avg.). Faulk's touchdown was his third of the season and his first via reception (the other two were scored rushing).

100-YARD GAME FOR MOSS

Randy Moss had 102 yards on seven rushes, marking his third 100-yard receiving game of the season, his 12th 100-yard receiving game as a Patriot and the 58th 100-yard receiving game of his career. Moss's 58 100-yard receiving games rank third in NFL history, trailing only Jerry Rice (76) and Marvin Harrison (59).

CASSEL LEADS FIRST CAREER FOURTH-QUARTER COMEBACK

Matt Cassel led his first career fourth-quarter comeback, helping to rally the Patriots to a 23-16 win after facing a 16-13 fourth-quarter deficit. After the Rams took the lead, 16-13, on a 25-yard field goal with 12:25 left, Cassel directed a 6-play, 28-yard drive that led the Patriots into field goal range as Stephen Gostkowski tied the score at 16 on a 41-yard boot. After a three-and-out by the New England defense, Cassel and the Patriots offense drove 53 yards on seven plays to take a 23-16 lead on a 15-yard scoring strike from Cassel to Kevin Faulk. A Deltha O'Neal interception ended the Rams' next drive, and by the time St. Louis got the ball back with five seconds left in the game, the New England defense only needed one stop to preserve the win.

FIRST-TIME VISITORS

The Rams made their first visit to Gillette Stadium, and the Patriots improved to 24-4 against first-time visitors to the venue. The Patriots have won 20 of their last 21 games against teams making their first visit. The only teams the Patriots have not played at Gillette Stadium are Arizona, Atlanta and Carolina.

GAME 8: COLTS 18, PATRIOTS 15

November 2, 2008 ★ Lucas Oil Stadium (Att: 66,508)

	1	2	3	4	Final
New England Patriots	0	6	6	3	— 15
Indianapolis Colts	7	0	8	3	— 18

The Patriots dropped a tight game on the road to the Indianapolis Colts, falling 18-15 after a game-winning 52-yard field goal by Indianapolis in the fourth quarter that broke a 15-15 tie. The Patriots came from behind to tie or take the lead twice in the game. After falling behind 7-0, the Patriots rallied to take a 12-7 lead in the third quarter. The Colts then regained the lead (15-12) with a touchdown, before New England tied the game at 15 early in the final quarter. Despite the loss, the Patriots outgained the Colts 342-301 and outrushed Indianapolis 140-47. Matt Cassel completed 73.5 percent of his passes (25-for-34) and the Patriots rushing attack, led by Kevin Faulk and BenJarvus Green-Ellis, averaged 4.4 yards per carry (140 yards on 32 rushes).

WELKER TIES RECORD FOR MOST GAMES WITH SIX OR MORE CATCHES TO OPEN SEASON

On a 10-yard reception in the fourth quarter – his sixth catch of the game – Wes Welker tied the NFL record for most games with six or more receptions to begin a season. Welker has had six or more receptions the Patriots' first eight games and ties the record established by Jacksonville's Jimmy Smith in 2001.

GREEN-ELLIS SCORES FOR THIRD STRAIGHT WEEK

Rookie running back BenJarvus Green-Ellis gave the Patriots a 12-7 lead on a 6-yard touchdown run in the third quarter. The scoring run was Green-Ellis's third of the season, the third of his career and his third in as many weeks, having also scored against Denver on Oct. 29 and against St. Louis on Oct. 26. Green-Ellis, who was originally signed by the Patriots in the offseason as an undrafted rookie free agent out of Mississippi, was signed to New England's active roster on Oct. 11. He has now scored a touchdown in three of his four professional games.

QUICK HITS

- Kelley Washington tackled Colts punt returner Marvin Harrison at the Indianapolis 9-yard line in the first quarter after just a 2-yard punt return, helping the Patriots to net 62 yards on a 64-yard Chris Hanson punt.
- Kevin Faulk completed a pass to Wes Welker for a 2-yard loss in the second quarter. The completion was the second of Faulk's career, and came on his fourth career passing attempt (and his first since 2003). Faulk's only career completion prior to the Colts game came on a 23-yard completion to Tom Brady in 2001.
- The Patriots outgained the Colts in total yardage, 342-301.
- Jerod Mayo, the NFL's defensive rookie of the month for October, led the Patriots with 11 tackles (8 solo).

FAULK BREAKS 3,000-YARD RECEIVING MARK

On an 11-yard reception in the second quarter, Kevin Faulk recorded his 3,000th receiving yard, becoming the 14th player in Patriots history to break the 3,000 receiving yard mark. Following his 11-yard catch against the Colts, Faulk had 3,003 career receiving yards – a total that ranks 14th in team history.

PENALTY-FREE STREAK BROKEN

The Patriots were called for a false start penalty in the third quarter, breaking a streak of seven penalty-free quarters. Prior to the third-quarter false start, the last time the Patriots were penalized was in the third quarter against Denver on Oct. 20. On Oct. 26 against St. Louis, the Patriots played the first penalty-free game in franchise history.



GAME NOTES: GAMES 9 & 10

GAME 9: PATRIOTS 20, BILLS 10

November 9, 2008 ★ Gillette Stadium (Att: 68,756)

	1	2	3	4	Final
Buffalo Bills	0	3	0	7	— 10
New England Patriots	7	3	3	7	— 20

The Patriots improved to 6-3 with a 20-10 victory over division rival Buffalo. New England outgained Buffalo 370-168 and controlled the ball for 37:40 en route to the win. Matt Cassel completed 23-of-34 passes (67.6 percent) for 234 yards, with 10 receptions going to Wes Welker, who totaled a season-high 107 receiving yards. BenJarvus Green-Ellis had 105 rushing yards and a touchdown to pace the Patriots' running game. On defense, Ellis Hobbs and Deltha O'Neal each had interceptions, while Richard Seymour and Ty Warren each had sacks as the Patriots allowed just 168 total net yards – the fewest in nearly two years, dating back to a 120-yard game on Nov. 19, 2006.

WELKER SETS NFL RECORD

On a 12-yard reception in the third quarter – his sixth catch of the day – Wes Welker became the first player in NFL history to have six or more receptions in each of the first nine games of a season. Welker topped the previous league record of eight games, achieved by Jacksonville's Jimmy Smith in 2001. Dating back to last season (and including the playoffs), Welker has had six or more receptions in 13 straight games. The NFL record for most consecutive games with six or more receptions is 16, achieved by Marvin Harrison of the Colts from 2002-03.

GREEN-ELLIS TOPS 100 RUSHING YARDS

Rookie running back BenJarvus Green-Ellis topped the 100-yard rushing mark, totaling 26 rushes for 105 yards and a touchdown. The touchdown was his fourth of the season and his fourth in as many weeks. Since being signed to the Patriots active roster on Oct. 11, Green-Ellis has scored touchdowns in four of five games, becoming the first Patriots rookie to score touchdowns in as many as four of his first five career games since running back Robert Edwards scored in each of his first six career games in 1998. The 100-yard game was the first of Green-Ellis's five-game NFL career.

PATRIOTS TIE MOST PLAYS IN A SINGLE DRIVE IN TEAM HISTORY

The Patriots tied the longest drive in team history (in terms of number of plays) when they embarked on a 19-play, 92-yard drive in the fourth quarter, chewing up 9:08 of clock time and protecting what was then a 13-3 lead. The drive ended in a 1-yard touchdown by BenJarvus Green-Ellis that made the score 20-3. The 19-play drive against Buffalo tied a 19-play drive against the New York Jets on Sept. 15, 2002 as the longest drive in team history in terms of number of plays.

PATRIOTS BEAT BILLS FOR 10th STRAIGHT TIME

The Patriots beat the Bills for the 10th consecutive time, extending a streak that dates back to 2003. The last time the Bills beat the Patriots was on Sept. 7, 2003. New England's 10 straight wins over the Bills ties the longest current winning streak by one NFL team over another (San Diego has beaten Oakland 10 straight times and Pittsburgh has defeated Cleveland 10 straight times). The 10 straight wins over Buffalo ties the second longest streak over an opponent (they also beat San Diego 10 straight times from 1973-2001). The Patriots franchise record for most wins over a single opponent is 11, achieved against the Bills from 1983-87.

CASSEL SCORES SECOND CAREER TOUCHDOWN

Matt Cassel gave the Patriots a 7-0 lead on a 13-yard touchdown run in the first quarter to cap off a 7-play, 71-yard drive on the Patriots' first offensive possession of the game. The touchdown was the second of Cassel's career – he also scored on a 15-yard run against Washington on Oct. 28, 2007.

GAME 10: JETS 34, PATRIOTS 31 (OT)

November 13, 2008 ★ Gillette Stadium (Att: 68,756)

	1	2	3	4	OT	Final
New York Jets	10	14	0	7	3	— 34
New England Patriots	3	10	8	10	0	— 31

The Patriots lost an overtime game for the first time since 2000, falling to the Jets, 34-31. New England came all the way back from a 24-6 second-quarter deficit to force overtime on a 16-yard touchdown pass from Matt Cassel to Randy Moss with one second left in regulation to tie the game at 31. The Patriots' 511 total net yards in the game were the franchise's highest single-game total since gaining a franchise-record 579 total net yards on Sept. 9, 1979.

CASSEL PASSES FOR 400 YARDS

Matt Cassel totaled 400 yards on 30-for-51 passing, recording the ninth 400-yard passing game in Patriots history and the first since Tom Brady had 410 passing yards on Sept. 22, 2002 in an overtime win over Kansas City.

CASSEL SETS CAREER HIGHS

Matt Cassel set single-game career highs for passing yards (400), passing attempts (51), pass completions (30) and rushing yards (62). He also tied his career best with three touchdown passes. Cassel's 51 attempts were the most for a Patriots player since Tom Brady attempted 54 passes against Philadelphia on Nov. 25, 2007. His 30 completions were the most by a New England player since Brady had 32 completions against the New York Giants on Dec. 29, 2007.

TWO-MINUTE DRILLS

Matt Cassel led clutch two-minute drills at the end of each half, as the Patriots scored key touchdowns with 15 seconds left in the first half and one second left in the second half.

- The first-half two-minute drill covered 68 yards in 10 plays over 1:29, ending in a 19-yard touchdown pass to Jabar Gaffney that cut the Jets lead to 24-13 with 15 seconds left in the first half. The Patriots got the ball, down 24-6, on their own 32-yard line with 1:44 left in the first half. Cassel completed 4-of-8 passes for 47 yards on the drive and ran twice for 21 yards (including a career-long 19-yard scamper).
- The second-half two-minute drill covered 62 yards in eight plays over 1:03, ending in a 16-yard touchdown pass to Randy Moss in the side of the end zone. The extra point following that touchdown tied the score at 31 and sent the game into overtime. Cassel completed 6-of-8 passes on the drive for 67 yards (the two incompletions were spikes to stop the clock).

OVERTIME STREAK SNAPPED

Prior to the 34-31 defeat to the Jets, the Patriots had won an NFL-record eight straight overtime games (including playoffs). The streak dated back to 2000. The last time the Patriots lost an overtime game was on Nov. 5, 2000, when the Buffalo Bills won 16-13 at Foxboro Stadium. Before falling to the Jets, the Patriots' last overtime game was on Nov. 23, 2003 at Houston, and New England claimed a 23-20 win. The overtime game against the Jets was the third in Gillette Stadium history, with the others being a 41-38 win over Kansas City on Sept. 22, 2002 and a 27-24 win over Miami on Dec. 29, 2002.

MOSS SCORES

Randy Moss caught a 16-yard touchdown pass from Matt Cassel with one second left in the fourth quarter. The ensuing extra point tied the game at 31 and sent the contest into overtime. The touchdown catch was Moss's team-high fifth of the season. Since joining the Patriots prior to the 2007 season, Moss has made 28 touchdown receptions – the most in the NFL over that span (Terrell Owens, 21). The touchdown was the 129th of Moss's career, a total that ranks fourth on the NFL's all-time list and is just one shy of third place (Cris Carter, 130).



GAME NOTES: GAME 11

GAME 11: PATRIOTS 48, DOLPHINS 28

November 23, 2008 ★ Dolphin Stadium (Att: 67,146)

	1	2	3	4	Final
New England Patriots	3	14	14	17	— 48
Miami Dolphins	7	7	7	7	— 28

The Patriots improved to 7-4 with a key road divisional victory over the Dolphins. Miami took a 21-17 lead early in the second half, but the Patriots outscored them 31-7 the rest of the way to cruise to the win. The New England offense had a historic afternoon, piling up 530 total net yards as quarterback Matt Cassel had 400 passing yards for the second straight week. Randy Moss had eight catches for 125 yards and three touchdowns, while Wes Welker added eight grabs for 120 yards.

PATRIOTS HAVE SECOND HIGHEST NET YARDAGE OUTPUT IN TEAM HISTORY

The Patriots totaled 530 net yards of offense in their 48-28 win over Miami, recording the second highest offensive yardage output in team history and the most since gaining a team-record 597 total net yards against the New York Jets on Sept. 9, 1979.

CASSEL BECOMES FIFTH PLAYER TO HAVE BACK-TO-BACK 400-YARD PASSING GAMES

Matt Cassel threw for a career-high 415 yards against the Dolphins, marking the fifth time in NFL history a quarterback has totaled 400 or more passing yards in back-to-back games. Cassel threw for 400 yards against the New York Jets on Nov. 13. Cassel is the first player to achieve the feat since Tennessee's Billy Volek did it in 2004 (426 yards on 12/13/04 and 492 yards on 12/19/04). In addition to Volek, the other NFL passers to have achieved the feat are San Diego's Dan Fouts in 1982 (444 yards on 12/11/82 and 435 yards on 12/20/82), Miami's Dan Marino in 1984 (470 yards on 12/2/84 and 404 yards on 12/9/84) and the New York Giants' Phil Simms in 1985 (432 yards on 10/6/85 and 513 yards on 10/13/85).

CASSEL BECOMES SECOND PATRIOTS PLAYER TO PASS FOR 400 YARDS TWICE

Matt Cassel joined Drew Bledsoe as the only Patriots quarterbacks to pass for 400 yards or more in two or more games. Cassel has two career 400-yard passing games (against the Jets on Nov. 13 and against the Dolphins on Nov. 23). Bledsoe had four 400-yard passing games with the Patriots (two in 1994, one in 1996 and one in 1998). The other Patriots players to achieve the feat are Tom Brady (1), Tony Eason (1), Steve Grogan (1) and Tom Ramsey (1).

CASSEL'S 415 PASSING YARDS ARE FIFTH-MOST IN TEAM HISTORY

Matt Cassel's 415 passing yards against the Dolphins are the fifth-highest single-game total in team history, trailing only four performances by Drew Bledsoe. Cassel's 415 yards trail only Bledsoe's franchise-record 426 passing yards against Minnesota on Nov. 13, 1994, in addition to Bledsoe's totals of 423 yards (11/23/98), 421 yards (9/4/94) and 419 yards (11/3/96). Cassel's 415 passing yards against the Dolphins are the most for a Patriots player in exactly 10 years, dating back to Bledsoe's 423 yard performance against the Dolphins on Nov. 23, 1998.

MERIWEATHER HAS FOURTH INTERCEPTION OF SEASON

Brandon Meriweather intercepted a Chad Pennington pass in the fourth quarter, snaring his team-leading fourth interception of the season. Deltha O'Neal ranks second on the team with three interceptions. Meriweather's interception was also the fourth of his career since being selected by the Patriots in the first round of the 2007 NFL Draft.

FAULK JOINS CLUB OF 2,000-YARD RUSHERS AND 3,000-YARD RECEIVERS THIS DECADE

On his second reception of the day – a 6-yard catch on the Patriots' opening drive – Kevin Faulk joined an exclusive club of players who have totaled at least 2,000 rushing yards and at least 3,000 receiving yards this decade. Following that catch, Faulk had totaled 2,717 rushing yards and 3,004 receiving yards since 2000. The only other NFL players to have at least 2,000 rushing yards and at least 3,000 receiving yards in the 2000s are Tiki Barber, Marshall Faulk, LaDainian Tomlinson, Brian Westbrook and Michael Pittman.

KEVIN FAULK TOTALS 105 SCRIMMAGE YARDS AND A TOUCHDOWN

Kevin Faulk had a 21-yard touchdown run on the final play of the third quarter to give the Patriots a 31-21 lead. Faulk totaled 105 yards from scrimmage in the game (53 rush, 52 rec.).

MOSS CATCHES THREE TOUCHDOWN PASSES, MOVING INTO 3RD PLACE ON ALL-TIME LIST

Randy Moss caught three touchdown passes -- a 25-yard touchdown pass from Matt Cassel in the second quarter to give the Patriots a 17-14 lead, an 8-yard scoring grab in the third quarter to give the Patriots a 24-21 lead and a 29-yard scoring pass in the fourth quarter to give the Patriots 38-28. The catches marked his 130th, 131st and 132nd career touchdown receptions, tying and then moving past Cris Carter for third place on the NFL's all-time touchdown receptions list.

MOSS HAS FIFTH CAREER THREE-PLUS TD GAME

Randy Moss had three touchdown catches, marking the fifth time in his career he has had three or more touchdowns in a game. It marked the second time Moss has had three or more touchdown receptions as a Patriot, joining his four-touchdown catch performance at Buffalo on Nov. 18, 2007. Moss's three scoring catches tie the second highest single-game total in team history, trailing only his franchise-record four touchdown catches against Buffalo (11/18/07).

MOSS HAS 100-YARD RECEIVING GAME

Randy Moss had 125 yards on eight catches, marking his fourth 100-yard receiving game of the season, his 13th 100-yard receiving game as a Patriot and the 59th 100-yard receiving game of his career. Moss's 59 100-yard receiving games are tied for second in NFL history with Marvin Harrison, trailing only Jerry Rice's NFL-record 76 100-yard receiving games.

WELKER HAS THIRD STRAIGHT 100-YARD RECEIVING GAME

Wes Welker totaled 120 yards on eight receptions, setting a season-high for receiving yards and marking his third consecutive game with 100 or more receiving yards. He also caught a career-long 64-yard pass in the third quarter. Welker had totaled four 100-yard receiving games in 71 career games prior to his current streak of three straight 100-yard games. Welker now has a total of seven career 100-yard receiving games – four in 2007 and three so far in 2008. The team record for most consecutive 100-yard receiving games is four, achieved by Randy Moss in 2007 and Stanley Morgan from 1985-86.

GOSTKOWSKI SETS CAREER HIGH FOR TOUCHBACKS

Stephen Gostkowski boomed a second-quarter kickoff out of the back of the end zone for a touchback. The touchback was his career-best 16th of the season, topping his previous career high of 15 touchbacks, set in 2007. According to STATS LLC, Gostkowski's 16 touchbacks this season are the most by a Patriots player since their single-season touchbacks records begin in 1991.



GAME NOTES: GAMES 12 & 13

GAME 12: STEELERS 33, PATRIOTS 10

November 30, 2008 ★ Gillette Stadium (Att: 68,756)

	1	2	3	4	Final
Pittsburgh Steelers	3	7	13	10	— 33
New England Patriots	7	3	0	0	— 10

The New England Patriots fell to the Pittsburgh Steelers, 33-10 at Gillette Stadium to fall to 7-5 on the season. The teams were tied 10-10 at halftime, but the Steelers pulled away with 23 second-half points. On a 34-degree, rainy late afternoon, New England turned the ball over on five straight possessions in the second half, leading to four Pittsburgh scoring drives, two of which began inside the Patriots' 10-yard line.

Kevin Faulk led the way for the Patriots offensively, recording his second straight game with more than 100 scrimmage yards, and led the Patriots with 73 rushing yards and also paced the club with seven receptions and 48 receiving yards. The Patriots gained 122 rushing yards – the highest total gained on the ground against Pittsburgh this season. New England also gained 267 total net yards – the third highest total against the Steelers' top-ranked defense this season.

FAULK MOVES INTO FOURTH ON PATRIOTS ALL-TIME RECEPTIONS LIST

On a 9-yard reception in the third quarter, Kevin Faulk moved past Irving Fryar into sole possession of fourth place on the Patriots' all-time receptions list. The 9-yard catch was the 364th reception of Faulk's 10-year career and moved him past Fryar's total of 363 receptions for the Patriots from 1984-1992. Faulk, who finished the game with 366 career catches, now trails only Troy Brown (557), Stanley Morgan (534) and Ben Coates (490) on the Patriots' all-time receptions list. Faulk has had at least one reception in each game this season and has caught a pass in 42 straight regular-season games in which he has appeared.

FAULK HAS SECOND STRAIGHT 100-YARD GAME

Kevin Faulk totaled 121 yards from scrimmage, leading the team with 73 rushing yards and also pacing the club with 48 receiving yards on a team-best seven receptions. The game against Pittsburgh marked the second straight contest in which Faulk has exceeded 100 yards from scrimmage (he had 105 scrimmage yards last week at Miami). Through 12 games this season, Faulk has totaled 808 yards from scrimmage (445 rushing and 363 receiving), a total that ranks second on the team to Wes Welker's 894 scrimmage yards (26 rushing and 868 receiving). Since 2000, Faulk leads the Patriots in total scrimmage yards and is one of just six NFL players to have totaled more than 2,000 rushing yards and 3,000 receiving yards this decade. The others are Tiki Barber, Marshall Faulk, LaDainian Tomlinson, Brian Westbrook and Michael Pittman.

MORRIS SCORES

Sammy Morris plunged into the end zone from two yards out to give the Patriots a 7-0 lead with 2:59 elapsed in the game. The touchdown was Morris's fifth rushing score of the season and was the 22nd rushing touchdown of his career. The touchdown was Morris's first since Oct. 20.

VRABEL INT LEADS TO EARLY TOUCHDOWN

Mike Vrabel leapt into the air and intercepted a Ben Roethlisberger pass near the line of scrimmage in the first quarter, recording his 11th career interception and his first since Dec. 3, 2006. Vrabel returned the interception five yards to the Steelers' 14-yard line and set up a 3-play, 14-yard drive that ended in a 2-yard touchdown run by Sammy Morris and a 7-0 Patriots lead 2:59 into the game. New England scored off an opponents turnover for the fourth straight week. Vrabel was drafted by the Pittsburgh Steelers in the third round of the 1997 NFL Draft and played four seasons for Pittsburgh (1997-2000) before joining the Patriots prior to the 2001 season.

GAME 13: PATRIOTS 24, SEAHAWKS 21

December 7, 2008 ★ Qwest Field (Att: 68,077)

	1	2	3	4	Final
New England Patriots	3	7	3	11	— 24
Seattle Seahawks	7	7	7	0	— 21

The Patriots rallied from a 21-13 fourth-quarter deficit to defeat the Seattle Seahawks 24-21. Wes Welker had a season-high 12 receptions for 134 yards, and Sammy Morris's touchdown run with 2:44 remaining gave the Patriots their first lead of the day and provided the winning margin. Seattle was driving for a potential game-tying field goal or go-ahead touchdown in the game's final minutes, but Brandon Meriweather sacked Seahawks quarterback Seneca Wallace and forced him to fumble near midfield on the first play after the 2-minute warning. Richard Seymour recovered the loose ball to preserve an exciting New England victory and keep pace in a tight AFC East race.

WELKER: SEASON-HIGH 12 RECEPTIONS

Wes Welker had 12 receptions for 134 yards, recording his highest reception total of the season and the second-highest reception total of his career. In addition to his 12 receptions, Welker also caught a 2-point conversion pass to give the Patriots a 24-21 fourth-quarter lead. Welker's 12 receptions trail only his career-high 13-catch performance against Philadelphia on Nov. 25, 2007. His 12 receptions tie the fifth-highest single-game total in team history, behind Troy Brown's team-record 16 catches on Sept. 22, 2002 and three 13-catch games (Welker, 11/25/07; Deion Branch, 9/29/02; Terry Glenn, 10/3/99).

WELKER: SEASON-HIGH 134 RECEIVING YARDS

Wes Welker had 134 receiving yards, the highest single-game total by a Patriot this season and the highest total for a Patriots player since Randy Moss had 135 receiving yards against Pittsburgh on Dec. 9, 2007.

MORRIS TOUCHDOWN GIVES PATRIOTS LEAD

Sammy Morris plunged into the end zone on a 1-yard scoring run to give the Patriots their first lead of the game with 2:44 left in the contest. Following a 2-point conversion, the Patriots held a 24-21 lead. The touchdown was Morris's second in as many weeks, his sixth rushing score of the season and the 23rd rushing touchdown of his career.

MERIWEATHER SACK ICES GAME

Brandon Meriweather ran up the middle and sacked Seneca Wallace for a 5-yard loss, forcing him to fumble on the first play following the 2-minute warning. Jarvis Green recovered the ball, returning possession back to the Patriots and allowing New England to run out the clock on a 24-21 win. Seattle had a second-and-11 at the Patriots' 44-yard line and was driving for a possible game-tying field goal or a go-ahead touchdown. The sack was the first of Meriweather's career.

CASSEL LEADS SECOND 4TH-QUARTER COMEBACK

Matt Cassel directed his second career fourth-quarter comeback, helping to rally the Patriots to a 24-21 victory following a 21-13 deficit entering the fourth quarter. He also led a fourth-quarter comeback against St. Louis on Oct. 26, leading the Patriots to a 23-16 win following a 16-13 fourth-quarter deficit. Against the Seahawks, the Patriots trailed 21-13 and got the ball with 41 seconds left in the third quarter. Cassel directed a 10-play, 68-yard drive that ended in a 27-yard field goal by Stephen Gostkowski that cut the Seattle lead to 21-16 with 12:19 left in the game. Following a Seattle punt, Cassel then led the Patriots on a 14-play, 71-yard drive that took 6:03 off the clock to give the Patriots a 24-21 lead with 2:44 left (their first lead of the game), following a Sammy Morris touchdown run and a 2-point conversion pass from Cassel to Wes Welker.



GAME NOTES: GAME 14

GAME 14: PATRIOTS 49, RAIDERS 26

Dec. 14, 2008 ★ Oakland-Alameda County Coliseum (Att: 62,179)

	1	2	3	4	Final
New England Patriots	21	14	7	7	— 49
Oakland Raiders	7	7	6	6	— 26

The Patriots defeated the Oakland Raiders, 49-26, to improve to 9-5 on the season and keep pace in the tight AFC East divisional race. New England had its highest scoring output of the season, as Matt Cassel set a career high with four touchdown passes (two to Randy Moss). The Patriots' ground attack churned out 277 yards and produced a pair of touchdowns, while Ellis Hobbs added a kickoff return for a score. New England used a 21-point first quarter to jump on top and became the first NFL team this season to score touchdowns on each of its first four possessions. Hobbs's kickoff return – New England's fifth touchdown of the day – gave the Patriots a 35-14 lead just 2:14 into the second quarter. In the second half, former Raiders LaMont Jordan and Moss each scored touchdowns for the Patriots to round out the scoring.

WELKER CATCHES 100th PASS OF THE SEASON

Wes Welker caught his 100th pass of the season, a 13-yard touchdown reception from Matt Cassel in the second quarter. Welker, who had a franchise-record 112 catches in 2007, became the first player to have back-to-back 100-catch seasons with the Patriots and became the eighth player in NFL history to achieve the feat. Welker joins Marvin Harrison (1999-2002), Jerry Rice (1994-96), Herman Moore (1995-97), Sterling Sharpe (1992-93), Cris Carter (1994-95), Rod Smith (2000-01) and Randy Moss (2002-03) as the only players in league history to achieve the feat. Welker's 100-catch performance is the third in Patriots history, joining his franchise-record 112 catches last season and Troy Brown's total of 101 catches in 2001.

MOSS RECORDS 32nd GAME WITH TWO+ TDs

Randy Moss had two touchdown receptions against Oakland, recording his 32nd career game with two or more touchdown catches. Moss's total number of games with two or more touchdown catches ranks second in NFL history to Jerry Rice's all-time record of 43 games with at least two touchdown receptions. Moss has had three games with two or more scoring grabs this season and has achieved the feat 11 times in 30 games with New England since joining the Patriots prior to the 2007 season.

MOSS MOVES INTO TOP 10 ON NFL'S ALL-TIME RECEIVING YARDAGE LIST

On a 14-yard reception from Matt Cassel in the third quarter, Randy Moss moved into the top 10 on the NFL's all-time receiving yardage list. Moss passed Steve Largent's total of 13,089 career receiving yards to claim 10th place on the league's all-time list. Following his 14-yard catch in the third quarter, Moss had a total of 13,092 career receiving yards.

PATRIOTS RUSHING TOTAL IS MOST SINCE 1985

As a team, the Patriots ran for 277 yards on 39 carries, recording the team's highest single-game rushing total since Dec. 22, 1985, when the Patriots posted 281 yards on 46 carries (6.1 avg.) against the Cincinnati Bengals. New England's rushing total against Oakland was the eighth-highest single-game total in franchise history. The Patriots team record for rushing yards in a game is 332, achieved on Nov. 28, 1976 against Denver. In the Patriots' win over Oakland, Sammy Morris led the way with 14 carries for 117 yards and a touchdown, LaMont Jordan had 12 carries for 97 yards and a touchdown, Kevin Faulk had six rushes for 45 yards, and Matt Cassel added seven rushes for 18 yards, including three game-ending kneeldowns.

MORRIS BREAKS 100-YARD MARK

Sammy Morris ran for 117 yards on 14 carries, recording his second 100-yard rushing game of the season. The 100-yard game was his fourth in 16 games since joining the Patriots prior to the 2007 season, and was his fifth career 100-yard rushing game. Morris's other 100-yard game this season came on Oct. 20 against Denver, when he totaled a career-high 138 rushing yards. The 100-yard rushing game was the third by a Patriots player this season, with Morris's two 100-yard performances joining a 105-yard day by BenJarvus Green-Ellis on Nov. 9 against Buffalo.

JORDAN HAS 97 YARDS AND A TOUCHDOWN

LaMont Jordan had 97 rushing yards and a touchdown on 12 carries, recording his highest rushing output of the season and his highest total since recording 121 rushing yards on 29 carries on Sept. 23, 2007 while playing for the Oakland Raiders against Cleveland. Jordan's rushing performance included a 49-yard touchdown run in the fourth quarter that was his longest rush since Oct. 1, 2006, when he had a 59-yard scoring run for the Raiders in a game against Cleveland. Jordan's 49-yard touchdown run was the longest rush by a Patriots player this season and the longest by a New England player since Dec. 23, 2007, when Laurence Maroney ran for a 59-yard touchdown in the second quarter of a game against the Miami Dolphins.

CASSEL BREAKS 300-COMPLETION MARK

Matt Cassel's 16-yard completion to Sam Aiken on the final play of the third quarter brought his season total to 300 completions. Cassel's 300-completion performance is the 12th in Patriots history. Cassel joins Drew Bledsoe (6 times) and Tom Brady (5 times) as the only players in Patriots history to break the 300-completion mark in a season.

CASSEL THROWS CAREER-HIGH FOUR TDs

Matt Cassel threw four touchdown passes, setting a new single-game career high and tying the sixth-best single-game touchdown performance in team history. Cassel has thrown for three scores on three occasions this season – against Denver on Oct. 20, against the New York Jets on Nov. 13 and at Miami on Nov. 23. Patriots passers have thrown for five touchdowns on four occasions and Tom Brady set a team record with six touchdown tosses on Oct. 21, 2007. Including his four touchdown passes against Oakland, Cassel has totaled 18 touchdown throws this season.

SAMMY MORRIS SETS CAREER HIGH

Sammy Morris gave the Patriots a 21-0 first-quarter lead on a 29-yard touchdown run. The touchdown was Morris's team-high seventh rushing score of the season. His seven overall touchdowns are a career high, topping his six touchdowns as a rookie with Buffalo in 2000 (five rushing, one receiving) and his six scores (all rushing) with Miami in 2004. Morris's seven overall touchdowns this season rank second on the team to Randy Moss, and his seven rushing touchdowns are the most by a Patriot since Corey Dillon had 13 rushing touchdowns in 2006.

HOBBS TIES FRANCHISE RECORD

Ellis Hobbs returned a kickoff 95 yards for a touchdown in the second quarter to give the Patriots a 35-14 lead with 12:46 left in the first half. The kickoff return for a touchdown was the third of Hobbs's career, tying Raymond Clayborn for the most in team history. Clayborn returned three kickoffs for touchdowns in his Patriots career with all three returns coming in his rookie season of 1977. Hobbs has also returned kickoffs for touchdowns on Dec. 17, 2006 against Houston (93 yards) and on Sept. 9, 2007 against the New York Jets (an NFL-record 108 yards).