



NEW ENGLAND PATRIOTS

PRESS RELEASE

GILLETTE STADIUM ★ ONE PATRIOT PLACE ★ FOXBOROUGH, MA 02035 ★ 508.384.4203
FAX: 508.543.9053 ★ WWW.PATRIOTS.COM ★ HTTP://MEDIA.PATRIOTS.COM

PATRIOTS OPEN SEASON VS BUFFALO ON MONDAY NIGHT

MEDIA SCHEDULE

TUESDAY, SEPTEMBER 8

3:15 p.m. Nick Caserio Conference Call
3:30 p.m. Dean Pees Conference Call
3:45 p.m. Bill Belichick Conference Call

WEDNESDAY, SEPTEMBER 9

10:50 - 11:10 a.m. Bill Belichick Press Conf.
11:10 - 11:55 a.m. Open Locker Room
Approx. 1:00 p.m. Practice Availability
1:45 p.m. Bills Conference Call
2:00 p.m. Bills Conference Call

THURSDAY, SEPTEMBER 10

11:10 - 11:55 a.m. Open Locker Room
Approx. 1:00 p.m. Practice Availability

FRIDAY, SEPTEMBER 11

10:50 - 11:10 a.m. Bill Belichick Press Conf.
11:10 - 11:55 a.m. Open Locker Room
Approx. 1:00 p.m. Practice Availability

2009 PATRIOTS SCHEDULE

PRESEASON (3-1)

| | | |
|--------------------------------|---|-------|
| Thurs., Aug. 13at Philadelphia | W | 27-25 |
| Thurs., Aug 20 Cincinnati | L | 6-7 |
| Fri., Aug. 28 at Washington | W | 27-24 |
| Thurs., Sept. 3 N.Y. Giants | W | 38-27 |

REGULAR SEASON

| | | | |
|-------------------|--------------|-------|------|
| Mon., Sept. 14 | Buffalo | 7:00 | ESPN |
| Sun., Sept. 20 at | N.Y. Jets | 1:00 | CBS |
| Sun., Sept. 27 | Atlanta | 1:00 | FOX |
| Sun., Oct. 4 | Baltimore | 1:00 | CBS |
| Sun., Oct. 11 at | Denver | 4:15 | CBS |
| Sun., Oct. 18 | Tennessee | 4:15 | CBS |
| Sun., Oct. 25 # | Tampa Bay | 1:00 | CBS |
| Sun., Nov. 1 | BYE WEEK | | |
| Sun., Nov. 8 | Miami | 1:00 | CBS |
| Sun., Nov. 15 at | Indianapolis | 8:20 | NBC |
| Sun., Nov. 22 | N.Y. Jets | 4:15* | CBS* |
| Mon., Nov. 30 at | New Orleans | 8:30 | ESPN |
| Sun., Dec. 6 at | Miami | 8:20* | NBC* |
| Sun., Dec. 13 | Carolina | 1:00* | CBS* |
| Sun., Dec. 20 at | Buffalo | 1:00* | CBS* |
| Sun., Dec. 27 | Jacksonville | 1:00* | CBS* |
| Sun., Jan. 3 at | Houston | 1:00* | CBS* |

#Wembley Stadium, London, England

PATRIOTS MEDIA WEBSITE

The Patriots' media-only website, located at <http://media.patriots.com>, will be updated for registered users throughout the season with all the latest media information, schedules, rosters and press releases. The media site will also serve as the team's primary credentialing system again in 2009.

BOSTON PATRIOTS VS. BUFFALO BILLS

Monday, September 14, 2009 ★ Gillette Stadium (68,756) ★ 7:00 p.m. EDT

The Boston Patriots will open the 2009 season on Monday Night Football for the fourth time in team history and the first time since the opening of Gillette Stadium in 2002. This week's game will mark the eighth time that the Patriots have opened the season against AFC East Divisional rival Buffalo and the first since the 2006 season. Last season the Patriots finished second in the division with an 11-5 record and are the only team in the NFL to have recorded nine or more wins in each of the last eight seasons.

AFL LEGACY GAMES



This season marks the 50th anniversary of the American Football League (AFL), of which the Patriots and Bills were original members. The Boston Patriots hosted the AFL's first regular season game on September 9, 1960 at Boston University Field. The Patriots and Bills will be



the NFL's first "AFL Legacy Game." Both teams will wear their throwback uniforms. The Patriots will wear red and white uniforms, replicating the ones worn by the 1963 team that claimed the franchise's first division title and competed in the team's first league championship game. In honor of the 50th Anniversary, the Patriots will be the Boston Patriots for the four legacy games.

BROADCAST INFORMATION

TELEVISION: This week's game will be nationally televised by ESPN and can be seen in Boston on WCVB-TV Channel 5. **Mike Tirico** will handle play-by-play duties with **Ron Jaworski** and **Jon Gruden** providing color. **Suzy Kolber** will be the sideline reporter.

NATIONAL RADIO: This week's game will be broadcast to a national audience by **Westwood One**. **Marv Albert** and **Boomer Esiason** will call the game with **Steve Tasker** handling the sideline reporting.

RADIO: 98.5 FM, The Sports Hub, is the flagship station for the **Patriots Radio Network**. A complete listing of the network's 36 stations can be found in this press release. Play-by-play broadcaster **Gil Santos** is in his 33rd season as the voice of the Patriots and will call the action along with Patriots Hall of Famer **Gino Cappelletti**. Santos and Cappelletti are celebrating their 26th season as a tandem.

50TH ANNIVERSARY TEAM TO BE HONORED AT HALFTIME

In recognition of the 50th anniversary, the Patriots' Hall of Fame nominating committee has selected an All-Time Team, recognizing the greatest players at each position to play for the Patriots over 50 years. The Patriots' All-Time Team will be recognized in a ceremony on the field at halftime of the game against Buffalo.



MEDIA CONTACTS

PATRIOTS MEDIA RELATIONS OFFICE: 508-384-4203

Stacey JamesVice President of Media Relations staceyj@patriots.com 508-384-9105
Aaron Salkin Asst. Director of Media Relations.. aarons@patriots.com 508-326-6870
Scott BarbozaMedia Relations Assistant. scottb@patriots.com 508-384-9195
Christy BerkeryMedia Relations Assistant christyb@patriots.com 508-549-0518
Tara BertrandAdministrative Assistant..... tarab@patriots.com 508-384-4311
Jeff CournoyerDirector of Corporate Communications jeffco@patriots.com 508-549-0492



PATRIOTS 50TH ANNIVERSARY

50TH ANNIVERSARY

The Patriots are celebrating their 50th anniversary season in 2009 through a series of acknowledgements and dedications. The 50th season logo will appear throughout the 2009 season in Gillette Stadium, on Patriots.com, on items in the ProShop and in Patriots publications. For the Patriots and their fans, this season is one to celebrate a franchise that has grown from humble beginnings to become the winningest franchise in the NFL over the last 15 seasons.



ALL-TIME LISTS

Over the course of the year, the Patriots are unveiling a series of 20 "Top 10 All-Time" lists for fans to discuss and debate on Patriots All-Access and Patriots.com. Fans have the opportunity to vote for Top 10s in each of the 20 categories at Patriots.com. Fans can also rank the Top 50 Moments in Franchise History, and the Top 10 Moments, as chosen by the fans, will be unveiled over the course of the season.

ALL-TIME TEAM

In recognition of the 50th anniversary, the Patriots' Hall of Fame nominating committee has selected an All-Time Team recognizing the greatest players at each position to play for the Patriots over 50 years. The Patriots' All-Time Team will be recognized in the Patriots' home-opener against Buffalo on Sept. 14. .

ALL-TIME HEAD COACH AND HONORARY CAPTS.

Bill Belichick – Head coach
Gino Cappelletti - Honorary Offensive Captain
Tedy Bruschi – Honorary Defensive Captain

ALL-TIME OFFENSE

| | |
|----------------------------|----------------------------|
| Bruce Armstrong – T | Stanley Morgan - WR |
| Matt Light – T | Troy Brown – WR |
| John Hannah - G | Irving Fryar – WR |
| Logan Mankins – G | Tom Brady – QB |
| Jon Morris – C | Jim Nance – RB |
| Ben Coates – TE | Sam Cunningham – RB |

ALL-TIME DEFENSE

| | |
|-----------------------------|------------------------------|
| Julius Adams – DE | Steve Nelson - ILB |
| Richard Seymour – DE | Nick Buoniconti - ILB |
| Houston Antwine – DT | Mike Haynes - CB |
| Vince Wilfork – DT | Ty Law - CB |
| Andre Tippett – OLB | Fred Marion - S |
| Mike Vrabel – OLB | Rodney Harrison - S |

ALL-TIME SPECIALISTS

| | |
|-------------------------------|------------------------------------|
| Adam Vinatieri – PK | Rich Camarillo – P |
| Kevin Faulk – Returner | Mosi Tatupu – Special Teams |

AFL LEGACY GAMES

This season also marks the 50th anniversary for the American Football League (AFL), of which the Patriots were an original member. The Boston Patriots, who hosted the AFL's first regular season game on Sept. 9, 1960 at Boston University Field, will



be featured in the NFL's first "AFL Legacy Game" on the opening weekend of the 2009 season. On Sept. 14, 2009, the Patriots will host the Buffalo Bills at Gillette Stadium on Monday Night Football. It will be the first of four "AFL Legacy Games" in which the Patriots will appear this season (at Den, vs. Ten and at Mia). The Patriots will wear red and white "throwback" uniforms in those games, replicating the uniforms worn by the 1963 team that claimed the franchise's first division title and competed in the franchise's first league championship game. Patriots coaches will also wear apparel featuring the Pat Patriot logo.

GAMEDAY PROGRAM DESIGN

The original "Pat Patriot" was born in 1960 when newspaper cartoonist Phil Bissell was assigned to sketch a reaction upon the announcement that Boston's American Football League team would be called the Patriots. From his original "Pat" cartoon, Bissell became forever linked with the franchise that wore a copy based off of his original figure on its helmets from 1961 to 1992. Bissell, a resident of Rockport, Mass., also contributed stylized "Pat Patriot" cartoons to the covers of over 50 Patriots game programs throughout the team's AFL seasons from 1960-69. In recognition of the Patriots 50th anniversary, Bissell has been commissioned to create the covers of this season's *Patriots GameDay* magazines in the same style of those early covers.



50TH ANNIVERSARY AFL EXHIBIT

The Hall at Patriot Place presented by Raytheon is a monument to 50 years of Patriots history. In recognition of both the Patriots' 50th anniversary and the 50th anniversary of the AFL, The Hall will feature a special exhibit throughout the 2009 season of game-worn jerseys, helmets and other memorabilia from the AFL era. For more information visit thehallatpatriotplace.com or call 508-698-4800.



PATRIOTS-BILLS

PATRIOTS ON MONDAY NIGHT FOOTBALL

The New England Patriots are 16-21 all-time on Monday Night Football, including a streak of five-straight wins on Monday Night dating back to a 31-21 win at the New York Jets on December 26, 2005. The Patriots are 7-8 in home Monday Night football games.

Last season, the Patriots defeated the Denver Broncos 41-7 in the team's only game on MNF on October 20, 2008 at Gillette Stadium.

This week's game will be the fourth time that the Patriots will open the season on Monday Night Football and the first time since the 2002 season when the Patriots opened Gillette Stadium with a 30-14 win over the Pittsburgh Steelers (9-9-02). The Patriots also opened the season on Monday Night Football in 1979 vs. Pittsburgh in Foxboro and at Denver in 1998.

PATRIOTS OPENING MONDAY NIGHT GAMES

| Year | Opponent | Score |
|------|----------------|--------------|
| 1979 | vs. Pittsburgh | 13-16 (L) OT |
| 1998 | at Denver | 21-27 (L) |
| 2002 | vs. Pittsburgh | 30-14 (W) |

SAMMY MORRIS LIKES MONDAY NIGHT

Sammy Morris has rushed for over 100 yards in his last two Monday Night Football games. Morris gained 138 yards rushing on 16 carries vs. Denver (10/20/08) and had 117 yards on 21 carries at Cincinnati (10/7/07). (Morris was on injured reserve for the Patriots Monday night game at Balt. (12/3/07).

PATRIOTS VS. BUFFALO IN SEASON OPENERS

The Patriots will be opening the season against the Buffalo Bills for the eighth time in team history and the first time since a 19-17 win vs. Buffalo in the 2006 season-opener on September 10, 2006.

The Patriots, who are 57-40-1 all-time against Buffalo, are 3-4 against Buffalo when meeting in the season-opener.

Patriots vs. Buffalo in season-openers

| YEAR | DATE | OPPONENT | SCORE |
|------|------|-------------|-----------|
| 1965 | 9/11 | at Buffalo | 24-7 (L) |
| 1968 | 9/8 | at Buffalo | 16-7 (W) |
| 1973 | 9/16 | vs. Buffalo | 31-13 (L) |
| 1984 | 9/2 | at Buffalo | 21-17 (W) |
| 1993 | 9/5 | at Buffalo | 38-14 (L) |
| 2003 | 9/7 | at Buffalo | 31-0 (L) |
| 2006 | 9/10 | vs. Buffalo | 19-17 W |

OPENING DAY RECORDS

| | W | L | T | Pct. | Streak |
|----------------------------|----|----|---|------|--------|
| New England Patriots | 25 | 24 | 0 | .510 | W-5 |
| Bill Belichick..... | 8 | 6 | 0 | .571 | W-5 |
| Tom Brady | 6 | 1 | 0 | .857 | W-5 |

PATRIOTS SEASON-OPENING SUPERLATIVES

Rushing Yards

| Year | Name | Opponent | No | Yds | Avg | LG | TD |
|------|---------------|-------------|----|-----|------|----|----|
| 1982 | Tony Collins | Baltimore | 21 | 137 | 6.5 | 54 | 0 |
| 1977 | S. Cunningham | Kansas City | 23 | 105 | 4.6 | 11 | 0 |
| 1995 | Curtis Martin | Cleveland | 19 | 102 | 5.4 | 30 | 1 |
| 1983 | R. Weathers | Baltimore | 6 | 100 | 16.7 | 77 | 1 |

Receiving Yards

| Year | Name | Opponent | No | Yds | Avg | LG | TD |
|------|----------------|------------|----|-----|------|----|----|
| 2007 | Randy Moss | N.Y. Jets | 9 | 183 | 20.3 | 51 | 1 |
| 1994 | Ben Coates | Miami | 8 | 161 | 20.1 | 62 | 2 |
| 1989 | Cedric Jones | N.Y. Jets | 8 | 148 | 18.5 | 36 | 0 |
| 1978 | Harold Jackson | Washington | 7 | 124 | 17.7 | 45 | 1 |

Passing Yards

| Year | Name | Opponent | Att | Com | Yds | TD | Int |
|------|--------------|--------------|-----|-----|-----|----|-----|
| 1994 | Drew Bledsoe | Miami | 51 | 32 | 421 | 4 | 2 |
| 1999 | Drew Bledsoe | N.Y. Jets | 30 | 21 | 340 | 1 | 1 |
| 1997 | Drew Bledsoe | San Diego | 39 | 26 | 340 | 4 | 0 |
| 2004 | Tom Brady | Indianapolis | 38 | 26 | 335 | 3 | 1 |

RECENT PATRIOTS SEASON OPENERS

The Patriots have won 12 of their past 14 home openers, including a perfect 7-0 record at Gillette Stadium. Overall, the Patriots have won five of their last six regular-season openers, including five straight victories dating back to 2004.

PATRIOTS SEASON OPENERS SINCE 2002

PATRIOTS SEASON OPENERS SINCE 2002

| Date | Opp | W/L | Score | Game Notes |
|----------|--------|-----|-------|---|
| 09/07/08 | vs. KC | W | 17-10 | The Patriots won their 20 th consecutive regular-season game |
| 09/09/07 | at NYJ | W | 38-14 | Randy Moss totals 183 yards in Patriots debut |
| 09/10/06 | BUF | W | 19-17 | Fourth-quarter safety by Ty Warren provides winning points |
| 09/08/05 | OAK | W | 30-20 | Patriots unveil third Super Bowl banner in Thursday night opener |
| 09/09/04 | IND | W | 27-24 | Willie McGinest sack leads to missed Colts FG in final minute |
| 09/07/03 | at BUF | L | 0-31 | Loss sparks 17 wins in next 18 games en route to Super Bowl win |
| 09/09/02 | PIT | W | 30-14 | Patriots win Gillette Stadium opener, first banner raised |

DIVISIONAL DOMINANCE

The New England Patriots own a 39-11 (.780) record in regular season AFC East games since the beginning of the 2001 season, compiling the best intra-division record of any team in the NFL over the last eight seasons.

NFL'S TOP DIVISIONAL RECORDS SINCE 2001

| Team | W | L | T | Pct. |
|-----------------------------|-----------|-----------|----------|-------------|
| New England Patriots | 39 | 11 | 0 | .780 |
| Pittsburgh Steelers | 39 | 13 | 0 | .750 |
| Indianapolis Colts | 35 | 15 | 0 | .700 |
| Green Bay Packers | 34 | 16 | 0 | .680 |
| Seattle Seahawks | 32 | 18 | 0 | .640 |
| Philadelphia Eagles | 31 | 19 | 0 | .620 |
| Denver Broncos | 29 | 21 | 0 | .580 |
| New York Giants | 28 | 22 | 0 | .560 |
| Minnesota Vikings | 28 | 22 | 0 | .560 |
| Chicago Bears | 28 | 22 | 0 | .560 |
| San Diego Chargers | 28 | 22 | 0 | .560 |
| Tennessee Titans | 28 | 24 | 0 | .538 |
| Baltimore Ravens | 28 | 24 | 0 | .538 |

AFC EAST DIVISIONAL RECORDS SINCE 2001

| Team | W | L | T | Pct. | Div. Titles | Years |
|--------------------|-----------|-----------|----------|-------------|-------------|----------------------|
| New England | 39 | 11 | 0 | .780 | 5 | 2001, 2003-07 |
| New York Jets | 25 | 25 | 0 | .500 | 1 | 2002 |
| Miami | 20 | 30 | 0 | .400 | 1 | 2008 |
| Buffalo | 17 | 33 | 0 | .340 | 0 | --- |



NOTES: The Indianapolis Colts were members of the AFC East in 2001 and compiled a 3-5 divisional record that season. In 2002, the Patriots and Jets both finished with a 9-7 overall record and a 4-2 divisional record, but the Jets claimed the division title by virtue of having a better record against common opponents. In 2008, the Patriots and Dolphins both finished with an 11-5 overall record and a 4-2 divisional record and were tied in games against common opponents, but the Dolphins claimed the division title by virtue of having a better conference record.



PATRIOTS-BILLS

SERIES HISTORY

The Patriots and Bills will meet for the 99th time, with New England holding a 57-40-1 edge. The series between the AFC East rivals began in 1960. The Patriots' 57 wins over the Bills are their highest victory total over any opponent, eight more than they own over the New York Jets (49). New England has won 11 straight games in the series and has won 16 of its last 18 games against Buffalo dating back to the 2000 season. The Patriots have swept the season series from the Bills in five straight years and have achieved the feat seven of the last eight years. The Patriots have won by an average margin of 20.5 points per game during their current 11-game win streak. The Patriots have had the upper hand when playing the Bills at home as they own a 30-19 record. The Patriots beat the Bills last season at Ralph Wilson Stadium by a 13-0 score. The teams have had many memorable matchups over the years, including a five-game span from 1999 to 2001 where four of the five contests were decided in overtime.



The results of the first 99 games between the Patriots and the Bills can be found on page 287 of the 2009 Patriots Media Guide.

SERIES TRENDS

Home Record **30-19**
 Record in Foxborough 24-14
 Foxboro Stadium 17-14
 Gillette Stadium 7-0
 Record in Boston 6-5
Away Record **27-21-1**
 War Memorial Stadium 7-6-1
 Ralph Wilson/Rich Stadium 20-15
 Largest Margin of Victory 46 pts (2007)
 Largest Margin of Defeat 35 points (1970)
 Longest Win Streak 11 games
 Bill Belichick vs. Buffalo Bills 16-3 (16-2 with N.E.)
 Dick Jauron vs. New England... 1-7 (0-6 with Buffalo)

PATRIOTS – BILLS QUICK HITS

- The Patriots will look to remain undefeated against Buffalo at Gillette Stadium. The Patriots have won the previous seven games.
- The Patriots have recorded 57 wins over the Bills, the most by the Patriots against any one opponent.
- New England has won 11 straight games against Buffalo, tying their longest series winning streak against an opponent.
- The Patriots have defeated the Bills 16 times in the last 18 games between the teams – a feat never before achieved in franchise history against any opponent.
- The Patriots defense has held the Bills to a touchdown or less in the last five games between the teams.
- Bill Belichick holds a 16-3 career record against Buffalo, including a 16-2 record as head coach of the Patriots.

TALE OF THE TAPE

| 2008 Regular Season | New England | Buffalo Bills |
|--------------------------|-----------------|---------------|
| Record | 11-5 | 7-9 |
| Divisional Standings | 2 nd | 4th |
| Total Yards Gained | 5,847 | 4,882 |
| Total Offense (Rank) | 365.4 (5) | 305.1 (25) |
| Rush Offense | 142.4 (6) | 115.1 (14) |
| Pass Offense | 223.1 (12) | 190.0 (22) |
| Points Per Game | 25.6 (8) | 21.0 (23) |
| Total Yards Allowed | 4,944 | 5,217 |
| Total Defense | 309.0 (10) | 326.1 (14) |
| Rush Defense | 107.6 (15) | 121.6 (22) |
| Pass Defense | 201.4 (11) | 204.4 (13) |
| Points Allowed/Game | 19.3 (8) | 21.4 (14) |
| Possession Avg. | 32:09 | 30:04 |
| Sacks Allowed/Yards Lost | 48/221 | 38/262 |
| Sacks Made/Yards | 31/239 | 24/170 |
| Passing TD/Int (off.) | 21/11 | 14/15 |
| Passing TD/Int (def.) | 27/14 | 14/10 |
| Total Touchdowns | 43 | 35 |
| Penalties Against/Yards | 57/501 | 71/538 |
| Punts/Avg. | 50/44.0 | 58/44.1 |
| Field Goals Made/Att. | 36/40 | 30/38 |
| Takeaway/Giveaway Ratio | +1 | -8 |

SERIES SUCCESS

The Patriots have won 11 straight games against the Bills, which is tied for the longest regular-season winning streak against an opponent in team history.

PATRIOTS LONGEST SERIES WINNING STREAKS

| Win Strk | Date Opponent | Date Begun | Date Ended |
|-----------|----------------------|-----------------|---------------|
| 11 | Buffalo Bills | 01/02/83 | 12/20/87 |
| 11 | Buffalo Bills | 12/27/03 | Active |
| 10 | San Diego Chargers | 12/02/73 | 10/14/01 |
| 7 | New York Jets | 09/21/03 | 11/12/06 |
| 7 | Indianapolis Colts | 10/20/96 | 09/19/99 |

LONGEST CURRENT NFL SERIES WINNING STREAKS

| Team | Opponent | Win Streak | Last Loss |
|--------------------|----------------|------------|-----------------|
| San Diego | Oakland | 11 | 09/28/03 |
| Pittsburgh | Cleveland | 11 | 10/05/03 |
| New England | Buffalo | 11 | 09/07/03 |
| Buffalo | Cincinnati | 9 | 01/08/89 |

THE LAST TIME: PATRIOTS 13, BILLS 0

December 28, 2008 ★ Ralph Wilson Stadium

| | 1 | 2 | 3 | 4 | Final |
|----------------------|---|---|---|---|-------|
| New England Patriots | 3 | 0 | 7 | 3 | — 13 |
| Buffalo Bills | 0 | 0 | 0 | 0 | — 0 |

With gusty winds of 75 miles per hour, the wind wreaked havoc for both teams. Despite the game conditions, the Patriots were able to put together three scoring drives and shutout the Bills, 13-0. QB Matt Cassel attempted just eight passes in the game. Buffalo never got closer than the New England 34-yard line against a stingy Patriots defense. RB Sammy Morris had 24 carries for 85 yards and Lamont Jordan had 20 carries for 64 yards.



PATRIOTS-BILLS

PASSING PERFORMANCES

Tom Brady is slated to start against Buffalo for the 15th time in his career. The Patriots signal caller has led the Patriots to 13 regular season victories over the Bills, recording his highest regular season victory total over any opponent. Brady has compiled nine consecutive victories over the Bills, marking his longest regular-season winning streak over any opponent. Additionally, Brady has thrown for more touchdowns (30) against Buffalo than any other opponent.

Tom Brady vs. Buffalo (13-1)

| DATE | H/A | A | C | YDS | % | TD | I | RT W/LSCORE |
|----------------------|-----|------------|------------|-------------|-------------|-------------|--------------|----------------|
| 11/11/01 | H | 21 | 15 | 107 | .714 | 1 | 1 | 78.9 W21-11 |
| 12/16/01 | A | 35 | 19 | 237 | .543 | 0 | 1 | 63.6W(ot) 12-9 |
| 11/03/02 | A | 26 | 22 | 265 | .846 | 3 | 0 | 147.6 W 38-7 |
| 12/08/02 | H | 27 | 15 | 183 | .556 | 2 | 0 | 101.3 W27-17 |
| 09/07/03 | A | 28 | 14 | 123 | .500 | 0 | 4 | 22.4 L 0-31 |
| 12/27/03 | H | 32 | 21 | 204 | .656 | 4 | 0 | 122.9 W 31-0 |
| 10/03/04 | A | 30 | 17 | 298 | .567 | 2 | 0 | 112.9 W31-17 |
| 11/14/04 | H | 35 | 19 | 233 | .543 | 2 | 1 | 82.2 W 29-6 |
| 10/30/05 | H | 21 | 14 | 199 | .667 | 1 | 0 | 113.9 W21-16 |
| 12/11/05 | A | 38 | 29 | 329 | .763 | 2 | 2 | 97.4 W 35-7 |
| 09/10/06 | H | 23 | 11 | 163 | .478 | 2 | 1 | 82.3 W19-17 |
| 10/22/06 | A | 27 | 18 | 195 | .667 | 2 | 0 | 112.4 W 28-6 |
| 09/23/07 | H | 29 | 23 | 311 | .793 | 4 | 0 | 150.9 W 38-7 |
| 11/18/07 | A | 39 | 31 | 373 | .795 | 5 | 0 | 146.1 W56-10 |
| Career Totals | | 411 | 268 | 3220 | .652 | 3010 | 103.3 | 13-1 |

CONNECTIONS

➤ **Buffalo Head Coach Dick Jauron** attended Swampscott High School, where he was named one of the top ten prep athletes of the 20th Century in the state of Massachusetts by the Boston Globe. Later, Jauron went on to play running back at Yale University where he still holds several school records, including consecutive 100-yard rushing games (16).

➤ Patriots veteran **RB Fred Taylor** and Bills **CB Drayton Florence** were 2008 teammates on the Jacksonville Jaguars. Florence was also teammates with Patriots **WR Wes Welker** in 2004 on the San Diego Chargers.

➤ Bills **CB Dustin Fox's** uncle, **Tim**, was a first round draft choice of New England in 1976 and played 6 seasons with the Patriots..

➤ Bills **OL Geoff Hangartner** played his college ball at Texas A&M and was teammates with **DL Ty Warren** (2001-02).

➤ Patriots rookie **DL Myron Pryor** and Bills WR **Steve Johnson** were teammates at Kentucky from 2005-2007. Newlyacquired Patriots **DB Shawn Springs** and Bills **Rian Lindell** were teammates on the Seattle Seahawks from 2000-2002.

➤ Patriots **CB Leigh Bodden** and Bills **FB Corey McIntyre** played for the Browns during the 2005 campaign.

CONNECTIONS (continued)

➤ Bills **OL Seth McKinney** was teammates with Pats **CB Leigh Bodden** in Cleveland in 2007.

➤ Bills **WR/PR Roscoe Parrish** and Patriots **S Brandon Meriweather** were teammates at the University of Miami in 2003 & 2004. Meriweather and Parrish were also teammates with Patriots **NT Vince Wilfork** in 2003.

➤ **Stroud** played for the Jaguars from 2001-2007. Taylor and Stroud also played for Jacksonville with Patriots **P Chris Hanson** from 2001-2006. Bills **LB Pat Thomas** was a Jaguar from 2005-2007, as was **Dan Connolly** in 2005 and 2006.

➤ Returning Patriots **LB Tully Banta-Cain** and Bills **OT Langston Walker** were teammates at Cal from 1999-2001.

➤ Patriots **WR Randy Moss** and **OT Langston Walker** played together on the Oakland Raiders in 2005 and 2006.

➤ Patriots **LB Pierre Woods** and Bills **S Donte Whitner** were high school teammates at Glenville High School (OH) and played against each other in college football's biggest rivalry. Whitner attended Ohio State (2003-2006) and Woods played at Michigan (2002-2006).

➤ Bills **RB Justise Hairston** hails from New Britain, Conn. And transferred to Central Connecticut from Rutgers for his senior season in 2006. Hairston also spent the 2007 season as a member of the New England Patriots practice squad.

➤ Bills **TE Jonathan Stupar** originally entered the NFL as an undrafted free agent with the Patriots in 2008.

➤ Patriots rookie **OL Rich Ohrnberger** and Bills rookie **DE Aaron Maybin** were teammates at Penn State from 2006-2008.

➤ Patriots rookie **S Pat Chung** and Bills rookie **CB Jairus Byrd** patrolled the secondary together at Oregon for three years, from 2006-2008.

➤ Patriots **WR Sam Aiken** played for the Bills from 2003-2007.

➤ Patriots **RB Sammy Morris** played for the Bills from 2000-2003.



INSIDE THE NUMBERS

MILESTONES APPROACHING

2

The number of wins the Patriots need to reach 400 total wins. New England's all-time record is 398-367-9.

3

The number of touchdown passes QB Tom Brady needs to become the 27th NFL player to throw for 200 touchdowns.

7

The number of wins in home-openers at Gillette Stadium. The Patriots are a perfect 7-0 in home-openers at Gillette Stadium.

15

The number of touchdown receptions Randy Moss needs to become the second player in NFL history with 150 receiving touchdowns. Moss can join Jerry Rice (197) as the only players in NFL history with 150 receiving touchdowns. In 11 seasons, Moss has 135 touchdown receptions.

17

The number of field goals K Stephen Gostkowski needs to take over 4th place on the Patriots' all-time field goal list.

18

The number of receptions WR Joey Galloway needs to become the 30th player in NFL history with 700 career receptions.

57

The number of receptions WR Randy Moss needs to become the 10th player in NFL history to surpass 900 career receptions.

290

The number of receiving yards WR Joey Galloway needs to become the 21st player in NFL history with 11,000 yards receiving.

222

The number of rushing yards RB Kevin Faulk needs to pass Dan Calhoun (3,91 yards) for fifth place on the Patriots all-time rushing list.

441

The number of passing yards QB Tom Brady needs to pass Steve Grogan for second place on the Patriots' All-time list.

799

The number of yards WR Randy Moss needs to become the seventh player in NFL history to reach 14,000 yards. Moss enters the 2009 season in 9th place all-time with 13,201 receiving yards.

PATRIOTS HALL OF FAME

1

The number of contributors in the Patriots Hall of Fame after Chairman and CEO Robert Kraft inducted William H. "Billy" Sullivan, the team's founder this year.

2

The number of Patriots Hall of Famers who also won League MVP honors (Gino Cappelletti in 1964 and Jim Nance in 1966).

4

The number of Patriots Hall of Famers who are also in the Pro Football Hall of Fame (John Hannah, Andre Tippett, Mike Haynes and Nick Buoniconti).

14

The number of players in the Patriots Hall of Fame following the induction of former RB Jim Nance.

104.1

The average number of rushing yards Nance had per game during his MVP season in 1966, which still remains a Patriots single-season record.

STREAKING

161

The number of consecutive home games the Patriots have sold out. The streak includes every preseason, regular-season and playoff game since the 1994 regular-season opener.

7

The number of consecutive seasons in which the Patriots have won nine or more regular-season games. They are the only team in the NFL to have won at least nine games in each of the last seven seasons entering 2009.

12

The number of consecutive regular-season games the Patriots have won when a New England player has a 100-yard rushing game. The last time New England lost a game in which one of its runners broke the 100-yard mark was on Dec. 20, 2004, when the Patriots lost 29-28 at Miami despite a 121-yard effort by Corey Dillon.

13

The number of consecutive regular-season victories the Patriots have recorded against NFC teams, a streak that dates back to 2005.

THE KRAFT ERA

3

The number of Super Bowl championships the Patriots have won since Robert Kraft purchased the team in 1994. That mark is the highest total in the NFL over that span. Only Denver (2; 1997 and 1998) and Pittsburgh (2; 2005 and 2008) have won multiple Super Bowl titles since 1994.

5

The number of conference championships the Patriots have won since Robert Kraft purchased the team in 1994. That mark is the highest total in the NFL over that span. Pittsburgh has won three conference titles since 1994.

17

The number of playoff games the Patriots have won since Robert Kraft purchased the team in 1994. That mark is the highest total in the NFL over that span. Pittsburgh ranks second with 15 playoff wins over that span.

24

The number of playoff games the Patriots have appeared in since 1994. The mark is the highest in the NFL, ahead of the 23 games played by Pittsburgh.

THE BELICHICK ERA

4

Bill Belichick is one of just four head coaches to win three championships since the Super Bowl era began following the 1966 season. Coach Belichick joins three members of the Pro Football Hall of Fame in the exclusive club (Chuck Knoll 4, Joe Gibbs 3, and Bill Walsh 3). Belichick is the only coach to win three Super Bowls in the post-1993 salary cap era.

7

The number of consecutive home-opening wins in Belichick's nine Patriots seasons.

97-31

The Patriots' record since 2001 under Head Coach Bill Belichick. Under Belichick, the Patriots have won 75.8 percent of their regular-season games, recording the highest winning percentage of any major American professional sports team over that span.

116

The number of wins Coach Belichick has recorded since becoming Patriots head coach in 2000.



PATRIOTS FOOTBALL NETWORK

The **Patriots Football Network** (PFN) is the full portfolio of media offerings from the three-time Super Bowl Champion New England Patriots. PFN provides Patriots content produced both in-house and with media partners spanning print, television, radio and the Internet.

PATRIOTS ALL ACCESS

T Emmy-Award winning Patriots All Access airs weekly throughout the season on WBZ, Channel 4 in Boston and regional affiliates. Patriots All Access features exclusive, behind-the-scenes access and in-depth weekly features on Patriots players and personnel. Hosted by WBZ's Steve Burton, the show features weekly sit-downs with Coach Bill Belichick, including the popular "Belestrator" segment where the coach breaks down upcoming opponents.

Saturdays at 7:00 p.m. and Sundays at 10:00 a.m. on **WBZ-TV Channel 4 in Boston**

Sundays at 10:00 a.m. on **WNAC-TV in Providence**; Saturdays at 12:05 a.m. on **WMUR-TV in Manchester, N.H.**

Saturdays at 5:00 a.m. on **WMTW-TV in Portland, Maine**; Saturdays at 5:00 p.m. on **WCTX-TV in Hartford, Conn.**

Saturdays at 7:00 p.m. on **WFXQ-TV in Springfield, Mass.**; Sundays at 11:00 a.m. on **WVII-TV in Bangor, Maine**



TOTALLY PATRIOTS



Totally Patriots, a youth-oriented football show, airs each Sunday morning on WSBK, Channel 38 in Boston. Each week, Totally Patriots allows the next generation of Patriots fans unprecedented access to their favorite players, enabling them to ask questions in a relaxed, informal setting. The program also includes the opportunity to win college scholarships by writing weekly essays on the Patriots.

PATRIOTS TODAY AND PATRIOTS THIS WEEK

PATRIOTS TODAY: Available daily at Patriots.com and on Verizon Fios on Demand

PATRIOTS THIS WEEK: Saturdays at 10:00 p.m. on WSBK Channel 38 *Patriots Today* gives fans a daily, in-depth look at the club that is unmatched by any other outlet. The show is hosted by Kristina Akra with daily reports from Brian Lowe and twice-weekly analysis from PFW's Paul Perillo. This daily Webcast is dedicated exclusively to the Patriots and provides daily features, reports and commentary that will satisfy every fan's daily Patriots fix. Every Saturday night during the season on Channel 38, Kristina Akra will bring you *Patriots This Week*, providing a thorough recap of each week's developments.

PATRIOTS.COM

NEWS

Patriots.com features daily updates and exclusive content from the writers of *Patriots Football Weekly*, offering everything from breaking news to player features and the popular "Ask PFW" postings.

VIDEO

The first professional sports team website to offer streaming video provides Patriots fans with a variety of exclusive video content. Visitors can choose their channel and watch exclusive video from news to cheerleaders. Patriots.com also features video of every Patriots press conference, including postgame press conferences and Coach Belichick's weekday media updates.

AUDIO

Patriots Web Radio programming is available exclusively on Patriots.com beginning at noon each day, Monday through Friday. Kicking off the programming lineup is PFW In Progress, a daily online program that features candid commentary from the writers of *Patriots Football Weekly*. Following PFW In Progress is Patriots Playbook, hosted by John Rooke, featuring items from around the NFL. Stay tuned for the debut of new shows during the 2009 season. Patriots.com also offers streaming audio of every Patriots press conference, as well as archives of Patriots.com Radio shows. Patriots.com provides podcasts of Patriots.com radio offerings as well as exclusive content.

PATRIOTS MONDAY ON WEEI

WEEI Sports Radio broadcasts Patriots Monday each week, offering fans unique insight and analysis from Coach Belichick and Tom Brady in addition to other Patriots players. WEEI will broadcast Patriots Monday live from Gillette Stadium each Monday, kicking off with Dennis & Callahan at 6:00 a.m.

PATRIOTS FRIDAY ON WEEI

WEEI Sports Radio broadcasts Patriots Friday each week, offering fans a look ahead at the weekend's game, match ups and rivalries. Various Patriots players will be featured on air. WEEI will broadcast Patriots Fridays each week throughout the season, kicking off with Dennis & Callahan at 6:00 a.m., followed by Dale & Holley at 10:00 a.m. and The Big Show with Glenn Ordway from 2:00 to 6:00 p.m.

98.5 THE SPORTS HUB PATRIOTS RADIO NETWORK

A new era in Patriots Radio history begins this season, with the move of the game broadcasts to 98.5 FM, Boston's Sports Hub. The transition to Boston's new all-sports radio station insures that Patriots fans will continue to hear every kick, block and tackle in stereo, and without static, in crystal-clear FM quality. Fans all over New England will be able to listen in to any of 36 stations on the Safety Insurance 98.5 The Sports Hub Patriots Radio Network, starting with Patriots Preview three hours before kickoff, and capped off with Patriots Postgame for three hours after the final gun.



FLAGSHIP STATION 98.5 FM Boston's Sports Hub

MASSACHUSETTS

| | | |
|------|----------------|----------|
| WAQY | Springfield | 102.1 FM |
| WBEC | Pittsfield | 1420 AM |
| WPKZ | Fitchburg | 1280 AM |
| WNAW | N. Adams | 1230 AM |
| WBSM | New Bedford | 1420 AM |
| WPVQ | Greenfield | 95.3 FM |
| WSAR | Fall River | 1480 AM |
| WSBS | Gt. Barrington | 860 AM |
| WWFX | Worcester | 100.1 FM |
| WXTK | Hyannis | 95.1 FM |

MAINE

| | | |
|------|--------------|----------|
| WEBB | Augusta | 98.5 FM |
| WWMJ | Bangor | 95.7 FM |
| WBLM | Portland | 102.9 FM |
| WEGP | Presque Isle | 1390 AM |

CONNECTICUT

| | | |
|------|------------|----------|
| WCCC | Hartford | 106.9 FM |
| WXLN | New London | 104.7 FM |
| WINY | Putnam | 1350 AM |
| WGCH | Greenwich | 1490 AM |

NEW HAMPSHIRE

| | | |
|------|------------|----------|
| WTPL | Concord | 107.7 FM |
| WSAK | Hampton | 102.1 FM |
| WWHQ | Laconia | 101.5 FM |
| WKNE | Keene | 99.1 FM |
| WSHK | Portsmouth | 105.3 FM |
| WSMN | Nashua | 1590 AM |
| WPKQ | N. Conway | 103.7 FM |
| WGAM | Manchester | 1250 AM |

RHODE ISLAND

| | | |
|------|------------|---------|
| WPRO | Providence | 630 AM |
| WEAN | Providence | 99.7 FM |

VERMONT

| | | |
|------|--------------|----------|
| WBTN | Bennington | 1370 AM |
| WORK | Barre | 107.1 FM |
| WKVT | Brattleboro | 92.7 FM |
| WEAV | Burlington | 960 AM |
| WIKI | Newport | 1490 AM |
| WEXP | Rutland | 101.5 FM |
| WSTJ | St Johnsbury | 1340 AM |
| WMXR | Woodstock | 93.9 FM |



ROBERT KRAFT NEWS & NOTES

Since Robert Kraft purchased the team in 1994, the Patriots have experienced one of the most dramatic turnarounds in the history of sports. In 15 seasons of ownership, Kraft has transformed one of the league's least successful clubs into what many observers view as a model NFL franchise. In the five seasons immediately preceding his purchase (1989-93), the Patriots were a moribund team, winning just 19 of 80 games (.311 pct.) and recording the worst record in the NFL over that span. When he bought the franchise on Jan. 21, 1994, Kraft announced his intention to bring a championship to New England, a tall order considering the team's previous success rate. But under Kraft's leadership, the Patriots have won eight division titles, five conference crowns and three Super Bowl championships. The Patriots have made five Super Bowl appearances since Kraft purchased the team, a period during which no other NFL franchise has earned more than three berths.



| | Pre-Kraft 1960-93 | 1989-93 | Kraft Era 1994-08 |
|---------------------|------------------------------|----------------|------------------------------|
| Overall Record | 225-276-9 | 19-61 | 173-91 |
| Winning Pct. | .450 | .311 | .655 |
| Super Bowl Titles | 0 | 0 | 3 |
| Conference Titles | 1 | 0 | 5 |
| Division Titles | 3 | 0 | 8 |
| Playoff Seasons | 5 | 0 | 10 |
| Playoff Record | 4-6 | -- | 17-7 |
| Home Playoff Games | 1 | 0 | 11 |
| Home Playoff Record | 0-1 | -- | 11-0 |

A CHAMPIONSHIP TRADITION

The Patriots, the Los Angeles Lakers and the San Antonio Spurs are the only teams from the four major professional sports leagues to have won three titles since 2001.

MULTIPLE LEAGUE CHAMPIONSHIPS SINCE 2001

| Team | League | Titles |
|-----------------------------|------------|----------|
| New England Patriots | NFL | 3 |
| Los Angeles Lakers | NBA | 3 |
| San Antonio Spurs | NBA | 3 |
| Boston Red Sox | MLB | 2 |

CHAMPIONSHIP GAME/SERIES APPEARANCES SINCE 1994

| Team | League | Appearances |
|-----------------------------|------------|-------------|
| New York Yankees | MLB | 6 |
| Los Angeles Lakers | NBA | 6 |
| Detroit Red Wings | NHL | 6 |
| New England Patriots | NFL | 5 |
| San Antonio Spurs | NBA | 4 |
| New Jersey Devils | NHL | 4 |

SELLOUT STREAK

In the early 1990s, the Patriots seemed destined for relocation until Robert Kraft's purchase of the team rejuvenated local interest. In 1991, the season ticket base was just 17,635, barely enough to support the club. Now, the season-ticket base stands at a capped total of 61,759 and more than 50,000 fans are on a waiting list. The Patriots have sold out 161 consecutive home games (dating back to the 1994 regular-season opener).

SUCCESS STORY

Since Robert Kraft purchased the team in 1994, the Patriots have been one of the NFL's elite franchises. Over the first 15-plus years of Kraft's ownership, the Patriots own the NFL's highest winning percentage and have won more Super Bowl titles, more conference championships and more playoff games than any other NFL team.

SINCE ROBERT KRAFT PURCHASED THE TEAM IN 1994...

TOTAL VICTORIES SINCE 1994 (Incl. Postseason)

| | |
|-----------------------------|------------|
| New England Patriots | 173 |
| Pittsburgh Steelers | 166 |
| Green Bay Packers | 160 |
| Indianapolis Colts | 155 |
| Denver Broncos | 153 |
| Philadelphia Eagles | 144 |

WINNING PERCENTAGE SINCE 1994 (Incl. Postseason)

| Team | W | L | T | Pct. |
|-----------------------------|------------|-----------|----------|-------------|
| New England Patriots | 173 | 91 | 0 | .655 |
| Pittsburgh Steelers | 166 | 96 | 1 | .633 |
| Green Bay Packers | 160 | 100 | 0 | .615 |
| Denver Broncos | 153 | 100 | 0 | .605 |
| Indianapolis Colts | 155 | 104 | 0 | .598 |
| Philadelphia Eagles | 144 | 114 | 2 | .558 |
| Minnesota Vikings | 138 | 115 | 0 | .545 |

SUPER BOWL CHAMPIONSHIPS SINCE 1994

| | |
|-----------------------------|----------|
| New England Patriots | 3 |
| Pittsburgh Steelers | 2 |
| Denver Broncos | 2 |
| 9 Teams | 1 |

CONFERENCE CHAMPIONSHIPS SINCE 1994

| | |
|-----------------------------|----------|
| New England Patriots | 5 |
| Pittsburgh Steelers | 3 |
| Denver Broncos | 2 |
| Green Bay Packers | 2 |
| St. Louis Rams | 2 |
| 16 Teams | 1 |

PLAYOFF VICTORIES SINCE 1994

| | |
|-----------------------------|-----------|
| New England Patriots | 17 |
| Pittsburgh Steelers | 15 |
| Green Bay Packers | 11 |
| Philadelphia Eagles | 11 |
| Indianapolis Colts | 9 |

PLAYOFF GAMES PLAYED SINCE 1994

| | |
|-----------------------------|-----------|
| New England Patriots | 24 |
| Pittsburgh Steelers | 23 |
| Green Bay Packers | 20 |
| Philadelphia Eagles | 20 |
| Indianapolis Colts | 19 |
| Denver Broncos | 13 |
| San Francisco 49ers | 13 |

PLAYOFF SEASONS SINCE 1994 (Including 2008)

| | |
|-----------------------------|-----------|
| Indianapolis Colts | 11 |
| New England Patriots | 10 |
| Green Bay Packers | 10 |
| Pittsburgh Steelers | 9 |
| Philadelphia Eagles | 9 |
| Dallas Cowboys | 8 |

PLAYOFF WINNING PERCENTAGE SINCE 1994

| Team | W | L | Pct. |
|-----------------------------|-----------|----------|-------------|
| New England Patriots | 17 | 7 | .708 |
| Arizona Cardinals | 4 | 2 | .666 |
| Pittsburgh Steelers | 15 | 8 | .652 |
| Baltimore Ravens | 7 | 4 | .636 |
| Denver Broncos | 8 | 5 | .615 |
| Carolina Panthers | 6 | 4 | .600 |

SINCE ROBERT KRAFT PURCHASED THE TEAM IN 1994...

SINCE ROBERT KRAFT PURCHASED THE TEAM IN 1994...



BILL BELICHICK NEWS & NOTES

THE HEAD COACH

Overall Record: 153-90 (.630)
Regular Season: 138-86 (.616)
Postseason: 15-4 (.789)
With Patriots overall: 116-45 (.720)
Overall since 2001: 111-34 (.766)
Super Bowl Titles: 5 (86, 90, 01, 03, 04)
Conf. Titles: 7 (86, 90, 96, 01, 03, 04, 07)
Division Titles: 13 (75, 78, 86, 89, 90, 96, 98, 01, 03, 04, 05, 06, 07)



Bill Belichick is the only head coach in NFL history to win three Super Bowl titles in a four-year span. Belichick spent 20 years as an assistant coach in the NFL and this is his 15th season as a head coach. According to the Elias Sports Bureau he is the only man in NFL history to serve 20 or more seasons as an assistant coach and at least 15 seasons as a head coach. Over a 100-game span from 2003-08, Belichick directed the team to an 82-18 record, marking the best 100-game span for any team in NFL history. In the 2007 season, Belichick led the Patriots to the fourth undefeated and untied regular season in the NFL's 88-year history and the first since the NFL established a 16-game schedule in 1978. He has led the Patriots to the Super Bowl four times in the last eight seasons and has produced six division championships in the last eight seasons, including five straight from 2003-07. Belichick's Patriots teams own the all-time NFL records for consecutive total victories (21 from 2003-04), consecutive regular-season victories (21 from 2006-08) and consecutive playoff victories (10 from 2001-05). Belichick owns the second best postseason record in NFL history (15-4) and is the winningest NFL head coach since 2001 (111-34). From 2003-04, he directed the Patriots to back-to-back Super Bowl titles while posting consecutive 17-win campaigns. Belichick has spent more seasons in the league than any other current NFL head coach, and in that time has been a part of five Super Bowl championship teams. His overall record of 116-45 with the Patriots gives him the most victories and the best winning percentage of any head coach in franchise history.

ELITE COMPANY

Bill Belichick is one of nine NFL head coaches to win three or more championships since the league began postseason play in 1933. With the Patriots' victory in Super Bowl XXXIX, Belichick joined an exclusive club in which each of the eight other members has been enshrined in the Pro Football Hall of Fame.

HEAD COACHES WITH THREE OR MORE NFL TITLES

(Listed alphabetically)

| Head Coach | Championship Team(s) |
|-----------------------|--------------------------------|
| Bill Belichick | New England Patriots |
| Paul Brown | Cleveland Browns |
| Weeb Ewbank | Baltimore Colts, New York Jets |
| Joe Gibbs | Washington Redskins |
| George Halas | Chicago Bears |
| Curly Lambeau | Green Bay Packers |
| Vince Lombardi | Green Bay Packers |
| Chuck Noll | Pittsburgh Steelers |
| Bill Walsh | San Francisco 49ers |

BELICHICK'S PATRIOTS RENAISSANCE

Any successful project requires a sound plan, and once head coach Bill Belichick implemented his design on the Patriots, his approach has given him the best record of any NFL head coach who has coached at least 20 games since 2001.

NFL COACHES' RECORDS SINCE 2001

| Coach | Team | W | L | T | Pct. |
|-----------------------|-----------|------------|-----------|----------|-------------|
| Bill Belichick | NE | 111 | 34 | 0 | .766 |
| Tony Dungy | TB/IND | 101 | 41 | 0 | .711 |
| Mike Tomlin | PIT | 25 | 11 | 0 | .694 |
| Wade Phillips | ATL/DAL | 24 | 12 | 0 | .667 |
| Bill Cowher | PIT | 70 | 35 | 1 | .665 |
| Andy Reid | PHI | 90 | 52 | 1 | .633 |
| Mike Martz | STL | 46 | 29 | 0 | .613 |
| Mike Sherman | GB | 50 | 36 | 0 | .581 |

BELICHICK WINS 100th REGULAR-SEASON GAME WITH PATRIOTS

The Patriots' victory over Oakland on Dec. 14, 2008 was Bill Belichick's 100th regular-season victory as Patriots head coach. His 100th victory came in his 142nd regular-season game as head coach, and only three NFL coaches have won their 100th game with a team in fewer tries – Oakland's John Madden (136 games), Miami's Don Shula (137) and Cleveland's Paul Brown (138).

AMONG THE GREATS

Coach Belichick has recorded 153 career wins and is one of 17 coaches in NFL history to win 150 or more games. Belichick owns a career winning percentage of .630, placing third in NFL history among all NFL coaches with at least 150 career victories. Belichick trails only George Halas (.671) and Don Shula (.665) on that list.

TOP WINNING PERCENTAGE AMONG HEAD COACHES WITH AT LEAST 150 WINS (INCL. POSTSEASON)

| Head Coach | Team(s) | Years | W | L | T | Pct. |
|-----------------------|---------------|---------------------------|------------|-----------|----------|-------------|
| George Halas | CHI | 1920-29,33-41,46-55,58-67 | 324 | 151 | 31 | .671 |
| Don Shula | BAL/MIA | 1963-95 | 347 | 173 | 6 | .665 |
| Bill Belichick | CLV/NE | 1991-95,00-08 | 153 | 90 | 0 | .630 |
| Joe Gibbs | WAS | 1981-92,04-07 | 171 | 101 | 0 | .629 |
| Curly Lambeau | GB/CHC/WAS | 1921-53 | 229 | 134 | 22 | .623 |

NOTE: Winning percentage calculated using current NFL rules, counting a tie as a half-win, half-loss.

SUPER SUCCESS

Bill Belichick is one of just four head coaches to win three Super Bowl championships. Belichick is the only coach to win three Super Bowls in the post-1993 salary cap era.

MOST SUPER BOWL VICTORIES

| HEAD COACH | TEAM | TITLES | SEASONS |
|-----------------------|-----------|----------|-------------------------|
| Chuck Noll | PIT | 4 | 1974, 1975, 1978, 1979 |
| Bill Belichick | NE | 3 | 2001, 2003, 2004 |
| Joe Gibbs | WAS | 3 | 1982, 1987, 1991 |
| Bill Walsh | SF | 3 | 1981, 1984, 1988 |

NOTE: Sorted by most recent championship. Super Bowls have determined NFL champion since 1966.

PLAYOFF SUCCESS

Coach Belichick has won 15 career playoff games, a total that is the fifth-highest by a head coach in NFL history.

MOST PLAYOFF WINS BY AN NFL HEAD COACH

| Coach | Team(s) | Wins |
|-----------------------|---|-----------|
| Tom Landry | Dallas Cowboys | 20 |
| Don Shula | Baltimore Colts, Miami Dolphins | 19 |
| Joe Gibbs | Washington Redskins | 17 |
| Chuck Noll | Pittsburgh Steelers | 16 |
| Bill Belichick | Cleveland Browns, New England Patriots | 15 |

POSTSEASON PROWESS

Bill Belichick is the second winningest head coach in NFL playoff history, trailing only the legendary Vince Lombardi, whose name is emblazoned on the Super Bowl trophy.

BEST POSTSEASON RECORDS IN NFL HISTORY

| Head Coach | Team(s) | W | L | Pct. |
|-----------------------|---------------|-----------|----------|-------------|
| Vince Lombardi | GB/WAS | 9 | 1 | .900 |
| Bill Belichick | CLE/NE | 15 | 4 | .789 |

TOPS IN TEAM HISTORY

Bill Belichick is the most successful head coach in Patriots history. He has recorded more wins (116) and a higher winning percentage (.720) than any of the 13 previous head coaches.

WINNINGEST HEAD COACHES IN PATRIOTS HISTORY


| Coach | Years | Career Winning Pct. | Overall W-L-T | Playoff W-L |
|-----------------------|----------------|---------------------|-----------------|-------------|
| Bill Belichick | 2000-08 | .720 | 116-45-0 | 14-3 |
| Raymond Berry | 1984-89 | .554 | 51-41-0 | 3-2 |
| Pete Carroll | 1997-99 | .549 | 28-23-0 | 1-2 |
| Ron Meyer | 1982-84 | .529 | 18-16-0 | 0-1 |



QB TOM BRADY NEWS & NOTES

RECORDING SUCCESS

Tom Brady has quarterbacked the Patriots to victories in 87 of his 111 career regular-season starts, compiling a .784 winning percentage and giving him the best record of any quarterback in the Super Bowl Era (since 1966). Including his 14-3 record in the playoffs, he is 101-27 (.789) as a starter.



TOP WINNING PERCENTAGES IN SUPER BOWL ERA

(Since 1966, Minimum 50 Starts, Regular Season Only)

| Player | Team(s) | Years | W | L | T | Pct. |
|------------------|-----------|----------------|-----------|-----------|----------|-------------|
| Tom Brady | NE | 2000-08 | 87 | 24 | 0 | .784 |
| Roger Staubach | DAL | 1969-79 | 85 | 29 | 0 | .746 |
| Joe Montana | SF/KC | 1979-94 | 117 | 47 | 0 | .713 |

ACTIVE QUARTERBACKS WINNING PERCENTAGE

Minimum 32 Starts (two full seasons), Regular Season Only

| Quarterback | Team(s) | W | L | T | Pct. |
|--------------------|-----------|-----------|-----------|----------|-------------|
| Tom Brady | NE | 87 | 24 | 0 | .784 |
| Philip Rivers | SD | 25 | 8 | 0 | .758 |
| Ben Roethlisberger | PIT | 40 | 16 | 0 | .714 |
| Peyton Manning | IND | 106 | 55 | 0 | .658 |
| Donovan McNabb | PHI | 74 | 39 | 0 | .655 |
| Brett Favre | GB/NYJ | 160 | 93 | 0 | .632 |
| Jake Delhomme | CAR | 39 | 27 | 0 | .591 |

MOST VICTORIES / FIRST 100 STARTS IN SUPER BOWL ERA

| Player | Team(s) | 1st Start | 100th Start | Wins |
|------------------|-----------|----------------|-----------------|-----------|
| Tom Brady | NE | 9/30/01 | 10/14/07 | 76 |
| Roger Staubach | DAL | 9/20/70 | 9/16/79 | 76 |
| Ken Stabler | OAK/HOU | 10/17/71 | 9/21/80 | 72 |
| Terry Bradshaw | PIT | 9/20/70 | 11/27/78 | 68 |
| Brett Favre | GB | 9/27/92 | 10/25/98 | 68 |
| Joe Montana | SF | 12/2/79 | 9/18/88 | 68 |

TOM BRADY'S RECORD AS A STARTER

| | Reg. Season | Playoffs | Total |
|-----------------|--------------|-------------|---------------|
| Overall: | 87-24 | 14-3 | 101-27 |
| Home: | 46-10 | 8-0 | 54-10 |
| Road: | 41-14 | 6-3* | 47-17* |

By Yardage Total

| | | | |
|----------------|-------|-----|-------|
| Less than 200: | 21-11 | 3-0 | 24-11 |
| 200-299: | 45-11 | 9-2 | 54-13 |
| 300 or more: | 21-2 | 2-1 | 23-3 |

Other Records

| | | | |
|-----------------------|------|------|------|
| On Artificial Turf | 37-1 | 4-1 | 41-2 |
| Temp. Below 40 | 19-2 | 8-0 | 27-2 |
| Thanksgiving or later | 34-6 | 14-3 | 48-9 |
| Leading at Halftime: | 68-2 | 10-2 | 78-4 |
| Leading after 3 Qtrs: | 71-1 | 9-2 | 80-3 |
| Overtime: | 6-0 | 1-0 | 7-0 |
| Final margin <7 pts: | 24-4 | 6-2 | 30-6 |
| Final margin <4 pts: | 15-4 | 6-1 | 21-5 |
| Passer rating >100.0: | 45-1 | 6-0 | 51-1 |

*-Includes three Super Bowls at neutral sites

WINNINGEST COACH/QB TANDEM

Bill Belichick and Tom Brady are 87-24 (.784) as a head coach-starting quarterback tandem, marking the best winning percentage of any coach-quarterback tandem since the 1970 AFL-NFL Merger. In the playoffs, the tandem is 14-3 (.824), for an overall record of 101-27 (.789).

WINNINGEST COACH/QB TANDEM SINCE 1970

(Regular Season Only)

| Quarterback/Head Coach | Team | W | L | T | Pct. |
|---------------------------------|-----------|-----------|-----------|----------|-------------|
| Tom Brady/Bill Belichick | NE | 87 | 24 | 0 | .784 |
| Ken Stabler/John Madden | OAK | 60 | 19 | 1 | .756 |
| Jim McMahon/Mike Ditka | CHI | 46 | 15 | 0 | .754 |
| Peyton Manning/Tony Dungy | IND | 73 | 24 | 0 | .753 |

BRADY CLOSING IN ON ELITE COMPANY

Tom Brady enters the 2009 season needing 441 passing yards to pass Steve Grogan for second place on the Patriots' all-time list, and 3,212 yards to pass Drew Bledsoe and take over first place in franchise history.

PATRIOTS ALL-TIME LEADING PASSERS

| Player | YEARS | ATT | COMP | YARDS |
|------------------|----------------|--------------|--------------|---------------|
| Drew Bledsoe | 1993-01 | 4,518 | 2,544 | 29,657 |
| Steve Grogan | 1975-90 | 3,593 | 1,879 | 26,886 |
| Tom Brady | 2000-08 | 3,653 | 2,301 | 26,446 |

30,000 YARDS PASSING WITHIN REACH

Brady needs 3,554 yards to reach the 30,000-yard milestone. Four players may hit the 30,000-yard mark in 2009: Brady, Donovan McNabb (Philadelphia, 29,320), Kurt Warner (Arizona, 28,591) and Drew Brees (New Orleans, 26,258). If all of those players reach the milestone then the NFL List will expand to 33 players in NFL History.

200 TOUCHDOWNS

With three more touchdown passes Brady will become the 27th NFL player to throw 200 touchdown passes. He needs 15 to tie Terry Bradshaw and Y.A. Tittle for 21st place, 17 to tie John Brodie for 20th place and 35 to tie Steve Young for 19th place in NFL history.

Brady has 23 regular-season 300-yard passing games. Drew Bledsoe has a team-record 26 300-yard regular-season passing games.

BRADY'S COMEBACKS

Tom Brady has engineered 28 career game-winning performances to lead his team to a victory from a fourth-quarter deficit or tie. He has accomplished the feat 22 times in the regular season and six times in the playoffs.

TOM BRADY'S GAME-WINNING PERFORMANCES (28)

| Date | Opp. | Time Remaining | | Passing Statistics^ | | | | | | | Final |
|----------|--------|----------------|---------|---------------------|-----|-----|----|-----|--|--|----------|
| | | Score | in Reg. | Att | Cmp | Yds | TD | Int | | | |
| 12/29/07 | at NYG | 23-28 | 15:00 | 12 | 8 | 130 | 1 | 0 | | | 38-35 |
| 12/03/07 | at BAL | 17-24 | 14:25 | 17 | 7 | 113 | 1 | 0 | | | 27-24 |
| 11/25/07 | PHI | 24-28 | 15:00 | 16 | 11 | 109 | 0 | 0 | | | 31-28 |
| 11/04/07 | at IND | 10-20 | 9:42 | 10 | 8 | 144 | 2 | 0 | | | 24-20 |
| 01/14/07 | at SD* | 13-21 | 8:35 | 14 | 9 | 122 | 1 | 1 | | | 24-21 |
| 12/03/06 | DET | 13-21 | 13:07 | 15 | 14 | 101 | 0 | 0 | | | 28-21 |
| 11/26/06 | CHI | 10-10 | 14:46 | 7 | 6 | 98 | 1 | 0 | | | 17-13 |
| 11/13/05 | at MIA | 15-16 | 2:53 | 2 | 2 | 76 | 1 | 0 | | | 23-16 |
| 10/30/05 | BUF | 7-16 | 10:07 | 4 | 4 | 69 | 0 | 0 | | | 21-16 |
| 10/09/05 | at ATL | 28-28 | 3:52 | 2 | 2 | 17 | 0 | 0 | | | 31-28 |
| 09/25/05 | at PIT | 10-13 | 14:19 | 12 | 12 | 167 | 0 | 0 | | | 23-20 |
| 02/06/05 | PHI** | 14-14 | 15:00 | 4 | 2 | 33 | 0 | 0 | | | 24-21 |
| 10/03/04 | at BUF | 17-17 | 15:00 | 4 | 2 | 8 | 1 | 0 | | | 31-17 |
| 02/01/04 | CAR** | 29-29 | 1:08 | 5 | 4 | 47 | 0 | 0 | | | 32-29 |
| 01/10/04 | TEN* | 14-14 | 15:00 | 11 | 6 | 27 | 0 | 0 | | | 17-14 |
| 11/30/03 | at IND | 31-31 | 10:21 | 6 | 3 | 31 | 1 | 0 | | | 38-34 |
| 11/23/03 | at HST | 13-20 | 3:11 | 14 | 10 | 133 | 1 | 0 | | | 23-20 ot |
| 11/03/03 | at DEN | 23-26 | 2:51 | 4 | 5 | 58 | 1 | 0 | | | 30-26 |
| 10/19/03 | at MIA | 13-13 | 15:00 | 10 | 7 | 147 | 1 | 0 | | | 19-13 ot |
| 10/05/03 | TEN | 24-27 | 4:40 | 1 | 1 | 15 | 0 | 0 | | | 38-30 |
| 12/29/02 | MIA | 13-24 | 4:59 | 13 | 8 | 69 | 1 | 0 | | | 27-24 ot |
| 11/10/02 | at CHI | 19-30 | 5:16 | 14 | 9 | 116 | 2 | 0 | | | 33-30 |
| 09/22/02 | KC | 38-38 | 0:00 | 5 | 4 | 46 | 0 | 0 | | | 41-38 ot |
| 02/03/02 | STL** | 17-17 | 1:21 | 8 | 5 | 53 | 0 | 0 | | | 20-17 |
| 01/19/02 | OAK* | 3-13 | 15:00 | 27 | 20 | 138 | 0 | 0 | | | 16-13 ot |
| 12/16/01 | at BUF | 6-9 | 5:57 | 13 | 9 | 116 | 0 | 0 | | | 12-9 ot |
| 12/02/01 | at NYJ | 14-16 | 15:00 | 7 | 6 | 56 | 0 | 0 | | | 17-16 |
| 10/14/01 | SD | 16-26 | 8:48 | 18 | 13 | 130 | 1 | 0 | | | 29-26 ot |

^-Statistics are from the time noted until the end of the game * Divisional Playoffs ** Super Bowl



WR RANDY MOSS NEWS & NOTES

MOSS: ALL-TIME LEADER IN RECEPTIONS PER TD

Over his 11-year NFL career, Randy Moss has averaged one touchdown for every 6.24 receptions, a total that is the best in NFL history among any receiver with at least 500 receptions. Moss has caught 135 touchdowns out of 843 career receptions. Lance Alworth, who played 11 seasons for San Diego and Dallas from 1962-72, caught 85 touchdowns out of 542 career receptions for an average of one score every 6.38 receptions.



ALL-TIME NFL LEADERS / RECEPTIONS PER TOUCHDOWN

(Minimum 500 career receptions)

| Player | Team(s) | Years | Rec | TD | Rec/TD |
|-------------------|-------------------|------------------|------------|------------|-------------|
| Randy Moss | MIN/OAK/NE | 1998-2008 | 843 | 135 | 6.24 |
| Lance Alworth | SD/DAL | 1962-1972 | 542 | 85 | 6.38 |
| Terrell Owens | SF/PHI/DAL | 1996-2008 | 951 | 139 | 6.84 |
| Nat Moore | MIA | 1974-1986 | 510 | 74 | 6.89 |
| Mark Clayton | MIA/GB | 1983-1993 | 582 | 84 | 6.93 |
| Don Maynard | NYG/NYJ/STL | 1958,60-73 | 633 | 88 | 7.19 |

MOSS IS NFL'S PREMIER TD RECEIVER

Since entering the NFL in 1998, Randy Moss has caught 135 touchdown passes, more than any other NFL player over that span. Since joining the Patriots via trade prior to the 2007 season, Moss has caught 34 touchdowns – also the best in the league over that span. In terms of overall touchdowns (rushing, receiving and returning), Moss has totaled 136 scores since entering the league in 1998 (135 via reception and one via punt return), a tally that ranks second only to LaDainian Tomlinson (141 touchdowns) over that span. Last season, Moss's 11 touchdown receptions led the AFC and tied for third in the NFL.

NFL TOUCHDOWN RECEPTION LEADERS SINCE MOSS JOINED THE PATRIOTS IN 2007

| Player | Team(s) | Rec | Yds | TD |
|-------------------|-----------|------------|--------------|-----------|
| Randy Moss | NE | 167 | 2,501 | 34 |
| Terrell Owens | DAL/BUF | 150 | 2,407 | 25 |
| Larry Fitzgerald | ARZ | 196 | 2,840 | 22 |
| Greg Jennings | GB | 133 | 2,212 | 21 |
| Anquan Boldin | ARZ | 160 | 1,891 | 20 |

NFL TOUCHDOWN RECEPTION LEADERS SINCE MOSS ENTERED THE NFL IN 1998

| Player | Team(s) | Rec | Yds | TD |
|-------------------|-------------------|------------|---------------|------------|
| Randy Moss | MIN/OAK/NE | 843 | 13,201 | 135 |
| Terrell Owens | SF/PHI/DAL/BUF | 856 | 12,666 | 127 |
| Marvin Harrison | IND | 965 | 12,878 | 114 |
| Tony Gonzalez | KC | 883 | 10,572 | 74 |
| Torry Holt | STL | 869 | 12,660 | 74 |

MOSS 6TH ON NFL'S ALL-TIME TD LIST

Moss enters the 2009 season tied for sixth all-time in career touchdowns with 136, five behind active leaders RB LaDainian Tomlinson and WR Terrell Owens.

NFL'S ALL-TIME TOUCHDOWN LEADERS

| Rk | Player | Season | TD |
|-----------|---------------------|----------------------|------------|
| 1 | Jerry Rice | 1985-2004(20) | 208 |
| 2 | Emmitt Smith | 1990-2004(15) | 175 |
| 3 | Marcus Allen | 1982-1997(16) | 145 |
| 4t | Terrell Owens | 1996-2008(13) | 141 |
| 4t | LaDainian Tomlinson | 2001-2008(8) | 141 |
| 6t | Marshall Faulk | 1994-2005(12) | 136 |
| 6t | Randy Moss | 1998-2008(11) | 136 |

MOSS AMONG ALL-TIME LEADERS

Randy Moss is among the NFL's all-time leaders in two major receiving categories – career touchdown receptions and receiving yards per game. In his 10-plus seasons, Moss has caught 135 touchdown passes and is one of just five receivers in NFL history to break the 125-touchdown mark. Additionally, Moss has averaged 78.0 receiving yards per game during his career, a mark that ranks second all-time.

NFL ALL-TIME LEADERS / RECEIVING TOUCHDOWNS

| Player | Years | Team(s) | TDs |
|-------------------|------------------|-------------------|------------|
| Jerry Rice | 1985-2004 | SF/OAK/SEA | 197 |
| Terrell Owens | 1996-2008 | SF/PHI/DAL | 139 |
| Randy Moss | 1998-2008 | MIN/OAK/NE | 135 |
| Cris Carter | 1987-2002 | PHI/MIN/MIA | 130 |
| Marvin Harrison | 1996-2008 | IND | 128 |
| Tim Brown | 1988-2004 | LA(A)/OAK/TB | 100 |
| Steve Largent | 1976-1989 | SEA | 100 |

NFL ALL-TIME LEADERS / RECEIVING YARDS PER GAME

(Minimum 100 Games Played)

| Player | Years | Team(s) | Gms | Yds | Yd/G |
|-------------------|------------------|-------------------|------------|---------------|-------------|
| Torry Holt | 1999-2008 | STL | 158 | 12,660 | 80.1 |
| Randy Moss | 1998-2008 | MIN/OAK/NE | 170 | 13,201 | 77.7 |
| Marvin Harrison | 1996-2008 | IND | 190 | 14,580 | 76.7 |
| Jerry Rice | 1985-2004 | SF/OAK/SEA | 303 | 22,895 | 75.6 |
| Lance Alworth | 1962-1972 | SD/DAL | 136 | 10,266 | 75.5 |
| Michael Irvin | 1988-1999 | DAL | 159 | 11,904 | 74.9 |

NFL ALL-TIME LEADERS / 100-YARD RECEIVING GAMES

| Player | Team(s) | Years | Gms |
|-------------------|-------------------|------------------|-----------|
| Jerry Rice | SF/OAK/SEA | 1985-2004 | 76 |
| Randy Moss | MIN/OAK/NE | 1998-2008 | 59 |
| Marvin Harrison | IND | 1996-2008 | 59 |
| Don Maynard | NYG/NYJ/STL | 1958, 60-73 | 50 |

NFL ALL-TIME LEADERS / GAMES WITH 2+ TD REC.

| Player | Team(s) | Years | Gms |
|-------------------|-------------------|------------------|-----------|
| Jerry Rice | SF/OAK/SEA | 1985-2004 | 43 |
| Randy Moss | MIN/OAK/NE | 1998-2008 | 32 |
| Terrell Owens | SF/PHI/DAL | 1996-2008 | 30 |
| Marvin Harrison | IND | 1996-2008 | 29 |
| Cris Carter | PHI/MIN/MIA | 1987-2002 | 29 |
| Don Hutson | GB | 1935-1945 | 28 |

MOSS MOVING UP ALL-TIME LISTS

Moss enters the 2009 season 15th in career receptions in NFL history with 843. He can become the 10th player to surpass 900 career receptions in 2009. He is one of 22 players to have at least 800 receptions.

MOSS MOVING UP ALL-TIME LISTS

Randy Moss currently ranks ninth on the NFL's all-time receiving yards list with 13,201 receiving yards. He is one of 11 players in NFL history to total at least 13,000 receiving yards. Moss moved into the top 10 on the NFL's receiving yardage list on Dec. 14, 2008 at Oakland. Moss needs 799 yards receiving to become the seventh player in NFL history to reach 14,000 yards.

NFL ALL-TIME LEADERS / RECEIVING YARDS

| Rk | Player | Team(s) | Years | Yards |
|----------|-------------------|--------------------|------------------|--------------|
| 1 | Jerry Rice | SF/OAK/SEA | 1985-2004 | 22895 |
| 2 | Isaac Bruce | STL/SF | 1994-2008 | 14944 |
| 3 | Tim Brown | OAK/TB | 1988-2004 | 14934 |
| 4 | Marvin Harrison | IND | 1996-2008 | 14580 |
| 5 | Terrell Owens | SF/PHI/DAL | 1996-2008 | 14122 |
| 6 | James Lofton | GB/OAK/BUF/STL/PHI | 1978-1993 | 14004 |
| 7 | Cris Carter | PHI/MIN/MIA | 1987-2002 | 13899 |
| 8 | Henry Ellard | LA(N)/WAS/NE | 1983-1998 | 13777 |
| 9 | Randy Moss | MIN/OAK/NE | 1998-2008 | 13201 |
| 10 | Andre Reed | BUF/WAS | 1985-2000 | 13198 |



WR WES WELKER News & Notes

WELKER LEADS NFL IN RECEPTIONS SINCE 2007

Wes Welker leads the NFL with 221 receptions over the last two seasons. In 2007, he set a Patriots franchise record with 112 receptions, tying him for the NFL lead and setting a league record for most receptions in a player's first season with a new team. In 2008, he nearly replicated that feat, with his 111 receptions placing second in the NFL. Welker joined the Patriots in a trade with the Miami Dolphins prior to the 2007 season, and since then is the NFL's leading receiver.



2007-PRESENT NFL RECEPTION LEADERS

| Player | Team | Rec. | Yds | TD |
|---------------------|-----------|------------|--------------|-----------|
| Wes Welker | NE | 223 | 2,340 | 11 |
| Brandon Marshall | DEN | 206 | 2,590 | 13 |
| T.J. Houshmandzadeh | CIN | 204 | 2,047 | 16 |
| Larry Fitzgerald | ARZ | 196 | 2,840 | 22 |
| Tony Gonzalez | KC | 195 | 2,230 | 15 |

2008 NFL RECEPTION LEADERS

| Player | Team | Rec. | Yds | TD |
|---------------------|-----------|------------|--------------|----------|
| Andre Johnson | HST | 115 | 1,575 | 8 |
| Wes Welker | NE | 111 | 1,165 | 3 |
| Brandon Marshall | DEN | 104 | 1,265 | 6 |
| Larry Fitzgerald | ARZ | 96 | 1,431 | 12 |
| Tony Gonzalez | KC | 96 | 1,058 | 10 |
| T.J. Houshmandzadeh | CIN | 92 | 904 | 4 |

WELKER NAMED TO PRO BOWL SQUAD

Wes Welker was named to his first career Pro Bowl after the 2008 season and is the fifth Patriots wide receiver to earn Pro Bowl honors since the 1970 AFL-NFL merger, joining Randy Moss (2007), Troy Brown (2001), Terry Glenn (1999) and Stanley Morgan (1979-80 and 1986-87). Welker finished second in the NFL with 111 receptions in 2008 – the second highest single-season total in team history behind his franchise-record 112 receptions in 2007. Welker became the eighth player in NFL history to record back-to-back 100-catch seasons and is the first player to achieve the feat with the Patriots.



WELKER RECORDS 12 CATCHES

Wes Welker had 12 receptions for 134 yards at Seattle on Dec. 7, 2008 recording the second-highest reception and yardage totals of his career. In addition to his 12 receptions, Welker also caught a 2-point conversion pass to give the Patriots a 24-21 fourth-quarter lead. Welker's 12 receptions trail only his career-high 13-catch performance against Philadelphia on Nov. 25, 2007. His 12 receptions tie the fifth-highest single-game total in team history, behind Troy Brown's team-record 16 catches on Sept. 22, 2002 and three 13-catch performances (Welker, 11/25/07; Deion Branch, 9/29/02; Terry Glenn, 10/3/99).

PATRIOTS SINGLE-GAME RECEPTION LEADERS

| Player | Date | Opp. | Rec | Yds |
|-------------------|-----------------|---------------|------------|------------|
| Troy Brown | 09/22/02 | KC | 16 | 176 |
| Wes Welker | 11/25/07 | PHI | 13 | 149 |
| Deion Branch | 09/29/02 | at SD | 13 | 128 |
| Terry Glenn | 10/03/99 | at CLV | 13 | 214 |
| Wes Welker | 12/07/08 | at SEA | 12* | 134 |
| Troy Brown | 12/04/00 | KC | 12 | 119 |
| Ben Coates | 11/27/94 | at IND | 12 | 119 |

*-Also caught a 2-point conversion pass in addition to his 12 receptions

ANOTHER HISTORIC PERFORMANCE

Wes Welker's 111 receptions in 2008 stand as the second-highest single-season total in team history. Welker's 111 catches were just one shy of his franchise-record 112 catches in 2007. Welker can join Jerry Rice (3), Herman Moore (3) and Marvin Harrison (4) as the only players to catch 100 passes in three consecutive seasons.

PATRIOTS SINGLE-SEASON RECEPTION LEADERS

| Player | Season | Rec. | Yds | TD |
|-------------------|-------------|------------|-------------|-----------|
| Wes Welker | 2007 | 112 | 1175 | 8 |
| Wes Welker | 2008 | 111 | 1165 | 3 |
| Troy Brown | 2001 | 101 | 1199 | 5 |
| Randy Moss | 2007 | 98 | 1493 | 23 |
| Troy Brown | 2002 | 97 | 890 | 3 |
| Ben Coates | 1994 | 96 | 1174 | 7 |

WELKER PILES UP YARDS

Wes Welker led the Patriots with 1,165 receiving yards in 2008 and joined Randy Moss in recording the first back-to-back 1,000-yard receiving seasons in Patriots history. Moss also had 1,000 receiving yards in 2007 and 2008. Welker's 1,165 yards in 2008 rank sixth on the Patriots' all-time single-season list. In 2007, Welker totaled 1,175 receiving yards – a performance that ranked fourth in team history. In the franchise's 49-year history, there have been 11 single-season performances of 1,000 receiving yards and Welker owns two of them.

PATRIOTS SINGLE-SEASON RECEIVING YARD LEADERS

| Player | Season | Yds | Rec. | TD |
|-------------------|-------------|-------------|------------|-----------|
| Randy Moss | 2007 | 1493 | 98 | 23 |
| Stanley Morgan | 1986 | 1491 | 84 | 10 |
| Troy Brown | 2001 | 1199 | 101 | 5 |
| Wes Welker | 2007 | 1175 | 112 | 8 |
| Ben Coates | 1994 | 1174 | 96 | 7 |
| Wes Welker | 2008 | 1165 | 111 | 3 |
| Terry Glenn | 1999 | 1147 | 69 | 4 |
| Terry Glenn | 1996 | 1132 | 90 | 6 |

WELKER JOINS EXCLUSIVE GROUP

Wes Welker has exceeded the 100-reception mark for two straight seasons, totaling 112 catches in 2007 and recording 111 receptions in 2008. When he made his 100th catch of the year on Dec. 14, 2008 at Oakland, Welker became the first player in Patriots history and the eighth player in NFL history to record consecutive 100-catch seasons. Randy Moss also achieved the feat from 2002-03 with the Minnesota Vikings.

NFL PLAYERS WITH CONSECUTIVE 100-CATCH SEASONS

| Player | Team(s) | Years | Seasons | Year-by-Year |
|-------------------|-----------|----------------|----------|-----------------|
| Marvin Harrison | IND | 1999-02 | 4 | 115,102,109,143 |
| Herman Moore | DET | 1995-97 | 3 | 123,106,104 |
| Jerry Rice | SF | 1994-96 | 3 | 112,122,108 |
| Wes Welker | NE | 2007-08 | 2 | 112,111 |
| Brandon Marshall | DEN | 2007-08 | 2 | 102,104 |
| Randy Moss | MIN | 2002-03 | 2 | 106,111 |
| Rod Smith | DEN | 2000-01 | 2 | 100,113 |
| Cris Carter | MIN | 1994-95 | 2 | 122,122 |
| Sterling Sharpe | GB | 1992-93 | 2 | 108,112 |

WELKER CATCHES SIX OR MORE PASSES IN 11 STRAIGHT GAMES TO OPEN 2008

Wes Welker caught at least six passes in each of the first 11 games in 2008. Welker is the first player in NFL history to have six or more catches in the first 11 games of a season.

MOST CONSEC. GAMES WITH 6+ REC. TO OPEN SEASON


| Player | Team | Year | Games |
|-------------------|-----------------------------|-------------|-----------|
| Wes Welker | New England Patriots | 2008 | 11 |
| Jimmy Smith | Jacksonville Jaguars | 2001 | 8 |
| Hines Ward | Pittsburgh Steelers | 2004 | 7 |
| Mike Ditka | Chicago Bears | 1964 | 7 |



RB KEVIN FAULK NEWS & NOTES

MEMBER OF 2000/2000 CLUB FOR THE 2000s

Kevin Faulk is one of just 11 NFL players this decade to total at least 2,000 rushing yards and at least 2,000 receiving yards, and is one of only six players to have at least 2,000 rushing yards and at least 3,000 receiving yards. Faulk has totaled 2,943 rushing yards and 3,206 receiving yards since 2000, joining an exclusive list of elite players who have achieved the feat. Faulk is one of just six players who reached the milestone with just one team. In the 1990s, there were 13 players who achieved the 2000/2000 milestone; 22 players did it in the 1980s; nine players achieved the feat in the 1970s.



PLAYERS WITH 2,000 RUSHING YARDS AND 2,000 RECEIVING YARDS SINCE 2000

(Listed Alphabetically)

| Player | Team | Rushing | Receiving |
|---------------------|------------|-------------|-------------|
| Tiki Barber* | NYG | 9514 | 3927 |
| Warrick Dunn | TB/ATL | 8347 | 2944 |
| Kevin Faulk | NE | 2943 | 3206 |
| Marshall Faulk* | STL | 5578 | 3023 |
| Charlie Garner* | SF/OAK/TB | 3607 | 2614 |
| Ahman Green | GB/HST | 8716 | 2863 |
| Priest Holmes* | KC | 6658 | 2598 |
| Edgerrin James | IND/ARZ | 10568 | 2759 |
| Michael Pittman | ARZ/TB/DEN | 5247 | 3316 |
| LaDainian Tomlinson | SD | 11760 | 3801 |
| Brian Westbrook | PHI | 5671 | 3597 |

*-No Longer Active

MOST PRODUCTIVE PATRIOT SINCE 2001

Kevin Faulk has more total yards from scrimmage than any other Patriots player since 2001. Faulk has totaled 5,114 yards from scrimmage (2,373 rushing and 2,741 receiving) to lead the club over a span during which the Patriots have compiled a 111-34 record.

PATRIOTS LEADERS / YDS FROM SCRIMMAGE SINCE 2001

| Player | Years | Rush-Yd | Rec.-Yd | Yd/Scrim. |
|--------------------|----------------|-----------------|-----------------|-------------|
| Kevin Faulk | 2001-08 | 546-2373 | 318-2741 | 5106 |
| Troy Brown | 2001-07 | 22-150 | 337-3595 | 3745 |
| Corey Dillon | 2004-06 | 753-3180 | 52-431 | 3611 |
| Antowain Smith | 2001-03 | 721-2781 | 64-527 | 3308 |
| Deion Branch | 2002-05 | 3-11 | 213-2744 | 2755 |

FAULK: FRANCHISE RB RECEPTIONS LEADER

Kevin Faulk is the Patriots' all-time leader in receptions by a running back, totaling 381 career receptions. His receiving total ranks fourth on the Patriots' overall receptions list. He moved past Irving Fryar into fourth place during the Patriots' game against the Pittsburgh Steelers on Oct. 30, 2008. He passed Terry Glenn for fifth place against San Francisco on Oct. 5, 2008 – a game in which he also tied his career high with two rushing touchdowns.

RECEPTIONS BY PATRIOTS RUNNING BACKS

| Player | Years | Rec. |
|--------------------|------------------|------------|
| Kevin Faulk | 1999-2008 | 381 |
| Tony Collins | 1981-1987 | 261 |
| Sam Cunningham | 1973-79, 1981-82 | 210 |
| Larry Garron | 1960-68 | 185 |

PATRIOTS ALL-TIME CAREER RECEPTIONS LIST

| Rk | Player | Pos. | Years | Rec. |
|----------|--------------------|-----------|------------------|------------|
| 1 | Troy Brown | WR | 1993-2007 | 557 |
| 2 | Stanley Morgan | WR | 1977-1989 | 534 |
| 3 | Ben Coates | TE | 1991-1999 | 490 |
| 4 | Kevin Faulk | RB | 1999-2008 | 381 |
| 5 | Irving Fryar | WR | 1984-1992 | 363 |
| 6 | Terry Glenn | WR | 1996-2001 | 329 |

FAULK LEADS NFL IN YARDS PER RUSH

Kevin Faulk averaged 6.1 yards per carry in 2008, a mark that led all NFL rushers who gained at least 500 yards on the ground. Faulk gained 507 yards on 83 rushing attempts, averaging 6.11 yards per attempt.

2008 NFL LEADERS / YARDS PER RUSH (Min. 500 Yards)

| Player | Team | Att | Yds | Avg | TD |
|--------------------|-----------|-----------|------------|------------|----------|
| Kevin Faulk | NE | 83 | 507 | 6.1 | 3 |
| Derrick Ward | NYG | 182 | 1025 | 5.6 | 2 |
| DeAngelo Williams | CAR | 273 | 1515 | 5.5 | 18 |
| Brandon Jacobs | NYG | 219 | 1089 | 5.0 | 15 |
| Chris Johnson | TEN | 251 | 1228 | 4.9 | 9 |

FAULK RANKS THIRD IN NFL IN CATCHES BY RB

Kevin Faulk caught a career-high 58 passes in 2008, a total that was the third highest reception total by an NFL running back in 2008. Faulk trailed only Chicago's Matt Forte (63) and Jacksonville's Maurice Jones-Drew (62) among all NFL running backs.

2008 NFL LEADERS / RECEPTIONS BY A RUNNING BACK

| Player | Team | Rec. | Yds | TD |
|---------------------|-----------|-----------|------------|----------|
| Matt Forte | CHI | 63 | 477 | 4 |
| Maurice Jones-Drew | JAX | 62 | 565 | 2 |
| Kevin Faulk | NE | 58 | 486 | 3 |
| Brian Westbrook | PHI | 54 | 402 | 5 |
| Marion Barber | DAL | 52 | 417 | 2 |
| Reggie Bush | NO | 52 | 440 | 4 |
| LaDainian Tomlinson | SD | 52 | 426 | 1 |

FAULK NEARLY HITS 1,000 YARD SEASON

Kevin Faulk totaled 993 yards from scrimmage in 2008 (507 rushing and 496 receiving). His total ranked third on the team behind Wes Welker and Randy Moss and Faulk fell just short of his third career 1,000-yard season.

FAULK'S TOP SEASONS / YARDS FROM SCRIMMAGE

| Season | Scrim. Yds | Rushing | Receiving | Scrim. TDs |
|-------------|------------|------------|------------|------------|
| 2003 | 1,078 | 638 | 440 | 0 |
| 2000 | 1,035 | 570 | 465 | 5 |
| 2008 | 993 | 507 | 486 | 6 |
| 2002 | 650 | 271 | 379 | 5 |
| 2007 | 648 | 265 | 383 | 1 |

FAULK TIED FOR PATRIOTS LEAD WITH FOUR 100-YARD GAMES

Kevin Faulk had four games in 2008 with 100 or more yards from scrimmage (rushing plus receiving), tying Wes Welker for the team lead. Faulk's four 100-yard games tied his career high, also achieved in 2000.

FAULK'S CAREER 100-YARD GAMES FROM SCRIMMAGE

| Date | Opp. | Scrim. Yds | Rushing | Receiving |
|-----------------|-------------------|------------|-----------|-----------|
| 12/14/08 | at Oakland | 111 | 45 | 66 |
| 11/30/08 | Pittsburgh | 121 | 73 | 48 |
| 11/23/08 | at Miami | 105 | 53 | 52 |
| 10/26/08 | St. Louis | 107 | 60 | 47 |
| 11/23/03 | at Houston | 188 | 80 | 108 |
| 10/26/03 | Cleveland | 154 | 96 | 58 |
| 12/29/02 | Miami | 123 | 53 | 70 |
| 11/10/02 | at Chicago | 130 | 21 | 109 |
| 12/24/00 | Miami | 114 | 34 | 80 |
| 11/12/00 | at Cleveland | 122 | 26 | 96 |
| 09/17/00 | Minnesota | 111 | 80 | 31 |
| 09/11/00 | at N.Y. Jets | 105 | 82 | 23 |



News & Notes

2008 HONORS AND AWARDS

K Stephen Gostkowski

- **AFC Pro Bowl Selection**
- AFC Special Teams Player of the Month (October)
- Peter King's Monday Morning Quarterback Special Teams Player of the Week (Wk. 5 at San Francisco)

P Chris Hanson

- AFC Special Teams Player of the Week (Wk. 17 at Buffalo)
- Peter King's Monday Morning Quarterback Co-Special Teams Player of the Week (Wk. 17 at Buffalo)

C Dan Koppen

- *Dallas Morning News* Midseason All-Pro Team

LB Jerod Mayo

- **Associated Press Defensive Rookie of the Year**
- NFL Defensive Rookie of the Month (October)
- Midseason Defensive Rookie of the Year – SI.com's Don Banks
- Midseason Defensive Rookie of Year – CBSSports.com's Pete Prisco
- Midseason Defensive Rookie of the Year – MSNBC.com's Tom Curran

S Brandon Meriweather

- Peter King's Monday Morning Quarterback Co-Defensive Player of the Week (Wk. 14 at Seattle)

WR Wes Welker

- **AFC Pro Bowl Selection**

OFFENSE RANKS HIGH

The Patriots finished the 2008 season with 5,847 total net yards, recording the third highest offensive output in the team's 49-season history. New England's 2008 net yardage total trails only its team-record 6,580 total net yards in 2007 and its total of 5,965 total net yards in 1978, the season in which the Patriots set a still-standing NFL record with 3,165 rushing yards.

MOST TOTAL NET YARDS PER GAME IN TEAM HISTORY

| Year | Gm | Yards | Rush | Pass | Yds/Gm |
|-------------|-----------|-------------|-------------|-------------|--------------|
| 2007 | 16 | 6580 | 1849 | 4831 | 411.3 |
| 1978 | 16 | 5965 | 3165 | 2800 | 372.8 |
| 2008 | 16 | 5847 | 2278 | 3569 | 365.4 |
| 1994 | 16 | 5776 | 1332 | 4444 | 361.0 |
| 2004 | 16 | 5722 | 2134 | 3588 | 357.6 |
| 1981 | 16 | 5623 | 2040 | 3583 | 351.4 |

2008 NFL OFFENSE RANKINGS

| Team | Gm | Yards | Rush | Pass | Yds/Gm |
|--------------------|-----------|-------------|-------------|-------------|--------------|
| New Orleans | 16 | 6571 | 1594 | 4977 | 410.7 |
| Denver | 16 | 6333 | 1862 | 4471 | 395.8 |
| Houston | 16 | 6113 | 1846 | 4267 | 382.1 |
| Arizona | 16 | 5852 | 1178 | 4674 | 365.8 |
| New England | 16 | 5847 | 2278 | 3569 | 365.4 |

PATRIOTS YARDAGE RANKINGS 2000-2008

| Year | Offense | Defense | Year | Offense | Defense |
|------|---------|---------|-------------|----------|-----------|
| 2000 | 22 | 20 | 2005 | 7 | 26 |
| 2001 | 19 | 24 | 2006 | 11 | 6 |
| 2002 | 21 | 23 | 2007 | 1 | 4 |
| 2003 | 17 | 7 | 2008 | 5 | 10 |
| 2004 | 7 | 9 | | | |

PATRIOTS SET 16-GAME RECORD FOR FEWEST PENALTIES

The Patriots were flagged for 57 accepted penalties in 2008 – the fewest for any NFL team since the 16-game schedule was adopted in 1978. New England had 72 penalties called against it in 2008 (15 were declined or offset), a figure that also was the lowest in the league. On Oct. 26 against St. Louis, the Patriots were not flagged for any accepted penalties, marking the first penalty-free game in team history. The previous Patriots record for fewest penalties in a 16-game season was 63, established in 1989.

NFL RECORD BOOK / FEWEST ACCEPTED PENALTIES SINCE 16-GAME SCHEDULE ESTABLISHED IN 1978

| Team | Year | Penalties Accepted |
|-----------------------------|-------------|--------------------|
| New England Patriots | 2008 | 57 |
| Seattle Seahawks | 2007 | 59 |
| New Orleans Saints | 1992 | 60 |
| Miami Dolphins | 1991 | 62 |
| New York Jets | 2001 | 62 |

NOTE: List excludes 1982 strike season (9 games)

NFL RECORD BOOK / MOST SEASONS LEADING LEAGUE IN FEWEST PENALTIES

- 13 Miami, 1968, 1976-1984, 1986, 1990-91
- 9 Pittsburgh, 1946-47, 1950-52, 1954, 1963, 1965, 1968
- 8 **Boston/New England**, 1962, 1964-65, 1973, 1987, 1989, 1993, 2008

2008 NFL LEADERS / FEWEST ACCEPTED PENALTIES

| Team | Penalties Called | Penalties Accepted |
|-----------------------------|------------------|--------------------|
| New England Patriots | 72 | 57 |
| Atlanta Falcons | 83 | 71 |
| Buffalo Bills | 82 | 71 |

PATRIOTS TIE TEAM MARK FOR MOST 40-POINT GAMES IN A SEASON

The Patriots scored at least 40 points in four games in 2008, tying the team record for most games with 40 or more points. The 2007 Patriots also had four games with at least 40 points. This season, New England broke the 40-point mark against Denver on Oct. 20 (41-7), at Miami on Nov. 23 (48-28) at Oakland on Dec. 14 (49-26) and against Arizona on Dec. 21 (47-7). The Patriots have broken the 40-point mark three times in a season on three occasions (1996, 1963, 1961).

PATRIOTS POST THREE 500-YARD GAMES

The Patriots gained 500 or more net yards in a game three times in 2008 and compiled three of the top six single-game net yardage totals in franchise history (774 games). Over a two-game span from Nov. 13-23, the Patriots gained a total of 1,041 total net yards, recording the franchise's first back-to-back games with 500 or more total net yards. Against Miami on Nov. 23, the Patriots gained 530 total net yards, a figure that stands as the franchise's highest since 1979 and the second highest in team history. The previous week against the New York Jets (Nov. 13), the Patriots gained 511 total net yards, a figure that stands as the sixth-best in team annals. New England also broke the 500-yard mark with a 514-yard output against Arizona on Dec. 21 – a total that ranks fifth in team history. The Patriots were the only NFL team this season to have three games with 510 or more total net yards.

PATRIOTS RECORDS / TOTAL NET YARDS IN GAME

| Date | Opp. | Total Net Yards | Passing | Rushing |
|-----------------|------------------|-----------------|------------|------------|
| 09/09/79 | N.Y. Jets | 597 | 365 | 232 |
| 11/23/08 | at Miami | 530 | 408 | 122 |
| 10/29/78 | N.Y. Jets | 529 | 289 | 240 |
| 12/18/65 | Houston Oilers | 526 | 336 | 190 |
| 12/21/08 | Arizona | 514 | 331 | 183 |
| 11/13/08 | N.Y. Jets | 511 | 386 | 125 |



News & Notes

PROLIFIC POINT PRODUCERS

The Patriots scored 96 points in back-to-back wins over the Oakland Raiders and Arizona Cardinals in December of 2008. New England defeated the Raiders 49-26 on Dec. 14 and followed that with a 47-7 win over Arizona on Dec. 21. The 96 points over a two-game span mark the third-most prolific two-game span in team history, trailing only two overlapping two-game spans from the Patriots' record-setting 2007 season. **New England's 96 points were the most for any NFL team in any two-game span in 2008**, and the Patriots were one of two NFL teams in 2008 to have back-to-back 40-point games (San Diego).

PATRIOTS RECORDS / MOST POINTS IN A 2-GAME SPAN

| Year | Game 1, Opp., Score | Game 2, Opp., Score | Pts |
|-------------|--------------------------------|-------------------------------|-----------|
| 2007 | 10/21/07, at MIA, 49-28 | 10/28/07, vs WAS, 52-7 | 101 |
| 2007 | 10/14/07, at DAL, 48-27 | 10/21/07, at MIA, 49-28 | 97 |
| 2008 | 12/14/08, at OAK, 49-26 | 12/21/08, vs ARZ, 47-7 | 96 |
| 1984 | 11/11/84, vs BUF, 38-10 | 11/18/84, at IND, 50-17 | 88 |
| 1978 | 10/22/78, vs MIA, 33-24 | 10/29/78, vs NYJ, 55-21 | 88 |

MOST POINTS SCORED / SINGLE-GAME TEAM HISTORY

| Date | Opponent | Points | Score |
|-----------------|--------------------|-----------|--------------|
| 11/18/07 | at Buffalo | 56 | 56-10 |
| 09/09/79 | New York Jets | 56 | 56-3 |
| 10/29/78 | New York Jets | 55 | 55-21 |
| 10/28/07 | Washington | 52 | 52-7 |
| 10/22/61 | Buffalo | 52 | 52-21 |
| 11/18/84 | at Indianapolis | 50 | 50-17 |
| 11/18/79 | at Baltimore Colts | 50 | 50-21 |
| 12/14/08 | at Oakland | 49 | 49-26 |
| 10/21/07 | at Miami | 49 | 49-28 |
| 11/23/08 | at Miami | 48 | 48-28 |
| 10/14/07 | at Dallas | 48 | 48-27 |
| 10/03/76 | Oakland | 48 | 48-17 |
| 12/21/08 | Arizona | 47 | 47-7 |
| 11/23/80 | Baltimore Colts | 47 | 47-21 |

MOVING THE CHAINS

The Patriots led the NFL with 356 first downs in 2008, a total that stands as the second highest in franchise history. The Patriots gained 145 first downs rushing in 2008, a total that also led the league. The Patriots' first down total in 2008 trails only the team-record 393 first downs gained in 2007 (a total that ranked second in NFL history).

PATRIOTS RECORDS/ MOST FIRST DOWNS

| Year | Gm | 1st Downs | Rush | Pass | Penalty |
|-------------|-----------|------------|------------|------------|-----------|
| 2007 | 16 | 393 | 124 | 243 | 26 |
| 2008 | 16 | 356 | 145 | 186 | 25 |
| 1994 | 16 | 348 | 83 | 243 | 22 |
| 2004 | 16 | 344 | 120 | 193 | 31 |
| 1996 | 16 | 339 | 103 | 206 | 30 |

2008 NFL LEADERS / FIRST DOWNS

| Team | 1st Downs | Rush | Pass | Penalty |
|-----------------------------|------------|------------|------------|-----------|
| New England Patriots | 356 | 145 | 186 | 25 |
| New Orleans Saints | 354 | 103 | 223 | 28 |
| Denver Broncos | 354 | 103 | 232 | 19 |
| Houston Texans | 340 | 1061 | 210 | 24 |
| New York Giants | 338 | 130 | 176 | 32 |

SCORING EFFICIENCY

The Patriots led the NFL by scoring points on 44.8 percent of their offensive possessions in 2008, totaling 78 scoring drives on 174 possessions (42 touchdowns, 36 field goals). New England's total of 78 scoring drives this season tied for the NFL lead.

2008 NFL LEADERS / SCORING EFFICIENCY

| Team | Score Pct. | Poss. | Scores | TD | FG |
|-----------------------------|-------------|------------|-----------|-----------|-----------|
| New England Patriots | 44.8 | 174 | 78 | 42 | 36 |
| New York Giants | 43.8 | 178 | 78 | 42 | 36 |
| San Diego Chargers | 43.5 | 170 | 74 | 47 | 27 |
| New Orleans Saints | 42.7 | 178 | 76 | 54 | 22 |

WHAT A RUSH

The Patriots had their best rushing season in more than 20 years in 2008, averaging 4.4 yards per carry and totaling 2,278 rushing yards and 21 rushing touchdowns. The Patriots' 2008 average of 4.4 yards per carry ranks fifth in team history. In terms of total yardage, the Patriots' 2008 total of 2,278 yards ranks sixth in team history, while their 21 rushing touchdowns are tied for fourth in team history.

| Category | 2008 Total | Team History | Best Since |
|--------------------|------------|--------------|--------------|
| Rushing Yards | 2,278 | 6th | 1985 (2,331) |
| Rushing Touchdowns | 21 | T-4th | 1981 (23) |
| Rushing Avg. | 4.4 | 5th | 1983 (4.8) |

BEST PATRIOTS RUSHING SEASONS SINCE 1985

| Most Yardage | | Most Rush TDs | | Highest Average | |
|--------------|--------------|---------------|-----------|-----------------|------------|
| Year | Yards | Year | TDs | Year | Avg |
| 2008 | 2,278 | 2008 | 21 | 2008 | 4.4 |
| 2004 | 2,134 | 2006 | 20 | 2004 | 4.1 |
| 2006 | 1,969 | 2007 | 17 | 2007 | 4.1 |
| 1995 | 1,866 | 2005 | 16 | 2006 | 3.9 |
| 2007 | 1,849 | 1995 | 16 | 1995 | 3.9 |

PATRIOTS SINGLE-SEASON TEAM RUSHING RECORDS

| Most Yardage | | Most Rush TDs | | Highest Average | |
|--------------|--------------|---------------|-----------|-----------------|------------|
| Year | Yards | Year | TDs | Year | Avg |
| 1978 | 3,165* | 1978 | 30 | 1976 | 5.0 |
| 1976 | 2,948 | 1976 | 24 | 1983 | 4.8 |
| 1983 | 2,605 | 1981 | 23 | 1978 | 4.7 |
| 1985 | 2,331 | 2008 | 21 | 1962 | 4.6 |
| 1977 | 2,303 | 1974 | 21 | 2008 | 4.4 |
| 2008 | 2,278 | 2006 | 20 | 1961 | 4.3 |
| 1979 | 2,252 | 1983 | 19 | 1984 | 4.2 |
| 1980 | 2,240 | 1980 | 19 | 1966 | 4.2 |
| *-NFL Record | | | | 1982 | 4.2 |

SUSTAINING POSSESSIONS

The Patriots led the NFL with 38 drives of 10 plays or longer in 2008. New England also paced the league with 31 scoring drives of 10 plays or longer.

2008 NFL LEADERS / 10-PLAY DRIVES

| Team | 10-Play Drives | 10-Play Scoring Drives |
|-----------------------------|----------------|------------------------|
| New England Patriots | 38 | 31 |
| Denver Broncos | 37 | 28 |
| New Orleans Saints | 35 | 27 |
| Indianapolis Colts | 34 | 29 |

FINISHING STRONG

In the second half of the 2008 season (games 8-16), the Patriots scored a total of 242 points to lead the AFC and place second in the NFL in scoring over that span. The Patriots trailed only New Orleans, who scored 247 points in the second half of the season.

POINTS SCORED IN 2ND HALF OF SEASON (GMS 8-16)

| Team | Points |
|-----------------------------|------------|
| New Orleans Saints | 247 |
| New England Patriots | 242 |
| Carolina Panthers | 240 |
| San Diego Chargers | 215 |

ON POINT

The Patriots offense scored 403 points in 2008 to place second in the AFC and third in the NFL in that category. Additionally, the Patriots scored one special teams touchdown to finish the season with 410 total points.

2008 NFL LEADERS / POINTS SCORED BY OFFENSE

| Team | Rush TD | Pass TD | FG | Pts |
|-----------------------------|-----------|-----------|-----------|------------|
| New Orleans Saints | 20 | 34 | 22 | 440 |
| San Diego Chargers | 13 | 34 | 27 | 410 |
| New England Patriots | 21 | 21 | 36 | 403 |
| Carolina Panthers | 30 | 15 | 28 | 400 |
| New York Giants | 19 | 23 | 36 | 400 |



PATRIOTS NEWS & NOTES

MORRIS SETS CAREER HIGHS

Sammy Morris led the Patriots with a career-high 727 rushing yards in 2008, topping his previous career best of 523 yards with Miami in 2004. Morris achieved the feat despite missing three games due to injury. He also led the team with a career-best seven rushing touchdowns, a total that tops his previous career high of six rushing scores with Miami in 2004. **Morris averaged 4.66 yards per carry, a total that is the second best for a Patriots leading rusher in the last 20 years.** Morris was signed by the Patriots as an unrestricted free agent prior to the 2007 season.



BEST RUSHING AVG. BY A PATRIOTS LEADING RUSHER

| Player | Year | Avg. | Att. | Yards |
|---------------------|-------------|-------------|------------|------------|
| Craig James | 1984 | 4.94 | 160 | 790 |
| Jim Nance | 1966 | 4.88 | 299 | 1458 |
| Tony Collins | 1983 | 4.79 | 219 | 1049 |
| Sam Cunningham | 1976 | 4.79 | 172 | 824 |
| Corey Dillon | 2004 | 4.74 | 345 | 1635 |
| Craig James | 1985 | 4.67 | 263 | 1227 |
| Sammy Morris | 2008 | 4.66 | 156 | 727 |
| Billy Lott | 1961 | 4.61 | 100 | 461 |
| Jim Nance | 1967 | 4.52 | 269 | 1216 |

ON POINT

The Patriots scored 410 points in 2008, a total that ranked second in the AFC and eighth in the NFL. New England's 410 points scored rank eighth in team history.

2008 AFC LEADERS / MOST POINTS SCORED

| Team | Points Scored |
|-----------------------------|---------------|
| San Diego Chargers | 439 |
| New England Patriots | 410 |
| New York Jets | 405 |
| Baltimore Ravens | 385 |
| Indianapolis Colts | 377 |

PATRIOTS RECORDS / MOST POINTS SCORED

| Season | Points Scored | Games | Points/Game |
|-------------|---------------|-----------|-------------|
| 2007 | 589* | 16 | 36.8 |
| 1980 | 441 | 16 | 27.6 |
| 2004 | 437 | 16 | 27.3 |
| 1996 | 418 | 16 | 26.1 |
| 1961 | 413 | 14 | 29.5 |
| 1986 | 412 | 16 | 25.8 |
| 1979 | 411 | 16 | 25.7 |
| 2008 | 410 | 16 | 25.6 |
| 2006 | 385 | 16 | 24.1 |
| 2002 | 381 | 16 | 23.8 |

*-NFL Record

ADALIUS THOMAS

Adalius Thomas enters the 2009 season with 50.0 career sacks and is one of five active linebackers with 50 or more sacks entering 2009 (joining Joey Porter, Greg Ellis, DeMarcus Ware and Mike Vrabel).



ACTIVE NFL LINEBACKERS WITH AT LEAST 50.0 SACKS

| Player | Years | Sacks |
|--------------------------------|------------------|-------------|
| Joey Porter (Pitt/Mia) | 1999-2008 | 83.0 |
| Greg Ellis (Dallas) | 1998-2008 | 77.0 |
| Mike Vrabel (NE) | 1997-2008 | 55.0 |
| DeMarcus Ware (Dallas) | 2005-2008 | 53.5 |
| Adalius Thomas (Bal/NE) | 2000-2008 | 50.0 |

MAYO LEADS IN TACKLES IN 2008

NFL Defensive Rookie of the Year Jerod Mayo led the 2008 Patriots with 139 tackles (93 solo) according to the team's tally based on coaching film breakdown. Mayo led second-place Vince Wilfork by 54 tackles. According to press box statisticians (who tally unofficial tackle totals at each NFL game), Mayo was credited with 126 tackles (98 solo) in 2008, a total that led all NFL rookies and ranked 10th in the NFL. Mayo's total of 126 tackles ranked fifth in the AFC. Mayo was selected by the Patriots in the first round (10th overall) of the 2008 NFL Draft out of Tennessee. He was the first Patriots player to win the defensive rookie of the year award since Mike Haynes in 1976.



MAYO TOTALS 20 TACKLES, MOST FOR A PATRIOT IN A GAME SINCE 1994

Jerod Mayo was credited with 20 tackles (16 solo) by press box statisticians against the Jets on Nov. 13, 2008. According to Stats LLC, it was the highest tackle total credited to a Patriot by press box statisticians since STATS LLC's records begin in 1994. Mayo's total of 20 tackles tops Roman Phifer's 19 tackles (13 solo) on Oct. 12, 2003 against the New York Giants as the most by a Patriot over that span. Tackles are an unofficial NFL statistic.

GALLOWAY IN THE RECORD BOOKS

Veteran WR Joey Galloway enters the 2009 season with 682 career receptions and needs 18 receptions to become the 30th player in NFL history with 700 career receptions. He enters the year with 10,710 receiving yards and needs 290 receiving yards to become the 21st player in NFL history with 11,000 yards receiving (Tony Gonzalez and Mushin Muhammad may hit the mark in 2009 as well). Galloway currently has 77 receiving touchdowns and needs three touchdown catches to become the 19th player in NFL history with 80 touchdown receptions.

In addition, Galloway's career average of 15.7-yards per reception is the highest among all active players with at least 300 catches. Randy Moss is second with an average of 15.66.



FRED TAYLOR AMONG NFL'S BEST

Fred Taylor ranks 16th in NFL history for most rushing yards with career totals of 2,428 carries for 11,271 yards and 62 rushing touchdowns in 140 games. He trails only Seattle's Edgerrin James (12,121) and San Diego's LaDainian Tomlinson among active running back in rushing yards. Taylor ranks among the NFL's all-time best in several categories. Below is a look at where Taylor ranks in NFL history in several categories:

| | |
|--------------------------------------|------------------|
| Rushing yards per game (80.5) | 12 th |
| Yards from scrimmage per game (97.4) | 14 th |
| Rushes of 10-plus yards (326) | 5 th |
| Rushes of 50-plus yards (13) | 4 th |
| Yards from scrimmage (13,632) | 27 th |
| Rushing touchdowns (62) | 34 th |

Fred Taylor ranks fifth in NFL history with a 4.6 yards per rush average among running backs. Below is the all-time list:

| RK | PLAYER | AVG | RK | Player | AVG |
|----|---------------|-----|----|--------------------|------------|
| 1. | Jim Brown | 5.2 | 4. | Tiki Barber | 4.7 |
| 2. | Barry Sanders | 5.0 | 5. | Fred Taylor | 4.6 |
| 3. | O.J. Simpson | 4.7 | | | |



PATRIOTS NEWS & NOTES

GOSTKOWSKI EARNS PRO BOWL NOD



Stephen Gostkowski was named to his first career Pro Bowl following the 2008 season and is the fourth Patriots kicker to be named to the Pro Bowl since the 1970 AFL-NFL merger, joining Adam Vinatieri (2002, 2004), Tony Franklin (1986) and John Smith

(1980). He set the Patriots single-season record with an NFL-leading 36 field goals this season, and led the league with 148 points, the most by a Patriots player since the 1970 AFL-NFL merger and the second highest total in team history (Gino Cappelletti, 155 in 1964).



EVEN STEPHEN

Since joining the Patriots as a fourth-round draft choice in 2006, Stephen Gostkowski has connected on 85.6 percent of his regular-season field goals (77-for-90), achieving the best field goal percentage in Patriots history.

PATRIOTS ALL-TIME LEADERS / FIELD GOAL PCT.

(Minimum 50 Attempts)

| Player | Years | FGM | FGA | Pct. |
|---------------------------|----------------|-----------|-----------|-------------|
| Stephen Gostkowski | 2006-08 | 77 | 90 | .856 |
| Adam Vinatieri | 1996-05 | 263 | 321 | .819 |
| Matt Bahr | 1993-95 | 55 | 72 | .764 |
| Tony Franklin | 1984-87 | 93 | 125 | .744 |

PATRIOTS SINGLE-SEASON LEADERS / FGs MADE

| Player | Year | FGM | FGA | Pct. |
|---------------------------|-------------|-----------|-----------|-------------|
| Stephen Gostkowski | 2008 | 36 | 40 | .900 |
| Tony Franklin | 1986 | 32 | 41 | .780 |
| Adam Vinatieri | 2004 | 31 | 33 | .939 |
| Adam Vinatieri | 1998 | 31 | 39 | .795 |

PATRIOTS SINGLE-SEASON LEADERS / FIELD GOAL PCT.

(Minimum 16 Attempts)

| Player | Year | FGM | FGA | Pct. |
|---------------------------|-------------|-----------|-----------|-------------|
| Adam Vinatieri | 2004 | 31 | 33 | .939 |
| Stephen Gostkowski | 2008 | 36 | 40 | .900 |
| Adam Vinatieri | 2002 | 27 | 30 | .900 |
| Stephen Gostkowski | 2007 | 21 | 24 | .875 |
| Adam Vinatieri | 1997 | 25 | 29 | .862 |

PATRIOTS SINGLE-SEASON LEADERS / POINTS SCORED

| Player | Year | TD | 2-PT | FG | PAT | Pts. |
|---------------------------|-------------|----------|----------|-----------|-----------|------------|
| Gino Cappelletti | 1964 | 7 | 1 | 25 | 36 | 155 |
| Stephen Gostkowski | 2008 | 0 | 0 | 36 | 40 | 148 |
| Gino Cappelletti | 1961 | 8 | 0 | 17 | 48 | 147 |
| Adam Vinatieri | 2004 | 0 | 0 | 31 | 48 | 141 |

GOSTKOWSKI ON THE PATRIOTS ALL-TIME LIST

Gostkowski needs seven more PATs and 17 more field goals to take over 4th placed in both categories from Tony Franklin.

PATRIOTS ALL-TIME PAT LEADERS

| Player | Years | PAT |
|---------------------------|----------------|------------|
| Adam Vinatieri | 1996-05 | 367 |
| Gino Cappelletti | 1960-70 | 342 |
| John Smith | 1974-83 | 308 |
| Tony Franklin | 1984-87 | 163 |
| Stephen Gostkowski | 2006-08 | 157 |

PATRIOTS ALL-TIME FIELD GOAL LEADERS

| Player | Years | FGS |
|---------------------------|----------------|-----------|
| Adam Vinatieri | 1996-05 | 263 |
| Gino Cappelletti | 1960-70 | 176 |
| John Smith | 1974-83 | 128 |
| Tony Franklin | 1984-87 | 93 |
| Stephen Gostkowski | 2006-08 | 77 |

PATRIOTS WINNING STREAKS

The Patriots recorded the longest regular-season winning streak in NFL history, winning 21 consecutive regular-season games from Dec. 17, 2006 to Sept. 14, 2008. New England's 21-game regular-season winning streak eclipsing the previous NFL record of 18 consecutive regular-season wins, achieved by the Patriots from Oct. 5, 2003 to Oct. 24, 2004.

NFL'S LONGEST REGULAR-SEASON WIN STREAKS

| Team | Years | Streak |
|-----------------------------|----------------|-----------|
| New England Patriots | 2006-08 | 21 |
| New England Patriots | 2003-04 | 18 |
| Chicago Bears | 1933-34 | 17 |
| Pittsburgh Steelers | 2004-05 | 16 |
| Miami Dolphins | 1983-84 | 16 |
| Miami Dolphins | 1971-73 | 16 |
| Chicago Bears | 1941-42 | 16 |

ON THE ROAD TO VICTORY

The Patriots won 12 consecutive regular-season road games from Dec. 24, 2006 to Oct. 5, 2008. New England's road winning streak is the second longest in NFL history, trailing only the San Francisco 49ers' 18 straight road wins from 1988-90.

MOST CONSECUTIVE ROAD VICTORIES / NFL HISTORY

| Team | Victories | First Win | Final Win |
|-----------------------------|-----------|-----------------|----------------|
| San Francisco 49ers | 18 | 11/27/88 | 12/30/90 |
| New England Patriots | 12 | 12/24/06 | 10/5/08 |
| San Diego/LA Chargers | 11 | 10/02/60 | 11/12/61 |
| San Francisco 49ers | 11 | 09/20/87 | 10/16/88 |
| Pittsburgh Steelers | 11 | 09/26/04 | 11/06/05 |

TOP TELEVISION RATINGS

Historically, the Patriots have been at or near the top of the weekly television ratings for the 2.4 million homes in the Boston TV market.

PATRIOTS 2008 RATINGS IN BOSTON TV MARKET

| Date | Opponent | Net. | Boston TV | Rtg/Shr/Viewers |
|-------|-----------------|------|-------------|---------------------|
| 09/07 | Kansas City | CBS | WBZ Ch. 4 | 23.7 / 55 / 568,000 |
| 09/14 | at N.Y. Jets | CBS | WBZ Ch. 4 | 32.0 / 55 / 765,000 |
| 09/21 | Miami | CBS | WBZ Ch. 4 | 20.5 / 48 / 492,000 |
| 10/05 | at San Fran. | CBS | WBZ Ch. 4 | 30.7 / 54 / 739,000 |
| 10/12 | at San Diego | NBC | WHDH Ch. 7 | 21.2 / 35 / 511,000 |
| 10/20 | Denver | ESPN | WCVB Ch. 5 | 21.8 / 36 / 512,000 |
| 10/26 | St. Louis | FOX | WFXT Ch. 25 | 23.5 / 52 / 567,000 |
| 11/02 | at Indianapolis | NBC | WHDH Ch. 7 | 27.5 / 41 / 662,000 |
| 11/09 | Buffalo | CBS | WBZ Ch. 4 | 25.1 / 57 / 604,000 |
| 11/13 | N.Y. Jets | NFLN | WCVB Ch. 5 | 26.2 / 41 / 633,000 |
| 11/23 | at Miami | CBS | WBZ Ch. 4 | 28.5 / 56 / 687,000 |
| 11/30 | Pittsburgh | CBS | WBZ Ch. 4 | 33.2 / 52 / 799,000 |
| 12/07 | at Seattle | CBS | WBZ Ch. 4 | 26.8 / 45 / 645,000 |
| 12/14 | at Oakland | CBS | WBZ Ch. 4 | N/A (Ice Storm) |
| 12/21 | Arizona | FOX | WFXT Ch. 25 | 33.1 / 55 / 797,000 |
| 12/29 | at Buffalo | CBS | WBZ Ch. 4 | 30.8 / 61 / 741,000 |

Each ratings point represents one percent of the 2.4 million homes in the Boston TV market. ESPN/NFLN games include Rating and Share as a combined figure from both ESPN/NFLN and WCVB

PATRIOTS RATINGS HISTORY

| Regular Season | Rating / Share / Viewers |
|-----------------------------|--------------------------|
| 2008 Regular Season Average | 27.0 / 49 / 649,000 |
| 2007 Regular Season Average | 33.8 / 56 / 807,000 |
| 2006 Regular Season Average | 26.7 / 52 / 634,000 |
| 2005 Regular Season Average | 27.2 / 51 / N/A |
| 2004 Regular Season Average | 31.2 / 56 / N/A |
| 2003 Regular Season Average | 26.8 / 51 / N/A |
| 2002 Regular Season Average | 28.5 / 53 / N/A |
| 2001 Regular Season Average | 24.7 / 48 / N/A |

| Playoffs | Rating / Share |
|-------------------------|----------------|
| 2007 Postseason Average | 47.3 / 72 |
| 2006 Postseason Average | 44.1 / 66 |
| 2005 Postseason Average | 38.3 / 60 |
| 2004 Postseason Average | 48.9 / 70 |
| 2003 Postseason Average | 47.0 / 72 |
| 2001 Postseason Average | 47.4 / 73 |

Gillette STADIUM™

HOME OF THE NEW ENGLAND PATRIOTS

Overall record at Gillette Stadium: 51-12 (.810)



The Patriots and their fans at Gillette Stadium have established one of the biggest home-field advantages in the country. Since its Grand Opening on Sept. 9, 2002, the Patriots have compiled a 51-12 record at their privately financed, state-of-the-art stadium. Patriots fans have embraced the team's new home with unprecedented fervor, extending the franchise's home sellout streak into its 15th year. In the seven seasons that New England has called Gillette Stadium home, every game has been sold out as the Patriots have won five AFC East titles, hosted two AFC Championship Games and recorded a 7-0 record in home playoff games at Gillette Stadium.

TOUGH AT HOME

The Patriots own an overall record of 51-12 (.810) at Gillette Stadium. Since their state-of-the-art facility opened at the beginning of the 2002 season, the Patriots own the NFL's best record at home. Now in their seventh season at Gillette Stadium, the Patriots have finished three seasons undefeated at home since the stadium opened (2003, 2004 and 2007) and own a perfect 7-0 playoff record at the venue.

BEST HOME RECORDS SINCE 2002

| Team | W | L | T | Pct. |
|--------------------|-----------|-----------|----------|-------------|
| New England | 51 | 12 | 0 | .810 |
| Indianapolis | 48 | 15 | 0 | .762 |
| Pittsburgh | 44 | 17 | 1 | .718 |
| Baltimore | 40 | 18 | 0 | .690 |
| Seattle | 42 | 19 | 0 | .689 |
| Denver | 39 | 19 | 0 | .672 |
| Philadelphia | 42 | 21 | 0 | .667 |
| San Diego | 39 | 20 | 0 | .661 |

NOTE: Records include regular-season and playoff games

HOMELAND DEFENSE

Since Gillette Stadium opened in 2002, the Patriots have had the NFL's best defense at home. New England has allowed an average of just 15.86 points per game, a figure that leads the league since 2002. Since 2003, the Patriots have allowed just 14.67 points per game at home (807 points in 55 games), a mark that is also the best in the NFL over that span.

FEWEST POINTS PER GAME ALLOWED AT HOME SINCE GILLETTE STADIUM OPENED IN 2002

| Team | Stadium | GP | Pts | Pts/Gm |
|--------------------|--------------------------------|-----------|------------|--------------|
| New England | Gillette Stadium | 63 | 999 | 15.86 |
| Baltimore | M&T Bank Stadium | 58 | 936 | 16.14 |
| Tampa Bay | Raymond James Stadium | 59 | 995 | 16.86 |
| Jacksonville | Jacksonville Municipal Stad. | 56 | 963 | 17.20 |
| Philadelphia | Vets Stadium/Lincoln Financial | 63 | 1105 | 17.54 |
| Indianapolis | RCA Dome/Lucas Oil Stadium | 63 | 1142 | 18.13 |
| Pittsburgh | Heinz Field | 62 | 1146 | 18.48 |
| Carolina | Bank of America Stad. | 57 | 1056 | 18.53 |

NOTE: Records include regular-season and playoff games

PATRIOT PLACE THE HALL AT PATRIOT PLACE

The Hall at Patriot Place presented by Raytheon is the crown jewel of Patriot Place and the only sports and education experience of its kind in the world. Through a dazzling array of interactive multimedia exhibits and artifacts never before viewable by the public, The Hall at Patriot Place presented by Raytheon showcases the tradition of the New England Patriots, explores the history of football in New England, and promotes math and science education for the thousands of schoolchildren expected to visit each year. For more information, please visit www.thehallatpatriotplace.com. Jim Nance earned the honor of becoming the 14th player and the first running back to be inducted into the team's hall of fame this past summer. Chairman and CEO Robert Kraft inducted the Patriots original owner Billy Sullivan as a contributor during the offseason.



SNAPSHOTS OF SUCCESS

The Patriots are in the midst of one of the most prosperous periods for any team in NFL history. Their run of success began with a 29-26 overtime victory against the San Diego Chargers on Oct. 14, 2001, sparking a streak of 110 wins in the Patriots' last 141 games, including the playoffs.

PATRIOTS SUCCESS STREAKS (Including Postseason)

- 4 consecutive wins, dating to Dec. 7, 2008 (4-0, 1.000)
- 5 wins in last 6 games dating to Nov. 23, 2008 (5-1, .833)
- 8 wins in last 11 games, dating to Oct. 20, 2008 (8-3, .727)
- 29 wins in last 35 games, dating to Sept. 9, 2007 (29-6, .829)
- 43 wins in last 54 games, dating to Sept. 10, 2006 (43-11, .796)
- 50 wins in last 64 games, dating to Nov. 13, 2005 (50-14, .781)
- 65 wins in last 84 games, dating to Nov. 7, 2004 (65-19, .774)
- 86 wins in last 106 games, dating to Oct. 5, 2003 (86-20, .811)
- 94 wins in last 119 games, dating to Nov. 3, 2002 (94-25, .790)
- 110 wins in last 141 games, dating back to Oct. 14, 2001 (110-31, .780)



2009 FINAL OFFENSIVE STATISTICS

WON 3, LOST 1

08/13 W 27-25 at Philadelphia 69,144
 08/20 L 6-7 Cincinnati 68,756
 08/28 W 27-24 at Washington 69,384
 09/03 W 38-27 New York Giants 68,756

N.E. Opp.
 TOTAL FIRST DOWNS 76 82
 Rushing 29 28
 Passing 38 48
 Penalty 9 6
 3rd Down: Made/Att 20/53 20/55
 3rd Down Pct. 37.7 36.4
 4th Down: Made/Att 1/2 3/5
 4th Down Pct. 50.0 60.0

POSSESSION AVG. 29:04 30:56
 TOTAL NET YARDS 1247 1624
 Avg. Per Game 311.8 406.0
 Total Plays 242 261
 Avg. Per Play 5.2 6.2
 NET YARDS RUSHING 462 523
 Avg. Per Game 115.5 130.8
 Total Rushes 113 118
 NET YARDS PASSING 785 1101
 Avg. Per Game 196.3 275.3
 Sacked/Yards Lost 8/46 12/56
 Gross Yards 831 1157
 Att./Completions 121/72 131/77
 Completion Pct. 59.5 58.8
 Had Intercepted 3 3
 PUNTS/AVERAGE 19/42.9 19/45.3
 NET PUNTING AVG. 19/40.9 19/38.1
 PENALTIES/YARDS 23/265 42/354
 FUMBLES/BALL LOST 6/2 3/1
 TOUCHDOWNS 11 9
 Rushing 3 3
 Passing 5 6
 Returns 3 0

| * RUSHING | No. | Yds | Avg | Long | TD |
|--------------|-----|-----|------|------|----|
| Green-Ellis | 49 | 249 | 5.1 | 32t | 3 |
| F. Taylor | 14 | 46 | 3.3 | 10 | 0 |
| Morris | 12 | 45 | 3.8 | 16 | 0 |
| Maroney | 16 | 36 | 2.3 | 10 | 0 |
| C. Taylor | 5 | 27 | 5.4 | 10 | 0 |
| Hoyer | 7 | 23 | 3.3 | 10 | 0 |
| O'Connell TM | 5 | 21 | 4.2 | 17 | 0 |
| Faulk | 2 | 14 | 7.0 | 9 | 0 |
| Brady | 1 | 3 | 3.0 | 3 | 0 |
| Walter | 2 | -2 | -1.0 | -1 | 0 |
| TEAM | 113 | 462 | 4.1 | 32t | 3 |
| OPPONENTS | 118 | 523 | 4.4 | 45 | 3 |

| * RECEIVING | No. | Yds | Avg | Long | TD |
|-------------|-----|------|------|------|----|
| Moss | 9 | 144 | 16.0 | 35 | 2 |
| Nunn | 8 | 133 | 16.6 | 30 | 0 |
| Green-Ellis | 8 | 28 | 3.5 | 8 | 0 |
| Ventrone | 7 | 58 | 8.3 | 17 | 0 |
| Aiken | 6 | 102 | 17.0 | 48 | 0 |
| Galloway | 6 | 49 | 8.2 | 20 | 0 |
| Edelman | 6 | 40 | 6.7 | 13 | 0 |
| Maroney | 4 | 44 | 11.0 | 14 | 0 |
| Lewis | 3 | 58 | 19.3 | 32 | 0 |
| Baker | 3 | 22 | 7.3 | 9t | 2 |
| Faulk | 2 | 37 | 18.5 | 22 | 0 |
| D. Thomas | 2 | 22 | 11.0 | 15 | 0 |
| Welker | 1 | 32 | 32.0 | 32 | 0 |
| Morris | 1 | 14 | 14.0 | 14 | 0 |
| F. Taylor | 1 | 12 | 12.0 | 12 | 0 |
| C. Taylor | 1 | 10 | 10.0 | 10 | 0 |
| Watson | 1 | 9 | 9.0 | 9 | 0 |
| Ortiz | 1 | 8 | 8.0 | 8t | 1 |
| DeVree TM | 1 | 6 | 6.0 | 6 | 0 |
| A. Smith | 1 | 3 | 3.0 | 3 | 0 |
| TEAM | 72 | 831 | 11.5 | 48 | 5 |
| OPPONENTS | 77 | 1157 | 15.0 | 73 | 6 |

| * INTERCEPTIONS | No. | Yds | Avg | Long | TD |
|-----------------|-----|-----|------|------|----|
| Wilhite | 1 | 99 | 99.0 | 99t | 1 |
| McGowan | 1 | 27 | 27.0 | 27t | 1 |
| Jones | 1 | 10 | 10.0 | 10 | 0 |
| TEAM | 3 | 136 | 45.3 | 99t | 2 |
| OPPONENTS | 3 | 13 | 4.3 | 12 | 0 |

| * SCORE BY PERIODS | Q1 | Q2 | Q3 | Q4 | OT | PTS |
|--------------------|----|----|----|----|----|-----|
| TEAM | 17 | 41 | 20 | 20 | 0 | 98 |
| OPPONENTS | 31 | 23 | 23 | 6 | 0 | 83 |

| * SCORING | TD | Ru | Pa | Rt | K-PAT | FG | S | PTS |
|-------------|----|----|----|----|-------|------|---|-----|
| Gostkowski | 0 | 0 | 0 | 0 | 11/11 | 7/ 7 | 0 | 32 |
| Green-Ellis | 3 | 3 | 0 | 0 | | | 0 | 18 |
| Baker | 2 | 0 | 2 | 0 | | | 0 | 12 |
| Moss | 2 | 0 | 2 | 0 | | | 0 | 12 |
| Edelman | 1 | 0 | 0 | 1 | | | 0 | 6 |
| McGowan | 1 | 0 | 0 | 1 | | | 0 | 6 |
| Ortiz | 1 | 0 | 1 | 0 | | | 0 | 6 |
| Wilhite | 1 | 0 | 0 | 1 | | | 0 | 6 |
| TEAM | 11 | 3 | 5 | 3 | 11/11 | 7/ 7 | 0 | 98 |
| OPPONENTS | 9 | 3 | 6 | 0 | 8/ 8 | 7/10 | 0 | 83 |

2-Pt. Conversions: TEAM 0-0, OPPONENTS 0-1

SACKS: S. Williams 2.5, Woods 2.5, Adams 1, Banta-Cain 1, Guyton 1, Mayo 1, Pryor 1, A. Thomas 1, Butler 0.5, Richard 0.5, TEAM 12, OPPONENTS 8
 FUM/LOST: Chung 2/0, Green-Ellis 1/1, Maroney 1/0, C. Taylor 1/1, Wendell 1/0

| * PUNTING | No. | Yds | Avg | Net | TB | In | Lg | B |
|-----------|-----|-----|------|------|----|----|----|---|
| Hanson | 19 | 815 | 42.9 | 40.9 | 0 | 8 | 54 | 0 |
| TEAM | 19 | 815 | 42.9 | 40.9 | 0 | 8 | 54 | 0 |
| OPPONENTS | 19 | 861 | 45.3 | 38.1 | 0 | 7 | 56 | 0 |

| * PUNT RETURNS | Ret | FC | Yds | Avg | Long | TD |
|----------------|-----|----|-----|------|------|----|
| Chung | 7 | 2 | 54 | 7.7 | 33 | 0 |
| Edelman | 3 | 1 | 84 | 28.0 | 75t | 1 |
| TEAM | 10 | 3 | 138 | 13.8 | 75t | 1 |
| OPPONENTS | 7 | 4 | 37 | 5.3 | 21 | 0 |

| * KICKOFF RETURNS | No. | Yds | Avg | Long | TD |
|-------------------|-----|-----|------|------|----|
| Slater | 10 | 204 | 20.4 | 26 | 0 |
| Nunn | 6 | 117 | 19.5 | 49 | 0 |
| Edelman | 1 | 24 | 24.0 | 24 | 0 |
| Maroney | 1 | 35 | 35.0 | 35 | 0 |
| C. Taylor | 1 | 22 | 22.0 | 22 | 0 |
| TEAM | 19 | 402 | 21.2 | 49 | 0 |
| OPPONENTS | 18 | 440 | 24.4 | 34 | 0 |

| * FIELD GOALS | 1-19 | 20-29 | 30-39 | 40-49 | 50+ |
|---------------|---------------------------|-----------|-----------|-----------|-----|
| Gostkowski | 0/ 0 | 0/ 0 | 3/ 3 | 4/ 4 | 0/0 |
| TEAM | 0/ 0 | 0/ 0 | 3/ 3 | 4/ 4 | 0/0 |
| OPPONENTS | 0/ 0 | 2/ 2 | 3/ 3 | 2/ 4 | 0/1 |
| Gostkowski: | (37G,49G) | (32G,41G) | (43G,30G) | (46G) | |
| TEAM: | (37G,49G) | (32G,41G) | (43G,30G) | (46G) | |
| OPPONENTS: | (38G,43G,44B,36G,34G,43N) | () | (25G,52N) | (46G,25G) | |

| * PASSING | Att | Cmp | Yds | Cmp% | Yds/Att | TD | TD% | Int | Int% | Long | Sack/Lost | Rating |
|--------------|-----|-----|------|------|---------|----|-----|-----|------|------|-----------|--------|
| Hoyer | 44 | 29 | 354 | 65.9 | 8.05 | 1 | 2.3 | 0 | 0.0 | 48 | 4/ 30 | 98.1 |
| Brady | 42 | 26 | 307 | 61.9 | 7.31 | 4 | 9.5 | 1 | 2.4 | 35 | 2/ 8 | 106.0 |
| O'Connell TM | 26 | 12 | 108 | 46.2 | 4.15 | 0 | 0.0 | 2 | 7.7 | 22 | 1/ 2 | 25.8 |
| Walter | 9 | 5 | 62 | 55.6 | 6.89 | 0 | 0.0 | 0 | 0.0 | 16 | 1/ 6 | 77.1 |
| TEAM | 121 | 72 | 831 | 59.5 | 6.87 | 5 | 4.1 | 3 | 2.5 | 48 | 8/ 46 | 83.7 |
| OPPONENTS | 131 | 77 | 1157 | 58.8 | 8.83 | 6 | 4.6 | 3 | 2.3 | 73 | 12/ 56 | 93.6 |



2009 FINAL DEFENSIVE STATISTICS

Tackle Statistics from play-by-play

| PLAYER | TACKLES | | | SACKS | | | INTERCEPTIONS | | | | FUMBLES | | | | SP. TEAMS | | | | |
|-----------------------|------------|-----------|-----------|-------------|-------------|-----------|---------------|------------|----------|-----------|----------|----------|----------|----------|-----------|-----------|----------|----------|----------|
| Name | TT | UT | A | S/ | Yds | QH | Int/ | Yds | TD | PD | FF | FR/ | Yds | TD | TT | UT | A | FF | FR |
| Pat Chung | 19 | 12 | 7 | 0.0 | 0.0 | 0 | 0 | 0 | 0 | 3 | 0 | 0 | 0 | 0 | 0 | 0 | 0 | 0 | 0 |
| Stephen Williams | 16 | 13 | 3 | 2.5 | 11.5 | 3 | 0 | 0 | 0 | 0 | 0 | 0 | 0 | 0 | 0 | 0 | 0 | 0 | 0 |
| Rob Ninkovich | 15 | 10 | 5 | 0.0 | 0.0 | 1 | 0 | 0 | 0 | 0 | 0 | 0 | 0 | 0 | 0 | 0 | 0 | 0 | 0 |
| Darius Butler | 13 | 12 | 1 | 0.5 | 0.5 | 1 | 0 | 0 | 0 | 1 | 0 | 0 | 0 | 0 | 0 | 0 | 0 | 0 | 1 |
| Titus Adams | 12 | 8 | 4 | 1.0 | 6.0 | 1 | 0 | 0 | 0 | 0 | 0 | 0 | 0 | 0 | 0 | 0 | 0 | 0 | 0 |
| Eric Alexander | 12 | 8 | 4 | 0.0 | 0.0 | 0 | 0 | 0 | 0 | 10 | 0 | 0 | 0 | 0 | 2 | 2 | 0 | 0 | 0 |
| James Sanders | 11 | 8 | 3 | 0.0 | 0.0 | 0 | 0 | 0 | 0 | 0 | 0 | 0 | 0 | 0 | 0 | 0 | 0 | 0 | 0 |
| Pierre Woods | 11 | 6 | 5 | 2.5 | 12.5 | 3 | 0 | 0 | 0 | 0 | 0 | 0 | 0 | 0 | 1 | 1 | 0 | 0 | 0 |
| Jerod Mayo | 10 | 10 | 0 | 1.0 | 6.0 | 3 | 0 | 0 | 0 | 0 | 0 | 0 | 0 | 0 | 0 | 0 | 0 | 0 | 0 |
| Brandon McGowan | 10 | 8 | 2 | 0.0 | 0.0 | 0 | 1 | 27 | 1 | 2 | 1 | 0 | 0 | 0 | 1 | 1 | 0 | 0 | 0 |
| Paris Lenon | 10 | 7 | 3 | 0.0 | 0.0 | 0 | 0 | 0 | 0 | 1 | 0 | 0 | 0 | 0 | 0 | 0 | 0 | 0 | 0 |
| Adalius Thomas | 9 | 6 | 3 | 1.0 | 1.0 | 1 | 0 | 0 | 0 | 1 | 0 | 0 | 0 | 0 | 0 | 0 | 0 | 0 | 0 |
| Ron Brace | 9 | 5 | 4 | 0.0 | 0.0 | 0 | 0 | 0 | 0 | 0 | 0 | 0 | 0 | 0 | 0 | 0 | 0 | 0 | 0 |
| Terrence Wheatley | 8 | 7 | 1 | 0.0 | 0.0 | 0 | 0 | 0 | 0 | 0 | 0 | 1 | 0 | 0 | 1 | 1 | 0 | 0 | 0 |
| Brandon Meriweather | 8 | 7 | 1 | 0.0 | 0.0 | 1 | 0 | 0 | 0 | 0 | 0 | 0 | 0 | 0 | 0 | 0 | 0 | 0 | 0 |
| Vince Wilfork | 8 | 4 | 4 | 0.0 | 0.0 | 0 | 0 | 0 | 0 | 0 | 0 | 0 | 0 | 0 | 0 | 0 | 0 | 0 | 0 |
| Jonathan Wilhite | 7 | 7 | 0 | 0.0 | 0.0 | 0 | 1 | 99 | 1 | 1 | 0 | 0 | 0 | 0 | 0 | 0 | 0 | 0 | 0 |
| Gary Guyton | 7 | 5 | 2 | 1.0 | 5.0 | 2 | 0 | 0 | 0 | 1 | 0 | 0 | 0 | 0 | 0 | 0 | 0 | 0 | 0 |
| Richard Seymour | 7 | 4 | 3 | 0.0 | 0.0 | 0 | 0 | 0 | 0 | 0 | 0 | 0 | 0 | 0 | 0 | 0 | 0 | 0 | 0 |
| Heran-Daze Jones | 7 | 2 | 5 | 0.0 | 0.0 | 0 | 1 | 10 | 0 | 2 | 0 | 0 | 0 | 0 | 3 | 2 | 1 | 0 | 0 |
| Jamar Love | 6 | 4 | 2 | 0.0 | 0.0 | 0 | 0 | 0 | 0 | 0 | 0 | 0 | 0 | 0 | 1 | 1 | 0 | 0 | 0 |
| Tank Williams | 5 | 3 | 2 | 0.0 | 0.0 | 0 | 0 | 0 | 0 | 0 | 0 | 0 | 0 | 0 | 0 | 0 | 0 | 0 | 0 |
| Darryl Richard | 5 | 3 | 2 | 0.5 | 3.5 | 1 | 0 | 0 | 0 | 0 | 0 | 0 | 0 | 0 | 0 | 0 | 0 | 0 | 0 |
| Roderick Rogers | 5 | 4 | 1 | 0.0 | 0.0 | 0 | 0 | 0 | 0 | 0 | 0 | 0 | 0 | 0 | 1 | 0 | 1 | 0 | 0 |
| Myron Pryor | 4 | 4 | 0 | 1.0 | 6.0 | 1 | 0 | 0 | 0 | 1 | 0 | 0 | 0 | 0 | 0 | 0 | 0 | 0 | 0 |
| Ty Warren | 4 | 3 | 1 | 0.0 | 0.0 | 1 | 0 | 0 | 0 | 0 | 0 | 0 | 0 | 0 | 0 | 0 | 0 | 0 | 0 |
| Vinny Ciurciu | 4 | 3 | 1 | 0.0 | 0.0 | 0 | 0 | 0 | 0 | 0 | 0 | 0 | 0 | 0 | 3 | 3 | 0 | 0 | 0 |
| Shawn Crable | 3 | 2 | 1 | 0.0 | 0.0 | 0 | 0 | 0 | 0 | 0 | 0 | 0 | 0 | 0 | 0 | 0 | 0 | 0 | 0 |
| Derrick Burgess | 3 | 3 | 0 | 0.0 | 0.0 | 1 | 0 | 0 | 0 | 0 | 0 | 0 | 0 | 0 | 0 | 0 | 0 | 0 | 0 |
| Matthew Slater | 3 | 2 | 1 | 0.0 | 0.0 | 0 | 0 | 0 | 0 | 0 | 0 | 0 | 0 | 0 | 3 | 3 | 0 | 0 | 0 |
| Tully Banta-Cain | 2 | 2 | 0 | 1.0 | 4.0 | 1 | 0 | 0 | 0 | 0 | 0 | 0 | 0 | 0 | 1 | 0 | 1 | 0 | 0 |
| Leigh Bodden | 1 | 1 | 0 | 0.0 | 0.0 | 0 | 0 | 0 | 0 | 1 | 0 | 0 | 0 | 0 | 0 | 0 | 0 | 0 | 0 |
| Mike Richardson | 1 | 1 | 0 | 0.0 | 0.0 | 0 | 0 | 0 | 0 | 0 | 0 | 0 | 0 | 0 | 2 | 2 | 0 | 0 | 0 |
| Shawn Springs | 1 | 0 | 1 | 0.0 | 0.0 | 0 | 0 | 0 | 0 | 0 | 0 | 0 | 0 | 0 | 0 | 0 | 0 | 0 | 0 |
| Mike Wright | 1 | 1 | 0 | 0.0 | 0.0 | 0 | 0 | 0 | 0 | 1 | 0 | 0 | 0 | 0 | 0 | 0 | 0 | 0 | 0 |
| Tedy Bruschi | 1 | 1 | 0 | 0.0 | 0.0 | 0 | 0 | 0 | 0 | 0 | 0 | 0 | 0 | 0 | 0 | 0 | 0 | 0 | 0 |
| Jarvis Green | 1 | 0 | 1 | 0.0 | 0.0 | 2 | 0 | 0 | 0 | 0 | 0 | 0 | 0 | 0 | 0 | 0 | 0 | 0 | 0 |
| Julian Edelman | 0 | 0 | 0 | 0.0 | 0.0 | 0 | 0 | 0 | 0 | 0 | 0 | 0 | 0 | 0 | 1 | 1 | 0 | 0 | 0 |
| Alex Smith | 0 | 0 | 0 | 0.0 | 0.0 | 0 | 0 | 0 | 0 | 0 | 0 | 0 | 0 | 0 | 1 | 1 | 0 | 0 | 0 |
| BenJarvus Green-Ellis | 0 | 0 | 0 | 0.0 | 0.0 | 0 | 0 | 0 | 0 | 0 | 0 | 0 | 0 | 0 | 1 | 1 | 0 | 0 | 0 |
| Robert Ortiz | 0 | 0 | 0 | 0.0 | 0.0 | 0 | 0 | 0 | 0 | 0 | 0 | 0 | 0 | 0 | 1 | 0 | 1 | 0 | 0 |
| Totals | 127 | 98 | 29 | 12.0 | 56.0 | 23 | 3 | 136 | 2 | 25 | 1 | 1 | 0 | 0 | 23 | 19 | 4 | 0 | 1 |

| FUMBLES - LOST (6-2) | | | | |
|----------------------|----------|----------|----------|----------|
| No. | Own | | | |
| | Lost | Rec | O.B. | |
| Pat Chung | 1 | 0 | 0 | 0 |
| B. Green-Ellis | 1 | 1 | 0 | 0 |
| Laurence Maroney | 1 | 0 | 1 | 0 |
| Pat Chung | 1 | 0 | 0 | 0 |
| Chris Taylor | 1 | 1 | 0 | 0 |
| Brian Hoyer | 0 | 0 | 1 | 0 |
| Ryan Wendell | 1 | 0 | 0 | 0 |
| Darius Butler | 0 | 0 | 1 | 0 |
| Totals | 6 | 2 | 3 | 0 |

| MISC. OFFENSIVE STATS | | | | |
|-----------------------|-----|----|----|---|
| Tkl | Ast | FF | FR | |
| Randy Moss | 1 | 0 | 0 | 0 |
| Logan Mankins | 1 | 0 | 0 | 0 |
| Joey Galloway | 0 | 1 | 0 | 0 |
| Laurence Maroney | 0 | 0 | 0 | 1 |

| KEY | |
|-----------------------|---|
| TT-Total Tackles | Int/Yds-Interceptions/Yards Returned |
| UT-Unassisted Tackles | PD-Passes Defensed |
| A-Assisted Tackles | FF-Forced Fumbles |
| S/YL-Sacks/Yards Lost | FR/Yds-Fumble Recoveries/Yards Returned |
| QH-Quarterback Hits | |

| BLOCKED KICKS | | | |
|---------------|----|----|---|
| | XP | FG | P |
| Pat Chung | 0 | 1 | 0 |
| Totals | 0 | 1 | 0 |



PATRIOTS NOTABLE-QUOTABLES

PATRIOTS ALUMNI ON THE FRANCHISE'S 50TH ANNIVERSARY AND THE AFL

QB Vito "Babe" Parilli (1961-67)

On the Patriots carving out a niche in New England

"Every week we were competing against each other, we had to fight the New York Giants for popularity. We had to prove, to ourselves, that we had the right to be where we were. On the whole, as a league, we were all working together to build the league and make sure that it would survive. Like Lewis and Clark, we were the pioneers. Every week, we were competing against each other, but we all had a common goal that the NFL recognize us."

C Jon Morris (1964-74)

On early life in the AFL

"We were living hand-to-mouth for seven, eight years. We didn't know if the team was going to survive. We didn't know if we were going to get paid. We didn't know."

On being a part of the Patriots' success today

"To see what the Kraft family has built in Foxboro and to see the professionalism throughout the organization, it's easy to see why they've been successful. I feel very much a part of the team's success today because this organization goes out of its way to make you feel that way. I think that's unique in the NFL. I've told Robert Kraft that to see where this organization has come from a player of my era, is just remarkable."

DB Chuck Shonta (1960-67)

On playing in Fenway Park (1963-68)

"When we started playing there in 1963, I knew that we were doing alright. We were playing in a professional stadium, finally. This was just the ultimate. To me, it meant that we were going to stick around for awhile."

G Len St. Jean (1964-73)

On the team's move to Foxborough in 1971

"I remember when we first moved into Schaefer Stadium, everybody thought it was the greatest thing, but then you consider that we didn't even have a weight room there to work out in. You can't even compare to what there is today [at Gillette Stadium]. It's unbelievable how far it's come."

Patriots Hall of Famer Gino Cappelletti on the franchise's early days

"We were all struggling and trying to buck the establishment and trying to survive another day and another season. It's something that we probably look back on and realize the difficulties we had that we just didn't know about at the time. When you're pioneering, you don't really know it because everything is exploring."

--*USA Today* (as told to Sean Leahy), June 22, 2009

HALL AT PATRIOTS PLACE PRESENTED BY RAYTHEON

Patriots Chairman and CEO Robert Kraft

On the induction of RB Jim Nance into Patriots Hall of Fame

"I am glad that the fans selected Jim Nance for this honor. Like so many others, he was one of the reasons I became a Patriots fan. He was an attraction. He brought fans to the games and that was very important in building a loyal fan base. Four decades later, we still have many season ticket holders who became fans of the Patriots in the 1960s because of players like Jim Nance. The fact that he still holds some prominent rushing records 38 years after his playing career speaks volumes."

Patriots Chairman and CEO Robert Kraft

On the induction of original owner Billy Sullivan

"Billy Sullivan made professional football a reality in New England. We are celebrating the Patriots' 50th season and all of the wonderful memories we have as fans of the Patriots. Without Billy Sullivan, the Patriots would not exist. I hope this recognition will ensure that Patriots fans never forget his contributions."

Patrick Sullivan, son of Billy Sullivan

On his father's induction

"I can speak for my entire family, in particular my mother Mary, in thanking the Kraft Family for this singular honor. With the kick off of the Patriots' 50th anniversary season, to be associated with the great names in Patriots history, the great fans of the Patriots, and to have an honored spot in The Hall at Patriot Place is something that I know my father would be immensely proud of. The Hall pays tribute to the great Patriots, both past and present. The fans, who Dad regarded as the cornerstone of the franchise, are also honored. For my father to be remembered by this great franchise and these great fans in this great Hall of Patriot history is an honor that we will cherish forever."



2009 New England Patriots Roster

AS OF SEPTEMBER 7, 2009

ALPHABETICAL ROSTER

| # | NAME | POS | HT | WT | BORN | YR | COLLEGE | H.S. HOMETOWN |
|----|------------------------|-----|------|-----|------------|----|------------------------|--------------------------|
| 88 | Aiken, Sam | WR | 6-2 | 215 | 12/14/1980 | 7 | North Carolina | Kenansville, N.C. |
| 52 | Alexander, Eric | LB | 6-2 | 240 | 2/8/1982 | 5 | Louisiana State | Port Arthur, Texas |
| 86 | Baker, Chris | TE | 6-3 | 258 | 11/18/1979 | 8 | Michigan State | St. Albans, N.Y. |
| 95 | Banta-Cain, Tully | LB | 6-2 | 250 | 8/28/1980 | 7 | California | Sunnyvale, Calif. |
| 23 | Bodden, Leigh | CB | 6-1 | 193 | 9/24/1981 | 7 | Duquesne | Hyattsville, Md. |
| 92 | Brace, Ron | DL | 6-3 | 330 | 12/18/1986 | R | Boston College | Worcester, Mass. |
| 12 | Brady, Tom | QB | 6-4 | 225 | 8/3/1977 | 10 | Michigan | San Mateo, Calif. |
| 55 | Burgess, Derrick | LB | 6-2 | 260 | 8/12/1978 | 9 | Mississippi | Greenbelt, Md. |
| 28 | Butler, Darius | CB | 5-10 | 185 | 3/18/1986 | R | Connecticut | Ft. Lauderdale, Fla. |
| 25 | Chung, Pat | S | 5-11 | 212 | 8/19/1987 | R | Oregon | Rancho Cucamonga, Calif. |
| 63 | Connolly, Dan | OL | 6-4 | 313 | 9/2/1982 | 4 | Southeast Missouri St. | St. Louis, Mo. |
| 11 | Edelman, Julian | WR | 6-0 | 198 | 5/22/1986 | R | Kent State | Redwood City, Calif. |
| 33 | Faulk, Kevin | RB | 5-8 | 202 | 6/5/1976 | 11 | Louisiana State | Carencro, La. |
| 13 | Galloway, Joey | WR | 5-11 | 197 | 11/20/1971 | 15 | Ohio State | Bellaire, Ohio |
| 3 | Gostkowski, Stephen | K | 6-1 | 215 | 1/28/1984 | 4 | Memphis | Madison, Miss. |
| 97 | Green, Jarvis | DL | 6-3 | 285 | 1/12/1979 | 8 | Louisiana State | Donaldsonville, La. |
| 42 | Green-Ellis, BenJarvus | RB | 5-11 | 215 | 7/2/1985 | 2 | Mississippi | New Orleans, La. |
| 59 | Guyton, Gary | LB | 6-3 | 245 | 11/14/1985 | 2 | Georgia Tech | Hinesville, Ga. |
| 6 | Hanson, Chris | P | 6-2 | 202 | 10/25/1976 | 11 | Marshall | Sharpsburg, Ga. |
| 8 | Hoyer, Brian | QB | 6-2 | 215 | 10/13/1985 | R | Michigan State | North Olmstead, Ohio |
| 47 | Ingram, Jake | LS | 6-3 | 235 | 10/23/1985 | R | Hawaii | Milliani, Hawaii |
| 77 | Kaczur, Nick | T | 6-4 | 315 | 7/28/1979 | 5 | Toledo | Brantford, Ontario |
| 67 | Koppen, Dan | C | 6-2 | 296 | 9/12/1979 | 7 | Boston College | Whitehall, Pa. |
| 72 | Light, Matt | T | 6-4 | 305 | 6/23/1978 | 9 | Purdue | Greenville, Ohio |
| | Lockett, Bret | DB | 6-1 | 211 | 10/7/1986 | R | UCLA | Diamond Bar, Calif. |
| 70 | Mankins, Logan | G | 6-4 | 310 | 3/10/1982 | 5 | Fresno State | Catheys Valley, Calif. |
| 39 | Maroney, Laurence | RB | 5-11 | 220 | 2/5/1985 | 4 | Minnesota | St. Louis, Mo. |
| 80 | Matthews, Michael | TE | 6-4 | 270 | 10/9/1983 | 3 | Georgia Tech | Sycamore, Ohio |
| 51 | Mayo, Jerod | LB | 6-1 | 245 | 2/23/1986 | 2 | Tennessee | Hampton, Va. |
| 30 | McGowan, Brandon | S | 5-11 | 210 | 9/26/1983 | 5 | Maine | Jersey City, N.J. |
| 31 | Meriweather, Brandon | S | 5-11 | 200 | 1/14/1984 | 3 | Miami (Fla.) | Apopka, Fla. |
| 34 | Morris, Sammy | RB | 6-0 | 220 | 3/23/1977 | 10 | Texas Tech | San Antonio, Texas |
| 81 | Moss, Randy | WR | 6-4 | 210 | 2/13/1977 | 12 | Marshall | Rand, W. Va. |
| 61 | Neal, Stephen | G | 6-4 | 305 | 10/9/1976 | 8 | Cal State-Bakersfield | San Diego, Calif. |
| 50 | Ninkovich, Rob | LB | 6-2 | 255 | 2/1/1984 | 4 | Purdue | Blue Island, Ill. |
| 60 | Ohrnberger, Rich | OL | 6-2 | 300 | 2/14/1986 | R | Penn State | East Meadow, N.Y. |
| 91 | Pryor, Myron | DL | 6-1 | 310 | 6/13/1986 | R | Kentucky | Louisville, Ky. |
| 36 | Sanders, James | S | 5-10 | 210 | 11/11/1983 | 5 | Fresno State | Porterville, Calif. |
| 71 | Simmons, Kendall | G | 6-3 | 315 | 3/11/1979 | 8 | Auburn | Ripley, Miss. |
| 18 | Slater, Matthew | WR | 6-0 | 200 | 9/9/1985 | 2 | UCLA | Anaheim, Calif. |
| 29 | Springs, Shawn | CB | 6-0 | 204 | 3/11/1975 | 13 | Ohio State | Silver Spring, Md. |
| 21 | Taylor, Fred | RB | 6-1 | 228 | 1/27/1976 | 12 | Florida | Belle Glade, Fla. |
| 96 | Thomas, Adalius | LB | 6-2 | 270 | 8/18/1977 | 10 | Southern Mississippi | Equality, Ala. |
| 76 | Vollmer, Sebastian | OL | 6-8 | 315 | 7/10/1984 | R | Houston | Kaarst, Germany |
| 94 | Warren, Ty | DL | 6-5 | 300 | 2/6/1981 | 7 | Texas A&M | Bryan, Texas |
| 84 | Watson, Benjamin | TE | 6-3 | 255 | 12/18/1980 | 6 | Georgia | Rock Hill, S.C. |
| 83 | Welker, Wes | WR | 5-9 | 185 | 5/1/1981 | 6 | Texas Tech | Oklahoma City, Okla. |
| 69 | Wendell, Ryan | G | 6-2 | 285 | 3/4/1986 | 1 | Fresno State | Diamond Bar, Calif. |
| 22 | Wheatley, Terrence | CB | 5-9 | 185 | 5/5/1985 | 2 | Colorado | Plano, Texas |
| 75 | Wilfork, Vince | NT | 6-2 | 325 | 11/4/1981 | 6 | Miami (Fla.) | Boynton Beach, Fla. |
| 24 | Wilhite, Jonathan | CB | 5-11 | 185 | 2/23/1984 | 2 | Auburn | Monroe, La. |
| 58 | Woods, Pierre | LB | 6-5 | 255 | 1/6/1982 | 4 | Michigan | Cleveland, Ohio |
| 99 | Wright, Mike | DL | 6-4 | 295 | 3/1/1982 | 5 | Cincinnati | Cincinnati, Ohio |

NUMERICAL ROSTER

| # | NAME | POS |
|----|-----------------------|-----|
| 3 | Stephen Gostkowski | K |
| 6 | Chris Hanson | P |
| 8 | Brian Hoyer | QB |
| 11 | Julian Edelman | WR |
| 12 | Tom Brady | QB |
| 13 | Joey Galloway | WR |
| 18 | Matthew Slater | WR |
| 21 | Fred Taylor | RB |
| 22 | Terrence Wheatley | CB |
| 23 | Leigh Bodden | CB |
| 24 | Jonathan Wilhite | CB |
| 25 | Pat Chung | S |
| 28 | Darius Butler | CB |
| 29 | Shawn Springs | CB |
| 30 | Brandon McGowan | S |
| 31 | Brandon Meriweather | S |
| 33 | Kevin Faulk | RB |
| 34 | Sammy Morris | RB |
| 36 | James Sanders | S |
| 39 | Laurence Maroney | RB |
| 42 | BenJarvus Green-Ellis | RB |
| 47 | Jake Ingram | LS |
| 50 | Rob Ninkovich | LB |
| 51 | Jerod Mayo | LB |
| 52 | Eric Alexander | LB |
| 55 | Derrick Burgess | LB |
| 58 | Pierre Woods | LB |
| 59 | Gary Guyton | LB |
| 60 | Rich Ohrnberger | OL |
| 61 | Stephen Neal | G |
| 63 | Dan Connolly | OL |
| 67 | Dan Koppen | C |
| 69 | Ryan Wendell | G |
| 70 | Logan Mankins | G |
| 71 | Simmons, Kendall | G |
| 72 | Matt Light | T |
| 75 | Vince Wilfork | NT |
| 76 | Sebastian Vollmer | OL |
| 77 | Nick Kaczur | T |
| 80 | Michael Matthews | TE |
| 81 | Randy Moss | WR |
| 83 | Wes Welker | WR |
| 84 | Benjamin Watson | TE |
| 86 | Chris Baker | TE |
| 88 | Sam Aiken | WR |
| 91 | Myron Pryor | DL |
| 92 | Ron Brace | DL |
| 94 | Ty Warren | DL |
| 95 | Tully Banta-Cain | LB |
| 96 | Adalius Thomas | LB |
| 97 | Jarvis Green | DL |
| 99 | Mike Wright | DL |
| | Bret Lockett | DB |

PRACTICE SQUAD

| # | NAME | POS | HT | WT | BORN | YR | COLLEGE | H.S. HOMETOWN |
|----|----------------------|-----|-----|-----|------------|----|-----------------|--------------------|
| 62 | Adams, Titus | DL | 6-4 | 305 | 1/28/1983 | 1 | Nebraska | Omaha, Neb. |
| 68 | Brown, Patrick | OL | 6-5 | 312 | 12/25/1986 | R | Central Florida | St. Charles, Ill. |
| 65 | Grady, Adrian | DL | 6-1 | 290 | 11/21/1985 | R | Louisville | Nicholls, Ga. |
| 10 | Nunn, Terrence | WR | 6-0 | 195 | 7/25/1986 | R | Nebraska | Houston, Texas |
| 90 | Richard, Darryl | DL | 6-4 | 295 | 6/17/1986 | R | Georgia Tech | Destrehan, La. |
| 9 | Stanback, Isaiah | QB | 6-2 | 208 | 8/16/1984 | 3 | Washington | Seattel, Wash. |
| 27 | Willingham, DeAngelo | CB | 6-0 | 200 | 1/15/1987 | R | Tennessee | St. Matthews, S.C. |

RESERVE/INJURED LIST

| # | NAME | POS |
|----|-------------------|-----|
| 62 | Titus Adams | DL |
| 68 | Patrick Brown | OL |
| 65 | Adrian Grady | DL |
| 10 | Terrence Nunn | WR |
| 90 | Darryl Richard | DL |
| 9 | Isaiah Stanback | WR |
| 27 | DeAngelo Williams | CB |

RESERVE/INJURED LIST

| # | NAME | POS | HT | WT | BORN | YR | COLLEGE | H.S. HOMETOWN |
|----|------------------|-----|-----|-----|------------|----|---------------|-----------------|
| 66 | Bussey, George | OL | 6-3 | 305 | 10/24/1984 | R | Louisville | Louisville, Ky. |
| 98 | Crable, Shawn | LB | 6-5 | 243 | 12/26/1984 | 2 | Michigan | Massillon, Ohio |
| 53 | McKenzie, Tyrone | LB | 6-2 | 240 | 12/11/1985 | R | South Florida | Riverview, Fla. |
| 35 | Taylor, Chris | RB | 6-0 | 224 | 11/7/1983 | 4 | Indiana | Memphis, Tenn. |

RESERVE/INJURED LIST

| # | NAME | POS |
|----|------------------|-----|
| 66 | Bussey, George | OL |
| 98 | Crable, Shawn | LB |
| 53 | McKenzie, Tyrone | LB |
| 35 | Taylor, Chris | RB |

RESERVE/P.U.P. LIST

| # | NAME | POS | HT | WT | BORN | YR | COLLEGE | H.S. HOMETOWN |
|----|--------------|-----|-----|-----|-----------|----|------------|---------------------|
| 64 | LeVoir, Mark | T | 6-7 | 310 | 7/29/1982 | 3 | Notre Dame | Eden Prairie, Minn. |

RESERVE/P.U.P LIST

| # | NAME | POS |
|----|-------------|-----|
| 64 | Mark LeVoir | T |

RESERVE/N.F.I. LIST

| # | NAME | POS | HT | WT | BORN | YR | COLLEGE | H.S. HOMETOWN |
|----|---------------|-----|-----|-----|-----------|----|----------------|------------------|
| 19 | Tate, Brandon | WR | 6-1 | 195 | 10/5/1987 | R | North Carolina | Burlington, N.C. |

RESERVE/N.F.I. LIST

| # | NAME | POS |
|----|--------------|-----|
| 19 | Brandon Tate | WR |

RESERVE/MILITARY LIST

| # | NAME | POS | HT | WT | BORN | YR | COLLEGE | H.S. HOMETOWN |
|----|---------------|-----|------|-----|-----------|----|---------|----------------|
| 15 | Barnes, Tyree | WR | 6-0 | 196 | 4/15/1986 | R | Navy | Hampton, Va. |
| 44 | Kettani, Eric | RB | 5-11 | 235 | 3/26/1987 | R | Navy | Kirtland, Ohio |
| 15 | White, Shun | WR | 5-8 | 195 | 12/9/1985 | R | Navy | Memphis, Tenn. |

RESERVE/MILITARY LIST

| # | NAME | POS |
|----|--------------|-----|
| 15 | Tyree Barnes | WR |
| 44 | Eric Kettani | RB |
| 15 | Shun White | WR |

HEAD COACH: BILL BELICHICK

ASSISTANTS: Josh Boyer, Defensive Backs; Ivan Fears, Running Backs; Pepper Johnson, Defensive Line; Harold Nash, Assistant Strength and Conditioning;

Bill O'Brien, Quarterbacks; Scott O'Brien, Special Teams; Chad O'Shea, Receivers; Matt Patricia, Linebackers; Dean Pees, Defensive Coordinator;

Dante Scarnecchia, Assistant Head Coach/Offensive Line; Shane Waldron, Tight Ends; Mike Woicik, Strength and Conditioning

b-Blue Practice Jersey w-White Practice Jersey



2009 NUMERICAL ROSTER

September 7, 2009

| # | NAME | POS | HT | WT | AGE | YR | COLLEGE | HOW ACQ. |
|----|-----------------------|-----|------|-----|-----|----|------------------------|--------------|
| 3 | Stephen Gostkowski | K | 6-1 | 215 | 25 | 4 | Memphis | D4b-06 |
| 6 | Chris Hanson | P | 6-2 | 202 | 32 | 11 | Marshall | FA(NO)-07 |
| 8 | Brian Hoyer | QB | 6-2 | 215 | 23 | R | Michigan State | FA-09 |
| 11 | Julian Edelman | WR | 6-0 | 198 | 23 | R | Kent State | D7a-09 |
| 12 | Tom Brady | QB | 6-4 | 225 | 32 | 10 | Michigan | D6b-00 |
| 13 | Joey Galloway | WR | 5-11 | 197 | 37 | 15 | Ohio State | FA(TB)-09 |
| 18 | Matthew Slater | WR | 6-0 | 200 | 23 | 2 | UCLA | D5-08 |
| 21 | Fred Taylor | RB | 6-1 | 228 | 33 | 12 | Florida | FA(JAX)-09 |
| 22 | Terrence Wheatley | CB | 5-9 | 185 | 24 | 2 | Colorado | D2-08 |
| 23 | Leigh Bodden | CB | 6-1 | 193 | 27 | 7 | Duquesne | FA(DET)-09 |
| 24 | Jonathan Wilhite | CB | 5-11 | 185 | 25 | 2 | Auburn | D4-08 |
| 25 | Pat Chung | S | 5-11 | 212 | 22 | R | Oregon | D2a-09 |
| 28 | Darius Butler | CB | 5-10 | 185 | 23 | R | Connecticut | D2c-09 |
| 29 | Shawn Springs | CB | 6-0 | 204 | 34 | 13 | Ohio State | FA(WAS)-09 |
| 30 | Brandon McGowan | S | 5-11 | 210 | 25 | 5 | Maine | UFA(CHI)-09 |
| 31 | Brandon Meriweather | S | 5-11 | 200 | 25 | 3 | Miami (Fla.) | D1-07 |
| 33 | Kevin Faulk | RB | 5-8 | 202 | 33 | 11 | Louisiana State | D2-99 |
| 34 | Sammy Morris | RB | 6-0 | 220 | 32 | 10 | Texas Tech | UFA (MIA)-07 |
| 36 | James Sanders | S | 5-10 | 210 | 25 | 5 | Fresno State | D4-05 |
| 39 | Laurence Maroney | RB | 5-11 | 220 | 24 | 4 | Minnesota | D1-06 |
| 42 | BenJarvus Green-Ellis | RB | 5-11 | 215 | 24 | 2 | Mississippi | FA-08 |
| 47 | Jake Ingram | LS | 6-3 | 235 | 23 | R | Hawaii | D6a-09 |
| 50 | Rob Ninkovich | LB | 6-2 | 255 | 25 | 4 | Purdue | FA-09 |
| 51 | Jerod Mayo | LB | 6-1 | 245 | 23 | 2 | Tennessee | D1-08 |
| 52 | Eric Alexander | LB | 6-2 | 240 | 27 | 5 | Louisiana State | FA-04 |
| 55 | Derrick Burgess | LB | 6-2 | 260 | 30 | 9 | Mississippi | TR(OAK)-09 |
| 58 | Pierre Woods | LB | 6-5 | 255 | 27 | 4 | Michigan | FA-06 |
| 59 | Gary Guyton | LB | 6-3 | 245 | 23 | 2 | Georgia Tech | FA-08 |
| 60 | Rich Ohrnberger | OL | 6-2 | 300 | 23 | R | Penn State | D4-09 |
| 61 | Stephen Neal | G | 6-4 | 305 | 32 | 8 | Cal State-Bakersfield | FA-01 |
| 63 | Dan Connolly | OL | 6-4 | 313 | 27 | 4 | Southeast Missouri St. | FA(JAX)-08 |
| 67 | Dan Koppen | C | 6-2 | 296 | 29 | 7 | Boston College | D5-03 |
| 69 | Ryan Wendell | G | 6-2 | 285 | 23 | 1 | Fresno State | FA-08 |
| 70 | Logan Mankins | G | 6-4 | 310 | 27 | 5 | Fresno State | D1-05 |
| 71 | Kendall Simmons | G | 6-3 | 315 | 30 | 8 | Auburn | FA-09 |
| 72 | Matt Light | T | 6-4 | 305 | 31 | 9 | Purdue | D2-01 |
| 75 | Vince Wilfork | NT | 6-2 | 325 | 27 | 6 | Miami (Fla.) | D1a-04 |
| 76 | Sebastian Vollmer | OL | 6-8 | 315 | 25 | R | Houston | D2d-09 |
| 77 | Nick Kaczur | T | 6-4 | 315 | 30 | 5 | Toledo | D3b-05 |
| 80 | Michael Matthews | TE | 6-4 | 270 | 25 | 3 | Georgia Tech | TR (NYG)-09 |
| 81 | Randy Moss | WR | 6-4 | 210 | 32 | 12 | Marshall | TR (OAK)-07 |
| 83 | Wes Welker | WR | 5-9 | 185 | 28 | 6 | Texas Tech | TR (MIA)-07 |
| 84 | Benjamin Watson | TE | 6-3 | 255 | 28 | 6 | Georgia | D1b-04 |
| 86 | Chris Baker | TE | 6-3 | 258 | 29 | 8 | Michigan State | FA(NYJ)-09 |
| 88 | Sam Aiken | WR | 6-2 | 215 | 28 | 7 | North Carolina | UFA (BUF)-08 |
| 91 | Myron Pryor | DL | 6-1 | 310 | 23 | R | Kentucky | D6b-09 |
| 92 | Ron Brace | DL | 6-3 | 330 | 22 | R | Boston College | D2b-09 |
| 94 | Ty Warren | DL | 6-5 | 300 | 28 | 7 | Texas A&M | D1-03 |
| 95 | Tully Banta-Cain | LB | 6-2 | 250 | 29 | 7 | California | FA(SF)-09 |
| 96 | Adalius Thomas | LB | 6-2 | 270 | 32 | 10 | Southern Mississippi | UFA(BAL)-07 |
| 97 | Jarvis Green | DL | 6-3 | 285 | 30 | 8 | Louisiana State | D4b-02 |
| 99 | Mike Wright | DL | 6-4 | 295 | 27 | 5 | Cincinnati | FA-05 |
| | Bret Lockett | DB | 6-1 | 211 | 22 | R | UCLA | CW (CLE)-09 |

PRACTICE SQUAD

| # | NAME | POS | HT | WT | AGE | YR | COLLEGE | HOW ACQ. |
|----|---------------------|-----|-----|-----|-----|----|-----------------|----------|
| 62 | Titus Adams | DL | 6-4 | 305 | 26 | 1 | Nebraska | FA-08 |
| 68 | Patrick Brown | OL | 6-5 | 312 | 22 | R | Central Florida | FA-09 |
| 65 | Adrian Grady | DT | 6-1 | 290 | 23 | R | Louisville | FA-09 |
| 10 | Terrence Nunn | WR | 6-0 | 195 | 23 | R | Nebraska | FA-09 |
| 90 | Darryl Richard | DL | 6-4 | 295 | 23 | R | Georgia Tech | D7b-09 |
| 9 | Isaiah Stanback | QB | 6-2 | 208 | 25 | 3 | Washington | D4-07 |
| 27 | DeAngelo Willingham | CB | 6-0 | 200 | 22 | R | Tennessee | FA-09 |

RESERVE/INJURED LIST

| # | NAME | POS | HT | WT | AGE | YR | COLLEGE | INJURY (IR date) |
|----|-----------------|-----|-----|-----|-----|----|---------------|-------------------|
| 66 | George Bussey | OL | 6-3 | 305 | 23 | R | Louisville | knee (9/5/09) |
| 98 | Shawn Crable | LB | 6-5 | 243 | 24 | 2 | Michigan | groin (9/5/09) |
| 53 | Tyrone McKenzie | LB | 6-2 | 240 | 23 | R | South Florida | knee (8/31/09) |
| 35 | Chris Taylor | RB | 5-8 | 224 | 25 | 4 | Indiana | shoulder (9/5/09) |

RESERVE/P.U.P LIST

| # | NAME | POS | HT | WT | AGE | YR | COLLEGE | DATE |
|----|-------------|-----|-----|-----|-----|----|------------|------------|
| 64 | Mark LeVoir | T | 6-7 | 310 | 27 | 3 | Notre Dame | August, 31 |

RESERVE/N.F.I. List

| # | NAME | POS | HT | WT | AGE | YR | COLLEGE | DATE |
|----|--------------|-----|-----|-----|-----|----|----------------|------------|
| 19 | Brandon Tate | WR | 6-1 | 195 | 21 | R | North Carolina | August, 31 |

RESERVE/MILITARY LIST

| # | NAME | POS | HT | WT | AGE | YR | COLLEGE | DATE |
|----|--------------|-----|------|-----|-----|----|---------|------------|
| 15 | Tyree Barnes | WR | 6-0 | 196 | 23 | R | Navy | July, 23 |
| 44 | Eric Kettani | RB | 5-11 | 235 | 22 | R | Navy | July, 23 |
| 15 | Shun White | WR | 5-8 | 195 | 23 | R | Navy | August, 17 |

b-Blue Practice Jersey w-White Practice Jersey



2009 POSITIONAL ROSTER

September 7, 2009

| DEFENSE (24) | | | | | | | | |
|----------------------|------------------------|-----|------|-----|------------|----|------------------------|--------------------------|
| # | NAME | POS | HT | WT | BORN | YR | COLLEGE | H.S. HOMETOWN |
| DEFENSIVE LINE (6) | | | | | | | | |
| 92 | Brace, Ron | DL | 6-3 | 330 | 12/18/1986 | R | Boston College | Worcester, Mass. |
| 97 | Green, Jarvis | DL | 6-3 | 285 | 1/12/1979 | 8 | Louisiana State | Donaldsonville, La. |
| 91 | Pryor, Myron | DL | 6-1 | 310 | 6/13/1986 | R | Kentucky | Louisville, Ky. |
| 94 | Warren, Ty | DL | 6-5 | 300 | 2/6/1981 | 7 | Texas A&M | Bryan, Texas |
| 75 | Wilfork, Vince | NT | 6-2 | 325 | 11/4/1981 | 6 | Miami (Fla.) | Boynton Beach, Fla. |
| 99 | Wright, Mike | DL | 6-4 | 295 | 3/1/1982 | 5 | Cincinnati | Cincinnati, Ohio |
| LINEBACKER (8) | | | | | | | | |
| 52 | Alexander, Eric | LB | 6-2 | 240 | 2/8/1982 | 5 | Louisiana State | Port Arthur, Texas |
| 95 | Banta-Cain, Tully | LB | 6-2 | 250 | 8/28/1980 | 7 | California | Sunnyvale, Calif. |
| 55 | Burgess, Derrick | LB | 6-2 | 260 | 8/12/1978 | 9 | Mississippi | Greenbelt, Md. |
| 59 | Guyton, Gary | LB | 6-3 | 245 | 11/14/1985 | 2 | Georgia Tech | Hinesville, Ga. |
| 51 | Mayo, Jerod | LB | 6-1 | 245 | 2/23/1986 | 2 | Tennessee | Hampton, Va. |
| 50 | Ninkovich, Rob | LB | 6-2 | 255 | 2/1/1984 | 4 | Purdue | Blue Island, Ill. |
| 96 | Thomas, Adalius | LB | 6-2 | 270 | 8/18/1977 | 10 | Southern Mississippi | Equality, Ala. |
| 58 | Woods, Pierre | LB | 6-5 | 255 | 1/6/1982 | 4 | Michigan | Cleveland, Ohio |
| DEFENSIVE BACK (10) | | | | | | | | |
| 23 | Bodden, Leigh | CB | 6-1 | 193 | 9/24/1981 | 7 | Duquesne | Hyattsville, Md. |
| 28 | Butler, Darius | CB | 5-10 | 185 | 3/18/1986 | R | Connecticut | Ft. Lauderdale, Fla. |
| 25 | Chung, Pat | S | 5-11 | 212 | 8/19/1987 | R | Oregon | Rancho Cucamonga, Calif. |
| | Lockett, Bret | DB | 6-1 | 211 | 10/7/1986 | R | UCLA | Diamond Bar, Calif. |
| 30 | McGowan, Brandon | S | 5-11 | 210 | 9/26/1983 | 5 | Maine | Jersey City, N.J. |
| 31 | Meriweather, Brandon | S | 5-11 | 200 | 1/14/1984 | 3 | Miami (Fla.) | Apopka, Fla. |
| 36 | Sanders, James | S | 5-10 | 210 | 11/11/1983 | 5 | Fresno State | Porterville, Calif. |
| 29 | Springs, Shawn | CB | 6-0 | 204 | 3/11/1975 | 13 | Ohio State | Silver Spring, Md. |
| 22 | Wheatley, Terrence | CB | 5-9 | 185 | 5/5/1985 | 2 | Colorado | Plano, Texas |
| 24 | Wilhite, Jonathan | CB | 5-11 | 185 | 2/23/1984 | 2 | Auburn | Monroe, La. |
| OFFENSE (26) | | | | | | | | |
| # | NAME | POS | HT | WT | BORN | YR | COLLEGE | H.S. HOMETOWN |
| OFFENSIVE LINE (10) | | | | | | | | |
| 63 | Connolly, Dan | OL | 6-4 | 313 | 9/2/1982 | 4 | Southeast Missouri St. | St. Louis, Mo. |
| 77 | Kaczur, Nick | T | 6-4 | 315 | 7/28/1979 | 5 | Toledo | Brantford, Ontario |
| 67 | Koppen, Dan | C | 6-2 | 296 | 9/12/1979 | 7 | Boston College | Whitehall, Pa. |
| 72 | Light, Matt | T | 6-4 | 305 | 6/23/1978 | 9 | Purdue | Greenville, Ohio |
| 70 | Mankins, Logan | G | 6-4 | 310 | 3/10/1982 | 5 | Fresno State | Catheys Valley, Calif. |
| 61 | Neal, Stephen | G | 6-4 | 305 | 10/9/1976 | 8 | Cal State-Bakersfield | San Diego, Calif. |
| 60 | Ohrnberger, Rich | OL | 6-2 | 300 | 2/14/1986 | R | Penn State | East Meadow, N.Y. |
| 71 | Simmons, Kendall | G | 6-3 | 315 | 3/11/1979 | 8 | Auburn | Ripley, Miss. |
| 76 | Vollmer, Sebastian | OL | 6-8 | 315 | 7/10/1984 | R | Houston | Kaarst, Germany |
| 69 | Wendell, Ryan | G | 6-2 | 285 | 3/4/1986 | 1 | Fresno State | Diamond Bar, Calif. |
| QUARTERBACK (2) | | | | | | | | |
| 12 | Brady, Tom | QB | 6-4 | 225 | 8/3/1977 | 10 | Michigan | San Mateo, Calif. |
| 8 | Hoyer, Brian | QB | 6-2 | 215 | 10/13/1985 | R | Michigan State | North Olmstead, Ohio |
| WIDE RECEIVER (6) | | | | | | | | |
| 88 | Aiken, Sam | WR | 6-2 | 215 | 12/14/1980 | 7 | North Carolina | Kenansville, N.C. |
| 11 | Edelman, Julian | WR | 6-0 | 198 | 5/22/1986 | R | Kent State | Redwood City, Calif. |
| 13 | Galloway, Joey | WR | 5-11 | 197 | 11/20/1971 | 15 | Ohio State | Bellaire, Ohio |
| 81 | Moss, Randy | WR | 6-4 | 210 | 2/13/1977 | 12 | Marshall | Rand, W. Va. |
| 18 | Slater, Matthew | WR | 6-0 | 200 | 9/9/1985 | 2 | UCLA | Anaheim, Calif. |
| 83 | Welker, Wes | WR | 5-9 | 185 | 5/1/1981 | 6 | Texas Tech | Oklahoma City, Okla. |
| RUNNING BACK (5) | | | | | | | | |
| 33 | Faulk, Kevin | RB | 5-8 | 202 | 6/5/1976 | 11 | Louisiana State | Carencro, La. |
| 42 | Green-Ellis, BenJarvus | RB | 5-11 | 215 | 7/2/1985 | 2 | Mississippi | New Orleans, La. |
| 39 | Maroney, Laurence | RB | 5-11 | 220 | 2/5/1985 | 4 | Minnesota | St. Louis, Mo. |
| 34 | Morris, Sammy | RB | 6-0 | 220 | 3/23/1977 | 10 | Texas Tech | San Antonio, Texas |
| 21 | Taylor, Fred | RB | 6-1 | 228 | 1/27/1976 | 12 | Florida | Belle Glade, Fla. |
| TIGHT END (3) | | | | | | | | |
| 86 | Baker, Chris | TE | 6-3 | 258 | 11/18/1979 | 8 | Michigan State | St. Albans, N.Y. |
| 80 | Matthews, Michael | TE | 6-4 | 270 | 10/9/1983 | 3 | Georgia Tech | Sycamore, Ohio |
| 84 | Watson, Benjamin | TE | 6-3 | 255 | 12/18/1980 | 6 | Georgia | Rock Hill, S.C. |
| SPECIALISTS (3) | | | | | | | | |
| # | NAME | POS | HT | WT | BORN | YR | COLLEGE | H.S. HOMETOWN |
| SPECIALISTS (3) | | | | | | | | |
| 3 | Gostkowski, Stephen | K | 6-1 | 215 | 1/28/1984 | 4 | Memphis | Madison, Miss. |
| 6 | Hanson, Chris | P | 6-2 | 202 | 10/25/1976 | 11 | Marshall | Sharpsburg, Ga. |
| 47 | Ingram, Jake | LS | 6-3 | 235 | 10/23/1985 | R | Hawaii | Mililani, Hawaii |
| RESERVE/INJURY (1) | | | | | | | | |
| # | NAME | POS | HT | WT | BORN | YR | COLLEGE | H.S. HOMETOWN |
| RESERVE/INJURY (1) | | | | | | | | |
| 66 | Bussey, George | OL | 6-3 | 305 | 10/24/1984 | R | Louisville | Louisville, Ky. |
| 98 | Crable, Shawn | LB | 6-5 | 243 | 12/26/1984 | 2 | Michigan | Massillon, Ohio |
| 53 | McKenzie, Tyrone | LB | 6-2 | 240 | 12/11/1985 | R | South Florida | Riverview, Fla. |
| 35 | Taylor, Chris | RB | 6-0 | 224 | 11/7/1983 | 4 | Indiana | Memphis, Tenn. |
| RESERVE/P.U.P (1) | | | | | | | | |
| # | NAME | POS | HT | WT | BORN | YR | COLLEGE | H.S. HOMETOWN |
| RESERVE/P.U.P (1) | | | | | | | | |
| 64 | LeVoir, Mark | T | 6-7 | 310 | 7/29/1982 | 3 | Notre Dame | Eden Prairie, Minn. |
| RESERVE/N.F.I. (1) | | | | | | | | |
| # | NAME | POS | HT | WT | BORN | YR | COLLEGE | H.S. HOMETOWN |
| RESERVE/N.F.I (1) | | | | | | | | |
| 19 | Tate, Brandon | WR | 6-1 | 195 | 10/5/1987 | R | North Carolina | Burlington, N.C. |
| RESERVE/MILITARY (3) | | | | | | | | |
| # | NAME | POS | HT | WT | BORN | YR | COLLEGE | H.S. HOMETOWN |
| RESERVE/MILITARY (2) | | | | | | | | |
| 15 | Barnes, Tyree | WR | 6-0 | 196 | 4/15/1986 | R | Navy | Hampton, Va. |
| 44 | Kettani, Eric | RB | 5-11 | 235 | 3/26/1987 | R | Navy | Kirtland, Ohio |
| 15 | White, Shun | WR | 5-8 | 195 | 12/9/1985 | R | Navy | Memphis, Tenn. |

b-Blue Practice Jersey w-White Practice Jersey



HOW THE PATRIOTS WERE BUILT

UPDATED: September 7, 2009

| <u>YEAR</u> | <u>DRAFTEES (26)</u> | <u>VETERAN FREE AGENTS (14)</u> | <u>WAIVERS (1) / TRADES (4)</u> | <u>ROOKIE AND FIRST-YEAR FREE AGENTS (8)</u> |
|---|--|--|--|---|
| 1999 | Kevin Faulk (2) | | | |
| 2000 | Tom Brady (6b) | | | |
| 2001 | Matt Light (2) | | | Stephen Neal (fa) |
| 2002 | Jarvis Green (4b) | | | |
| 2003 | Ty Warren (1) Dan Koppen (5) | | | |
| 2004 | Vince Wilfork (1a) Benjamin Watson (1b) | | | Eric Alexander (fa) |
| 2005 | Logan Mankins (1) Nick Kaczur (3b) James Sanders (4) | | | Mike Wright (fa) |
| 2006 | Laurence Maroney (1) Stephen Gostkowski (4b) | | | Pierre Woods (fa) |
| 2007 | Brandon Meriweather (1) | Chris Hanson (fa)(NO) Sammy Morris (5)(MIA) Adalius Thomas (6)(BAL) | Randy Moss (1)(tr-OAK) Wes Welker (fa)(tr-MIA) | |
| 2008 | Jerod Mayo (1) Terrence Wheatley (2) Jonathan Wilhite (4) Matthew Slater (5) | Sam Aiken (4)(BUF) Dan Connolly (fa)(JAX) | | BenJarvus Green-Ellis (fa) Gary Guyton (fa) Ryan Wendell (fa) |
| 2009 | Pat Chung (2a) Ron Brace (2b) Darius Butler (2c) Sebastian Vollmer (2d) Rich Ohrnberger (4) Jake Ingram (6a) Myron Pryor (6b) Julian Edelman (7a) | Chris Baker (3)(NYJ) Tully Banta-Cain (7)(SF) Leigh Bodden (fa)(DET) Joey Galloway (1)(TB) Brandon McGowan (fa)(CHI) Rob Ninkovich (fa) Kendall Simmons (fa (PITT) Shawn Springs (1)(WAS) Fred Taylor (1)(JAX) | Derrick Burgess (3) (tr-OAK) Bret Lockett (fa) (CW-CLE) Michael Matthews (fa) (tr-NYG) RESERVE/INJURED (4) George Bussey Shawn Crable Tyrone McKenzie Chris Taylor RESERVE/P.U.P (1) Mark LeVoir RESERVE/N.F.I. (1) Brandon Tate RESERVE/MILITARY (3) Tyree Barnes (fa) Eric Kettani (fa) Shun White (fa) | Brian Hoyer (fa) |
| <p>NOTE: Team in parenthesis is the player's prior team (#) – indicates round drafted (fa) – indicates non-drafted free agents</p> | | | | |



2009 TRANSACTIONS

UPDATED: September 7, 2009

JANUARY, 2009

1/27/2009 Reese, Floyd
Hired as Senior Football Advisor

FEBRUARY, 2009

2/3/2009 Boyer, Josh
Named Defensive Backs Coach
2/3/2009 O'Brien, Bill
Named Quarterbacks Coach
2/3/2009 O'Brien, Scott
Hired as Special Teams Coach
2/5/2009 Casell, Matt
Designated Franchise Player
2/12/2009 Osenfort, Monte
Named National Scout
2/12/2009 Robinson, Jon
Named Director of College Scouting
2/12/2009 Waldron, Shane
Named Tight Ends Coach
2/17/2009 Washington, Kelley
Released
2/17/2009 Yates, Billy
Released
2/18/2009 Barta-Carr, Tully
Signed as Veteran Free Agent (SF)
2/18/2009 Listorti, Brad
Signed as First-Year Free Agent (NYJ)
2/20/2009 Yates, Billy
Re-Signed
2/25/2009 Licht, Jason
Hired as Director of Pro Personnel
2/25/2009 O'Shea, Chad
Hired as Receivers Coach
2/27/2009 Taylor, Fred
Signed as Veteran Free Agent (JAX)
2/27/2009 Robertson, Darrell
Released
2/28/2009 Casell, Matt
Traded to Kansas City
2/28/2009 Vrabel, Mike
Traded to Kansas City

MARCH, 2009

3/2/2009 Baker, Chris
Signed as Veteran Free Agent (NYJ)
3/2/2009 Hochstein, Russ
Re-Signed
3/5/2009 Alexander, Eric
Re-Signed
3/5/2009 Hanson, Chris
Re-Signed
3/5/2009 Lewis, Greg
Acquired Via Trade (PHI)
3/5/2009 Sanders, James
Re-Signed
3/10/2009 Hodel, Nathan
Signed as Veteran Free Agent (ARZ)
3/11/2009 Boddens, Leigh
Signed as Veteran Free Agent (DET)
3/11/2009 Springs, Shawn
Signed as Veteran Free Agent (WAS)
3/16/2009 Johnson, Al
Signed as Veteran Free Agent (MIA)
3/16/2009 Britt, Wesley
Re-Signed
3/16/2009 Ventrone, Ray
Re-Signed
3/16/2009 Williams, Tank
Re-Signed
3/16/2009 Wright, Mike
Re-Signed
3/19/2009 Galloway, Joey
Signed as Veteran Free Agent (TB)
3/23/2009 Duckett, Damane
Signed as Veteran Free Agent (SF)

APRIL, 2009

4/21/2009 Woods, Pierre
Re-Signed
4/23/2009 Smith, Kenny
Re-Signed
4/25/2009 Chung, Patrick
Drafted
4/25/2009 Brace, Ron
Drafted
4/25/2009 Butler, Darius
Drafted
4/25/2009 Vollmer, Sebastian
Drafted
4/26/2009 Tate, Brandon
Drafted
4/26/2009 McKenzie, Tyrone
Drafted
4/26/2009 Ohmberger, Rich
Drafted
4/26/2009 Bussey, George
Drafted
4/26/2009 Ingram, Jake
Drafted
4/26/2009 Pryor, Myron
Drafted
4/26/2009 Edelman, Julian
Drafted
4/26/2009 Richard, Darryl
Drafted
4/26/2009 Hobbs, Ellis
Traded to Philadelphia
4/29/2009 Ruel, Bo
Released
4/30/2009 Smith, Alex
Acquired Via Trade (TB)
4/30/2009 Appleby, Antonio
Signed as Rookie Free Agent
4/30/2009 Hoyer, Brian
Signed as Rookie Free Agent
4/30/2009 Love, Jamar
Signed as Rookie Free Agent
4/30/2009 McClinton, Marcus
Signed as Rookie Free Agent
4/30/2009 Porter, Jermall
Signed as Rookie Free Agent

MAY, 2009

5/4/2009 Curcu, Vinny
Signed as Veteran Free Agent (MIN)
5/4/2009 Williams, Stephen
Signed as Veteran Free Agent (CAR)
5/4/2009 Cuff, Omar
Signed as First-Year Free Agent (TB)
5/4/2009 Ortiz, Robert
Re-Signed as First-Year Free Agent
5/4/2009 Barnes, Tyree
Signed as Rookie Free Agent
5/4/2009 Kettani, Eric
Signed as Rookie Free Agent
5/4/2009 Perez, Aaron
Signed as Rookie Free Agent
5/4/2009 White, Shun
Signed as Rookie Free Agent
5/5/2009 McGowan, Brandon
Signed as Unrestricted Free Agent (CHI)
5/5/2009 Malone, Tom
Released
5/11/2009 Nunn, Terrence
Signed as Rookie Free Agent
5/26/2009 Duckett, Damane
Released
5/26/2009 Listorti, Brad
Released
5/27/2009 Leron, Paris
Signed as Unrestricted Free Agent (DET)
5/29/2009 Perez, Aaron
Released

JUNE, 2009

6/1/2009 Malone, Tom
Re-signed
6/4/2009 Pass, Patrick
Signed as a Veteran Free Agent (NYG)
6/4/2009 Smith, Kenny
Released
6/4/2009 Craig, Angelo
Released
6/4/2009 Cuff, Omar
Released
6/4/2009 McClinton, Marcus
Released
6/11/2009 Pass, Patrick
Released
6/16/2009 Ohmberger, Rich
Signed/Draft Choice
6/16/2009 Appleby, Antonio
Released

JULY, 2009

7/13/2009 Butler, Darius
Signed/Draft Choice
7/16/2009 Richard, Darryl
Signed/Draft Choice
7/23/2009 Brace, Ron
Signed/Draft Choice
7/23/2009 Vollmer, Sebastian
Signed/Draft Choice
7/23/2009 Tate, Brandon
Signed/Draft Choice
7/23/2009 Bussey, George
Signed/Draft Choice
7/23/2009 Pryor, Myron
Signed/Draft Choice
7/23/2009 Edelman, Julian
Signed/Draft Choice
7/23/2009 Ortiz, Robert
Released
7/23/2009 Barnes, Tyree
Placed on Reserve/Military
7/23/2009 Kettani, Eric
Placed on Reserve/Military
7/27/2009 Chung, Pat
Signed/Draft Choice
7/27/2009 Spann, Antwain
Released
7/28/2009 Jones, Herana-Daze
Signed
7/28/2009 Porter, Jermall
Released
7/29/2009 Ingram, Jake
Signed/Draft Choice
7/29/2009 Love, Jamar
Released

August, 2009

8/1/2009 Malone, Tom
Released
8/2/2009 Love, Jamar
Signed
8/2/2009 Ninkovich, Rob
Signed
8/2/2009 Redd, Vince
Released
8/3/2009 Walter, Andrew
Signed
8/3/2009 Gutierrez, Matt
Released
8/6/2009 Burgess, Derrick
Acquired Via Trade (OAK)
8/6/2009 Johnson, Al
Released
8/17/2009 Taylor, Chris
Signed
8/17/2009 Smith, Le Kevin
Traded to Denver for undisclosed draft pick
8/17/2009 White, Shun
Placed on Reserve/Military
8/18/2009 Rogers, Roderick
Signed
8/19/2009 Richardson, Mike
Released
8/23/2009 DeVree, Tyson
Released
8/25/2009 Hochstein, Russ
Traded to Denver for undisclosed draft pick
8/25/2009 McKenzie, Tyrone
Signed/Draft Choice
8/25/2009 Williams, Tank
Released
8/26/2009 Ortiz, Robert
Signed
8/31/2009 Bruschi, Teddy
Announced his Retirement
8/31/2009 Hodel, Nathan
Released
8/31/2009 O'Connell, Kevin
Released
8/31/2009 LeVoi, Mark
Placed on Reserve/P.U.P.
8/31/2009 McKenzie, Tyrone
Placed on Reserve/Injured (knee)
8/31/2009 Tate, Brandon
Placed on Reserve/N.F.I.

September, 2009

9/4/2009 Curcu, Vinny
Released
9/4/2009 Ortiz, Robert
Released
9/4/2009 Rogers, Roderick
Released
9/4/2009 Walter, Andrew
Released
9/4/2009 Williams, Stephen
Released
9/4/2009 Yates, Billy
Released
9/5/2009 Adams, Titus
Released
9/5/2009 Britt, Wesley
Released
9/5/2009 Bussey, George
Placed on Reserve/Injured (knee)
9/5/2009 Crable, Shawn
Placed on Reserve/Injured (groin)
9/5/2009 Jones, Herana-Daze
Released
9/5/2009 Leron, Paris
Released
9/5/2009 Love, Jamar
Released
9/5/2009 Nunn, Terrence
Released
9/5/2009 O'Callaghan, Ryan
Released
9/5/2009 Richard, Darryl
Released
9/5/2009 Smith, Alex
Released
9/5/2009 Taylor, Chris
Placed on Reserve/Injured (shoulder)
9/5/2009 Ventrone, Ray
Released
9/5/2009 Thomas, David
Traded to New Orleans for an undisclosed draft pick
9/5/2009 Matthews, Michael
Acquired via trade (NY Giants)
9/6/2009 Seymour, Richard
Traded to Oakland for an undisclosed draft pick
9/6/2009 Simmons, Kendall
Signed
9/7/2009 Adams, Titus
Signed to the Practice Squad
9/7/2009 Brown, Patrick
Signed to the Practice Squad
9/7/2009 Grady, Adrian
Signed to the Practice Squad
9/7/2009 Terrence Nunn
Signed to the Practice Squad
9/7/2009 Darryl Richard
Signed to the Practice Squad
9/7/2009 Starback, Isaiah
Signed to the Practice Squad
9/7/2009 Willingham, DeAngelo
Signed to the Practice Squad
9/7/2009 Lockett, Bret
Claimed off waivers from Cleveland
9/7/2009 Lewis, Greg
Released



UNOFFICIAL DEPTH CHART

Unofficial depth chart compiled by Patriots media relations, Sept. 7, 2009

OFFENSE

| | | | |
|------------------------------|-----------------------------|--------------------------|---|
| WR: 83 Wes Welker | 88 Sam Aiken | 18 Matthew Slater | |
| LT: 72 Matt Light | <u>76 Sebastian Vollmer</u> | | |
| LG: 70 Logan Mankins | 63 Dan Connolly | | |
| C: 67 Dan Koppen | 69 Ryan Wendell | | |
| RG: 61 Stephen Neal | <u>60 Rich Ohrnberger</u> | 71 Kendall Simmons | |
| RT: 77 Nick Kaczur | <u>76 Sebastian Vollmer</u> | | |
| TE 84 Benjamin Watson | 86 Chris Baker | 80 Michael Matthews | |
| WR: 81 Randy Moss | 13 Joey Galloway | <u>11 Julian Edelman</u> | |
| QB: 12 Tom Brady | <u>8 Brian Hoyer</u> | | |
| RB: 34 Sammy Morris | 33 Kevin Faulk | 21 Fred Taylor | 39 Laurence Maroney 42 BenJarvus Green-Ellis |

DEFENSE

| | | | |
|-----------------------------------|-----------------------|-------------------------|--|
| LE: 94 Ty Warren | <u>91 Myron Pryor</u> | | |
| NT: 75 Vince Wilfork | 99 Mike Wright | <u>92 Ron Brace</u> | |
| RE: 97 Jarvis Green | <u>91 Myron Pryor</u> | | |
| OLB 58 Pierre Woods | 95 Tully Banta-Cain | 50 Rob Ninkovich | |
| ILB: 51 Jerod Mayo | 52 Eric Alexander | | |
| ILB: 59 Gary Guyton | 52 Eric Alexander | | |
| OLB 96 Adalius Thomas | 55 Derrick Burgess | | |
| LCB: 29 Shawn Springs | 22 Terrence Wheatley | <u>28 Darius Butler</u> | |
| RCB 23 Leigh Bodden | 24 Jonathan Wilhite | | |
| SS: 31 Brandon Meriweather | <u>25 Pat Chung</u> | | |
| FS: 36 James Sanders | 30 Brandon McGowan | Bret Lockett | |

SPECIAL TEAMS

| | | | |
|----------------------------------|----------------------|-------------------------|--|
| K: 3 Stephen Gostkowski | 6 Chris Hanson | | |
| P: 6 Chris Hanson | 3 Stephen Gostkowski | | |
| H: 6 Chris Hanson | <u>8 Brian Hoyer</u> | | |
| PR: 83 Wes Welker | 33 Kevin Faulk | 22 Terrence Wheatley | |
| KR: 18 Matthew Slater | 39 Laurence Maroney | <u>28 Darius Butler</u> | |
| LS: <u>47 Jake Ingram</u> | | | |

PRONUNCIATION GUIDE

| | | | |
|--------------------|-------------|----------------|------------|
| Leigh Bodden | BOD-in | Dan Koppen | COPE-en |
| Stephen Gostkowski | gust-OW-ski | Jerod Mayo | je-ROD |
| Nick Kaczur | KĀ-zur | Adalius Thomas | ah-DAY-lus |