



NEW ENGLAND PATRIOTS

PRESS RELEASE

GILLETTE STADIUM ★ ONE PATRIOT PLACE ★ FOXBOROUGH, MA 02035 ★ 508.384.4203
FAX: 508.543.9053 ★ WWW.PATRIOTS.COM ★ HTTP://MEDIA.PATRIOTS.COM

PATRIOTS TRAVEL TO BUFFALO FOR AFC EAST MATCHUP

MEDIA SCHEDULE

WEDNESDAY, DECEMBER 16

10:50 -11:10 a.m. Bill Belichick Press Conference
11:10 -11:55 a.m. Open Locker Room
1:00 p.m. Perry Fewell Conf. Call
1:05 p.m. Practice Availability
1:15 p.m. Buffalo Player Conf. Call

THURSDAY, DECEMBER 17

11:10 - 11:55 a.m. Open Locker Room
Approx. 1:00 p.m. Practice Availability

FRIDAY, DECEMBER 18

11:30 a.m. Practice Availability
1:15 - 2:00 p.m. Open Locker Room
2:00 - 2:15 p.m. Bill Belichick Press Conference

2009 PATRIOTS SCHEDULE

REGULAR SEASON (8-5)

Mon., Sept. 14	Buffalo	W	25-24
Sun., Sept. 20 at	N.Y. Jets	L	9-16
Sun., Sept. 27	Atlanta	W	26-10
Sun., Oct. 4	Baltimore	W	27-21
Sun., Oct. 11 at	Denver	L ot	17-20
Sun., Oct. 18	Tennessee	W	59-0
Sun., Oct. 25 #	Tampa Bay	W	35-7
Sun., Nov. 1	BYE WEEK		
Sun., Nov. 8	Miami	W	27-17
Sun., Nov. 15 at	Indianapolis	L	34-35
Sun., Nov. 22	N.Y. Jets	W	31-14
Mon., Nov. 30 at	New Orleans	L	17-38
Sun., Dec. 6 at	Miami	L	21-22
Sun., Dec. 13	Carolina	W	20-10
Sun., Dec. 20 at	Buffalo	1:00*	CBS*
Sun., Dec. 27	Jacksonville	1:00*	CBS*
Sun., Jan. 3 at	Houston	1:00*	CBS*

#Wembley Stadium, London, England

AFC STANDINGS

AFC East	W	L	T	Pct.	PF	PA
PATRIOTS	8	5	0	.615	348	234
Miami Dolphins	7	6	0	.538	292	306
New York Jets	7	6	0	.538	275	211
Buffalo Bills	5	8	0	.385	215	271

AFC North	W	L	T	Pct.	PF	PA
Cincinnati Bengals	9	4	0	.692	264	217
Baltimore Ravens	7	6	0	.538	319	218
Pittsburgh Steelers	6	7	0	.462	278	244
Cleveland Browns	2	11	0	.154	158	315

AFC South	W	L	T	Pct.	PF	PA
Indianapolis Colts	13	0	0	1.000	359	217
Jacksonville Jaguars	7	6	0	.538	235	287
Tennessee Titans	6	7	0	.462	293	323
Houston Texans	6	7	0	.462	311	273

AFC West	W	L	T	Pct.	PF	PA
San Diego Chargers	10	3	0	.769	362	259
Denver Broncos	8	5	0	.615	256	230
Oakland Raiders	4	9	0	.308	155	316
Kansas City Chiefs	3	10	0	.231	206	342

NEW ENGLAND PATRIOTS (8-5) at BUFFALO BILLS (5-8)

Sunday, Dec. 20, 2009 ★ Ralph Wilson Stadium (73,967) ★ 1:00 p.m. EDT

The New England Patriots will attempt to sweep the Buffalo Bills for the sixth straight season when they travel to take on their AFC east rivals. The Patriots battled back from a 24-13 fourth-quarter deficit to pull out a 25-24 victory on Monday Night Football in the first meeting with Buffalo in Week 1. The victory extended the Patriots winning streak to 12 straight over Buffalo.

Since the beginning of December 2003, the Patriots have compiled a 25-3 record in the 12th month. The Patriots will look to improve their NFL-best record in December games over the last seven years.

BROADCAST INFORMATION

TELEVISION: This week's game will be broadcast to a regional audience by **CBS** and can be seen in Boston on **WBZ-TV Channel 4**. **Greg Gumbel** will handle play-by-play duties with **Dan Dierdorf** providing color.

RADIO: 98.5 FM, The Sports Hub, is the flagship station for the **Patriots Radio Network**. A complete listing of the network's 36 stations can be found in this press release. Play-by-play broadcaster **Gil Santos** is in his 33rd season as the voice of the Patriots and will call the action along with Patriots Hall of Famer **Gino Cappelletti**. Santos and Cappelletti are celebrating their 26th season as a tandem.

PATRIOTS MEDIA WEBSITE

The Patriots' media-only website, located at <http://media.patriots.com>, will be updated for registered users throughout the season with all the latest media information, schedules, rosters and press releases. The media site also serves as the team's primary credentialing system.

DIVISIONAL DOMINANCE

The New England Patriots own a 42-13 (.764) record in regular season AFC East games since the beginning of the 2001 season, compiling the best intra-division record of any team in the NFL over the last eight seasons. The Patriots are 3-2 in the division in 2009.

NFL'S TOP DIVISIONAL RECORDS SINCE 2001

Team	W	L	T	Pct.
New England Patriots	42	13	0	.764
Indianapolis Colts	40	15	0	.727
Pittsburgh Steelers	40	17	0	.702
Green Bay Packers	38	18	0	.679

AFC EAST DIVISIONAL RECORDS SINCE 2001

Team	W	L	T	Pct.	Div. Titles	Years
New England	42	13	0	.764	5	2001, 2003-07
New York Jets	27	29	0	.482	1	2002
Miami	24	32	0	.429	1	2008
Buffalo	19	36	0	.345	0	---

NOTES: The Indianapolis Colts were members of the AFC East in 2001 and compiled a 3-5 divisional record that season. In 2002, the Patriots and Jets both finished with a 9-7 overall record and a 4-2 divisional record, but the Jets claimed the division title by virtue of having a better record against common opponents. In 2008, the Patriots and Dolphins both finished with an 11-5 overall record and a 4-2 divisional record and were tied in games against common opponents, but the Dolphins claimed the division title by virtue of having a better conference record.

MEDIA CONTACTS

PATRIOTS MEDIA RELATIONS OFFICE: 508-384-4203

Stacey James Vice President of Media Relations ..staceyj@patriots.com 508-384-9105
Aaron Salkin Asst. Director of Media Relations ..aarons@patriots.com 508-326-6870
Scott Barboza Media Relations Assistant.....scottb@patriots.com 508-384-9195
Christy Berkery ... Media Relations Assistant.....christyb@patriots.com 508-549-0518
Tara Bertrand Administrative Assistant.....tarab@patriots.com 508-384-4311
Jeff Cournoyer Dir. of Corporate Communications...jeffco@patriots.com.....508-549-0492



PATRIOTS VS. BILLS

SERIES HISTORY

The Patriots and Bills will meet for the 100th time, with New England holding a 58-40-1 edge following a 25-24 come-from-behind win on Monday Night Football in Week 1. The series between the AFC East rivals began in 1960. The Patriots' 58 wins over the Bills are their highest victory total over any opponent, eight more than they own over the New York Jets (50). New England has won 12 straight games in the series and has won 17 of its last 19 games against Buffalo dating back to the 2000 season. The Patriots have swept the season series from the



Bills in five straight years and have achieved the feat seven of the last eight years. The Patriots have won by an average margin of 19 points per game during their current 12-game win streak. The Patriots are 27-21 all-time in Buffalo, including 20-15 at Ralph Wilson Stadium. The Patriots beat the Bills last season at Ralph Wilson Stadium by a 13-0 score. The teams have had many memorable

matchups over the years, including a five-game span from 1999 to 2001 where four of the five contests were decided in overtime.

The results of the first 98 games between the Patriots and the Bills can be found on page 287 of the 2009 Patriots Media Guide.

SERIES TRENDS

Home Record 31-19
 Record in Foxborough 25-14
 Foxboro Stadium 17-14
 Gillette Stadium 8-0
 Record in Boston 6-5
Away Record 27-21-1
 War Memorial Stadium 7-6-1
 Ralph Wilson/Rich Stadium 20-15
 Largest Margin of Victory 46 pts (2007)
 Largest Margin of Defeat 35 points (1970)
 Longest Win Streak 12 games (current streak)
 Bill Belichick vs. Buffalo Bills 17-3 (17-2 with N.E.)

PATRIOTS – BILLS QUICK HITS

- The Patriots have won five straight games in Buffalo.
- The Patriots have recorded 58 wins over the Bills, the most by the Patriots against any one opponent.
- New England has won 12 straight games against Buffalo, the longest series winning streak against an opponent.
- The Patriots have defeated the Bills 17 times in the last 19 games between the teams.

2009 HONORS AND AWARDS

QB Tom Brady

- AFC Offensive Player of the Week (Wk. 1 vs. Buffalo)
- AFC Offensive Player of the Week (Wk. 6 vs. Tennessee)
- AFC Offensive Player of the Month (October)

S Brandon Meriweather

- AFC Defensive Player of the Week (Wk. 7 at Tampa Bay)
- ESPN, *Sports Illustrated* and *Pro Football Weekly* midseason All-Pro

K Stephen Gostkowski

- AFC Special Teams Player of the Week (Wk. 9 vs. Miami)
- *Sports Illustrated* midseason All-Pro

CB Leigh Bodden

- AFC Defensive Player of the Week (Wk. 11 vs. New York Jets)

TALE OF THE TAPE

2009 Regular Season	New England	Buffalo Bills
Record	8-5	5-8
Divisional Standings	1st	4th
Total Yards Gained	5,352	3,560
Total Offense (Rank)	411.7 (2)	273.8 (29)
Rush Offense	118.5 (14)	113.4 (17)
Pass Offense	293.2 (2)	160.5 (29)
Points Per Game	26.8 (6)	16.5 (26)
Total Yards Allowed	4,168	4,677
Total Defense	320.6 (11)	359.8 (24)
Rush Defense	109.3 (17)	170.5 (32)
Pass Defense	211.3 (14)	189.2 (5)
Points Allowed/Game	18.0 (7)	20.8 (15)
Possession Avg.	33:48	26:50
Sacks Allowed/Yards Lost	16/90	38/225
Sacks Made/Yards	22/172	29/178
Passing TD/Int (off.)	23/11	13/16
Passing TD/Int (def.)	22/14	10/25
Total Touchdowns	40	21
Penalties Against/Yards	69/626	82/631
Punts/Avg.	47/40.4	73/47.2
Field Goals Made/Att.	23/28	23/27
Takeaway/Giveaway Ratio	+6	+3

SERIES SUCCESS

The Patriots have won 12 straight games against the Bills, which is the longest regular-season winning streak against an opponent in team history.

PATRIOTS LONGEST SERIES WINNING STREAKS

Win Strk	Opponent	Date Begun	Date Ended
12	Buffalo Bills	12/27/03	Active
11	Buffalo Bills	01/02/83	12/20/87
10	San Diego Chargers	12/02/73	10/14/01
7	New York Jets	09/21/03	11/12/06
7	Indianapolis Colts	10/20/96	12/12/99

LONGEST CURRENT NFL SERIES WINNING STREAKS

Team	Opponent	Win Streak	Last Loss
San Diego	Oakland	13	09/28/03
New England	Buffalo	12	09/07/03
Buffalo	Cincinnati	9	01/08/89

LONGEST NFL SERIES WINNING STREAKS

Team	Opponent	Win Streak	Last Loss
Miami	Buffalo	20	(1970-79)
San Francisco	Rams	17	(1990-98)
Miami	Colts	14	(1980-87)
Dallas	Cardinals	13	(1990-96)
San Diego	Oakland	13	(2003-current)

THE LAST TIME: PATRIOTS 25, BILLS 24

September 14, 2009 ★ Gillette Stadium

	1	2	3	4	Final
Buffalo Bills	7	7	3	7	24
New England Patriots	0	10	0	15	25

Quarterback Tom Brady threw two touchdown passes to TE Benjamin Watson in the final two minutes of the game to rally the Patriots from a 24-13 deficit and give the team a 25-24 victory on Monday Night Football. The win was the Patriots' 12th-straight against the Buffalo Bills.

Brady led the Patriots to victory following a fourth quarter deficit or tie for the 29th time in his career. On the final two scoring drives, he completed 11-of-13 passes for 112 yards and two touchdowns. After an 18-yard touchdown pass to Watson with 2:10 remaining to cap an 11-play, 81-yard drive that cut the deficit to 24-19, the comeback was aided by a huge special teams play on the ensuing kickoff. LB Pierre Woods forced a fumble on the return that was recovered by K Stephen



PATRIOTS VS. BILLS

PATRIOTS 25, BILLS 24 (continued)

Gostkowski at the Buffalo 31-yard line. Three plays later, Brady hit Watson for a 16-yard score and a 25-24 lead. Buffalo got the ball back with 45 seconds to play, but the Patriots defense held strong to secure the win.

Brady finished with 39 completions on 53 pass attempts for 378 yards. Wide receivers Randy Moss and Wes Welker each hauled in 12 catches for the Patriots, with each player tying the team's fifth highest single-game reception total. Moss finished with 12 receptions for 141 yards, while Welker had 12 receptions for 93 yards.

The night did not get off to a great start for New England with the Patriots falling behind 14-10 at the half. After missing a 41-yard field goal attempt, Buffalo went on a 6-play, 68-yard drive that ended in a touchdown pass from QB Trent Edwards to TE Shawn Nelson. The Patriots tied the game on their first offensive series in the second quarter after RB Kevin Faulk converted two big third downs to keep alive a 14-play, 72-yard drive that ended in a 1-yard touchdown run by RB Fred Taylor. Any momentum the Patriots gained by that touchdown was killed on the next series when Brady's pass attempt was intercepted and returned 26 yards for a score by Buffalo DE Aaron Schobel for a 14-7 lead. New England closed to 14-10 before the half, and was trailing 17-13 when the Bills took a 24-13 lead with 5:32 left in regulation.

LAST TIME IN BUFFALO

The Patriots closed out the 2008 season with a 13-0 shutout win against Buffalo (12-28-08) in a game played in whipping winds that gusted to nearly 60 miles per hour. P Chris Hanson was named AFC Special Teams Player for the Week for averaging 45 yards per punt despite the conditions.

PASSING PERFORMANCES

Tom Brady is slated to start against Buffalo for the 16th time in his career. The Patriots signal caller has led the Patriots to 14 regular season victories over the Bills, recording his highest regular season victory total over any opponent. Brady has compiled 10 consecutive victories over the Bills, marking his longest regular-season winning streak over any opponent. Additionally, Brady has thrown for more touchdowns (32) against Buffalo than any other opponent.

Tom Brady vs. Buffalo (14-1)

DATE	H/A	A	C	YDS	%	TD	I	RT	W/L	SCORE
11/11/01	H	21	15	107	.714	1	1	78.9	W	21-11
12/16/01	A	35	19	237	.543	0	1	63.6	W(ot)	12-9
11/03/02	A	26	22	265	.846	3	0	147.6	W	38-7
12/08/02	H	27	15	183	.556	2	0	101.3	W	27-17
09/07/03	A	28	14	123	.500	0	4	22.4	L	0-31
12/27/03	H	32	21	204	.656	4	0	122.9	W	31-0
10/03/04	A	30	17	298	.567	2	0	112.9	W	31-17
11/14/04	H	35	19	233	.543	2	1	82.2	W	29-6
10/30/05	H	21	14	199	.667	1	0	113.9	W	21-16
12/11/05	A	38	29	329	.763	2	2	97.4	W	35-7
09/10/06	H	23	11	163	.478	2	1	82.3	W	19-17
10/22/06	A	27	18	195	.667	2	0	112.4	W	28-6
09/23/07	H	29	23	311	.793	4	0	150.9	W	38-7
11/18/07	A	39	31	373	.795	5	0	146.1	W	56-10
09/14/09	H	53	39	378	.736	2	1	97.8	W	25-24
Career Totals		464	307	3598	.662	32	11	102.6		14-1

CONNECTIONS

➤ Patriots veteran **RB Fred Taylor** and Bills **CB Drayton Florence** were 2008 teammates on the Jacksonville Jaguars. Florence was also teammates with Patriots **WR Wes Welker** in 2004 on the San Diego Chargers.

➤ Bills **OL Geoff Hangartner** played his college ball at Texas A&M and was teammates with **DL Ty Warren** (2001-02).

➤ Patriots rookie **DL Myron Pryor** and Bills WR **Steve Johnson** were teammates at Kentucky from 2005-2007. Patriots **DB Shawn Springs** and Bills **Rian Lindell** were teammates on the Seattle Seahawks from 2000-2002.

CONNECTIONS (continued)

➤ Patriots **CB Leigh Bodden** and Bills **FB Corey McIntyre** played for the Browns during the 2005 campaign

➤ Bills **WR/PR Roscoe Parrish** and Patriots **S Brandon Meriweather** were teammates at the University of Miami in 2003 & 2004. Meriweather and Parrish were also teammates with Patriots **NT Vince Wilfork** in 2003.

➤ **DT Marcus Stroud** played for the Jaguars from 2001-2007. He was teammates with **RB Fred Taylor** and **P Chris Hanson** from 2001-2006.

➤ Patriots **LB Pierre Woods** and Bills **S Donte Whitner** were high school teammates at Glenville High School (OH) and played against each other in college football's biggest rivalry. Whitner attended Ohio State (2003-2006) and Woods played at Michigan (2002-2006).

➤ Bills **RB Justise Hairston** hails from New Britain, Conn. And transferred to Central Connecticut from Rutgers for his senior season in 2006. Hairston also spent the 2007 season as a member of the New England Patriots practice squad.

➤ Bills **TE Jonathan Stupar** originally entered the NFL as an undrafted free agent with the Patriots in 2008.

➤ Patriots rookie **OL Rich Ohrnberger** and Bills rookie **DE Aaron Maybin** were teammates at Penn State from 2006-2008.

➤ Patriots rookie **S Pat Chung** and Bills rookie **CB Jairus Byrd** patrolled the secondary together at Oregon for three years, from 2006-2008.

➤ Patriots **WR Sam Aiken** played for the Bills from 2003-2007.

➤ Patriots **RB Sammy Morris** played for the Bills from 2000-2003.

➤ Bills **G Kendall Simmons** spent seven weeks with New England in 2009.

STRONG IN THE SECOND HALF

Since 2001, New England has done a remarkable job of finishing the season strong, compiling a 73-20 (.785) record after Nov. 1, including playoff games.

PATRIOTS BEFORE AND AFTER NOV. 1, SINCE 2001

Season	Pre-11/1	Post-11/1	Totals	December
2001.....	3-4	11-1	14-5	4-0
2002.....	3-4	6-3	9-7	2-2
2003.....	6-2	11-0	17-2	4-0
2004.....	6-1	11-1	17-2	3-1
2005.....	4-3	7-4	11-7	4-0
2006.....	6-1	8-4	14-5	4-1
2007.....	8-0	10-1	18-1	5-0
2008.....	5-2	6-3	11-5	4-0
2009.....	5-2	3-3	8-5	1-1
Totals	46-19 (.708)	73-20 (.785)	119-39(.753)	31-5(.861)

NOTE: Includes Regular Season and Playoffs

NFL'S TOP DECEMBER RECORD SINCE 2003

NFL'S TOP DECEMBER RECORDS SINCE 2003

Rk	Team	Record
1	New England Patriots	25-3
2	San Diego Chargers	23-6
3	Indianapolis Colts	21-7
4	Philadelphia Eagles	20-8
5.	Pittsburgh Steelers	18-10
5	Carolina Panthers	18-10

MOSS AND WELKER: FIRST TIME IN PATS HISTORY TWO PLAYERS HAVE 12 CATCHES

Randy Moss and Wes Welker each hauled in 12 catches for the Patriots in the first meeting in 2009 against Buffalo, with each player tying the team's fifth-highest single-game reception total. It is the first time in team history that two players have had at least 12 catches in the same game. The last time the Patriots had two or more players with at least 10 catches in the same game was on Nov. 13, 1994, when Leroy Thompson had 11 catches, Ben Coates had 10 and Michael Timpson had 10 catches in a 26-20 overtime win over Minnesota.



LAST WEEK: PATRIOTS-PANTHERS

PATRIOTS 20, PANTHERS 10

December 13, 2009 ★ Gillette Stadium

	1	2	3	4	Final
Carolina Panthers	7	0	0	3	10
New England Patriots	0	7	7	6	20

The Patriots snapped a two-game losing streak to improve to 8-5 and maintain a one-game lead in the AFC East with a 20-10 win over the visiting Carolina Panthers. The Patriots win spoiled the Panthers first-ever visit to Gillette Stadium for a regular-season game.

The Patriots lost two fumbles and were intercepted once before a QB Tom Brady 5-yard touchdown pass to TE Benjamin Watson broke a 7-7 tie in the third quarter. The Patriots did not get on the scoreboard until RB Kevin Faulk scored on a 3-yard run with 1:11 to play in the first half. In addition to the early turnovers, the Patriots took their opening drive to the Carolina 40-yard line before turning the ball over on downs following a failed fourth-down attempt.

Carolina took a 7-0 first quarter lead after a Chris Gamble interception gave the Panthers a first down at the New England 48-yard line midway through the first quarter. Two plays later, QB Matt Moore completed a 41-yard touchdown pass to WR Steve Smith. All Carolina's offense could manage after that score was a K John Kasay 36-yard field goal midway through the fourth quarter.

The Patriots tied the game at 7-7 with just over a minute to play in the first half on a 3-yard touchdown run by Faulk. That drive was aided by a 30-yard pass interference call against Carolina.

New England appeared to regain its composure from a tough first half with a 7-play, 74-yard drive on their first drive in the third quarter, but the drive ended when RB Sammy Morris fumbled at the Carolina 14-yard line. After stopping the Panthers on the ensuing drive, Brady led the Patriots on a 13-play, 96-yard drive that ended with his 5-yard touchdown pass to Watson for a 14-7 lead.

K Stephen Gostkowski added a field goals of 48 and 47 yards to help the Patriots improve to a 8-5 record.

WR Wes Welker had another outstanding day with 10 receptions for 105 yards, his fifth 100-yard game of the season. He joined Marvin Harrison (4), Jerry Rice (3) and Herman Moore (3) as the only NFL players to have three consecutive 100 receptions season after reaching the mark on a catch in the third quarter.

WELKER GOES OVER 100 RECEPTIONS FOR 2009

WR Wes Welker entered the Carolina game needing five receptions to go over 100 receptions for the third straight year. He hit the mark on a 6-yard pass from QB Tom Brady in the third quarter. Welker now has 105 receptions for the season. Welker finished with 112 in 2007 and 111 in 2008. Welker joins Marvin Harrison (4), Jerry Rice (3) and Herman Moore (3) as the only NFL players to catch 100 passes in three consecutive seasons.

WELKER TIES NFL RECORD FOR FEWEST INDIVIDUAL GAMES PLAYED TO REACH 100 RECEPTIONS

Welker reached 100 receptions in his 11th game of the season to tie Marvin Harrison for the fewest individual games played to reach 100 receptions in a season in NFL history. Harrison caught 100 passes in his first 11 games of the 2002 season en route to an NFL-record 143 catches. (Welker missed two games in 2009 due to injury).

WELKER'S STREAK CONTINUES

Welker now has 11 straight games with six or more receptions after finishing with 10 receptions against Carolina. The record for most consecutive games with 6+ receptions is 16 by Marvin Harrison from 2002-03. Welker has caught six or more passes in 25 of his last 27 regular-season games.

WELKER HAS TENTH 10-PLUS RECEPTION GAME AND SIXTH OF THE 2009 SEASON

Welker finished with 10 receptions for 105 yards against Carolina. Welker had his tenth 10-plus reception game of his career and his sixth of the 2009 season. The NFL record for most 10-plus reception games in a season is seven, set by Houston's Andre Johnson in 2008.

WELKER HAS BACK-TO-BACK 10-PLUS GAMES FOR THE SECOND TIME IN 2009

Welker had his second back-to-back 10-plus reception game of the 2009 season after finishing with 10 against Carolina following 10 receptions last week at Miami. He also had back-to-back 10-plus reception games with 10 vs. Tennessee (10-18-09) followed by 10 at Tampa Bay (10-25-09). The NFL record for most consecutive 10-plus reception games is three by Andre Johnson (Houston in 2008), Reggie Wayne (Indianapolis 2007-08) and Brett Perriman (Detroit in 1995).

WELKER SETS SINGLE-SEASON CAREER-HIGH WITH HIS FIFTH 100-YARD GAME OF 2009

Welker went over 100 yards for the fifth time in 2009 when he finished with 10 receptions for 105 yards. The five 100 yard games best the four he had in 2007 and 2008. It is his 13th regular-season 100-yard game of his career.

WELKER CLOSE TO CAREER-HIGH

Welker now has 1,158 receiving yards for the season and needs 18 more yards to surpass his career-high of 1,175 yards set in 2007.

FAULK MOVES INTO THIRD PLACE ON THE PATRIOTS ALL-TIME SCIMMAGE YARDS LIST

RB Kevin Faulk, the Patriots all-time leader in all-purpose yards with 12,089 yards, gained 75 yards against the Panthers to move past Tony Collins (7,003) into third place on the Patriots all-time scrimmage yards list with 7,059.

PATRIOTS ARE GOOD AT GOING LONG

The Patriots entered the Carolina game with an NFL best 30 drives of 10 plays or more and increased that number to 31 with a 13-play, 96-yard touchdown drive in the third quarter that culminated with a 5-yard touchdown pass from QB Tom Brady to TE Benjamin Watson. The NFL average is 20. That drive was also the longest drive for the Patriots this season, besting an 89-yard drive in the Patriots 35-7 win over Tampa Bay in London (10-25-09).

GOSTKOWSKI GOES OVER 100 POINTS

K Stephen Gostkowski went over 100 points on the season with two field goals and two extra points against Carolina to reach 106 points. He has now scored over 100 points in each of his four NFL seasons (103 in 2006, 137 in 2007 and 148 in 2008).

GOSTKOWSKI REACHED 100 FIELD GOALS

Gostkowski's 47-yard field goal in the fourth quarter was the 100th field goal of his career. He currently ranks fourth on the Patriots all-time field goal list.

PATRIOTS AT HOME IN DECEMBER

The Patriots are tough to beat in December at Gillette Stadium. Following the win, New England is 15-1 in December games at Gillette Stadium. QB Tom Brady has now won 22 consecutive home games, including the postseason.



INSIDE THE NUMBERS

MILESTONES APPROACHING

1

The number of TD receptions Randy Moss needs to reach 10 for the season. That total will mark his 9th season with 10-plus TD receptions to tie the NFL record with Jerry Rice.

1

The number of 10-plus reception games Wes Welker needs in 2009 to match the single-season NFL record of seven set by Houston's Andre Johnson in 2008. Welker has six 10-plus reception games so far this season.

3

The number of 300-yard passing games QB Tom Brady (7) needs this season to tie the NFL record for most 300-yard games in a single season. Rich Gannon (2002) and Drew Brees (2008) share the record with 10.

18

The number of receiving yards Wes Welker (1,158 currently) needs to surpass his career-high of 1,175 receiving yards set in 2007, fourth in franchise history. He needs 42 yards to move ahead of Troy Brown into third in franchise history.

STREAKING

8

The number of consecutive seasons in which the Patriots have won nine or more regular-season games. They are the only team in the NFL to have won at least nine games in each of the last eight seasons entering 2009.

10

The number of receptions Wes Welker needs at Buffalo to become just the fourth player in NFL history to record at least 10 receptions in three consecutive games, joining Andre Johnson (2008), Reggie Wayne (2007-08) and Brett Perriman (1995).

11

The number of consecutive regular-season games that Wes Welker has had six or more receptions. The NFL record for most consecutive games with six or more receptions is 16 by Marvin Harrison from 2002-03.

22

The number of consecutive home games the Patriots have won when Tom Brady starts, including the postseason.

168

The number of consecutive home games the Patriots have sold out. The streak includes every preseason, regular-season and playoff game since the 1994 regular-season opener.

ACCOMPLISHMENTS

3

Wes Welker and Randy Moss became the first Patriots to have back-to-back 1,000-yard seasons last season and have now stretched that to three straight 1,000 yard seasons after going over 1,000-yards at Miami two weeks ago.

3

The number of seasons that Wes Welker has reached 100 receptions (105 in 2009) to join Marvin Harrison (4), Jerry Rice (3) and Herman Moore (3) as the only players to catch 100 passes in three consecutive seasons.

7

The number of NFL receivers who have reached 14,000 receiving yards. Randy Moss became the seventh player to reach the milestone and now has 14,126 receiving yards.

7

The number of seasons that Tom Brady has passed for more than 3,000 yards to tie the team record with Drew Bledsoe.

9.5

The number of receptions per game that WR Wes Welker is averaging in 2009. He currently has 105 receptions despite missing two games due to injury. If he keeps that pace he will finish the season with a team record of 134 catches. The 134

ACCOMPLISHMENTS (continued)

would rank second in NFL history to Marvin Harrison's record of 143.

10

The number of seasons that Randy Moss has reached 1,000-yards receiving. He joins Jerry Rice (14 seasons) as the only players in NFL history to record 10 seasons with 1,000 receiving yards.

11

The number of NFL receivers who have reached 900 career receptions. Moss became the 11th player to reach the milestone and now has 909 career receptions.

14

The number of times Tom Brady has earned AFC Offensive Player of the Week honors, after earning the award for his 378-yard passing effort in the Patriots' come-from-behind 25-24 win on opening week vs. Buffalo and for a six-TD effort vs. Tennessee.

30

The number of regular season 300-yard passing games by Tom Brady, a new team record. Brady's seven 300-yard games in 2009 moved him past Drew Bledsoe (26) for the team record.

31

The number of NFL players who have reached 30,000-yards passing yards after Tom Brady reached the milestone at Miami. Brady now has 30,276 passing yards.

64

The number of 100-yard receiving games by WR Randy Moss, which ranks second in NFL history to WR Jerry Rice's 76 100-yard receiving games.

THE KRAFT ERA

3

The number of Super Bowl championships the Patriots have won since Robert Kraft purchased the team in 1994. That mark is the highest total in the NFL over that span. Only Denver (2; 1997 and 1998) and Pittsburgh (2; 2005 and 2008) have won multiple Super Bowl titles since 1994.

5

The number of conference championships the Patriots have won since Robert Kraft purchased the team in 1994. That mark is the highest total in the NFL over that span. Pittsburgh has won three conference titles since 1994.

17

The number of playoff games the Patriots have won since Robert Kraft purchased the team in 1994. That mark is the highest total in the NFL over that span. Pittsburgh ranks second with 15 playoff wins over that span.

24

The number of playoff games the Patriots have appeared in since 1994. The mark is the highest in the NFL, ahead of the 23 games played by Pittsburgh.

THE BELICHICK ERA

4

Bill Belichick is one of just 4 coaches to win three championships since the Super Bowl era began. Belichick joins three members of the Pro Football Hall of Fame in the exclusive club (Chuck Knoll 4, Joe Gibbs 3, and Bill Walsh 3). Belichick is the only coach to win three Super Bowls in the post-1993 salary cap era.

105-36

The Patriots' regular-season record since 2001 under Head Coach Bill Belichick. Under Belichick, the Patriots have won 74.5 percent of their regular-season games, recording the highest winning percentage of any major American professional sports team over that span.



ROBERT KRAFT NEWS & NOTES

Since Robert Kraft purchased the team in 1994, the Patriots have experienced one of the most dramatic turnarounds in the history of sports. In 15 seasons of ownership, Kraft has transformed one of the league's least successful clubs into what many observers view as a model NFL franchise. In the five seasons immediately preceding his purchase (1989-93), the Patriots were a moribund team, winning just 19 of 80 games (.311 pct.) and recording the worst record in the NFL over that span. When he bought the franchise on Jan. 21, 1994, Kraft announced his intention to bring a championship to New England, a tall order considering the team's previous success rate. But under Kraft's leadership, the Patriots have won eight division titles, five conference crowns and three Super Bowl championships. The Patriots have made five Super Bowl appearances since Kraft purchased the team, a period during which no other NFL franchise has earned more than three berths.



	Pre-Kraft 1960-93	1989-93	Kraft Era 1994-09
Overall Record	225-276-9	19-61	181-96
Winning Pct.	.450	.311	.653
Super Bowl Titles	0	0	3
Conference Titles	1	0	5
Division Titles	3	0	8
Playoff Seasons	5	0	10
Playoff Record	4-6	--	17-7
Home Playoff Games	1	0	11
Home Playoff Record	0-1	--	11-0

A CHAMPIONSHIP TRADITION

The Patriots, the Los Angeles Lakers and the San Antonio Spurs are the only teams from the four major professional sports leagues to have won three titles since 2001.

MULTIPLE LEAGUE CHAMPIONSHIPS SINCE 2001

Team	League	Titles
New England Patriots	NFL	3
Los Angeles Lakers.....	NBA.....	3
San Antonio Spurs.....	NBA.....	3
Boston Red Sox.....	MLB.....	2

CHAMPIONSHIP GAME/SERIES APPEARANCES SINCE 1994

Team	League	Appearances
New York Yankees.....	MLB.....	7
Los Angeles Lakers.....	NBA.....	6
Detroit Red Wings.....	NHL.....	6
New England Patriots	NFL	5
San Antonio Spurs.....	NBA.....	4
New Jersey Devils.....	NHL.....	4

SELLOUT STREAK

In the early 1990s, the Patriots seemed destined for relocation until Robert Kraft's purchase of the team rejuvenated local interest. In 1991, the season ticket base was just 17,635, barely enough to support the club. Now, the season-ticket base stands at a capped total of 61,759 and more than 50,000 fans are on a waiting list. The Patriots have sold out 168 consecutive home games (dating back to the 1994 regular-season opener).

SUCCESS STORY

Since Robert Kraft purchased the team in 1994, the Patriots have been one of the NFL's elite franchises. Over the first 15-plus years of Kraft's ownership, the Patriots own the NFL's highest winning percentage and have won more Super Bowl titles, more conference championships and more playoff games than any other NFL team.

SINCE ROBERT KRAFT PURCHASED THE TEAM IN 1994...

TOTAL VICTORIES SINCE 1994 (Incl. Postseason)

New England Patriots	181
Pittsburgh Steelers	172
Green Bay Packers.....	169
Indianapolis Colts	168
Denver Broncos.....	161
Philadelphia Eagles	153

WINNING PERCENTAGE SINCE 1994 (Incl. Postseason)

Team	W	L	T	Pct.
New England Patriots	181	96	0	.653
Pittsburgh Steelers	172	103	1	.625
Green Bay Packers	169	103	0	.621
Indianapolis Colts	168	104	0	.618
Denver Broncos	161	105	0	.605
Philadelphia Eagles	153	118	2	.564
Minnesota Vikings	149	117	0	.560

SUPER BOWL CHAMPIONSHIPS SINCE 1994

New England Patriots	3
Pittsburgh Steelers.....	2
Denver Broncos.....	2
9 Teams.....	1

CONFERENCE CHAMPIONSHIPS SINCE 1994

New England Patriots	5
Pittsburgh Steelers.....	3
Denver Broncos.....	2
Green Bay Packers.....	2
St. Louis Rams.....	2
16 Teams.....	1

PLAYOFF VICTORIES SINCE 1994

New England Patriots	17
Pittsburgh Steelers.....	15
Green Bay Packers.....	11
Philadelphia Eagles.....	11
Indianapolis Colts.....	9

PLAYOFF GAMES PLAYED SINCE 1994

New England Patriots	24
Pittsburgh Steelers.....	23
Green Bay Packers.....	20
Philadelphia Eagles.....	20
Indianapolis Colts.....	19
Denver Broncos.....	13
San Francisco 49ers.....	13

PLAYOFF SEASONS SINCE 1994

Indianapolis Colts	11
New England Patriots	10
Green Bay Packers.....	10
Pittsburgh Steelers.....	9
Philadelphia Eagles.....	9
Dallas Cowboys.....	8

PLAYOFF WINNING PERCENTAGE SINCE 1994

Team	W	L	Pct.
New England Patriots	17	7	.708
Arizona Cardinals	4	2	.666
Pittsburgh Steelers.....	15	8	.652
Baltimore Ravens.....	7	4	.636
Denver Broncos.....	8	5	.615
Carolina Panthers.....	6	4	.600

ANNUAL ACHIEVEMENTS

The Patriots are the only team in the NFL to have recorded nine or more wins in each of the last eight seasons including 2008. The Patriots have won 10 or more games seven times in the last eight seasons and have won 11 or more games six times in the last eight seasons.

MOST SEASONS OF 9+ WINS SINCE 2001

New England	8	Denver.....	5
Indianapolis.....	7	Dallas.....	5
Pittsburgh.....	6	Tennessee.....	4
Philadelphia.....	5	N.Y. Giants.....	4
Seattle.....	5	Baltimore.....	4
Green Bay.....	5		



BILL BELICHICK NEWS & NOTES

THE HEAD COACH

Overall Record: 161-95 (.629)
Regular Season: 146-91 (.616)
Postseason: 15-4 (.789)
With Patriots overall: 124-50 (.713)
Overall since 2001: 119-39 (.753)
Super Bowl Titles: 5 (86, 90, 01, 03, 04)
Conf. Titles: 7 (86, 90, 96, 01, 03, 04, 07)
Division Titles: 13 (75, 78, 86, 89, 90, 96, 98, 01, 03, 04, 05, 06, 07)



Bill Belichick is the only head coach in NFL history to win three Super Bowl titles in a four-year span. He spent 20 years as an assistant coach in the NFL and this is his 15th season as a head coach. According to the Elias Sports Bureau, he is the only man in NFL history to serve 20 or more seasons as an assistant coach and at least 15 seasons as a head coach. Over a 100-game span from 2003-08, Belichick directed the team to an 82-18 record, marking the best 100-game span for any team in NFL history. In the 2007 season, Belichick led the Patriots to the fourth undefeated and untied regular season in the NFL's 88-year history and the first since the NFL established a 16-game schedule in 1978. He has led the Patriots to the Super Bowl four times in the last eight seasons and has produced six division championships in the last eight seasons, including five straight from 2003-07. Belichick's Patriots teams own the all-time NFL records for consecutive total victories (21 from 2003-04), consecutive regular-season victories (21 from 2006-08) and consecutive playoff victories (10 from 2001-05). Belichick owns the second-best postseason record in NFL history (15-4) and is the winningest NFL head coach since 2001 (119-39). From 2003-04, he directed the Patriots to back-to-back Super Bowl titles while posting consecutive 17-win campaigns. Belichick has spent more seasons in the league than any other current NFL head coach, and in that time has been a part of five Super Bowl championship teams. His overall record of 124-50 with the Patriots gives him the most victories and the best winning percentage of any head coach in franchise history.

ELITE COMPANY

Bill Belichick is one of nine NFL head coaches to win three or more championships since the league began postseason play in 1933. With the Patriots' victory in Super Bowl XXXIX, Belichick joined an exclusive club in which each of the eight other members has been enshrined in the Pro Football Hall of Fame.

HEAD COACHES WITH THREE OR MORE NFL TITLES

(Listed alphabetically)

Head Coach	Championship Team(s)
Bill Belichick	New England Patriots
Paul Brown	Cleveland Browns
Weeb Ewbank	Baltimore Colts, New York Jets
Joe Gibbs	Washington Redskins
George Halas	Chicago Bears
Curly Lambeau	Green Bay Packers
Vince Lombardi	Green Bay Packers
Chuck Noll	Pittsburgh Steelers
Bill Walsh	San Francisco 49ers

BELICHICK'S PATRIOTS RENAISSANCE

Any successful project requires a sound plan and once head coach Bill Belichick implemented his design on the Patriots, his approach has given him the best record of any NFL head coach who has coached at least 40 games since 2001.

NFL COACHES' RECORDS SINCE 2001

Coach	Team	W	L	T	Pct.
Bill Belichick	NE	119	39	0	.753
Tony Dungy	TB/IND	101	41	0	.711
Bill Cowher	PIT	70	35	1	.665
Wade Phillips	ATL/DAL	32	17	0	.653
Andy Reid	PHI	98	56	1	.635
Mike Tomlin	PIT	31	18	0	.633
Mike Martz	STL	46	29	0	.613

BELICHICK WINS 100th REGULAR-SEASON GAME WITH PATRIOTS

The Patriots' victory over Oakland on Dec. 14, 2008 was Bill Belichick's 100th regular-season victory as Patriots head coach. His 100th victory came in his 142nd regular-season game as head coach only three NFL coaches have won their 100th game with a team in fewer tries – Oakland's John Madden (136 games), Miami's Don Shula (137) and Cleveland's Paul Brown (138).

AMONG THE GREATS

Coach Belichick has recorded 161 career wins and is one of 15 coaches in NFL history to win 160 or more games. Belichick owns a career winning percentage of .629, which is tied with Joe Gibbs for fourth all-time, behind George Halas (.682), Don Shula (.666) and Curly Lambeau (.630).

TOP WINNING PERCENTAGE AMONG HEAD COACHES WITH AT LEAST 150 WINS (INCL. POSTSEASON)

Head Coach	Team(s)	Years	W	L	T	Pct.
George Halas	CHI	1920-29, 33-41, 46-55, 58-67	324	151	31	.682
Don Shula	BAL/MIA	1963-95	347	173	6	.666
Curly Lambeau	GB/CHC/WAS	1921-53	229	134	22	.630
Bill Belichick	CLV/NE	1991-95, 00-09	161	95	0	.629
Joe Gibbs	WAS	1981-92, 04-07	171	101	0	.629

NOTE: Winning percentage calculated using current NFL rules, counting a tie as a half-win, half-loss.

SUPER SUCCESS

Bill Belichick is one of just four head coaches to win three Super Bowl championships. Belichick is the only coach to win three Super Bowls in the post-1993 salary cap era.

MOST SUPER BOWL VICTORIES

Head Coach	Team	Titles	Seasons
Chuck Noll	PIT	4	1974, 1975, 1978, 1979
Bill Belichick	NE	3	2001, 2003, 2004
Joe Gibbs	WAS	3	1982, 1987, 1991
Bill Walsh	SF	3	1981, 1984, 1988

NOTE: Sorted by most recent championship. Super Bowls have determined NFL champion since 1966.

PLAYOFF SUCCESS

Coach Belichick has won 15 career playoff games, a total that is the fifth-highest by a head coach in NFL history.

MOST PLAYOFF WINS BY AN NFL HEAD COACH

Coach	Team(s)	Wins
Tom Landry	Dallas Cowboys	20
Don Shula	Baltimore Colts, Miami Dolphins	19
Joe Gibbs	Washington Redskins	17
Chuck Noll	Pittsburgh Steelers	16
Bill Belichick Cleveland Browns, New England Patriots	15

POSTSEASON PROWESS

Bill Belichick is the second winningest head coach in NFL playoff history, trailing only the legendary Vince Lombardi, whose name is emblazoned on the Super Bowl trophy.

BEST POSTSEASON RECORDS IN NFL HISTORY

Head Coach	Team(s)	W	L	Pct.
Vince Lombardi	GB/WAS	9	1	.900
Bill Belichick	CLE/NE	15	4	.789

TOPS IN TEAM HISTORY

Bill Belichick is the most successful head coach in Patriots history. He has recorded more wins (124) and a higher winning percentage (.713) than any of the 13 previous head coaches.

WINNINGEST HEAD COACHES IN PATRIOTS HISTORY


Coach	Years	Career Winning Pct.	Overall W-L-T	Playoff W-L
Bill Belichick	2000-09	.713	124-50-0	14-3
Raymond Berry	1984-89	.554	51-41-0	3-2
Pete Carroll	1997-99	.549	28-23-0	1-2
Ron Meyer	1982-84	.529	18-16-0	0-1



QB Tom Brady News & Notes

RECORDING SUCCESS

Tom Brady has quarterbacked the Patriots to victories in 95 of his 124 career regular-season starts, compiling a .766 winning percentage and giving him the best record of any quarterback in the Super Bowl Era (since 1966). Including his 14-3 record in the playoffs, he is 109-32 (.773) as a starter.



TOP WINNING PERCENTAGES IN SUPER BOWL ERA

(Since 1966, Minimum 50 Starts, Regular Season Only)

Player	Team(s)	Years	W	L	T	Pct.
Tom Brady	NE	2000-09	95	29	0	.766
Roger Staubach	DAL	1969-79	85	29	0	.746
Joe Montana	SF/KC	1979-94	117	47	0	.713

ACTIVE QUARTERBACKS WINNING PERCENTAGE

Minimum 32 Starts (two full seasons), Regular Season Only

Quarterback	Team(s)	W	L	T	Pct.
Tom Brady	NE	95	29	0	.766
Philip Rivers	SD	36	11	0	.766
Peyton Manning	IND	119	55	0	.684
Ben Roethlisberger	PIT	45	22	0	.672

ON PACE FOR 4,714 PASSING YDS AND 28 TDS

Tom Brady currently has 3,830 passing yards through 13 games, putting him on pace for a career-high 4,714 passing yards. He is now tied in team history with Drew Bledsoe with seven seasons of 3,000 or more yards. If Brady goes over 4,000 yards it would give him his third season with over 4,000 passing yards. Bledsoe and Brady are currently tied with two 4,000-yard seasons.

Brady has 23 touchdown passes through the first 13 games, putting him on pace for 28 touchdown passes. If he can get 30 touchdown passes it will mark his second season of 30 or more touchdowns. He set an NFL record with 50 touchdown passes in 2007. Brady has thrown for 25 or more touchdowns in a single season four times.

TOM BRADY'S RECORD AS A STARTER

	Reg. Season	Playoffs	Total
Overall:	95-29	14-3	109-32
Home:	53-10	8-0	61-10
Road:	42-19	6-3*	48-22*

By Yardage Total

Less than 200:	22-11	3-0	25-11
200-299:	47-14	9-2	56-16
300 or more:	26-4	2-1	28-5

Other Records

On Artificial Turf:	44-4	4-1	48-5
Temp. Below 40:	20-3	8-0	28-3
Thanksgiving or later:	35-8	14-3	49-11
Leading at Halftime:	74-6	10-2	84-8
Leading after 3 Qtrs:	78-4	9-2	87-6
Overtime:	6-1	1-0	7-1
Final margin <7 pts:	26-5	6-2	32-7
Final margin <4 pts:	16-7	6-1	22-8
Passer rating >100.0:	48-3	6-0	54-3

*-Includes three Super Bowls at neutral sites

WINNINGEST COACH/QB TANDEM

Bill Belichick and Tom Brady are 95-29 (.766) as a head coach-starting quarterback tandem, marking the best winning percentage of any coach-quarterback tandem since the 1970 AFL-NFL Merger. In the playoffs, the tandem is 14-3 (.824), for an overall record of 109-32 (.773).

WINNINGEST COACH/QB TANDEM SINCE 1970

(Regular Season Only)

Quarterback/Head Coach	Team	W	L	T	Pct.
Tom Brady/Bill Belichick	NE	95	29	0	.766
Ken Stabler/John Madden	OAK	60	19	1	.756
Jim McMahon/Mike Ditka	CHI	46	15	0	.754
Peyton Manning/Tony Dungy	IND	73	24	0	.753

BRADY HAS SEVEN 300-YARD GAMES

Brady has seven 300-yard games in 2009. He had a streak of five consecutive 300-yard games snapped at New Orleans. Brady set a team record with eight 300-yard games in 2007. The NFL record for most 300-yard games in a single-season is 10 by Rich Gannon (2002) and Drew Brees (2008).

BRADY IS PATRIOTS ALL-TIME LEADING PASSER

Tom Brady passed Drew Bledsoe on an 11-yard completion to Sam Aiken in the third quarter of the New Orleans (11/30) game to become the Patriots all-time passing leader.

PATRIOTS ALL-TIME LEADING PASSERS

Player	YEARS	ATT	COMP	YARDS
Tom Brady	2000-09	4,143	2,621	30,276
Drew Bledsoe	1993-01	4,518	2,544	29,657
Steve Grogan	1975-90	3,593	1,879	26,886

BRADY REACHES 30,000 YARD MILESTONE

Brady became the 31st player in NFL history to reach 30,000 passing yards with his performance at Miami (12/6).

BRADY HAS 3 TD PASSES OF 80 OR MORE YARDS

Brady's 81-yard TD pass to WR Sam Aiken at Mia. (11/8) was his third pass of 80 or more yards and the third longest of his career, behind his 91-yard TD pass to WR David Patten at Ind. (10/21/01) and an 82-yard TD pass to WR Troy Brown at Mia. (10/19/03).

200 TOUCHDOWNS

Brady became the 27th player in NFL history to reach 200 touchdowns with his 36-yard touchdown pass to TE Chris Baker in the fourth quarter of the Atlanta game (9/27). Brady reached the milestone in a short period of time. His 220 career NFL touchdowns are 20th on the NFL list.

NFL RECORD BOOK / FASTEST TO 200 TOUCHDOWN PASSES

Games	Player	Team(s)	NFL Debut	200th TD
89	Dan Marino	Miami	09/19/83	09/17/89
106	Peyton Manning	Indianapolis	09/06/98	11/21/04
107	Brett Favre	Atlanta/Green Bay	10/27/91	11/15/98
116	Tom Brady	New England	11/23/00	09/27/09
121	Johnny Unitas	Baltimore Colts	1956	1963

BRADY'S COMEBACKS

Tom Brady has engineered 29 career game-winning performances to lead his team to a victory from a fourth-quarter deficit or tie. He has accomplished the feat 23 times in the regular season and six times in the playoffs.

TOM BRADY'S GAME-WINNING PERFORMANCES (29)

		Time Remaining			Passing Statistics^				
Date	Opp.	Score	in Reg.	Att	Cmp	Yds	TD	Int	Final
09/14/09	BUF	13-24	5:32	11	13	112	2	0	25-24
12/29/07	at NYG	23-28	15:00	12	8	130	1	0	38-35
12/03/07	at BAL	17-24	14:25	17	7	113	1	0	27-24
11/25/07	PHI	24-28	15:00	16	11	109	0	0	31-28
11/04/07	at IND	10-20	9:42	10	8	144	2	0	24-20
01/14/07	at SD*	13-21	8:35	14	9	122	1	1	24-21
12/03/06	DET	13-21	13:07	15	14	101	0	0	28-21
11/26/06	CHI	10-10	14:46	7	6	98	1	0	17-13
11/13/05	at MIA	15-16	2:53	2	2	76	1	0	23-16
10/30/05	BUF	7-16	10:07	4	4	69	0	0	21-16
10/09/05	at ATL	28-28	3:52	2	2	17	0	0	31-28
09/25/05	at PIT	10-13	14:19	12	12	167	0	0	23-20
02/06/05	PHI**	14-14	15:00	4	2	33	0	0	24-21
10/03/04	at BUF	17-17	15:00	4	2	8	1	0	31-17
02/01/04	CAR**	29-29	1:08	5	4	47	0	0	32-29
01/10/04	TEN*	14-14	15:00	11	6	27	0	0	17-14
11/30/03	at IND	31-31	10:21	6	3	31	1	0	38-34
11/23/03	at HST	13-20	3:11	14	10	133	1	0	23-20 ot
11/03/03	at DEN	23-26	2:51	4	5	58	1	0	30-26
10/19/03	at MIA	13-13	15:00	10	7	147	1	0	19-13 ot
10/05/03	TEN	24-27	4:40	1	1	15	0	0	38-30
12/29/02	MIA	13-24	4:59	13	8	69	1	0	27-24 ot
11/10/02	at CHI	19-30	5:16	14	9	116	2	0	33-30
09/22/02	KC	38-38	0:00	5	4	46	0	0	41-38 ot
02/03/02	STL**	17-17	1:21	8	5	53	0	0	20-17
01/19/02	OAK*	3-13	15:00	27	20	138	0	0	16-13 ot
12/16/01	at BUF	6-9	5:57	13	9	116	0	0	12-9 ot
12/02/01	at NYJ	14-16	15:00	7	6	56	0	0	17-16
10/14/01	SD	16-26	8:48	18	13	130	1	0	29-26 ot

^~Statistics are from the time noted until the end of the game * Divisional Playoffs ** Super Bowl



WR RANDY MOSS NEWS & NOTES

MOSS: ALL-TIME LEADER IN RECEPTIONS PER TD

Over his 11-year NFL career, Randy Moss has averaged one touchdown for every 6.33 receptions, a total that is the best in NFL history among any receiver with at least 500 receptions. Moss has caught 144 touchdowns out of 912 career receptions. He is ahead of Lance Alworth, who played 11 seasons for San Diego and Dallas from 1962-72, caught 85 touchdowns out of 542 career receptions for an average of one score every 6.38 receptions.



ALL-TIME NFL LEADERS / RECEPTIONS PER TOUCHDOWN

(Minimum 500 career receptions)

Player	Team(s)	Years	Rec	TD	Rec/TD
Randy Moss	MIN/OAK/NE	1998-2009	912	144	6.33
Lance Alworth	SD/DAL	1962-1972	542	85	6.38
Nat Moore	MIA	1974-1986	510	74	6.89
Mark Clayton	MIA/GB	1983-1993	582	84	6.93
Terrell Owens	SF/PHI/DAL/BUF	1996-2009	979	141	6.94
Don Maynard	NYG/NYJ/STL	1958,60-73	633	88	7.19

MOSS IS NFL'S PREMIER TD RECEIVER

Since entering the NFL in 1998, Randy Moss has caught 144 touchdown passes, more than any other player over that span. Since joining the Patriots via trade prior to the 2007 season, Moss has caught 43 touchdowns – also the best in the league over that span. In terms of overall touchdowns (rushing, receiving and returning), Moss has totaled 145 scores since entering the league in 1998 (144 via reception and one via punt return), a tally that ranks second only to LaDainian Tomlinson (150 touchdowns) over that span. Last season, Moss's 11 touchdown receptions led the AFC and tied for third in the NFL.

NFL TOUCHDOWN RECEPTION LEADERS SINCE MOSS

JOINED THE PATRIOTS IN 2007

Player	Team(s)	Rec	Yds	TD
Randy Moss	NE	236	3,575	43
Larry Fitzgerald	ARZ	281	3,831	32
Terrell Owens	DAL/BUF	195	3,112	29
Dallas Clark	IND	217	2,366	25
Marques Colston	NO	201	2,870	25
Reggie Wayne	IND	273	3,733	25
Anquan Boldin	ARI	228	2,694	24
Greg Jennings	GB	189	3,067	24
Andre Johnson	HOU	256	3,663	24

NFL TOUCHDOWN RECEPTION LEADERS SINCE MOSS

ENTERED THE NFL IN 1998

Player	Team(s)	Rec	Yds	TD
Randy Moss	MIN/OAK/NE	912	14,275	144
Terrell Owens	SF/PHI/DAL/BUF	901	13,371	131
Marvin Harrison	IND	965	12,878	114
Tony Gonzalez	KC/ATL	958	11,360	79
Hines Ward	PIT	876	10,723	78

MOSS 6TH ON NFL'S ALL-TIME TD LIST

Moss is tied for fifth on the all-time in career touchdowns with 145, behind active leaders RB LaDainian Tomlinson and WR Terrell Owens.

NFL'S ALL-TIME TOUCHDOWN LEADERS

Rk	Player	Season	TD
1	Jerry Rice	1985-2004(20)	208
2	Emmitt Smith	1990-2004(15)	175
3	LaDainian Tomlinson*	2001-2009(9)	151
4	Terrell Owens*	1996-2009(14)	146
5T	Randy Moss*	1998-2009(12)	145
5T	Marcus Allen	1982-1997(16)	145
7	Marshall Faulk	1994-2005(12)	136 (*Active Players)

MOSS HAS 10TH CAREER 10-CATCH GAME

Moss had 10 catches in the win vs. Atlanta (9/27), making it his 10th game with 10 or more catches. The 10-catch performance was Moss's second of 2009 – he tied a career high with 12 catches in the season-opener vs. Buffalo (9/14). Moss now has three 10-catch games with New England.

MOSS AMONG ALL-TIME LEADERS

Randy Moss is among the NFL's all-time leaders in two major receiving categories – career touchdown receptions and receiving yards per game. In his 10-plus seasons, Moss has caught 144 touchdown passes and is one of just three receivers in NFL history to break the 140-touchdown mark. Additionally, Moss has averaged 78.0 receiving yards per game during his career, a mark that ranks first in NFL history.

NFL ALL-TIME LEADERS / RECEIVING TOUCHDOWNS

Player	Years	Team(s)	TDs
Jerry Rice	1985-2004	SF/OAK/SEA	197
Randy Moss	1998-2009	MIN/OAK/NE	144
Terrell Owens	1996-2009	SF/PHI/DAL/BUF	143
Cris Carter	1987-2002	PHI/MIN/MIA	130
Marvin Harrison	1996-2008	IND	128

NFL ALL-TIME LEADERS / RECEIVING YARDS PER GAME

(Minimum 100 Games Played)

Player	Years	Team(s)	Gms	Yds	Yd/G
Randy Moss	1998-2009	MIN/OAK/NE	183	14,275	78.0
Torry Holt	1999-2009	STL/JAX	171	13,321	77.9
Marvin Harrison	1996-2008	IND	190	14,580	76.7
Jerry Rice	1985-2004	SF/OAK/SEA	303	22,895	75.6

NFL ALL-TIME LEADERS / 100-YARD RECEIVING GAMES

Player	Team(s)	Years	Gms
Jerry Rice	SF/OAK/SEA	1985-2004	76
Randy Moss	MIN/OAK/NE	1998-2009	64
Marvin Harrison	IND	1996-2008	59

NFL ALL-TIME LEADERS / GAMES WITH 2+ TD REC.

Player	Team(s)	Years	Gms
Jerry Rice	SF/OAK/SEA	1985-2004	44
Randy Moss	MIN/OAK/NE	1998-2009	34
Terrell Owens	SF/PHI/DAL/BUF	1996-2009	30
Marvin Harrison	IND	1996-2008	29

MOSS REACHES 1,000 YARDS FOR TENTH TIME

Randy Moss reached 1,000 receiving yards for the third straight season and the 10th time in his career at Miami and now has 1,074 receiving yards for the year. He joined Jerry Rice (14 seasons) as the only players in NFL history with 10 1,000 yard receiving seasons.

MOSS MOVING UP ALL-TIME LISTS

Moss has 69 receptions in 2009 and became just the 11th NFL player to reach 900 receptions. He is 11th on the NFL's all-time reception list with 912 career receptions. He is one of 23 players to have at least 800 receptions.

MOSS MOVING UP ALL-TIME LISTS

Randy Moss currently ranks sixth on the NFL's all-time receiving yards list with 14,275 receiving yards. He is one of 12 players in NFL history to total at least 13,000 receiving yards and one of just seven to reach 14,000 yards. Moss moved into the top 10 on the NFL's receiving yardage list on Dec. 14, 2008 at Oakland.

NFL ALL-TIME LEADERS / RECEIVING YARDS

Rk	Player	Team(s)	Years	Yards
1	Jerry Rice	SF/OAK/SEA	1985-2004	22,895
2	Isaac Bruce	STL/SF	1994-2009	15,208
3	Tim Brown	OAK/TB	1988-2004	14,934
4	Terrell Owens	SF/PHI/DAL/BUF	1996-2009	14,827
5	Marvin Harrison	IND	1996-2008	14,580
6	Randy Moss	MIN/OAK/NE	1998-2009	14,275
7	James Lofton	GB/OAK/BUF/STL/PHI	1978-1993	14,004
8	Cris Carter	PHI/MIN/MIA	1987-2002	13,899
9	Henry Ellard	LA(N)/WAS/NE	1983-1998	13,777
10	Torry Holt	STL/JAX	1999-2009	13,321

MOSS GOES LONG

Moss had a 55-yard reception and a 63-yd TD reception at Indianapolis. (11/5). It was the fourth time in his career that he has had two or more 50-yard receptions in the same game. His best game was when he had three 50-yd touchdowns (51, 56 and 56) (11-26-98 at Dallas).



WR Wes Welker News & Notes

WELKER LEADS NFL IN RECEPTIONS SINCE 2007

Wes Welker leads the NFL with 328 receptions since the start of 2007. In 2007, he set a Patriots franchise record with 112 receptions, tying him for the NFL lead and setting a league record for most receptions in a player's first season with a new team. In 2008, he nearly replicated that feat, with his 111 receptions placing second in the NFL. Welker joined the Patriots in a trade with the Miami Dolphins prior to the 2007 season and since then is the NFL's leading receiver. He is the first player to reach 300 receptions in his first 40 games with a new team.



2007-PRESENT NFL RECEPTION LEADERS

Player	Team	Rec.	Yds	TD
Wes Welker	NE	328	3,498	15
Brandon Marshall	DEN	292	3,598	22
Larry Fitzgerald	ARZ	281	3,831	32
Reggie Wayne	IND	273	3,733	25
Tony Gonzalez	KC/ATL	270	3,018	20
T.J. Houshmandzadeh	CIN/SEA	269	2,768	19

WELKER AVERAGING 7.6 CATCHES A GAME

Wes Welker is averaging 7.6 receptions per game since joining New England in 2007. His 7.6 average is the highest in the NFL during that time.

MOST RECEPTIONS PER GAME SINCE 2007 (Minimum -20 games)

Player	Team	Average
Wes Welker	New England Patriots	7.6
Andre Johnson	Houston Texans	6.7
Brandon Marshall	Denver Broncos	6.6
Larry Fitzgerald	Arizona Cardinals	6.4
Anquan Boldin	Arizona Cardinals	6.3
T.J. Houshmandzadeh	Seattle/Cincinnati	6.1

WELKER ON PACE FOR 134 CATCHES IN 2009

Welker leads the NFL with 105 receptions, despite missing two games due to injury. He is averaging 9.5 receptions in the 11 games he has played. If he keeps that pace he will finish the season with a Patriots record of 134 catches, breaking the old mark of 112 he set in 2007. A total of 134 receptions would rank second in NFL history to Marvin Harrison's record of 143.

Welker has had six or more receptions in 25 of his last 27 regular-season games. He has 17 games with nine or more catches since joining the Patriots. His 17 games with nine or more catches are the most in Patriots history, topping Ben Coates' mark of 10.

MOST RECEPTIONS IN A SEASON

Player	Team	Year	Receptions
Marvin Harrison	Indianapolis	2002	143
Herman Moore	Detroit	1995	123

WELKER LEADS NFL IN YARDS AFTER CATCH

Welker leads the NFL in yards after the catch since joining the Patriots in 2007.

MOST YARDS AFTER THE CATCH SINCE 2007

Player	Team	Yards After the Catch
Wes Welker	New England Patriots	1,955
Brandon Marshall	Denver Broncos	1,382
Brian Westbrook	Philadelphia Eagles	1,359

WELKER SETS CAREER HIGHS AGAINST JETS

Welker had 15 receptions for 192 yards against the Jets (11/22), setting the Patriots record for most catches in a non-overtime game. Welker's stats top his previous best of 13 catches vs. Philadelphia (11/25/07) and 150 yards vs. Ten (10/18/09).

MOST RECEPTIONS IN A GAME IN PATRIOTS HISTORY

Rec.	Player	Date	Opp	W/L	Score
16	Troy Brown	09/22/02	vs. KC	W	41-38 (ot)
15	Wes Welker	11/22/09 vs. NYJ	W	31-14	

WELKER HAS 3RD BEST RECEIVING TOTALS IN PATRIOTS HISTORY

Welker totaled 192 receiving yards against the Jets (11/22), the third-best single game receiving yard total in the 50-year history of the Patriots.

MOST RECEIVING YARDS IN A GAME IN PATS HISTORY

Yds.	Player	Date	Opp	W/L	Score
214	Terry Glenn	10/03/99	at CLE	W	19-7
193	Terry Glenn	12/06/98	at PIT	W	23-9
192	Wes Welker	11/22/09 vs. NYJ	W	31-14	

WELKER GOES OVER 10 REC. FOR 6TH TIME IN 2009; 10TH TIME IN HIS CAREER

Welker finished with 10 receptions for 105 yards vs. Carolina (12/13). He now has six games in 2009 with 10 or more catches and ten games in his career with 10 or more catches. The NFL record for most 10-plus reception games in a season is seven, set by Houston's Andre Johnson in 2008.

PATRIOTS MOST GAMES WITH 10-PLUS CATCHES

Player	Number of 10-plus receptions games
Wes Welker	10
Ben Coates	5
Troy Brown	5

WELKER GOES OVER 100 RECEPTIONS IN 2009

Wes Welker's 10-catch game vs. Carolina pushed him over 100 receptions (105) for the third straight season. He joins Marvin Harrison (4), Jerry Rice (3), and Herman Moore (3) as the only players to catch 100 passes in three consecutive seasons. Welker had 112 rec. in 2007 and 111 in 2008.

WELKER PILES UP YARDS

Wes Welker (1,175 in 2007 and 1,165 in 2008) joined Randy Moss to become the first Patriots players with back-to-back 1,000-yard receiving seasons and stretched that to three straight seasons after breaking the 1,000-yard mark at Miami.

Welker's 1,165 yards in 2008 rank sixth on the Patriots' all-time single-season list. In 2007, Welker totaled 1,175 receiving yards – a performance that ranked fourth in team history. In the franchise's 50-year history, there have been 13 single-season performances of 1,000 receiving yards and Welker owns three of them.

PATRIOTS SINGLE-SEASON RECEIVING YARD LEADERS

Player	Season	Yds	Rec.	TD
Randy Moss	2007	1493	98	23
Stanley Morgan	1986	1491	84	10
Troy Brown	2001	1199	101	5
Wes Welker	2007	1175	112	8
Ben Coates	1994	1174	96	7
Wes Welker	2008	1165	111	3

WELKER'S ROUTE TO THE NFL

Despite being named the Oklahoma football player of the year by both the *USA Today* and the *Daily Oklahoman*, Wes Welker's only scholarship offer came from Texas Tech, and only after a player that committed to Texas Tech backed out.

"I was thinking I'd get a scholarship somewhere," Welker said. "When it didn't happen when it was supposed to I was pretty hurt by it."

Welker had an impressive collegiate career, accumulating 259 receptions and eight punts returned for touchdowns. He even won a national award as the best special teams player in the country. Despite those accolades, he was passed over in the 2004 NFL draft and signed with San Diego as a free agent. He made the team, then was cut after the first game. He signed with Miami soon after and was used just on special teams. He caught New England's eye with a 71-yard punt return on Monday Night Football in a game against the Patriots. He was acquired by the Patriots in a trade with Miami in 2007.

WELKER GOES OVER 100 YARDS


Welker has a career-high five 100-yard games in 2009 and 13 for his career. His previous high for most 100-yd games in a season was four in 2007 and 2008.



PATRIOTS NEWS & NOTES

KEVIN FAULK IS HIGH ON THE CHARTS

Kevin Faulk has filled various roles since joining the team in 1999. He is the Patriots all-time leader in all-purpose yards with 12,089. He ranks fifth in rushing (3,457), fourth in receptions (417), eighth in pass receiving yards (3,602), 21st in scoring (200), sixth in total punt return yards (932) and first in kickoff return yards (4,098). Faulk owns the longest non-touchdown kickoff return in team history when he covered 95 yards on a return against the New York Jets (11/15/99).



PATRIOTS LEADERS / ALL-PURPOSE YARDS ALL-TIME

Player	Years	ALL-PURPOSE YARDS.
Kevin Faulk	2001-09	12,089
Stanley Morgan	1977-89	11,468
Troy Brown	2001-07	11,053
Irving Fryar	1984-92	8,184

He is one of just six NFL players this decade to total 3,000 rushing yards and 3,000 receiving yards. (Tiki Barber, Brian Westbrook, Marshall Faulk, Michael Pittman and LaDarian Tomlinson).

MOST PRODUCTIVE PATRIOT SINCE 2001

Faulk has more total yards from scrimmage than any other Patriots player since 2001. Faulk has totaled 5,699 yards from scrimmage (2,660 rushing and 3,039 receiving). His overall total of 7,059 scrimmage yards ranks third in team history.

PATRIOTS LEADERS / YDS FROM SCRIMMAGE ALL-TIME

Player	Years	Rush-Yd	Rec.-Yd	Yd/Scrim.
Stanley Morgan	1977-1989	21-127	534-10352	10479
Sam Cunningham	1973-1982	1385-5453	210-1905	7359
Kevin Faulk	2001-09	832-3457	417-3602	7059
Tony Collins	1981-1987	1191-4647	261-2356	7003

FAULK: FRANCHISE RB RECEPTIONS LEADER

Faulk is the Patriots' all-time leader in receptions by a running back, totaling 417 career receptions. His receiving total ranks fourth on the Patriots' overall receptions list. He is the 26th running back in NFL history to reach 400 receptions.

RECEPTIONS BY PATRIOTS RUNNING BACKS

Player	Years	Rec.
Kevin Faulk	1999-2009	417
Tony Collins	1981-87	261
Sam Cunningham	1973-79, 1981-82	210
Larry Garron	1960-68	185

ACTIVE NFL RB RECEIVING LEADERS

Rk	Player	Years	Rec.Yards.
1	LaDarian Tomlinson(San Diego)	2001-09	3,876
2	Brian Westbrook (Philadelphia)	2002-09	3,765
3	Kevin Faulk (New England)	1999-2009	3,602

ELITE COMPANY

The Patriots are the fourth team in NFL history to start a season with 25,000-yard passer (Tom Brady – 30,276), a 10,000-yard receiver (Randy Moss – 14,275) and a 10,000-yard rusher (Fred Taylor – 11,472).

Team	PLAYERS
Dallas (1998)	Aikman (26,016), E.Smith (11,234), Irvin (10,680)
Dallas (1999)	Aikman (28,346), E.Smith (12,566), Irvin (11,737)
StL (2004)	Chandler (28,021), Faulk (11,213), Bruce (10,461)

BRADY GOES DEEP

Brady completed two 58-yard passes and an 81-yard pass at Miami (12/6). It is the first time in his career that he has completed three passes of 50 or more yards in the same game. He has five games with two 50-yard completions, including one in 2009. He completed a 63-yard touchdown and a 55-yard pass to WR Randy Moss at Indianapolis (11/15/09).

PATRIOTS ELECT FIVE SEASON CAPTAINS

The New England Patriots announced their 2009 captains prior to the start of the regular-season. Quarterback Tom Brady and WR Randy Moss serve as offensive captains. Nose tackle Vince Wilfork and LB Jerod Mayo serve as defensive captains. Wide receiver Sam Aiken serves as special teams captain. The Patriots' 2009 captains were elected by their teammates.


On offense, Brady serves as an offensive captain for the eighth straight season, having first been elected in 2002. Moss, in his third season with the Patriots after joining the team via trade in April 2007, serves as a Patriots captain for the second straight season.

On defense, Wilfork is a captain for the second straight season, while Mayo serves as a captain for the first time. He joined the Patriots as a first-round pick in 2008 and earned the AP Defensive Rookie of the Year award.

Aiken serves as the Patriots' special teams captain for the first time. A special teams standout, Aiken has accumulated 71 special teams tackles during his six NFL seasons, entering the 2009 season.

SEAU AND THOMAS AMONG ACTIVE SACK LEADERS

Junior Seau (56.5) and Adalius Thomas (53.0) are among six active linebackers with 50 or more sacks. (Joining Joey Porter, DeMarcus Ware, Mike Vrabel and Chike Okefor).



ACTIVE NFL LBs WITH AT LEAST 50.0 SACKS

Player	Years	Sacks
Joey Porter (Pitt/Mia)	1999-09	91.0
DeMarcus Ware (Dallas)	2005-09	62.5
Mike Vrabel (NE/KC)	1997-09	57.0
Junior Seau (SD/MIA/NE)1990-09	56.5	
Adalius Thomas (Bal/NE) 2000-09	53.0	
Chike Okefor (SF/SEA/ARI)	1999-2009	52.0

PIERRE WOODS STAYS ON THE RIGHT PATH

On the field, linebacker Pierre Woods is respected for being one of the grittiest players on the Patriots. Woods emerged from an impoverished area of Cleveland and was steered away from a life of crime by the father of one his closest friends, Ted Ginn, Jr., now a Miami Dolphins wideout. Ted Ginn, Sr. explained to the *Boston Herald* that "it took a lot of conversations he didn't want to have to get him to understand. I had to be that protector for him. I had to be that flashlight so he could see that what I was telling him was true."

Woods credited Ginn, Sr. with having such a powerful impact on his life that when he won the Big Ten Championship at Michigan, he gave the ring to his father figure, Ginn, Sr. "As I grew as a young man, I learned to respect and love the man like a father," Woods said to the *Boston Herald*. As Woods celebrates his fourth season in Foxborough, he takes the opportunity to reflect, especially now as a father of three. "[My son] should never have to go through the things that I went through," he said. "But, I wouldn't want my kids to be blind to the fact that this is what happens in the inner cities in America."

LEADING IN BOTH SACKS AND INT.

Shawn Springs (2004 with Washington) Adalius Thomas (2005 with Baltimore) and Junior Seau (1997 with San Diego) are three of just six players in NFL history to lead their team in both sacks and interceptions in a season.

1997 Junior Seau (San Diego)

2002 Joey Porter (Pittsburgh)

2004 Shawn Springs (Washington)

2005 Adalius Thomas (Baltimore)

2006 Jason Taylor (Miami)

2008 Dewayne White (Detroit)



PATRIOTS NEWS & NOTES


A JUNIOR ACHIEVEMENT: SEAU WINNING STREAK

LB Junior Seau ended a streak of 24 consecutive regular-season victories in games in which he appeared with the loss at Miami (12/6). Seau's 24 wins are tied with DT Maulty Moore of the Miami Dolphins (1972-73) for the longest personal winning streak since the merger. Seau's record stretched from two wins in November of 2006 (he finished the 2006 season on IR), 16 regular-season wins in 2007, the final four games of 2008 and the wins over Tennessee and Tampa Bay in 2009. Seau was active but did not play vs. Miami (11/8), at Indianapolis (11/15) and vs. Jets (11/22) and was inactive at New Orleans (11/30).



FRED TAYLOR AMONG NFL'S BEST

Fred Taylor ranks 15th in NFL history for most rushing yards with career totals of 2,473 carries for 11,472 yards and 64 rushing touchdowns in 144 games. He trails only San Diego's LaDainian Tomlinson (12,371) among active running backs in rushing yards. Taylor ranks among the NFL's all-time best in several categories.



Rushing yards per game (79.7)	13 th
Yards from scrimmage per game (96.2)	15 th
Rushes of 10-plus yards (330)	5 th
Rushes of 50-plus yards (13)	4 th
Yards from scrimmage (13,850)	26 th
Rushing touchdowns (64)	32 nd (t)

TAYLOR REGISTERS 49th CAREER 100-YD GAME

Fred Taylor finished with 105 yards rushing on 21 carries in the win vs. Atlanta (9/27), recording his 49th 100-yard rushing game and his first as a Patriot. Taylor's 49 100-yard rushing games rank ninth in NFL history and second among active players.

MOST 100-YARD RUSHING GAMES/CAREER

1. Emmitt Smith 78	6. Jim Brown 58
2. Walter Payton 77	7. Edgerrin James 57
3. Barry Sanders 76	8. Curtis Martin 57
4. Eric Dickerson 64	9. Fred Taylor 49
5. Jerome Bettis 61	10. Franco Harris 47

TAYLOR'S AVERAGE IS HIGH

Fred Taylor ranks fifth in NFL history with a 4.6 yards per rush average among running backs with at least 10,000 yards. Below is the all-time list:

RK	PLAYER	AVG	RK	Player	AVG
1.	Jim Brown	5.2	4.	Tiki Barber	4.7
2.	Barry Sanders	5.0	5.	Fred Taylor	4.6
3.	O.J. Simpson	4.7			

Among active NFL running backs, Taylor's 4.6-yard average trails only Minnesota's Adrian Peterson (4.9), Atlanta's Michael Turner (4.9) and San Francisco's Frank Gore (4.8) and Jacksonville's Maurice Jones-Drew (4.7).

EVEN STEPHEN

Since joining the Patriots as a fourth-round draft choice in 2006, Stephen Gostkowski has connected on 84.7 percent of his regular-season field goal (100-for-118), achieving the best field goal percentage in Patriots history.

PATRIOTS ALL-TIME LEADERS / FIELD GOAL PCT.

(Minimum 50 Attempts)

Player	Years	FGM	FGA	Pct.
Stephen Gostkowski	2006-09	100	118	.847
Adam Vinatieri	1996-05	263	321	.819



GOSTKOWSKI ON GOOD PACE

Gostkowski is tied for fifth in the NFL with 106 points. He has now scored over 100 points in each of his four NFL seasons (103 in 2006, 137 in 2007 and 148 in 2008). Last season, he had an NFL-best 148 points.

GOSTKOWSKI ON PATRIOTS ALL-TIME LIST

Gostkowski is fourth on the All-Time PAT list and fourth on the All-Time FG list.

NEW ENGLAND PATRIOTS ALL-TIME PAT AND FG LEADERS

ALL-TIME PAT LEADERS			ALL-TIME FG LEADERS		
Player	Years	PAT	Player	Years	FGS
Adam Vinatieri	1996-05	367	Adam Vinatieri	1996-05	263
Gino Cappelletti	1960-70	342	Gino Cappelletti	1960-70	176
John Smith	1974-83	308	John Smith	1974-83	128
Stephen Gostkowski	2006-09	193	S. Gostkowski	2006-09	100
Tony Franklin	1984-87	167	Tony Franklin	1984-87	93

MAYO IS A YOUNG LEADER

Jerod Mayo learned knowledge and discipline are the keys to success while spending afternoons with his three brothers under the supervision of their grandfather, Walter Johnson, a retired Air Force veteran of 30 years. While Mayo's mother worked two jobs, Johnson taught the boys discipline, responsibility and the value of life. Those lessons helped Mayo develop a work ethic and demeanor that has earned him the nickname of "Old Soul" from his teammates.

His leadership skills and talent helped him become only the second Patriot to be named Defensive Rookie of the Year, earning that title in 2008 to join Michael Haynes (1976). A professional off the field as well, Mayo was elected as one of the defensive captains in just his second season.

PATRIOTS FORCE TURNS

The Patriots did not force a turnover against Miami (11/8), breaking a streak of 15 straight games with a turnover. That streak had been the longest streak in the NFL. The Patriots are +6 in 2009, which is seventh in the NFL. The Patriots are +76 since 1997. Below is a turnover table since the 1997 season.

NFL TURNOVER MARGIN SINCE 1997

Rank	Team	Turnover Margin
1.	New England	+76
2.	Kansas City	+68
3.	Jacksonville	+59
4.	Tampa Bay	+44

WILFORK WEARS HEART ON SLEEVE AND NECK

Defensive tackle Vince Wilfork wears No. 75 over his bulky shoulder pads. Underneath hangs a gold chain locket for those who were number one in his heart: his parents. In 2002, parents Vince and Barbara Wilfork both passed away within five months of each other, leaving the then University of Miami star without his greatest support system. His perseverance in the face of despair led him to the NFL, while off the field he became closer with his now strongest supporter, his wife Bianca, who helped him through his losses. While he has many accomplishments on the football field and will always cherish his National Championship and Super Bowl rings, his constant reminder lies closest to his heart, a picture of his late parents at their high school prom.

"I carry them with me wherever I go," Wilfork said of his parents' keepsake. "They're with me. The only regret that I have in life is that my parents are not with me today to see where I am today. But I wouldn't be anywhere today without my wife."

WELKER AND MOSS – PATRIOTIC PAIR

Welker and Moss currently rank No. 2 and No. 6 in the NFL in receiving yards. If both players finish the season at the top, they will become the fifth pair of teammates to accomplish the feat.

TEAM	NO. 1	NO. 2
1933 Pittsburgh Pirates	Paul Moss (283)	Ray Tesser (282)
1962 New York Titans	Art Powell (1130)	Don Maynard (1041)
1967 New York Jets	Don Maynard (1434)	George Sauer (1189)
1980 San Diego Chargers	John Jefferson (1340)	Kellen Winslow (1290)



PATRIOTS NEWS & NOTES

MATT LIGHT AND HIS FOUNDATION

The Light Foundation, a nonprofit founded in 2001 by Matt Light, held its signature fundraising event on, September 29 at Addieville East Farm in Mapleville, RI.

The Matt Light Celebrity Shoot-Out, now in its fifth year, offers participants the opportunity to match their shooting skills against Light, his teammates, and a host of local and national celebrities. Proceeds from the one-of-a-kind event benefit the Light Foundation, a youth-based organization that strives to install honesty, accountability and responsibility in young people through unique outdoor learning experiences that include a character development football camp, a financial literacy program offered at area schools and academic scholarships. In the eight years since the organization was founded, it has raised over \$1.2 million to support these programs.

Light wanted a unique, high-profile charity event that would raise funds and exposure for his foundation, and his love of the outdoors naturally came into play.



PATRIOTS WIN GAME NUMBER 400

The Patriots recorded the franchise's 400th all-time victory, including postseason games, with the 26-10 win over Atlanta (9/27). The 400 victories rank third among the eight original AFL teams, behind Denver and Oakland. The eight original AFL teams, including the Patriots, began play in 1960. The Patriots recorded their milestone 400th victory in their 50th season and in their 777th overall game. Since Robert Kraft purchased the team in 1994, the Patriots have 181 victories, more than any other NFL team during that span.

OVERALL VICTORY TOTAL OF ORIGINAL AFL TEAMS

Team	W	L	T	Pct.
Oakland Raiders	434	351	11	.552
Denver Broncos	411	364	10	.530
New England Patriots	406	372	9	.522
Kansas City Chiefs	392	370	12	.514
San Diego Chargers	382	385	11	.498
Tennessee Titans	383	397	6	.491
Buffalo Bills	367	407	8	.474
New York Jets	346	418	8	.453

2009 INDIVIDUAL RANKINGS

PLAYER	NFL RK	AFC RK
QB TOM BRADY		
Passing Yards (3,830)	3	2
Touchdown Passes (23)	6t	3
QB Rating (95.4)	11	5
WR RANDY MOSS		
Receiving Yards (1,074)	6	5
Receptions (69)	13	9
Touchdown Receptions (9)	4t	1t
WR WES WELKER		
Receiving Yards (1,158)	2	2
Receptions (105)	1	1
Punt Return Yards (13.0 avg.)	4	2
K STEPHEN GOSTKOWSKI		
Field Goals Made (23)	6t	2t
Total Points (106)	5t	2
Touchbacks (19)	5	1

PATRIOTS HAVE SUSTAINED SUCCESS

New England is near the top regular-season victory total for any team in any NFL decade. San Francisco won 113 regular-season games during the 1990s. The Indianapolis Colts (114) broke that mark with a win last Sunday. The New England Patriots (111) are within striking distance of the all-time win mark for a decade held by the Colts.

BRADY WAS THERE FOR "THE CATCH"

In the 2003 AFC Divisional Playoff Game against Tennessee on January 10, 2004, QB Tom Brady threw for 201 yards and one touchdown, leading the Patriots to a narrow 17-14 victory en route to their second Super Bowl. That wasn't the first time Brady had seen a major playoff game come down to the wire on a game played on January 10. A native of the Bay area, Brady was at Candlestick Park for the 1981 NFC Championship game between the 49ers and Cowboys, as a 4-year-old fan, witnessing Dwight Clark's "The Catch" from Joe Montana. According to Gary Myers' book *The Catch*, Brady wept after the play. Said Brady, "Not because I was happy or excited, but because everybody stood up and I couldn't see!" While Brady has been recognized for his stellar credentials, he said Montana, "was and will always be the greatest quarterback ever to play."

LIKE FATHER LIKE SON

WR Matthew Slater spent his college days in Los Angeles at UCLA. The second-year promising young talent was born in 1985, when another Slater in The City of Angels was named to his second of seven Pro Bowls. Matthew's father, Jackie Slater, a Hall of Fame offensive tackle, spent his entire career with the Rams organization in LA. He was voted the NFC Offensive Lineman of the year four times—1983, 1986, 1987, and 1989. Matthew Slater, drafted in 2008, is one of six sons of Hall of Fame members to be drafted in NFL history.

HALL OF FAME FATHERS WITH SONS DRAFTED IN THE NFL

Jackie Slater (class of 2001) – son, Matthew Slater (NE)
 Howie Long (class of 2000) – son, Chris Long (STL)
 Bobby Bell (class of 1983) – son, Bobby Bell (NYJ)
 Tony Dorsett (class of 1994) – son, Anthony Dorsett (HOU)
 Bob Griese (class of 1990) – son, Brian Griese (DEN)
 Kellen Winslow (class of 1995) – son, Kellen Winslow (CLE)

LIKE FATHER LIKE SON, PART 2

CB Shawn Springs has always been a speedster. No doubt, the gift of fast feet was a hereditary gift from his father, Ron Springs, an 8-year NFL running back for the Dallas Cowboys and Tampa Bay Buccaneers. Ron, who tallied over 2,500 rushing and 2,200 receiving yards in his career, became ill in 1990 with Type 2 Diabetes. By 2004, Shawn was a respected NFL veteran, but he was willing to give up his career and offered to donate his kidney to his father, who needed a transplant. Ron declined, saying in a 2005 *Washington Post* article, "I think that was a tremendous gesture, and it just justifies the fact that he's a loving son. But I couldn't have let him do that, because I always prayed and wanted him to be a professional athlete, so I would not have shortened his career by no means necessary."


GUYTON HAS THE WORK ETHIC

Gary Guyton was not drafted into the NFL, but through a solid work ethic was able to make the 53-man roster and earn a starting job in his second year. Taking a peek into his work history shows his work ethic goes beyond the football field. At the end of the season last year, Guyton went back to Georgia Tech and worked as an office assistant at the school's research institute.

"I was an office assistant, right there at the desk," said Guyton, who worked for a small wage at Georgia Tech Research Institute. "Just a regular office assistant. Tech is my school and I enjoyed it."

"He's smart, well prepared," Bill Belichick said. "He understands. He's got a real good understanding of football. Not just his role but where other people have to be. That's what you really want in a defensive signal-caller, someone that understands how it all works."

It's been a long road," Guyton said. "I have come far. I've achieved some things. But I don't look back, just forward."





PATRIOTS NEWS & NOTES

WELKER AVERAGING 105.3 YARDS PER GAME

Wes Welker is averaging 105.3 receiving yards per game, the third highest this decade and the seventh most since the 1970 merger

HIGHEST NFL RECEIVING AVERAGE

Wes Chandler (San Diego)	129.0 in 1982
Jerry Rice (San Francisco)	115.5 in 1995
Isaac Bruce (St. Louis)	111.3 in 1995
Marvin Harrison (Indianapolis)	107.6 in 2002
Torry Holt (St. Louis)	106.0 in 2003
Herman Moore (Detroit)	105.4 in 1995
Wes Welker (New England)	105.3 in 2009
Marvin Harrison (Indianapolis)	103.9 in 1999

FREE AGENTS MAKE AN IMPACT

Sixteen players on the New England 53-man roster entered the NFL as rookie free agents. Two that came to the Patriots as rookie free agents are making an impact on the defense. Mike Wright came to New England as a rookie free agent in 2005. He registered his first career two-sack game, dropping Joe Flacco twice for total losses of 17 yards vs. Baltimore (10-4). He currently has a single-season career high with 4.0 sacks. Gary Guyton came to New England as a rookie free agent in 2007. He is tied for the team lead with 77 total tackles and is on pace to finish the season with 95 tackles. Said Bill Belichick about players coming to the Patriots as a free agents, "I think Mike's similar to some of the other players that would fall into that category. Players like Gary Guyton and guys like that who weren't high picks that came in at a pretty early point — Pierre Woods, [Brian] Hoyer — came in and showed that they belonged, both physically and athletically from a football standpoint, recognizing things, reacting, kind of knowing what to do."

TOUGH AT HOME

The Patriots own an overall record of 58-12 (.829) at Gillette Stadium. Since their state-of-the-art facility opened at the beginning of the 2002 season, the Patriots own the NFL's best record at home. Now in their seventh season at Gillette Stadium, the Patriots have finished three seasons undefeated at home since the stadium opened (2003, 2004 and 2007) and own a perfect 7-0 playoff record at the venue.

BEST HOME RECORDS SINCE 2002

Team	W	L	T	Pct.
New England	58	12	0	.829
Indianapolis	55	14	0	.797
Pittsburgh	48	19	1	.713
Baltimore	46	20	0	.697
Seattle	46	21	0	.687
Denver	43	21	0	.672
Philadelphia	46	23	0	.667
San Diego	44	22	0	.667

TOP QB HOME RECORDS SINCE 1970 MERGER

Player	Team(s)	W	L	T	Pct.
Tom Brady	NE	61	10	0	.859
Terry Bradshaw	PIT	75	14	0	.843
John Elway	DEN	104	25	0	.806
Steve Young	TB/SF	63	19	0	.768

14 PLAYERS IN TOP 5 IN PRO BOWL BALLOTING

The New England Patriots have 14 players in the top five in Pro Bowl votes in their respective positions.

QB Tom Brady	(2 nd in AFC Voting – 506,140)
WR Randy Moss	(3 rd in AFC Voting – 410,452)
C Dan Koppen	(4 th in AFC Voting – 102,012)
T Matt Light	(2 nd in AFC Voting – 124,197)
G Logan Mankins	(5 th in AFC Voting – 84,952)
SS Brandon Meriweather	(3 rd in AFC Voting – 58,322)
FB Sammy Morris	(3 rd in AFC Voting – 63,598)
DT Vince Wilfork	(2 nd in AFC Voting – 168,518)
FS Brandon McGowan	(5 th in AFC Voting – 25,000)
ILB Jerod Mayo	(3 rd in AFC Voting – 79,453)
KR Wes Welker	(4 th in AFC Voting – 58,645)
K Stephen Gostkowski	(2 nd in AFC Voting – 75,744)
P Chris Hanson	(5 th in AFC Voting – 42,233)
SPT Sam Aiken	(5 th in AFC Voting – 41,308)

TOP TELEVISION RATINGS

The Patriots game against the Saints earned a 15.0 rating, representing an average of 14,872,000 households, making it **the second most-watched cable telecast of all time among both households and viewers**, as well as **ESPN's second-highest rating** in the network's 30-year history. The Patriots-Saints game finished just shy of ESPN's October 5 (GB at MIN), which set the all-time cable records with a 15.3 rating.

PATRIOTS 2009 RATINGS IN BOSTON TV MARKET

Date	Opp.	Net.	Boston TV	HH Rat.	HH Share
09/14	BUF	ESPN	WCVB	35.1*	54*
09/20	NYJ	CBS	WBZ	24.6	59
09/27	ATL	FOX	WFXT	26.82	55
10/04	BAL	CBS	WBZ	28.15	62
10/11	DEN	CBS	WBZ	29.73	57
10/18	TEN	CBS	WBZ	34.4	58
10/25	TB	CBS	WBZ	25.3	59
11/08	MIA	CBS	WBZ	28.8	68
11/15	INDY	NBC	WHDH	34.4	55
11/22	NYJ	CBS	WBZ	34.73	59
11/30	NO	ESPN	WCVB	35.0	52
12/6	MIA	CBS	WBZ	28.2	57
12/13	CAR	FOX	WFXT	27.83	57
Avg.:				30.23	57.8

NFL'S BEST ROAD WARRIORS THIS DECADE

Since the start of the 2000 season, the Patriots have the third best road record with a 50-28 record, behind Ind.' 54-24 and Phila. 51-27-1 record, despite a 1-5 road record in 2009.

TEAM RECORD

Indianapolis	54-24
Philadelphia	51-27-1
New England	50-28

STEPHEN NEAL TAKES A DIFFERENT ROUTE

Guard Stephen Neal knows how to use his 6-4, 305-pound frame. He has used it to gain leverage and overpower defensive linemen since 2001. The three-time Super Bowl Champion arrived in Foxborough with two NCAA titles of his own, except the only padding he saw was on the matted floors.

A championship wrestler at Cal-State Bakersfield, he compiled a 151-10 record, winning titles his junior and senior year, including a title win over NCAA wrestling and UFC heavyweight champion Brock Lesnar. In 1999, Neal won the Dan Hodge Award, known as the Heisman Trophy of wrestling.

Neal is one of only two active NFL players that did not play football in college before turning pro. The other is San Diego Chargers tight end Antonio Gates, a basketball star at Kent State. Gates led the Golden Flashes to the Elite Eight in 2002, averaging 21 points in his senior season.

MERIWEATHER MAKES BIG PLAYS ON BIG STAGE

Safety Brandon Meriweather prides himself on preparing for every game and every situation – in any location.

At Wembley Stadium in London against Tampa Bay, Meriweather showed that not even a different time zone could throw off his timing, picking off the Buccaneers twice in the first six minutes of the game and returning one for a 39-yard touchdown. His two picks were enough to earn him AFC Defensive Player of the Week honors. To Head Coach Bill Belichick though, Meriweather has been contributing weekly, whether or not the statistics reflect his performance.

"Brandon's had a real good year for us," said Belichick. "From the beginning of training camp he's really been a leader for us back in the secondary, making calls, making adjustments, sometimes taking harder responsibilities with the safeties. He makes plays that don't show up on the stat sheet."

As for Meriweather, living up to an expectation of a repeat performance is a challenge he welcomes. "My level of expectation is already through the roof," Meriweather said. "I expect myself to be great every day. Not good here, good there, great here, great there - I expect to be great every day."



PATRIOTS 50TH ANNIVERSARY

50TH ANNIVERSARY

The Patriots are celebrating their 50th anniversary season in 2009 through a series of acknowledgements and dedications. The 50th season logo will appear throughout the 2009 season in Gillette Stadium, on Patriots.com, on items in the ProShop and in Patriots publications. For the Patriots and their fans, this season is one to celebrate a franchise that has grown from humble beginnings to become the winningest franchise in the NFL over the last 15 seasons.



ALL-TIME LISTS

Over the course of the year, the Patriots are unveiling a series of 20 "Top 10 All-Time" lists for fans to discuss and debate on Patriots All-Access and Patriots.com. Fans have the opportunity to vote for Top 10s in each of the 20 categories at Patriots.com. Fans can also rank the Top 50 Moments in Franchise History, and the Top 10 Moments, as chosen by the fans, will be unveiled over the course of the season.

ALL-TIME TEAM

In recognition of the 50th anniversary, the Patriots' Hall of Fame nominating committee has selected an All-Time Team recognizing the greatest players at each position to play for the Patriots over 50 years. The Patriots' All-Time Team was recognized in the Patriots' home-opener against Buffalo on Sept. 14.



ALL-TIME HEAD COACH AND HONORARY CAPTS.

Bill Belichick – Head Coach
Gino Cappelletti - Honorary Offensive Captain
Tedy Bruschi – Honorary Defensive Captain

ALL-TIME OFFENSE

Bruce Armstrong – T	Stanley Morgan - WR
Matt Light – T	Troy Brown – WR
John Hannah - G	Irving Fryar – WR
Logan Mankins – G	Tom Brady – QB
Jon Morris – C	Jim Nance – RB
Ben Coates – TE	Sam Cunningham – RB

ALL-TIME DEFENSE


Julius Adams – DE	Steve Nelson - ILB
Richard Seymour – DE	Nick Buoniconti - ILB
Houston Antwine – DT	Mike Haynes – CB
Vince Wilfork – DT	Ty Law - CB
Andre Tippett – OLB	Fred Marion - S
Mike Vrabel – OLB	Rodney Harrison - S

ALL-TIME SPECIALISTS

Adam Vinatieri – PK	Rich Camarillo – P
Kevin Faulk – Returner	Mosi Tatupu – SpT

AFL LEGACY GAMES

This season marks the 50th anniversary for the American Football League (AFL), of which the Patriots were an original member. The Boston Patriots, who hosted the AFL's first regular season game on Sept. 9, 1960 at Boston University Field, were featured in the NFL's first "AFL Legacy Game" on the opening weekend of the 2009 season on Sept. 14, 2009, when the Patriots hosted the Buffalo Bills at Gillette Stadium on Monday Night Football. It was the first of four "AFL Legacy Games" in which the Patriots will appear this season (at Den, vs. Ten and at Mia). The Patriots will wear red and white "throwback" uniforms in those games, replicating the uniforms worn by the 1963 team that claimed the franchise's first division title and competed in the franchise's first league championship game. Patriots coaches will also wear apparel featuring the Pat Patriot logo.



that claimed the franchise's first division title and competed in the franchise's first league championship game. Patriots coaches will also wear apparel featuring the Pat Patriot logo.

GAMEDAY PROGRAM DESIGN

The original "Pat Patriot" was born in 1960 when newspaper cartoonist Phil Bissell was assigned to sketch a reaction upon the announcement that Boston's American Football League team would be called the Patriots. From his original "Pat" cartoon, Bissell became forever linked with the franchise that wore a copy based off of his original figure on its helmets from 1961 to 1992. Bissell, a resident of Rockport, Mass., also contributed stylized "Pat Patriot" cartoons to the covers of over 50 Patriots game programs throughout the team's AFL seasons from 1960-69. In recognition of the Patriots 50th anniversary, Bissell has been commissioned to create the covers of this season's *Patriots GameDay* magazines in the same style of those early covers.



50TH ANNIVERSARY AFL EXHIBIT

The Hall at Patriot Place presented by Raytheon is a monument to 50 years of Patriots history. In recognition of both the Patriots' 50th anniversary and the 50th anniversary of the AFL, The Hall is featuring a special exhibit throughout the 2009 season of game-worn jerseys, helmets and other memorabilia from the AFL era. "The AFL Turns 50" is the most extensive collection of AFL memorabilia viewable anywhere. For more information visit the thehallatpatriotplace.com or call 508-698-4800.



2009 OFFENSIVE STATISTICS

WON 8, LOST 5

09/14 W 25-24	Buffalo	68,756
09/20 L 9-16	at New York Jets	78,312
09/27 W 26-10	Atlanta	68,756
10/04 W 27-21	Baltimore	68,756
10/11 L 17-20 OT	at Denver	76,011
10/18 W 59- 0	Tennessee	68,756
10/25 W 35- 7	at Tampa Bay	84,254
11/08 W 27-17	Miami	68,756
11/15 L 34-35	at Indianapolis	67,476
11/22 W 31-14	New York Jets	68,756
11/30 L 17-38	at New Orleans	70,768
12/06 L 21-22	at Miami	70,102
12/13 W 20-10	Carolina	68,756
12/20	at Buffalo	
12/27	Jacksonville	
01/03	at Houston	

N.E. Opp.

TOTAL FIRST DOWNS	307	228
Rushing	90	58
Passing	187	158
Penalty	30	12
3rd Down: Made/Att	75/174	63/164
3rd Down Pct.	43.1	38.4
4th Down: Made/Att	9/18	7/15
4th Down Pct.	50.0	46.7
POSSESSION AVG.	33:48	26:12
TOTAL NET YARDS	5352	4168
Avg. Per Game	411.7	320.6
Total Plays	898	766
Avg. Per Play	6.0	5.4
NET YARDS RUSHING	1541	1421
Avg. Per Game	118.5	109.3
Total Rushes	377	323
NET YARDS PASSING	3811	2747
Avg. Per Game	293.2	211.3
Sacked/Yards Lost	16/90	22/172
Gross Yards	3901	2919
Att./Completions	505/331	421/239
Completion Pct.	65.5	56.8
Had Intercepted	11	14
PUNTS/AVERAGE	48/39.6	68/41.8
NET PUNTING AVG.	48/34.8	68/35.2
PENALTIES/YARDS	69/626	74/616
FUMBLES/BALL LOST	15/7	22/10
TOUCHDOWNS	40	28
Rushing	15	3
Passing	23	22
Returns	2	3

* SCORE BY PERIODS	Q1	Q2	Q3	Q4	OT	PTS
TEAM	85	142	60	61	0	348
OPPONENTS	37	83	53	58	3	234

* SCORING	TD-Ru-Pa-Rt	K-PAT	FG	S	PTS
Gostkowski	0 0 0 0	37/37	23/28	0	106
Moss	9 0 9 0			0	56
Maroney	8 8 0 0			0	48
Watson	5 0 5 0			0	30
Welker	4 0 4 0			0	24
Faulk	3 2 1 0			0	18
Aiken	2 0 2 0			0	12
F. Taylor	2 2 0 0			0	12
Baker	1 0 1 0			0	6
Bodden	1 0 0 1			0	6
Brady	1 1 0 0			0	6
Edelman	1 0 1 0			0	6
Hoyer	1 1 0 0			0	6
Meriweather	1 0 0 1			0	6
Morris	1 1 0 0			0	6
TEAM	40 15 23	2 37/37	23/28	0	348
OPPONENTS	28 3 22	3 27/27	13/16	0	234

2-Pt. Conversions: Moss, TEAM 1-3, OPPONENTS 0-1

SACKS: Banta-Cain 5.5, Wright 4, D. Burgess 3, A. Thomas 3, Chung 2, Mayo 1.5, Green 1, Ninkovich 1, Warren 1, TEAM 22, OPPONENTS 16

FUM/LOST: Brady 4/2, Maroney 3/3, Morris 2/1, Moss 2/1, Welker 2/0, Edelman 1/0, Faulk 1/0

* PASSING	Att	Cmp	Yds	Cmp%	Yds/Att	TD	TD%	Int	Int%	Long	Sack/Lost	Rating
Brady	490	320	3830	65.3	7.82	23	4.7	11	2.2	81t	15/ 82	95.4
Hoyer	15	11	71	73.3	4.73	0	0.0	0	0.0	16	1/ 8	82.9
TEAM	505	331	3901	65.5	7.72	23	4.6	11	2.2	81t	16/ 90	95.0
OPPONENTS	421	239	2919	56.8	6.93	22	5.2	14	3.3	75t	22/ 172	81.8

* RUSHING	No.	Yds	Avg	Long	TD
Maroney	166	654	3.9	45t	8
Faulk	55	287	5.2	29	2
Morris	50	202	4.0	19	1
F. Taylor	45	201	4.5	19	2
Green-Ellis	22	92	4.2	29	0
Brady	23	43	1.9	9	1
Welker	4	31	7.8	11	0
Hoyer	9	15	1.7	20	1
Tate	1	11	11.0	11	0
Edelman	2	5	2.5	5	0
TEAM	377	1541	4.1	45t	15
OPPONENTS	323	1421	4.4	50	3

* RECEIVING	No.	Yds	Avg	Long	TD
Welker	105	1158	11.0	58	4
Moss	69	1074	15.6	71t	9
Faulk	36	298	8.3	38t	1
Edelman	26	228	8.8	29	1
Watson	25	358	14.3	36	5
Aiken	17	310	18.2	81t	2
Morris	14	162	11.6	35	0
Maroney	14	99	7.1	17	0
Baker	11	97	8.8	36t	1
Galloway	7	67	9.6	19	0
Stanback	3	22	7.3	9	0
F. Taylor	2	17	8.5	13	0
Green-Ellis	2	11	5.5	6	0
TEAM	331	3901	11.8	81t	23
OPPONENTS	239	2919	12.2	75t	22

* INTERCEPTIONS	No.	Yds	Avg	Long	TD
Bodden	5	60	12.0	53t	1
Meriweather	4	93	23.3	39t	1
Butler	2	0	0.0	0	0
Wilhite	1	17	17.0	17	0
Chung	1	2	2.0	2	0
Moss	1	0	0.0	0	0
TEAM	14	172	12.3	53t	2
OPPONENTS	11	131	11.9	38	1

* PUNTING	No.	Yds	Avg	Net	TB	In	Lg	B
Hanson	47	1901	40.4	34.8	5	15	56	1
TEAM	48	1901	39.6	34.8	5	15	56	1
OPPONENTS	68	2842	41.8	35.2	2	18	64	0

* PUNT RETURNS	Ret	FC	Yds	Avg	Long	TD
Welker	24	15	312	13.0	69	0
Edelman	6	0	63	10.5	35	0
Faulk	5	2	31	6.2	15	0
TEAM	35	17	406	11.6	69	0
OPPONENTS	15	15	129	8.6	16	0

* KICKOFF RETURNS	No.	Yds	Avg	Long	TD
Maroney	12	259	21.6	52	0
Edelman	10	225	22.5	32	0
Slater	8	200	25.0	31	0
Faulk	6	144	24.0	32	0
Tate	4	106	26.5	34	0
Butler	2	34	17.0	20	0
Connolly	1	16	16.0	16	0
Welker	1	27	27.0	27	0
TEAM	44	1011	23.0	52	0
OPPONENTS	56	1337	23.9	51	0

* FIELD GOALS	1-19	20-29	30-39	40-49	50+
Gostkowski	0/ 0	7/ 7	11/12	4/ 7	1/2
TEAM	0/ 0	7/ 7	11/12	4/ 7	1/2
OPPONENTS	0/ 0	5/ 5	4/ 5	3/ 4	1/2
Gostkowski: (41N,20G,28G) (45G,25G,29G) (21G,33G,22G,33G) (32G,33G) (53G,40N) (39N,33G) () (30G,38G,34G,40G) (31G,36G) (26G,40N) (36G,50N) () (48G,47G)					
OPPONENTS: (40G) (33G,24G,39G) (26G) () (48N,24G,41G) () () (52G) () () (30G,37N) (29G,24G,41G) (53N,36G)					



2009 DEFENSIVE STATISTICS

Tackle Statistics based on Coaches Film Review

PLAYER Name	TACKLES			SACKS			INTERCEPTIONS				FUMBLES				SP. TEAMS				
	TT	UT	A	S/	Yds	QH	Int/	Yds	TD	PD	FF	FR/	Yds	TD	TT	UT	A	FF	FR
Jerod Mayo	80	54	26	1.5	14.5	3	0	0	0	0	1	0	0	0	0	0	0	0	0
Gary Guyton	77	43	34	0.0	0.0	5	0	0	0	4	0	0	0	0	0	0	0	0	0
Brandon Meriweather	67	39	28	0.0	0.0	0	4	93	1	8	1	0	0	0	5	3	2	0	0
Vince Wilfork	65	39	26	0.0	0.0	0	0	0	0	2	1	0	0	0	0	0	0	0	1
Brandon McGowan	60	41	19	0.0	0.0	3	0	0	0	5	3	1	0	0	12	9	3	0	0
Ty Warren	57	37	20	1.0	9.0	4	0	0	0	1	0	0	0	0	0	0	0	0	0
Leigh Bodden	48	38	10	0.0	0.0	0	5	60	1	15	0	1	0	0	0	0	0	0	0
Tully Banta-Cain	46	34	12	5.5	39.5	10	0	0	0	1	1	0	0	0	0	0	0	0	0
Jarvis Green	38	22	16	1.0	8.0	3	0	0	0	0	0	0	0	0	0	0	0	0	0
Mike Wright	34	16	18	4.0	41.0	6	0	0	0	2	1	1	0	0	0	0	0	0	0
Shawn Springs	31	27	4	0.0	0.0	0	0	0	0	2	0	0	0	0	0	0	0	0	0
Jonathan Wilhite	29	23	6	0.0	0.0	0	1	17	0	4	0	1	0	0	4	2	2	0	0
Darius Butler	29	26	3	0.0	0.0	0	2	0	0	7	0	0	0	0	0	0	0	0	0
Adalius Thomas	27	18	9	3.0	25.0	6	0	0	0	2	0	0	0	0	0	0	0	0	0
Pat Chung	26	19	7	2.0	13.0	2	1	2	0	1	0	0	0	0	9	4	5	0	0
Derrick Burgess	21	11	10	3.0	19.0	5	0	0	0	0	2	1	0	0	0	0	0	0	0
James Sanders	21	15	6	0.0	0.0	0	0	0	0	1	0	1	0	0	3	2	1	0	0
Myron Pryor	20	11	9	0.0	0.0	2	0	0	0	0	1	0	0	0	0	0	0	0	0
Pierre Woods	16	9	7	0.0	0.0	0	0	0	0	0	0	0	0	0	16	11	5	0	0
Junior Seau	9	4	5	0.0	0.0	0	0	0	0	0	0	1	0	0	0	0	0	0	0
Rob Ninkovich	7	3	4	1.0	3.0	2	0	0	0	1	0	0	0	0	7	7	0	0	0
Titus Adams	3	0	3	0.0	0.0	0	0	0	0	0	0	0	0	0	0	0	0	0	0
Terrence Wheatley	2	2	0	0.0	0.0	0	0	0	0	0	0	0	0	0	3	1	2	0	0
Bret Lockett	2	1	1	0.0	0.0	0	0	0	0	0	0	0	0	0	5	3	2	0	0
Ron Brace	2	1	1	0.0	0.0	0	0	0	0	0	0	0	0	0	0	0	0	0	0
Eric Alexander	0	0	0	0.0	0.0	0	0	0	0	0	0	0	0	0	11	4	7	1	0
Sam Aiken	0	0	0	0.0	0.0	0	0	0	0	0	0	0	0	0	9	6	3	1	0
Stephen Gostkowski	0	0	0	0.0	0.0	0	0	0	0	0	0	0	0	0	4	3	1	0	1
Jake Ingram	0	0	0	0.0	0.0	0	0	0	0	0	0	0	0	0	2	1	1	0	0
BenJarvus Green-Ellis	0	0	0	0.0	0.0	0	0	0	0	0	0	0	0	0	5	2	3	0	0
Matthew Slater	0	0	0	0.0	0.0	0	0	0	0	0	0	0	0	0	6	5	1	0	0
Kyle Arrington	0	0	0	0.0	0.0	0	0	0	0	0	0	0	0	0	10	8	2	0	0
Randy Moss	0	0	0	0.0	0.0	0	1	0	0	1	0	0	0	0	0	0	0	0	0
TOTALS	817	533	284	22.0	172.0	51	14	172	2	57	11	7	0	0	111	71	40	1	1

FUMBLES - LOST (15-7)				
	No.	Lost	Own Rec	O.B.
Tom Brady	4	2	0	0
Kevin Faulk	1	0	0	0
Leigh Bodden	0	0	1	0
Sammy Morris	2	1	0	0
Nick Kaczur	0	0	1	0
Wes Welker	2	0	1	0
Laurence Maroney	3	3	0	0
Julian Edelman	1	0	1	0
Mark LeVoi	0	0	1	0
Benjamin Watson	0	0	1	0
Dan Koppen	0	0	1	0
Randy Moss	2	1	1	0
TOTALS	15	7	8	0

MISC. OFFENSIVE STATS				
	Tkl	Ast	FF	FR
Randy Moss	3	0	0	1
Logan Mankins	1	0	0	0
Ben Watson	1	0	0	0
Dan Koppen	2	0	0	1
Kevin Faulk	1	0	0	0
Wes Welker	2	0	0	1
Laurence Maroney	1	0	1	0
TOTALS	11	0	1	3

KEY	
TT-Total Tackles	Int/Yds-Interceptions/Yards Returned
UT-Unassisted Tackles	PD-Passes Defensed
A-Assisted Tackles	FF-Forced Fumbles
S/YL-Sacks/Yards Lost	FR/Yds-Fumble Recoveries/Yards Returned
QH-Quarterback Hits	

BLOCKED KICKS		
	XP	FG
TOTALS		



PATRIOTS FOOTBALL NETWORK

The **Patriots Football Network** (PFN) is the full portfolio of media offerings from the three-time Super Bowl Champion New England Patriots. PFN provides Patriots content produced both in-house and with media partners spanning print, television, radio and the Internet.

PATRIOTS ALL ACCESS

Emmy-Award winning Patriots All Access airs weekly throughout the season on WBZ, Channel 4 in Boston and regional affiliates. Patriots All Access features exclusive, behind-the-scenes access and in-depth weekly features on Patriots players and personnel. Hosted by WBZ's Steve Burton, the show features weekly sit-downs with Coach Bill Belichick, including the popular "Belestrator" segment where the coach breaks down upcoming opponents.



Saturdays at 7:00 p.m. and Sundays at 10:00 a.m. on **WBZ-TV Channel 4 in Boston**
 Sundays at 10:00 a.m. on **WNAC-TV in Providence**; Saturdays at 12:05 a.m. on **WMUR-TV in Manchester, N.H.**
 Saturdays at 5:00 a.m. on **WMTW-TV in Portland, Maine**; Saturdays at 5:00 p.m. on **WCTX-TV in Hartford, Conn.**
 Saturdays at 7:00 p.m. on **WFXQ-TV in Springfield, Mass.**; Sundays at 11:00 a.m. on **WVII-TV in Bangor, Maine**

TOTALLY PATRIOTS



Totally Patriots, a youth-oriented football show, airs each Sunday morning at 10 a.m. on WSBK, Channel 38 in Boston. Each week, Totally Patriots allows the next generation of Patriots fans unprecedented access to their favorite players, enabling them to ask questions in a relaxed, informal setting. The program also includes the opportunity to win college scholarships by writing weekly essays on the Patriots.

PATRIOTS TODAY AND PATRIOTS THIS WEEK

PATRIOTS TODAY: Available daily at Patriots.com and on Verizon Fios on Demand

PATRIOTS THIS WEEK: Saturdays at 10:00 p.m. on WSBK Channel 38 *Patriots Today* gives fans a daily, in-depth look at the club that is unmatched by any other outlet. The show is hosted by Kristina Akra with daily reports from Brian Lowe and twice-weekly analysis from PFW's Paul Perillo. This daily Webcast is dedicated exclusively to the Patriots and provides daily features, reports and commentary that will satisfy every fan's daily Patriots fix. Every Saturday night during the season on Channel 38, Kristina Akra will bring you *Patriots This Week*, providing a thorough recap of each week's developments.

PATRIOTS.COM NEWS

Patriots.com features daily updates and exclusive content from the writers of *Patriots Football Weekly*, offering everything from breaking news to player features and the popular "Ask PFW" postings.

VIDEO

The first professional sports team website to offer streaming video provides Patriots fans with a variety of exclusive video content. Visitors can choose their channel and watch exclusive video from news to cheerleaders. Patriots.com also features video of every Patriots press conference, including postgame press conferences and Coach Belichick's weekday media updates.

AUDIO

Patriots Web Radio programming is available exclusively on Patriots.com 24 hours a day, seven-days a week Monday. Kicking off the programming lineup is PFW In Progress, a daily online program that features candid commentary from the writers of *Patriots Football Weekly*. Following PFW In Progress is Patriots Playbook, hosted by John Rooke, featuring items from around the NFL. Stay tuned for the debut of new shows during the 2009 season. Patriots.com also offers streaming audio of every Patriots press conference, as well as archives of Patriots.com Radio shows. Patriots.com provides podcasts of Patriots.com radio offerings as well as exclusive content.

PATRIOTS MONDAY ON WEEI

WEEI Sports Radio broadcasts Patriots Monday each week, offering fans unique insight and analysis from Coach Belichick and Tom Brady in addition to other Patriots players. WEEI will broadcast Patriots Monday live from Gillette Stadium each Monday, kicking off with Dennis & Callahan at 6:00 a.m.

PATRIOTS FRIDAY ON WEEI

WEEI Sports Radio broadcasts Patriots Friday each week, offering fans a look ahead at the weekend's game, match ups and rivalries. Various Patriots players will be featured on air. WEEI will broadcast Patriots Fridays each week throughout the season, kicking off with Dennis & Callahan at 6:00 a.m., followed by Dale & Holley at 10:00 a.m. and The Big Show with Glenn Ordway from 2:00 to 6:00 p.m.

98.5 THE SPORTS HUB PATRIOTS RADIO NETWORK

A new era in Patriots Radio history begins this season, with the move of the game broadcasts to 98.5 FM, Boston's Sports Hub. The transition to Boston's new all-sports radio station insures that Patriots fans will continue to hear every kick, block and tackle in stereo, and without static, in crystal-clear FM quality. Fans all over New England will be able to listen in to any of 36 stations on the Safety Insurance 98.5 The Sports Hub Patriots Radio Network, starting with Patriots Preview three hours before kickoff, and capped off with Patriots Postgame for three hours after the final gun.



FLAGSHIP STATION

98.5 FM Boston's Sports Hub

MASSACHUSETTS

WAQY	Springfield	102.1 FM
WBEC	Pittsfield	1420 AM
WPKZ	Fitchburg	1280 AM
WNAW	N. Adams	1230 AM
WBSM	New Bedford	1420 AM
WPVQ	Greenfield	95.3 FM
WSAR	Fall River	1480 AM
WSBS	Gt. Barrington	860 AM
WWFX	Worcester	100.1 FM
WXTK	Hyannis	95.1 FM

MAINE

WEBB	Augusta	98.5 FM
WWMJ	Bangor	95.7 FM
WBLM	Portland	102.9 FM
WEGP	Presque Isle	1390 AM

CONNECTICUT

WCCC	Hartford	106.9 FM
WXLN	New London	104.7 FM
WINY	Putnam	1350 AM
WGCH	Greenwich	1490 AM

NEW HAMPSHIRE

WTPL	Concord	107.7 FM
WSAK	Hampton	102.1 FM
WLKZ	Laconia	104.9 FM
WKNE	Keene	99.1 FM
WSHK	Portsmouth	105.3 FM
WSMN	Nashua	1590 AM
WPKQ	N. Conway	103.7 FM
WGAM	Manchester	1250 AM

RHODE ISLAND

WPRO	Providence	630 AM
WEAN	Providence	99.7 FM

VERMONT

WBTN	Bennington	1370 AM
WORK	Barre	107.1 FM
WKVT	Brattleboro	92.7 FM
WEAV	Burlington	960 AM
WIKE	Newport	1490 AM
WEXP	Rutland	101.5 FM
WSTJ	St Johnsbury	1340 AM
WMXR	Woodstock	93.9 FM