



NEW ENGLAND PATRIOTS

PRESS RELEASE

GILLETTE STADIUM ★ ONE PATRIOT PLACE ★ FOXBOROUGH, MA 02035 ★ 508.384.4203
FAX: 508.543.9053 ★ WWW.PATRIOTS.COM ★ HTTP://MEDIA.PATRIOTS.COM

PATRIOTS CLOSE REGULAR SEASON AGAINST TEXANS

MEDIA SCHEDULE

WEDNESDAY, DECEMBER 30

10:50 -11:10 a.m. Bill Belichick Press Conference
11:10 -11:55 a.m. Open Locker Room
11:10-11:20 p.m. Tom Brady Availability
1:05 p.m. Practice Availability
TBA Houston Conf. Calls

THURSDAY, DECEMBER 31

11:10 -11:55 p.m. Open Locker Room
Approx. 1:00 p.m. Practice Availability

FRIDAY, JANUARY 1

11:30 a.m. Practice Availability
1:15 -2:00 p.m. Open Locker Room
2:00-2:15 p.m. Bill Belichick Press Conference

2009 PATRIOTS SCHEDULE

REGULAR SEASON (10-5)

| | | | |
|-------------------|--------------|------|-------|
| Mon., Sept. 14 | Buffalo | W | 25-24 |
| Sun., Sept. 20 at | N.Y. Jets | L | 9-16 |
| Sun., Sept. 27 | Atlanta | W | 26-10 |
| Sun., Oct. 4 | Baltimore | W | 27-21 |
| Sun., Oct. 11 at | Denver | L ot | 17-20 |
| Sun., Oct. 18 | Tennessee | W | 59-0 |
| Sun., Oct. 25 # | Tampa Bay | W | 35-7 |
| Sun., Nov. 1 | BYE WEEK | | |
| Sun., Nov. 8 | Miami | W | 27-17 |
| Sun., Nov. 15 at | Indianapolis | L | 34-35 |
| Sun., Nov. 22 | N.Y. Jets | W | 31-14 |
| Mon., Nov. 30 at | New Orleans | L | 17-38 |
| Sun., Dec. 6 at | Miami | L | 21-22 |
| Sun., Dec. 13 | Carolina | W | 20-10 |
| Sun., Dec. 20 at | Buffalo | W | 17-10 |
| Sun., Dec. 27 | Jacksonville | W | 35-7 |
| Sun., Jan. 3 at | Houston | 1:00 | CBS* |

#Wembley Stadium, London, England *Eligible to be flexed

AFC STANDINGS

| AFC East | W | L | T | Pct. | PF | PA |
|----------------|----|----|---|------|-----|-----|
| @PATRIOTS | 10 | 5 | 0 | .667 | 400 | 251 |
| New York Jets | 8 | 7 | 0 | .533 | 311 | 236 |
| Miami Dolphins | 7 | 8 | 0 | .467 | 336 | 360 |
| Buffalo Bills | 5 | 10 | 0 | .333 | 228 | 319 |

| AFC North | W | L | T | Pct. | PF | PA |
|---------------------|----|----|---|------|-----|-----|
| @Cincinnati Bengals | 10 | 5 | 0 | .667 | 305 | 254 |
| Baltimore Ravens | 8 | 7 | 0 | .533 | 370 | 248 |
| Pittsburgh Steelers | 8 | 7 | 0 | .533 | 338 | 300 |
| Cleveland Browns | 4 | 11 | 0 | .267 | 222 | 358 |

| AFC South | W | L | T | Pct. | PF | PA |
|----------------------|----|---|---|------|-----|-----|
| *Indianapolis Colts | 14 | 1 | 0 | .933 | 409 | 277 |
| Houston Texans | 8 | 7 | 0 | .533 | 354 | 306 |
| Jacksonville Jaguars | 7 | 8 | 0 | .467 | 273 | 357 |
| Tennessee Titans | 7 | 8 | 0 | .467 | 337 | 389 |

| AFC West | W | L | T | Pct. | PF | PA |
|---------------------|----|----|---|------|-----|-----|
| @San Diego Chargers | 12 | 3 | 0 | .800 | 431 | 300 |
| Denver Broncos | 8 | 7 | 0 | .533 | 302 | 280 |
| Oakland Raiders | 5 | 10 | 0 | .333 | 184 | 358 |
| Kansas City Chiefs | 3 | 12 | 0 | .200 | 250 | 400 |

*Clinched Division and Homefield Advantage

@Clinched Division Title

NEW ENGLAND PATRIOTS (10-5) at HOUSTON TEXANS (8-7)

Sunday, Jan. 3, 2010 ★ Reliant Stadium (71,054) ★ 1:00 p.m. EDT

The 2009 AFC East Champion New England Patriots will close out their regular-season schedule when they travel to Houston to face the Texans. New England clinched its ninth AFC East Divisional Championship since 1994 and its 12th overall division championship with a 35-7 win over Jacksonville last week. It is also the Patriots' seventh division title this decade.

NEW ENGLAND PATRIOTS ★ 2009 AFC EAST CHAMPIONS

The Patriots won the AFC East Championship with the victory over Jacksonville last Sunday. New England has now qualified for the playoffs 17 times in its 50-year history. The Patriots have earned 11 playoff berths in the 16 seasons since Robert Kraft purchased the team in 1994, a dramatic contrast to the six total playoff berths that the team earned in its first 34 years of existence. New England has won 12 division crowns and has qualified as a Wild Card team on four occasions (1998, 1994, 1985 and 1976). The Patriots also qualified for the playoffs in 1982 as part of a 16-team tournament following a players' strike.

PLAYOFF POSSIBILITIES

New England will host a playoff game during the weekend of Jan. 9-10. While Indianapolis has clinched home-field advantage throughout the playoffs and San Diego has clinched a first-round bye, Cincinnati and the Patriots will face one of the seven teams that are still alive in the AFC wild card race (Denver, NY Jets, Baltimore, Houston, Pittsburgh, Miami or Jacksonville). If the Patriots defeat the Texans on Sunday and the Cincinnati Bengals lose on the road to the New York Jets, New England will claim the third seed in the AFC playoffs and will host the AFC's sixth seed in the first round. If the Patriots and Bengals are tied, then the tie breaker will come down to strength of victory to determine the third seed.

ANNUAL ACHIEVEMENTS

The Patriots are the only team in the NFL to have recorded nine or more wins in each of the last nine seasons. The Patriots won their 10th game of the season last Sunday against Jacksonville and have now won 10 or more games eight times in the last nine seasons.

MOST SEASONS OF 9+ WINS SINCE 2001

| | |
|-------------------|---|
| New England..... | 9 |
| Indianapolis..... | 8 |
| Philadelphia..... | 7 |

BROADCAST INFORMATION

TELEVISION: This week's game will be broadcast to a regional audience by CBS and can be seen in Boston on **WBZ-TV Channel 4**. Kevin Harlan will handle play-by-play duties with **Solomon Wilcotts** providing color.

RADIO: 98.5 FM, The Sports Hub, is the flagship station for the **Patriots Radio Network**. A complete listing of the network's 36 stations can be found in this press release. Play-by-play broadcaster **Gil Santos** is in his 33rd season as the voice of the Patriots and will call the action along with Patriots Hall of Famer **Gino Cappelletti**. Santos and Cappelletti are celebrating their 26th season as a tandem.

PATRIOTS MEDIA WEBSITE

The Patriots' media-only website, located at <http://media.patriots.com>, will be updated for registered users throughout the postseason with all the latest media information. The media site also serves as the team's primary credentialing system. Media planning on attending the first-round playoff game are encouraged to request playoff credentials online on or before 6 p.m. on Monday Jan. 4, 2010

MEDIA CONTACTS

PATRIOTS MEDIA RELATIONS OFFICE: 508-384-4203

Stacey James.....Vice President of Media Relations...staceyj@patriots.com..... 508-384-9105
Aaron Salkin.....Asst. Director of Media Relations...aarons@patriots.com..... 508-326-6870
Scott Barboza.....Media Relations Assistant.....scottb@patriots.com..... 508-384-9195
Christy Berkery.....Media Relations Assistant.....christyb@patriots.com..... 508-549-0518
Tara Bertrand.....Administrative Assistant.....tarab@patriots.com..... 508-384-4311
Jeff Cournoyer.....Dir. of Corporate Communications...jeffco@patriots.com..... 508-549-0492



PATRIOTS VS. TEXANS

SERIES HISTORY

The Patriots and Texans will meet for the third time since Houston entered the NFL in 2002. The Patriots are 2-0 against the Texans. This week's game will mark New England's second trip to Houston to face the Texans.

The teams met in Houston on the Sunday before Thanksgiving in 2003, and the



Patriots claimed a 23-20 overtime victory in their first of two trips to Reliant Stadium that season (the other was for Super Bowl XXXVIII). Before the Texans joined the league, the Patriots and the Houston Oilers were old foes dating back to the days of the American Football League, playing twice a year from 1960-69 and 33 times

overall before the Oilers moved to Tennessee following the 1996 season.

Regular Season – Patriots 2, Texans 0

| Date | Result | Score | H/A | Stadium |
|----------|--------|-------|-----|------------------|
| 11/23/03 | W ot | 23-20 | A | Reliant Stadium |
| 12/17/06 | W | 40-7 | H | Gillette Stadium |

SOUTHERN HOSPITALITY

The Patriots have an all-time record of 76-46-1 (.622) against the teams that make up the AFC South. It is the only division in the NFL where the Patriots own a winning record against each team. New England owns winning marks against Tennessee (22-16-1), Indianapolis (44-29), Jacksonville (8-1) and Houston (2-0).

PATRIOTS VS. AFC SOUTH IN 2009

| Date | Opponent | Score |
|----------|-----------------|---------|
| 09/18/09 | Tennessee | W 59-0 |
| 11/15/09 | at Indianapolis | L 34-35 |
| 12/27/09 | Jacksonville | W 35-7 |

TALE OF THE TAPE

| 2009 Regular Season | New England | Houston |
|----------------------------|--------------|--------------|
| Record | 9-5 | 8-7 |
| Divisional Standings | 1st | 2nd |
| Total Yards Gained | 6,040 | 5,690 |
| Total Offense (Rank) | 402.7 (2) | 379.3 (5) |
| Rush Offense | 123.1 (11) | 88.7 (30) |
| Pass Offense | 279.5 (4) | 290.6 (2) |
| Points Per Game | 26.7 (7) | 23.6 (11) |
| Touchdowns Scored | 47 | 41 |
| Third Down Conversion Pct. | 43.9 | 40.1 |
| Total Yards Allowed | 4,684 | 4,881 |
| Total Defense (Rank) | 312.3 (9) | 325.4 (14) |
| Rush Defense | 108.3 (11) | 109.1 (13) |
| Pass Defense | 204.0 (8) | 216.3 (17) |
| Points Allowed/Game | 16.7 (4) | 20.4 (15) |
| Touchdowns Allowed | 30 | 36 |
| Third Down Defense (Pct.) | 36.9 | 39.3 |
| Field Goals Made/Attempted | 24/29 | 21/30 |
| Possession Avg. | 33:13 | 28:05 |
| Sacks Allowed/Yards Lost | 16/90 | 24/141 |
| Sacks Made/Yards | 30/221 | 28/173 |
| Interceptions For/Against | 17/12 | 13/16 |
| Penalties Against/Yards | 77/688 | 90/798 |
| Punts/Avg. | 53/34.5 | 65/42.9 |
| Turnover Differential | +7 | -2 |

TOM BRADY VS. HOUSTON

Tom Brady will make his third career start against Houston. He compiled one of the highest yardage totals of his career in his first start against the Texans.

Tom Brady vs. Houston Texans (2-0)

| Date | H/A | A | C | Yd | % | TD | I | Rating | W/L | Score |
|---------------|-----|-----------|-----------|------------|-------------|----------|----------|-------------|------------|-------|
| 11/23/03 | A | 47 | 29 | 368 | .617 | 2 | 2 | 82.6 | W ot | 23-20 |
| 12/17/2006 | H | 23 | 16 | 109 | .696 | 2 | 0 | 108.8 | W | 40-7 |
| Totals | | 70 | 45 | 477 | .643 | 4 | 2 | 91.2 | 2-0 | |

RANDY MOSS VS. HOUSTON

| Date | REC | YDS | AVG. | LG | TD |
|---------------|----------|------------|-------------|------------|----------|
| 10/10/2004 | 5 | 90 | 18.0 | 50t | 2 |
| 12/03/2006 | 4 | 44 | 11.0 | 21 | 0 |
| Totals | 9 | 134 | 14.9 | 50t | 2 |

WES WELKER VS. HOUSTON

| Date | REC | YDS | AVG. | LG | TD |
|---------------|----------|-----------|-------------|-----------|----------|
| 09/12/2004 | 0 | 0 | 0.0 | 0 | 0 |
| 10/01/2006 | 4 | 55 | 13.8 | 29 | 0 |
| Totals | 4 | 55 | 13.8 | 29 | 0 |

LAST TIME: PATRIOTS 40, TEXANS 7

December 17, 2006 ★ Gillette Stadium (Att: 68,756)

| | 1 | 2 | 3 | 4 | Final |
|----------------------|----|----|---|---|-------|
| Houston Texans | 0 | 0 | 7 | 0 | — 7 |
| New England Patriots | 17 | 10 | 7 | 6 | — 40 |

Tom Brady threw touchdown passes to Kevin Faulk and former Texan Jabar Gaffney, while Faulk added a rushing score to tie his career high of two touchdowns in a 40-7 win over Houston. Ellis Hobbs added his first career kickoff return for a touchdown and Stephen Gostkowski booted four field goals. On defense, the Patriots recorded four interceptions against Houston's David Carr and New England scored following each interception, totaling 17 points off turnovers. The Patriots enjoyed a significant advantage in the field position game, with their average drive staring at Houston's 49-yard line, while Houston's best field position was on a drive that began at its own 33-yard line.

CONNECTIONS

- Texans injured safety **Eugene Wilson** played for the Patriots from 2003-07.
- Houston **WR Andre Davis** played for the Patriots in 2005. In 2006, Davis played for the Buffalo Bills with Patriots **WR/special teamer Sam Aiken**.
- Patriots **CB Leigh Bodden** (2003-07), Texans **WR Andre Davis** (2002-04), **LB Kevin Bentley** (2002-04) injured **LB Chaun Thompson** (2003-07) and **S Brian Russell** (2005-06) all played for the Cleveland Browns.
- **Russell** and Patriots **WR Randy Moss** played for the Minnesota Vikings from 2002-04.
- **Bodden** was also teammates with Texans **DT Shaun Cody** on the Detroit Lions in 2008.
- Patriots **RB Laurence Maroney** and Texans **S Dominique Barber** were teammates at Minnesota from 2004-05.
- Patriots **TE Chris Baker** shared tight end duties on the New York Jets with Texan **Joel Dreesen** in 2005.
- **Baker** was also teammates on the Jets in 2002 with Texans **S Nick Ferguson**.
- Patriots **WR/QB Isaiah Stanback** and Texans **CB Jacques Reeves** were Dallas Cowboys in 2007.
- Patriots **WR/special teamer Sam Aiken** played on the Buffalo Bills with Texans **G Tutan Reyes** in 2006. Reyes was then on the Jacksonville Jaguars from 2007-08 with Patriots **RB Fred Taylor**.
- Texans **P Matt Turk** and **DT Jeff Zgonina** played on the Miami Dolphins with Patriots **P Chris Hanson** (2000) and **TE Chris Baker** on the New York Jets (2002).



PATRIOTS VS. TEXANS

CONNECTIONS

- Texans **DE Tim Bulman** is a Milton, Mass. native and was teammates at Boston College with Patriots **C Dan Koppen** from 2001-02 and **DL Ron Brace** in 2004.
- Patriots **safety Brandon McGowan** and Texans backup **QB Rex Grossman** played for the Chicago Bears from 2005-08.
- Texans injured **LB Khary Campbell** played on the New York Jets with Pats **TE Chris Baker** from 2002-03 and on the Washington Redskins with **CB Shawn Springs** from 2004-08.
- Texans backup **QB Dan Orlovsky** grew up in Shelton, Conn., attended the University of Connecticut and was teammates with Patriots **CB Leigh Bodden** on the Detroit Lions in 2008.
- New England **LB Rob Ninkovich** and Houston **S Bernard Pollard** played together for Purdue from 2004-05.
- Patriots **LB Pierre Woods** and Texans **DE Tim Jamison** were teammates at Michigan from 2004-05.
- **Woods** and injured Texan **CB Antwaun Molden** both claim Cleveland, Ohio as their hometown.
- Texans **T Rashad Butler**, **WR Andre Johnson**, **C Chris Myers** and **TE Eric Winston** played college football at Miami (Fla.) with Patriots **NT Vince Wilfork** and **S Brandon Meriweather** from 2002-05. Texans **WR Andre Johnson** was also on the team in 2001 & 2002.
- Patriots **LB Jerod Mayo** and Texans **RB Arian Foster** played for the University of Tennessee from 2005-07. **Foster** and Patriots **G Stephen Neal** are both from San Diego, Calif.
- **Mayo** and Texans **Xavier Adibi** both hail from Hampton, Va.
- Patriots **RB BenJarvus Green-Ellis** and Houston **WR Jacoby Jones** claim New Orleans, La. as their hometown.
- New England **WR Wes Welker** and Houston **DE Antonio Smith** are from Oklahoma City, Okla.
- Texans Special Teams Coordinator **Joe Marciano** coached tight ends at the University of Rhode Island from 1978-79.

STRONG IN THE SECOND HALF

Since 2001, New England has done a remarkable job of finishing the season strong, compiling a 75-20 (.789) record after Nov. 1, including playoff games.

PATRIOTS BEFORE AND AFTER NOV. 1, SINCE 2001

| Season | Pre-11/1 | Post-11/1 | Totals | December |
|---------------------|---------------------|---------------------|---------------------|-------------------|
| 2001..... | 3-4 | 11-1 | 14-5 | 4-0 |
| 2002..... | 3-4 | 6-3 | 9-7 | 2-2 |
| 2003..... | 6-2 | 11-0 | 17-2 | 4-0 |
| 2004..... | 6-1 | 11-1 | 17-2 | 3-1 |
| 2005..... | 4-3 | 7-4 | 11-7 | 4-0 |
| 2006..... | 6-1 | 8-4 | 14-5 | 4-1 |
| 2007..... | 8-0 | 10-1 | 18-1 | 5-0 |
| 2008..... | 5-2 | 6-3 | 11-5 | 4-0 |
| 2009..... | 5-2 | 5-3 | 10-5 | 3-1 |
| Totals | 46-19 (.708) | 75-20 (.789) | 121-39(.756) | 33-5(.868) |

NOTE: Includes Regular Season and Playoffs

NFL'S TOP DECEMBER RECORD SINCE 2003

NFL'S TOP DECEMBER RECORDS SINCE 2003

| Rk | Team | Record |
|----|----------------------|--------|
| 1 | New England Patriots | 27-3 |
| 2 | San Diego Chargers | 25-6 |
| 3t | Indianapolis Colts | 22-8 |
| 3t | Philadelphia Eagles | 22-8 |
| 4t | Pittsburgh Steelers | 20-10 |
| 4t | Carolina Panthers | 20-10 |

TOM BRADY IN DECEMBER

Tom Brady is 29-5 all-time in the month of December. He is 17-1 at home in the month of December. He is 29-3, including the postseason, when the temperature is below 40 degrees.

PATRIOTS WIN GAME NUMBER 10

Sunday's victory was the Patriots' 10th win in 2009. New England has now won 10 or more games eight times in the last nine seasons.

2009 HONORS AND AWARDS

QB Tom Brady

- AFC Offensive Player of the Week (Wk. 1 vs. Buffalo)
- AFC Offensive Player of the Week (Wk. 6 vs. Tennessee)
- AFC Offensive Player of the Month (October)

S Brandon Meriweather

- AFC Defensive Player of the Week (Wk. 7 at Tampa Bay)
- ESPN, *Sports Illustrated* and *Pro Football Weekly* midseason All-Pro

K Stephen Gostkowski

- AFC Special Teams Player of the Week (Wk. 9 vs. Miami)
- *Sports Illustrated* midseason All-Pro

CB Leigh Bodden

- AFC Defensive Player of the Week (Wk. 11 vs. New York Jets)

SOLID PLAY IN JANUARY

The Patriots will play a regular-season game in the month of January for the seventh time in team history and have won five of their previous six regular-season games in the month. Under head coach Bill Belichick, the Patriots are 3-1 in regular-season games in January, with the only loss coming in the 2005 regular-season finale, a 28-26 loss against Miami at Gillette Stadium.

REGULAR-SEASON GAMES IN JANUARY (5-1)

| Date | Opponent | W/L | Score | Stadium |
|-----------|---------------|--------|-------|------------------|
| 01/01/06` | Miami | L | 26-28 | Gillette Stadium |
| 01/02/05 | San Francisco | W | 21-7 | Gillette Stadium |
| 01/06/02 | at Carolina | W | 38-6 | Ericsson Stadium |
| 01/02/00 | Baltimore | W | 20-3 | Foxboro Stadium |
| 01/02/94 | Miami | W (ot) | 33-27 | Foxboro Stadium |
| 01/02/83 | Buffalo | W | 30-19 | Schaefer Stadium |

DIVISION CHAMPIONSHIP AND PLAYOFF NOTES

The Patriots won the AFC East Championship with the victory over Jacksonville last Sunday. New England has now qualified for the playoffs 17 times in its 50-year history. The Patriots have earned 11 playoff berths in the 16 seasons since Robert Kraft purchased the team in 1994, a dramatic contrast to the six total playoff berths that the team earned in its first 34 years of existence. New England has won 12 division crowns and has qualified as a Wild Card team on four occasions (1998, 1994, 1985 and 1976). The Patriots also qualified for the playoffs in 1982 as part of a 16-team tournament following a players' strike.

PATRIOTS PLAYOFF SEASONS (17)

| Year | How Qualified | Playoff | | |
|-------|--------------------|---------|--------|----------------------|
| | | Seed | Record | Result |
| 2009 | Division Champions | ? | ?-? | ????? |
| 2007 | Division Champions | 1 | 2-1 | AFC Champions |
| 2006 | Division Champions | 4 | 2-1 | AFC Finalist |
| 2005 | Division Champions | 4 | 1-1 | AFC Divisional Round |
| 2004 | Division Champions | 2 | 3-0 | Super Bowl Champions |
| 2003 | Division Champions | 1 | 3-0 | Super Bowl Champions |
| 2001 | Division Champions | 2 | 3-0 | Super Bowl Champions |
| 1998 | Wild Card | 6 | 0-1 | Wild Card Round |
| 1997 | Division Champions | 3 | 1-1 | AFC Divisional Round |
| 1996 | Division Champions | 2 | 2-1 | AFC Champions |
| 1994 | Wild Card | 5 | 0-1 | Wild Card Round |
| 1986 | Division Champions | 3 | 0-1 | AFC Divisional Round |
| 1985 | Wild Card | 5 | 3-1 | AFC Champions |
| 1982* | 16-Team Format | 7 | 0-1 | First Round |
| 1978 | Division Champions | 2 | 0-1 | AFC Divisional Round |
| 1976 | Wild Card | 4 | 0-1 | Wild Card Round |
| 1963 | Division Champions | -- | 1-1 | AFL Finalists |

*-Strike Year

PATRIOTS FINISH PERFECT AT HOME

The Patriots closed the regular-season home schedule with a perfect 8-0 record at Gillette Stadium, earning their fourth overall undefeated record at home. The first three times the Patriots went undefeated at home in the regular season (2003, 2004 and 2007) they advanced to the Super Bowl. Since 2003, the Patriots possess a 54-9 (.857) overall record at home, including a 7-0 record at home in the playoffs. The Patriots own an overall record of 60-12 (.833) at Gillette Stadium. The Patriots are the only AFC team to go undefeated at home in 2009.



LAST WEEK: PATRIOTS-JAGUARS

PATRIOTS 35, JAGUARS 7

December 27, 2009 ★ Gillette Stadium

| | 1 | 2 | 3 | 4 | Final |
|----------------------|---|----|---|---|-------|
| Jacksonville Jaguars | 0 | 0 | 0 | 7 | 7 |
| New England Patriots | 7 | 21 | 0 | 7 | 35 |

The Patriots clinched the AFC East Division title with a dominating 35-7 victory over the Jacksonville Jaguars to improve to a perfect 8-0 record at Gillette Stadium this year.

QB Tom Brady completed 23 of 26 pass attempts for 267 yards, including four touchdown passes. WR Randy Moss caught three of the touchdown passes, including two in the first half. WR Wes Welker finished with 13 receptions for 138 yards and RB Sammy Morris added 95 yards on 12 carries, including a 55-yard run in the second quarter that helped position the Patriots for his 1-yard touchdown run.

Defensively, S Brandon Meriweather and CB Shawn Springs came up with two big interceptions to stop Jacksonville drives deep into New England territory.

Jacksonville ended New England's first drive of the game at the 1-yard line on a RB Laurence Maroney fumble. The Jaguars failed to capitalize on the turnover when they were stopped on a fourth-down attempt in their own territory. New England responded by moving to the two-yard line where Brady connected with Moss on a touchdown pass for a 7-0 first quarter lead.

The Patriots scored 21 points in the second quarter to take a commanding 28-0 halftime lead.

Late in the first quarter, Jacksonville had an impressive drive to the New England 42-yard line before Meriweather intercepted QB David Garrard and returned it 56 yards to the 27-yard line to help set up the Patriots' second score. Two plays later Brady put the Patriots up 14-0 with a 26-yard touchdown pass to TE Chris Baker on the first play of the second quarter. Morris' 55-yard run helped set up the Patriots' next score for a 21-0 lead, and then Brady led a seven-play, 67-yard drive that ended in a 6-yard touchdown pass to Moss for a 28-0 lead.

Jacksonville opened the second half with a 16-play, 69-yard drive that took 8:34 off the clock before Springs registered his first interception as a Patriot at the New England two-yard line to end the scoring threat. New England responded with a 10-play, 90-yard drive that culminated with a 17-yard touchdown pass to Moss for a 35-0 lead.

The Jaguars finally got on the scoreboard on the next series, but the Patriots took 12 minutes off the clock on their next possession to preserve the victory.

PATRIOTS ARE PERFECT AT HOME

The Patriots closed the regular-season home schedule with a perfect 8-0 record at Gillette Stadium, earning their fourth overall undefeated record at home. The first three times the Patriots went undefeated at home in the regular-season (2003, 2004 and 2007) they advanced to the Super Bowl. Since 2003, the Patriots possess a 54-9 (.857) overall record at home, including a 7-0 record in the playoffs. The Patriots own an overall record of 60-12 (.833) at Gillette Stadium.

WES WELKER BREAKS HIS OWN RECORD FOR MOST RECEPTIONS BY A PATRIOTS PLAYER IN A SINGLE SEASON

Wes Welker broke his own record for most receptions in a season on a three-yard completion in the second quarter to surpass the 112 receptions he had in 2007. He finished the game with 13 to give him 122 receptions for the season. Welker owns the Patriots three highest single-season reception totals with 122 in 2009, 112 in 2007 and 111 in 2008.

WELKER TIES NFL RECORD FOR MOST 10-PLUS RECEPTIONS IN A SINGLE SEASON

Welker had his seventh 10-plus reception game of the 2009 season to tie the NFL record for most 10-plus reception games in a single season. Andre Johnson of the Houston Texans had seven 10-plus reception games in 2008. The 10-plus receptions today marked the 11th time in his career that Welker has reached 10 or more receptions in a game.

MOSS HAS 35TH GAME WITH 2-PLUS TDS

WR Randy Moss had his 35th NFL game with two or more touchdowns, including his third this year, after finishing with three against Jacksonville. The 35 games with two or more touchdowns are second in NFL history to Jerry Rice's 44. Moss has 14 games with two or more touchdowns as a member of the Patriots.

MOSS HAS NINTH CAREER THREE-PLUS TD GAME

Moss' three-touchdown game was the second time in 2009 that he has had three touchdowns in a game. He also had three vs. Tennessee (10-18). He now has nine games in his career with three or more touchdowns, including four games with three or more as a member of the Patriots.

BRADY REACHES 25 TOUCHDOWNS

QB Tom Brady threw his 25th touchdown of the season on a two-yard pass to WR Randy Moss in the first quarter. It is the fifth time in his career that he has thrown 25 or more touchdowns in a season. Brady's five seasons with at least 25 touchdowns are tied with Drew Brees for fifth-most in NFL history.

MOST SEASONS WITH 25-PLUS TOUCHDOWN PASSES

| | |
|----|------------------|
| 12 | Peyton Manning |
| 11 | Brett Favre |
| 7 | Dan Marino |
| 6 | Joe Montana |
| 5 | Tom Brady |
| 5 | Drew Brees |

BRADY REACHES 4,000 PASSING YARDS

Brady posted his team-record third season with over 4,000 passing yards. Brady was tied with Drew Bledsoe with two 4,000-yard seasons. Brady had 4,110 yards passing in 2005 and a team-record 4,806 passing yards in 2007. He is the ninth NFL player to have three 4,000-yard seasons. He entered the Jacksonville game needing 55 yards to reach the milestone and reached 4,000 yards on a 26-yard touchdown pass to TE Chris Baker in the second quarter. He now has 4,212 yards passing for the season.

BRADY HAS 12TH FOUR-PLUS TD GAME OF HIS CAREER

Brady threw for four touchdowns in the game. It is the 12th time in his career he has thrown for four or more touchdowns in a single game and his second game with four or more touchdowns in 2009 after a six-touchdown game against Tennessee (10-18). It was Brady's seventh game in 2009 with two or more touchdowns and his fourth game with three or more.

MERIWEATHER SETS CAREER-HIGH WITH FIFTH INTERCEPTION OF THE SEASON

Brandon Meriweather set a career-high with his fifth interception of the season in the first quarter. His previous best was four interceptions in 2008.

SAMMY MORRIS TIES CAREER HIGH WITH 55-YARD RUN

RB Sammy Morris tied a career-high with a 55-yard run in the second quarter. He also had a 55-yard run in 2006 with Miami in a game at Detroit (11-23-06). It is the longest run of the season for the Patriots, besting a 45-yard touchdown run by RB Laurence Maroney vs. Tennessee (10-18). It is the longest run by a Patriots player since Maroney scored on a 59-yard touchdown run vs. Miami on Dec. 23, 2007.



INSIDE THE NUMBERS

WHAT TO LOOK FOR THIS WEEK

WES WELKER 1

The number of 10-plus reception games Wes Welker needs in 2009 to break the single-season NFL record. Welker has seven 10-plus reception games in 2009 and is tied with Houston's Andre Johnson, who had seven in 2008.

1

The number of receptions Wes Welker (122) needs to match Herman Moore (Detroit in 1995) for the second most receptions in a single season in NFL history. Marvin Harrison set the record with 143 in 2002.

157

The number of receiving yards Wes Welker (1,336) needs to match New England's single-season record of 1,493 set by Randy Moss in 2007.

TOM BRADY 1

The number of 300-yard passing games Tom Brady (7) needs to match his single-season high. He had eight 300-yard games in 2007.

2

The number of touchdown passes Tom Brady (28) needs to register his second season with 30 or more touchdowns. He had a team-record 50 in 2007.

STREAKING

3

The number of consecutive seasons Randy Moss has recorded 10 or more touchdown catches to become the first Patriots player with three seasons of 10-plus TD catches. He had 23 in 2007, 11 in 2008 and has an NFL-leading 13 in 2009. His nine seasons of 10 or more touchdowns tie Jerry Rice for the NFL record.

9

The number of consecutive seasons in which the Patriots have won nine or more regular-season games. They are the only team in the NFL to have won at least nine games in each of the last eight seasons entering 2009.

23

The number of consecutive home games the Patriots have won when Tom Brady starts, including the postseason.

169

The number of consecutive home games the Patriots have sold out. The streak includes every preseason, regular-season and playoff game since the 1994 regular-season opener.

ACCOMPLISHMENTS

3

Wes Welker and Randy Moss became the first Patriots to have back-to-back 1,000-yard seasons last season and have now stretched that to three straight 1,000 yard seasons after both went over 1,000 yards at Miami three weeks ago.

3

The number of seasons that Wes Welker has reached 100 receptions (122 in 2009) to join Marvin Harrison (4), Jerry Rice (3) and Herman Moore (3) as the only players to catch 100 passes in three consecutive seasons.

7

The number of NFL receivers who have reached 14,000 receiving yards. Randy Moss became the seventh player to reach the milestone and now has 14,126 receiving yards.

7

The number of seasons that Tom Brady has passed for more than 3,000 yards to tie the team record with Drew Bledsoe.

9.4

The number of receptions per game that WR Wes Welker is averaging in 2009. He currently has 122 receptions despite

ACCOMPLISHMENTS (continued)

missing two games due to injury. He is on pace to finish with 131 receptions which would rank second in NFL history to Marvin Harrison's record of 143.

10

The number of seasons that Randy Moss has reached 1,000-yards receiving. He joins Jerry Rice (14 seasons) as the only players in NFL history to record 10 seasons with 1,000 receiving yards.

11

The number of NFL receivers who have reached 900 career receptions. Moss became the 11th player to reach the milestone and now has 917 career receptions.

14

The number of times Tom Brady has earned AFC Offensive Player of the Week honors, after earning the award for his 378-yard passing effort in the Patriots' come-from-behind 25-24 win on opening week vs. Buffalo and for a six-TD effort vs. Tennessee.

30

The number of regular season 300-yard passing games by Tom Brady, a new team record. Brady's seven 300-yard games in 2009 moved him past Drew Bledsoe (26) for the team record.

31

The number of NFL players who have reached 30,000-yards passing yards after Tom Brady reached the milestone at Miami. Brady now has 30,391 passing yards.

64

The number of 100-yard receiving games by WR Randy Moss, which ranks second in NFL history to WR Jerry Rice's 76 100-yard receiving games.

THE KRAFT ERA

3

The number of Super Bowl championships the Patriots have won since Robert Kraft purchased the team in 1994. That mark is the highest total in the NFL over that span. Only Denver (2; 1997 and 1998) and Pittsburgh (2; 2005 and 2008) have won multiple Super Bowl titles since 1994.

5

The number of conference championships the Patriots have won since Robert Kraft purchased the team in 1994. That mark is the highest total in the NFL over that span. Pittsburgh has won three conference titles since 1994.

17

The number of playoff games the Patriots have won since Robert Kraft purchased the team in 1994. That mark is the highest total in the NFL over that span. Pittsburgh ranks second with 15 playoff wins over that span.

24

The number of playoff games the Patriots have appeared in since 1994. The mark is the highest in the NFL, ahead of the 23 games played by Pittsburgh.

THE BELICHICK ERA

4

Bill Belichick is one of just 4 coaches to win three championships since the Super Bowl era began. Belichick joins three members of the Pro Football Hall of Fame in the exclusive club (Chuck Knoll 4, Joe Gibbs 3, and Bill Walsh 3). Belichick is the only coach to win three Super Bowls in the post-1993 salary cap era.

107-36

The Patriots' regular-season record since 2001 under Head Coach Bill Belichick. Under Belichick, the Patriots have won 74.8 percent of their regular-season games, recording the highest winning percentage of any major American professional sports team over that span.



ROBERT KRAFT NEWS & NOTES

Since Robert Kraft purchased the team in 1994, the Patriots have experienced one of the most dramatic turnarounds in the history of sports. In 15 seasons of ownership, Kraft has transformed one of the league's least successful clubs into what many observers view as a model NFL franchise. In the five seasons immediately preceding his purchase (1989-93), the Patriots were a moribund team, winning just 19 of 80 games (.311 pct.) and recording the worst record in the NFL over that span. When he bought the franchise on Jan. 21, 1994, Kraft announced his intention to bring a championship to New England, a tall order considering the team's previous success rate. But under Kraft's leadership, the Patriots have won nine division titles, five conference crowns and three Super Bowl championships. The Patriots have made five Super Bowl appearances since Kraft purchased the team, a period during which no other NFL franchise has earned more than three berths.



| | Pre-Kraft 1960-93 | 1989-93 | Kraft Era 1994-09 |
|---------------------|----------------------|---------|----------------------|
| Overall Record | 225-276-9 | 19-61 | 183-96 |
| Winning Pct. | .450 | .311 | .656 |
| Super Bowl Titles | 0 | 0 | 3 |
| Conference Titles | 1 | 0 | 5 |
| Division Titles | 3 | 0 | 9 |
| Playoff Seasons | 5 | 0 | 10 |
| Playoff Record | 4-6 | -- | 17-7 |
| Home Playoff Games | 1 | 0 | 11 |
| Home Playoff Record | 0-1 | -- | 11-0 |

A CHAMPIONSHIP TRADITION

The Patriots, the Los Angeles Lakers and the San Antonio Spurs are the only teams from the four major professional sports leagues to have won three titles since 2001.

MULTIPLE LEAGUE CHAMPIONSHIPS SINCE 2001

| Team | League | Titles |
|----------------------|--------|--------|
| New England Patriots | NFL | 3 |
| Los Angeles Lakers | NBA | 3 |
| San Antonio Spurs | NBA | 3 |
| Boston Red Sox | MLB | 2 |

CHAMPIONSHIP GAME/SERIES APPEARANCES SINCE 1994

| Team | League | Appearances |
|----------------------|--------|-------------|
| New York Yankees | MLB | 7 |
| Los Angeles Lakers | NBA | 6 |
| Detroit Red Wings | NHL | 6 |
| New England Patriots | NFL | 5 |
| San Antonio Spurs | NBA | 4 |
| New Jersey Devils | NHL | 4 |

SELLOUT STREAK

In the early 1990s, the Patriots seemed destined for relocation until Robert Kraft's purchase of the team rejuvenated local interest. In 1991, the season ticket base was just 17,635, barely enough to support the club. Now, the season-ticket base stands at a capped total of 61,759 and more than 50,000 fans are on a waiting list. The Patriots have sold out 169 consecutive home games (dating back to the 1994 regular-season opener).

SUCCESS STORY

Since Robert Kraft purchased the team in 1994, the Patriots have been one of the NFL's elite franchises. Over the first 16 seasons of Kraft's ownership, the Patriots own the NFL's highest winning percentage and have won more Super Bowl titles, more conference championships and more playoff games than any other NFL team. The Patriots have now won 9 or more games in 13 of the 16 seasons that Robert Kraft has owned the team.

SINCE ROBERT KRAFT PURCHASED THE TEAM IN 1994...

TOTAL VICTORIES SINCE 1994 (Incl. Postseason)

| | |
|----------------------|-----|
| New England Patriots | 183 |
| Pittsburgh Steelers | 174 |
| Green Bay Packers | 170 |
| Indianapolis Colts | 169 |
| Denver Broncos | 161 |
| Philadelphia Eagles | 155 |

WINNING PERCENTAGE SINCE 1994 (Incl. Postseason)

| Team | W | L | T | Pct. |
|----------------------|-----|-----|---|------|
| New England Patriots | 183 | 96 | 0 | .656 |
| Pittsburgh Steelers | 174 | 103 | 1 | .628 |
| Green Bay Packers | 170 | 104 | 0 | .620 |
| Indianapolis Colts | 169 | 105 | 0 | .617 |
| Denver Broncos | 161 | 107 | 0 | .601 |
| Philadelphia Eagles | 155 | 118 | 2 | .567 |
| Minnesota Vikings | 149 | 118 | 0 | .558 |

SUPER BOWL CHAMPIONSHIPS SINCE 1994

| | |
|----------------------|---|
| New England Patriots | 3 |
| Pittsburgh Steelers | 2 |
| Denver Broncos | 2 |
| 9 Teams | 1 |

CONFERENCE CHAMPIONSHIPS SINCE 1994

| | |
|----------------------|---|
| New England Patriots | 5 |
| Pittsburgh Steelers | 3 |
| Denver Broncos | 2 |
| Green Bay Packers | 2 |
| St. Louis Rams | 2 |
| 16 Teams | 1 |

PLAYOFF VICTORIES SINCE 1994

| | |
|----------------------|----|
| New England Patriots | 17 |
| Pittsburgh Steelers | 15 |
| Green Bay Packers | 11 |
| Philadelphia Eagles | 11 |
| Indianapolis Colts | 9 |

PLAYOFF GAMES PLAYED SINCE 1994

| | |
|----------------------|----|
| New England Patriots | 24 |
| Pittsburgh Steelers | 23 |
| Green Bay Packers | 20 |
| Philadelphia Eagles | 20 |
| Indianapolis Colts | 19 |
| Denver Broncos | 13 |
| San Francisco 49ers | 13 |

PLAYOFF SEASONS SINCE 1994

| | |
|----------------------|----|
| Indianapolis Colts | 12 |
| New England Patriots | 11 |
| Green Bay Packers | 11 |
| Philadelphia Eagles | 10 |
| Pittsburgh Steelers | 9 |
| Dallas Cowboys | 9 |

PLAYOFF WINNING PERCENTAGE SINCE 1994

| Team | W | L | Pct. |
|----------------------|----|---|------|
| New England Patriots | 17 | 7 | .708 |
| Arizona Cardinals | 4 | 2 | .666 |
| Pittsburgh Steelers | 15 | 8 | .652 |
| Baltimore Ravens | 7 | 4 | .636 |
| Denver Broncos | 8 | 5 | .615 |
| Carolina Panthers | 6 | 4 | .600 |

ANNUAL ACHIEVEMENTS

The Patriots have won more than half of their games for the ninth straight year with a 10-5 record heading into the final week of the season. They are the first team to win more than half of their games in nine straight seasons since free agency began in 1993. The Patriots are the fifth team to win more than half of their games in nine straight seasons since the 1970 AFL-NFL merger, joining the 49ers (16 straight from 1983-1998), the Cowboys (16 straight from 1970-85), the Raiders (11 straight from 1970-80) and the Steelers (9 straight from 1972-80).



BILL BELICHICK NEWS & NOTES

THE HEAD COACH

Overall Record: 163-95 (.632)
Regular Season: 148-91 (.619)
Postseason: 15-4 (.789)
With Patriots overall: 126-50 (.716)
Overall since 2001: 121-39 (.756)
Super Bowl Titles: 5 (86, 90, 01, 03, 04)
Conf. Titles: 7 (86, 90, 96, 01, 03, 04, 07)
Division Titles: 14 (75, 78, 86, 89, 90, 96, 98, 01, 03, 04, 05, 06, 07, 09)



Bill Belichick is the only head coach in NFL history to win three Super Bowl titles in a four-year span. He spent 20 years as an assistant coach in the NFL and this is his 15th season as a head coach. According to the Elias Sports Bureau, he is the only man in NFL history to serve 20 or more seasons as an assistant coach and at least 15 seasons as a head coach. Over a 100-game span from 2003-08, Belichick directed the team to an 82-18 record, marking the best 100-game span for any team in NFL history. In the 2007 season, Belichick led the Patriots to the fourth undefeated and untied regular season in the NFL's 88-year history and the first since the NFL established a 16-game schedule in 1978. He has led the Patriots to the Super Bowl four times in the last eight seasons and has produced seven division championships in the last nine seasons, including five straight from 2003-07. Belichick's Patriots teams own the all-time NFL records for consecutive total victories (21 from 2003-04), consecutive regular-season victories (21 from 2006-08) and consecutive playoff victories (10 from 2001-05). Belichick owns the second-best postseason record in NFL history (15-4) and is the winningest NFL head coach since 2001 (121-39). From 2003-04, he directed the Patriots to back-to-back Super Bowl titles while posting consecutive 17-win campaigns. Belichick has spent more seasons in the league than any other current NFL head coach, and in that time has been a part of five Super Bowl championship teams. His overall record of 126-50 with the Patriots gives him the most victories and the best winning percentage of any head coach in franchise history.

ELITE COMPANY

Bill Belichick is one of nine NFL head coaches to win three or more championships since the league began postseason play in 1933. With the Patriots' victory in Super Bowl XXXIX, Belichick joined an exclusive club in which each of the eight other members has been enshrined in the Pro Football Hall of Fame.

HEAD COACHES WITH THREE OR MORE NFL TITLES

(Listed alphabetically)

| Head Coach | Championship Team(s) |
|-----------------------|--------------------------------|
| Bill Belichick | New England Patriots |
| Paul Brown | Cleveland Browns |
| Weeb Ewbank | Baltimore Colts, New York Jets |
| Joe Gibbs | Washington Redskins |
| George Halas | Chicago Bears |
| Curly Lambeau | Green Bay Packers |
| Vince Lombardi | Green Bay Packers |
| Chuck Noll | Pittsburgh Steelers |
| Bill Walsh | San Francisco 49ers |

BELICHICK'S PATRIOTS RENAISSANCE

Any successful project requires a sound plan and once head coach Bill Belichick implemented his design on the Patriots, his approach has given him the best record of any NFL head coach who has coached at least 40 games since 2001.

NFL COACHES' RECORDS SINCE 2001

| Coach | Team | W | L | T | Pct. |
|-----------------------|-----------|------------|-----------|----------|-------------|
| Bill Belichick | NE | 121 | 39 | 0 | .756 |
| Tony Dungy | TB/IND | 101 | 41 | 0 | .711 |
| Wade Phillips | ATL/DAL | 34 | 17 | 0 | .667 |
| Bill Cowher | PIT | 70 | 35 | 1 | .665 |
| Mike Tomlin | PIT | 33 | 18 | 0 | .647 |
| Andy Reid | PHI | 100 | 56 | 1 | .640 |
| Mike Martz | STL | 46 | 29 | 0 | .613 |

BELICHICK WINS 100th REGULAR-SEASON GAME WITH PATRIOTS

The Patriots' victory over Oakland on Dec. 14, 2008 was Bill Belichick's 100th regular-season victory as Patriots head coach. His 100th victory came in his 142nd regular-season game as head coach only three NFL coaches have won their 100th game with a team in fewer tries – Oakland's John Madden (136 games), Miami's Don Shula (137) and Cleveland's Paul Brown (138).

AMONG THE GREATS

Coach Belichick has recorded 163 career wins and is one of 15 coaches in NFL history to win 160 or more games. Belichick owns a career winning percentage of .632, which is third all-time, behind George Halas (.682), and Don Shula (.666).

TOP WINNING PERCENTAGE AMONG HEAD COACHES WITH AT LEAST 150 WINS (INCL. POSTSEASON)

| Head Coach | Team(s) | Years | W | L | T | Pct. |
|-----------------------|---------------|---------------------------|------------|-----------|----------|-------------|
| George Halas | CHI | 1920-29,33-41,46-55,58-67 | 324 | 151 | 31 | .682 |
| Don Shula | BAL/MIA | 1963-95 | 347 | 173 | 6 | .666 |
| Bill Belichick | CLV/NE | 1991-95,00-09 | 163 | 95 | 0 | .632 |
| Curly Lambeau | GB/CHC/WAS | 1921-53 | 229 | 134 | 22 | .630 |
| Joe Gibbs | WAS | 1981-92,04-07 | 171 | 101 | 0 | .629 |

NOTE: Winning percentage calculated using current NFL rules, counting a tie as a half-win, half-loss.

SUPER SUCCESS

Bill Belichick is one of just four head coaches to win three Super Bowl championships. Belichick is the only coach to win three Super Bowls in the post-1993 salary cap era.

MOST SUPER BOWL VICTORIES

| Head Coach | Team | Titles | Seasons |
|-----------------------|-----------|----------|-------------------------|
| Chuck Noll | PIT | 4 | 1974, 1975, 1978, 1979 |
| Bill Belichick | NE | 3 | 2001, 2003, 2004 |
| Joe Gibbs | WAS | 3 | 1982, 1987, 1991 |
| Bill Walsh | SF | 3 | 1981, 1984, 1988 |

NOTE: Sorted by most recent championship. Super Bowls have determined NFL champion since 1966.

PLAYOFF SUCCESS

Coach Belichick has won 15 career playoff games, a total that is the fifth-highest by a head coach in NFL history.

MOST PLAYOFF WINS BY AN NFL HEAD COACH

| Coach | Team(s) | Wins |
|-----------------------|---|-----------|
| Tom Landry | Dallas Cowboys | 20 |
| Don Shula | Baltimore Colts, Miami Dolphins | 19 |
| Joe Gibbs | Washington Redskins | 17 |
| Chuck Noll | Pittsburgh Steelers | 16 |
| Bill Belichick | Cleveland Browns, New England Patriots | 15 |

POSTSEASON PROWESS

Bill Belichick is the second winningest head coach in NFL playoff history, trailing only the legendary Vince Lombardi, whose name is emblazoned on the Super Bowl trophy.

BEST POSTSEASON RECORDS IN NFL HISTORY

| Head Coach | Team(s) | W | L | Pct. |
|-----------------------|---------------|-----------|----------|-------------|
| Vince Lombardi | GB/WAS | 9 | 1 | .900 |
| Bill Belichick | CLE/NE | 15 | 4 | .789 |

TOPS IN TEAM HISTORY

Bill Belichick is the most successful head coach in Patriots history. He has recorded more wins (126) and a higher winning percentage (.716) than any of the 13 previous head coaches.

WINNINGEST HEAD COACHES IN PATRIOTS HISTORY

| Coach | Years | Career Winning Pct. | Overall W-L-T | Playoff W-L |
|-----------------------|----------------|---------------------|-----------------|-------------|
| Bill Belichick | 2000-09 | .716 | 126-50-0 | 14-3 |
| Raymond Berry | 1984-89 | .554 | 51-41-0 | 3-2 |
| Pete Carroll | 1997-99 | .549 | 28-23-0 | 1-2 |
| Ron Meyer | 1982-84 | .529 | 18-16-0 | 0-1 |



QB Tom Brady News & Notes

RECORDING SUCCESS

Tom Brady has quarterbacked the Patriots to victories in 97 of his 126 career regular-season starts, compiling a .770 winning percentage and giving him the best record of any quarterback in the Super Bowl Era (since 1966). Including his 14-3 record in the playoffs, he is 111-32 (.776) as a starter.



TOP WINNING PERCENTAGES IN SUPER BOWL ERA

(Since 1966, Minimum 50 Starts, Regular Season Only)

| Player | Team(s) | Years | W | L | T | Pct. |
|------------------|-----------|----------------|-----------|-----------|----------|-------------|
| Tom Brady | NE | 2000-09 | 97 | 29 | 0 | .770 |
| Roger Staubach | DAL | 1969-79 | 85 | 29 | 0 | .746 |
| Joe Montana | SF/KC | 1979-94 | 117 | 47 | 0 | .713 |

ACTIVE QUARTERBACKS WINNING PERCENTAGE

Minimum 32 Starts (two full seasons), Regular Season Only

| Quarterback | Team(s) | W | L | T | Pct. |
|--------------------|-----------|-----------|-----------|----------|-------------|
| Tom Brady | NE | 97 | 29 | 0 | .770 |
| Philip Rivers | SD | 45 | 18 | 0 | .714 |
| Peyton Manning | IND | 120 | 56 | 0 | .682 |
| Ben Roethlisberger | PIT | 47 | 22 | 0 | .681 |

BRADY: OVER 4,000 YARDS AND 25 TDs

Tom Brady posted his team-record third season with 4,000 yards with his 267 yards vs. Jacksonville last Sunday. Brady was tied with Drew Bledsoe with two 4,000-yard seasons. Brady had 4,110 yards passing in 2005 and a team-record 4,806 yards in 2007. He became the ninth NFL player to have three 4,000-yard seasons.

Brady currently has 28 touchdown passes for his fifth season with 25 or more touchdowns. He is tied with Drew Brees for the fifth most seasons with 25 or more touchdowns.

MOST SEASONS WITH 25-PLUS TOUCHDOWN PASSES

| | |
|-------------------|---------------|
| 12 Peyton Manning | 6 Joe Montana |
| 11 Brett Favre | 5 Tom Brady |
| 7 Dan Marino | 5 Drew Brees |

TOM BRADY'S RECORD AS A STARTER

| | Reg. Season | Playoffs | Total |
|-----------------|--------------|-------------|---------------|
| Overall: | 97-29 | 14-3 | 111-32 |
| Home: | 54-10 | 8-0 | 62-10 |
| Road: | 43-19 | 6-3* | 49-22* |

By Yardage Total

| | | | |
|----------------|-------|-----|-------|
| Less than 200: | 23-11 | 3-0 | 26-11 |
| 200-299: | 48-14 | 9-2 | 57-16 |
| 300 or more: | 26-4 | 2-1 | 28-5 |

Other Records

| | | | |
|------------------------|------|------|-------|
| On Artificial Turf: | 46-4 | 4-1 | 50-5 |
| Temp. Below 40: | 21-3 | 8-0 | 29-3 |
| Thanksgiving or later: | 37-8 | 14-3 | 51-11 |
| Leading at Halftime: | 76-6 | 10-2 | 86-8 |
| Leading after 3 Qtrs: | 80-4 | 9-2 | 89-6 |
| Overtime: | 6-1 | 1-0 | 7-1 |
| Final margin <7 pts: | 26-5 | 6-2 | 32-7 |
| Final margin <4 pts: | 16-7 | 6-1 | 22-8 |
| Passer rating >100.0: | 49-3 | 6-0 | 55-3 |

*-Includes three Super Bowls at neutral sites

WINNINGEST COACH/QB TANDEM

Bill Belichick and Tom Brady are 97-29 (.770) as a head coach-starting quarterback tandem, marking the best winning percentage of any coach-quarterback tandem since the 1970 AFL-NFL Merger. In the playoffs, the tandem is 14-3 (.824), for an overall record of 111-32 (.776).

WINNINGEST COACH/QB TANDEM SINCE 1970

(Regular Season Only)

| Quarterback/Head Coach | Team | W | L | T | Pct. |
|---------------------------------|-----------|-----------|-----------|----------|-------------|
| Tom Brady/Bill Belichick | NE | 97 | 29 | 0 | .770 |
| Ken Stabler/John Madden | OAK | 60 | 19 | 1 | .756 |
| Jim McMahon/Mike Ditka | CHI | 46 | 15 | 0 | .754 |
| Peyton Manning/Tony Dungy | IND | 73 | 24 | 0 | .753 |

BRADY HAS SEVEN 300-YARD GAMES

Brady has seven 300-yard games in 2009. He had a streak of five consecutive 300-yard games snapped at New Orleans. Brady set a team record with eight 300-yard games in 2007. The NFL record for most 300-yard games in a single-season is 10 by Rich Gannon (2002) and Drew Brees (2008).

BRADY IS PATRIOTS ALL-TIME LEADING PASSER

Tom Brady passed Drew Bledsoe on an 11-yard completion to Sam Aiken in the third quarter of the New Orleans (11/30) game to become the Patriots all-time passing leader.

PATRIOTS ALL-TIME LEADING PASSERS

| Player | YEARS | ATT | COMP | YARDS |
|------------------|----------------|--------------|--------------|---------------|
| Tom Brady | 2000-09 | 4,192 | 2,655 | 30,658 |
| Drew Bledsoe | 1993-01 | 4,518 | 2,544 | 29,657 |
| Steve Grogan | 1975-90 | 3,593 | 1,879 | 26,886 |

BRADY REACHES 30,000 YARD MILESTONE

Brady became the 31st player in NFL history to reach 30,000 passing yards with his performance at Miami (12/6).

BRADY HAS 3 TD PASSES OF 80 OR MORE YARDS

Brady's 81-yard TD pass to WR Sam Aiken at Miami. (11/8) was his third pass of 80 or more yards and the third longest of his career, behind his 91-yard TD pass to WR David Patten at Indianapolis (10/21/01) and an 82-yard TD pass to WR Troy Brown at Miami (10/19/03).

200 TOUCHDOWNS

Brady became the 27th player in NFL history to reach 200 touchdowns with his 36-yard touchdown pass to TE Chris Baker in the fourth quarter of the Atlanta game (9/27). Brady reached the milestone in a short period of time. His 225 career NFL touchdowns are 20th on the NFL list.

NFL RECORD BOOK / FASTEST TO 200 TOUCHDOWN PASSES

| Games | Player | Team(s) | NFL Debut | 200th TD |
|------------|------------------|--------------------|-----------------|-----------------|
| 89 | Dan Marino | Miami | 09/19/83 | 09/17/89 |
| 106 | Peyton Manning | Indianapolis | 09/06/98 | 11/21/04 |
| 107 | Brett Favre | Atlanta/Green Bay | 10/27/91 | 11/15/98 |
| 116 | Tom Brady | New England | 11/23/00 | 09/27/09 |
| 121 | Johnny Unitas | Baltimore Colts | 1956 | 1963 |

BRADY'S COMEBACKS

Brady has engineered 29 career game-winning performances to lead his team to a victory from a fourth-quarter deficit or tie. He has accomplished the feat 23 times in the regular season and six times in the playoffs.

TOM BRADY'S GAME-WINNING PERFORMANCES (29)

| Date | Opp. | Score | Time Remaining | | | Passing Statistics [^] | | | | Final |
|----------|--------|-------|----------------|-----|-----|---------------------------------|----|-----|--|----------|
| | | | in Reg. | Att | Cmp | Yds | TD | Int | | |
| 09/14/09 | BUF | 13-24 | 5:32 | 11 | 13 | 112 | 2 | 0 | | 25-24 |
| 12/29/07 | at NYG | 23-28 | 15:00 | 12 | 8 | 130 | 1 | 0 | | 38-35 |
| 12/03/07 | at BAL | 17-24 | 14:25 | 17 | 7 | 113 | 1 | 0 | | 27-24 |
| 11/25/07 | PHI | 24-28 | 15:00 | 16 | 11 | 109 | 0 | 0 | | 31-28 |
| 11/04/07 | at IND | 10-20 | 9:42 | 10 | 8 | 144 | 2 | 0 | | 24-20 |
| 01/14/07 | at SD* | 13-21 | 8:35 | 14 | 9 | 122 | 1 | 1 | | 24-21 |
| 12/03/06 | DET | 13-21 | 13:07 | 15 | 14 | 101 | 0 | 0 | | 28-21 |
| 11/26/06 | CHI | 10-10 | 14:46 | 7 | 6 | 98 | 1 | 0 | | 17-13 |
| 11/13/05 | at MIA | 15-16 | 2:53 | 2 | 2 | 76 | 1 | 0 | | 23-16 |
| 10/30/05 | BUF | 7-16 | 10:07 | 4 | 4 | 69 | 0 | 0 | | 21-16 |
| 10/09/05 | at ATL | 28-28 | 3:52 | 2 | 2 | 17 | 0 | 0 | | 31-28 |
| 09/25/05 | at PIT | 10-13 | 14:19 | 12 | 12 | 167 | 0 | 0 | | 23-20 |
| 02/06/05 | PHI** | 14-14 | 15:00 | 4 | 2 | 33 | 0 | 0 | | 24-21 |
| 10/03/04 | at BUF | 17-17 | 15:00 | 4 | 2 | 8 | 1 | 0 | | 31-17 |
| 02/01/04 | CAR** | 29-29 | 1:08 | 5 | 4 | 47 | 0 | 0 | | 32-29 |
| 01/10/04 | TEN* | 14-14 | 15:00 | 11 | 6 | 27 | 0 | 0 | | 17-14 |
| 11/30/03 | at IND | 31-31 | 10:21 | 6 | 3 | 31 | 1 | 0 | | 38-34 |
| 11/23/03 | at HST | 13-20 | 3:11 | 14 | 10 | 133 | 1 | 0 | | 23-20 ot |
| 11/03/03 | at DEN | 23-26 | 2:51 | 4 | 5 | 58 | 1 | 0 | | 30-26 |
| 10/19/03 | at MIA | 13-13 | 15:00 | 10 | 7 | 147 | 1 | 0 | | 19-13 ot |
| 10/05/03 | TEN | 24-27 | 4:40 | 1 | 1 | 15 | 0 | 0 | | 38-30 |
| 12/29/02 | MIA | 13-24 | 4:59 | 13 | 8 | 69 | 1 | 0 | | 27-24 ot |
| 11/10/02 | at CHI | 19-30 | 5:16 | 14 | 9 | 116 | 2 | 0 | | 33-30 |
| 09/22/02 | KC | 38-38 | 0:00 | 5 | 4 | 46 | 0 | 0 | | 41-38 ot |
| 02/03/02 | STL** | 17-17 | 1:21 | 8 | 5 | 53 | 0 | 0 | | 20-17 |
| 01/19/02 | OAK* | 3-13 | 15:00 | 27 | 20 | 138 | 0 | 0 | | 16-13 ot |
| 12/16/01 | at BUF | 6-9 | 5:57 | 13 | 9 | 116 | 0 | 0 | | 12-9 ot |
| 12/02/01 | at NYJ | 14-16 | 15:00 | 7 | 6 | 56 | 0 | 0 | | 17-16 |
| 10/14/01 | SD | 16-26 | 8:48 | 18 | 13 | 130 | 1 | 0 | | 29-26 ot |

[^]-Statistics are from the time noted until the end of the game * Divisional Playoffs ** Super Bowl



WR RANDY MOSS NEWS & NOTES

MOSS: ALL-TIME LEADER IN RECEPTIONS PER TD

Over his 11-year NFL career, Randy Moss has averaged one touchdown for every 6.22 receptions, a total that is the best in NFL history among any receiver with at least 500 receptions. Moss has caught 148 touchdowns out of 921 career receptions.



ALL-TIME NFL LEADERS / RECEPTIONS PER TOUCHDOWN

(Minimum 500 career receptions)

| Player | Team(s) | Years | Rec | TD | Rec/TD |
|-------------------|-------------------|------------------|------------|------------|-------------|
| Randy Moss | MIN/OAK/NE | 1998-2009 | 921 | 148 | 6.22 |
| Lance Alworth | SD/DAL | 1962-1972 | 542 | 85 | 6.38 |
| Nat Moore | MIA | 1974-1986 | 510 | 74 | 6.89 |
| Mark Clayton | MIA/GB | 1983-1993 | 582 | 84 | 6.93 |
| Terrell Owens | SF/PHI/DAL/BUF | 1996-2009 | 1002 | 143 | 7.01 |

MOSS IS NFL'S PREMIER TD RECEIVER

Since entering the NFL in 1998, Randy Moss has caught 148 touchdown passes, more than any other player over that span. Since joining the Patriots via trade prior to the 2007 season, Moss has caught 47 touchdowns – also the best in the league over that span. In terms of overall touchdowns (rushing, receiving and returning), Moss has totaled 149 scores since entering the league in 1998 (148 via reception and one via punt return), a tally that ranks second only to LaDainian Tomlinson (153 touchdowns) over that span. Moss is leading the NFL with 13 receiving touchdowns so far in 2009.

NFL TOUCHDOWN RECEPTION LEADERS SINCE MOSS JOINED THE PATRIOTS IN 2007

| Player | Team(s) | Rec | Yds | TD |
|-------------------|-----------|------------|--------------|-----------|
| Randy Moss | NE | 245 | 3,690 | 47 |
| Larry Fitzgerald | ARZ | 290 | 3,915 | 34 |
| Terrell Owens | DAL/BUF | 201 | 3,171 | 29 |
| Dallas Clark | IND | 228 | 2,518 | 27 |
| Reggie Wayne | IND | 281 | 3,898 | 26 |
| Marques Colston | NO | 214 | 3,033 | 25 |
| Greg Jennings | GB | 198 | 3,296 | 25 |
| Andre Johnson | HOU | 270 | 3,930 | 25 |

NFL TOUCHDOWN RECEPTION LEADERS SINCE MOSS ENTERED THE NFL IN 1998

| Player | Team(s) | Rec | Yds | TD |
|-------------------|-------------------|------------|---------------|------------|
| Randy Moss | MIN/OAK/NE | 921 | 14,390 | 148 |
| Terrell Owens | SF/PHI/DAL/BUF | 907 | 13,430 | 131 |
| Marvin Harrison | IND | 965 | 12,878 | 114 |
| Tony Gonzalez | KC/ATL | 963 | 11,409 | 80 |
| Hines Ward | PIT | 887 | 10,886 | 78 |

MOSS 4TH ON NFL'S ALL-TIME TD LIST

Moss is fourth all-time in career touchdowns with 149, behind active leader RB LaDainian Tomlinson.

NFL'S ALL-TIME TOUCHDOWN LEADERS

| Rk | Player | Season | TD |
|----------|----------------------|----------------------|-----------------------|
| 1 | Jerry Rice | 1985-2004(20) | 208 |
| 2 | Emmitt Smith | 1990-2004(15) | 175 |
| 3 | LaDainian Tomlinson* | 2001-2009(9) | 153 |
| 4 | Randy Moss* | 1998-2009(12) | 149 |
| 5 | Terrell Owens* | 1996-2009(14) | 146 |
| 6 | Marcus Allen | 1982-1997(16) | 145 |
| 7 | Marshall Faulk | 1994-2005(12) | 136 (*Active Players) |

MOSS HAS 10TH CAREER 10-CATCH GAME

Moss had 10 catches in the win vs. Atlanta (9/27), making it his 10th game with 10 or more catches. The 10-catch performance was Moss's second of 2009 – he tied a career high with 12 catches in the season-opener vs. Buffalo (9/14). Moss now has three 10-catch games with New England.

MOSS TIES RICE FOR MOST 10-PLUS TD SEASONS

Randy Moss scored on a 13-yard touchdown pass in the second quarter at Buffalo to record his 10th touchdown of the season. Moss now has nine 10-plus touchdown seasons to tie Jerry Rice for the most NFL seasons with 10-plus receiving touchdowns.

MOSS AMONG ALL-TIME LEADERS

Randy Moss is among the NFL's all-time leaders in two major receiving categories – career touchdown receptions and receiving yards per game. In his 10-plus seasons, Moss has caught 148 touchdown passes and is one of just three receivers in NFL history to break the 140-touchdown mark. Additionally, Moss has averaged 77.8 receiving yards per game during his career, a mark that ranks second in NFL history.

NFL ALL-TIME LEADERS / RECEIVING TOUCHDOWNS

| Player | Years | Team(s) | TDs |
|-------------------|------------------|-------------------|------------|
| Jerry Rice | 1985-2004 | SF/OAK/SEA | 197 |
| Randy Moss | 1998-2009 | MIN/OAK/NE | 148 |
| Terrell Owens | 1996-2009 | SF/PHI/DAL/BUF | 143 |
| Cris Carter | 1987-2002 | PHI/MIN/MIA | 130 |
| Marvin Harrison | 1996-2008 | IND | 128 |

NFL ALL-TIME LEADERS / RECEIVING YARDS PER GAME

(Minimum 100 Games Played)

| Player | Years | Team(s) | Gms | Yds | Yd/G |
|-------------------|------------------|-------------------|------------|---------------|-------------|
| Andre Johnson | 2003-2009 | HOU | 101 | 7,883 | 78.0 |
| Randy Moss | 1998-2009 | MIN/OAK/NE | 185 | 14,390 | 77.8 |
| Torry Holt | 1999-2009 | STL/JAX | 173 | 13,382 | 77.4 |
| Marvin Harrison | 1996-2008 | IND | 190 | 14,580 | 76.7 |
| Jerry Rice | 1985-2004 | SF/OAK/SEA | 303 | 22,895 | 75.6 |

NFL ALL-TIME LEADERS / 100-YARD RECEIVING GAMES

| Player | Team(s) | Years | Gms |
|-------------------|-------------------|------------------|-----------|
| Jerry Rice | SF/OAK/SEA | 1985-2004 | 76 |
| Randy Moss | MIN/OAK/NE | 1998-2009 | 64 |
| Marvin Harrison | IND | 1996-2008 | 59 |

NFL ALL-TIME LEADERS / GAMES WITH 2+ TD REC.

| Player | Team(s) | Years | Gms |
|-------------------|-------------------|------------------|-----------|
| Jerry Rice | SF/OAK/SEA | 1985-2004 | 44 |
| Randy Moss | MIN/OAK/NE | 1998-2009 | 35 |
| Terrell Owens | SF/PHI/DAL/BUF | 1996-2009 | 30 |
| Marvin Harrison | IND | 1996-2008 | 29 |

MOSS REACHES 1,000 YARDS FOR TENTH TIME

Randy Moss reached 1,000 receiving yards for the third straight season and the 10th time in his career and now has 1,189 receiving yards for the year. He joined Jerry Rice (14 seasons) as the only players in NFL history with 10 1,000-yard receiving seasons.

MOSS MOVING UP ALL-TIME LISTS

Moss has 78 receptions in 2009 and became just the 11th NFL player to reach 900 receptions. He is 10th on the NFL's all-time reception list with 921 career receptions. He is one of 23 players to have at least 800 receptions.

MOSS MOVING UP ALL-TIME LISTS

Randy Moss currently ranks sixth on the NFL's all-time receiving yards list with 14,390 receiving yards. He one of just seven to reach 14,000 yards. Moss moved into the top 10 on the NFL's receiving yardage list on Dec. 14, 2008 at Oakland.

NFL ALL-TIME LEADERS / RECEIVING YARDS

| Rk | Player | Team(s) | Years | Yards |
|----------|-------------------|--------------------|------------------|---------------|
| 1 | Jerry Rice | SF/OAK/SEA | 1985-2004 | 22,895 |
| 2 | Isaac Bruce | STL/SF | 1994-2009 | 15,208 |
| 3 | Tim Brown | OAK/TB | 1988-2004 | 14,934 |
| 4 | Terrell Owens | SF/PHI/DAL/BUF | 1996-2009 | 14,886 |
| 5 | Marvin Harrison | IND | 1996-2008 | 14,580 |
| 6 | Randy Moss | MIN/OAK/NE | 1998-2009 | 14,390 |
| 7 | James Lofton | GB/OAK/BUF/STL/PHI | 1978-1993 | 14,004 |
| 8 | Cris Carter | PHI/MIN/MIA | 1987-2002 | 13,899 |
| 9 | Henry Ellard | LA(N)/WAS/NE | 1983-1998 | 13,777 |
| 10 | Torry Holt | STL/JAX | 1999-2009 | 13,382 |

MOSS GOES LONG

Moss had a 55-yard reception and a 63-yd TD reception at Indianapolis (11/5). It was the fourth time in his career that he has had two or more 50-yard receptions in the same game. He once scored three 50-yd touchdowns (51, 56 and 56) (11-26-98 at Dallas).



WR Wes Welker News & Notes

WELKER LEADS NFL IN RECEPTIONS SINCE 2007

Wes Welker leads the NFL with 345 receptions since the start of 2007. He is the first player to reach 300 receptions in his first 40 games with a new team. Welker leads the NFL in receptions in 2009 with 122, despite missing two games due to injury.



2007-PRESENT NFL REC. LEADERS

| Player | Team | Rec. | Yds | TD |
|------------------|------|------|-------|----|
| Wes Welker | NE | 345 | 3,676 | 15 |
| Brandon Marshall | DEN | 307 | 3,710 | 23 |

2009 RECEPTION LEADERS

| Player | Team | Rec. |
|------------------|------|------|
| Wes Welker | NE | 122 |
| Brandon Marshall | DEN | 101 |
| Steve Smith | NYG | 97 |

WELKER: 7.7 CATCHES A GAME SINCE 2007

Wes Welker is averaging 7.7 receptions per game since joining New England in 2007. His 7.7 average is the highest in the NFL during that time.

MOST RECEPTIONS PER GAME SINCE 2007 (Minimum -20 games)

| Player | Team | Average |
|---------------------|----------------------|---------|
| Wes Welker | New England Patriots | 7.7 |
| Andre Johnson | Houston Texans | 6.8 |
| Brandon Marshall | Denver Broncos | 6.7 |
| Larry Fitzgerald | Arizona Cardinals | 6.3 |
| Anquan Boldin | Arizona Cardinals | 6.3 |
| T.J. Houshmandzadeh | Seattle/Cincinnati | 6.1 |

WELKER ON PACE FOR 131 CATCHES IN 2009; HIS 9.4 CATCHES PER GAME WILL SET NFL RECORD

Welker leads the NFL with 122 receptions, despite missing two games due to injury. He is averaging 9.4 receptions in the 13 games he has played. If he keeps that pace, he will finish the season with a Patriots record of 131 catches, which would rank second in NFL history to the Marvin Harrison's NFL record of 143 receptions in 2002. The 9.4 catches per game will be an NFL record, breaking the 8.9 average set by Harrison in 2002.

Welker has had six or more receptions in 26 of his last 29 regular-season games. He has 18 games with nine or more catches since joining the Patriots. His 18 games with nine or more catches are the most in Patriots history, topping Ben Coates' mark of 10.

MOST RECEPTIONS IN A SEASON

| Player | Team | Year | Receptions |
|-----------------|--------------|------|------------|
| Marvin Harrison | Indianapolis | 2002 | 143 |
| Herman Moore | Detroit | 1995 | 123 |
| Cris Carter | MIN | 1994 | 122 |
| Cris Carter | MIN | 1995 | 122 |
| Jerry Rice | SF | 1995 | 122 |

WELKER LEADS NFL IN YARDS AFTER CATCH

Welker leads the NFL in yards after the catch since joining the Patriots in 2007. His 645 YAC yards in 2009 are second to Baltimore's Ray Rice, who has 739.

MOST YARDS AFTER THE CATCH SINCE 2007

| Player | Team | Yards After the Catch |
|------------------|----------------------|-----------------------|
| Wes Welker | New England Patriots | 2,043 |
| Brandon Marshall | Denver Broncos | 1,483 |

WELKER SETS CAREER HIGHS AGAINST JETS

Welker had 15 receptions for 192 yards against the Jets (11/22), setting the Patriots record for most catches in a non-overtime game.

MOST RECEPTIONS IN A GAME IN PATRIOTS HISTORY

| Rec. | Player | Date | Opp | W/L | Score |
|------|------------|----------|---------|-----|------------|
| 16 | Troy Brown | 09/22/02 | vs. KC | W | 41-38 (ot) |
| 15 | Wes Welker | 11/22/09 | vs. NYJ | W | 31-14 |

WELKER HAS 3rd BEST RECEIVING TOTAL IN PATRIOTS HISTORY

Welker totaled 192 receiving yards against the Jets (11/22), the third-best single game receiving yard total in the 50-year history of the Patriots.

MOST RECEIVING YARDS IN A GAME IN PATS HISTORY

| Yds. | Player | Date | Opp | W/L | Score |
|------|-------------|----------|--------|-----|-------|
| 214 | Terry Glenn | 10/03/99 | at CLE | W | 19-7 |
| 193 | Terry Glenn | 12/06/98 | at PIT | W | 23-9 |

WELKER TIES NFL RECORD FOR MOST 10-PLUS CATCH GAMES IN A SEASON WITH 11TH CAREER 10-PLUS CATCH GAME

Welker had his seventh 10-plus reception game of the 2009 season with 13. Jacksonville (12-27) to tie the NFL record for most 10-plus reception games in a single season. Andre Johnson of Houston had seven 10-plus reception games in 2008. The 10-plus receptions against the Jaguars marked the 11th time in his career that Welker had reached 10 or more receptions in a game.

PATRIOTS MOST GAMES WITH 10-PLUS CATCHES

| Player | No. of 10-plus receptions games for the Patriots |
|------------|--|
| Wes Welker | 11 |
| Ben Coates | 5 |
| Troy Brown | 5 |

WELKER GOES OVER 100 RECEPTIONS IN 2009

Wes Welker's 10-catch game vs. Carolina pushed him over 100 receptions for the third straight season. He joins Marvin Harrison (4), Jerry Rice (3), Herman Moore (3) and Brandon Marshall (3) as the only players to catch 100 passes in three consecutive seasons. Welker owns the Patriots three highest single-season reception totals with 122 in 2009, 112 in 2007 and 111 in 2008.

WELKER PILES UP YARDS

Wes Welker (1,175 in 2007 and 1,165 in 2008) joined Randy Moss to become the first Patriots players with back-to-back 1,000-yard receiving seasons and stretched that to three straight seasons after breaking the 1,000-yard mark at Miami.

Welker has a career-high in receiving yards with 1,336 so far in 2009. It is the third highest in team history. Welker has three of the top eight receiving seasons in team history.

PATRIOTS SINGLE-SEASON RECEIVING YARD LEADERS

| Player | Season | Yds | Rec. | TD |
|----------------|--------|------|------|----|
| Randy Moss | 2007 | 1493 | 98 | 23 |
| Stanley Morgan | 1986 | 1491 | 84 | 10 |
| Wes Welker | 2009 | 1336 | 122 | 4 |
| Troy Brown | 2001 | 1199 | 101 | 5 |
| Randy Moss | 2009 | 1189 | 78 | 13 |
| Wes Welker | 2007 | 1175 | 112 | 8 |
| Ben Coates | 1994 | 1174 | 96 | 7 |
| Wes Welker | 2008 | 1165 | 111 | 3 |

WELKER'S ROUTE TO THE NFL

Despite being named the Oklahoma football player of the year by both *USA Today* and the *Daily Oklahoman*, Wes Welker's only scholarship offer came from Texas Tech, and only after a player that committed to Texas Tech backed out.

"I was thinking I'd get a scholarship somewhere," Welker said. "When it didn't happen when it was supposed to I was pretty hurt by it."


Welker had an impressive collegiate career, accumulating 259 receptions and eight punts returned for touchdowns. He even won a national award as the best special teams player in the country. Despite those accolades, he was passed over in the 2004 NFL draft and signed with San Diego as a free agent. He made the team, then was cut after the first game. He signed with Miami soon after and was used just on special teams. He caught New England's eye with a 71-yard punt return on Monday Night Football in a game against the Patriots. He was acquired by the Patriots in a trade with Miami in 2007.



PATRIOTS NEWS & NOTES

KEVIN FAULK IS HIGH ON THE CHARTS

Kevin Faulk has filled various roles since joining the team in 1999. He is the Patriots all-time leader in all-purpose yards with 12,140. He ranks fifth in rushing (3,505), fourth in receptions (418), eighth in pass receiving yards (3,605), 21st in scoring (200), sixth in total punt return yards (932) and first in kickoff return yards (4,098). Faulk owns the longest non-touchdown kickoff return in team history when he covered 95 yards on a return against the New York Jets (11/15/99).



PATRIOTS LEADERS / ALL-PURPOSE YARDS ALL-TIME

| Player | Years | ALL-PURPOSE YARDS |
|----------------|---------|-------------------|
| Kevin Faulk | 2001-09 | 12,140 |
| Stanley Morgan | 1977-89 | 11,468 |
| Troy Brown | 2001-07 | 11,053 |
| Irving Fryar | 1984-92 | 8,184 |

He is one of just six NFL players this decade to total 3,000 rushing yards and 3,000 receiving yards. (Tiki Barber, Brian Westbrook, Marshall Faulk, Michael Pittman and LaDanian Tomlinson).

FAULK IS THIRD ON ALL-TIME YARDS FROM SCRIMMAGE

Faulk is third on the Patriots all-time list with 7,110 yards from scrimmage.

PATRIOTS LEADERS / YDS FROM SCRIMMAGE ALL-TIME

| Player | Years | Rush-Yd | Rec.-Yd | Yd/Scrim. |
|----------------|-----------|-----------|-----------|-----------|
| Stanley Morgan | 1977-1989 | 21-127 | 534-10352 | 10479 |
| Sam Cunningham | 1973-1982 | 1385-5453 | 210-1905 | 7359 |
| Kevin Faulk | 2001-09 | 839-3505 | 418-3605 | 7110 |
| Tony Collins | 1981-1987 | 1191-4647 | 261-2356 | 7003 |

Faulk has more total yards from scrimmage than any other Patriots player since 2001. Faulk has totaled 5,750 yards from scrimmage (2,708 rushing and 3,042 receiving).

FAULK: FRANCHISE RB RECEPTIONS LEADER

Faulk is the Patriots' all-time leader in receptions by a running back, totaling 418 career receptions. His receiving total ranks fourth on the Patriots' overall receptions list. He is the 26th running back in NFL history to reach 400 receptions.

RECEPTIONS BY PATRIOTS RUNNING BACKS

| Player | Years | Rec. |
|----------------|------------------|------|
| Kevin Faulk | 1999-2009 | 418 |
| Tony Collins | 1981-87 | 261 |
| Sam Cunningham | 1973-79, 1981-82 | 210 |
| Larry Garron | 1960-68 | 185 |

ACTIVE NFL RB RECEIVING LEADERS

| Rk | Player | Years | Rec.Yards. |
|----|--------------------------------|-----------|------------|
| 1 | LaDanian Tomlinson (San Diego) | 2001-09 | 3,938 |
| 2 | Brian Westbrook (Philadelphia) | 2002-09 | 3,770 |
| 3 | Kevin Faulk (New England) | 1999-2009 | 3,605 |

ELITE COMPANY

The Patriots are the fourth team in NFL history to start a season with 25,000-yard passer (Tom Brady – 30,658), a 10,000-yard receiver (Randy Moss – 14,390) and a 10,000-yard rusher (Fred Taylor – 11,507).

| Team | PLAYERS |
|---------------|---|
| Dallas (1998) | Aikman (26,016), E.Smith (11,234), Irvin (10,680) |
| Dallas (1999) | Aikman (28,346), E.Smith (12,566), Irvin (11,737) |
| StL (2004) | Chandler (28,021), Faulk (11,213), Bruce (10,461) |

DECADE OF DOMINANCE

New England is near the top regular-season victory total for any team in any NFL decade. San Francisco won 113 regular-season games during the 1990s. The Indianapolis Colts (115) broke that mark earlier this season. The New England Patriots (113) are tied with San Francisco for second.

PATRIOTS ELECT FIVE SEASON CAPTAINS

The New England Patriots announced their 2009 captains prior to the start of the regular-season. Quarterback Tom Brady and WR Randy Moss serve as offensive captains. Nose tackle Vince Wilfork and LB Jerod Mayo serve as defensive captains. Wide receiver Sam Aiken serves as special teams captain. The Patriots' 2009 captains were elected by their teammates.

MOSS AND WELKER GO THREE STRAIGHT YEARS WITH 1,000 YARDS

Wes Welker (1,336) and Randy Moss (1,189) became the first Patriots players to have three straight 1,000-yard seasons. It is the sixth time in NFL history a team has had two players go three straight seasons with 1,000 yards.

TEAMS WITH TWO RECEIVERS WITH 1,000 OR MORE YARDS IN THREE STRAIGHT SEASONS

(same two players)

| New England | 2007-09 | Randy Moss/Wes Welker |
|--------------|---------|------------------------------|
| Indianapolis | 2004-06 | Reggie Wayne/Marvin Harrison |
| St. Louis | 2000-02 | Isaac Bruce/Torry Holt |
| Denver | 1998-00 | Rod Smith/Ed McCaffrey |
| Minnesota | 1998-00 | Cris Carter/Randy Moss |
| *Minnesota | 1994-97 | Cris Carter/Jake Reed |

*Four Straight

SEAU AND THOMAS AMONG ACTIVE SACK LEADERS

Junior Seau (56.5) and Adalius Thomas (53.0) are among six active linebackers with 50 or more sacks. (Joining Joey Porter, DeMarcus Ware, Mike Vrabel and Chike Okeafor).



ACTIVE NFL LBs WITH AT LEAST 50.0 SACKS

| Player | Years | Sacks |
|----------------------------|-----------|-------|
| Joey Porter (Pitt/Mia) | 1999-09 | 91.0 |
| DeMarcus Ware (Dallas) | 2005-09 | 64.5 |
| Mike Vrabel (NE/KC) | 1997-09 | 57.0 |
| Junior Seau (SD/MIA/NE) | 1990-09 | 56.5 |
| Adalius Thomas (Bal/NE) | 2000-09 | 53.0 |
| Chike Okeafor (SF/SEA/ARI) | 1999-2009 | 53.0 |

PIERRE WOODS STAYS ON THE RIGHT PATH

On the field, linebacker Pierre Woods is respected for being one of the grittiest players on the Patriots. Woods emerged from an impoverished area of Cleveland and was steered away from a life of crime by the father of one his closest friends, Ted Ginn, Jr., now a Miami Dolphins wideout. Ted Ginn, Sr. explained to the *Boston Herald* that "it took a lot of conversations he didn't want to have to get him to understand. I had to be that protector for him. I had to be that flashlight so he could see that what I was telling him was true."

Woods credited Ginn, Sr. with having such a powerful impact on his life that when he won the Big Ten Championship at Michigan, he gave the ring to his father figure, Ginn, Sr. "As I grew as a young man, I learned to respect and love the man like a father," Woods said to the *Boston Herald*. As Woods celebrates his fourth season in Foxborough, he takes the opportunity to reflect, especially now as a father of three. "[My son] should never have to go through the things that I went through," he said. "But, I wouldn't want my kids to be blind to the fact that this is what happens in the inner cities in America."

LEADING IN BOTH SACKS AND INTERCEPTIONS

Shawn Springs (2004 with Washington) Adalius Thomas (2005 with Baltimore) and Junior Seau (1997 with San Diego) are three of just six players in NFL history to lead their team in both sacks and interceptions in a season.

1997 Junior Seau (San Diego)

2002 Joey Porter (Pittsburgh)

2004 Shawn Springs (Washington)

2005 Adalius Thomas (Baltimore)

2006 Jason Taylor (Miami)

2008 Dewayne White (Detroit)



PATRIOTS NEWS & NOTES

OFFENSE RANKS HIGH

The Patriots offense is currently ranked second in the NFL and is averaging 402.7 yards in total offense. If that pace continues, it will be the second highest offensive output in team history.

MOST TOTAL NET YARDS PER GAME IN TEAM HISTORY

| Year | Gm | Yds/Gm | Year | Gm | Yds/Gm |
|---------|----|--------|---------|----|--------|
| 1. 2007 | 16 | 411.3 | 4. 1994 | 16 | 361.0 |
| 2. 1978 | 16 | 372.8 | 5. 2004 | 16 | 357.6 |
| 3. 2008 | 16 | 365.4 | 6. 1981 | 16 | 351.4 |

PATRIOTS ON THE POINT

The Patriots have scored 400 points so far in 2009 and rank seventh in the NFL with 26.7 points per game. They are on pace to finish with 427 points, which would be the fourth most in team history.

MOST POINTS SCORED IN A SEASON BY THE PATRIOTS

589 in 2007
441 in 1980
437 in 2004
418 in 1996

DOMINANT DEFENSE

The Patriots defense enters the final week of the season ranked 9th in the NFL. If the Patriots defense stays in the top 10, then it will be the 14th time since 1970 and the sixth time under Head Coach Bill Belichick that the Patriots have had a top ten defense.

TOP OFFENSE AND DEFENSE

The Patriots offense enters the final week of the season ranked 2nd in the NFL, while the defense is ranked 9th. If both units stay in the top 10 it will mark the third straight season that both units are ranked in the top 10. It will be the second time since the 1970 merger that the Patriots have had three straight seasons with a top 10 offense and defense. The Patriots first accomplished the feat from 1978 through 1980.

OFFENSE RK

2008 5
2007 1

DEFENSE RK

10
4

Overall since 1970, the Patriots have finished in the top 10 in offense and defense in the same season seven times.

BANTA-CAIN SETS CAREER-HIGHS IN SACKS

LB Tully Banta-Cain set a single-game career-high with three sacks in the win at Buffalo (12/20) and now has a career-high of 9.5 sacks for the season. His previous best for a season was 5.5 in 2006 with the Patriots. He has three games in 2009 with at least two sacks and now has five games in his career with at least two sacks. The Patriots have had a player reach double digit sack totals nine times with the most recent being Mike Vabel's 12.5 sacks in 2007.

MOSS AND WELKER: FIRST TIME IN PATS HISTORY TWO PLAYERS HAVE 12 CATCHES

Randy Moss and Wes Welker each hauled in 12 catches for the Patriots in the first meeting in 2009 against Buffalo (9/14), with each player tying the team's fifth-highest single-game reception total. It is the first time in team history that two players have had at least 12 catches in the same game. The last time the Patriots had two or more players with at least 10 catches in the same game was on Nov. 13, 1994, when Leroy Thompson had 11 catches, Ben Coates had 10 and Michael Timpson had 10 catches in a 26-20 overtime win over Minnesota.

WELKER TIES NFL RECORD FOR FEWEST INDIVIDUAL GAMES PLAYED TO REACH 100 RECEPTIONS

Welker reached 100 receptions in his 11th game of the season to tie Marvin Harrison for the fewest individual games played to reach 100 receptions in a season in NFL history. Harrison caught 100 passes in his first 11 games of the 2002 season en route to an NFL-record 143 catches. (Welker missed two games in 2009 due to injury).

PATRIOTS CLOSE OUT THE AFC EAST REGULAR SEASON SCHEDULE

The Patriots closed out the 2009 AFC East schedule with a 4-2 record. It is the Patriots' ninth consecutive winning record in AFC East play.

DIVISIONAL DOMINANCE

The New England Patriots own a 43-13 (.768) record in regular season AFC East games since the beginning of the 2001 season, compiling the best intra-division record of any team in the NFL over the last eight seasons. The Patriots finished 4-2 in the division in 2009.

NFL'S TOP DIVISIONAL RECORDS SINCE 2001

| Team | W | L | T | Pct. |
|----------------------|----|----|---|------|
| New England Patriots | 43 | 13 | 0 | .768 |
| Indianapolis Colts | 41 | 15 | 0 | .732 |
| Pittsburgh Steelers | 41 | 17 | 0 | .707 |
| Green Bay Packers | 38 | 18 | 0 | .679 |

AFC EAST DIVISIONAL RECORDS SINCE 2001

| Team | W | L | T | Pct. | Div. Titles | Years |
|---------------|----|----|---|------|-------------|---------------|
| New England | 43 | 13 | 0 | .768 | 5 | 2001, 2003-07 |
| New York Jets | 27 | 29 | 0 | .482 | 1 | 2002 |
| Miami | 24 | 32 | 0 | .429 | 1 | 2008 |
| Buffalo | 19 | 37 | 0 | .339 | 0 | --- |

NOTES: The Indianapolis Colts were members of the AFC East in 2001 and compiled a 3-5 divisional record that season. In 2002, the Patriots and Jets both finished with a 9-7 overall record and a 4-2 divisional record, but the Jets claimed the division title by virtue of having a better record against common opponents. In 2008, the Patriots and Dolphins both finished with an 11-5 overall record and a 4-2 divisional record.

PATRIOTS EXTEND WINNING STREAK OVER BUFFALO

The Patriots extended their winning streak to 13 games over Buffalo (12-20). The 13-game winning streak is for the fourth longest winning streak in NFL history.

LONGEST NFL SERIES WINNING STREAKS

| Team | Opponent | Win Streak | Last Loss |
|---------------|-----------|------------|----------------|
| Miami | Buffalo | 20 | (1970-79) |
| San Francisco | Rams | 17 | (1990-98) |
| Miami | Colts | 14 | (1980-87) |
| New England | Buffalo | 13 | (2003-current) |
| Dallas | Cardinals | 13 | (1990-96) |
| San Diego | Oakland | 13 | (2003-current) |

PATRIOTS ARE GOOD AT GOING LONG

The Patriots added three 10-play drives against Jacksonville and enter the Houston game with an NFL-best 36 drives of 10 play or more. The Patriots had three 10-play drives against Jacksonville. One that resulted in a touchdown and another at the end of the game when the team was trying to run off the clock to preserve the 35-7 lead. New England also leads the NFL with 352 first downs.

NO SACKS IN FOUR GAMES

The Patriots offensive line has not allowed a sacks in four games and has a streak of 110 pass attempts without allowing a sack. It is the first time since 1966 that the Patriots have gone four games without allowing a sack.

13 PLAYERS IN TOP 5 IN PRO BOWL BALLOTING

The New England Patriots had 13 players finish in the top five in fan balloting for the Pro Bowl in their respective positions. Wes Welker finished in the top five in voting as a wide receiver and as a returner.


| | |
|------------------------|---|
| QB Tom Brady | (2 nd in AFC Voting – 801,461) |
| WR Randy Moss | (3 rd in AFC Voting – 644,113) |
| WR Wes Welker | (5 th in AFC Voting – 461,311) |
| C Dan Koppen | (5 th in AFC Voting – 156,413) |
| T Matt Light | (4 th in AFC Voting – 188,259) |
| G Logan Mankins | (5 th in AFC Voting – 134,015) |
| FB Sammy Morris | (4 th in AFC Voting – 92,530) |
| SS Brandon Meriweather | (3 rd in AFC Voting – 92,066) |
| DT Vince Wilfork | (1 st in AFC Voting – 294,798) |
| ILB Jerod Mayo | (3 rd in AFC Voting – 117,780) |
| KR Wes Welker | (4 th in AFC Voting – 92,290) |
| K Stephen Gostkowski | (3 rd in AFC Voting – 110,414) |
| P Chris Hanson | (5 th in AFC Voting – 64,624) |



PATRIOTS NEWS & NOTES

A JUNIOR ACHIEVEMENT

LB Junior Seau ended a streak of 24 consecutive regular-season victories in games in which he appeared with the loss at Miami (12/6). Seau's 24 wins are tied with DT Maulty Moore of the Miami Dolphins (1972-73) for the longest personal winning streak since the merger. Seau's record stretched from two wins in November of 2006 (he finished the 2006 season on IR), 16 regular-season wins in 2007, the final four games of 2008 and the wins over Tennessee and Tampa Bay in 2009. Seau was active but did not play vs. Miami (11/8), at Indianapolis (11/15) and vs. Jets (11/22) and was inactive at New Orleans (11/30).



FRED TAYLOR AMONG NFL'S BEST

Fred Taylor ranks 15th in NFL history for most rushing yards with career totals of 2,484 carries for 11,507 yards and 64 rushing touchdowns in 145 games. He trails only San Diego's LaDainian Tomlinson (12,489) among active running backs in rushing yards. Taylor ranks among the NFL's all-time best in several categories.



| | |
|--------------------------------------|----------------------|
| Rushing yards per game (79.4) | 13 th |
| Yards from scrimmage per game (95.8) | 15 th |
| Rushes of 10-plus yards (330) | 5 th |
| Rushes of 50-plus yards (13) | 4 th |
| Yards from scrimmage (13,885) | 26 th |
| Rushing touchdowns (64) | 32 nd (t) |

TAYLOR REGISTERS 49th CAREER 100-YD GAME

Fred Taylor finished with 105 yards rushing on 21 carries in the win vs. Atlanta (9/27), recording his 49th 100-yard rushing game and his first as a Patriot. Taylor's 49 100-yard rushing games rank ninth in NFL history and second among active players.

MOST 100-YARD RUSHING GAMES/CAREER

| | |
|----------------------|----------------------|
| 1. Emmitt Smith 78 | 6. Jim Brown 58 |
| 2. Walter Payton 77 | 7. Edgerrin James 57 |
| 3. Barry Sanders 76 | 8. Curtis Martin 57 |
| 4. Eric Dickerson 64 | 9. Fred Taylor 49 |
| 5. Jerome Bettis 61 | 10. Franco Harris 47 |

TAYLOR'S AVERAGE IS HIGH

Fred Taylor ranks fifth in NFL history with a 4.6 yards per rush average among running backs with at least 10,000 yards. Below is the all-time list:

| RK | PLAYER | AVG | RK | Player | AVG |
|----|---------------|-----|----|-------------|-----|
| 1. | Jim Brown | 5.2 | 4. | Tiki Barber | 4.7 |
| 2. | Barry Sanders | 5.0 | 5. | Fred Taylor | 4.6 |
| 3. | O.J. Simpson | 4.7 | | | |

Among active NFL running backs, Taylor's 4.6-yard average trails only Carolina's DeAngelo Williams (5.1), Minnesota's Adrian Peterson (4.9), Atlanta's Michael Turner (4.9), San Francisco's Frank Gore (4.8) and Jacksonville's Maurice Jones-Drew (4.7).

EVEN STEPHEN

Since joining the Patriots as a fourth-round draft choice in 2006, Stephen Gostkowski has connected on 84.9 percent of his regular-season field goal (101-for-119), achieving the best field goal percentage in Patriots history.

PATRIOTS ALL-TIME LEADERS / FIELD GOAL PCT.

(Minimum 50 Attempts)

| Player | Years | FGM | FGA | Pct. |
|--------------------|---------|-----|-----|------|
| Stephen Gostkowski | 2006-09 | 101 | 119 | .849 |
| Adam Vinatieri | 1996-05 | 263 | 321 | .819 |



GOSTKOWSKI ON GOOD PACE

Gostkowski is tied for fifth in the NFL with 116 points. He has scored over 100 points in each of his four NFL seasons (103 in 2006, 137 in 2007 and 148 in 2008). Last season, he had an NFL-best 148 points.

WELKER AND MOSS AMONG RECEPTION LEADERS

Welker leads the NFL with 122 receptions, while Moss is tied for 13th with 78 receptions.

NFL/LEADERS IN RECEPTIONS

| | |
|-------------------------|-----------------------------|
| 1. Wes Welker 122 | 8. Jason Witten 88 |
| 2. Brandon Marshall 101 | 9. Hines Ward 87 |
| 3. Steve Smith 97 | 10. Anquan Boldin 81 |
| 4. Andre Johnson 95 | 11. Tony Gonzalez 80 |
| 4t Reggie Wayne 95 | 12. Roddy White 79 |
| 6 Larry Fitzgerald 94 | 13t. Randy Moss 78 |
| 7. Dallas Clark 93 | 13t H. Ward and A. Gates 78 |

WELKER AVERAGING 100 YDS PER GAME

Welker is averaging 102.8 receiving yards per game, the fourth highest this decade and the ninth most since the 1970 merger.

HIGHEST NFL RECEIVING AVERAGE IN A SINGLE SEASON

| | |
|--------------------------------|---------------|
| Wes Chandler (San Diego) | 129.0 in 1982 |
| Jerry Rice (San Francisco) | 115.5 in 1995 |
| Isaac Bruce (St. Louis) | 111.3 in 1995 |
| Marvin Harrison (Indianapolis) | 107.6 in 2002 |
| Torry Holt (St. Louis) | 106.0 in 2003 |
| Herman Moore (Detroit) | 105.4 in 1995 |
| Marvin Harrison (Indianapolis) | 103.9 in 1999 |
| Terrell Owens (San Francisco) | 103.6 in 2000 |
| Wes Welker (New England) | 102.8 in 2009 |

PATRIOTS FIRST TO PLAY 7 TEAMS WITH UNDEFEATED RECORDS

New England became the first team in NFL history to face seven teams with an undefeated record in a single season. The Patriots faced Buffalo, New York Jets, Atlanta, Baltimore, Denver, Indianapolis and New Orleans when they were undefeated.

PATRIOTS FORCE TURNOVERS

The Patriots did not force a turnover against Miami (11/8), breaking a streak of 15 straight games with a turnover. That streak had been the longest streak in the NFL. The Patriots are +7 in 2009, which is eighth in the NFL. The Patriots are +77 since 1997. Below is a turnover table since the 1997 season.

NFL TURNOVER MARGIN SINCE 1997

| Rank | Team | Turnover Margin |
|------|--------------|-----------------|
| 1. | New England | +77 |
| 2. | Kansas City | +69 |
| 3. | Jacksonville | +58 |
| 4. | Tampa Bay | +47 |

WILFORK WEARS HEART ON SLEEVE AND NECK

Defensive tackle Vince Wilfork wears No. 75 over his bulky shoulder pads. Underneath hangs a gold chain locket for those who were number one in his heart: his parents. In 2002, parents Vince and Barbara Wilfork both passed away within five months of each other, leaving the then University of Miami star without his greatest support system. His perseverance in the face of despair led him to the NFL, while off the field he became closer with his now strongest supporter, his wife Bianca, who helped him through his losses. While he has many accomplishments on the football field and will always cherish his National Championship and Super Bowl rings, his constant reminder lies closest to his heart, a picture of his late parents at their high school prom.

"I carry them with me wherever I go," Wilfork said of his parents' keepsake. "They're with me. The only regret that I have in life is that my parents are not with me today to see where I am today. But I wouldn't be anywhere today without my wife."



PATRIOTS NEWS & NOTES

MATT LIGHT AND HIS FOUNDATION

The Light Foundation, a nonprofit founded in 2001 by Matt Light, held its signature fundraising event on, September 29 at Addieville East Farm in Mapleville, RI.

The Matt Light Celebrity Shoot-Out, now in its fifth year, offers participants the opportunity to match their shooting skills against Light, his teammates, and a host of local and national celebrities. Proceeds from the one-of-a-kind event benefit the Light Foundation, a youth-based organization that strives to install honesty, accountability and responsibility in young people through unique outdoor learning experiences that include a character development football camp, a financial literacy program offered at area schools and academic scholarships. In the eight years since the organization was founded, it has raised over \$1.2 million to support these programs.

Light wanted a unique, high-profile charity event that would raise funds and exposure for his foundation, and his love of the outdoors naturally came into play.



PATRIOTS WIN GAME NUMBER 400

The Patriots recorded the franchise's 400th all-time victory, including postseason games, with the 26-10 win over Atlanta (9/27). The 400 victories rank third among the eight original AFL teams, behind Denver and Oakland. The eight original AFL teams, including the Patriots, began play in 1960. The Patriots recorded their milestone 400th victory in their 50th season and in their 777th overall game. Since Robert Kraft purchased the team in 1994, the Patriots have 183 victories, more than any other NFL team during that span.

OVERALL VICTORY TOTAL OF ORIGINAL AFL TEAMS

| Team | W | L | T | Pct. |
|-----------------------------|------------|------------|----------|-------------|
| Oakland Raiders | 435 | 352 | 11 | .552 |
| Denver Broncos | 411 | 366 | 10 | .529 |
| New England Patriots | 408 | 372 | 9 | .523 |
| Kansas City Chiefs | 392 | 372 | 12 | .513 |
| San Diego Chargers | 384 | 385 | 11 | .499 |
| Tennessee Titans | 384 | 398 | 6 | .491 |
| Buffalo Bills | 367 | 409 | 8 | .473 |
| New York Jets | 347 | 419 | 8 | .453 |

2009 INDIVIDUAL RANKINGS

| PLAYER | NFL RK | AFC RK |
|-------------------------------|--------|--------|
| QB TOM BRADY | | |
| Passing Yards (4212) | 4 | 3 |
| Touchdown Passes (28) | 4 | 2 |
| QB Rating (97.4) | 8 | 5 |
| WR RANDY MOSS | | |
| Receiving Yards (1,189) | 6 | 5 |
| Receptions (78) | 13t | 7t |
| Touchdown Receptions (13) | 1 | 1 |
| WR WES WELKER | | |
| Receiving Yards (1,336) | 2 | 2 |
| Receptions (122) | 1 | 1 |
| Punt Return Yards (12.5 avg.) | 3 | 1 |
| K STEPHEN GOSTKOWSKI | | |
| Field Goals Made (24) | 9t | 6t |
| Total Points (116) | 5t | 2t |
| Touchbacks (20) | 8 | 3 |

BRADY GOES DEEP

Brady completed two 58-yard passes and an 81-yard pass at Miami (12/6). It is the first time in his career that he has completed three passes of 50 or more yards in the same game. He has five games with two 50-yard completions, including one in 2009. He completed a 63-yard touchdown and a 55-yard pass to WR Randy Moss at Indianapolis (11/15/09).

BRADY WAS THERE FOR "THE CATCH"

In the 2003 AFC Divisional Playoff Game against Tennessee on January 10, 2004, QB Tom Brady threw for 201 yards and one touchdown, leading the Patriots to a narrow 17-14 victory en route to their second Super Bowl. That wasn't the first time Brady had seen a major playoff game come down to the wire on a game played on January 10. A native of the Bay area, Brady was at Candlestick Park for the 1981 NFC Championship game between the 49ers and Cowboys, as a 4-year-old fan, witnessing Dwight Clark's "The Catch" from Joe Montana. According to Gary Myers' book *The Catch*, Brady wept after the play. Said Brady, "Not because I was happy or excited, but because everybody stood up and I couldn't see!" While Brady has been recognized for his stellar credentials, he said Montana, "was and will always be the greatest quarterback ever to play."

LIKE FATHER LIKE SON

WR Matthew Slater spent his college days in Los Angeles at UCLA. The second-year promising young talent was born in 1985, when another Slater in The City of Angels was named to his second of seven Pro Bowls. Matthew's father, Jackie Slater, a Hall of Fame offensive tackle, spent his entire career with the Rams organization in LA. He was voted the NFC Offensive Lineman of the year four times—1983, 1986, 1987, and 1989. Matthew Slater, drafted in 2008, is one of six sons of Hall of Fame members to be drafted in NFL history.

HALL OF FAME FATHERS WITH SONS DRAFTED IN THE NFL

Jackie Slater (class of 2001) – son, Matthew Slater (NE)
 Howie Long (class of 2000) – son, Chris Long (STL)
 Bobby Bell (class of 1983) – son, Bobby Bell (NYJ)
 Tony Dorsett (class of 1994) – son, Anthony Dorsett (HOU)
 Bob Griese (class of 1990) – son, Brian Griese (DEN)
 Kellen Winslow (class of 1995) – son, Kellen Winslow (CLE)

LIKE FATHER LIKE SON, PART 2

CB Shawn Springs has always been a speedster. No doubt, the gift of fast feet was a hereditary gift from his father, Ron Springs, an 8-year NFL running back for the Dallas Cowboys and Tampa Bay Buccaneers. Ron, who tallied over 2,500 rushing and 2,200 receiving yards in his career, became ill in 1990 with Type 2 Diabetes. By 2004, Shawn was a respected NFL veteran, but he was willing to give up his career and offered to donate his kidney to his father, who needed a transplant. Ron declined, saying in a 2005 *Washington Post* article, "I think that was a tremendous gesture, and it just justifies the fact that he's a loving son. But I couldn't have let him do that, because I always prayed and wanted him to be a professional athlete, so I would not have shortened his career by no means necessary."

GUYTON HAS THE WORK ETHIC

Gary Guyton was not drafted into the NFL, but through a solid work ethic was able to make the 53-man roster and earn a starting job in his second year. Taking a peek into his work history shows his work ethic goes beyond the football field. At the end of the season last year, Guyton went back to Georgia Tech and worked as an office assistant at the school's research institute.

"I was an office assistant, right there at the desk," said Guyton, who worked for a small wage at Georgia Tech Research Institute. "Just a regular office assistant. Tech is my school and I enjoyed it."

"He's smart, well prepared," Bill Belichick said. "He understands. He's got a real good understanding of football. Not just his role but where other people have to be. That's what you really want in a defensive signal-caller, someone that understands how it all works."

It's been a long road," Guyton said. "I have come far. I've achieved some things. But I don't look back, just forward."





PATRIOTS NEWS & NOTES

MAYO IS A YOUNG LEADER

Jerod Mayo learned knowledge and discipline are the keys to success while spending afternoons with his three brothers under the supervision of their grandfather, Walter Johnson, a retired Air Force veteran of 30 years. While Mayo's mother worked two jobs, Johnson taught the boys discipline, responsibility and the value of life. Those lessons helped Mayo develop a work ethic and demeanor that has earned him the nickname of "Old Soul" from his teammates. His leadership skills and talent helped him become only the second Patriot to be named Rookie of the Year, earning that title in 2008 to join Michael Haynes (1976).

FREE AGENTS MAKE AN IMPACT

Sixteen players on the New England 53-man roster entered the NFL as rookie free agents. Two that came to the Patriots as rookie free agents are making an impact on the defense. Mike Wright came to New England as a rookie free agent in 2005. He registered his first career two-sack game, dropping Joe Flacco twice for total losses of 17 yards vs. Baltimore (10-4). He currently has a single-season career high with 5.0 sacks. Gary Guyton came to New England as a rookie free agent in 2007. He is second on the team with 88 total tackles and is on pace to finish the season with 94 tackles. Said Bill Belichick about players coming to the Patriots as a free agents, "I think Mike's similar to some of the other players that would fall into that category. Players like Gary Guyton and guys like that who weren't high picks that came in at a pretty early point — Pierre Woods, [Brian] Hoyer — came in and showed that they belonged, both physically and athletically from a football standpoint, recognizing things, reacting, kind of knowing what to do."

TOUGH AT HOME

The Patriots own an overall record of 59-12 (.831) at Gillette Stadium. Since their state-of-the-art facility opened at the beginning of the 2002 season, the Patriots own the NFL's best record at home. In the franchise's first 43 seasons, the Patriots never enjoyed an undefeated season at home. In the past seven seasons at Gillette stadium, the Patriots have celebrated four undefeated seasons (2003, 2004, 2007 and 2009).

BEST HOME RECORDS SINCE 2002

| Team | W | L | T | Pct. |
|--------------|----|----|---|------|
| New England | 59 | 12 | 0 | .831 |
| Pittsburgh | 50 | 19 | 1 | .793 |
| Indianapolis | 55 | 15 | 0 | .786 |
| Baltimore | 47 | 20 | 0 | .701 |
| Seattle | 46 | 22 | 0 | .676 |
| Philadelphia | 48 | 23 | 0 | .676 |
| San Diego | 45 | 22 | 0 | .672 |
| Denver | 43 | 22 | 0 | .662 |

TOP QB HOME RECORDS SINCE 1970 MERGER

| Player | Team(s) | W | L | T | Pct. |
|----------------|---------|-----|----|---|------|
| Tom Brady | NE | 62 | 10 | 0 | .861 |
| Terry Bradshaw | PIT | 75 | 14 | 0 | .843 |
| John Elway | DEN | 104 | 25 | 0 | .806 |
| Steve Young | TB/SF | 63 | 19 | 0 | .768 |

PATRIOTS CLOSE TO HAVING TWO WITH 10-PLUS TOUCHDOWNS

Randy Moss has 13 receiving touchdowns and Laurence Maroney has 9 rushing touchdowns. If Maroney gets a rushing touchdown in the final game at Houston it will mark the first time in Patriots history that the team has finished the season with a player with 10 or more rushing touchdowns and 10 or more receiving touchdowns in the same season. It will be the third time in team history that the Patriots finish with two players with 10 or more touchdowns overall. In 1974, Mack Herron had 12 tds (7 rushing, 5 receiving) and Sam Cunningham had 11 (9 rushing, 2 receiving). In 1976 Steve Grogan had 12 tds (12 rushing) Andy Johnson had 10 tds (6 rushing, 4 receiving).

TOP TELEVISION RATINGS

The Patriots game against the Saints earned a 15.0 rating, representing an average of 14,872,000 households, making it **the second most-watched cable telecast of all time**, as well as **ESPN's second-highest rating** in the network's 30-year history. The Patriots-Saints game finished just shy of ESPN's October 5 (GB at MIN), which set the all-time cable records with a 15.3 rating.

PATRIOTS 2009 RATINGS IN BOSTON TV MARKET

| Date | Opp. | Net. | Boston TV | HH Rat. | HH Share |
|-------|------|------|-----------|---------|----------|
| 09/14 | BUF | ESPN | WCVB | 35.1* | 54* |
| 09/20 | NYJ | CBS | WBZ | 24.6 | 59 |
| 09/27 | ATL | FOX | WFXT | 26.82 | 55 |
| 10/04 | BAL | CBS | WBZ | 28.15 | 62 |
| 10/11 | DEN | CBS | WBZ | 29.73 | 57 |
| 10/18 | TEN | CBS | WBZ | 34.4 | 58 |
| 10/25 | TB | CBS | WBZ | 25.3 | 59 |
| 11/08 | MIA | CBS | WBZ | 28.8 | 68 |
| 11/15 | INDY | NBC | WHDH | 34.4 | 55 |
| 11/22 | NYJ | CBS | WBZ | 34.73 | 59 |
| 11/30 | NO | ESPN | WCVB | 35.0 | 52 |
| 12/6 | MIA | CBS | WBZ | 28.2 | 57 |
| 12/13 | CAR | FOX | WFXT | 27.83 | 57 |
| 12/20 | BUF | CBS | WBZ | 33.3 | 57 |
| Avg.: | | | | 30.05 | 57.8 |

NFL'S BEST ROAD WARRIORS THIS DECADE

Since the start of the 2000 season, the Patriots have the third best road record with a 51-28 record, behind Ind. (55-24) and Phil. (51-27-1), despite a 2-5 road record in 2009.

TEAM RECORD

| | |
|--------------|---------|
| Indianapolis | 55-24 |
| Philadelphia | 51-27-1 |
| New England | 51-28 |

STEPHEN NEAL TAKES A DIFFERENT ROUTE

Guard Stephen Neal knows how to use his 6-4, 305-pound frame. He has used it to gain leverage and overpower defensive linemen since 2001. The three-time Super Bowl Champion arrived in Foxborough with two NCAA titles of his own, except the only padding he saw was on the matted floors.

A championship wrestler at Cal-State Bakersfield, he compiled a 151-10 record, winning titles his junior and senior year, including a title win over NCAA wrestling and UFC heavyweight champion Brock Lesnar. In 1999, Neal won the Dan Hodge Award, known as the Heisman Trophy of wrestling.

Neal is one of only two active NFL players that did not play football in college before turning pro. The other is San Diego Chargers tight end Antonio Gates, a basketball star at Kent State. Gates led the Golden Flashes to the Elite Eight in 2002, averaging 21 points in his senior season.

MERIWEATHER MAKES BIG PLAYS ON BIG STAGE

S Brandon Meriweather prides himself on preparing for every game and every situation — in any location. At Wembley Stadium in London against Tampa Bay, Meriweather showed that not even a different time zone could throw off his timing, picking off the Buccaneers twice in the first six minutes of the game and returning one for a 39-yard touchdown. His two picks were enough to earn him AFC Defensive Player of the Week honors.

To Head Coach Bill Belichick though, Meriweather has been contributing weekly, whether or not the statistics reflect his performance. Said Belichick, "From the beginning of training camp he's really been a leader for us back in the secondary, making calls, making adjustments, sometimes taking harder responsibilities with the safeties. He makes plays that don't show up on the stat sheet."

As for Meriweather, living up to an expectation of a repeat performance is a challenge he welcomes. "My level of expectation is already through the roof," Meriweather said. "I expect myself to be great every day. Not good here, good there, great here, great there — I expect to be great every day."



PATRIOTS 50TH ANNIVERSARY

50TH ANNIVERSARY

The Patriots are celebrating their 50th anniversary season in 2009 through a series of acknowledgements and dedications. The 50th season logo will appear throughout the 2009 season in Gillette Stadium, on Patriots.com, on items in the ProShop and in Patriots publications. For the Patriots and their fans, this season is one to celebrate a franchise that has grown from humble beginnings to become the winningest franchise in the NFL over the last 15 seasons.



ALL-TIME LISTS

Over the course of the year, the Patriots are unveiling a series of 20 "Top 10 All-Time" lists for fans to discuss and debate on Patriots All-Access and Patriots.com. Fans have the opportunity to vote for Top 10s in each of the 20 categories at Patriots.com. Fans can also rank the Top 50 Moments in Franchise History, and the Top 10 Moments, as chosen by the fans, will be unveiled over the course of the season.

ALL-TIME TEAM

In recognition of the 50th anniversary, the Patriots' Hall of Fame nominating committee has selected an All-Time Team recognizing the greatest players at each position to play for the Patriots over 50 years. The Patriots' All-Time Team was recognized in the Patriots' home-opener against Buffalo on Sept. 14.



ALL-TIME HEAD COACH AND HONORARY CAPTS.

Bill Belichick – Head Coach
Gino Cappelletti - Honorary Offensive Captain
Tedy Bruschi – Honorary Defensive Captain

ALL-TIME OFFENSE

| | |
|----------------------------|----------------------------|
| Bruce Armstrong – T | Stanley Morgan - WR |
| Matt Light – T | Troy Brown – WR |
| John Hannah - G | Irving Fryar – WR |
| Logan Mankins – G | Tom Brady – QB |
| Jon Morris – C | Jim Nance – RB |
| Ben Coates – TE | Sam Cunningham – RB |

ALL-TIME DEFENSE

| | |
|-----------------------------|------------------------------|
| Julius Adams – DE | Steve Nelson - ILB |
| Richard Seymour – DE | Nick Buoniconti - ILB |
| Houston Antwine – DT | Mike Haynes - CB |
| Vince Wilfork – DT | Ty Law - CB |
| Andre Tippett – OLB | Fred Marion - S |
| Mike Vrabel – OLB | Rodney Harrison - S |

ALL-TIME SPECIALISTS

| | |
|-------------------------------|---------------------------|
| Adam Vinatieri – PK | Rich Camarillo – P |
| Kevin Faulk – Returner | Mosi Tatupu – SpT |

AFL LEGACY GAMES

This season marks the 50th anniversary for the American Football League (AFL), of which the Patriots were an original member. The Boston Patriots, who hosted the AFL's first regular season game on Sept. 9, 1960 at Boston University Field, were featured in the NFL's first "AFL Legacy Game" on the opening weekend of the 2009 season on Sept. 14, 2009, when the Patriots hosted the Buffalo Bills at Gillette Stadium on Monday Night Football. It was the first of four




"AFL Legacy Games" in which the Patriots appeared this season (at Den, vs. Ten and at Mia). The Patriots wore red and white "throwback" uniforms in those games, replicating the uniforms worn by the 1963 team that claimed

the franchise's first division title and competed in the franchise's first league championship game. Patriots coaches will also wear apparel featuring the Pat Patriot logo.

GAMEDAY PROGRAM DESIGN

The original "Pat Patriot" was born in 1960 when newspaper cartoonist Phil Bissell was assigned to sketch a reaction upon the announcement that

Boston's American Football League team would be called the Patriots. From his original "Pat" cartoon, Bissell became forever linked with the franchise that wore a copy based off of his original figure on its helmets from 1961 to 1992. Bissell, a resident of Rockport, Mass., also contributed stylized "Pat Patriot" cartoons to the covers of over 50 Patriots game programs throughout the team's AFL seasons from 1960-69. In recognition of the Patriots 50th anniversary, Bissell has been commissioned to create the covers of this season's *Patriots GameDay* magazines in the same style of those early covers.



that Boston's American Football League team would be called the Patriots. From his original "Pat" cartoon, Bissell became forever linked with the franchise that wore a copy based off of his original figure on its helmets from 1961 to 1992. Bissell, a resident of Rockport, Mass., also contributed stylized "Pat Patriot" cartoons to the covers of over 50 Patriots game programs throughout the team's AFL seasons from 1960-69. In recognition of the Patriots 50th anniversary, Bissell has been commissioned to create the covers of this season's *Patriots GameDay* magazines in the same style of those early covers.

50TH ANNIVERSARY AFL EXHIBIT

The Hall at Patriot Place presented by Raytheon is a monument to 50 years of Patriots history. In recognition of both the Patriots' 50th anniversary and the 50th anniversary of the AFL, The Hall is featuring a special exhibit throughout the 2009 season of game-worn jerseys, helmets and other memorabilia from the AFL era. "The AFL Turns 50" is the most extensive collection of AFL memorabilia viewable anywhere. For more information visit the thehallatpatriotplace.com or call 508-698-4800.



2009 OFFENSIVE STATISTICS

WON 10, LOST 5

| | | |
|------------------|------------------|--------|
| 09/14 W 25-24 | Buffalo | 68,756 |
| 09/20 L 9-16 | at New York Jets | 78,312 |
| 09/27 W 26-10 | Atlanta | 68,756 |
| 10/04 W 27-21 | Baltimore | 68,756 |
| 10/11 L 17-20 OT | at Denver | 76,011 |
| 10/18 W 59- 0 | Tennessee | 68,756 |
| 10/25 W 35- 7 | at Tampa Bay | 84,254 |
| 11/08 W 27-17 | Miami | 68,756 |
| 11/15 L 34-35 | at Indianapolis | 67,476 |
| 11/22 W 31-14 | New York Jets | 68,756 |
| 11/30 L 17-38 | at New Orleans | 70,768 |
| 12/06 L 21-22 | at Miami | 70,102 |
| 12/13 W 20-10 | Carolina | 68,756 |
| 12/20 W 17-10 | at Buffalo | 70,000 |
| 12/27 W 35- 7 | Jacksonville | 68,756 |
| 01/03 | at Houston | |

N.E. Opp.

| | | |
|--------------------|---------|---------|
| TOTAL FIRST DOWNS | 352 | 260 |
| Rushing | 110 | 71 |
| Passing | 208 | 175 |
| Penalty | 34 | 14 |
| 3rd Down: Made/Att | 86/196 | 69/187 |
| 3rd Down Pct. | 43.9 | 36.9 |
| 4th Down: Made/Att | 11/21 | 10/20 |
| 4th Down Pct. | 52.4 | 50.0 |
| POSSESSION AVG. | 33:13 | 26:47 |
| TOTAL NET YARDS | 6040 | 4684 |
| Avg. Per Game | 402.7 | 312.3 |
| Total Plays | 1017 | 874 |
| Avg. Per Play | 5.9 | 5.4 |
| NET YARDS RUSHING | 1847 | 1624 |
| Avg. Per Game | 123.1 | 108.3 |
| Total Rushes | 447 | 371 |
| NET YARDS PASSING | 4193 | 3060 |
| Avg. Per Game | 279.5 | 204.0 |
| Sacked/Yards Lost | 16/90 | 30/221 |
| Gross Yards | 4283 | 3281 |
| Att./Completions | 554/365 | 473/276 |
| Completion Pct. | 65.9 | 58.4 |
| Had Intercepted | 12 | 17 |
| PUNTS/AVERAGE | 54/39.1 | 77/41.4 |
| NET PUNTING AVG. | 54/34.5 | 77/35.3 |
| PENALTIES/YARDS | 77/688 | 86/745 |
| FUMBLES/BALL LOST | 16/8 | 26/10 |
| TOUCHDOWNS | 47 | 30 |
| Rushing | 17 | 4 |
| Passing | 28 | 23 |
| Returns | 2 | 3 |

| * SCORE BY PERIODS | Q1 | Q2 | Q3 | Q4 | OT | PTS |
|--------------------|----|-----|----|----|----|-----|
| TEAM | 92 | 177 | 63 | 68 | 0 | 400 |
| OPPONENTS | 40 | 83 | 53 | 72 | 3 | 251 |

| * SCORING | TD-Ru | Pa | Rt | K-PAT | FG | S | PTS |
|---------------------|-------|-----------|-----|-------|-------|--------|-------|
| Gostkowski | 0 | 0 | 0 | 0 | 44/44 | 24/29 | 0 116 |
| Moss | 13 | 0 | 13 | 0 | 0 | 0 | 80 |
| Maroney | 9 | 9 | 0 | 0 | 0 | 0 | 54 |
| Watson | 5 | 0 | 5 | 0 | 0 | 0 | 30 |
| Welker | 4 | 0 | 4 | 0 | 0 | 0 | 24 |
| Faulk | 3 | 2 | 1 | 0 | 0 | 0 | 18 |
| Aiken | 2 | 0 | 2 | 0 | 0 | 0 | 12 |
| Baker | 2 | 0 | 2 | 0 | 0 | 0 | 12 |
| Morris | 2 | 2 | 0 | 0 | 0 | 0 | 12 |
| F. Taylor | 2 | 2 | 0 | 0 | 0 | 0 | 12 |
| Bodden | 1 | 0 | 0 | 1 | 0 | 0 | 6 |
| Brady | 1 | 1 | 0 | 0 | 0 | 0 | 6 |
| Edelman | 1 | 0 | 1 | 0 | 0 | 0 | 6 |
| Hoyer | 1 | 1 | 0 | 0 | 0 | 0 | 6 |
| Meriweather | 1 | 0 | 0 | 1 | 0 | 0 | 6 |
| TEAM | 47 | 17 | 28 | 2 | 44/44 | 24/29 | 0 400 |
| OPPONENTS | 30 | 4 | 23 | 3 | 29/29 | 14/18 | 0 251 |
| 2-Pt Conv: Moss, TM | 1-3 | OPP | 0-1 | | | | |
| SACKS: Banta-Cain | 9.5 | Wright | 5 | | | | |
| D. Burgess | 4 | A. Thomas | 3 | Chung | 2 | Guyton | 2 |
| TM | 30 | OPP | 16 | | | | |

FUM/LOST: Brady 4/2, Maroney 4/4, Morris 2/1, Moss 2/1, Welker 2/0, Edelman 1/0, Faulk 1/0

| * PASSING | Att | Cmp | Yds | Cmp% | Yds/Att | TD | TD% | Int | Int% | Long | Sack/Lost | Rating |
|-----------|-----|-----|------|------|---------|----|-----|-----|------|------|-----------|--------|
| Brady | 539 | 354 | 4212 | 65.7 | 7.81 | 28 | 5.2 | 12 | 2.2 | 81t | 15/ 82 | 97.4 |
| Hoyer | 15 | 11 | 71 | 73.3 | 4.73 | 0 | 0.0 | 0 | 0.0 | 16 | 1/ 8 | 82.9 |
| TEAM | 554 | 365 | 4283 | 65.9 | 7.73 | 28 | 5.1 | 12 | 2.2 | 81t | 16/ 90 | 97.0 |
| OPPONENTS | 473 | 276 | 3281 | 58.4 | 6.94 | 23 | 4.9 | 17 | 3.6 | 75t | 30/ 221 | 80.8 |

| * RUSHING | No. | Yds | Avg | Long | TD |
|-------------|-----|------|------|------|----|
| Maroney | 194 | 757 | 3.9 | 45t | 9 |
| Faulk | 62 | 335 | 5.4 | 29 | 2 |
| Morris | 66 | 310 | 4.7 | 55 | 2 |
| F. Taylor | 56 | 236 | 4.2 | 19 | 2 |
| Green-Ellis | 22 | 92 | 4.2 | 29 | 0 |
| Brady | 29 | 44 | 1.5 | 9 | 1 |
| Welker | 5 | 36 | 7.2 | 11 | 0 |
| Hoyer | 9 | 15 | 1.7 | 20 | 1 |
| Tate | 1 | 11 | 11.0 | 11 | 0 |
| Slater | 1 | 6 | 6.0 | 6 | 0 |
| Edelman | 2 | 5 | 2.5 | 5 | 0 |
| TEAM | 447 | 1847 | 4.1 | 55 | 17 |
| OPPONENTS | 371 | 1624 | 4.4 | 50 | 4 |

| * RECEIVING | No. | Yds | Avg | Long | TD |
|-------------|-----|------|------|------|----|
| Welker | 122 | 1336 | 11.0 | 58 | 4 |
| Moss | 78 | 1189 | 15.2 | 71t | 13 |
| Faulk | 37 | 301 | 8.1 | 38t | 1 |
| Edelman | 27 | 256 | 9.5 | 29 | 1 |
| Watson | 26 | 372 | 14.3 | 36 | 5 |
| Aiken | 18 | 317 | 17.6 | 81t | 2 |
| Morris | 16 | 167 | 10.4 | 35 | 0 |
| Maroney | 14 | 99 | 7.1 | 17 | 0 |
| Baker | 13 | 129 | 9.9 | 36t | 2 |
| Galloway | 7 | 67 | 9.6 | 19 | 0 |
| Stanback | 3 | 22 | 7.3 | 9 | 0 |
| F. Taylor | 2 | 17 | 8.5 | 13 | 0 |
| Green-Ellis | 2 | 11 | 5.5 | 6 | 0 |
| TEAM | 365 | 4283 | 11.7 | 81t | 28 |
| OPPONENTS | 276 | 3281 | 11.9 | 75t | 23 |

| * INTERCEPTIONS | No. | Yds | Avg | Long | TD |
|-----------------|-----|-----|------|------|----|
| Meriweather | 5 | 149 | 29.8 | 56 | 1 |
| Bodden | 5 | 60 | 12.0 | 53t | 1 |
| Wilhite | 2 | 17 | 8.5 | 17 | 0 |
| Butler | 2 | 0 | 0.0 | 0 | 0 |
| Springs | 1 | 8 | 8.0 | 8 | 0 |
| Chung | 1 | 2 | 2.0 | 2 | 0 |
| Moss | 1 | 0 | 0.0 | 0 | 0 |
| TEAM | 17 | 236 | 13.9 | 56 | 2 |
| OPPONENTS | 12 | 131 | 10.9 | 38 | 1 |

| * PUNTING | No. | Yds | Avg | Net | TB | In | Lg | B |
|-----------|-----|------|------|------|----|----|----|---|
| Hanson | 53 | 2112 | 39.8 | 34.5 | 5 | 16 | 56 | 1 |
| TEAM | 54 | 2112 | 39.1 | 34.5 | 5 | 16 | 56 | 1 |
| OPPONENTS | 77 | 3187 | 41.4 | 35.3 | 2 | 21 | 64 | 0 |

| * PUNT RETURNS | Ret | FC | Yds | Avg | Long | TD |
|----------------|-----|----|-----|------|------|----|
| Welker | 27 | 16 | 338 | 12.5 | 69 | 0 |
| Edelman | 6 | 0 | 63 | 10.5 | 35 | 0 |
| Faulk | 5 | 2 | 31 | 6.2 | 15 | 0 |
| TEAM | 38 | 18 | 432 | 11.4 | 69 | 0 |
| OPPONENTS | 19 | 16 | 149 | 7.8 | 20 | 0 |

| * KICKOFF RETURNS | No. | Yds | Avg | Long | TD |
|-------------------|-----|-----|-----|------|----|
|-------------------|-----|-----|-----|------|----|

| | | | | | |
|-----------|----|------|------|----|---|
| Maroney | 13 | 279 | 21.5 | 52 | 0 |
| Edelman | 11 | 241 | 21.9 | 32 | 0 |
| Slater | 9 | 207 | 23.0 | 31 | 0 |
| Faulk | 6 | 144 | 24.0 | 32 | 0 |
| Tate | 4 | 106 | 26.5 | 34 | 0 |
| Butler | 2 | 34 | 17.0 | 20 | 0 |
| Welker | 2 | 45 | 22.5 | 27 | 0 |
| Connolly | 1 | 16 | 16.0 | 16 | 0 |
| TEAM | 48 | 1072 | 22.3 | 52 | 0 |
| OPPONENTS | 65 | 1564 | 24.1 | 51 | 0 |

| * FIELD GOALS | 1-19 | 20-29 | 30-39 | 40-49 | 50+ |
|---------------|------|-------|-------|-------|-----|
|---------------|------|-------|-------|-------|-----|

| | | | | | |
|-------------|---------------|---------------|-------------------|-----------|---------------|
| Gostkowski | 0/ 0 | 7/ 7 | 12/13 | 4/ 7 | 1/2 |
| TEAM | 0/ 0 | 7/ 7 | 12/13 | 4/ 7 | 1/2 |
| OPPONENTS | 0/ 0 | 6/ 6 | 4/ 5 | 3/ 4 | 1/3 |
| Gostkowski: | (41N,20G,28G) | (45G,25G,29G) | (21G,33G,22G,33G) | (32G,33G) | (53G,40N) |
| | (39N,33G) | () | (30G,38G,34G,40G) | (31G,36G) | (26G,40N) |
| | (36G,50N) | () | (48G,47G) | (30G) | () |
| OPP: | (40G) | (33G,24G,39G) | (26G) | () | (48N,24G,41G) |
| | () | (52G) | () | () | (30G,37N) |
| | (29G,24G,41G) | (53N,36G) | | | |
| | (25G,56N) | () | | | |
| Mayo | 1.5 | Green | 1 | Ninkovich | 1 |
| Warren | 1 | | | | |



2009 DEFENSIVE STATISTICS

Tackle Statistics based on Coaches Film Review

| PLAYER | TACKLES | | | SACKS | | | INTERCEPTIONS | | | | FUMBLES | | | | SP. TEAMS | | | | |
|-----------------------|---------|-----|-----|-------|-------|----|---------------|-----|----|----|---------|-----|-----|----|-----------|----|----|----|----|
| Name | TT | UT | A | S/ | Yds | QH | Int/ | Yds | TD | PD | FF | FR/ | Yds | TD | TT | UT | A | FF | FR |
| Jerod Mayo | 105 | 69 | 36 | 1.5 | 14.5 | 4 | 0 | 0 | 0 | 0 | 1 | 0 | 0 | 0 | 0 | 0 | 0 | 0 | 0 |
| Gary Guyton | 88 | 48 | 40 | 2.0 | 10.0 | 8 | 0 | 0 | 0 | 4 | 0 | 0 | 0 | 0 | 0 | 0 | 0 | 0 | 0 |
| Brandon Meriweather | 73 | 43 | 30 | 0.0 | 0.0 | 0 | 5 | 149 | 1 | 9 | 1 | 0 | 0 | 0 | 5 | 3 | 2 | 0 | 0 |
| Vince Wilfork | 65 | 39 | 26 | 0.0 | 0.0 | 0 | 0 | 0 | 0 | 2 | 1 | 0 | 0 | 0 | 0 | 0 | 0 | 0 | 1 |
| Brandon McGowan | 64 | 42 | 22 | 0.0 | 0.0 | 3 | 0 | 0 | 0 | 5 | 3 | 1 | 0 | 0 | 12 | 9 | 3 | 0 | 0 |
| Ty Warren | 57 | 37 | 20 | 1.0 | 9.0 | 4 | 0 | 0 | 0 | 1 | 0 | 0 | 0 | 0 | 0 | 0 | 0 | 0 | 0 |
| Tully Banta-Cain | 57 | 41 | 16 | 9.5 | 69.5 | 15 | 0 | 0 | 0 | 1 | 2 | 0 | 0 | 0 | 0 | 0 | 0 | 0 | 0 |
| Leigh Bodden | 54 | 43 | 11 | 0.0 | 0.0 | 0 | 5 | 60 | 1 | 17 | 1 | 1 | 0 | 0 | 0 | 0 | 0 | 0 | 0 |
| Mike Wright | 47 | 26 | 21 | 5.0 | 45.0 | 7 | 0 | 0 | 0 | 2 | 1 | 1 | 0 | 0 | 0 | 0 | 0 | 0 | 0 |
| Jarvis Green | 46 | 25 | 21 | 1.0 | 8.0 | 3 | 0 | 0 | 0 | 0 | 0 | 0 | 0 | 0 | 0 | 0 | 0 | 0 | 0 |
| Jonathan Wilhite | 38 | 30 | 8 | 0.0 | 0.0 | 0 | 2 | 17 | 0 | 5 | 0 | 1 | 0 | 0 | 4 | 2 | 2 | 0 | 0 |
| Shawn Springs | 36 | 32 | 4 | 0.0 | 0.0 | 0 | 1 | 8 | 0 | 4 | 0 | 0 | 0 | 0 | 0 | 0 | 0 | 0 | 0 |
| Adalius Thomas | 31 | 21 | 10 | 3.0 | 25.0 | 6 | 0 | 0 | 0 | 2 | 0 | 0 | 0 | 0 | 0 | 0 | 0 | 0 | 0 |
| Darius Butler | 29 | 26 | 3 | 0.0 | 0.0 | 0 | 2 | 0 | 0 | 7 | 0 | 0 | 0 | 0 | 0 | 0 | 0 | 0 | 0 |
| James Sanders | 29 | 23 | 6 | 0.0 | 0.0 | 0 | 0 | 0 | 0 | 3 | 1 | 1 | 0 | 0 | 5 | 3 | 2 | 0 | 0 |
| Derrick Burgess | 28 | 15 | 13 | 4.0 | 24.0 | 7 | 0 | 0 | 0 | 0 | 2 | 1 | 0 | 0 | 0 | 0 | 0 | 0 | 0 |
| Pat Chung | 26 | 19 | 7 | 2.0 | 13.0 | 2 | 1 | 2 | 0 | 1 | 0 | 0 | 0 | 0 | 11 | 5 | 6 | 0 | 0 |
| Myron Pryor | 22 | 12 | 10 | 0.0 | 0.0 | 2 | 0 | 0 | 0 | 0 | 1 | 0 | 0 | 0 | 0 | 0 | 0 | 0 | 0 |
| Pierre Woods | 17 | 10 | 7 | 0.0 | 0.0 | 0 | 0 | 0 | 0 | 0 | 0 | 0 | 0 | 0 | 17 | 11 | 6 | 0 | 0 |
| Junior Seau | 13 | 6 | 7 | 0.0 | 0.0 | 1 | 0 | 0 | 0 | 0 | 0 | 1 | 0 | 0 | 0 | 0 | 0 | 0 | 0 |
| Rob Ninkovich | 9 | 4 | 5 | 1.0 | 3.0 | 2 | 0 | 0 | 0 | 1 | 0 | 0 | 0 | 0 | 10 | 10 | 0 | 0 | 0 |
| Ron Brace | 9 | 6 | 3 | 0.0 | 0.0 | 0 | 0 | 0 | 0 | 0 | 0 | 0 | 0 | 0 | 0 | 0 | 0 | 0 | 0 |
| Titus Adams | 3 | 0 | 3 | 0.0 | 0.0 | 0 | 0 | 0 | 0 | 0 | 0 | 0 | 0 | 0 | 0 | 0 | 0 | 0 | 0 |
| Terrence Wheatley | 2 | 2 | 0 | 0.0 | 0.0 | 0 | 0 | 0 | 0 | 0 | 0 | 0 | 0 | 0 | 3 | 1 | 2 | 0 | 0 |
| Bret Lockett | 2 | 1 | 1 | 0.0 | 0.0 | 0 | 0 | 0 | 0 | 0 | 0 | 0 | 0 | 0 | 5 | 3 | 2 | 0 | 0 |
| Eric Alexander | 0 | 0 | 0 | 0.0 | 0.0 | 0 | 0 | 0 | 0 | 0 | 0 | 0 | 0 | 0 | 12 | 4 | 8 | 1 | 0 |
| Sam Aiken | 0 | 0 | 0 | 0.0 | 0.0 | 0 | 0 | 0 | 0 | 0 | 0 | 0 | 0 | 0 | 11 | 8 | 3 | 1 | 0 |
| Stephen Gostkowski | 0 | 0 | 0 | 0.0 | 0.0 | 0 | 0 | 0 | 0 | 0 | 0 | 0 | 0 | 0 | 5 | 4 | 1 | 0 | 1 |
| Jake Ingram | 0 | 0 | 0 | 0.0 | 0.0 | 0 | 0 | 0 | 0 | 0 | 0 | 0 | 0 | 0 | 2 | 1 | 1 | 0 | 0 |
| BenJarvus Green-Ellis | 0 | 0 | 0 | 0.0 | 0.0 | 0 | 0 | 0 | 0 | 0 | 0 | 0 | 0 | 0 | 5 | 2 | 3 | 0 | 0 |
| Matthew Slater | 0 | 0 | 0 | 0.0 | 0.0 | 0 | 0 | 0 | 0 | 0 | 0 | 0 | 0 | 0 | 7 | 6 | 1 | 0 | 0 |
| Kyle Arrington | 0 | 0 | 0 | 0.0 | 0.0 | 0 | 0 | 0 | 0 | 0 | 0 | 0 | 0 | 0 | 17 | 12 | 5 | 0 | 0 |
| Randy Moss | 0 | 0 | 0 | 0.0 | 0.0 | 0 | 1 | 0 | 0 | 1 | 0 | 0 | 0 | 0 | 0 | 0 | 0 | 0 | 0 |
| | 950 | 620 | 330 | 30.0 | 221.0 | 64 | 17 | 236 | 2 | 65 | 14 | 7 | 0 | 0 | 131 | 84 | 47 | 1 | 1 |

| FUMBLES - LOST (16-8) | | | | |
|-----------------------|------|-----|------|------|
| No. | Lost | Own | | O.B. |
| | | Rec | O.B. | |
| Tom Brady | 4 | 2 | 0 | 0 |
| Kevin Faulk | 1 | 0 | 0 | 0 |
| Leigh Bodden | 0 | 0 | 1 | 0 |
| Sammy Morris | 2 | 1 | 0 | 0 |
| Nick Kaczur | 0 | 0 | 1 | 0 |
| Wes Welker | 2 | 0 | 1 | 0 |
| Larence Maroney | 4 | 4 | 0 | 0 |
| Julian Edelman | 1 | 0 | 1 | 0 |
| Mark LeVoi | 0 | 0 | 1 | 0 |
| Benjamin Watson | 0 | 0 | 1 | 0 |
| Dan Koppen | 0 | 0 | 1 | 0 |
| Randy Moss | 2 | 1 | 1 | 0 |
| | 16 | 8 | 8 | 0 |

| MISC. OFFENSIVE STATS | | | | |
|-----------------------|-----|-----|----|----|
| | Tkl | Ast | FF | FR |
| Randy Moss | 3 | 0 | 0 | 1 |
| Logan Mankins | 1 | 0 | 0 | 0 |
| Ben Watson | 1 | 0 | 0 | 0 |
| Dan Koppen | 2 | 0 | 0 | 1 |
| Kevin Faulk | 1 | 0 | 0 | 0 |
| Wes Welker | 3 | 0 | 0 | 1 |
| Laurence Maroney | 1 | 0 | 1 | 0 |
| | 12 | 0 | 1 | 3 |

| KEY | |
|-----------------------|---|
| TT-Total Tackles | Int/Yds-Interceptions/Yards Returned |
| UT-Unassisted Tackles | PD-Passes Defensed |
| A-Assisted Tackles | FF-Forced Fumbles |
| S/YL-Sacks/Yards Lost | FR/Yds-Fumble Recoveries/Yards Returned |
| QH-Quarterback Hits | |

| BLOCKED KICKS | | |
|---------------|----|---|
| XP | FG | P |
| | | |
| Totals | | |



PATRIOTS FOOTBALL NETWORK

The **Patriots Football Network** (PFN) is the full portfolio of media offerings from the three-time Super Bowl Champion New England Patriots. PFN provides Patriots content produced both in-house and with media partners spanning print, television, radio and the Internet.

PATRIOTS ALL ACCESS

Emmy-Award winning Patriots All Access airs weekly throughout the season on WBZ, Channel 4 in Boston and regional affiliates. Patriots All Access features exclusive, behind-the-scenes access and in-depth weekly features on Patriots players and personnel. Hosted by WBZ's Steve Burton, the show features weekly sit-downs with Coach Bill Belichick, including the popular "Belestrator" segment where the coach breaks down upcoming opponents.



Saturdays at 7:00 p.m. and Sundays at 10:00 a.m. on **WBZ-TV Channel 4 in Boston**
 Sundays at 10:00 a.m. on **WNAC-TV in Providence**; Saturdays at 12:05 a.m. on **WMUR-TV in Manchester, N.H.**
 Saturdays at 5:00 a.m. on **WMTW-TV in Portland, Maine**; Saturdays at 5:00 p.m. on **WCTX-TV in Hartford, Conn.**
 Saturdays at 7:00 p.m. on **WFXQ-TV in Springfield, Mass.**; Sundays at 11:00 a.m. on **WVII-TV in Bangor, Maine**

TOTALLY PATRIOTS



Totally Patriots, a youth-oriented football show, airs each Sunday morning at 10 a.m. on WSBK, Channel 38 in Boston. Each week, Totally Patriots allows the next generation of Patriots fans unprecedented access to their favorite players, enabling them to ask questions in a relaxed, informal setting. The program also includes the opportunity to win college scholarships by writing weekly essays on the Patriots.

PATRIOTS TODAY AND PATRIOTS THIS WEEK

PATRIOTS TODAY: Available daily at Patriots.com and on Verizon Fios on Demand

PATRIOTS THIS WEEK: Saturdays at 10:00 p.m. on WSBK Channel 38 *Patriots Today* gives fans a daily, in-depth look at the club that is unmatched by any other outlet. The show is hosted by Kristina Akra with daily reports from Brian Lowe and twice-weekly analysis from PFW's Paul Perillo. This daily Webcast is dedicated exclusively to the Patriots and provides daily features, reports and commentary that will satisfy every fan's daily Patriots fix. Every Saturday night during the season on Channel 38, Kristina Akra will bring you *Patriots This Week*, providing a thorough recap of each week's developments.

PATRIOTS.COM NEWS

Patriots.com features daily updates and exclusive content from the writers of *Patriots Football Weekly*, offering everything from breaking news to player features and the popular "Ask PFW" postings.

VIDEO

The first professional sports team website to offer streaming video provides Patriots fans with a variety of exclusive video content. Visitors can choose their channel and watch exclusive video from news to cheerleaders. Patriots.com also features video of every Patriots press conference, including postgame press conferences and Coach Belichick's weekday media updates.

AUDIO

Patriots Web Radio programming is available exclusively on Patriots.com 24 hours a day, seven-days a week Monday. Kicking off the programming lineup is PFW In Progress, a daily online program that features candid commentary from the writers of *Patriots Football Weekly*. Following PFW In Progress is Patriots Playbook, hosted by John Rooke, featuring items from around the NFL. Stay tuned for the debut of new shows during the 2009 season. Patriots.com also offers streaming audio of every Patriots press conference, as well as archives of Patriots.com Radio shows. Patriots.com provides podcasts of Patriots.com radio offerings as well as exclusive content.

PATRIOTS MONDAY ON WEEI

WEEI Sports Radio broadcasts Patriots Monday each week, offering fans unique insight and analysis from Coach Belichick and Tom Brady in addition to other Patriots players. WEEI will broadcast Patriots Monday live from Gillette Stadium each Monday, kicking off with Dennis & Callahan at 6:00 a.m.

PATRIOTS FRIDAY ON WEEI

WEEI Sports Radio broadcasts Patriots Friday each week, offering fans a look ahead at the weekend's game, match ups and rivalries. Various Patriots players will be featured on air. WEEI will broadcast Patriots Fridays each week throughout the season, kicking off with Dennis & Callahan at 6:00 a.m., followed by Dale & Holley at 10:00 a.m. and The Big Show with Glenn Ordway from 2:00 to 6:00 p.m.

98.5 THE SPORTS HUB PATRIOTS RADIO NETWORK

A new era in Patriots Radio history begins this season, with the move of the game broadcasts to 98.5 FM, Boston's Sports Hub. The transition to Boston's new all-sports radio station insures that Patriots fans will continue to hear every kick, block and tackle in stereo, and without static, in crystal-clear FM quality. Fans all over New England will be able to listen in to any of 36 stations on the Safety Insurance 98.5 The Sports Hub Patriots Radio Network, starting with Patriots Preview three hours before kickoff, and capped off with Patriots Postgame for three hours after the final gun.



FLAGSHIP STATION

98.5 FM Boston's Sports Hub

MASSACHUSETTS

| | | |
|------|----------------|----------|
| WAQY | Springfield | 102.1 FM |
| WBEC | Pittsfield | 1420 AM |
| WPKZ | Fitchburg | 1280 AM |
| WNAW | N. Adams | 1230 AM |
| WBSM | New Bedford | 1420 AM |
| WPVQ | Greenfield | 95.3 FM |
| WSAR | Fall River | 1480 AM |
| WSBS | Gt. Barrington | 860 AM |
| WWFX | Worcester | 100.1 FM |
| WXTK | Hyannis | 95.1 FM |

NEW HAMPSHIRE

| | | |
|------|------------|----------|
| WTPL | Concord | 107.7 FM |
| WSAK | Hampton | 102.1 FM |
| WLKZ | Laconia | 104.9 FM |
| WKNE | Keene | 99.1 FM |
| WSHK | Portsmouth | 105.3 FM |
| WSMN | Nashua | 1590 AM |
| WPKQ | N. Conway | 103.7 FM |
| WGAM | Manchester | 1250 AM |

RHODE ISLAND

| | | |
|------|------------|---------|
| WPRO | Providence | 630 AM |
| WEAN | Providence | 99.7 FM |

VERMONT

| | | |
|------|--------------|----------|
| WBTN | Bennington | 1370 AM |
| WORK | Barre | 107.1 FM |
| WKVT | Brattleboro | 92.7 FM |
| WEAV | Burlington | 960 AM |
| WIKE | Newport | 1490 AM |
| WEXP | Rutland | 101.5 FM |
| WSTJ | St Johnsbury | 1340 AM |
| WMXR | Woodstock | 93.9 FM |

MAINE

| | | |
|------|--------------|----------|
| WEBB | Augusta | 98.5 FM |
| WWMJ | Bangor | 95.7 FM |
| WBLM | Portland | 102.9 FM |
| WEGP | Presque Isle | 1390 AM |

CONNECTICUT

| | | |
|------|------------|----------|
| WCCC | Hartford | 106.9 FM |
| WXLN | New London | 104.7 FM |
| WINY | Putnam | 1350 AM |
| WGCH | Greenwich | 1490 AM |



PATRIOTS GAME NOTES

OFFENSE

WR Wes Welker (TR-MIA, '07)

Sixth-year veteran set career high with 192 yards receiving and 15 receptions vs. the Jets (11/22)... In 2004, Welker became the first player in NFL history to return a punt, return a kick, kick a field goal, kick an extra point and kickoff in the same game- against the Patriots.

Welker vs. Houston

| G | Rec | Yds | Avg | LG | TD |
|---|-----|-----|------|----|----|
| 2 | 4 | 55 | 13.8 | 29 | 0 |

Kick Returns

| No | Yds | Avg | LG | TD |
|----|-----|------|----|----|
| 6 | 155 | 25.8 | 33 | 0 |

Punt Returns

| No | FC | Yds | Avg | Lg | TD |
|----|----|-----|------|----|----|
| 1 | 2 | 11 | 11.0 | 11 | 0 |

LT Matt Light (D2, '01)

One of four remaining players from the Patriots first Super Bowl win (Tom Brady, Kevin Faulk and Stephen Neal)...In 2007, Light started every game as part of a Patriots offensive line that allowed just 21 sacks, the fewest for the franchise in 30 years.

This is Light's 3rd game vs. Houston

LG Logan Mankins (D2, '05)

Fifth-year mainstay at guard earned Pro Bowl honors in 2007, becoming the only Patriots guard along with John Hannah to make the Pro Bowl since the 1970 AFL-NFL Merger.

This is Mankins' 2nd game vs. Houston



C Dan Koppen (D5, '03)

Koppen has started 102 of 103 games for the Patriots over seven seasons with the club...Earned first career Pro-Bowl selection in 2007, becoming the third center in Patriots history to garner All-Star status.

This is Koppen's 3rd game vs. Houston

RG Stephen Neal (FA, '01)

One of the longest tenured Patriots, Neal was signed as a rookie free agent in 2001 and wears three Super Bowl rings for his efforts.

This is Neal's 2nd game vs. Houston

RT Nick Kaczur (D3, '05)

Kaczur, a native of Brantford, Ontario, has started 62 of 67 regular season contests and seven playoff games in his four-year career... Became first four-time All-Mid America Conference player in Toledo history.

This is Kaczur's 2nd game vs. Houston

TE Benjamin Watson (D1, '04)

Holds the club record for longest touchdown reception (63 yards) in Patriots playoff history (1/7/06 vs. Jacksonville)...Recorded the third multi-touchdown game of his career when he snagged two touchdowns in the final 2:10 of a come-from-behind win vs. Buffalo (9/15/09)...Third on the team with five trips to the end zone in 2009.

This is Watson's 1st game vs. Houston

WR Randy Moss (TR-OAK, '07)

12-year veteran is second all-time in NFL history with 64 career 100-yard receiving games...Ranks second all-time with 148 touchdown grabs...Tied a career single-game best with 12 receptions vs. Buffalo (9/14)...Recorded his ninth game of three or more touchdown receptions vs. Jacksonville (12/27).

Moss vs. Houston

| G | Rec | Yds | Avg | LG | TD |
|---|-----|-----|------|-----|----|
| 2 | 9 | 134 | 14.9 | 50t | 2 |

QB Tom Brady (D6, '00)

Brady enters this week's game with a career winning percentage of .770, the best record of any NFL quarterback in the Super Bowl Era with at least 100 starts...Has been named AFC Offensive Player of the Week twice already in 2009, including Week 6, when he threw a record five touchdown passes in one quarter...Also named AFC Offensive Player of the Month for October.



Brady vs. Houston

| G | Att | Com | Yds | Pct. | TD | INT | LG |
|---|-----|-----|-----|------|----|-----|----|
| 2 | 70 | 45 | 477 | .643 | 4 | 2 | 3t |

RB Laurence Maroney (D1, '06)

Rushed for a career high 156 yards against the Dolphins in 2007...Fourth-year veteran leads the team in rushing attempts (166), yards (654) and rushing touchdowns (8)...Scampered to his fifth career 100-yard rushing performance in a 59-0 victory over Tennessee in Week 6...Also took off for a 2009 team best 45-yard touchdown run against the Titans.

This is Maroney's 1st game vs. Houston

TE Chris Baker (FA, '09)

Eight-year veteran joined the Patriots in 2009 after seven seasons with the New York Jets...Played in his 100th career game in the season opener vs. Buffalo (9/14)...Hauled in his first touchdown as a Patriot vs. Atlanta (9/27).

Baker vs. Houston

| G | Rec | Yds | Avg | LG | TD |
|---|-----|-----|------|----|----|
| 3 | 1 | 28 | 28.0 | 28 | 0 |



PATRIOTS GAME NOTES

DEFENSE

LE Ty Warren (D1, '03)

Seventh-year veteran is seventh on the team with 57 tackles...Racked up a season-high eight tackles and a sack Week 2 vs. the Jets (9/20).



Warren vs. Houston

| G | Tot | Sol | Ast | Sk/Yds | Int/Yds | PD | FF | FR |
|---|-----|-----|-----|--------|---------|----|----|----|
| 2 | 7 | 5 | 2 | 0 | 0 | 0 | 0 | 0 |

RE Jarvis Green (D4, '02)

Eighth-year veteran's 120 games played for the Patriots rank first among active New England defensive players ...Tallied a season-high seven tackles vs. the New York Jets (9/20).

Green vs. Houston

| G | Tot | Sol | Ast | Sk/Yds | Int/Yds | PD | FF | FR |
|---|-----|-----|-----|--------|---------|----|----|----|
| 2 | 3 | 2 | 1 | 0 | 0 | 0 | 0 | 0 |

OLB Tully Banta-Cain (FA, '09)

Seventh-year veteran returned to the Patriots for a fifth season after a two-year hiatus spent with the San Francisco 49ers...Leads the team with nine-and-a-half sacks... First on the defense with ten quarterback hurries.



Banta-Cain vs. Houston

| G | Tot | Sol | Ast | Sk/Yds | Int/Yds | PD | FF | FR |
|---|-----|-----|-----|----------|---------|----|----|----|
| 1 | 7 | 3 | 4 | 2.0/12.0 | 0 | 0 | 0 | 0 |

ILB Jerod Mayo (D1, '08)

Registered a 2009 team best 16 tackles vs. Miami (11/8) and Jacksonville (12/27)...In 2008, Mayo became the second Patriots player to win the Associated Press Defensive Rookie of the Year Award...Made a career-high 23 tackles against the Jets last season (11/13/08)...Led the 2008 Patriots with 139 tackles, 54 more than the next best on the team.

This is Mayo's first game vs. Houston

ILB Gary Guyton (FA, '08)

Was the only 2008 undrafted rookie to make the Patriots' opening day roster...Currently second on the team with 88 total tackles...Tallied a career-high 13 stops vs. the New York Jets (9/20).

This is Guyton's first game vs. Houston

OLB Adalius Thomas (FA, '07)

Tenth-year veteran is one of six active linebackers with 50 or more sacks...Thomas' 13.5 sacks since 2007 leads the team.

Thomas vs. Houston

| G | Tot | Sol | Ast | Sk/Yds | Int/Yds | PD | FF | FR |
|---|-----|-----|-----|----------|---------|----|----|----|
| 2 | 15 | 11 | 4 | 2.0/11.0 | 1/20 | 3 | 1 | 0 |

NT Vince Wilfork (D1, '04)

Sixth-year veteran is fourth on the team with 65 tackles...Registered season high ten tackles Week 11 vs. NY Jets (11/22).

This is Wilfork's first game vs. Houston

RCB Leigh Bodden (FA, '09)

Seventh-year veteran leads the team with 17 passes defended...Intercepted the first pass of the season for the Patriots vs. Baltimore (10/4)...Picked off a career-high three passes against the Jets (11/22) and returned one 53 yards for a TD.

Bodden vs. Houston

| G | Tot | Sol | Ast | Sk/Yds | Int/Yds | PD | FF | FR |
|---|-----|-----|-----|--------|---------|----|----|----|
| 3 | 19 | 14 | 5 | 0 | 1/0 | 5 | 0 | 1 |

LCB Shawn Springs (FA, '09)

Thirteen-year veteran is one of seventeen active players with 30 or more interceptions...Intercepted first pass of season vs. Jacksonville (12/27).

This is Springs' first game vs. Houston

SS Brandon Meriweather (D1, '07)

Third-year veteran ranks third on the Patriots with 73 tackles...Earned the AFC's Defensive Player of the Week Award after intercepting two passes and returning one for his first career touchdown vs. Tampa Bay (10/25)...Tallied a career-high 12 tackles at Denver (10/11).

This is Meriweather's first game vs. Houston

FS James Sanders (D4, '05)

Fifth-year veteran leads the team with four passes defended over the past three games.



Sanders vs. Houston

| G | Tot | Sol | Ast | Sk/Yds | Int/Yds | PD | FF | FR |
|---|-----|-----|-----|--------|---------|----|----|----|
| 1 | 7 | 7 | 5 | 0 | 1/21 | 1 | 0 | 0 |



ONE HISTORIC GAME: 10/18/2009

The New England Patriots set team records for points in a game (59) and total net yards (619) in a 59-0 victory against the Tennessee Titans in snowy conditions at Gillette Stadium. The Patriots 59-point victory ties the largest margin of victory by any team since the 1970 AFL-NFL merger, equaling the L.A. Rams' 59-point win over Atlanta on Dec. 4, 1976 (59-0).

**Patriots 59
Titans 0**

QB Tom Brady completed 29-of-34 pass attempts for 380 yards with six touchdown passes, wide receivers Wes Welker (10-150-2 TDs) and Randy Moss (8-129-3 TDs) both went over 100 yards receiving, and RB Laurence Maroney added 123 yards rushing on the ground.

Brady had 345 yards passing in the first half alone, and set an NFL record with five touchdown passes in the second quarter. For his contributions, Brady earned AFC Offensive Player of the Week honors for the second time on the young 2009 season. New England built a 45-0 halftime lead, the largest halftime lead in NFL history.

What They Said:

QB Tom Brady

(On the Patriots' historic output)

"You know, some days out there when it's snowy like that, it's actually an advantage for the offense. Today was one of those days because we had good footing and it's just fun to be a part of it. I was saying, when you see the weather forecast on Thursday, you're kind of [angry] and then once the day of the game comes around, everyone is excited because you're out there and you're like, 'This is football. This is how it should be.'"



WR Wes Welker

(On why the Patriots seem to play so well in the snow)

"I know Coach [Belichick] does a really good job of coaching us up: what's good, what's bad, making sure we have good footing, the right cleats, things like that. And understanding that we need to be in the right type of plays and being able to come off breaks and things like that are going to be a little bit different under the conditions. We need to make sure that in the kicking game we're taking care of our responsibilities and things like that."

Head Coach Bill Belichick

(On the Patriots' level of execution)

"[It's] good players. The players were the ones out there playing today and they did a good job. They kept their feet. They handled the ball well. They handled it cleanly. We missed some tackles on defense, but we made some. We made some plays defensively, turning the ball over. Some of those were tough catches, good plays, but we got them. The credit goes to the players; they did a great job."



NFL RECORDS SET AGAINST TITANS

- Most touchdown passes in a quarter, 5 (Tom Brady in the second quarter)
- Largest halftime lead, 45 points (45-0)
-

TEAM RECORDS SET AGAINST TITANS

- Most points in a game (59)
- Most points in a half (45 in first half)
- Most total net yards in a game (619)
- Most passing net yards in a game (426, tie)
- Most touchdowns in a game (8, tie)
- Most passing yards in a half (Tom Brady, 345)
- Most passing touchdowns in a half (Tom Brady, 5 in first half)
- Most passing touchdowns in a game (Tom Brady, 6, tie)
-

45-0 HALFTIME LEAD IS LARGEST EVER

New England's 45-0 halftime lead against the Titans was the largest halftime lead in NFL history. The previous largest halftime lead was 42 points, when Green Bay held a 42-7 halftime lead at Miami on Oct. 21, 2007.

PATRIOTS SET TEAM RECORD WITH 619 YARDS

The Patriots set a franchise record with 619 total net yards against Tennessee (10/18). The 619-yard performance was the fifth highest single-game total by an NFL team since the 1970 merger and was the ninth 600-yard game by an NFL team since 1970. The Patriots are the 6th team since 1990 to register 600 or more yards of total offense.

PATRIOTS RECORDS / TOTAL NET YARDS IN GAME

| Date | Opp. | Total Net Yards | Passing | Rushing |
|----------|----------------|-----------------|---------|---------|
| 10/18/09 | Tennessee | 619 | 426 | 193 |
| 09/09/79 | N.Y. Jets | 597 | 365 | 232 |
| 11/23/08 | at Miami | 530 | 408 | 122 |
| 10/29/78 | N.Y. Jets | 529 | 289 | 240 |
| 12/18/65 | Houston Oilers | 526 | 336 | 190 |

BRADY THROWS 6 TDs FOR 2ND TIME

Tom Brady threw six touchdown passes in a single game for the second time in his career in the 59-0 win over Tennessee (10/18). Brady joins a list of just four other QBS who have thrown 6 tds in a game twice.

| QB | TIMES | LAST | QB | TIMES | LAST |
|-----------|-------|------|----------|-------|------|
| T.Brady | 2 | 2009 | Y.Tittle | 2 | 1962 |
| P.Manning | 2 | 2004 | G.Blanda | 2 | 1962 |
| C.Johnson | 2 | 1969 | | | |



THE HALL AT PATRIOT PLACE

presented by **RAYTHEON**

The Hall at Patriot Place presented by Raytheon is the crown jewel of Patriot Place and the only sports and education experience of its kind. Through a dazzling array of interactive multimedia exhibits and artifacts never before viewable by the public, The Hall at Patriot Place presented by Raytheon showcases the tradition of the New England Patriots, explores the history of football in New England, and promotes math and science education for thousands of schoolchildren each year through its partnership with Raytheon.

The experience begins as visitors enter an elevator on the ground floor and hear a voice from Patriots history welcoming them to The Hall. The journey continues through 36,000 square feet and two stories until visitors reach one of The Hall's signature exhibits and its premier photo opportunity: the Patriots' three Lombardi trophies.



The Hall features interactive exhibits designed to educate and entertain. Visitors receive instruction from Patriots Head Coach Bill Belichick on how plays in the Patriots' playbook are designed. They also step inside a game-used replay booth and make the call on an instant replay review with instruction from NFL Vice President of Officiating Mike Pereira. Fans of all ages test their vertical leap, reaction time and weight against NFL players.

The Hall's 19 high-definition touch screen kiosks allow visitors to interact with the exhibits in unique ways. Four and a half hours of exclusive video content is also displayed on 11 60-inch high-definition TV monitors, seven projection screens and the 48-foot-wide panoramic movie screen in the Raytheon Theater, where a 15-minute signature film plays every 20 minutes.

Each of the members of the Patriots Hall of Fame is immortalized on 30-foot high, six-foot wide video pylons utilizing the first Magink digital ink display in the United States. Fans can choose which Hall of Famer to highlight on one of

four touch screen kiosks, causing the pylons to come alive with video and images of each player while additional information is displayed on the screen below.

To complement the audiovisual experiences, there are thousands of football artifacts on display at The Hall, ranging from the priceless (a football from the 1876 Harvard-Yale game) to the quirky (the infamous snow plow that cleared the way for a Patriots win over the Dolphins in 1982) to the sublime (Doug Flutie's 1984 Heisman Trophy).

In partnership with Raytheon Company, The Hall at Patriot Place presents an integrated math and science education program with lesson plans designed to combine elements of The Hall's exhibits in an engaging educational platform for visiting school groups. Additionally, all visitors can experience the "In the Numbers" exhibit, presented by Raytheon, which uses football to teach math and science in a fun and interactive way.

In 2009, The Hall received a Gold MUSE Award from the American Association of Museums and The Hall's signature film, "Patriots Way," won a CINE Golden Eagle Award. The Hall was also named to *Boston Globe* Magazine's Best of the New and was a *Yankee* Magazine Editor's Choice recommendation. For more information, please visit www.thehallatpatriotplace.com

TERRIFIC TUESDAYS

Each week, The Hall at Patriot Place presented by Raytheon presents a "Terrific Tuesday" game-related incentive, whereby if the Patriots achieve a certain goal in that week's game, ALL tickets to The Hall will be \$5 on the following Tuesday. This week's incentive: If the Patriots defense holds Houston quarterback Matt Schaub to fewer than 300 passing yards, all tickets to The Hall on Tuesday, Jan. 5 will be \$5.

WEEKLY PROGRAMS

GUIDED TOURS

Tuesdays and Wednesdays at 2 p.m.

KIDS ACTIVITIES

Wednesdays at 11 a.m.

INSIDE THE HALL WITH CURATOR BRENT HENSEL

Thursdays at 2 p.m.



2009 New England Patriots Roster

AS OF DECEMBER 29, 2009

ALPHABETICAL ROSTER

| # | NAME | POS | HT | WT | BORN | YR | COLLEGE | H.S. HOMETOWN |
|----|------------------------|-------|------|-----|------------|----|------------------------|--------------------------|
| 62 | Adams, Titus | DL | 6-4 | 305 | 1/28/1983 | 1 | Nebraska | Omaha, Neb. |
| 88 | Aiken, Sam | WR | 6-2 | 215 | 12/14/1980 | 7 | North Carolina | Kenansville, N.C. |
| 52 | Alexander, Eric | LB | 6-2 | 240 | 2/8/1982 | 5 | Louisiana State | Port Arthur, Texas |
| 27 | Arrington, Kyle | CB | 5-10 | 196 | 8/12/1986 | 1 | Hofstra | Accokeek, Md. |
| 86 | Baker, Chris | TE | 6-3 | 258 | 11/18/1979 | 8 | Michigan State | St. Albans, N.Y. |
| 95 | Banta-Cain, Tully | LB | 6-2 | 250 | 8/28/1980 | 7 | California | Sunnyvale, Calif. |
| 23 | Bodden, Leigh | CB | 6-1 | 193 | 9/24/1981 | 7 | Duquesne | Hyattsville, Md. |
| 92 | Brace, Ron | DL | 6-3 | 330 | 12/18/1986 | R | Boston College | Worcester, Mass. |
| 12 | Brady, Tom | QB | 6-4 | 225 | 8/3/1977 | 10 | Michigan | San Mateo, Calif. |
| 53 | Burgess, Derrick | LB | 6-2 | 260 | 8/12/1978 | 9 | Mississippi | Greenbelt, Md. |
| 28 | Butler, Darius | CB | 5-10 | 185 | 3/18/1986 | R | Connecticut | Ft. Lauderdale, Fla. |
| 25 | Chung, Pat | S | 5-11 | 212 | 8/19/1987 | R | Oregon | Rancho Cucamonga, Calif. |
| 63 | Connolly, Dan | OL | 6-4 | 313 | 9/2/1982 | 4 | Southeast Missouri St. | St. Louis, Mo. |
| 11 | Edelman, Julian | WR | 6-0 | 198 | 5/22/1986 | R | Kent State | Redwood City, Calif. |
| 33 | Faulk, Kevin | RB | 5-8 | 202 | 6/5/1976 | 11 | Louisiana State | Carencro, La. |
| 3 | Gostkowski, Stephen | K | 6-1 | 215 | 1/28/1984 | 4 | Memphis | Madison, Miss. |
| 97 | Green, Jarvis | DL | 6-3 | 285 | 1/12/1979 | 8 | Louisiana State | Donaldsonville, La. |
| 42 | Green-Ellis, BenJarvus | RB | 5-11 | 215 | 7/2/1985 | 2 | Mississippi | New Orleans, La. |
| 59 | Guyton, Gary | LB | 6-3 | 245 | 11/14/1985 | 2 | Georgia Tech | Hinesville, Ga. |
| 6 | Hanson, Chris | P | 6-2 | 202 | 10/25/1976 | 11 | Marshall | Sharpsburg, Ga. |
| 8 | Hoyer, Brian | QB | 6-2 | 215 | 10/13/1985 | R | Michigan State | North Olmstead, Ohio |
| 47 | Ingram, Jake | LS | 6-3 | 235 | 10/23/1985 | R | Hawaii | Milliani, Hawaii |
| 77 | Kaczur, Nick | T | 6-4 | 315 | 7/28/1979 | 5 | Toledo | Brantford, Ontario |
| 67 | Koppen, Dan | C | 6-2 | 296 | 9/12/1979 | 7 | Boston College | Whitehall, Pa. |
| 64 | LeVoir, Mark | T | 6-7 | 310 | 7/29/1982 | 3 | Notre Dame | Eden Prairie, Minn. |
| 72 | Light, Matt | T | 6-4 | 305 | 6/23/1978 | 9 | Purdue | Greenville, Ohio |
| 70 | Mankins, Logan | G | 6-4 | 310 | 3/10/1982 | 5 | Fresno State | Catheys Valley, Calif. |
| 39 | Maroney, Laurence | RB | 5-11 | 220 | 2/5/1985 | 4 | Minnesota | St. Louis, Mo. |
| 51 | Mayo, Jerod | LB | 6-1 | 245 | 2/23/1986 | 2 | Tennessee | Hampton, Va. |
| 30 | McGowan, Brandon | S | 5-11 | 210 | 9/26/1983 | 5 | Maine | Jersey City, N.J. |
| 31 | Meriweather, Brandon | S | 5-11 | 200 | 1/14/1984 | 3 | Miami (Fla.) | Apopka, Fla. |
| 34 | Morris, Sammy | RB | 6-0 | 220 | 3/23/1977 | 10 | Texas Tech | San Antonio, Texas |
| 81 | Moss, Randy | WR | 6-4 | 210 | 2/13/1977 | 12 | Marshall | Rand, W. Va. |
| 61 | Neal, Stephen | G | 6-4 | 305 | 10/9/1976 | 8 | Cal State-Bakersfield | San Diego, Calif. |
| 50 | Ninkovich, Rob | LB | 6-2 | 255 | 2/1/1984 | 4 | Purdue | Blue Island, Ill. |
| 60 | Ohrnberger, Rich | OL | 6-2 | 300 | 2/14/1986 | R | Penn State | East Meadow, N.Y. |
| 91 | Pryor, Myron | DL | 6-1 | 310 | 6/13/1986 | R | Kentucky | Louisville, Ky. |
| 36 | Sanders, James | S | 5-10 | 210 | 11/11/1983 | 5 | Fresno State | Porterville, Calif. |
| 55 | Seau, Junior | LB | 6-3 | 248 | 1/19/1969 | 20 | USC | San Diego, Calif. |
| 18 | Slater, Matthew | WR | 6-0 | 200 | 9/9/1985 | 2 | UCLA | Anaheim, Calif. |
| 29 | Springs, Shawn | CB | 6-0 | 204 | 3/11/1975 | 13 | Ohio State | Silver Spring, Md. |
| 15 | Stanback, Isaiah | QB/WR | 6-2 | 208 | 8/16/1984 | 3 | Washington | Seattle, Wash. |
| 21 | Taylor, Fred | RB | 6-1 | 228 | 1/27/1976 | 12 | Florida | Belle Glade, Fla. |
| 96 | Thomas, Adalius | LB | 6-2 | 270 | 8/18/1977 | 10 | Southern Mississippi | Equality, Ala. |
| 76 | Vollmer, Sebastian | OL | 6-8 | 315 | 7/10/1984 | R | Houston | Kaarst, Germany |
| 94 | Warren, Ty | DL | 6-5 | 300 | 2/6/1981 | 7 | Texas A&M | Bryan, Texas |
| 84 | Watson, Benjamin | TE | 6-3 | 255 | 12/18/1980 | 6 | Georgia | Rock Hill, S.C. |
| 83 | Welker, Wes | WR | 5-9 | 185 | 5/1/1981 | 6 | Texas Tech | Oklahoma City, Okla. |
| 22 | Wheatley, Terrence | CB | 5-9 | 185 | 5/5/1985 | 2 | Colorado | Plano, Texas |
| 75 | Wilfork, Vince | NT | 6-2 | 325 | 11/4/1981 | 6 | Miami (Fla.) | Boynton Beach, Fla. |
| 24 | Wilhite, Jonathan | CB | 5-11 | 185 | 2/23/1984 | 2 | Auburn | Monroe, La. |
| 58 | Woods, Pierre | LB | 6-5 | 255 | 1/6/1982 | 4 | Michigan | Cleveland, Ohio |
| 99 | Wright, Mike | DL | 6-4 | 295 | 3/1/1982 | 5 | Cincinnati | Cincinnati, Ohio |

NUMERICAL ROSTER

| # | NAME | POS |
|----|-----------------------|-------|
| 3 | Stephen Gostkowski | K |
| 6 | Chris Hanson | P |
| 8 | Brian Hoyer | QB |
| 11 | Julian Edelman | WR |
| 12 | Tom Brady | QB |
| 15 | Isaiah Stanback | QB/WR |
| 18 | Matthew Slater | WR |
| 21 | Fred Taylor | RB |
| 22 | Terrence Wheatley | CB |
| 23 | Leigh Bodden | CB |
| 24 | Jonathan Wilhite | CB |
| 25 | Pat Chung | S |
| 27 | Kyle Arrington | CB |
| 28 | Darius Butler | CB |
| 29 | Shawn Springs | CB |
| 30 | Brandon McGowan | S |
| 31 | Brandon Meriweather | S |
| 33 | Kevin Faulk | RB |
| 34 | Sammy Morris | RB |
| 36 | James Sanders | S |
| 39 | Laurence Maroney | RB |
| 42 | BenJarvus Green-Ellis | RB |
| 47 | Jake Ingram | LS |
| 50 | Rob Ninkovich | LB |
| 51 | Jerod Mayo | LB |
| 52 | Eric Alexander | LB |
| 53 | Derrick Burgess | LB |
| 55 | Junior Seau | LB |
| 58 | Pierre Woods | LB |
| 59 | Gary Guyton | LB |
| 60 | Rich Ohrnberger | OL |
| 61 | Stephen Neal | G |
| 62 | Titus Adams | DL |
| 63 | Dan Connolly | OL |
| 64 | Mark LeVoir | T |
| 67 | Dan Koppen | C |
| 70 | Logan Mankins | G |
| 72 | Matt Light | T |
| 75 | Vince Wilfork | NT |
| 76 | Sebastian Vollmer | OL |
| 77 | Nick Kaczur | T |
| 81 | Randy Moss | WR |
| 83 | Wes Welker | WR |
| 84 | Benjamin Watson | TE |
| 86 | Chris Baker | TE |
| 88 | Sam Aiken | WR |
| 91 | Myron Pryor | DL |
| 92 | Ron Brace | DL |
| 94 | Ty Warren | DL |
| 95 | Tully Banta-Cain | LB |
| 96 | Adalius Thomas | LB |
| 97 | Jarvis Green | DL |
| 99 | Mike Wright | DL |

PRACTICE SQUAD

| # | NAME | POS | HT | WT | BORN | YR | COLLEGE | H.S. HOMETOWN |
|----|------------------|-----|------|-----|------------|----|--------------|---------------------|
| 49 | Davis, Bruce | LB | 6-3 | 252 | 9/2/1985 | 2 | UCLA | Houston, Texas |
| 65 | Grady, Adrian | DL | 6-1 | 290 | 11/21/1985 | R | Louisville | Nicholls, Ga. |
| 10 | Jenkins, Darnell | WR | 5-10 | 191 | 12/31/1982 | 1 | Miami (Fla.) | Miami, Fla. |
| 80 | Myers, Rob | TE | 6-4 | 240 | 4/9/1986 | R | Utah State | Houston, Texas |
| 90 | Richard, Darryl | DL | 6-4 | 295 | 6/17/1986 | R | Georgia Tech | Destrehan, La. |
| 9 | Rowe, Jeff | QB | 6-5 | 221 | 3/21/1984 | 3 | Nevada | Reno, Nev. |
| 69 | Wendell, Ryan | C | 6-2 | 285 | 3/4/1986 | 1 | Fresno State | Diamond Bar, Calif. |
| 48 | Williams, Thomas | LB | 6-1 | 237 | 12/25/1984 | 2 | USC | Vacaville, Calif. |

PRACTICE SQUAD

| # | NAME | POS |
|----|-----------------|-----|
| 9 | Jeff Rowe | QB |
| 10 | Darnell Jenkins | WR |
| 48 | Thomas Williams | LB |
| 49 | Bruce Davis | LB |
| 65 | Adrian Grady | DL |
| 69 | Ryan Wendell | C |
| 80 | Rob Myers | TE |
| 90 | Darryl Richard | DL |

RESERVE/INJURED LIST

| # | NAME | POS | HT | WT | BORN | YR | COLLEGE | H.S. HOMETOWN |
|----|------------------|-----|-----|-----|------------|----|----------------|---------------------|
| 66 | Bussey, George | OL | 6-3 | 305 | 10/24/1984 | R | Louisville | Louisville, Ky. |
| 98 | Crable, Shawn | LB | 6-5 | 243 | 12/26/1984 | 2 | Michigan | Massillon, Ohio |
| 38 | Lockett, Brett | DB | 6-1 | 224 | 10/7/1986 | R | UCLA | Diamond Bar, Calif. |
| 44 | McKenzie, Tyrone | LB | 6-2 | 240 | 12/11/1985 | R | South Florida | Riverview, Fla. |
| 19 | Tate, Brandon | WR | 6-1 | 195 | 10/5/1987 | R | North Carolina | Burlington, N.C. |
| 35 | Taylor, Chris | RB | 6-0 | 224 | 11/7/1983 | 4 | Indiana | Memphis, Tenn. |

RESERVE/INJURED LIST

| # | NAME | POS |
|----|-----------------|-----|
| 19 | Brandon Tate | WR |
| 35 | Chris Taylor | RB |
| 38 | Brett Lockett | DB |
| 44 | Tyrone McKenzie | LB |
| 66 | George Bussey | OL |
| 98 | Shawn Crable | LB |

PRACTICE SQUAD/INJURED

| # | NAME | POS | HT | WT | BORN | YR | COLLEGE | H.S. HOMETOWN |
|----|----------------|-----|-----|-----|----------|----|----------|---------------|
| 85 | Agnone, Robbie | TE | 6-6 | 260 | 10/21985 | R | Delaware | Etters, Pa. |

PRACTICE SQUAD/INJURED

| # | NAME | POS |
|----|---------------|-----|
| 85 | Robbie Agnone | TE |

RESERVE/MILITARY LIST

| # | NAME | POS | HT | WT | BORN | YR | COLLEGE | H.S. HOMETOWN |
|----|---------------|-----|------|-----|-----------|----|---------|----------------|
| 15 | Barnes, Tyree | WR | 6-0 | 196 | 4/15/1986 | R | Navy | Hampton, Va. |
| 44 | Kettani, Eric | RB | 5-11 | 235 | 3/26/1987 | R | Navy | Kirtland, Ohio |
| 15 | White, Shun | WR | 5-8 | 195 | 12/9/1985 | R | Navy | Memphis, Tenn. |

RESERVE/MILITARY LIST

| # | NAME | POS |
|----|--------------|-----|
| 15 | Tyree Barnes | WR |
| 15 | Shun White | WR |
| 44 | Eric Kettani | RB |

HEAD COACH: BILL BELICHICK

ASSISTANTS: Josh Boyer, Defensive Backs; Ivan Fears, Running Backs; Pepper Johnson, Defensive Line; Harold Nash, Assistant Strength and Conditioning;

Bill O'Brien, Quarterbacks; Scott O'Brien, Special Teams; Chad O'Shea, Receivers; Matt Patricia, Linebackers; Dean Pees, Defensive Coordinator;

Dante Scarnecchia, Assistant Head Coach/Offensive Line; Shane Waldron, Tight Ends; Mike Woicik, Strength and Conditioning



2009 NUMERICAL ROSTER

December 29, 2009

| # | NAME | POS | HT | WT | AGE | YR | COLLEGE | HOW ACQ. |
|----|-----------------------|-------|------|-----|-----|----|------------------------|--------------|
| 3 | Stephen Gostkowski | K | 6-1 | 215 | 25 | 4 | Memphis | D4b-06 |
| 6 | Chris Hanson | P | 6-2 | 202 | 33 | 11 | Marshall | FA(NO)-07 |
| 8 | Brian Hoyer | QB | 6-2 | 215 | 24 | R | Michigan State | FA-09 |
| 11 | Julian Edelman | WR | 6-0 | 198 | 23 | R | Kent State | D7a-09 |
| 12 | Tom Brady | QB | 6-4 | 225 | 32 | 10 | Michigan | D6b-00 |
| 15 | Isaiah Stanback | QB/WR | 6-2 | 208 | 25 | 3 | Washington | FA-09 |
| 18 | Matthew Slater | WR | 6-0 | 200 | 24 | 2 | UCLA | D5-08 |
| 21 | Fred Taylor | RB | 6-1 | 228 | 33 | 12 | Florida | FA(JAX)-09 |
| 22 | Terrence Wheatley | CB | 5-9 | 185 | 24 | 2 | Colorado | D2-08 |
| 23 | Leigh Bodden | CB | 6-1 | 193 | 28 | 7 | Duquesne | FA(DET)-09 |
| 24 | Jonathan Wilhite | CB | 5-11 | 185 | 25 | 2 | Auburn | D4-08 |
| 25 | Pat Chung | S | 5-11 | 212 | 22 | R | Oregon | D2a-09 |
| 27 | Kyle Arrington | CB | 5-10 | 196 | 23 | 1 | Hofstra | FA-08 |
| 28 | Darius Butler | CB | 5-10 | 185 | 23 | R | Connecticut | D2c-09 |
| 29 | Shawn Springs | CB | 6-0 | 204 | 34 | 13 | Ohio State | FA(WAS)-09 |
| 30 | Brandon McGowan | S | 5-11 | 210 | 26 | 5 | Maine | UFA(CHI)-09 |
| 31 | Brandon Meriweather | S | 5-11 | 200 | 25 | 3 | Miami (Fla.) | D1-07 |
| 33 | Kevin Faulk | RB | 5-8 | 202 | 33 | 11 | Louisiana State | D2-99 |
| 34 | Sammy Morris | RB | 6-0 | 220 | 32 | 10 | Texas Tech | UFA (MIA)-07 |
| 36 | James Sanders | S | 5-10 | 210 | 26 | 5 | Fresno State | D4-05 |
| 39 | Laurence Maroney | RB | 5-11 | 220 | 24 | 4 | Minnesota | D1-06 |
| 42 | BenJarvus Green-Ellis | RB | 5-11 | 215 | 24 | 2 | Mississippi | FA-08 |
| 47 | Jake Ingram | LS | 6-3 | 235 | 24 | R | Hawaii | D6a-09 |
| 50 | Rob Ninkovich | LB | 6-2 | 255 | 25 | 4 | Purdue | FA-09 |
| 51 | Jerod Mayo | LB | 6-1 | 245 | 23 | 2 | Tennessee | D1-08 |
| 52 | Eric Alexander | LB | 6-2 | 240 | 27 | 5 | Louisiana State | FA-04 |
| 53 | Derrick Burgess | LB | 6-2 | 260 | 31 | 9 | Mississippi | TR(OAK)-09 |
| 55 | Junior Seau | LB | 6-3 | 248 | 40 | 20 | USC | FA-09 |
| 58 | Pierre Woods | LB | 6-5 | 255 | 27 | 4 | Michigan | FA-06 |
| 59 | Gary Guyton | LB | 6-3 | 245 | 24 | 2 | Georgia Tech | FA-08 |
| 60 | Rich Ohrnberger | OL | 6-2 | 300 | 23 | R | Penn State | D4-09 |
| 61 | Stephen Neal | G | 6-4 | 305 | 33 | 8 | Cal State-Bakersfield | FA-01 |
| 62 | Titus Adams | DL | 6-4 | 305 | 26 | 1 | Nebraska | FA-09 |
| 63 | Dan Connolly | OL | 6-4 | 313 | 27 | 4 | Southeast Missouri St. | FA(JAX)-08 |
| 64 | Mark LeVoir | T | 6-7 | 310 | 27 | 3 | Notre Dame | CW (STL)-08 |
| 67 | Dan Koppen | C | 6-2 | 296 | 30 | 7 | Boston College | D5-03 |
| 70 | Logan Mankins | G | 6-4 | 310 | 27 | 5 | Fresno State | D1-05 |
| 72 | Matt Light | T | 6-4 | 305 | 31 | 9 | Purdue | D2-01 |
| 75 | Vince Wilfork | NT | 6-2 | 325 | 28 | 6 | Miami (Fla.) | D1a-04 |
| 76 | Sebastian Vollmer | OL | 6-8 | 315 | 25 | R | Houston | D2d-09 |
| 77 | Nick Kaczur | T | 6-4 | 315 | 30 | 5 | Toledo | D3b-05 |
| 81 | Randy Moss | WR | 6-4 | 210 | 32 | 12 | Marshall | TR (OAK)-07 |
| 83 | Wes Welker | WR | 5-9 | 185 | 28 | 6 | Texas Tech | TR (MIA)-07 |
| 84 | Benjamin Watson | TE | 6-3 | 255 | 29 | 6 | Georgia | D1b-04 |
| 86 | Chris Baker | TE | 6-3 | 258 | 30 | 8 | Michigan State | FA(NYJ)-09 |
| 88 | Sam Aiken | WR | 6-2 | 215 | 29 | 7 | North Carolina | UFA (BUF)-08 |
| 91 | Myron Pryor | DL | 6-1 | 310 | 23 | R | Kentucky | D6b-09 |
| 92 | Ron Brace | DL | 6-3 | 330 | 23 | R | Boston College | D2b-09 |
| 94 | Ty Warren | DL | 6-5 | 300 | 28 | 7 | Texas A&M | D1-03 |
| 95 | Tully Banta-Cain | LB | 6-2 | 250 | 29 | 7 | California | FA(SF)-09 |
| 96 | Adalius Thomas | LB | 6-2 | 270 | 32 | 10 | Southern Mississippi | UFA(BAL)-07 |
| 97 | Jarvis Green | DL | 6-3 | 285 | 30 | 8 | Louisiana State | D4b-02 |
| 99 | Mike Wright | DL | 6-4 | 295 | 27 | 5 | Cincinnati | FA-05 |

PRACTICE SQUAD

| # | NAME | POS | HT | WT | AGE | YR | COLLEGE | HOW ACQ. |
|----|-----------------|-----|------|-----|-----|----|--------------|----------|
| 9 | Jeff Rowe | QB | 6-5 | 221 | 25 | 3 | Nevada | FA-09 |
| 10 | Darnell Jenkins | WR | 5-10 | 191 | 26 | 1 | Miami, Fla. | FA-09 |
| 48 | Thomas Williams | LB | 6-1 | 237 | 24 | 2 | USC | FA-09 |
| 49 | Bruce Davis | LB | 6-3 | 252 | 24 | 2 | UCLA | D3-08 |
| 65 | Adrian Grady | DL | 6-1 | 290 | 23 | R | Louisville | FA-09 |
| 69 | Ryan Wendell | C | 6-2 | 285 | 23 | 1 | Fresno State | FA-08 |
| 80 | Rob Myers | TE | 6-4 | 240 | 23 | R | Utah State | FA-09 |
| 90 | Darryl Richard | DL | 6-4 | 295 | 23 | R | Georgia Tech | D7b-09 |

RESERVE/INJURED LIST

| # | NAME | POS | HT | WT | AGE | YR | COLLEGE | INJURY (IR date) |
|----|-----------------|-----|-----|-----|-----|----|----------------|-------------------|
| 19 | Brandon Tate | WR | 6-1 | 195 | 22 | R | North Carolina | knee (11/14/09) |
| 35 | Chris Taylor | RB | 5-8 | 224 | 25 | 4 | Indiana | shoulder (9/5/09) |
| 38 | Bret Lockett | DB | 6-1 | 211 | 22 | R | UCLA | groin (12/9/09) |
| 44 | Tyrone McKenzie | LB | 6-2 | 240 | 23 | R | South Florida | knee (8/31/09) |
| 66 | George Bussey | OL | 6-3 | 305 | 24 | R | Louisville | knee (9/5/09) |
| 98 | Shawn Crable | LB | 6-5 | 243 | 25 | 2 | Michigan | groin (9/5/09) |

PRACTICE SQUAD/INJURED

| # | NAME | POS | HT | WT | AGE | YR | COLLEGE | INJURY (IR date) |
|----|---------------|-----|-----|-----|-----|----|----------|--------------------|
| 85 | Robbie Agnone | TE | 6-6 | 260 | 23 | R | Delaware | Shoulder (11/3/09) |

RESERVE/MILITARY LIST

| # | NAME | POS | HT | WT | AGE | YR | COLLEGE | DATE |
|----|--------------|-----|------|-----|-----|----|---------|------------|
| 15 | Tyree Barnes | WR | 6-0 | 196 | 23 | R | Navy | July, 23 |
| 15 | Shun White | WR | 5-8 | 195 | 24 | R | Navy | August, 17 |
| 44 | Eric Kettani | RB | 5-11 | 235 | 22 | R | Navy | July, 23 |



2009 POSITIONAL ROSTER

| December 29, 2009 | | | | | | | | |
|----------------------|------------------------|-------|------|-----|------------|----|------------------------|--------------------------|
| DEFENSE (26) | | | | | | | | |
| # | NAME | POS | HT | WT | BORN | YR | COLLEGE | H.S. HOMETOWN |
| DEFENSIVE LINE (7) | | | | | | | | |
| 62 | Adams, Titus | DL | 6-4 | 305 | 1/28/1983 | 1 | Nebraska | Omaham Neb. |
| 92 | Brace, Ron | DL | 6-3 | 330 | 12/18/1986 | R | Boston College | Worcester, Mass. |
| 97 | Green, Jarvis | DL | 6-3 | 285 | 1/12/1979 | 8 | Louisiana State | Donaldsonville, La. |
| 91 | Pryor, Myron | DL | 6-1 | 310 | 6/13/1986 | R | Kentucky | Louisville, Ky. |
| 94 | Warren, Ty | DL | 6-5 | 300 | 2/6/1981 | 7 | Texas A&M | Bryan, Texas |
| 75 | Wilfork, Vince | NT | 6-2 | 325 | 11/4/1981 | 6 | Miami (Fla.) | Boynton Beach, Fla. |
| 99 | Wright, Mike | DL | 6-4 | 295 | 3/1/1982 | 5 | Cincinnati | Cincinnati, Ohio |
| LINEBACKER (9) | | | | | | | | |
| 52 | Alexander, Eric | LB | 6-2 | 240 | 2/8/1982 | 5 | Louisiana State | Port Arthur, Texas |
| 95 | Banta-Cain, Tully | LB | 6-2 | 250 | 8/28/1980 | 7 | California | Sunnyvale, Calif. |
| 53 | Burgess, Derrick | LB | 6-2 | 260 | 8/12/1978 | 9 | Mississippi | Greenbelt, Md. |
| 59 | Guyton, Gary | LB | 6-3 | 245 | 11/14/1985 | 2 | Georgia Tech | Hinesville, Ga. |
| 51 | Mayo, Jerod | LB | 6-1 | 245 | 2/23/1986 | 2 | Tennessee | Hampton, Va. |
| 50 | Ninkovich, Rob | LB | 6-2 | 255 | 2/1/1984 | 4 | Purdue | Blue Island, Ill. |
| 55 | Seau, Junior | LB | 6-3 | 248 | 1/19/1969 | 20 | USC | San Diego, Calif. |
| 96 | Thomas, Adalius | LB | 6-2 | 270 | 8/18/1977 | 10 | Southern Mississippi | Equality, Ala. |
| 58 | Woods, Pierre | LB | 6-5 | 255 | 1/6/1982 | 4 | Michigan | Cleveland, Ohio |
| DEFENSIVE BACK (10) | | | | | | | | |
| 27 | Arrington, Kyle | CB | 5-10 | 196 | 8/12/1986 | 1 | Hofstra | Accokeek, Md. |
| 23 | Bodden, Leigh | CB | 6-1 | 193 | 9/24/1981 | 7 | Duquesne | Hyattsville, Md. |
| 28 | Butler, Darius | CB | 5-10 | 185 | 3/18/1986 | R | Connecticut | Ft. Lauderdale, Fla. |
| 25 | Chung, Pat | S | 5-11 | 212 | 8/19/1987 | R | Oregon | Rancho Cucamonga, Calif. |
| 30 | McGowan, Brandon | S | 5-11 | 210 | 9/26/1983 | 5 | Maine | Jersey City, N.J. |
| 31 | Meriweather, Brandon | S | 5-11 | 200 | 1/14/1984 | 3 | Miami (Fla.) | Apopka, Fla. |
| 36 | Sanders, James | S | 5-10 | 210 | 11/11/1983 | 5 | Fresno State | Porterville, Calif. |
| 29 | Springs, Shawn | CB | 6-0 | 204 | 3/11/1975 | 13 | Ohio State | Silver Spring, Md. |
| 22 | Wheatley, Terrence | CB | 5-9 | 185 | 5/5/1985 | 2 | Colorado | Plano, Texas |
| 24 | Wilhite, Jonathan | CB | 5-11 | 185 | 2/23/1984 | 2 | Auburn | Monroe, La. |
| OFFENSE (24) | | | | | | | | |
| # | NAME | POS | HT | WT | BORN | YR | COLLEGE | H.S. HOMETOWN |
| OFFENSIVE LINE (9) | | | | | | | | |
| 63 | Connolly, Dan | OL | 6-4 | 313 | 9/2/1982 | 4 | Southeast Missouri St. | St. Louis, Mo. |
| 77 | Kaczur, Nick | T | 6-4 | 315 | 7/28/1979 | 5 | Toledo | Brantford, Ontario |
| 67 | Koppen, Dan | C | 6-2 | 296 | 9/12/1979 | 7 | Boston College | Whitehall, Pa. |
| 64 | LeVoir, Mark | T | 6-7 | 310 | 7/29/1982 | 3 | Notre Dame | Eden Prairie, Minn. |
| 72 | Light, Matt | T | 6-4 | 305 | 6/23/1978 | 9 | Purdue | Greenville, Ohio |
| 70 | Mankins, Logan | G | 6-4 | 310 | 3/10/1982 | 5 | Fresno State | Catheys Valley, Calif. |
| 61 | Neal, Stephen | G | 6-4 | 305 | 10/9/1976 | 8 | Cal State-Bakersfield | San Diego, Calif. |
| 60 | Ohrnberger, Rich | OL | 6-2 | 300 | 2/14/1986 | R | Penn State | East Meadow, N.Y. |
| 76 | Vollmer, Sebastian | OL | 6-8 | 315 | 7/10/1984 | R | Houston | Kaarst, Germany |
| QUARTERBACK (2) | | | | | | | | |
| 12 | Brady, Tom | QB | 6-4 | 225 | 8/3/1977 | 10 | Michigan | San Mateo, Calif. |
| 8 | Hoyer, Brian | QB | 6-2 | 215 | 10/13/1985 | R | Michigan State | North Olmstead, Ohio |
| WIDE RECEIVER (6) | | | | | | | | |
| 88 | Aiken, Sam | WR | 6-2 | 215 | 12/14/1980 | 7 | North Carolina | Kenansville, N.C. |
| 11 | Edelman, Julian | WR | 6-0 | 198 | 5/22/1986 | R | Kent State | Redwood City, Calif. |
| 81 | Moss, Randy | WR | 6-4 | 210 | 2/13/1977 | 12 | Marshall | Rand, W. Va. |
| 18 | Slater, Matthew | WR | 6-0 | 200 | 9/9/1985 | 2 | UCLA | Anaheim, Calif. |
| 15 | Stanback, Isaiah | QB/WR | 6-2 | 208 | 8/16/1984 | 3 | Washington | Seattle, Wash. |
| 83 | Welker, Wes | WR | 5-9 | 185 | 5/1/1981 | 6 | Texas Tech | Oklahoma City, Okla. |
| RUNNING BACK (5) | | | | | | | | |
| 33 | Faulk, Kevin | RB | 5-8 | 202 | 6/5/1976 | 11 | Louisiana State | Carencro, La. |
| 42 | Green-Ellis, BenJarvus | RB | 5-11 | 215 | 7/2/1985 | 2 | Mississippi | New Orleans, La. |
| 39 | Maroney, Laurence | RB | 5-11 | 220 | 2/5/1985 | 4 | Minnesota | St. Louis, Mo. |
| 34 | Morris, Sammy | RB | 6-0 | 220 | 3/23/1977 | 10 | Texas Tech | San Antonio, Texas |
| 21 | Taylor, Fred | RB | 6-1 | 228 | 1/27/1976 | 12 | Florida | Belle Glade, Fla. |
| TIGHT END (2) | | | | | | | | |
| 86 | Baker, Chris | TE | 6-3 | 258 | 11/18/1979 | 8 | Michigan State | St. Albans, N.Y. |
| 84 | Watson, Benjamin | TE | 6-3 | 255 | 12/18/1980 | 6 | Georgia | Rock Hill, S.C. |
| SPECIALISTS (3) | | | | | | | | |
| # | NAME | POS | HT | WT | BORN | YR | COLLEGE | H.S. HOMETOWN |
| SPECIALISTS (3) | | | | | | | | |
| 3 | Gostkowski, Stephen | K | 6-1 | 215 | 1/28/1984 | 4 | Memphis | Madison, Miss. |
| 6 | Hanson, Chris | P | 6-2 | 202 | 10/25/1976 | 11 | Marshall | Sharpsburg, Ga. |
| 47 | Ingram, Jake | LS | 6-3 | 235 | 10/23/1985 | R | Hawaii | Mililani, Hawaii |
| RESERVE/INJURY (6) | | | | | | | | |
| # | NAME | POS | HT | WT | BORN | YR | COLLEGE | H.S. HOMETOWN |
| RESERVE/INJURY (4) | | | | | | | | |
| 66 | Bussey, George | OL | 6-3 | 305 | 10/24/1984 | R | Louisville | Louisville, Ky. |
| 98 | Crable, Shawn | LB | 6-5 | 243 | 12/26/1984 | 2 | Michigan | Massillon, Ohio |
| 38 | Lockett, Bret | DB | 6-1 | 211 | 10/7/1986 | R | UCLA | Diamond Bar, Calif. |
| 53 | McKenzie, Tyrone | LB | 6-2 | 240 | 12/11/1985 | R | South Florida | Riverview, Fla. |
| 19 | Tate, Brandon | WR | 6-1 | 195 | 10/5/1987 | R | North Carolina | Burlington, N.C. |
| 35 | Taylor, Chris | RB | 6-0 | 224 | 11/7/1983 | 4 | Indiana | Memphis, Tenn. |
| RESERVE/MILITARY (3) | | | | | | | | |
| # | NAME | POS | HT | WT | BORN | YR | COLLEGE | H.S. HOMETOWN |
| RESERVE/MILITARY (2) | | | | | | | | |
| 15 | Barnes, Tyree | WR | 6-0 | 196 | 4/15/1986 | R | Navy | Hampton, Va. |
| 44 | Kettani, Eric | RB | 5-11 | 235 | 3/26/1987 | R | Navy | Kirtland, Ohio |
| 15 | White, Shun | WR | 5-8 | 195 | 12/9/1985 | R | Navy | Memphis, Tenn. |



HOW THE PATRIOTS WERE BUILT

UPDATED: December 29, 2009

| <u>YEAR</u> | <u>DRAFTTEES (26)</u> | <u>VETERAN FREE AGENTS (14)</u> | <u>WAIVERS (1) / TRADES (3)</u> | <u>ROOKIE AND FIRST-YEAR FREE AGENTS (9)</u> |
|-------------|--|--|--|---|
| 1999 | Kevin Faulk (2) | | | |
| 2000 | Tom Brady (6b) | | | |
| 2001 | Matt Light (2) | | | Stephen Neal (fa) |
| 2002 | Jarvis Green (4b) | | | |
| 2003 | Ty Warren (1) Dan Koppen (5) | | | |
| 2004 | Vince Wilfork (1a) Benjamin Watson (1b) | | | Eric Alexander (fa) |
| 2005 | Logan Mankins (1) Nick Kaczur (3b) James Sanders (4) | | | Mike Wright (fa) |
| 2006 | Laurence Maroney (1) Stephen Gostkowski (4b) | | | Pierre Woods (fa) |
| 2007 | Brandon Meriweather (1) | Chris Hanson (fa)(NO) Sammy Morris (5)(MIA) Adalius Thomas (6)(BAL) | Randy Moss (1)(tr-OAK) Wes Welker (fa)(tr-MIA) | |
| 2008 | Jerod Mayo (1) Terrence Wheatley (2) Jonathan Wilhite (4) Matthew Slater (5) | Sam Aiken (4)(BUF) Dan Connolly (fa)(JAX) | Mark LeVoi (fa) (W-STL) | BenJarvus Green-Ellis (fa) Gary Guyton (fa) |
| 2009 | Pat Chung (2a) Ron Brace (2b) Darius Butler (2c) Sebastian Vollmer (2d) Rich Ohrnberger (4) Jake Ingram (6a) Myron Pryor (6b) Julian Edelman (7a) | Chris Baker (3)(NYJ) Tully Banta-Cain (7)(SF) Leigh Bodden (fa)(DET) Brandon McGowan (fa)(CHI) Rob Ninkovich (fa) Junior Seau (1)(SD) Shawn Springs (1)(WAS) Isaiah Stanback (4) (DAL) Fred Taylor (1)(JAX) | Derrick Burgess (3) (tr-OAK) <u>RESERVE/INJURED (6)</u> George Bussey Shawn Crable Bret Lockett Tyrone McKenzie Brandon Tate Chris Taylor <u>RESERVE/MILITARY (3)</u> Tyree Barnes (fa) Eric Kettani (fa) Shun White (fa) | Titus Adams (fa) Kyle Arrington (fa) Brian Hoyer (fa) |

NOTE: Team in parenthesis is the player's prior team
 (#) – indicates round drafted
 (fa) – indicates non-drafted free agents



2009 TRANSACTIONS

UPDATED: December 29, 2009

JANUARY, 2009

1/27/2009 Reese, Floyd Hired as Senior Football Advisor

FEBRUARY, 2009

2/3/2009 Boyer, Josh Named Defensive Backs Coach
 2/3/2009 O'Brien, Bill Named Quarterbacks Coach
 2/3/2009 O'Brien, Scott Hired as Special Teams Coach
 2/5/2009 Cassel, Matt Designated Franchise Player
 2/12/2009 Ossenfort, Monti Named National Scout
 2/12/2009 Robinson, Jon Named Director of College Scouting
 2/12/2009 Waldron, Shane Named Tight Ends Coach
 2/17/2009 Washington, Kelley Released
 2/17/2009 Yates, Billy Released
 2/18/2009 Banta-Cain, Tully Signed as Veteran Free Agent (SF)
 2/18/2009 Listorti, Brad Signed as First-Year Free Agent (NYJ)
 2/20/2009 Yates, Billy Re-Signed
 2/25/2009 Licht, Jason Hired as Director of Pro Personnel
 2/25/2009 O'Shea, Chad Hired as Receivers Coach
 2/27/2009 Taylor, Fred Signed as Veteran Free Agent (JAX)
 2/27/2009 Robertson, Darrell Released
 2/28/2009 Cassel, Matt Traded to Kansas City
 2/28/2009 Vrabel, Mike Traded to Kansas City

MARCH, 2009

3/2/2009 Baker, Chris Signed as Veteran Free Agent (NYJ)
 3/2/2009 Hochstein, Russ Re-Signed
 3/5/2009 Alexander, Eric Re-Signed
 3/5/2009 Hanson, Chris Re-Signed
 3/5/2009 Lewis, Greg Acquired Via Trade (PHI)
 3/5/2009 Sanders, James Re-Signed
 3/10/2009 Hodel, Nathan Signed as Veteran Free Agent (ARZ)
 3/11/2009 Bodden, Leigh Signed as Veteran Free Agent (DET)
 3/11/2009 Springs, Shawn Signed as Veteran Free Agent (WAS)
 3/16/2009 Johnson, Al Signed as Veteran Free Agent (MIA)
 3/16/2009 Britt, Wesley Re-Signed
 3/16/2009 Ventrone, Ray Re-Signed
 3/16/2009 Williams, Tank Re-Signed
 3/16/2009 Wright, Mike Re-Signed
 3/19/2009 Galloway, Joey Signed as Veteran Free Agent (TB)
 3/23/2009 Duckett, Damane Signed as Veteran Free Agent (SF)

APRIL, 2009

4/21/2009 Woods, Pierre Re-Signed
 4/23/2009 Smith, Kenny Re-Signed
 4/25/2009 Chung, Patrick Drafted
 4/25/2009 Brace, Ron Drafted
 4/25/2009 Butler, Darius Drafted
 4/25/2009 Vollmer, Sebastian Drafted
 4/26/2009 Tate, Brandon Drafted
 4/26/2009 McKenzie, Tyrone Drafted
 4/26/2009 Ohnberger, Rich Drafted
 4/26/2009 Bussey, George Drafted
 4/26/2009 Ingram, Jake Drafted
 4/26/2009 Pryor, Myron Drafted
 4/26/2009 Edelman, Julian Drafted
 4/26/2009 Richard, Darryl Drafted
 4/26/2009 Hobbs, Ellis Traded to Philadelphia
 4/29/2009 Ruud, Bo Released
 4/30/2009 Smith, Alex Acquired Via Trade (TB)
 4/30/2009 Appleby, Antonio Signed as Rookie Free Agent
 4/30/2009 Hoyer, Brian Signed as Rookie Free Agent
 4/30/2009 Love, Jamar Signed as Rookie Free Agent
 4/30/2009 McCClinton, Marcus Signed as Rookie Free Agent
 4/30/2009 Porter, Jermail Signed as Rookie Free Agent

MAY, 2009

5/4/2009 Ciurciu, Vinny Signed as Veteran Free Agent (MIN)
 5/4/2009 Williams, Stephen Signed as Veteran Free Agent (CAR)
 5/4/2009 Cuff, Omar Signed as First-Year Free Agent (TB)
 5/4/2009 Ortiz, Robert Re-Signed as First-Year Free Agent
 5/4/2009 Barnes, Tyree Signed as Rookie Free Agent
 5/4/2009 Kettani, Eric Signed as Rookie Free Agent
 5/4/2009 Perez, Aaron Signed as Rookie Free Agent
 5/4/2009 White, Shun Signed as Rookie Free Agent
 5/5/2009 McGowan, Brandon Signed as Unrestricted Free Agent (CHI)
 5/5/2009 Malone, Tom Released
 5/11/2009 Nunn, Terrence Signed as Rookie Free Agent
 5/26/2009 Duckett, Damane Released
 5/26/2009 Listorti, Brad Released

MAY, 2009

5/27/2009 Lenon, Paris Signed as Unrestricted Free Agent (DET)
 5/29/2009 Perez, Aaron Released

JUNE, 2009

6/1/2009 Malone, Tom Re-signed
 6/4/2009 Pass, Patrick Signed as a Veteran Free Agent (NYG)
 6/4/2009 Smith, Kenny Released
 6/4/2009 Craig, Angelo Released
 6/4/2009 Cuff, Omar Released
 6/4/2009 McCClinton, Marcus Released
 6/11/2009 Pass, Patrick Released
 6/16/2009 Ohnberger, Rich Signed/Draft Choice
 6/16/2009 Appleby, Antonio Released

JULY, 2009

7/13/2009 Butler, Darius Signed/Draft Choice
 7/16/2009 Richard, Darryl Signed/Draft Choice
 7/23/2009 Brace, Ron Signed/Draft Choice
 7/23/2009 Vollmer, Sebastian Signed/Draft Choice
 7/23/2009 Tate, Brandon Signed/Draft Choice
 7/23/2009 Bussey, George Signed/Draft Choice
 7/23/2009 Pryor, Myron Signed/Draft Choice
 7/23/2009 Edelman, Julian Signed/Draft Choice
 7/23/2009 Ortiz, Robert Released
 7/23/2009 Barnes, Tyree Placed on Reserve/Military
 7/23/2009 Kettani, Eric Placed on Reserve/Military
 7/27/2009 Chung, Pat Signed/Draft Choice
 7/27/2009 Spann, Antwain Released
 7/28/2009 Jones, Herana-Daze Signed
 7/28/2009 Porter, Jermail Released
 7/29/2009 Ingram, Jake Signed/Draft Choice
 7/29/2009 Love, Jamar Released

AUGUST, 2009

8/1/2009 Malone, Tom Released
 8/2/2009 Love, Jamar Signed
 8/2/2009 Ninkovich, Rob Signed
 8/2/2009 Redd, Vince Released
 8/3/2009 Walter, Andrew Signed
 8/3/2009 Gutierrez, Matt Released
 8/6/2009 Burgess, Derrick Acquired Via Trade (OAK)
 8/6/2009 Johnson, Al Released
 8/17/2009 Taylor, Chris Signed
 8/17/2009 Smith, Le Kevin Traded to Denver for undisclosed draft pick
 8/17/2009 White, Shun Placed on Reserve/Military
 8/18/2009 Rogers, Roderick Signed
 8/19/2009 Richardson, Mike Released
 8/23/2009 DeVree, Tyson Released
 8/25/2009 Hochstein, Russ Traded to Denver for undisclosed draft pick
 8/25/2009 McKenzie, Tyrone Signed/Draft Choice
 8/25/2009 Williams, Tank Released
 8/26/2009 Ortiz, Robert Signed
 8/31/2009 Bruschi, Teddy Announced his Retirement
 8/31/2009 Hodel, Nathan Released
 8/31/2009 O'Connell, Kevin Released
 8/31/2009 LeVoi, Mark Placed on Reserve/P.U.P.
 8/31/2009 McKenzie, Tyrone Placed on Reserve/Injured (knee)
 8/31/2009 Tate, Brandon Placed on Reserve/N.F.I.

SEPTEMBER, 2009

9/4/2009 Ciurciu, Vinny Released
 9/4/2009 Ortiz, Robert Released
 9/4/2009 Rogers, Roderick Released
 9/4/2009 Walter, Andrew Released
 9/4/2009 Williams, Stephen Released
 9/4/2009 Yates, Billy Released
 9/5/2009 Adams, Titus Released
 9/5/2009 Britt, Wesley Released
 9/5/2009 Bussey, George Placed on Reserve/Injured (knee)
 9/5/2009 Crable, Shawn Placed on Reserve/Injured (groin)
 9/5/2009 Jones, Herana-Daze Released
 9/5/2009 Lenon, Paris Released
 9/5/2009 Love, Jamar Released
 9/5/2009 Nunn, Terrence Released
 9/5/2009 O'Callaghan, Ryan Released
 9/5/2009 Richard, Darryl Released
 9/5/2009 Smith, Alex Released
 9/5/2009 Taylor, Chris Placed on Reserve/Injured (shoulder)



2009 TRANSACTIONS

SEPTEMBER, 2009

| | | |
|-----------|----------------------|--|
| 9/5/2009 | Ventrone, Ray | Released |
| 9/5/2009 | Thomas, David | Traded to N.O. for an undisclosed draft pick |
| 9/5/2009 | Matthews, Michael | Acquired via trade (NY Giants) |
| 9/6/2009 | Seymour, Richard | Traded to Oak. for an undisclosed draft pick |
| 9/6/2009 | Simmons, Kendall | Signed |
| 9/7/2009 | Adams, Titus | Signed to the Practice Squad |
| 9/7/2009 | Brown, Patrick | Signed to the Practice Squad |
| 9/7/2009 | Grady, Adrian | Signed to the Practice Squad |
| 9/7/2009 | Terrence Nunn | Signed to the Practice Squad |
| 9/7/2009 | Darryl Richard | Signed to the Practice Squad |
| 9/7/2009 | Stanback, Isaiah | Signed to the Practice Squad |
| 9/7/2009 | Willingham, DeAngelo | Signed to the Practice Squad |
| 9/7/2009 | Lockett, Bret | Claimed off waivers from Cleveland |
| 9/7/2009 | Lewis, Greg | Released |
| 9/8/2009 | Agnone, Robbie | Signed to the Practice Squad |
| 9/21/2009 | Willingham, DeAngelo | Released from the Practice Squad |
| 9/21/2009 | Arrington, Kyle | Signed to the Practice Squad |
| 9/22/2009 | Burgess, Prescott | Acquired via trade (Baltimore) |
| 9/22/2009 | Wendell, Ryan | Released |
| 9/24/2009 | Wendell, Ryan | Signed to the Practice Squad |
| 9/24/2009 | Brown, Patrick | Released from the Practice Squad |
| 9/28/2009 | Sands, Terrell | Signed |
| 9/28/2009 | Burgess, Prescott | Released |
| 9/30/2009 | Burgess, Prescott | Signed to the Practice Squad |
| 9/30/2009 | Grady, Adrian | Released from the Practice Squad |

OCTOBER, 2009

| | | |
|------------|-------------------|------------------------------|
| 10/7/2009 | Davis, Bruce | Signed to the Practice Squad |
| 10/14/2009 | Seau, Junior | Signed |
| 10/14/2009 | Sands, Terrell | Released |
| 10/20/2009 | Galloway Joey | Released |
| 10/20/2009 | Matthews, Michael | Released |
| 10/25/2009 | LeVoi, Mark | Activated to 53-man roster |
| 10/25/2009 | Tate, Brandon | Activated to 53-man roster |

NOVEMBER, 2009

| | | |
|------------|------------------|---|
| 11/3/2009 | Myers, Rob | Signed to the practice squad |
| 11/3/2009 | Agnone, Robbie | Placed on practice squad/injured (shoulder) |
| 11/6/2009 | Simmons, Kendall | Released |
| 11/8/2009 | Arrington, Kyle | Signed from the practice squad |
| 11/10/2009 | Williams, Thomas | Signed to the practice squad |
| 11/14/2009 | Tate, Brandon | Placed on Reserve/Injured (knee) |
| 11/14/2009 | Stanback, Isaiah | Signed from the practice squad |
| 11/17/2009 | Grady, Adrian | Signed to the practice squad |

DECEMBER, 2009

| | | |
|-----------|------------------|-----------------------------------|
| 12/9/2009 | Lockett, Bret | Placed on Reserve/Injured (groin) |
| 12/9/2009 | Adams, Titus | Signed from the practice squad |
| 12/9/2009 | Jenkins, Darnell | Signed to the practice squad |
| 12/9/2009 | Rowe, Jeff | Signed to the practice squad |



UNOFFICIAL DEPTH CHART

Unofficial depth chart compiled by Patriots media relations, December 29, 2009

OFFENSE

| | | |
|--------------------------------|-----------------------------|-----------------------------|
| WR: 83 Wes Welker | 88 Sam Aiken | 18 Matthew Slater |
| LT: 72 Matt Light | <u>76 Sebastian Vollmer</u> | |
| LG: 70 Logan Mankins | 63 Dan Connolly | |
| C: 67 Dan Koppen | 63 Dan Connolly | |
| RG: 61 Stephen Neal | <u>60 Rich Ohrnberger</u> | |
| RT: 77 Nick Kaczur | 64 Mark LeVair | <u>76 Sebastian Vollmer</u> |
| TE 84 Benjamin Watson | 86 Chris Baker | |
| WR: 81 Randy Moss | <u>11 Julian Edelman</u> | 15 Isaiah Stanback |
| QB: 12 Tom Brady | <u>8 Brian Hoyer</u> | 15 Isaiah Stanback |
| RB: 39 Laurence Maroney | 34 Sammy Morris | 21 Fred Taylor |
| RB: 33 Kevin Faulk | 42 BenJarvus Green-Ellis | |

DEFENSE

| | | |
|-----------------------------------|-----------------------|-------------------------|
| LE: 94 Ty Warren | <u>91 Myron Pryor</u> | 62 Titus Adams |
| NT: 75 Vince Wilfork | 99 Mike Wright | <u>92 Ron Brace</u> |
| RE: 97 Jarvis Green | <u>91 Myron Pryor</u> | |
| OLB 95 Tully Banta-Cain | 58 Pierre Woods | 50 Rob Ninkovich |
| ILB: 51 Jerod Mayo | 52 Eric Alexander | |
| ILB: 59 Gary Guyton | 55 Junior Seau | |
| OLB 96 Adalius Thomas | 53 Derrick Burgess | |
| LCB: 29 Shawn Springs | 22 Terrence Wheatley | <u>28 Darius Butler</u> |
| RCB 23 Leigh Bodden | 24 Jonathan Wilhite | 27 Kyle Arrington |
| SS: 31 Brandon Meriweather | <u>25 Pat Chung</u> | |
| FS: 36 James Sanders | 30 Brandon McGowan | |

SPECIAL TEAMS

| | | |
|----------------------------------|----------------------|-------------------------|
| K: 3 Stephen Gostkowski | 6 Chris Hanson | |
| P: 6 Chris Hanson | 3 Stephen Gostkowski | |
| H: 6 Chris Hanson | <u>8 Brian Hoyer</u> | |
| PR: 83 Wes Welker | 33 Kevin Faulk | 22 Terrence Wheatley |
| KR: 18 Matthew Slater | 39 Laurence Maroney | 28 <u>Darius Butler</u> |
| LS: <u>47 Jake Ingram</u> | | |

PRONUNCIATION GUIDE

| | | | |
|--------------------|-------------|----------------|------------|
| Leigh Bodden | BOD-in | Mark LeVair | la-VORE |
| Stephen Gostkowski | gust-OW-ski | Jerod Mayo | je-ROD |
| Nick Kaczur | KĀ-zur | Adalius Thomas | ah-DAY-lus |
| Dan Koppen | COPE-en | | |