



PATRIOTS RIDE A FOUR-GAME WINNING STREAK INTO A MEETING WITH THE VIKINGS

MEDIA SCHEDULE

WEDNESDAY, OCTOBER 27

10:15-12:15 Media Check-In
10:30 Conf. Call with Brad Childress
11:15-12:00 Open Locker Room
11:15-11:25 Tom Brady Availability
12:15-12:30 Bill Belichick Press Conference
12:30 Conf. Call with Jared Allen
Approx. 1:05 Local Media Access to Practice

THURSDAY, OCTOBER 28

10:15-11:30 Media Check-In
11:15-12:00 Open Locker Room
Approx. 1:05 Local Media Access to Practice

FRIDAY, OCTOBER 29

10:00-10:45 Media Check-In
10:30-10:45 Bill Belichick Press Conference
Approx. 11:30 Local Media Access to Practice
Approx. 1:15 Open Locker Room

2010 PATRIOTS SCHEDULE

REGULAR SEASON (5-1)

Sun., Sept. 12	Cincinnati	W	38-24
Sun., Sept. 19 at	N.Y. Jets	L	14-28
Sun., Sept. 26	Buffalo	W	38-30
Mon., Oct. 4 at	Miami	W	41-14
Sun., Oct. 10	BYE WEEK		
Sun., Oct. 17	Baltimore	W	23-20
Sun., Oct. 24 at	San Diego	W	23-20
Sun., Oct. 31	Minnesota	4:15	FOX
Sun., Nov. 7 at	Cleveland	1:00	CBS
Sun., Nov. 14 at	Pittsburgh	8:20	NBC
Sun., Nov. 21	Indianapolis	4:15	CBS*
Thurs., Nov. 25 at	Detroit	12:30	CBS
Mon., Dec. 6	N.Y. Jets	8:30	ESPN
Sun., Dec. 12 at	Chicago	1:00	CBS*
Sun., Dec. 19	Green Bay	8:20	NBC*
Sun., Dec. 26 at	Buffalo	1:00	CBS*
Sun., Jan. 2	Miami	1:00	CBS*

AFC EAST STANDINGS

Team	W	L	T	Pct.	PF	PA
New York Jets	5	1	0	.833	159	101
NEW ENGLAND	5	1	0	.833	177	136
Miami Dolphins	3	3	0	.600	111	135
Buffalo Bills	0	6	0	.000	121	198

PATRIOTS MEDIA WEBSITE

The Patriots' media-only website, located at <http://media.patriots.com>, will be updated for registered users with all the latest media information, schedules, rosters and press releases. The media site will also serve as the team's primary credentialing system again in 2010.

PATRIOTS 2010 MEDIA GUIDE

The Patriots 2010 Media Guide will be online and updated throughout the season. Media can access the media guide at www.patriots.com.

NEW ENGLAND PATRIOTS (5-1) vs. MINNESOTA VIKINGS (2-4)

Sun., Oct. 31, 2010 ★ Gillette Stadium (68,756) ★ 4:15 p.m. EDT

The New England Patriots won their fourth straight game to improve to a season record of 5-1 with a 23-20 win at San Diego last Sunday. This week, the Patriots return to Gillette Stadium to face their first NFC opponent in 2010 when they square off against the Minnesota Vikings.

While the Patriots have a scary record of 2-5 on games played on Halloween, this week's game will be the team's first Halloween game played at home.

The Patriots have been successful against NFC teams in recent seasons, compiling a 31-5 (.861) regular-season record against the conference since 2001. Including the postseason, the Patriots are 34-6 (.850) against the NFC with a 3-1 Super Bowl record since 2001.

PATRIOTS THROWBACK GAME

The 2010 season marks the 25th anniversary of 1985 AFC Championship team. To help honor the 1985 season, the Patriots will wear throwback uniforms that replicate the ones worn by that team this Sunday against Minnesota. It is the first of two games in 2010 in which the Patriots will wear throwback uniforms. The Patriots will also wear throwback uniforms on Thanksgiving at Detroit on Nov. 25. The Patriots will wear red jerseys with white pants and a white helmet featuring the 'Pat Patriot' logo with white facemasks. New England finished 11-5 in 1985 and captured the franchise's first AFC Championship trophy, qualifying for the Super Bowl after winning three consecutive road games. The Hall at Patriot Place presented by Raytheon recently launched an exhibit to highlight the 1985 team. Last season, the Patriots wore throwback uniforms in four games to help honor the 50th anniversary of the AFL, replicating the ones worn by the 1963 team that claimed the franchise's first division title and competed in the franchise's first league championship game.



BROADCAST INFORMATION

TELEVISION: This week's game will be broadcast by FOX and can be seen in Boston on WFXT-TV Channel 25. Thom Brennaman will handle play-by-play duties with Troy Aikman providing color. Pam Oliver will serve as the sideline reporter. The game will be produced by Richie Zrontz and directed by Rich Russo.

NATIONAL RADIO: This week's game will be broadcast to a national audience the Sports Radio USA. Larry Kahn and Ross Tucker will call the game. Tony Grazianai will serve as the sideline reporter.

RADIO: 98.5 FM, The Sports Hub, is the flagship station for the Patriots Radio Network. A complete listing of the network's 36 stations can be found in this press release. Play-by-play broadcaster Gil Santos is in his 34th season as the voice of the Patriots and will call the action along with Patriots Hall of Famer Gino Cappelletti. Santos and Cappelletti are celebrating their 27th season as a tandem.

PATRIOTS WICKED GOOD IN OCTOBER

With last week's win over San Diego, the Patriots improved to 28-5 in the month of October since the 2003 season. The Patriots have won 19 out of their last 21 October games. The Patriots are 3-0 in 2010 in October.

PATRIOTS RECORD AGAINST THE NFC AT HOME SINCE 2002

The Patriots have won 15 straight games at Gillette Stadium against NFC opponents. The only loss was the very first game against an NFC opponent at the new stadium in 2002 when the visiting Green Bay Packers beat the Patriots, 28-10, on Oct. 13.

Team	W	L	T	Pct.
New England	15	1	0	.938
Pittsburgh	14	2	0	.853
Jacksonville	14	3	0	.824
Indianapolis	14	3	0	.824



PATRIOTS VS. VIKINGS

SERIES HISTORY

The Patriots and Vikings will meet for the 11th time overall and for the first time since 2006, a 31-7 Patriots win on Monday Night Football at the Metrodome.

Minnesota will make its first trip to New England since Nov. 24, 2002 when the Patriots beat the Vikings, 24-17 in Minnesota's first ever visit to Gillette Stadium.

The Patriots are 4-2 overall against Minnesota in home games with a 0-1 record at Harvard Stadium, a 3-1 record at Foxboro stadium and a 1-0 record at Gillette Stadium.



Two of the more memorable games were a 1994 Patriots win and the 2006 Monday Night Football win. The Patriots entered the 1994 game with a 3-6 record before overcoming a 20-0 deficit for a 26-20 win that sparked a seven-game winning streak and a 10-6 record to earn a playoff berth. Patriots

quarterback Drew Bledsoe set NFL records with 45 completions and 70 attempts while passing for a team-record 426 yards in that game. In the 2006 game, Tom Brady completed 29-of-43 passes for 372 yards and four touchdowns, and LB Tully Banta-Cain celebrated the birth of his first child, and then that night set a then career-high with 2.5 sacks.

New England 6, Minnesota 4

Date	Result	Score	H/A	Stadium
12/13/70	L	14-35	H	Harvard Stadium
10/27/74	W	17-14	A	Metropolitan Stadium
12/16/79	W	27-23	H	Schaefer Stadium
09/11/88	L	6-36	A	HHH Metrodome
10/20/91	W ot	26-23	H	Foxboro Stadium
11/13/94	W ot	26-20	H	Foxboro Stadium
11/02/97	L	18-23	A	HHH Metrodome
09/17/00	L	13-21	H	Foxboro Stadium
11/24/02	W	24-17	H	Gillette Stadium
10/30/06	W	31-7	A	Metrodome

SERIES BREAKDOWN

Overall Record	6-4
Record in New England.....	4-2
Harvard Stadium	1-0
Schaefer/Sullivan/Foxboro Stadium.....	3-1
Gillette Stadium	1-0
Record in Minneapolis.....	2-2
Metropolitan Stadium	2-0
HHH Metrodome	0-2
Bill Belichick vs. Minnesota.....	1-3 (1-1 with New England)
Brad Childress vs. New England	First Meeting

PATRIOTS VS. NFC

The Patriots have been successful against NFC teams in recent seasons, compiling a 31-5 (.861) regular-season record against the conference since 2001. Including the postseason, the Patriots are 34-6 (.850) against the NFC with a 3-1 Super Bowl record since 2001.

The Patriots ended a 17-game winning streak against the NFC last season following a loss at New Orleans on Monday Night. The Patriots were 3-1 against the NFC last season.

The Patriots are 7-1 all-time against the NFC North since realignment in 2002. The Patriots have squared off against the NFC North in two seasons, finishing 3-1 in 2002 and 4-0 in 2006. The only loss was a 28-10 defeat vs. Green Bay on Oct. 13, 2002.

The Patriots will face all four NFC North teams this season with a game at Detroit on Thanksgiving (11/25), at Chicago (12/12) and vs. Green Bay (12/19).

TALE OF THE TAPE

2010 Regular Season	New England	Minnesota
Record	5-1	2-4
Divisional Standings	1stT	3rd
Total Yards Gained	1,950	1,911
Total Offense (Rank)	325.0 (19)	318.5 (20)
Rush Offense	111.2 (14)	136.2 (7)
Pass Offense	213.8 (17)	182.3 (24)
Points Per Game	22.7 (4)	18.5 (T-24)
Touchdowns Scored	21	14
Third Down Conversion Pct.	45.2	40.5
Team Passer Rating	96.0	68.0
Total Yards Allowed	2,278	1,850
Total Defense (Rank)	379.7 (29)	308.5 (7)
Rush Defense	97.7 (9)	99.2 (11)
Pass Defense	282.0 (30)	209.2 (13)
Points Allowed/Game	22.6 (4)	19.3 (11)
Touchdowns Allowed	15	14
Third Down Defense (Pct.)	48.8	39.2
Field Goals Made/Attempted	10/13	5/5
Possession Avg.	27:59	29:49
Sacks Allowed/Yards Lost	12/79	14/97
Sacks Made/Yards	12/61	6/39
Interceptions For/Against	8/4	6/10
Penalties Against/Yards	35/304	44/340
Punts/Avg.	20/43.0	28/43.7
Takeaway/Giveaway Ratio	+6	-6

PASSING PERFORMANCES

Tom Brady is slated to start against Minnesota for the third time in his career. Brady's first start was in 2002 when he threw three touchdown passes in a 24-17 Patriots victory. In his second start in 2006 on Monday Night Football at the Metrodome, Brady threw for 373 yards with four touchdowns in a 31-7 win.

Tom Brady vs. Minnesota (2-0)

Date	H/A	A	C	Yd	%	TD	I	Rating	W/L	Score
11/24/02H		34	21	239	.618	3	0	112.3	W	24-17
10/30/06A		43	29	372	.674	4	1	115.6	W	31-7
Total		77	50	611.649		7	1	114.2	2-0	

Brett Favre is 4-3 all-time when facing New England, including a victory over the Patriots in Super Bowl XXXI. Favre was 3-2 against the Patriots with Green Bay and 1-1 against the Patriots when he played for the Jets in 2008. Favre is 3-1 all-time in Foxboro and 2-0 against the Patriots at Gillette.

Brett Favre vs. New England (4-3)

(including a win in Super Bowl XXXI)

Date	H/A	A	C	Yd	%	TD	I	Rating	W/L	Score
10/02/94	A	47	25	294	.532	1	2	61.8	L	16-17
01/26/97	SB	27	14	246	.519	2	0	107.9	W	35-21
10/27/97	A	34	23	239	.676	3	0	117.2	W	28-10
10/13/02	A	27	17	147	.630	3	0	114.3	W	28-10
11/19/06	H	15	5	73	.333	0	0	50.1	L	0-35
09/14/08	H	26	18	181	.692	1	1	85.6	L	10-19
11/13/08	A	33	26	258	.788	2	0	119.4	W	34-31
Totals		209	128	1438.612		12	3	94.9	4-3	

LAST MEETING:

PATRIOTS 31, VIKINGS 7

October 30, 2006 ★ HHH Metrodome (Att: 63,819)

	1	2	3	4	Final
New England Patriots	7	10	14	0	— 31
Minnesota Vikings	0	0	7	0	— 7

The Patriots tied the best start to a season in franchise history, improving to 6-1 with a 31-7 road victory over the Minnesota Vikings on Monday Night Football. New England's defense did not allow the Vikings to see the end zone – Minnesota's only seven points came on special teams – and recorded four interceptions to halt the Vikings attack. Tom Brady tied his then career high with four touchdown passes while



PATRIOTS VS. VIKINGS

LAST MEETING (continued)

passing for 372 yards – tying his second highest career yardage total.

The Patriots began the game on the right note, silencing the raucous Minnesota crowd on their first possession by driving 86 yards on seven plays to take a quick 7-0 lead on a 6-yard scoring strike from Tom Brady to Reche Caldwell. Later in the quarter, following a punt by Minnesota and an interception thrown by New England, the Vikings mounted a formidable drive that saw them earn a first-and-goal from the Patriots' 10-yard line. After forcing a third-and-goal from the 5-yard line, the New England defense came up big with the first of four interceptions on the night as Rodney Harrison picked off a Brad Johnson pass at the goal line to end the Minnesota scoring threat as the first quarter came to a close. Following the interception, the Patriots marched 93 yards on eight plays to take a 10-0 lead on a 23-yard field goal by Stephen Gostkowski. On the ensuing Vikings possession, the Patriots defense once again was able to intercept Johnson, as Chad Scott ended the drive by picking off a deep ball at the 29-yard line. After the teams traded punts, the Patriots mounted a drive late in the half that covered 74 yards in 11 plays and ended with a 9-yard touchdown from Brady to Benjamin Watson that gave New England a 17-0 lead with 25 seconds left in the first half.

Minnesota struck first in the second half, cutting its deficit to 17-7 on a 71-yard punt return for a touchdown by Mewelde Moore. But Laurence Maroney returned the ensuing kickoff 77 yards to set up a short Patriots touchdown drive that answered the Vikings score, as New England took just three plays to raise its advantage to 24-7 on a 7-yard scoring pass from Brady to Troy Brown. The Patriots mounted one more drive in the third quarter, as a 29-yard punt return by Kevin Faulk set up a 4-play, 39-yard drive that ended in a 10-yard scoring strike from Brady to Chad Jackson that put the Patriots in command, 31-7. Two more interceptions by the Patriots in the final quarter stopped Minnesota from chipping into the lead, and the Patriots headed back to New England with a Monday night win.

CONNECTIONS

NEW ENGLAND TIES

- Minnesota Vikings Assistant Special Teams Coach **Chris White** is a Haverhill, Mass. native, graduated high school from Phillips Andover Academy and played quarterback at Colby College from 1986-89.

FORMER PATRIOTS

- Vikings wide out **Randy Moss** was a member of the Patriots for three-plus seasons and broke many records, including setting the NFL's single-season touchdown reception mark with 23 in 2007. He was traded from the Patriots to the Vikings on Oct. 6, 2010.

FORMER TEAMMATES

- New England Patriots **S Jarrad Page** and Minnesota Vikings **DE Jared Allen** both played for the Kansas City Chiefs from 2006-07.
- Patriots **LB Tracy White** was a member of the Philadelphia Eagles in 2008, along with three current Vikings: **WR Hank Baskett**, **WR Greg Lewis** and **CB Lito Sheppard**.
- Tracy White also played for the Green Bay Packers in 2007 with Minnesota **QB Brett Favre** and **CB Frank Walker**.
- White was also a Seattle Seahawk from 2003-04 with current Viking **G Steve Hutchinson**.
- New England **LB Rob Ninkovich** and Minnesota **WR Greg Camarillo** were teammates on the Miami Dolphins in 2007.
- Patriots **RB Sammy Morris** and Vikings **CB Antoine Winfield** played for the Buffalo Bills simultaneously from 2000-03.

CONNECTIONS (continued)

FORMER COLLEGE TEAMMATES

- New England Patriots **DE Jermaine Cunningham**, **TE Aaron Hernandez** and **LB Brandon Spikes** were teammates at the University of Florida with Minnesota Vikings **WR Percy Harvin** from 2007-08.
- Patriots **QB Tom Brady** and Vikings **G Steve Hutchinson** played three years together at the University of Michigan, from 1997-99, including winning the 1997 national championship.
- New England **RB BenJarvus Green-Ellis** and Minnesota **S Jamarca Sanford** were fellow Rebels at Ole Miss from 2006-07.
- Pats **OL Mark LeVoir** and Vikes **C John Sullivan** played their college football together for three years at Notre Dame, from 2003-05.
- Patriots **LB Rob Ninkovich** and Vikings **DE Ray Edwards** were teammates at Purdue from 2004-05.
- New England **S Jarrad Page** and Minnesota **P Chris Kluwe** were both Bruins at UCLA in 2003.
- Pats **DL Gerard Warren** and Vikes **CB Lito Sheppard** were Florida Gators together for two seasons, from 1999-2000.
- Patriots **NT Vince Wilfork** and Vikings **T Bryant McKinnie** played together at the University of Miami in 2001.

WINNINGEST COACH/QB TANDEM

Bill Belichick and Tom Brady have the best winning percentage among a head coach-starting quarterback tandem since the 1970 merger.

WINNINGEST COACH/QB TANDEM SINCE 1970

(Regular Season Only)

Quarterback/Head Coach	Team	W	L	T	Pct.
Tom Brady/Bill Belichick	NE	102	31	0	.767
Ken Stabler/John Madden	OAK	60	19	1	.756
Jim McMahon/Mike Ditka	CHI	46	15	0	.754
Peyton Manning/Tony Dungy	IND	73	24	0	.753

TOP QB HOME STARTING RECORDS

SINCE 1970 MERGER

Player	Team(s)	W	L	T	Pct.
Tom Brady	NE	65	11	0	.855
Terry Bradshaw	PIT	75	14	0	.843
John Elway	DEN	104	25	0	.806
Steve Young	TB/SF	63	19	0	.768

TOUGH AT HOME

The Patriots own an overall record of 62-13 (.827) at Gillette Stadium. Since their state-of-the-art facility opened at the beginning of the 2002 season, the Patriots own the NFL's best record at home.

BEST HOME RECORDS SINCE 2002

Team	W	L	T	Pct.
New England	62	13	0	.827
Indianapolis	59	15	0	.797
Pittsburgh	52	20	1	.719
Baltimore	49	20	0	.710
Seattle	49	23	0	.681
San Diego	48	24	0	.667
Minnesota	46	23	0	.667
Philadelphia	49	25	0	.662

PATRIOTS FORCE TURNOVERS

The Patriots lead the NFL with a +82 turnover margin since the 1997 season.

NFL TURNOVER MARGIN SINCE 1997

Rank	Team	Turnover Margin
1.	New England	+82
2.	Kansas City	+72
3.	New York Jets	+56



LAST WEEK: PATRIOTS-CHARGERS

PATRIOTS 23, SAN DIEGO 20

October 24, 2010 ★ Qualcomm Stadium

	1	2	3	4	Final
New England Patriots	7	6	7	3	20
San Diego Chargers	3	0	0	17	23

The New England Patriots survived a 17-point fourth quarter by the San Diego Chargers and held on for a 23-20 win at Qualcomm Stadium to improve to 5-1.

After San Diego rallied from a 23-3 deficit in the fourth quarter to pull within three, San Diego kicker Kris Brown missed a 50-yard field goal attempt with 23 seconds left and the Patriots took a knee to help secure the win. Brown lined up for a 45-yard field goal that would have forced overtime but a false start penalty forced the 50-yard attempt that smacked off the right upright. Brown was filling in for the Chargers regular kicker, Nate Kaeding, who did not dress for the game due to an injury.

Leading by three with two minutes to play, the Patriots attempted a fourth-and-one conversion from the New England 49-yard line, but RB BenJarvus Green-Ellis was stopped short. The Patriots challenged the spot of the ball but lost the challenge and their final timeout. San Diego took over and moved to the 27-yard line to set up the field goal attempt.

QB Tom Brady threw for one touchdown, Green-Ellis ran for one touchdown and K Stephen Gostkowski kicked field goals of 40, 35 and 35 for the Patriots.

San Diego fought back from the 20-3 deficit with two touchdowns in the final seven minutes of the game. The Chargers hurt themselves with four turnovers in the first half, including three in the second quarter, leading to 10 New England points.

Two of the turnovers were mental blunders. After going down untouched following a 25-yard gain in the second quarter, WR Richard Goodman left the ball on the ground and started to celebrate. S James Sanders scooped up the loose ball. The Patriots failed to convert on that turnover. San Diego drove to the New England 32-yard line on the ensuing drive, but Rivers threw a backwards pass that glanced off the hands of FB Jacob Hester. Hester did not realize it was a lateral. LB Rob Ninkovich picked up the ball and returned it 63 yards to the San Diego 8-yard line to set up a New England field goal.

In the first quarter LB Brandon Spikes forced a fumble that was recovered by LB Jerod Mayo at the 22-yard line to help the Patriots get in position for a 1-yard touchdown pass from Brady to TE Rob Gronkowski. Then in the second quarter, CB Devin McCourty intercepted a pass from Rivers inside New England territory.

The Patriots offense generated just 179 yards of total offense compared to 363 by San Diego.

PATRIOTS OFF TO A HOT START ONCE AGAIN

The Patriots have started the season with at least five wins in their first six games for the fourth time under head coach Bill Belichick after improving to a 5-1 record with the win over San Diego. The Patriots' best records through six games under Belichick are 6-0 in 2004, 5-1 in 2006 and 6-0 in 2007.

MAYO HAS THIRD STRAIGHT GAME WITH 10-PLUS TACKLES

LB Jerod Mayo had his third-straight game with 10-plus tackles after finishing with 12 against San Diego to become the first Patriots player to have three consecutive games with 10-plus tackles since Tedy Bruschi went three straight games with 10-plus tackles in 2006. Mayo had 17 at Miami (10/4) and 19 vs. Baltimore (10/17). It is his fourth game in 2010 with 10-plus tackles. He had 11 in the opener vs. Cincinnati (9/12).

NINKOVICH'S 63-YARD FUMBLE RETURN IS SECOND LONGEST IN TEAM HISTORY

LB Rob Ninkovich returned a second quarter fumble 63 yards. It is the second longest fumble return in team history to the 68-yard touchdown return by Richard Seymour at Buffalo on Oct. 3, 2004.

PATRIOTS FORCE FOUR FIRST HALF TURNOVERS

The Patriots forced four first half turnovers with a fumble recovery in the first quarter, and two fumble recoveries and an interception in the second quarter. Jerod Mayo recovered a Chargers fumble forced by LB Dane Fletcher at the San Diego 22-yard line in the first quarter. It is the second career fumble recovery for Mayo and the first career forced fumble by Spikes. That play helped set up a 1-yard touchdown pass from Tom Brady to TE Rob Gronkowski for a 7-0 lead. S James Sanders recovered a San Diego fumble when WR Richard Goodman thought he was down by contact in the second quarter and returned the ball 25 yards. LB Rob Ninkovich picked up the ball on a backward pass in the second quarter that resulted in a fumble that was returned 63 yards to the San Diego 8-yard line to set up a 40-yard field goal by K Stephen Gostkowski. Rookie CB Devin McCourty registered his first NFL interception in the second quarter.

MIKE WRIGHT HAS THREE STRAIGHT GAMES WITH A SACK

Mike Wright was credited with a 5-yard sack in the fourth quarter for his third straight game with a sack. The last Patriots player to go at least three consecutive games with a sack was in 2008 when Richard Seymour had 3.5 sacks in a four-game stretch.

GREEN-ELLIS SCORES IN THE FOURTH STRAIGHT GAME

RB BenJarvus Green-Ellis scored on a 1-yard touchdown run for his fourth consecutive game with a rushing touchdown. He had a stretch of four straight games with a rushing touchdown as a rookie in 2008. The Patriots record for most consecutive games with a rushing touchdown is seven by Curtis Martin in 1996. Ellis converted a key fourth-and-one situation on the scoring drive to keep the 17-play, 79-yard drive alive.

BRANDON DEADERICK MAKES HIS SECOND CONSECUTIVE START AND HAS A SACK IN EACH GAME

Rookie DL Brandon Deaderick made his second consecutive start and had his second straight game with a sack. He was credited with a 6-yard sack of QB Philip Rivers at the end of the third quarter to force San Diego into a third-and-long situation.

SERGIO BROWN SEES FIRST NFL ACTION

Sergio Brown was signed from the practice squad to the 53-man roster on Saturday and played in his first NFL game as a reserve at safety and on special teams.

QUINN OJINNAKA MAKES HIS PATRIOTS DEBUT

T Quinn Ojinnaka played in his first game as a member of the Patriots, seeing action on special teams.

TOM BRADY MOVES UP ALL-TIME TOUCHDOWN LIST

Tom Brady entered the San Diego game in 19th place on the NFL's all-time touchdown list with 235. He moved into a tie for 18th place with George Blanda with a 1-yard touchdown pass to TE Rob Gronkowski in the first quarter. Jim Kelly is in 17th place with 237 touchdown passes.

BRADY TID BITS

Brady has a 45-21 (.682) career record as a starter on the road. Including the postseason, it was his 4th consecutive win against San Diego.

PATRIOTS DEFENSE HOLDS SAN DIEGO RUSHING GAME

The Patriots held the Chargers to just 38 yards rushing for a 2.3-yard average. It is the lowest output since holding Tampa Bay to 30 yards on 18 attempts on Dec. 17, 2005 in a 28-0 victory.



INSIDE THE NUMBERS

BY THE NUMBERS

2

The number of kickoff returns that WR Brandon Tate has returned for a touchdown in 2010 after he returned a 97-yard kickoff for a touchdown vs. Cincinnati (9/12) and a 103-yard kickoff for a touchdown at Miami (10/4). Tate is the first Patriots' player to return two kicks for a touchdown in a season since Kevin Faulk returned two for a touchdown in 2002. The Patriots' record for most returns in a single season is three by Raymond Clayborn in 1977.

2

The number of blocked kicks recorded by S Patrick Chung in 2010 after he blocked a punt and a field goal in the Patriots win at Miami (10/4). He is the first NFL player to block a field goal and a punt in the same game since CB Ramon Walker of Houston blocked a field goal and a punt vs. New England on Nov. 23, 2003.

2

The number of interceptions that the Patriots have returned for a touchdown in 2010 after LB Gary Guyton returned an interception 59 yards for a score vs. Cincinnati (9/12) and S Patrick Chung returned an interception 51 yards for a score at Miami (10/4).

3

The number of consecutive games that DE Mike Wright has registered a sack. The last player to go at least three straight games with a sack was in 2008 when Richard Seymour had 3.5 sacks in a four-game stretch.

4

The number of consecutive games that BenJarvus Green-Ellis has scored a rushing touchdown. He had a stretch of four straight games with a rushing touchdown as a rookie in 2008.

11

The number of 10-plus reception games by Wes Welker. He has the most 10-plus reception games in Patriots' history.

14

The number of kickoffs that Stephen Gostkowski has kicked for a touchback in 2010. Last season he tied a Patriots record with a career-high 21 touchbacks. Justin Canele had 21 touchbacks in 1966 for the Patriots.

23

The number of consecutive regular-season starts that Tom Brady has won at Gillette Stadium. The NFL record for most consecutive home wins by a starting quarterback since the 1970 AFL-NFL merger is held by Brett Favre, who won 25 straight games for Green Bay (1995-98).

29.5

The number of points the Patriots are averaging in 2010. The Patriots are on pace to finish with 472 points, which would be second in team history to the 589 scored in 2007.

69

The number of consecutive regular-season games that Welker has caught at least one pass. He has caught at least one pass in all 55 games as a member of the Patriots, including three postseason games.

72

The number of times that Brady has thrown two or more touchdowns in a game. The Patriots are 61-11 when he throws for two or more touchdowns.

77

The number of total tackles by LB Jerod Mayo. He is on pace to finish the season with 205 tackles. That number would be the highest since LB Steve Nelson had 207 tackles in 1984.

102

The number of wins that Brady has as a starting quarterback. He reached the milestone in the fewest number of starts (131) among all quarterbacks in the modern era.

2009 SEASON ACCOMPLISHMENTS

3

The number of times Tom Brady has passed for 4,000 or more yards in a season after his team-record third 4,000 yard season in 2009. His 4,398 passing yards last season are second to the team-record 4,806 passing yards he had in 2007.

5

The number of times that Brady has finished a season with 25 or more touchdowns after closing out the 2009 season with 28 touchdown passes. He is tied with Drew Brees for the fifth most seasons with 25 or more touchdowns.

15

The number of times Tom Brady has earned AFC Offensive Player of the Week honors. He earned the award two times in 2009 – vs. Buffalo and vs. Tennessee.

30

The number of regular season 300-yard passing games by Tom Brady, a new team record. Brady's seven 300-yard games in 2009 moved him past Drew Bledsoe (26) for the team record.

THE KRAFT ERA

3

The number of Super Bowl championships the Patriots have won since Robert Kraft purchased the team in 1994. That mark is the highest total in the NFL over that span. Only Denver (2; 1997 and 1998) and Pittsburgh (2; 2005 and 2008) have won multiple Super Bowl titles since 1994.

5

The number of conference championships the Patriots have won since Robert Kraft purchased the team in 1994. That mark is the highest total in the NFL over that span. Pittsburgh is second with three conference titles since 1994.

17

The number of playoff games the Patriots have won since Robert Kraft purchased the team in 1994. That mark is the highest total in the NFL over that span. Pittsburgh ranks second with 15 playoff wins over that span.

25

The number of playoff games the Patriots have appeared in since 1994. The mark is the highest in the NFL, ahead of the 23 games played by Pittsburgh.

175

The number consecutive home games the Patriots have sold out, a streak that includes every preseason, regular season and playoff game since the 1994 regular season opener.

THE BELICHICK ERA

4

Bill Belichick is one of just four coaches to win three championships since the Super Bowl era began. Belichick joins three members of the Pro Football Hall of Fame in the exclusive club (Chuck Knoll 4, Joe Gibbs 3 and Bill Walsh 3). Belichick is the only coach to win three Super Bowls in the post-1993 salary cap era and the only one to ever win three in four years.

112-38

The Patriots' regular season record since 2001 under Head Coach Bill Belichick. Under Belichick, the Patriots have won 74.7 percent of their regular season games, recording the highest winning percentage of any major American professional sports team over that span.

PATRIOTS HALL OF FAME

4

The number of Patriots Hall of Famers that are also in the Pro Football Hall of Fame (John Hannah, Andre Tippett, Mike Haynes and Nick Buoniconti).

15

The number of players in the Patriots Hall of Fame following the induction of former RB Sam "Bam" Cunningham.



ROBERT KRAFT NEWS & NOTES

Since Robert Kraft purchased the team in 1994, the Patriots have experienced one of the most dramatic turnarounds in the history of sports. In 16 seasons of ownership, Kraft has transformed one of the league's least successful clubs into what many observers view as a model NFL franchise. In the five seasons immediately preceding his purchase (1989-93), the Patriots were a moribund team, winning just 19 of 80 games (.311 pct.) and recording the worst record in the NFL over that span. When he bought the franchise on Jan. 21, 1994, Kraft announced his intention to bring a championship to New England, a tall order considering the team's previous success rate. But under Kraft's leadership, the Patriots have won nine division titles, five conference crowns and three Super Bowl championships. The Patriots have made five Super Bowl appearances since Kraft purchased the team, a period during which no other NFL franchise has earned more than three berths.



	Pre-Kraft 1960-93	1989-93	Kraft Era 1994-09
Overall Record	225-276-9	19-61	188-99
Winning Pct.	.450	.311	.655
Super Bowl Titles	0	0	3
Conference Titles	1	0	5
Division Titles	3	0	9
Playoff Seasons	6	0	11
Playoff Record	4-6	--	17-8
Home Playoff Games	1	0	12
Home Playoff Record	0-1	--	11-1

A CHAMPIONSHIP TRADITION

The Patriots, the Los Angeles Lakers and the San Antonio Spurs are the only teams from the four major professional sports leagues to have won at least three titles since 2001.

MULTIPLE LEAGUE CHAMPIONSHIPS SINCE 2001

Team	League	Titles
Los Angeles Lakers	NBA	4
New England Patriots	NFL	3
San Antonio Spurs	NBA	3

CHAMPIONSHIP GAME/SERIES APPEARANCES SINCE 1994

Team	League	Appearances
New York Yankees	MLB	7
Los Angeles Lakers	NBA	7
Detroit Red Wings	NHL	6
New England Patriots	NFL	5
San Antonio Spurs	NBA	4
New Jersey Devils	NHL	4

SELLOUT STREAK

In the early 1990s, the Patriots seemed destined for relocation until Robert Kraft's purchase of the team rejuvenated local interest. In 1991, the season ticket base was just 17,635, barely enough to support the club. Now, the season-ticket base stands at a capped total of 61,759 and more than 50,000 fans are on a waiting list. The Patriots have sold out 175 consecutive home games (dating back to the 1994 regular-season opener).

SUCCESS STORY

Since Robert Kraft purchased the team in 1994, the Patriots have been one of the NFL's elite franchises. Over the first 16 seasons of Kraft's ownership, the Patriots own the NFL's highest winning percentage and have won more Super Bowl titles, more conference championships and more playoff games than any other NFL team. The Patriots have now won 9 or more games in 13 of the 16 seasons that Robert Kraft has owned the team.

SINCE ROBERT KRAFT PURCHASED THE TEAM IN 1994...

TOTAL VICTORIES SINCE 1994 (Incl. Postseason)

New England Patriots	188
Pittsburgh Steelers	180
Indianapolis Colts	175
Green Bay Packers	175
Denver Broncos	163
Philadelphia Eagles	159

WINNING PERCENTAGE SINCE 1994 (Incl. Postseason)

Team	W	L	T	Pct.
New England Patriots	188	99	0	.655
Pittsburgh Steelers	180	104	1	.633
Indianapolis Colts	175	109	0	.616
Green Bay Packers	175	109	0	.616
Denver Broncos	163	113	0	.591
Philadelphia Eagles	159	123	2	.563
Minnesota Vikings	153	124	0	.552

SUPER BOWL CHAMPIONSHIPS SINCE 1994

New England Patriots	3
Pittsburgh Steelers	2
Denver Broncos	2
9 Teams	1

CONFERENCE CHAMPIONSHIPS SINCE 1994

New England Patriots	5
Pittsburgh Steelers	3
Denver Broncos	2
Green Bay Packers	2
St. Louis Rams	2
Indianapolis Colts	2
New York Giants	2
14 Teams	1

PLAYOFF VICTORIES SINCE 1994

New England Patriots	17
Pittsburgh Steelers	15
Green Bay Packers	11
Philadelphia Eagles	11
Indianapolis Colts	11

PLAYOFF GAMES PLAYED SINCE 1994

New England Patriots	25
Pittsburgh Steelers	23
Indianapolis Colts	22
Green Bay Packers	21
Philadelphia Eagles	21
Denver Broncos	13
San Francisco 49ers	13

PLAYOFF SEASONS SINCE 1994

New England Patriots	11
Green Bay Packers	11
Philadelphia Eagles	10
Pittsburgh Steelers	9
Dallas Cowboys	9

PLAYOFF WINNING PERCENTAGE SINCE 1994

Team	W	L	Pct.
New Orleans Saints	5	2	.714
New England Patriots	17	8	.680
Pittsburgh Steelers	15	8	.652
Arizona Cardinals	5	3	.625
Baltimore Ravens	8	5	.615
Denver Broncos	8	5	.615
Carolina Panthers	6	4	.600

ANNUAL ACHIEVEMENTS

The Patriots have won more than half of their games nine straight years after finishing the 2009 season with a 10-6 record. They are the first team to win more than half of their games in nine straight seasons since free agency began in 1993. The Patriots are the fifth team to win more than half of their games in nine straight seasons since the 1970 AFL-NFL merger, joining the 49ers (16 straight from 1983-1998), the Cowboys (16 straight from 1970-85), the Raiders (11 straight from 1970-80) and the Steelers (9 straight from 1972-80).



BILL BELICHICK NEWS & NOTES

THE HEAD COACH

Overall Record: 168-98 (.632)
Regular Season: 153-93 (.622)
Postseason: 15-5 (.750)
With Patriots overall: 131-53 (.712)
Overall since 2001: 126-42 (.750)
Super Bowl Titles: 5 (86, 90, 01, 03, 04)
Conf. Titles: 7 (86, 90, 96, 01, 03, 04, 07)
Division Titles: 14 (75, 78, 86, 89, 90, 96, 98, 01, 03, 04, 05, 06, 07, 09)



Bill Belichick is the only head coach in NFL history to win three Super Bowl titles in a four-year span. He spent 20 years as an assistant coach in the NFL and this is his 16th season as a head coach. According to the Elias Sports Bureau, he is the only man in NFL history to serve 20 or more seasons as an assistant coach and at least 15 seasons as a head coach. Over a 100-game span from 2003-08, Belichick directed the team to an 82-18 record, marking the best 100-game span for any team in NFL history. In the 2007 season, Belichick led the Patriots to the fourth undefeated and untied regular season in the NFL's 90-year history and the first since the NFL established a 16-game schedule in 1978. He has led the Patriots to the Super Bowl four times and has produced seven division championships, including five straight from 2003-07. Belichick's Patriots teams own the all-time NFL records for consecutive total victories (21 from 2003-04), and established the record for consecutive regular-season victories (21 from 2006-08) and consecutive playoff victories (10 from 2001-05). Belichick owns the second-best postseason record in NFL history (15-5) and is the winningest NFL head coach since 2001 (126-42). From 2003-04, he directed the Patriots to back-to-back Super Bowl titles while posting consecutive 17-win campaigns. Belichick has spent more seasons in the league than any other current NFL head coach, and in that time has been a part of five Super Bowl championship teams. His overall record of 131-53 with the Patriots gives him the most victories and the best winning percentage of any head coach in franchise history.

ELITE COMPANY

Bill Belichick is one of nine NFL head coaches to win three or more championships since the league began postseason play in 1933. With the Patriots' victory in Super Bowl XXXIX, Belichick joined an exclusive club in which each of the eight other members has been enshrined in the Pro Football Hall of Fame.

HEAD COACHES WITH THREE OR MORE NFL TITLES

(Listed alphabetically)

Head Coach	Championship Team(s)
Bill Belichick	New England Patriots
Paul Brown	Cleveland Browns
Weeb Ewbank	Baltimore Colts, New York Jets
Joe Gibbs	Washington Redskins
George Halas	Chicago Bears
Curly Lambeau	Green Bay Packers
Vince Lombardi	Green Bay Packers
Chuck Noll	Pittsburgh Steelers
Bill Walsh	San Francisco 49ers

BELICHICK'S PATRIOTS RENAISSANCE

Any successful project requires a sound plan and once head coach Bill Belichick implemented his design on the Patriots, his approach has given him the best record of any NFL head coach who has coached over 40 games since 2001 (including the postseason).

NFL COACHES' RECORDS SINCE 2001

Coach	Team	W	L	T	Pct.
Bill Belichick	NE	126	42	0	.750
Tony Dungy	TB/IND	101	41	0	.711
Mike Tomlin	PIT	39	19	0	.672
Bill Cowher	PIT	70	35	1	.665
Andy Reid	PHI	105	61	1	.632
Wade Phillips	ATL/DAL	37	22	0	.627
Mike Martz	STL	46	29	0	.613

AMONG THE GREATS

Coach Belichick has recorded 168 career wins and is one of 15 coaches in NFL history to win 160 or more games. Belichick owns a career winning percentage of .632, which is third all-time with, behind George Halas (.682) and Don Shula (.666).

TOP WINNING PERCENTAGE AMONG HEAD COACHES WITH AT LEAST 150 WINS (INCL. POSTSEASON)

Head Coach	Team(s)	Years	W	L	T	Pct.
George Halas	CHI	1920-29,33-41,46-55,58-67	324	151	31	.682
Don Shula	BAL/MIA	1963-95	347	173	6	.666
Bill Belichick	CLV/NE	1991-95,00-10	168	98	0	.632
Curly Lambeau	GB/CHC/WAS	1921-53	229	134	22	.630
Joe Gibbs	WAS	1981-92,04-07	171	101	0	.629

NOTE: Winning percentage calculated using current NFL rules, counting a tie as a half-win, half-loss.

SUPER SUCCESS

Bill Belichick is one of just four head coaches to win three Super Bowl championships. Belichick is the only coach to win three Super Bowls in the post-1993 salary cap era.

MOST SUPER BOWL VICTORIES

Head Coach	Team	Titles	Seasons
Chuck Noll	PIT	4	1974, 1975, 1978, 1979
Bill Belichick	NE	3	2001, 2003, 2004
Joe Gibbs	WAS	3	1982, 1987, 1991
Bill Walsh	SF	3	1981, 1984, 1988

NOTE: Sorted by most recent championship. Super Bowls have determined NFL champion since 1966.

PLAYOFF SUCCESS

Coach Belichick has won 15 career playoff games, a total that is the fifth-highest by a head coach in NFL history.

MOST PLAYOFF WINS BY AN NFL HEAD COACH

Coach	Team(s)	Wins
Tom Landry	Dallas Cowboys	20
Don Shula	Baltimore Colts, Miami Dolphins	19
Joe Gibbs	Washington Redskins	17
Chuck Noll	Pittsburgh Steelers	16
Bill Belichick	Cleveland Browns, New England Patriots	15

POSTSEASON PROWESS

Bill Belichick is the second winningest head coach in NFL playoff history, trailing only the legendary Vince Lombardi, whose name is emblazoned on the Super Bowl trophy.

BEST POSTSEASON RECORDS IN NFL HISTORY

Head Coach	Team(s)	W	L	Pct.
Vince Lombardi	GB/WAS	9	1	.900
Bill Belichick	CLE/NE	15	5	.750

TOPS IN TEAM HISTORY

Bill Belichick is the most successful head coach in Patriots history. He has recorded more wins (131) and a higher winning percentage (.712) than any of the 13 previous head coaches.

WINNINGEST HEAD COACHES IN PATRIOTS HISTORY

Coach	Years	Career Winning Pct.	Overall W-L-T	Playoff W-L
Bill Belichick	2000-10	.712	131-53-0	14-4
Raymond Berry	1984-89	.554	51-41-0	3-2
Pete Carroll	1997-99	.549	28-23-0	1-2
Ron Meyer	1982-84	.529	18-16-0	0-1
Chuck Fairbanks	1973-78	.529	46-41	0-2
Mike Holovak	1961-68	.528	53-47-9	1-1
Bill Parcells	1993-96	.500	34-34	2-2
Ron Erhardt	1979-81	.438	21-27	0-0
Lou Saban	1960-61	.368	7-12	0-0
Clive Rush	1969-70	.238	5-16	0-0

BELICHICK WINS 100th REGULAR-SEASON GAME WITH PATRIOTS

The Patriots' victory over Oakland on Dec. 14, 2008 was Bill Belichick's 100th regular-season victory as Patriots head coach. His 100th victory came in his 142nd regular-season game as head coach. Only three NFL coaches have won their 100th game with a team in fewer tries – Oakland's John Madden (136 games), Miami's Don Shula (137) and Cleveland's Paul Brown (138).



TOM BRADY NEWS & NOTES

RECORDING SUCCESS

Tom Brady has quarterbacked the Patriots to victories in 102 of his 133 career regular-season starts, compiling a .767 winning percentage and giving him the best record of any quarterback in the Super Bowl Era (since 1966).



TOP WINNING PERCENTAGES IN SUPER BOWL ERA

(Since 1966, Minimum 50 Starts, Regular Season Only)

Player	Team(s)	Years	W	L	T	Pct.
Tom Brady	NE	2000-10	102	31	0	.767
Roger Staubach	DAL	1969-79	85	29	0	.746
Joe Montana	SF/KC	1979-94	117	47	0	.713

ACTIVE QUARTERBACKS WINNING PERCENTAGE

Minimum 32 Starts (two full seasons), Regular Season Only

Quarterback	Team(s)	W	L	T	Pct.
Tom Brady	NE	102	31	0	.767
Ben Roethlisberger	PIT	62	26	0	.705
Philip Rivers	SD	49	22	0	.690
Peyton Manning	IND	135	63	0	.681
Tony Romo	DAL	39	21	0	.650

BRADY IS FASTEST TO 100 WINS

Tom Brady won his 100th game as a starter on Monday Night Football at Miami (10/4/10). He is the 11th NFL quarterback to register 100 wins as a starting quarterback. Brady reached the milestone in the fewest number of starts (131) among quarterbacks who began their careers in the Super Bowl era (since 1966).

PLAYER	TEAM	STARTS TO REACH 100
Tom Brady	Patriots	131
Joe Montana	49ers	139
Terry Bradshaw	Steelers	147
Brett Favre	Packers	153
Peyton Manning	Colts	154

BRADY ON PACE FOR HIGH NUMBERS IN 2010

Tom Brady posted his team-record third season with 4,000 yards after finishing with 4,398 passing yards in 2009. He became the ninth NFL player to have three 4,000-yard seasons. Brady finished the '09 season with 28 touchdown passes for his fifth season with 25 or more touchdowns. He is on pace to finish 2010 with 3,632 yards passing and 29 touchdowns.

MOST SEASONS WITH 25-PLUS TOUCHDOWN PASSES

Peyton Manning	12	Joe Montana	6
Brett Favre	11	Tom Brady	5
Dan Marino	7	Drew Brees	5

TOM BRADY'S RECORD AS A STARTER

	Reg. Season	Playoffs	Total
Overall:	102-31	14-4	116-35

Home:	57-10	8-1	65-11
Road:	45-21	6-3*	51-24*

By Yardage Total

Less than 200:	25-12	3-1	28-13
200-299:	51-15	9-2	60-17
300 or more:	26-4	2-1	28-5

Other Records

On Artificial Turf:	49-5	4-2	53-7
Temp. Below 40:	21-3	8-1	29-4
Thanksgiving or later:	37-9	14-4	51-13
Leading at Halftime:	79-8	10-2	89-10
Leading after 3 Qtrs:	84-5	9-2	93-7
Overtime:	7-1	1-0	8-1
Passer rating >100.0:	52-3	6-0	58-3

*-Includes three Super Bowls at neutral sites

BRADY IS PATRIOTS ALL-TIME LEADING PASSER

Tom Brady passed Drew Bledsoe on an 11-yard completion to Sam Aiken in the third quarter of the New Orleans (11/30/09) game to become the Patriots all-time passing leader.

PATRIOTS ALL-TIME LEADING PASSERS

Player	YEARS	ATT	COMP	YARDS
Tom Brady	2000-10	4,416	2,803	32,206
Drew Bledsoe	1993-01	4,518	2,544	29,657
Steve Grogan	1975-90	3,593	1,879	26,886

BRADY HAS THE SIXTH BEST QB RATING IN NFL HISTORY

Tom Brady has produced a 93.5 quarterback rating. His career mark is the SIXTH best mark in NFL History.

NFL ALL-TIME LEADERS IN PASSER RATING

Quarterback	Years	Team(s)	Rating
Steve Young	1985-99	TB/SF	96.8
Philip Rivers	2004-2010	San Diego	96.1
Peyton Manning	1998-2010	Indianapolis	95.5
Tony Romo	2004-2010	Dallas	95.5
Kurt Warner	1998-2009	STL, NYG, ARI	93.7
Tom Brady	2000-2010	Patriots	93.5

BRADY WINS 23rd STRAIGHT START AT GILLETTE

Tom Brady has now won 23 consecutive regular-season starts at Gillette Stadium, surpassing Pro Football Hall of Famer John Elway for the second-longest home winning streak as a starting quarterback. The last time the Patriots lost a regular-season home game in which Brady started was on Nov. 12, 2006 against the New York Jets. The NFL record for most consecutive home wins by a starting quarterback since the 1970 AFL-NFL merger is held by Brett Favre, who won 25 straight home games for Green Bay from Sept. 17, 1995 through Oct. 5, 1998.

MOST CONSECUTIVE REGULAR-SEASON HOME GAMES WON AS A STARTING QUARTERBACK:

Player	Team	Years	Streak
Brett Favre	GB	1995-98	25
Tom Brady	NE	2006-Present	23
John Elway	DEN	1996-98	22
Bob Griese	MIA	1971-74	20
Randall Cunningham	PHI	1990-94	20

200 TOUCHDOWNS

Brady has 236 career touchdown passes and is tied for 18th place on the NFL's all-time touchdowns list with George Blanda. Jim Kelly is in 17th place with 237 touchdowns.

NFL RECORD BOOK / FASTEST TO 200 TOUCHDOWN PASSES

Games	Player	Team(s)	NFL Debut	200th TD
89	Dan Marino	Miami	09/19/83	09/17/89
106	Peyton Manning	Indianapolis	09/06/98	11/21/04
107	Brett Favre	Atlanta/Green Bay	10/27/91	11/15/98
116	Tom Brady	New England	11/23/00	09/27/09
121	Johnny Unitas	Baltimore Colts	1956	1963

BRADY'S COMEBACKS

Brady has engineered 30 career game-winning performances to lead his team to a victory from a fourth-quarter deficit or tie.

Time Remaining/Passing Statistics^

Date	Opp.	Score	In Reg.	Att	Cmp	Yds	TD	Int	Final
10/17/10	BAL	10-20	14:53	16	24	156	1	1	23-20 OT
09/14/09	BUF	13-24	5:32	13	11	112	2	0	25-24
12/29/07	at NYG	23-28	15:00	12	8	130	1	0	38-35
12/03/07	at BAL	17-24	14:25	17	7	113	1	0	27-24
11/25/07	PHI	24-28	15:00	16	11	109	0	0	31-28
11/04/07	at IND	10-20	9:42	10	8	144	2	0	24-20
01/14/07	at SD*	13-21	8:35	14	9	122	1	1	24-21
12/03/06	DET	13-21	13:07	15	14	101	0	0	28-21
11/26/06	CHI	10-10	14:46	7	6	98	1	0	17-13
11/13/05	at MIA	15-16	2:53	2	2	76	1	0	23-16
10/30/05	BUF	7-16	10:07	4	4	69	0	0	21-16
10/09/05	at ATL	28-28	3:52	2	2	17	0	0	31-28
09/25/05	at PIT	10-13	14:19	12	12	167	0	0	23-20
02/06/05	PHI**	14-14	15:00	4	2	33	0	0	24-21
10/03/04	at BUF	17-17	15:00	4	2	8	1	0	31-17
02/01/04	CAR**	29-29	1:08	5	4	47	0	0	32-29
01/10/04	TEN*	14-14	15:00	11	6	27	0	0	17-14
11/30/03	at IND	31-31	10:21	6	3	31	1	0	38-34
11/23/03	at HST	13-20	3:11	14	10	133	1	0	(ot) 23-20
11/03/03	at DEN	23-26	2:51	4	5	58	1	0	30-26
10/19/03	at MIA	13-13	15:00	10	7	147	1	0	(ot) 19-13
10/05/03	TEN	24-27	4:40	1	1	15	0	0	38-30
12/29/02	MIA	13-24	4:59	13	8	69	1	0	(ot) 27-24
11/10/02	at CHI	19-30	5:16	14	9	116	2	0	33-30
09/22/02	KC	38-38	0:00	5	4	46	0	0	(ot) 41-38
02/03/02	STL**	17-17	1:21	8	5	53	0	0	20-17
01/19/02	OAK*	3-13	15:00	27	20	138	0	0	(ot) 16-13
12/16/01	at BUF	6-9	5:57	13	9	116	0	0	(ot) 12-9
12/02/01	at NYJ	14-16	15:00	7	6	56	0	0	17-16
10/14/01	SD	16-26	8:48	18	13	130	1	0	(ot) 29-26

^Statistics are from the time noted until the end of the game * Divisional Playoffs ** Super Bowl



WR WES WELKER NEWS & NOTES

WELKER LEADS NFL IN RECEPTIONS SINCE 2007

Wes Welker leads the NFL with 383 receptions since the start of 2007. He is the first player to reach 300 receptions in his first 40 games with a new team. Welker led the NFL in receptions in 2009 with 123, despite missing two games early in the year and most of the season-finale due to an injury.



2007-PRESENT NFL REC. LEADERS

Player	Team	Rec.	Yds	TD
Wes Welker	NE	383	3,983	18
Brandon Marshall	DEN/MIA	349	4,234	24

WELKER HAS THREE STRAIGHT 100 CATCH AND 1,000 YARD SEASONS

Welker registered his third straight season with at least 100 receptions (123) and 1,000 receiving yards (1,348) in 2009. Only four other NFL players have had three consecutive seasons of at least 100 receptions and 1,000 yards receiving: Marvin Harrison (4, 1999-02), Brandon Marshall (3, 2007-09), Herman Moore (3, 1995-97) and Jerry Rice (3, 1994-96). With 33 receptions so far in 2010, Welker is on pace to finish with 106 receptions.

WELKER: 7.4 CATCHES A GAME SINCE 2007

Wes Welker is averaging 7.4 receptions per game since joining New England in 2007. His 7.4 average is the highest in the NFL during that time.

MOST RECEPTIONS PER GAME SINCE 2007 (Minimum-20 games)

Player	Team	Average
Wes Welker	New England Patriots	7.4
Andre Johnson	Houston Texans	6.7
Brandon Marshall	Denver/Miami	6.7

WELKER FINISHES WITH SECOND MOST RECEPTIONS AND SECOND HIGHEST AVERAGE IN NFL HISTORY in 2009

Welker led the NFL with 123 receptions in 2009, despite missing two games due to injury and most of the season-finale due to an injury. He averaged 8.8 receptions in the 14 games he played. The 123 receptions are a Patriots record and match Herman Moore (Detroit in 1995) for the second most receptions in a single season in NFL history, behind Marvin Harrison's NFL record of 143 receptions in 2002. Welker's 8.8 catches per game in 2009 rank second in NFL history to the 8.9 average set by Harrison in 2002.

Welker has had six or more receptions in 30 of his last 36 regular-season games. He has 18 games with nine or more catches since joining the Patriots. His 18 games with nine or more catches are the most in Patriots history.

MOST RECEPTIONS IN A SEASON

Player	Team	Year	Receptions
Marvin Harrison	Indianapolis	2002	143
Wes Welker	New England	2009	123
Herman Moore	Detroit	1995	123

WELKER LEADS NFL IN YARDS AFTER CATCH

Welker leads the NFL in yards after the catch since joining the Patriots in 2007.

MOST YARDS AFTER THE CATCH SINCE 2007

Player	Team	Yards After the Catch
Wes Welker	New England Patriots	2,300
Brandon Marshall	Denver/Miami	1,634

WELKER SETS CAREER HIGHS AGAINST JETS

Welker had 15 receptions for 192 yards against the Jets on Nov. 22, 2009, setting the Patriots record for most catches in a non-overtime game.

MOST RECEPTIONS IN A GAME IN PATRIOTS HISTORY

Rec. Player	Date	Opp	W/L	Score
16	Troy Brown	09/22/02 vs. KC	W	41-38 (ot)
15	Wes Welker	11/22/09 vs. NYJ	W	31-14

WELKER HAS THIRD BEST RECEIVING TOTAL

Welker totaled 192 receiving yards against the Jets (11/22/09), the third-best single game receiving yard total in the 50-year history of the Patriots.

MOST RECEIVING YARDS IN A GAME IN PATS HISTORY

Yds. Player	Date	Opp	W/L	Score
214	Terry Glenn	10/03/99 at CLE	W	19-7
193	Terry Glenn	12/06/98 at PIT	W	23-9
192	Wes Welker	11/22/09 NYJ	W	31-14

WELKER TIES NFL RECORD FOR MOST 10-PLUS CATCH GAMES IN A SEASON WITH SEVEN

Welker had his seventh 10-plus reception game of the 2009 season with 13 vs. Jacksonville (12/27) to tie the NFL record for most 10-plus reception games in a single season. Andre Johnson of Houston had seven 10-plus reception games in 2008. The 10-plus receptions against the Jaguars marked the 11th time in his career that Welker had reached 10 or more receptions in a game.

PATRIOTS MOST GAMES WITH 10-PLUS CATCHES

Player	No. of 10-plus reception games for the Patriots
Wes Welker	11
Ben Coates	5
Troy Brown	5

WELKER GOES OVER 100 RECEPTIONS IN 2009

Wes Welker's 10-catch game vs. Carolina on Dec. 13, 2009 pushed him over 100 receptions for the third straight season. He joins Marvin Harrison (4), Jerry Rice (3), Herman Moore (3) and Brandon Marshall (3) as the only players to catch 100 passes in three consecutive seasons. Welker owns the Patriots three highest single-season reception totals with 123 in 2009, 112 in 2007 and 111 in 2008.

WELKER PILES UP YARDS

Wes Welker had a career-high in receiving yards with 1,348 in 2009. It is the third highest in team history. Welker has three of the top eight receiving seasons in team history with his three-straight (1,175 in 2007, 1,165 in 2008 and 1,348 in 2009).

PATRIOTS SINGLE-SEASON RECEIVING YARD LEADERS

Player	Season	Yds	Rec.	TD
Randy Moss	2007	1493	98	23
Stanley Morgan	1986	1491	84	10
Wes Welker	2009	1348	123	4
Randy Moss	2009	1264	83	13
Troy Brown	2001	1199	101	5
Wes Welker	2007	1175	112	8
Ben Coates	1994	1174	96	7
Wes Welker	2008	1165	111	3

WELKER MOVES PAST FRYAR

Wes Welker moved past Irving Fryar (363) into fifth place on New England's all-time reception list and now has 383 receptions as a member of the Patriots. Welker passed Fryar on an 8-yard reception from QB Tom Brady in the third quarter vs. Buffalo (9/26/10). RB Kevin Faulk is in fourth place with 424 receptions.

WELKER'S ROUTE TO THE NFL

Despite being named the Oklahoma football player of the year by both *USA Today* and the *Daily Oklahoman*, Wes Welker's only scholarship offer came from Texas Tech, and only after a player that committed to Texas Tech backed out.

"I was thinking I'd get a scholarship somewhere," Welker said. "When it didn't happen when it was supposed to I was pretty hurt by it."

Welker had an impressive collegiate career, accumulating 259 receptions and eight punts returned for touchdowns. He even won a national award as the best special teams player in the country. Despite those accolades, he was passed over in the 2004 NFL draft and signed with San Diego as a free agent. He made the team, then was cut after the first game. He signed with Miami soon after and was used just on special teams. He caught New England's eye with a 71-yard punt return on Monday Night Football in a game against the Patriots. He was acquired by the Patriots in a trade with Miami in 2007.



PATRIOTS NEWS & NOTES

WELKER TIES NFL RECORD FOR FEWEST INDIVIDUAL GAMES PLAYED TO REACH 100 RECEPTIONS

Welker reached 100 receptions in his 11th game of the 2009 season to tie Marvin Harrison for the fewest individual games played to reach 100 receptions in a season in NFL history. Harrison caught 100 passes in his first 11 games of the 2002 season en route to an NFL-record 143 catches. (Welker missed two games in 2009 due to injury).

DEION BRANCH RETURNS TO THE PATRIOTS

Deion Branch was acquired by the Patriots in trade with Seattle on Oct. 12, 2010. Originally a second-round pick of the Patriots in 2002, Branch was traded to Seattle in 2006. Branch returns to a team that he helped win two Super Bowls. Branch was awarded the Pete Rozelle Trophy as the Most Valuable Player of Super Bowl XXXIX. His 11 receptions in the game tied the Super Bowl record, also achieved by Jerry Rice, Dan Ross and Wes Welker. On the day of Super Bowl XXXIX, Deion called a dozen of his former football coaches to thank them for the support that they gave him throughout his high school, junior college and college careers. Hours after talking to his coaches, he tied the Super Bowl record with 11 receptions and was named MVP of the game. Branch has turned in his biggest performances on the greatest stage in sports, leading all receivers in Super Bowls XXXVIII and XXXIX. He recorded a combined 21 receptions in the two games and owns two of the top seven receiving performances in Super Bowl history. His career reception total in the Super Bowl ranks third all-time, trailing only Jerry Rice (33) and Andre Reed (27).

THREE PATRIOTS IN TOP 15 FOR ALL-PURPOSE YARDS AMONG ACTIVE PLAYERS

The Patriots have three players in the top 15 All-Purpose Yards among active NFL players.

ACTIVE LEADERS ALL-PURPOSE YARDS

PLAYER	TEAM	YARDS
1. LaDainian Tomlinson	New York Jets	17,042
2. Derrick Mason	Baltimore	16,535
3. Terrell Owens	Cincinnati	15,857
4. Randy Moss	Minnesota	15,124
5. Fred Taylor	New England	14,030
6. Steve Smith	Carolina	12,871
7. Joey Galloway	Washington	12,829
8. Kevin Faulk	New England	12,247
9. Tony Gonzalez	Atlanta	12,113
10. Hines Ward	Pittsburgh	11,937
11. Clinton Portis	Washington	11,895
12. Thomas Jones	Kansas City	11,823
13. Ricky Williams	Miami	11,610
14. Wes Welker	New England	11,393
15. Brian Westbrook	San Francisco	10,799

AARON HERNANDEZ STARTS BIG

Rookie TE Aaron Hernandez's first NFL reception was a 45-yard catch in the first quarter of the season-opener vs. Cincinnati (9/12). It is the longest reception by a Patriots rookie on his first catch since WR Tony Simmons had a 47-yard reception in his debut on Oct. 15, 1998. Hernandez had a second 40-plus catch in Week 2 at the NY Jets (9/19) with a 46-yard reception. Hernandez had 24-yard reception at San Diego (10/24) and now has had a reception of 20 or more yards in five of his six NFL games.

CRUMPLER HIGH IN AVERAGE

Among active NFL tight ends, Patriots tight end Alge Crumpler ranks second in average yards per reception.

HIGHEST AVERAGE YARDS PER RECEPTION AMONG ACTIVE TIGHT ENDS

Player	Rec.	Yds.	Avg.
Antonio Gates (SD)	514	6,763	13.2
Alge Crumpler (ATL,TEN,NE)	368	4,695	12.8
Owen Daniels (HOU)	222	2,693	12.1
Tony Gonzalez (KC, ATL)	1026	12,072	11.8
Vernon Davis (SF)	213	2,519	11.8

PATRIOTS CAPTAINS

Prior to the season the Patriots announced that QB Tom Brady and RB Kevin Faulk will serve as offensive captains and NT Vince Wilfork and LB Jerod Mayo will serve as defensive captains. During the Bye Week, veteran TE Alge Crumpler was added as a team captain. Said Crumpler on joining the list, "It was an honor. Coach announced it to the team on Wednesday. I just need to continue to do the things that I've set forth from the first day I stepped into this organization, that's help this team win. I've been through a lot of situations; I've been a captain before. I didn't expect this, but I embrace the opportunity to keep leading and keep helping this ball club win games."

FRED TAYLOR AMONG NFL'S BEST

Fred Taylor ranks 15th in NFL history for most rushing yards with career totals of 2,516 carries for 11,638 yards and 66 rushing touchdowns in 149 games. He trails only New York's LaDainian Tomlinson (12,980) among active running backs in rushing yards. Taylor ranks among the NFL's all-time best in several categories.



Rushing yards per game (78.1)	13 th
Yards from scrimmage per game (94.1)	18 th
Rushes of 10-plus yards (331)	5 th
Rushes of 50-plus yards (13)	4 th
Yards from scrimmage (14,022)	25 th
Rushing touchdowns (66)	30 th

TAYLOR HAS 49 CAREER 100-YD GAMES

Fred Taylor finished with 105 yards rushing on 21 carries in the win vs. Atlanta on Sept. 27, 2009, recording his 49th 100-yard rushing game and his first as a Patriot. Taylor's 49 100-yard rgames rank 9th in NFL history and first among active players.

MOST 100-YARD RUSHING GAMES/CAREER

1. Emmitt Smith	6. Jim Brown	58
2. Walter Payton	7. Edgerrin James	57
3. Barry Sanders	8. Curtis Martin	57
4. Eric Dickerson	9. Fred Taylor	49
5. Jerome Bettis	10. Franco Harris	47
	LaDainian Tomlinson	47

DIVISION DOMINANCE

The New England Patriots own a 45-14 (.763) record in regular season AFC East games since the beginning of the 2001 season, compiling the best intra-division record of any team in the NFL over the last nine seasons.

NFL'S TOP DIVISIONAL RECORDS SINCE 2001

Team	W	L	T	Pct.
New England Patriots	45	14	0	.763
Indianapolis Colts	41	17	0	.707
Pittsburgh Steelers	42	18	0	.700
Green Bay Packers	40	19	0	.678

AFC EAST DIVISIONAL RECORDS SINCE 2001

Team	W	L	T	Pct.	Div. Titles	Years
New England	45	14	0	.763	7	2001, 03-07, 09
New York Jets	30	29	0	.500	1	2002
Miami	25	33	0	.431	1	2008
Buffalo	19	40	0	.328	0	---

NOTES: The Indianapolis Colts were members of the AFC East in 2001 and compiled a 3-5 divisional record that season. In 2002, the Patriots and Jets both finished with a 9-7 overall record and a 4-2 divisional record, but the Jets claimed the division title by virtue of having a better record against common opponents. In 2008, the Patriots and Dolphins both finished with an 11-5 overall record and a 4-2 divisional record.

PATRIOTS ON THE POINT

The Patriots are averaging 29.5 points per game in 2010 and are on pace to finish the season with 472 points, which would be second in team history to the NFL record 589 points the Patriots scored in 2007.

MOST POINTS SCORED IN A SEASON BY THE PATRIOTS

589 in 2007
441 in 1980
437 in 2004



PATRIOTS NEWS & NOTES

NFL'S BEST ROAD WARRIORS THIS DECADE

Since the start of the 2000 season, the Patriots have the third best road record at 53-30, behind only Indianapolis (57-27) and Philadelphia (54-29-1).

TEAM	RECORD	TEAM	RECORD
Indianapolis	57-27	NY Giants	50-41
Philadelphia	54-29-1	Pittsburgh	49-34
New England	53-30		

MAYO ON HIGH TACKLE PACE

LB Jerod Mayo has 77 total tackles in 2010 and is on pace for a career-high 205 total tackles. That number will be the highest since LB Steve Nelson had 207 tackles in 1984. Mayo had 139 tackles as a rookie in 2008 and 114 in 2009. If he reaches 100 tackles in 2010, he will be the first Patriots player to have three consecutive 100-tackle seasons since Lawyer Milloy registered five straight 100 tackle seasons from 1997 through 2001. Mayo has four games in 2010 with 10-plus tackles with 11 vs. Cincinnati (9/12), 17 at Miami (10/4), 19 vs. Baltimore (10/17) and 11 at San Diego (10/24).

EVEN STEPHEN

Since joining the Patriots as a fourth-round draft choice in 2006, Stephen Gostkowski has connected on 84.3 percent of his regular-season field goal attempts (113-for-134), achieving the best field goal percentage in Patriots history.

PATRIOTS ALL-TIME LEADERS / FIELD GOAL PCT.

(Minimum 50 Attempts)

Player	Years	FGM	FGA	Pct.
Stephen Gostkowski	2006-10	113	134	.843
Adam Vinatieri	1996-05	263	321	.819

GOSTKOWSKI 6TH BEST EVER IN FIELD GOAL PCT.

Stephen Gostkowski's 84.3 field goal percentage is sixth-best among NFL kickers all-time.

Player	Years	FGM	FGA	Pct.
Nate Kaeding	2004-10	157	181	86.7
Mike Vanderjagt	1998-06	230	266	86.5
Robbie Gould	2005-10	146	170	85.9
Rob Bironas	2005-10	150	176	85.2
Shayne Graham	2001-10	196	230	85.2
Stephen Gostkowski	2006-10	113	134	84.3
Matt Stover	1991-2009	471	563	83.7

SERIES SUCCESS

The Patriots extended their win streak to 14 games over Buffalo with a 38-30 win on Sept. 26, 2010. The 14-game win streak over a single opponent is tied for the third longest streak in NFL history.

PATRIOTS LONGEST SERIES WINNING STREAKS

Win Strk	Date Opponent	Date Begun	Ended
14	Buffalo Bills	12/27/03	Active
11	Buffalo Bills	01/02/83	12/20/87
10	San Diego Chargers	12/02/73	10/14/01
7	New York Jets	09/21/03	11/12/06
7	Indianapolis Colts	10/20/96	12/12/99

LONGEST CURRENT NFL SERIES WINNING STREAKS

Team	Opponent	Win Streak	Last Loss
New England	Buffalo	14	09/07/03
Green Bay	Detroit	10	09/11/05
Denver	Cleveland	9	10/08/90
Buffalo	Cincinnati	9	01/08/89

LONGEST NFL SERIES WINNING STREAKS

Team	Opponent	Win Streak
Miami	Buffalo	20 (1970-79)
San Francisco	Rams	17 (1990-98)
New England	Buffalo	14 (2003-current)
Miami	Colts	14 (1980-87)
San Diego	Oakland	13 (2003-10)
Dallas	Cardinals	13 (1990-96)

BRANDON TATE HAS TWO KICKOFFS RETURNED FOR TOUCHDOWNS IN 2010

Brandon Tate has blossomed into a dual threat in both the return game and the receiving game this year. He has returned two kickoffs for touchdowns to provide the Patriots a spark on special teams, after returning the second half kickoff vs. Cincinnati 97 yards for a touchdown and the second half kickoff at Miami 103 yards for a touchdown. He is the first Patriots player to return two kicks for a touchdown in a season since Kevin Faulk returned two for a touchdown in 2002. The Patriots record for most kickoff returns for a touchdown in a season is three by Raymond Clayborn in 1977. His prowess for returns carries over from his collegiate days where he holds numerous NCAA and ACC career records including the NCAA career record for combined kick and punt return yards with 3,523. A native of North Carolina, Tate was a four-year return man for the Tar Heels. Tate suffered a knee injury against Notre Dame as a senior and missed the final seven games of the season. Tate joined the Patriots in the third round of the 2009 draft, but his rookie year was derailed by injury as he was placed on injured reserve on Nov. 14 after seeing action in only two games.

WOODHEAD GOES FROM DIVISION II TO THE NFL

Danny Woodhead was a standout at Division II Chadron State in Nebraska. He averaged 178.9 yards per game and totaled 101 rushing touchdowns during his collegiate career. Woodhead's outstanding junior and senior seasons earned him two Harlon Hill Trophies, the Division II equivalent to the Heisman Trophy. He is one of just three players to ever win two or more Harlon Hill Trophies, joining Texas A&M University-Kingsville running back Johnny Bailey, who won it three times (1987-89) before playing six seasons in the NFL for the Bears, Cardinals, and Rams. Valdosta State University's Dusty Bonner was the only other player to win the Harlon Hill Trophy multiple times (2000 and 2001). Cincinnati Bengals running back Bernard Scott (2008—Abilene Christian) joins Woodhead as active NFL running backs who have won the award. In his first game with the Patriots, Woodhead scored on a 22-yard run in the win vs. Buffalo (9/26).

EDELMAN GOES FROM STANDOUT QB TO WR

Julian Edelman began his college football career with a year at the College of San Mateo (Ca.) before transferring to Kent State where as a senior he completed 56% of his passes (153 of 275 passes for 1,820 yards) with 13 touchdowns. He was also the leading rusher, gaining 1,551 yards on 215 attempts (an average of 7.5 yards per carry) and scoring 13 touchdowns. His offensive numbers broke Kent State's single-season record for total offense set by Joshua Cribbs in 2003.

WILFORK WEARS HIS HEART ON HIS NECK

Vince Wilfork wears No. 75 over his shoulder pads. Underneath hangs a gold chain locket for those who were number one in his heart: his parents. In 2002, parents David and Barbara Wilfork both passed away within five months of each other, leaving the then University of Miami star without his greatest support system. Wilfork, who lost his father to diabetes, has raised hundreds of thousands of dollars for diabetes-related causes. His annual draft day fundraiser, a bowling event he has held for seven years, is one of the signature fundraising events held by a pro athlete in New England. For his charity work, Wilfork was awarded the 2010 New England Patriots Ron Burton Community Service Award. While he will always cherish his National Championship and Super Bowl rings, his constant reminder lies closest to his heart, a picture of his late parents at their high school prom. "I carry them with me wherever I go", Wilfork said of his parents' keepsake. "My parents pushed me to be the best I could be. The things I do and my wife does, we do out of the kindness of our heart, and we do it for the community. I never look for anything in return. My teammates are my second family. My kids, my wife, the New England Patriots – that's all I have."



PATRIOTS News & Notes

ZOLTAN MESKO: COMING TO AMERICA

Rookie P Zoltan Mesko was born in Timisoara, Romania, on the Romania-Hungary border. On Many occasions in 1989, during the communist revolutions, his family was forced to take cover by diving on the floor to avoid gun shots from the armies. Even after the fall of the Berlin Wall, his family lived in poverty. His family was finally able to escape Romania when his father won a United States Permanent Resident Card (green card) in the Diversity Immigrant Visa Lottery in 1997 when Mesko was 11.

MESKO DISCOVERS FOOTBALL

An avid soccer player from his days in Romania, Mesko had a strong leg. It was only when he came to America that he discovered his leg could take him places. In eighth grade, Mesko was playing kickball in the gym when he kicked the ball so high that he broke a light fixture. He was given a choice: pay for the light fixture or play football. With his family still struggling with money and football being a more popular sport than soccer at his school, the choice was an obvious one—Mesko decided to play football. His leg would land him numerous Division I Scholarships and admission offers from Ivy League schools. From these, Mesko chose to play football at Michigan.

DOUBLE TROUBLE: CB DEVIN MCCOURTY

After being selected by the Patriots in the first round of the 2010 NFL Draft, CB Devin McCourty became part of a select group in league history. McCourty's identical twin brother, Jason, is a cornerback with Tennessee, selected in the sixth round of the 2009 NFL Draft. The two are the 11th set of twins to play in the NFL. Devin and Jason were cornerbacks in the Rutgers secondary from 2005-08. Devin redshirted for the 2005 season and therefore was a year behind his brother in eligibility. McCourty is the second twin to suit up for the Patriots, after CB Kato Serwanga was a member of the team from 1998-2000. His twin brother Wasswa played for San Francisco and Minnesota from 1999-2001. According to McCourty's mother, the two can only be told apart by tiny scars on their faces left by chickenpox. s to instill the values of responsibility and hard work to youths.

ALL IN THE FAMILY: TE ROB GRONKOWSKI

Rookie TE Rob Gronkowski grew up playing football against his brothers in the backyard. Now, he has a chance to play against them in the NFL. Dan Gronkowski, the oldest of the bunch, is currently in his second season as a TE for the Denver Broncos, while 23-year old Chris is currently a rookie with the Dallas Cowboys as a fullback. The Gronkowski's are among 22 different sets of brothers currently in the NFL, yet they are the only family that can claim to have three siblings in the league. According to the pro Football Hall of Fame, the Gronkowski brothers join nine other families to have at least three brothers playing at the same time.

Family	Brothers	Yr. in NFL at Same Time
Gronkowski	Rob, Dan, Chris	2010
Baldinger	Brian, Gary, Rich	1986-88, 90-92
Browner	Joey, Keith, Ross	1984-87
Olsen	Merlin, Phil, Orrin	1976
Saul	Rich, Bill, Ron	1970
Richardson	Gloster, Tom, Willie	1969
Rooney	Bill, Cobb, Joe	1924-27
Kinderdine	Hobby, Shine, Walt	1924
Nesser	Al, Frank, Fred, John, Phil, Ted	1921

MATT LIGHT AND THE LIGHT FOUNDATION

T Matt Light and the Light Foundation took aim at another successful year for the organization when they hosted the 2010 Matt Light Celebrity Shoot-Out on Tuesday, September 14 at Addieville East Farm in Mapleville, Rhode Island. The event allows for participants to test their clay shooting skills against a host of celebrities, including members of the New England Patriots as well as stars from TV and movies. The Light Foundation was established in 2001 and strives to instill the values of responsibility and hard work to youths.

READ BETWEEN THE LINES

The Patriots teamed up with Ahern Middle School in Foxborough on June 9 to introduce "Read Between the Lines," a new program featuring Patriots offensive and defensive linemen to promote the school's "Summer Reading Blitz." Every student in attendance received a "Read Between the Lines" playbook and was encouraged to set their personal reading goals of at least two books this past summer. If the 923 students collectively read more than 2010 books over the summer, a Patriots lineman promised to return for another assembly to reward the students. On Sept. 28, Stephen Neal returned to the school to reward the students who accomplished their summer reading goals. One student received a "game ball" for her efforts after reading 70 books.



LIKE FATHER LIKE SON

WR Matthew Slater spent his college days at UCLA. The third-year promising young talent was born in 1985, when another Slater in The City of Angels was named to his second of seven Pro Bowls. Matthew's father, Jackie Slater, a Hall of Fame offensive tackle, spent his entire career with the Rams organization in LA. Matthew Slater, drafted in 2008, is one of six sons of Hall of Fame members to be drafted in NFL history.

HALL OF FAME FATHERS WITH SONS DRAFTED IN THE NFL

Jackie Slater (class of 2001) – son, Matthew Slater (NE)
 Howie Long (class of 2000) – son, Chris Long (STL)
 Bobby Bell (class of 1983) – son, Bobby Bell (NYJ)
 Tony Dorsett (class of 1994) – son, Anthony Dorsett (HOU)
 Bob Griese (class of 1990) – son, Brian Griese (DEN)
 Kellen Winslow (class of 1995) – son, Kellen Winslow (CLE)

GREETINGS FROM KAARST, GERMANY: SEBASTIAN VOLLMER MAKES HIS MARK

A native of Kaarst, Germany, Vollmer did not begin playing football until the age of 14 when he started playing for the Dusseldorf club team. Vollmer helped lead his German prep school team to two national football championships. His early football success landed him an appearance in the 2004 Global Junior Championships in San Diego, which led him to a scholarship at Houston. He spoke almost no English when he signed with Houston, but he became fluent in the language as he developed from a 250-pound tight end into a 315-pound lineman who started his final 25 games at tackle for the Cougars. Vollmer's collegiate career created interest from the NFL where the Patriots drafted him in the second round of the 2009 draft. Earned the nickname, Seabass, during his playing days at Houston. The nickname has carried over to the NFL.

PATRICK CHUNG'S JOURNEY TO THE NFL

Long before S Patrick Chung picked up flag football as a teen, his mother, Jamaican recording artist Sophia George, had preached about being a tough man in a song. Her hit single, "Girlie Girlie" – a traditional reggae song about poking fun at a boy who was not man enough – topped the charts in 1985. Chung is aware that among his talents he was born with, speed and agility, singing is not one of them. Chung, who possesses a great sense of pride in his unique heritage – his mother is Jamaican and his father is half Jamaican and half Chinese, was born in Jamaica and moved to California at age 12 where he started to play football as a freshman in high school. Chung went on to star at Oregon, where he holds the distinction of starting more games than any other defensive player in school history with 51 starts. He original entered the draft as junior but ultimately decided to return for his senior season. Pinned to the back of his locker is a reminder of the support he has gotten to this stage, a Jamaican flag that indicates his family's importance to him.



THE TEAM OF THE DECADE

When Robert Kraft purchased the New England Patriots in 1994, few would have thought that just 16 years later the franchise would be the undisputed team of the decade in the first decade of the new millennium. Kraft brought a winning vision to the organization and dedicated his resources to building a consistent winner. On Jan. 27, 2000, Kraft hired Bill Belichick to coach the team, and three months later the team drafted then-unheralded quarterback Tom Brady, putting the final pieces in place for the Patriots to become the most successful NFL team of the 2000s.

THE PATRIOTS' UNMATCHED NFL SUCCESS FROM 2000-2009

Super Bowl Titles

New England	3
Pittsburgh.....	2
Baltimore.....	1
Indianapolis.....	1
New Orleans.....	1
N.Y. Giants	1
Tampa Bay	1

Conference Titles

New England	4
Indianapolis.....	2
N.Y. Giants	2
Pittsburgh.....	2
10 Teams	1

Division Titles

New England	7
Indianapolis.....	6
Philadelphia.....	5
Pittsburgh.....	5
San Diego.....	5

Note: The Patriots also finished tied for the division lead twice during the 2000s but lost the division title on tiebreakers in 2002 and 2008.

Playoff Wins

New England	14
Philadelphia.....	10
Pittsburgh.....	10
Indianapolis.....	9
Baltimore.....	8

Playoff Winning Percentage

Team	W	L	Pct.
New England	14	4	.777
New Orleans	5	2	.714
Pittsburgh	10	4	.714
Arizona	4	2	.667
Carolina	5	3	.625
Baltimore	8	5	.615

Playoff Games Played

New England	18
Philadelphia.....	18
Indianapolis.....	17
Pittsburgh.....	14
Baltimore.....	13
N.Y. Giants	11

Overall Wins

(Includes Regular Season and Playoffs)

New England	126
Indianapolis.....	124
Pittsburgh.....	113
Philadelphia.....	113
Baltimore.....	100

Overall Winning Percentage

(Includes Regular Season and Playoffs)

Team	W	L	T	Pct.
New England	126	52	0	.708
Indianapolis	124	53	0	.701
Pittsburgh	113	60	1	.652
Philadelphia	113	64	1	.638
Green Bay	98	71	0	.580

Most Victories in a Season (Inc. Playoffs), 2000-09

Team	Year	W
New England	2007	18
New England	2003	17
New England	2004	17
Baltimore	2000	16
St. Louis	2001	16
Pittsburgh	2004	16
Indianapolis	2006	16
Indianapolis	2009	16
New Orleans	2009	16

Most Victories in a Single Regular Season, 2000-09

Team	Year	W
New England	2007	16
Pittsburgh	2004	15
New England	2003	14
New England	2004	14
Indianapolis	2005	14
Indianapolis	2009	14
St. Louis	2001	14

Playoff Games Hosted

New England	9
Philadelphia.....	9
Pittsburgh.....	8
Indianapolis.....	8

Major Sports League Titles, 2000-09

Los Angeles Lakers	NBA	4
New England Patriots	NFL	3
San Antonio Spurs	NBA	3
Boston Red Sox	MLB	2
Detroit Red Wings	NHL	2
Houston Dynamo	MLS	2
Los Angeles Galaxy	MLS	2
New Jersey Devils	NHL	2
New York Yankees	MLB	2
Pittsburgh Steelers	NFL	2
San Jose Earthquakes	MLS	2

Major Sports Conference Titles, 2000-09


Los Angeles Lakers	NBA	6
New England Patriots	NFL	4
New England Revolution	MLS	4
Los Angeles Galaxy	MLS	4
New York Yankees	MLB	4
Detroit Red Wings	NHL	3
New Jersey Devils	NHL	3
San Antonio Spurs	NBA	3

Seasons of NFL Playoff Advancement

Philadelphia	7
New England	6
Pittsburgh.....	5
Baltimore.....	4
Indianapolis.....	4
Green Bay	3
Oakland.....	3
Seattle	3
New Orleans	3



PATRIOTS HOME DOMINANCE



Since the Patriots moved to Gillette Stadium in 2002, they have celebrated more regular season and postseason wins than any other team in the NFL. The Patriots have the highest point differential at home in that time and are among the top three offensive and defensive leaders at home. The Patriots home dominance is especially strong against NFC teams.

REGULAR SEASON HOME RECORD SINCE 2002

Rank	Team	W	L	T	Pct.
1	New England	55	12	0	0.821
2	Indianapolis	53	13	0	0.803
3	Baltimore	49	18	0	0.731
4	Pittsburgh	48	18	1	0.724
5	San Diego	46	21	0	0.687

HOME PLAYOFF RECORD SINCE 2002 (MIN. 5 GAMES)

Rank	Team	W	L	Pct
1	New England	7	1	0.875
2	Seattle	4	1	0.800
3	Philadelphia	5	2	0.714
4	Indianapolis	6	3	0.667
5	Pittsburgh	4	2	0.667

HOME RECORD SINCE 2002 (INCLUDING PLAYOFFS)

Rank	Team	W	L	T	Pct.
1	New England	62	13	0	0.827
2	Indianapolis	59	15	0	0.797
3	Pittsburgh	52	20	1	0.722
4	Baltimore	49	20	0	0.710
5	Seattle	49	23	0	0.681

HOME RECORD VS. NFC SINCE 2002

Rank	Team	W	L	T	Pct.
1	New England	15	1	0	0.938
2	Pittsburgh	14	2	1	0.853
3	Jacksonville	14	3	0	0.824
4	Indianapolis	14	3	0	0.824
5	Baltimore	13	3	0	0.813

HOME RECORD VS DIVISIONAL OPPONENTS SINCE 2002

Rank	Team	W	L	T	Pct.
1	Indianapolis	20	4	0	0.833
2	New England	20	5	0	0.800
3	Minnesota	20	5	0	0.800
4	San Diego	18	6	0	0.750
5	Pittsburgh	19	7	0	0.731
5	Seattle	19	7	0	0.731
5	Green Bay	19	7	0	0.731

POINT DIFFERENTIAL AT HOME SINCE 2002

Rank	Team	Point Differential
1	New England	644
2	Indianapolis	608
3	Baltimore	564
4	San Diego	502
5	Pittsburgh	459

POINTS ALLOWED PER GAME AT HOME SINCE 2002

Rank	Team	Points Allowed
1	Baltimore	15.9
2	New England	16.3
3	Pittsburgh	17.8
4	Indianapolis	17.9
5	Seattle	18.1

POINTS SCORED PER GAME AT HOME SINCE 2002

Rank	Team	Points Scored
1	San Diego	27.9
2	Indianapolis	27.1
4	Kansas City	26.2
3	New England	25.9
5	Green Bay	25.0



PATRIOTS FOOTBALL NETWORK

The **Patriots Football Network** (PFN) is the full portfolio of media offerings from the three-time Super Bowl Champion New England Patriots. PFN provides Patriots content produced both in-house and with media partners spanning print, television, radio and the Internet.

PATRIOTS ALL ACCESS

T Emmy-Award winning Patriots All Access airs weekly throughout the season on WBZ, Channel 4 in Boston and regional affiliates. Patriots All Access features exclusive, behind-the-scenes access and in-depth weekly features on Patriots players and personnel. Hosted by WBZ's Steve Burton, the show features weekly sit-downs with Coach Bill Belichick, including the popular "Belestrator" segment where the coach breaks down upcoming opponents. Fridays at 7:00 p.m. and Sundays at 9:00 a.m. on **TV 38 in Boston; WNAC-TV in Providence**; Saturdays at 12:05 a.m. on **WMUR-TV in Manchester, N.H.** Saturdays at 5:00 a.m. on **WMTW-TV in Portland, Maine**; Saturdays at 5:00 p.m. on **WCTX-TV in Hartford, Conn.** Saturdays at 7:00 p.m. on **WFXQ-TV in Springfield, Mass.**; Sundays at 11:00 a.m. on **WVII-TV in Bangor, Maine**



TOTALLY PATRIOTS



Totally Patriots is a unique, one of a kind Patriots show aimed for the next generation of Patriots fans. This weekly, youth oriented football show allows school aged fans unprecedented access to their favorite players, enabling them to ask questions in a relaxed, informal setting.

PATRIOTS TODAY AND PATRIOTS THIS WEEK

PATRIOTS TODAY: Available daily at Patriots.com and on Verizon Fios on Demand, as well as on Verizon wireless' VCAST.

PATRIOTS THIS WEEK: Saturdays 9:30 p.m. on Comcast Sports Net.

Patriots Today gives fans a daily, in-depth look at the club that is unmatched by any other outlet. The show is hosted by Lyndsay Petruncy with daily reports from Brian Lowe and twice-weekly analysis from PFW's Paul Perillo. This daily Webcast is dedicated exclusively to the Patriots and provides daily features, reports and commentary that will satisfy every fan's daily Patriots fix. Every Saturday (TBA) on Comcast Sports Net, Lyndsay Petruncy will bring you *Patriots This Week*, providing a thorough recap of each week's developments.

PATRIOTS.COM NEWS

Patriots.com features daily updates and exclusive content from the writers of *Patriots Football Weekly*, offering everything from breaking news to player features and the popular "Ask PFW" postings.

VIDEO

The first professional sports team website to offer streaming video provides Patriots fans with a variety of exclusive video content. Visitors can choose their channel and watch exclusive video from news to cheerleaders. Patriots.com also features video of every Patriots press conference, including postgame press conferences and Coach Belichick's weekday media updates.

AUDIO

Patriots Web Radio programming is available exclusively on Patriots.com beginning at noon each day, Monday through Friday. Kicking off the programming lineup is PFW In Progress, a daily online program that features candid commentary from the writers of *Patriots Football Weekly*. Following PFW In Progress is Patriots Playbook, hosted by John Rooke, featuring items from around the NFL. Stay tuned for the debut of new shows during the 2009 season. Patriots.com also offers streaming audio of every Patriots press conference, as well as archives of Patriots.com radio shows. Patriots.com provides podcasts of Patriots.com radio offerings as well as exclusive content.

PATRIOTS MONDAY ON WEEI

WEEI Sports Radio broadcasts Patriots Monday each week, offering fans unique insight and analysis from Coach Belichick and Tom Brady in addition to other Patriots players. WEEI will broadcast Patriots Monday live from Gillette Stadium each Monday, kicking off with Dennis & Callahan at 6:00 a.m.

PATRIOTS FRIDAY ON WEEI

WEEI Sports Radio broadcasts Patriots Friday each week, offering fans a look ahead at the weekend's game, match ups and rivalries. Various Patriots players will be featured on air. WEEI will broadcast Patriots Fridays each week throughout the season, kicking off with Dennis & Callahan at 6:00 a.m., followed by Dale & Holley at 10:00 a.m. and The Big Show with Glenn Ordway from 2:00 to 6:00 p.m.

98.5 THE SPORTS HUB PATRIOTS RADIO NETWORK

A new era in Patriots Radio history began last season, with the move of the game broadcasts to 98.5 FM, Boston's Sports Hub. The transition to Boston's new all-sports radio station insures that Patriots fans will continue to hear every kick, block and tackle in stereo, and without static, in crystal-clear FM quality. Fans all over New England will be able to listen in to any of 36 stations on the Safety Insurance 98.5 The Sports Hub Patriots Radio Network, starting with Patriots Preview three hours before kickoff, and capped off with Patriots Postgame for three hours after the final gun.



FLAGSHIP STATION 98.5 FM Boston's Sports Hub

MASSACHUSETTS

WAQY	Springfield	102.1 FM
WBEC	Pittsfield	1420 AM
WPKZ	Fitchburg	1280 AM
WNAW	N. Adams	1230 AM
WBSM	New Bedford	1420 AM
WPVQ	Greenfield	95.3 FM
WSAR	Fall River	1480 AM
WWFX	Worcester	100.1 FM
WXTK	Hyannis	95.1 FM

NEW HAMPSHIRE

WTPL	Concord	107.7 FM
WSAK	Hampton	102.1 FM
WHQ	Laconia	104.9 FM
WKNE	Keene	99.1 FM
WSHK	Portsmouth	105.3 FM
WGHM	Nashua	1590 AM
WPKQ	N. Conway	103.7 FM
WGAM	Manchester	1250 AM

RHODE ISLAND

WPRO	Providence	630 AM
WEAN	Providence	99.7 FM

VERMONT

WBTN	Bennington	1370 AM
WORK	Barre	107.1 FM
WKVT	Brattleboro	92.7 FM
WEAV	Burlington	960 AM
WEXP	Rutland	101.5 FM
WMOO	Derby Center	92.1 FM
WSTJ	St Johnsbury	1340 AM
WMXR	Woodstock	93.9 FM

MAINE

WEBB	Augusta	98.5 FM
WWMJ	Bangor	95.7 FM
WBLM	Portland	102.9 FM
WEGP	Presque Isle	1390 AM

CONNECTICUT

WCCC	Hartford	106.9 FM
WLML	New London	104.7 FM
WINY	Putnam	1350 AM
WGCH	Greenwich	1490 AM



2010 OFFENSIVE STATISTICS

WON 5, LOST 1

09/12 W 38-24	Cincinnati	68,756
09/19 L 14-28	at New York Jets	78,535
09/26 W 38-30	Buffalo	68,756
10/04 W 41-14	at Miami	69,090
10/17 W 23-20 OT	Baltimore	68,756
10/24 W 23-20	at San Diego	68,836
10/31	Minnesota	
11/07	at Cleveland	
11/14	at Pittsburgh	
11/21	Indianapolis	
11/25	at Detroit	
12/06	New York Jets	
12/12	at Chicago	
12/19	Green Bay	
12/26	at Buffalo	
01/02	Miami	

	N.E.	Opp.
TOTAL FIRST DOWNS	122	135
Rushing	45	33
Passing	66	93
Penalty	11	9
3rd Down: Made/Att	33/73	41/84
3rd Down Pct.	45.2	48.8
4th Down: Made/Att	3/6	5/6
4th Down Pct.	50.0	83.3
POSSESSION AVG.	27:59	32:01
TOTAL NET YARDS	1950	2278
Avg. Per Game	325.0	379.7
Total Plays	371	404
Avg. Per Play	5.3	5.6
NET YARDS RUSHING	667	586
Avg. Per Game	111.2	97.7
Total Rushes	161	155
NET YARDS PASSING	1283	1692
Avg. Per Game	213.8	282.0
Sacked/Yards Lost	12/79	12/61
Gross Yards	1362	1753
Att./Completions	198/131	237/166
Completion Pct.	66.2	70.0
Had Intercepted	4	8
PUNTS/AVERAGE	20/43.0	21/43.0
NET PUNTING AVG.	20/40.3	21/35.9
PENALTIES/YARDS	35/304	34/284
FUMBLES/BALL LOST	3/2	8/4
TOUCHDOWNS	21	15
Rushing	5	2
Passing	11	12
Returns	5	1

* SCORE BY PERIODS	Q1	Q2	Q3	Q4	OT	PTS
TEAM	31	50	52	41	3	177
OPPONENTS	16	33	46	41	0	136

* SCORING	TD	Ru	Pa	Rt	K-PAT	FG	S	PTS
Gostkowski	0	0	0	0	21/21	10/13	0	51
Green-Ellis	4	4	0	0			0	24
Gronkowski	3	0	3	0			0	18
Moss TM	3	0	3	0			0	18
Welker	3	0	3	0			0	18
Branch LG	2	0	2	0			0	12
Branch TM	1	0	1	0			0	6
Tate	2	0	0	2			0	12
Woodhead LG	2	1	1	0			0	12
Woodhead TM	2	1	1	0			0	12
Arrington	1	0	0	1			0	6
Chung	1	0	0	1			0	6
Guyton	1	0	0	1			0	6
TEAM	21	5	11	5	21/21	10/13	0	177
OPPONENTS	15	2	12	1	14/14	10/13	0	136

2-Pt Conv: TM 0-0, OPP 1-1
 SACKS: Wright 3, Deaderick 2, G. Warren 2,
 Banta-Cain 1.5, Cunningham 1, Mayo 1,
 Ninkovich 1, Pryor 0.5, TM 12, OPP 12
 FUM/LOST: Brady 1/1, Branch(LG) 1/1,
 Tate 1/1, Welker 1/0

* PASSING	Att	Cmp	Yds	Cmp%	Yds/Att	TD	TD%	Int	Int%	Long	Sack/Lost	Rating
Brady	198	131	1362	66.2	6.88	11	5.6	4	2.0	46	12/ 79	96.0
TEAM	198	131	1362	66.2	6.88	11	5.6	4	2.0	46	12/ 79	96.0
OPPONENTS	237	166	1753	70.0	7.40	12	5.1	8	3.4	51	12/ 61	94.1

* RUSHING	No.	Yds	Avg	Long	TD
Green-Ellis	68	259	3.8	22	4
Woodhead LG	30	165	5.5	22t	1
Woodhead TM	30	165	5.5	22t	1
F. Taylor	25	98	3.9	24	0
Faulk	8	45	5.6	11	0
Hernandez	2	31	15.5	18	0
Morris	11	29	2.6	9	0
Tate	2	27	13.5	22	0
Brady	13	14	1.1	9	0
Edelman	1	1	1.0	1	0
Hoyer	1	-2	-2.0	-2	0
TEAM	161	667	4.1	24	5
OPPONENTS	155	586	3.8	31	2

* RECEIVING	No.	Yds	Avg	Long	TD
Welker	37	295	8.0	27	3
Hernandez	27	355	13.1	46	0
Branch LG	26	249	9.6	41	2
Branch TM	13	137	10.5	23	1
Tate	12	138	11.5	29	0
Moss TM	9	139	15.4	35t	3
Gronkowski	9	96	10.7	24	3
Woodhead LG	9	91	10.1	19	1
Woodhead TM	9	91	10.1	19	1
Faulk	6	62	10.3	21	0
Edelman	4	14	3.5	6	0
F. Taylor	2	6	3.0	7	0
Morris	1	19	19.0	19	0
Green-Ellis	1	6	6.0	6	0
Crumpler	1	4	4.0	4	0
TEAM	131	1362	10.4	46	11
OPPONENTS	166	1753	10.6	51	12

* INTERCEPTIONS	No.	Yds	Avg	Long	TD
Chung	2	77	38.5	51t	1
Ninkovich	2	1	0.5	1	0
Guyton	1	59	59.0	59t	1
McCourty	1	0	0.0	0	0
Meriweather	1	0	0.0	0	0
Page	1	0	0.0	0	0
TEAM	8	137	17.1	59t	2
OPPONENTS	4	12	3.0	12	0

* PUNTING	No.	Yds	Avg	Net	TB	In	Lg	B
Mesko	20	860	43.0	40.3	0	6	65	0
TEAM	20	860	43.0	40.3	0	6	65	0
OPPONENTS	21	904	43.0	35.9	2	8	59	1

* PUNT RETURNS	Ret	FC	Yds	Avg	Long	TD
Edelman	6	0	79	13.2	34	0
Welker	4	2	27	6.8	22	0
Tate	1	0	4	4.0	4	0
Faulk	0	1	0	---	---	0
TEAM	11	3	110	10.0	34	0
OPPONENTS	9	5	54	6.0	13	0

* KICKOFF RETURNS	No.	Yds	Avg	Long	TD
Tate	21	665	31.7	103t	2
Fletcher	1	0	0.0	0	0
Green-Ellis	1	0	0.0	0	0
TEAM	23	665	28.9	103t	2
OPPONENTS	21	535	25.5	95t	1

* FIELD GOALS	1-19	20-29	30-39	40-49	50+
Gostkowski	0/ 0	2/ 2	6/ 7	2/ 3	0/1
TEAM	0/ 0	2/ 2	6/ 7	2/ 3	0/1
OPPONENTS	0/ 0	3/ 3	5/ 5	1/ 1	1/4
Gostkowski:	(32G, 47N, 56N) (37N) (43G) (23G, 30G)				
	(38G, 24G, 35G) (40G, 35G, 35G)				
OPP:	(54G) (49G, 36G) (39G, 39G, 34G, 51N) (53B) (26G, 25G) (32G, 28G, 50N)				



2010 DEFENSIVE STATISTICS

Tackle Statistics based on Coaches Film Review

PLAYER	TACKLES			SACKS			INTERCEPTIONS				FUMBLES				SP. TEAMS				
Name	TT	UT	A	S/	Yds	QH	Int/	Yds	TD	PD	FF	FR/	Yds	TD	TT	UT	A	FF	FR
Jerod Mayo	77	51	26	1.0	7.0	1	0	0	0	1	0	1	0	0	1	0	1	0	0
Patrick Chung	45	32	13	0.0	0.0	0	2	77	1	2	0	0	0	0	2	1	1	0	0
Brandon Spikes	36	21	15	0.0	0.0	0	0	0	0	1	0	0	0	0	2	2	0	0	0
Devin McCourty	29	23	6	0.0	0.0	0	1	0	0	4	0	0	0	0	3	3	0	0	0
Rob Ninkovich	26	17	9	1.0	7.0	4	2	1	0	2	0	2	63	0	3	1	2	0	0
Kyle Arrington	26	20	6	0.0	0.0	0	0	0	0	1	0	0	0	0	5	5	0	0	0
Vince Wilfork	24	13	11	0.0	0.0	1	0	0	0	1	0	0	0	0	0	0	0	0	0
James Sanders	22	16	6	0.0	0.0	0	0	0	0	1	1	1	0	0	2	1	1	0	0
Brandon Meriweather	20	13	7	0.0	0.0	0	1	0	0	1	0	0	0	0	1	1	0	0	0
Gary Guyton	20	16	4	0.0	0.0	1	1	59	1	1	0	0	0	0	2	1	1	0	0
Jonathan Wilhite	18	15	3	0.0	0.0	0	0	0	0	1	0	0	0	0	0	0	0	0	0
Jermaine Cunningham	18	8	10	1.0	4.0	1	0	0	0	1	1	0	0	0	0	0	0	0	0
Darius Butler	17	15	2	0.0	0.0	0	0	0	0	2	0	0	0	0	0	0	0	0	0
Tully Banta-Cain	17	11	6	1.5	6.0	3	0	0	0	0	0	0	0	0	0	0	0	0	0
Gerard Warren	12	6	6	2.0	16.0	2	0	0	0	0	0	0	0	0	0	0	0	0	0
Brandon Deaderick	9	7	2	2.0	6.0	1	0	0	0	0	0	0	0	0	0	0	0	0	0
Ron Brace	8	6	2	0.0	0.0	0	0	0	0	0	0	0	0	0	0	0	0	0	0
Mike Wright	8	6	2	3.0	13.0	5	0	0	0	1	0	0	0	0	0	0	0	0	0
Myron Pryor	8	6	2	0.5	2.0	1	0	0	0	0	0	0	0	0	0	0	0	0	0
Sergio Brown	5	5	0	0.0	0.0	0	0	0	0	0	0	0	0	0	0	0	0	0	0
Dane Fletcher	4	3	1	0.0	0.0	0	0	0	0	0	1	0	0	0	1	1	0	0	0
Marques Murrell	1	1	0	0.0	0.0	0	0	0	0	0	0	0	0	0	0	0	0	0	0
Jarrad Page	1	1	0	0.0	0.0	0	1	0	0	1	0	0	0	0	2	1	1	0	0
BenJarvus Green-Ellis	0	0	0	0.0	0.0	0	0	0	0	0	0	0	0	0	3	2	1	0	0
Matthew Slater	0	0	0	0.0	0.0	0	0	0	0	0	0	0	0	0	6	3	3	0	0
Sammy Morris	0	0	0	0.0	0.0	0	0	0	0	0	0	0	0	0	1	1	0	0	0
Danny Woodhead	0	0	0	0.0	0.0	0	0	0	0	0	0	0	0	0	2	2	0	0	0
Tracy White	0	0	0	0.0	0.0	0	0	0	0	0	0	0	0	0	8	5	3	0	0
	451	312	139	12.0	61.0	20	8	137	2	21	3	4	63	0	44	30	14	0	0

FUMBLES - LOST (3-2)				
	No.	Lost	Rec	O.B.
Tom Brady	1	1	0	0
Brandon Tate	1	1	0	0
Wes Welker	1	0	1	0
	3	2	1	0

MISC. OFFENSIVE STATS				
	Tkl	Ast	FF	FR
Randy Moss	2	0	0	0
Stephen Neal	1	0	0	0
	3	0	0	0

KEY	
TT-Total Tackles	Int/Yds-Interceptions/Yards Returned
UT-Unassisted Tackles	PD-Passes Defensed
A-Assisted Tackles	FF-Forced Fumbles

BLOCKED KICKS			
	XP	FG	P
Patrick Chung	1	1	
Totals	1	1	



2010 New England Patriots Roster

AS OF OCTOBER 26, 2010

ALPHABETICAL ROSTER

#	NAME	POS	HT	WT	BORN	YR	COLLEGE	H.S. HOMETOWN
27	Arrington, Kyle	CB	5-10	196	8/12/1986	2	Hofstra	Accokeek, Md.
95	Banta-Cain, Tully	LB	6-2	250	8/28/1980	8	California	Sunnyvale, Calif.
97	Brace, Ron	DL	6-3	330	12/18/1986	2	Boston College	Worcester, Mass.
12	Brady, Tom	QB	6-4	225	8/3/1977	11	Michigan	San Mateo, Calif.
84	Branch, Deion	WR	5-9	195	7/18/1979	9	Louisville	Albany, Ga.
38	Brown, Sergio	S	6-2	210	5/22/1988	R	Notre Dame	Maywood, Ill.
28	Butler, Darius	CB	5-10	190	3/18/1986	2	Connecticut	Ft. Lauderdale, Fla.
25	Chung, Patrick	S	5-11	212	8/19/1987	2	Oregon	Rancho Cucamonga, Calif.
63	Connolly, Dan	OL	6-4	313	9/2/1982	5	Southeast Missouri St.	St. Louis, Mo.
98	Crable, Shawn	LB	6-5	250	12/26/1984	3	Michigan	Massillon, Ohio
82	Crumpler, Alge	TE	6-2	275	12/23/1977	10	North Carolina	Wilmington, N.C.
96	Cunningham, Jermaine	LB	6-3	260	4/24/1988	R	Florida	Stone Mountain, Ga.
71	Deaderick, Brandon	DL	6-4	305	8/19/1987	R	Alabama	Elizabethtown, Ky.
11	Edelman, Julian	WR	5-10	198	5/22/1986	2	Kent State	Redwood City, Calif.
52	Fletcher, Dane	LB	6-2	244	9/14/1986	R	Montana State	Bozeman, Montana
3	Gostkowski, Stephen	K	6-1	215	1/28/1984	5	Memphis	Madison, Miss.
42	Green-Ellis, BenJarvus	RB	5-11	215	7/2/1985	3	Mississippi	New Orleans, La.
87	Gronkowski, Rob	TE	6-6	265	5/14/1989	R	Arizona	Pittsburgh, Pa.
59	Guyton, Gary	LB	6-3	245	11/14/1985	3	Georgia Tech	Hinesville, Ga.
85	Hernandez, Aaron	TE	6-1	245	11/6/1989	R	Florida	Bristol, Conn.
8	Hoyer, Brian	QB	6-2	215	10/13/1985	2	Michigan State	North Olmsted, Ohio
47	Ingram, Jake	LS	6-3	240	10/23/1985	2	Hawaii	Milliani, Hawaii
67	Koppen, Dan	C	6-2	296	9/12/1979	8	Boston College	Whitehall, Pa.
64	LeVoi, Mark	T	6-7	310	7/29/1982	4	Notre Dame	Eden Prairie, Minn.
72	Light, Matt	T	6-4	305	6/23/1978	10	Purdue	Greenville, Ohio
74	Love, Kyle	DL	6-1	310	11/18/1986	R	Mississippi State	Fairburn, Ga.
51	Mayo, Jerod	LB	6-1	245	2/23/1986	3	Tennessee	Hampton, Va.
32	McCourty, Devin	CB	5-10	193	8/13/1987	R	Rutgers	Montvale, N.J.
31	Meriweather, Brandon	S	5-11	200	1/14/1984	4	Miami (Fla.)	Apopka, Fla.
14	Mesko, Zoltan	P	6-5	231	3/16/1986	R	Michigan	Twinsburg, Ohio
34	Morris, Sammy	RB	6-0	220	3/23/1977	11	Texas Tech	San Antonio, Texas
61	Neal, Stephen	G	6-4	305	10/9/1976	9	Cal State-Bakersfield	San Diego, Calif.
50	Ninkovich, Rob	LB	6-2	255	2/1/1984	5	Purdue	Blue Island, Ill.
60	Ohrnberger, Rich	OL	6-2	300	2/14/1986	2	Penn State	East Meadow, N.Y.
69	Ojinnaka, Quinn	OL	6-5	295	4/23/1984	5	Syracuse	Seabrook, Md.
44	Page, Jarrad	S	6-0	225	10/19/1984	5	UCLA	San Leandro, Calif.
17	Price, Taylor	WR	6-0	205	10/8/1987	R	Ohio	Hilliard, Ohio
91	Pryor, Myron	DL	6-1	310	6/13/1986	2	Kentucky	Louisville, Ky.
36	Sanders, James	S	5-10	210	11/11/1983	6	Fresno State	Porterville, Calif.
18	Slater, Matthew	WR	6-0	200	9/9/1985	3	UCLA	Anaheim, Calif.
55	Spikes, Brandon	LB	6-2	250	9/3/1987	R	Florida	Shelby, N.C.
19	Tate, Brandon	WR	6-1	195	10/5/1987	2	North Carolina	Burlington, N.C.
21	Taylor, Fred	RB	6-1	228	1/27/1976	13	Florida	Belle Glade, Fla.
76	Vollmer, Sebastian	OL	6-8	315	7/10/1984	2	Houston	Kaarst, Germany
92	Warren, Gerard	DL	6-4	325	7/25/1978	10	Florida	Lake Butler, Fla.
83	Welker, Wes	WR	5-9	185	5/1/1981	7	Texas Tech	Oklahoma City, Okla.
62	Wendell, Ryan	C	6-2	290	3/4/1986	2	Fresno State	Diamond Bar, Calif.
22	Wheatley, Terrence	CB	5-9	185	5/5/1985	3	Colorado	Plano, Texas
58	White, Tracy	LB	6-0	230	4/14/1981	8	Howard	St. Stephen, S.C.
75	Wilfork, Vince	NT	6-2	325	11/4/1981	7	Miami (Fla.)	Boynton Beach, Fla.
24	Wilhite, Jonathan	CB	5-11	185	2/23/1984	3	Auburn	Monroe, La.
39	Woodhead, Danny	RB	5-9	195	1/25/1985	3	Chadron State	North Platte, Ne.
99	Wright, Mike	DL	6-4	295	3/1/1982	6	Cincinnati	Cincinnati, Ohio

NUMERICAL ROSTER

#	NAME	POS
3	Stephen Gostkowski	K
8	Brian Hoyer	QB
11	Julian Edelman	WR
12	Tom Brady	QB
14	Zoltan Mesko	P
17	Taylor Price	WR
18	Matthew Slater	WR
19	Brandon Tate	WR
21	Fred Taylor	RB
22	Terrence Wheatley	CB
24	Jonathan Wilhite	CB
25	Patrick Chung	S
27	Kyle Arrington	CB
28	Darius Butler	CB
31	Brandon Meriweather	S
32	Devin McCourty	CB
34	Sammy Morris	RB
36	James Sanders	S
38	Sergio Brown	S
39	Danny Woodhead	RB
42	BenJarvus Green-Ellis	RB
44	Jarrad Page	S
47	Jake Ingram	LS
50	Rob Ninkovich	LB
51	Jerod Mayo	LB
52	Dane Fletcher	LB
55	Brandon Spikes	LB
58	Tracy White	LB
59	Gary Guyton	LB
60	Rich Ohrnberger	OL
61	Stephen Neal	G
62	Ryan Wendell	C
63	Dan Connolly	OL
64	Mark LeVoi	T
67	Dan Koppen	C
69	Quinn Ojinnaka	OL
71	Brandon Deaderick	DL
72	Matt Light	T
74	Kyle Love	DL
75	Vince Wilfork	NT
76	Sebastian Vollmer	OL
82	Alge Crumpler	TE
83	Wes Welker	WR
84	Deion Branch	WR
85	Aaron Hernandez	TE
87	Rob Gronkowski	TE
91	Myron Pryor	DL
92	Gerard Warren	DL
95	Tully Banta-Cain	LB
96	Jermaine Cunningham	LB
97	Ron Brace	DL
98	Shawn Crable	LB
99	Mike Wright	DL

PRACTICE SQUAD

#	NAME	POS	HT	WT	BORN	YR	COLLEGE	H.S. HOMETOWN
68	Austin, Thomas	OL	6-4	310	11/14/1986	R	Clemson	Camden, S.C.
86	Butler, Carson	TE	6-4	260	8/21/1987	1	Michigan	Detroit, Mich.
29	Carter, Tony	CB	5-9	175	5/24/1986	2	Florida State	Jacksonville, Fla.
10	Jenkins, Darnell	WR	5-10	191	12/31/1982	1	Miami (Fla.)	Miami, Fla.
65	Maneri, Steve	T	6-6	290	3/20/1988	R	Temple	Saddle Brook, N.J.
53	McKenzie, Tyrone	LB	6-2	245	12/11/1985	2	South Florida	Riverview, Fla.
35	Ventrone, Ross	S	5-8	190	9/27/1986	R	Villanova	Pittsburgh, Pa.

PRACTICE SQUAD

#	NAME	POS
10	Darnell Jenkins	WR
29	Tony Carter	CB
35	Ross Ventrone	S
53	Tyrone McKenzie	LB
65	Steve Maneri	T
68	Thomas Austin	OL
86	Carson Butler	TE

RESERVE/INJURED LIST

#	NAME	POS	HT	WT	BORN	YR	COLLEGE	H.S. HOMETOWN
	Barrett, Josh	S	6-2	225	11/22/1984	3	Arizona State	Reno, Nev.
23	Bodden, Leigh	CB	6-1	193	9/24/1981	8	Duquesne	Hyattsville, Md.
33	Faulk, Kevin	RB	5-8	202	6/5/1976	12	Louisiana State	Carencro, La.
77	Kaczur, Nick	T	6-4	315	7/28/1979	6	Toledo	Brantford, Ontario
26	Lockett, Bret	DB	6-1	220	10/7/1986	2	UCLA	Diamond Bar, Calif.
30	McGowan, Brandon	S	5-11	210	9/26/1983	6	Maine	Jersey City, N.J.
90	Richard, Darryl	DL	6-4	295	6/17/1986	1	Georgia Tech	Destrehan, La.
94	Warren, Ty	DL	6-5	300	2/6/1981	8	Texas A&M	Bryan, Texas
66	Weston, Kade	DL	6-5	315	11/29/1986	R	Georgia	Red Bank, N.J.

RESERVE/INJURED LIST

#	NAME	POS
23	Leigh Bodden	CB
26	Bret Lockett	DB
30	Brandon McGowan	S
33	Kevin Faulk	RB
66	Kade Weston	DL
77	Nick Kaczur	T
90	Darryl Richard	DL
94	Ty Warren	DL
	Josh Barrett	S

RESTRICTED FREE AGENT

#	NAME	POS	HT	WT	BORN	YR	COLLEGE	H.S. HOMETOWN
70	Mankins, Logan	G	6-4	310	3/10/1982	6	Fresno State	Catheys Valley, Calif.

RESTRICTED FREE AGENT

#	NAME	POS
70	Logan Mankins	G

RESERVE/MILITARY LIST

#	NAME	POS	HT	WT	BORN	YR	COLLEGE	H.S. HOMETOWN
15	Barnes, Tyree	WR	6-0	196	4/15/1986	1	Navy	Hampton, Va.
44	Kettani, Eric	RB	5-11	235	3/26/1987	1	Navy	Kirtland, Ohio
15	White, Shun	WR	5-8	195	12/9/1985	1	Navy	Memphis, Tenn.

RESERVE/MILITARY LIST

#	NAME	POS
15	Tyree Barnes	WR
15	Shun White	WR
44	Eric Kettani	RB

HEAD COACH: BILL BELICHICK

ASSISTANTS: Josh Boyer, Defensive Backs; Corwin Brown, Defensive Backs; Ivan Fears, Running Backs; Brian Ferentz, Offensive Assistant Coach;

Brian Flores, Assistant Coach Offense/Special Teams; Patrick Graham, Defensive Assistant Coach; Pepper Johnson, Offensive Line; Harold Nash, Assistant Strength and Conditioning;

Bill O'Brien, Quarterbacks; Scott O'Brien, Special Teams; Chad O'Shea, Receivers; Matt Patricia, Linebackers; Dante Scarnecchia, Assistant Head Coach/Offensive Line;

Mike Woicik, Strength and Conditioning



2010 NUMERICAL ROSTER

October 26, 2010

#	NAME	POS	HT	WT	AGE	YR	COLLEGE	HOW ACQ.
3	Stephen Gostkowski	K	6-1	215	26	5	Memphis	D4b-06
8	Brian Hoyer	QB	6-2	215	25	2	Michigan State	FA-09
11	Julian Edelman	WR	5-10	198	24	2	Kent State	D7a-09
12	Tom Brady	QB	6-4	225	33	11	Michigan	D6b-00
14	Zoltan Mesko	P	6-5	231	24	R	Michigan	D5-10
17	Taylor Price	WR	6-0	205	23	R	Ohio	D3-10
18	Matthew Slater	WR	6-0	200	25	3	UCLA	D5-08
19	Brandon Tate	WR	6-1	195	23	2	North Carolina	D3a-09
21	Fred Taylor	RB	6-1	228	34	13	Florida	FA(JAX)-09
22	Terrence Wheatley	CB	5-9	185	25	3	Colorado	D2-08
24	Jonathan Wilhite	CB	5-11	185	26	3	Auburn	D4-08
25	Patrick Chung	S	5-11	212	23	2	Oregon	D2a-09
27	Kyle Arrington	CB	5-10	196	24	2	Hofstra	FA-09
28	Darius Butler	CB	5-10	190	24	2	Connecticut	D2c-09
31	Brandon Meriweather	S	5-11	200	26	4	Miami (Fla.)	D1-07
32	Devin McCourty	CB	5-10	193	23	R	Rutgers	D1-10
34	Sammy Morris	RB	6-0	220	33	11	Texas Tech	UFA(MIA)-07
36	James Sanders	S	5-10	210	26	6	Fresno State	D4-05
38	Sergio Brown	S	6-2	210	22	R	Notre Dame	FA-10
39	Danny Woodhead	RB	5-9	195	25	3	Chadron State	FA-10
42	BenJarvus Green-Ellis	RB	5-11	215	25	3	Mississippi	FA-08
44	Jarrad Page	S	6-0	225	26	5	UCLA	TR(KC)-10
47	Jake Ingram	LS	6-3	240	25	2	Hawaii	D6a-09
50	Rob Ninkovich	LB	6-2	255	26	5	Purdue	FA-09
51	Jerod Mayo	LB	6-1	245	24	3	Tennessee	D1-08
52	Dane Fletcher	LB	6-2	244	24	R	Montana State	FA-10
55	Brandon Spikes	LB	6-2	250	23	R	Florida	D2c-10
58	Tracy White	LB	6-0	230	29	8	Howard	TR(PHI)-10
59	Gary Guyton	LB	6-3	245	24	3	Georgia Tech	FA-08
60	Rich Ohrnberger	OL	6-2	300	24	2	Penn State	D4-09
61	Stephen Neal	G	6-4	305	34	9	Cal State-Bakersfield	FA-01
62	Ryan Wendell	C	6-2	290	24	2	Fresno State	FA-08
63	Dan Connolly	OL	6-4	313	28	5	Southeast Missouri St.	FA(JAX)-08
64	Mark LeVoir	T	6-7	310	28	4	Notre Dame	CW(STL)-08
67	Dan Koppen	C	6-2	296	31	8	Boston College	D5-03
69	Quinn Ojinnaka	OL	6-5	295	26	5	Syracuse	TR(ATL)-10
71	Brandon Deaderick	DL	6-4	305	23	R	Alabama	D7b-10
72	Matt Light	T	6-4	305	32	10	Purdue	D2-01
74	Kyle Love	DL	6-1	310	23	R	Mississippi State	FA-10
75	Vince Wilfork	NT	6-2	325	28	7	Miami (Fla.)	D1a-04
76	Sebastian Vollmer	OL	6-8	315	26	2	Houston	D2d-09
82	Alge Crumpler	TE	6-2	275	32	10	North Carolina	FA(TEN)-10
83	Wes Welker	WR	5-9	185	29	7	Texas Tech	TR(MIA)-07
84	Deion Branch	WR	5-9	195	31	9	Louisville	TR(SEA)-10
85	Aaron Hernandez	TE	6-1	245	20	R	Florida	D4-10
87	Rob Gronkowski	TE	6-6	265	21	R	Arizona	D2a-10
91	Myron Pryor	DL	6-1	310	24	2	Kentucky	D6b-09
92	Gerard Warren	DL	6-4	325	32	10	Florida	FA(OAK)-10
95	Tully Banta-Cain	LB	6-2	250	30	8	California	FA(SF)-09
96	Jermaine Cunningham	LB	6-3	260	22	R	Florida	D2b-10
97	Ron Brace	DL	6-3	330	23	2	Boston College	D2b-09
98	Shawn Crable	LB	6-5	250	25	3	Michigan	D3a-08
99	Mike Wright	DL	6-4	295	28	6	Cincinnati	FA-05

PRACTICE SQUAD

#	NAME	POS	HT	WT	AGE	YR	COLLEGE	HOW ACQ.
10	Darnell Jenkins	WR	5-10	191	27	1	Miami (Fla.)	FA-09
29	Tony Carter	CB	5-9	175	24	2	Florida State	FA-10
35	Ross Ventrone	S	5-8	190	24	R	Villanova	FA-10
53	Tyrone McKenzie	LB	6-2	245	24	2	South Florida	D3b-09
65	Steve Maneri	T	6-6	290	22	R	Temple	CW(HOU)-10
68	Thomas Austin	OL	6-4	310	23	R	Clemson	FA-10
86	Carson Butler	TE	6-4	260	23	1	Michigan	FA-10

RESERVE/INJURED LIST

#	NAME	POS	HT	WT	AGE	YR	COLLEGE	INJURY (IR date)
23	Leigh Bodden	CB	6-1	193	29	8	Duquesne	shoulder (8/31/10)
26	Bret Lockett	DB	6-1	220	24	2	UCLA	chest (8/31/10)
30	Brandon McGowan	S	5-11	210	27	6	Maine	chest (9/4/10)
33	Kevin Faulk	RB	5-8	202	34	12	Louisiana State	knee (9/22/10)
66	Kade Weston	DL	6-5	315	23	R	Georgia	abdomen (8/24/10)
77	Nick Kaczur	T	6-4	315	31	6	Toledo	back (10/12/10)
90	Darryl Richard	DL	6-4	295	24	1	Georgia Tech	foot (8/31/10)
94	Ty Warren	DL	6-5	300	29	8	Texas A&M	hip (8/13/10)
	Josh Barrett	S	6-2	225	25	3	Arizona State	shoulder (8/31/10)

RESTRICTED FREE AGENT

#	NAME	POS	HT	WT	AGE	YR	COLLEGE	HOW ACQ.
70	Logan Mankins	G	6-4	310	28	6	Fresno State	D1-05

RESERVE/MILITARY LIST

#	NAME	POS	HT	WT	AGE	YR	COLLEGE	DATE
15	Tyree Barnes	WR	6-0	196	24	1	Navy	July, 23
15	Shun White	WR	5-8	195	24	1	Navy	August, 17
44	Eric Kettani	RB	5-11	235	23	1	Navy	July, 23



2010 POSITIONAL ROSTER

October 26, 2010

DEFENSE (26)

#	NAME	POS	HT	WT	BORN	YR	COLLEGE	H.S. HOMETOWN
DEFENSIVE LINE (7)								
97	Brace, Ron	DL	6-3	330	12/18/1986	2	Boston College	Worcester, Mass.
71	Deaderick, Brandon	DL	6-4	305	8/19/1987	R	Alabama	Elizabethtown, Ky.
74	Love, Kyle	DL	6-1	310	11/18/1986	R	Mississippi State	Fairburn, Ga.
91	Pryor, Myron	DL	6-1	310	6/13/1986	2	Kentucky	Louisville, Ky.
92	Warren, Gerard	DL	6-4	325	7/25/1978	10	Florida	Lake Butler, Fla.
75	Wilfork, Vince	NT	6-2	325	11/4/1981	7	Miami (Fla.)	Boynton Beach, Fla.
99	Wright, Mike	DL	6-4	295	3/1/1982	6	Cincinnati	Cincinnati, Ohio
LINEBACKER (9)								
95	Banta-Cain, Tully	LB	6-2	250	8/28/1980	8	California	Sunnyvale, Calif.
98	Crable, Shawn	LB	6-5	250	12/26/1984	3	Michigan	Massillon, Ohio
96	Cunningham, Jermaine	LB	6-3	260	4/24/1988	R	Florida	Stone Mountain, Ga.
52	Fletcher, Dane	LB	6-2	244	9/14/1986	R	Montana State	Bozeman, Montana
59	Guyton, Gary	LB	6-3	245	11/14/1985	3	Georgia Tech	Hinesville, Ga.
51	Mayo, Jerod	LB	6-1	245	2/23/1986	3	Tennessee	Hampton, Va.
50	Ninkovich, Rob	LB	6-2	255	2/1/1984	5	Purdue	Blue Island, Ill.
55	Spikes, Brandon	LB	6-2	250	9/3/1987	R	Florida	Shelby, N.C.
58	White, Tracy	LB	6-0	230	4/14/1981	8	Howard	St. Stephen, S.C.
DEFENSIVE BACK (10)								
27	Arrington, Kyle	CB	5-10	196	8/12/1986	2	Hofstra	Accokeek, Md.
38	Brown, Sergio	S	6-2	210	5/22/1988	R	Notre Dame	Maywood, Ill.
28	Butler, Darius	CB	5-10	190	3/18/1986	2	Connecticut	Ft. Lauderdale, Fla.
25	Chung, Patrick	S	5-11	212	8/19/1987	2	Oregon	Rancho Cucamonga, Calif.
32	McCourtty, Devin	CB	5-10	193	8/13/1987	R	Rutgers	Montvale, N.J.
31	Meriweather, Brandon	S	5-11	200	1/14/1984	4	Miami (Fla.)	Apopka, Fla.
44	Page, Jarrad	S	6-0	225	10/19/1984	5	UCLA	San Leandro, Calif.
36	Sanders, James	S	5-10	210	11/11/1983	6	Fresno State	Porterville, Calif.
22	Wheatley, Terrence	CB	5-9	185	5/5/1985	3	Colorado	Plano, Texas
24	Wilhite, Jonathan	CB	5-11	185	2/23/1984	3	Auburn	Monroe, La.
OFFENSE (24)								
#	NAME	POS	HT	WT	BORN	YR	COLLEGE	H.S. HOMETOWN
OFFENSIVE LINE (9)								
63	Connolly, Dan	OL	6-4	313	9/2/1982	5	Southeast Missouri St.	St. Louis, Mo.
67	Koppen, Dan	C	6-2	296	9/12/1979	8	Boston College	Whitehall, Pa.
64	LeVoi, Mark	T	6-7	310	7/29/1982	4	Notre Dame	Eden Prairie, Minn.
72	Light, Matt	T	6-4	305	6/23/1978	10	Purdue	Greenville, Ohio
61	Neal, Stephen	G	6-4	305	10/9/1976	9	Cal State-Bakersfield	San Diego, Calif.
60	Ohnberger, Rich	OL	6-2	300	2/14/1986	2	Penn State	East Meadow, N.Y.
69	Ojinnaka, Quinn	OL	6-5	295	4/23/1984	5	Syracuse	Seabrook, Md.
76	Vollmer, Sebastian	OL	6-8	315	7/10/1984	2	Houston	Kaarst, Germany
62	Wendell, Ryan	C	6-2	290	3/4/1986	2	Fresno State	Diamond Bar, Calif.
QUARTERBACK (2)								
12	Brady, Tom	QB	6-4	225	8/3/1977	11	Michigan	San Mateo, Calif.
8	Hoyer, Brian	QB	6-2	215	10/13/1985	2	Michigan State	North Olmsted, Ohio
WIDE RECEIVER (6)								
84	Branch, Deion	WR	5-9	195	7/18/1979	9	Louisville	Albany, Ga.
11	Edelman, Julian	WR	5-10	198	5/22/1986	2	Kent State	Redwood City, Calif.
17	Price, Taylor	WR	6-0	205	10/8/1987	R	Ohio	Hilliard, Ohio
18	Slater, Matthew	WR	6-0	200	9/9/1985	3	UCLA	Anaheim, Calif.
19	Tate, Brandon	WR	6-1	195	10/5/1987	2	North Carolina	Burlington, N.C.
83	Welker, Wes	WR	5-9	185	5/1/1981	7	Texas Tech	Oklahoma City, Okla.
RUNNING BACK (4)								
42	Green-Ellis, BenJarvus	RB	5-11	215	7/2/1985	3	Mississippi	New Orleans, La.
34	Morris, Sammy	RB	6-0	220	3/23/1977	11	Texas Tech	San Antonio, Texas
21	Taylor, Fred	RB	6-1	228	1/27/1976	13	Florida	Belle Glade, Fla.
39	Woodhead, Danny	RB	5-9	195	1/25/1985	3	Chadron State	North Platte, Ne.
TIGHT END (3)								
82	Crumpler, Alge	TE	6-2	275	12/23/1977	10	North Carolina	Wilmington, N.C.
87	Gronkowski, Rob	TE	6-6	265	5/14/1989	R	Arizona	Pittsburgh, Pa.
85	Hernandez, Aaron	TE	6-1	245	11/6/1989	R	Florida	Bristol, Conn.
SPECIALISTS (3)								
#	NAME	POS	HT	WT	BORN	YR	COLLEGE	H.S. HOMETOWN
SPECIALISTS (3)								
3	Gostkowski, Stephen	K	6-1	215	1/28/1984	5	Memphis	Madison, Miss.
47	Ingram, Jake	LS	6-3	240	10/23/1985	2	Hawaii	Milliani, Hawaii
14	Mesko, Zoltan	P	6-5	231	3/16/1986	R	Michigan	Twinsburg, Ohio
RESERVE/INJURED (9)								
#	NAME	POS	HT	WT	BORN	YR	COLLEGE	H.S. HOMETOWN
RESERVE/INJURED (9)								
	Barrett, Josh	S	6-2	225	11/22/1984	3	Arizona State	Reno, Nev.
23	Bodden, Leigh	CB	6-1	193	9/24/1981	8	Duquesne	Hyattsville, Md.
33	Faulk, Kevin	RB	5-8	202	6/5/1976	12	Louisiana State	Carencro, La.
77	Kaczur, Nick	T	6-4	315	7/28/1979	6	Toledo	Brantford, Ontario
26	Lockett, Bret	DB	6-1	220	10/7/1986	2	UCLA	Diamond Bar, Calif.
30	McGowan, Brandon	S	5-11	210	9/26/1983	6	Maine	Jersey City, N.J.
90	Richard, Darryl	DL	6-4	295	6/17/1986	1	Georgia Tech	Destrehan, La.
94	Warren, Ty	DL	6-5	300	2/6/1981	8	Texas A & M	Bryan, Texas
66	Weston, Kade	DL	6-5	315	11/29/1986	R	Georgia	Red Bank, N.J.
RESTRICTED FREE AGENT (1)								
#	NAME	POS	HT	WT	BORN	YR	COLLEGE	H.S. HOMETOWN
70	Mankins, Logan	G	6-4	310	3/10/1982	6	Fresno State	Catheys Valley, Calif.
RESERVE/MILITARY (3)								
#	NAME	POS	HT	WT	BORN	YR	COLLEGE	H.S. HOMETOWN
RESERVE/MILITARY (3)								
15	Barnes, Tyree	WR	6-0	196	4/15/1986	1	Navy	Hampton, Va.
44	Kettani, Eric	RB	5-11	235	3/26/1987	1	Navy	Kirtland, Ohio
15	White, Shun	WR	5-8	195	12/9/1985	1	Navy	Memphis, Tenn.



HOW THE PATRIOTS WERE BUILT

UPDATED: October 26, 2010

<u>YEAR</u>	<u>DRAFTEES (29)</u>	<u>VETERAN FREE AGENTS (8)</u>	<u>WAIVERS (1) / TRADES (5)</u>	<u>ROOKIE AND FIRST-YEAR FREE AGENTS (10)</u>
2000	Tom Brady (6b)			
2001	Matt Light (2)			Stephen Neal (fa)
2003	Dan Koppen (5)			
2004	Vince Wilfork (1a)			
2005	James Sanders (4)			Mike Wright (fa)
2006	Stephen Gostkowski (4b)			
2007	Brandon Meriweather (1)	Sammy Morris (5)(MIA)	Wes Welker (fa)(tr-MIA)	
2008	Jerod Mayo (1) Terrence Wheatley (2) Shawn Crable (3a) Jonathan Wilhite (4) Matthew Slater (5)	Dan Connolly (fa)(JAX)	Mark LeVoi (fa) CW (STL)	BenJarvus Green-Ellis (fa) Gary Guyton (fa)
2009	Patrick Chung (2a) Ron Brace (2b) Darius Butler (2c) Sebastian Vollmer (2d) Brandon Tate (2a) Rich Ohrnberger (4) Jake Ingram (6a) Myron Pryor (6b) Julian Edelman (7a)	Tully Banta-Cain (7)(SF) Rob Ninkovich (fa)(NO) Fred Taylor (1)(JAX)		Kyle Arrington (fa) (PHI) Brian Hoyer (fa) Ryan Wendell (fa)
2010	Devin McCourty (1) Rob Gronkowski (2a) Jermaine Cunningham (2b) Brandon Spikes (2c) Taylor Price (3) Aaron Hernandez (4) Zoltan Mesko (5) Brandon Deaderick (7b)	Alge Crumpler (2)(TEN) Gerard Warren (1)(OAK) Danny Woodhead (fa)(NYJ)	Deion Branch (2) (tr-SEA) Quinn Ojinnaka (5) (tr-ATL) Jarrad Page (7) (tr-KC) Tracy White (fa) (tr-PHI)	Sergio Brown (fa) Dane Fletcher (fa) Kyle Love (fa)
<u>RESTRICTED FREE AGENT (1)</u>		<u>RESERVE/INJURED (9)</u>		<u>RESERVE/MILITARY (3)</u>
Logan Mankins (1)		Josh Barrett Leigh Bodden Kevin Faulk Nick Kaczur Bret Lockett Brandon McGowan		Tyree Barnes (fa) Eric Kettani (fa) Shun White (fa)
NOTE: Team in parenthesis is the player's prior team (#) – indicates round drafted (fa) – indicates non-drafted free agents				
		Darryl Richard Ty Warren Kade Weston		



2010 TRANSACTIONS

UPDATED: October 26, 2010

JANUARY, 2010

1/13/2010	Agnone, Robbie	Signed
1/13/2010	Davis, Bruce	Signed
1/13/2010	Grady, Adrian	Signed
1/13/2010	Jenkins, Darnell	Signed
1/13/2010	Myers, Rob	Signed
1/13/2010	Richard, Darryl	Signed
1/13/2010	Rowe, Jeff	Signed

FEBRUARY, 2010

2/22/2010	Wilfork, Vince	Designated Franchise Player
2/24/2010	Patten, David	Signed

MARCH, 2010

3/4/2010	Mankins, Logan	Tendered contract
3/4/2010	Gostkowski, S.	Tendered contract
3/4/2010	Woods, Pierre	Tendered contract
3/4/2010	Baker, Chris	Released
3/5/2010	Banta-Cain, Tully	Re-signed
3/9/2010	Wilfork, Vince	Re-signed
3/9/2010	Neal, Stephen	Re-signed
3/11/2010	Faulk, Kevin	Re-signed
3/12/2010	Bodden, Leigh	Re-signed
3/12/2010	Murrell, Marques	Signed
3/24/2010	Crumpler, Alge	Signed

APRIL, 2010

4/10/2010	Lewis, Damione	Signed
4/14/2010	King, David	Signed
4/20/2010	Holt, Torry	Signed
4/21/2010	Gordon, Amon	Signed
4/22/2010	McCourty, Devin	Drafted
4/23/2010	Gronkowski, Rob	Drafted
4/23/2010	Cunningham, J.	Drafted
4/23/2010	Spikes, Brandon	Drafted
4/23/2010	Price, Taylor	Drafted
4/24/2010	Hernandez, Aaron	Drafted
4/24/2010	Mesko, Zoltan	Drafted
4/24/2010	Larsen, Ted	Drafted
4/24/2010	Welch, Thomas	Drafted
4/24/2010	Deaderick, Brandon	Drafted
4/24/2010	Weston, Kade	Drafted
4/24/2010	Robinson, Zac	Drafted
4/24/2010	Warren, Gerard	Signed
4/26/2010	Thomas, Adalius	Released
4/29/2010	Anderson, Bryan	Signed
4/29/2010	Brown, Sergio	Signed
4/29/2010	Fletcher, Dane	Signed
4/29/2010	Johnson, Terrence	Signed
4/29/2010	Love, Kyle	Signed
4/29/2010	Paschall, Pat	Signed
4/29/2010	Ventrone, Ross	Signed
4/29/2010	Wise, John	Signed

MAY, 2010

5/3/2010	Farnham, Buddy	Signed
5/10/2010	Taylor, Chris	Signed
5/18/2010	Larsen, Ted	Signed/Draft Choice
5/18/2010	Springs, Shawn	Released
5/21/2010	Agnone, Robbie	Released
5/21/2010	Rowe, Jeff	Released
5/24/2010	Teel, Mike	Claimed off Waivers (Seattle)
5/25/2010	Price, Taylor	Signed/Draft Choice
5/27/2010	Burgess, Derrick	Re-signed
5/27/2010	Davis, Bruce	Released
5/27/2010	Stanback, Isaiah	Released

JUNE, 2010

6/4/2010	Welch, Thomas	Signed/Draft Choice
6/8/2010	Hernandez, Aaron	Signed/Draft Choice
6/10/2010	Gordon, Amon	Released
6/11/2010	Clayton, Thomas	Signed
6/11/2010	Anderson, Bryan	Released
6/11/2010	King, David	Released
6/11/2010	Teel, Mike	Released
6/16/2010	Mesko, Zoltan	Signed/Draft Choice
6/24/2010	Paschall, Pat	Released

JULY, 2010

7/12/2010	Deaderick, Brandon	Signed/Draft Choice
7/21/2010	Weston, Kade	Signed/Draft Choice
7/21/2010	Robinson, Zac	Signed/Draft Choice
7/25/2010	Gronkowski, Rob	Signed/Draft Choice
7/25/2010	Cunningham, Jermaine	Signed/Draft Choice
7/27/2010	Spikes, Brandon	Signed/Draft Choice
7/28/2010	McCourty, Devin	Signed/Draft Choice
7/28/2010	Crabbe, Shawn	Released
7/29/2010	Burgess, Derrick	Placed on reserve/DNR
7/31/2010	Patten, David	Retired

AUGUST, 2010

8/2/2010	Butler, Carson	Signed
8/2/2010	Owens, Rod	signed
8/4/2010	Ghiaciu, Eric	Signed
8/4/2010	Wise, John	Released
8/6/2010	Barrett, Josh	Claimed off waivers from Denver
8/6/2010	Clayton, Thomas	Released
8/9/2010	Stapleton, Darnell	Signed
8/9/2010	Willingham, DeAngelo	Signed
8/9/2010	Grady, Adrian	Released
8/9/2010	Farnham, Buddy	Released
8/11/2010	Clayton, Thomas	Signed
8/11/2010	Stapleton, Darnell	Released
8/13/2010	Burgess, Derrick	Reinstated to roster from reserve/DNR
8/13/2010	Warren, Ty	Placed on Reserve/Injured (hip)
8/15/2010	Farnham, Buddy	Signed
8/15/2010	Simmons, Brian	Signed
8/15/2010	Holt, Torry	Placed on Reserve/Injured (knee)
8/20/2010	Ventrone, Ross	Released
8/23/2010	Ojinnaka, Quinn	Acquired via trade (ATL)
8/23/2010	Ventrone, Ross	Signed
8/23/2010	Weston, Kade	Released
8/23/2010	Johnson, Terrence	Released
8/24/2010	Weston, Kade	Placed on Reserve/Injured (abdomen)
8/29/2010	Johnson, Terrence	Signed
8/29/2010	Simmons, Brian	Released
8/31/2010	Barrett, Josh	Placed on Reserve/Injured (shoulder)
8/31/2010	Bodden, Leigh	Placed on Reserve/Injured (shoulder)
8/31/2010	Lockett, Bret	Placed on Reserve/Injured (chest)
8/31/2010	Richard, Darryl	Placed on Reserve/Injured (foot)
8/31/2010	Johnson, Terrence	Released

SEPTEMBER, 2010

9/3/2010	Ghiaciu, Eric	Released
9/3/2010	Lewis, Damione	Released
9/4/2010	Aiken, Sam	Released
9/4/2010	Alexander, Eric	Released
9/4/2010	Brown, Sergio	Released
9/4/2010	Burgess, Derrick	Released
9/4/2010	Bussey, George	Released
9/4/2010	Butler, Carson	Released
9/4/2010	Clayton, Thomas	Released
9/4/2010	Farnham, Buddy	Released
9/4/2010	Jenkins, Darnell	Released
9/4/2010	Larsen, Ted	Released
9/4/2010	Myers, Rob	Released
9/4/2010	Ohrnberger, Rich	Released
9/4/2010	Owens, Rod	Released
9/4/2010	Robinson, Zac	Released
9/4/2010	Taylor, Chris	Released
9/4/2010	Ventrone, Ross	Released
9/4/2010	Welch, Thomas	Released
9/4/2010	Williams, Thomas	Released
9/4/2010	Willingham, DeAngelo	Released
9/4/2010	Woods, Pierre	Released
9/4/2010	McGowan, Brandon	Placed on Reserve/Injured (chest)
9/5/2010	Page, Jarrad	Acquired via trade (KC)
9/5/2010	White, Tracy	Acquired via trade (PHI)
9/5/2010	Maneri, Steve	Claimed off waivers from Houston
9/5/2010	McKenzie, Tyrone	Released
9/6/2010	Brown, Sergio	Signed to the practice squad
9/6/2010	Crabbe, Shawn	Signed to the practice squad
9/6/2010	Jenkins, Darnell	Signed to the practice squad
9/6/2010	Ohrnberger, Rich	Signed to the practice squad



2010 TRANSACTIONS

SEPTEMBER, 2010

9/6/2010	James, Javarri	Signed to the practice squad
9/6/2010	Mastrud, Jeron	Signed to the practice squad
9/7/2010	Carter, Tony	Signed to the practice squad
9/7/2010	McKenzie, Tyrone	Signed to the practice squad
9/7/2010	Miller, Prince	Signed to the practice squad
9/7/2010	Mastrud, Jeron	Released from the practice squad
9/13/2010	Murrell, Marques	Released
9/14/2010	Maroney, Laurence	Traded to Denver
9/15/2010	Miller, Prince	Signed by Baltimore
9/18/2010	Woodhead, Danny	Signed
9/21/2010	Butler, Carson	Signed to the practice squad
9/22/2010	Faulk, Kevin	Placed on Reserve/Injured (knee)
9/25/2010	Crabbe, Shawn	Signed from the practice squad
9/27/2010	Maneri, Steve	Released
9/29/2010	Ohrnberger, Rich	Signed from the practice squad
9/29/2010	Austin, Thomas	Signed to the practice squad
9/29/2010	Maneri, Steve	Signed to the practice squad
9/30/2010	Clayton, Thomas	Signed from the CLE practice squad
9/30/2010	Ojinnaka, Quinn	Released

OCTOBER, 2010

10/5/2010	James, Javarri	Released from the practice squad
10/6/2010	Moss, Randy	Traded to Minnesota
10/7/2010	Ojinnaka, Quinn	Signed
10/7/2010	Ratliff, Brett	Signed to the practice squad
10/11/2010	Ratliff, Brett	Signed by Cleveland
10/12/2010	Branch, Deion	Acquired via trade (SEA)
10/12/2010	Kaczur, Nick	Placed on Reserve/Injured (back)
10/19/2010	Ventrone, Ross	Signed to the practice squad
10/23/2010	Brown, Sergio	Signed from the practice squad
10/23/2010	Clayton, Thomas	Released



UNOFFICIAL DEPTH CHART

Unofficial depth chart compiled by Patriots media relations, October 26, 2010

OFFENSE

WR:	83 Wes Welker	11 Julian Edelman	84 Deion Branch
LT:	72 Matt Light	64 Mark LeVoir	
LG:	63 Dan Connolly	60 Rich Ohrnberger	*70 Logan Mankins
C:	67 Dan Koppen	62 Ryan Wendell	
RG:	61 Stephen Neal	69 Quinn Ojinnaka	
RT:	76 Sebastian Vollmer	64 Mark LeVoir	
TE:	82 Alge Crumpler	<u>87 Rob Gronkowski</u>	<u>85 Aaron Hernandez</u>
WR:	19 Brandon Tate	18 Matthew Slater	<u>17 Taylor Price</u>
QB:	12 Tom Brady	8 Brian Hoyer	
RB:	21 Fred Taylor	42 BenJarvus Green-Ellis	
RB:	34 Sammy Morris	39 Danny Woodhead	

DEFENSE

LE:	92 Gerard Warren	91 Myron Pryor	
NT:	75 Vince Wilfork	97 Ron Brace	<u>74 Kyle Love</u>
RE:	99 Mike Wright	<u>71 Brandon Deaderick</u>	
OLB:	<u>96 Jermaine Cunningham</u>	95 Tully Banta-Cain	<u>52 Dane Fletcher</u>
ILB:	51 Jerod Mayo	58 Tracy White	
ILB:	<u>55 Brandon Spikes</u>	59 Gary Guyton	
OLB:	50 Rob Ninkovich	98 Shawn Crable	
LCB:	27 Kyle Arrington	28 Darius Butler	22 Terrence Wheatley
RCB:	<u>32 Devin McCourty</u>	24 Jonathan Wilhite	
S:	31 Brandon Meriweather	44 Jarrad Page	<u>38 Sergio Brown</u>
S:	25 Patrick Chung	36 James Sanders	

SPECIAL TEAMS



K:	3 Stephen Gostkowski	<u>14 Zoltan Mesko</u>	
P:	<u>14 Zoltan Mesko</u>	3 Stephen Gostkowski	
H:	<u>14 Zoltan Mesko</u>	8 Brian Hoyer	
PR:	11 Julian Edelman	19 Brandon Tate	
KR:	19 Brandon Tate	18 Matthew Slater	34 Sammy Morris
LS:	47 Jake Ingram		

PRONUNCIATION GUIDE

Brandon Deaderick	DEAD-er-rick	Jerod Mayo	je-ROD
Stephen Gostkowski	gust-OW-ski	Zoltan Mesko	ZOLE-tahn
Dan Koppen	COPE-en	Quinn Ojinnaka	O-ja-NAH-ka
Mark LeVoir	la-VORE	Jarrad Page	JAIR-ed

* Denotes Restricted Free Agent

THE HALL AT PATRIOT PLACE TAKES A LOOK BACK



The Hall at Patriot Place presented by Raytheon launched its newest exhibit – “A Wild Ride ... the story of the 1985 Patriots 25 years later” – on Friday, October 22, 2010. The exhibit highlights the 1985 season, which ended with the Patriots playing in the franchise’s first Super Bowl. The exhibit takes fans through the season, game-by-game, including the magical playoff ride when the Patriots became the first Wild Card team to win three road playoff games and reached Super Bowl XX to face the Chicago Bears.

The exhibit features artifacts like Steve Nelson’s 1985 AFC Championship ring, memorabilia from Super Bowl XX – including the famous ‘Berry the Bears’ t-shirt – autographed 1985 jerseys and much more. One wall provides a game-by-game description of the 1985 regular season, and the opposite wall provides a timeline of world events that coincided with New England’s season. Three different graphic panels highlight the veterans on the team, Pro Bowlers from the 1985 season and coach Raymond Berry.

“For me, personally, and for my teammates, this was and still is our greatest accomplishment as players in the Patriots organization during that time,” said Pro Football Hall of Famer and Patriots Executive Director of Community Affairs Andre Tippett, who was a defensive leader on the 1985 team. “For us to get to that moment in time, it took coaching, teamwork and perseverance on everyone’s part. Every facet of that team made huge contributions during that season, be it special teams, offense and defense. I was proud to be part of it all. It was a fun and fascinating year.”

1985 Highlights

- The Patriots started 2-3 but won six straight games from Oct. 13-Nov. 17.
- The team showed its quarterback when losing losing Tony Eason and Steve Grogan to injury, fortunately not at the same time.
- The Patriots defense recorded 51 sacks in the regular season led by Andre Tippett’s 16.5.
- The Patriot have four players in the Pro Football Hall of Fame and two of those (Tippett and John Hannah) played on the 1985 team.
- The defense forced 47 turnovers in the regular season and 18 more in four postseason games.
- Craig James led a multi-headed rushing attack with 1,227 yards while Tony Collins added 657, Robert Weathers 174 and Mosi Tatupu 152. The 1985 team was the last Patriots team to average four yards per carry until 2004.
- The 1985 team was the first in the NFL to win three straight road playoff games to reach the Super Bowl, winning in New York, Los Angeles and Miami.
- The Patriots had eight Pro Bowlers in 1985, including three first timers — Irving Fryar, Craig James and Fred Marion. The others were Ray Clayborn, John Hannah, Brian Holloway, Steve Nelson and Andre Tippett.

1985 Regular Season, Patriots 11-5, tied for 2nd in AFC East

Game 1 Patriots 26, Packers 20 W	Game 9 Patriots 17, Dolphins 13 W
Game 2 Bears 20, Patriots 7 L	Game 10 Patriots 34, Colts 15 W
Game 3 Patriots 17, Bills 14 W	Game 11 Patriots 20, Seahawks 13 W
Game 4 Rams 35, Patriots 20 L	Game 12 Jets 16, Patriots 13 (OT) L
Game 5 Browns 24, Patriots 20 L	Game 13 Patriots 38, Colts 31 W
Game 6 Patriots 14, Bills 3 W	Game 14 Patriots 23, Lions 6 W
Game 7 Patriots 20, Jets 13 W	Game 15 Dolphins 30, Patriots 27 L
Game 8 Patriots 32, Bucs 14 W	Game 16 Patriots 34, Bengals 23 W

The 1985 Playoffs

Wild Card Round	Patriots 26, Jets 14 W
Divisional Round	Patriots 27, Raiders 20 W
AFC Championship	Patriots 31, Dolphins 14 W
Super Bowl	Bears 46, Patriots 10 L