



## PATRIOTS FACE FIRST NFC TEAM WITH A VISIT FROM DALLAS

### MEDIA SCHEDULE

#### WEDNESDAY, OCTOBER 12

10:15-11:30 Media Check-In  
10:45-11:00 Bill Belichick Press Conference  
11:10-11:55 Open Locker Room  
Approx. 11:15 Tom Brady Availability  
2:50 Jason Garrett Conference Call  
3:00 Tony Romo Conference Call  
Approx. 1:15 Local Media Access to Practice

#### THURSDAY, OCTOBER 13

10:45-11:30 Media Check-In  
11:10-11:55 Open Locker Room  
11:10 Defensive Captain Availability  
Approx. 1:05 Local Media Access to Practice

#### FRIDAY, OCTOBER 14

10:00-11:30 Media Check-In  
10:30-10:45 Bill Belichick Press Conference  
10:45-11:30 Open Locker Room  
Approx. 11:45 Local Media Access to Practice

### 2011 PATRIOTS SCHEDULE

#### REGULAR SEASON (4-1)

Mon., Sept. 12 at Miami	38-24	W
Sun., Sept. 18 San Diego	35-21	W
Sun., Sept. 25 at Buffalo	31-34	L
Sun., Oct. 2 at Oakland	31-19	W
Sun., Oct. 9 N.Y. Jets	30-21	W
Sun., Oct. 16 Dallas	4:15	FOX
Sun., Oct. 23 BYE WEEK		
Sun., Oct. 30 at Pittsburgh	4:15	CBS
Sun., Nov. 6 N.Y. Giants	4:15	FOX
Sun., Nov. 13 at N.Y. Jets	8:20	NBC
Mon., Nov. 21 Kansas City	8:30	ESPN
Sun., Nov. 27 at Philadelphia	4:15	CBS*
Sun., Dec. 4 Indianapolis	8:20	NBC*
Sun., Dec. 11 at Washington	1:00	CBS*
Sun., Dec. 18 at Denver	4:15	CBS*
Sat., Dec. 24 Miami	1:00	CBS
Sun., Jan. 1 Buffalo	1:00	CBS*

\*Game Time and Network subject to possible flexible scheduling adjustment.

### AFC EAST STANDINGS

Team	W	L	T	Pct.	PF	PA
Buffalo Bills	4	1	0	.800	164	120
<b>NEW ENGLAND</b>	<b>4</b>	<b>1</b>	<b>0</b>	<b>.800</b>	<b>165</b>	<b>119</b>
New York Jets	2	3	0	.400	121	125
Miami Dolphins	0	4	0	.000	69	104

### PATRIOTS MEDIA WEBSITE

The Patriots' media-only website, located at <http://media.patriots.com>, will also serve as the team's primary credentialing system again in 2011. Registered users can apply for credentials by clicking on the upper right corner of the page.

### PATRIOTS 2011 MEDIA GUIDE

The Patriots 2011 Media Guide is online and updated throughout the season. Media can access the media guide at [www.patriots.com](http://www.patriots.com) by clicking on the team tab.

### NEW ENGLAND PATRIOTS (4-1) vs. DALLAS COWBOYS (2-2)

Sunday, October 16, 2011 ★ Gillette Stadium (68,756) ★ 4:15 p.m. ET

The New England Patriots will promote breast cancer awareness during the month of October as part of the NFL and the American Cancer Society's 'A Crucial Catch' campaign. The Patriots players and coaches wore pink game apparel on October 2 at Oakland and will wear pink game apparel again this week against Dallas.



The Patriots will look to improve upon their record at Gillette Stadium and in the month of October this Sunday when they face Dallas in their first game of the 2011 season against an NFC opponent. Since their state-of-the-art facility opened at the beginning of the 2002 season, the Patriots own the NFL's best record at home overall with a 69-14 record. With the win last week, the Patriots improved to a 31-5 record in the month of October since the 2003 season, including a 17-1 record in home games.

### PATRIOTS RECORD AGAINST THE NFC AT HOME SINCE 2002

The Patriots have won 17 straight games at Gillette Stadium against NFC opponents. The only loss was the very first game against an NFC opponent at the new stadium in 2002 when the visiting Green Bay Packers beat the Patriots, 28-10, on Oct. 13.

### HOME RECORD VS. NFC SINCE 2002

Team	W	L	T	Pct.
<b>New England</b>	<b>17</b>	<b>1</b>	<b>0</b>	<b>.944</b>
Pittsburgh	15	2	1	.861
Baltimore	15	3	0	.833
Jacksonville	14	4	0	.778
Indianapolis	14	4	0	.778

### PATRIOTS DEDICATE 2011 SEASON TO MYRA KRAFT

The New England Patriots announced that they will dedicate the 2011 season to the loving memory of Myra Kraft, who passed away on July 20 after a courageous battle with cancer.

Every Patriots player and coach will honor Myra's memory by wearing a patch with her initials on it in recognition of her lifelong contributions to the local and global community and her influence on the charitable mission of the entire Patriots organization. The patch will be worn on the left chest of every player throughout the season.



### BROADCAST INFORMATION

**TELEVISION:** This week's game will be broadcast by **FOX** and can be seen in Boston on **WFXT-TV Channel 25**. **Thom Brennaman** will handle play-by-play duties with **Troy Aikman** providing color. **Pam Oliver** will serve as the sideline reporter. The game will be produced by **Richie Zrontz** and directed by **Rich Russo**.

**RADIO: 98.5 FM.** The Sports Hub, is the flagship station for the **Patriots Radio Network**. A complete listing of the network's 37 stations can be found in this press release. Play-by-play broadcaster **Gil Santos** is in his 35th season as the voice of the Patriots and will call the action along with Patriots Hall of Famer **Gino Cappelletti**. Former Patriots quarterback **Scott Zolak** will provide sideline analysis.

### PATRIOTS WICKED GOOD IN OCTOBER

The Patriots are 31-5 in the month of October since the 2003 season and have won 22 out of their last 24 October games. The Patriots are 17-1 at home and 14-4 on the road during that time in October. New England was 4-0 in October in 2010.

### MEDIA CONTACTS

#### PATRIOTS MEDIA RELATIONS OFFICE: 508-384-4203

<b>Stacey James</b>	Vice President of Media Relations	<a href="mailto:staceyj@patriots.com">staceyj@patriots.com</a>	508-384-9105
<b>Aaron Salkin</b>	Asst. Director of Media Relations	<a href="mailto:aarons@patriots.com">aarons@patriots.com</a>	508-326-6870
<b>Christy Berkery</b>	Media Relations Coordinator	<a href="mailto:christyb@patriots.com">christyb@patriots.com</a>	508-549-0518
<b>Michael Jurovaty</b>	Media Relations Coordinator	<a href="mailto:mjurovaty@patriots.com">mjurovaty@patriots.com</a>	508-326-6187
<b>Jeff Cournoyer</b>	Director of Corporate Comm.	<a href="mailto:jeffco@patriots.com">jeffco@patriots.com</a>	508-549-0492



# PATRIOTS VS. COWBOYS

## SERIES HISTORY

The New England Patriots and Dallas Cowboys will meet for the 11<sup>th</sup> time in team history and the first since the Patriots beat Dallas, 48-27, on Oct. 14, 2007 in Dallas when both team entered the game with 5-0 records.

The Cowboys hold a 7-3 series lead, including 3-2 in Foxboro and 4-1 in Dallas. The Cowboys lost 12-0 in their only other visit to Gillette Stadium on Nov. 16, 2003.



The Cowboys won the first seven games of the series from 1971-1996, but the Patriots have claimed victories in the last three games. The Patriots first win against Dallas was a 13-6 decision at Foxboro Stadium on Dec. 5, 1999.

The series dates back to 1971, when the Cowboys beat the Patriots in the first game ever played at Texas Stadium in Irving, Texas.

### Regular Season – Cowboys 7, Patriots 3

Date	Result	Score	H/A	Stadium
10/24/71	L	21-44	A	Texas Stadium
11/16/75	L	31-34	H	Schaefer Stadium
12/03/78	L	10-17	A	Texas Stadium
09/21/81	L	21-35	H	Schaefer Stadium
11/22/84	L	17-20	A	Texas Stadium
11/15/87	L (OT)	17-23	H	Sullivan Stadium
12/15/96	L	6-12	A	Texas Stadium
12/05/99	W	13-6	H	Foxboro Stadium
11/16/03	W	12-0	H	Gillette Stadium
10/14/07	W	48-27	A	Texas Stadium

## SERIES TRENDS

<b>Overall Record</b> .....	<b>3-7</b>
Record in New England.....	2-3
Record in Foxboro Stadium .....	1-3
Record in Gillette Stadium.....	1-0
Record in Dallas.....	1-4
Bill Belichick vs. Dallas.....	3-1 (2-0 with New England)
Jason Garrett vs. New England.....	0-0

## TALE OF THE TAPE

2011 Regular Season	New England	Dallas
Record	4-1	2-2
Divisional Standings	1stT	3rd
Total Yards Gained	2,476	1,671
Total Offense (Rank)	495.2 (1)	323.1 (6)
Rush Offense	128.6 (6)	86.8 (25)
Pass Offense	366.6 (1)	331.0 (3)
Points Per Game	33.0 (3)	24.8 (12)
Total Yards Allowed	2,165	1,167
Total Defense (Rank)	433.0 (32)	291.8 (4)
Rush Defense	106.4 (13)	61.8 (1)
Pass Defense	326.6 (32)	230.0 (14)
Points Allowed/Game	23.8 (20T)	25.3 (23)
Possession Avg.	29:52	33:11
Sacks Allowed/Yards Lost	8/41	7/36
Sacks Made/Yards	8/40	13/84
Total Touchdowns Scored	20	9
Penalties Against/Yards	34/318	28/211
Punts/Avg.	16/45.6	16/46.4
Turnover Differential	+3	-4

## LAST MEETING:

### PATRIOTS 48, COWBOYS 27

October 14, 2007 ★ Texas Stadium (Att: 63,984)

	1	2	3	4	Final
<b>New England Patriots</b>	14	7	10	17	— 48
<b>Dallas Cowboys</b>	0	17	7	3	— 27

The 5-0 Patriots defeated the 5-0 Dallas Cowboys, 48-27, in a matchup between teams that were unbeaten. Tom Brady tied a then franchise record with a career-high five touchdown passes, while Wes Welker set a then career high with 11 receptions for 124 yards and two touchdowns as the Patriots put up their highest point total since 1984. New England outgained Dallas 448-283 and totaled 28 first downs to the Cowboys' 13. The Patriots converted 65 percent of their third-down opportunities (11-17), while holding Dallas to just 36 percent (4-11). The Patriots took a 14-0 lead on first-quarter touchdown receptions by Welker and Randy Moss. Dallas quickly closed the gap to 14-10 early in the second quarter, as a Nick Folk field goal got Dallas on the scoreboard and then a 29-yard fumble return for a touchdown by Jason Hatcher got the Cowboys into the end zone for the first time. On their first possession following the Dallas' defensive score, the Patriots proceeded to drive 72 yards in 12 plays and extend their lead to 21-10 on Welker's second touchdown of the day. But a 12-yard touchdown from Tony Romo to Terrell Owens in the final minute of the half cut New England's lead at the interval to 21-17. The Patriots got the ball to start the second half, but it was the Cowboys that scored first, taking a 24-21 lead with 10:20 left in the third quarter on a touchdown catch by Patrick Crayton. But following that score, the Patriots bore down and outscored Dallas 27-3 the rest of the way to roll to victory. Tom Brady's touchdown pass to Kyle Brady allowed the Patriots to re-take the lead, 28-24, with 4:56 remaining in the third quarter, and a Stephen Gostkowski field goal on the Patriots' next drive extended the lead to 31-24 heading into the final quarter. A 69-yard scoring pass from Brady to Donte' Stallworth gave New England a 38-24 lead before the teams traded field goals to make the score 41-27. On New England's final drive, rookie Kyle Eckel rumbled into the end zone for a 1-yard touchdown on fourth down with 19 seconds left to round out the scoring and raise the Patriots' record to 6-0.

## PASSING PERFORMANCES

Tom Brady is scheduled to start at quarterback against Dallas for the third time in his career. He has a 2-0 record against the Cowboys. The last time he played Dallas, he threw for 388 yards and five touchdowns in a 48-27 win.

### Tom Brady vs. Dallas Cowboys (2-0)

Date	H/A	A	C	Yd	%	TD	I	Rating	W/L	Score
11/16/03	H	34	15	212	.441	0	0	64.8	W	12-0
10/14/07	A	46	31	388	.674	5	0	129.6	W	48-27
<b>Totals</b>		<b>80</b>	<b>46</b>	<b>600</b>	<b>.575</b>	<b>5</b>	<b>0</b>	<b>102.1</b>		<b>2-0</b>

## PATRIOTS VS. NFC

The Patriots have been successful against NFC teams in recent seasons, compiling a 35-5 (.875) regular-season record against the conference since 2001. Including the postseason, the Patriots are 38-6 (.864) against the NFC with a 3-1 Super Bowl record since 2001.

The Patriots were 4-0 against the NFC last season, beating Minnesota (28-18) and Green Bay (31-27) at home and Detroit (45-24) and Chicago (36-7) on the road.

The Patriots are 7-1 against the NFC East in the regular season since realignment in 2002. The Patriots only loss was a 20-17 defeat at Washington in 2003. The Patriots have squared off against the NFC East in two seasons, finishing 3-1 in 2003 and 4-0 in 2007. In addition to this week's game against Dallas, the Patriots will host the New York Giants on Nov. 6 and travel to Philadelphia on Nov. 27 and Washington on Dec. 11.



# PATRIOTS VS. COWBOYS

## BRADY AGAINST THE NFC AND NFC EAST

- Brady is 7-1 all-time against the NFC East with his only loss coming in 2003 game against the Washington Redskins.
- Brady is 16-2 at home against the NFC overall, and 15-1 at Gillette Stadium against the NFC. His only loss at Gillette Stadium was the 28-10 loss on Oct. 13, 2002 to Green Bay.
- Brady is 31-5 against the NFC overall in the regular season.

## CONNECTIONS

### NEW ENGLAND TIES

- **LB Alex Albright** was signed as an undrafted free agent out of Boston College in 2011.

### DALLAS AND TEXAS TIES

- Patriots **QB Ryan Mallet** graduated from Texas High School in Texarkana, Texas which is three hours away from Dallas. Mallet was named Gatorade High School Player of the Year in Texas in 2006.
- **WR Wes Welker** attended Texas Tech University from 2001-2004.
- Rookie **OL Kyle Hix** attended the University of Texas and was signed as a free agent on July 27, 2011.
- **T Marcus Cannon** was drafted in the 5<sup>th</sup> round (138<sup>th</sup> overall) out of Texas Christian in the 2011 draft.
- **G Brian Waters** attended the University of North Texas from 1995-1999.
- **T Sebastian Vollmer** went to the University of Houston from 2005-2008 and was drafted in the 2<sup>nd</sup> round (58<sup>th</sup> overall) in the 2009 draft.

### FORMER NFL TEAMMATES

- Patriots **DE Shaun Ellis**, **DB James Ihedigbo**, and **RB Danny Woodhead** all played alongside **DE Kenyon Coleman** and **S Abram Elam** with the New York Jets.
- **DE Andre Carter** suited up with **G Derrick Dockery** for the Washington Redskins in 2006.
- Dallas backup **QB Jon Kitna** has 17 career touchdown passes to **WR Chad Ochocinco** during the duo's tenure at Cincinnati. Ochocinco's first career touchdown reception came from Kitna in 2001 against the San Diego Chargers in Week 3 of the season.
- **DE Andre Carter** teamed up with **G Kyle Kosier** for three seasons with the San Francisco 49ers from 2002-2004.
- **LB Tracy White** played with **P Mat McBrair** (Seattle Seahawks '03), **S Gerald Sensabaugh** (Jacksonville Jaguars '05), and **CB Frank Walker** (Green Bay Packers '07).
- **G Dan Connolly** also played with **S Gerald Sensabaugh** with the Jacksonville Jaguars during the 2006 season.

### FORMER COLLEGE TEAMMATES

- **DE Ron Brace** played together with Dallas rookie **LB Alex Albright** at Boston College for two seasons (2007-2008).
- **WR Matthew Slater** teamed up with **K Kai Forbath** at UCLA. Slater played alongside the kicker during the 2007 season.
- **WR Kevin Ogletree** and **TE John Phillips** played with Patriots' **LS Danny Aiken** at the University of Virginia from 2008-2009.
- Cowboys' **TE Jason Witten**, who played DE in college, teamed up with **DT/DE Albert Haynesworth** and **DE Shaun Ellis** at the University of Tennessee to form a future all-star front. Ellis was drafted in the 2000 draft (12<sup>th</sup> overall), Haynesworth selected in the 2002 draft (15<sup>th</sup> overall), and Witten (69<sup>th</sup> overall) in the 2003 draft. The trio has tallied 11 Pro-Bowl appearances to date.
- **RB Kevin Faulk** played with **S Bradie James** at LSU during the 1999 season. James was a true freshman during the 1999 season. Faulk holds nine school records at LSU.

## NFL'S BEST AT HOME

Since their state-of-the-art facility opened at the beginning of the 2002 season, the Patriots own the NFL's best record at home overall.

### BEST HOME RECORDS SINCE 2002

Team	W	L	T	Pct.
<b>New England</b>	<b>69</b>	<b>14</b>	<b>0</b>	<b>.831</b>
Indianapolis	63	21	0	.750
Pittsburgh	59	22	1	.726
Baltimore	55	21	0	.723
San Diego	55	25	0	.688
Seattle	54	27	0	.667
Philadelphia	52	30	0	.634

## PATRIOTS ARE SHARP AT GILLETTE

The Patriots have now won 19 straight regular season home games dating back to a 47-7 win over Arizona on Dec. 21, 2008. The Patriots own an overall record of 62-12 (.838) at Gillette Stadium in regular season games. Since their state-of-the-art facility opened at the beginning of the 2002 season, the Patriots own the NFL's best record at home all-time.

### The teams with the highest winning percentage at a stadium since 1970 (minimum 25 games):

Team	Stadium	W-L-T	WIN PCT.
<b>New England</b>	<b>Gillette Stadium</b>	<b>62-12</b>	<b>.838</b>
Miami	Orange Bowl	101-22-1	.819
Pittsburgh	Heinz Field	60-21-1	.738
Minnesota	Metropolitan Stadium	64-23-1	.733
LA Rams	Memorial Coliseum	53-20-2	.726

### LONGEST HOME WINNING STREAK / PATRIOTS HISTORY (REG. SEASON)

Streak	First Win	Last Win
<b>19</b>	<b>Dec. 12, 2008</b>	<b>Oct. 9, 2011*</b>
18	Dec. 29, 2002	Sept. 8, 2005
12	Nov. 26, 2006	Sept. 7, 2008
10	Sept. 18, 1976	Oct. 30, 1977

\*-Active Streak

## THIS WEEK IN PATRIOTS HISTORY

### OCTOBER 13 – OCTOBER 20

**Oct. 13, 1985—** Patriots cornerback Raymond Clayborn established a new team record for consecutive starts when he started his 111<sup>th</sup> straight game. Clayborn celebrated the record-setting day by scoring his first professional touchdown on a 27-yard interception return in a 14-3 victory over Buffalo.

**Oct. 20, 1996—** The Patriots beat Indianapolis, 27-9, at the RCA Dome. It started a string of eight wins in their final 10 games as the Patriots advanced to Super Bowl XXXI.

**Oct. 14, 2001—** The Patriots rallied from a 26-16 deficit with less than five minutes to go in the game to post a 29-26 overtime win against San Diego at Foxboro Stadium. The win was the first in a series of 10 wins in 12 games en route to an 11-5 record in the Patriots' first championship season.

**Oct. 19, 2003—** The Patriots defeated the Miami Dolphins in overtime on the road by a 19-13 score. An 82-yard touchdown pass from Tom Brady to Troy Brown provided the dramatic finish.

**Oct. 14, 2007—** The 5-0 Patriots defeated the 5-0 Dallas Cowboys 48-27 at Texas Stadium. The game was just the fifth in NFL history between two unbeaten teams with five or more wins. The Patriots had their highest point total in 23 years.

**Oct. 18, 2009 –** The Patriots set a team record for points in a game with a 59-0 victory over Tennessee in snowy conditions at Gillette Stadium. Tom Brady, who finished with six touchdowns overall, set an NFL record with five in the first half.





# PATRIOTS 2011 TEAM NOTES

## WHAT TO LOOK FOR IN 2011

The Patriots own an overall record of 62-12 (.838) at Gillette Stadium in regular season games. Since their state-of-the-art facility opened at the beginning of the 2002 season, the Patriots own the NFL's best record at home.

### RECORD SETTING PACE

**QUALIFIER** — Five games into the season, a number of Patriots players are on pace for record-breaking seasons. While we know these won't be realistic projections, it is fun to look at what the numbers would be if they continued at this pace.

### TOM BRADY

- Tom Brady (1,874) is on pace to throw for 5,997 yards. Only two NFL players have thrown for 5,000 or more yards in a season with Dan Marino's NFL record 5,084 in 1984 and Drew Brees' 5,069 in 2008.
- Brady has 14 touchdowns, putting him on pace for 45 touchdown passes, which would be his second season with 40 or more touchdowns. He had an NFL-record 50 touchdowns in 2007.
- Brady currently has an NFL record of 30 straight wins as a starter in the regular season at home. The last time the Patriots lost a regular season home game which Brady started was on Nov. 12, 2006 against the New York Jets.
- Brady has a current streak of 21 straight games with at least one touchdown pass, a Patriots team record.
- Brady has 115 wins as a starter and needs two more wins to tie Joe Montana (117) for 7<sup>th</sup> all-time.

### JULIAN EDELMAN

- Julian Edelman has the highest punt return average in Patriots history with a 13.6-yard average (36-489).

### BENJARVUS GREEN-ELLIS

- BenJarvus Green-Ellis has 18 touchdown runs since the beginning of the 2010 season, the most in the NFL. Houston's Arian Foster is second with 17.

### ROB GRONKOWSKI

- Rob Gronkowski has five touchdowns so far in 2011, putting him on pace for 16 for the year. The NFL record for most touchdowns in a season by a tight end is 13 by Vernon Davis (SF) in 2009 and Antonio Gates (SD) in 2004. Gronkowski last season set the franchise record for touchdowns by a rookie tight end with 10.
- Gronkowski has 15 touchdown catches in 21 career NFL games.

### WES WELKER

- Wes Welker has 45 receptions through four weeks and is on pace for 144, which would break Marvin Harrison's single season record of 143, set in 2002.
- Welker has 740 receiving yards and is on pace for 2,368, which would break Jerry Rice's record of 1,848 set in 1995.
- Wes Welker had a career-high 217 receiving yards to set a franchise record (09/25/11) at Buffalo, breaking the previous record set by Terry Glenn with 214 receiving yards.
- Welker has a streak of 66 straight regular season games with at least one reception as a member of the Patriots to extend a franchise record. TE Ben Coates held the previous mark with 63 straight games.
- Welker has caught at least one pass in 83 straight regular season games in his NFL career.
- Welker is tied with six other NFL players as the only players in NFL history to have at least eight receptions, 150 yards and at least one touchdown three times in a single season.

### VINCE WILFORK

- Vince Wilfork has two interceptions so far in 2011 and is one of four Patriots defensive lineman to ever register two career interceptions. Anthony Pleasant (2001) is the only other Patriots defensive lineman to record two interceptions in a single season.

## WHAT TO LOOK FOR IN 2011 (CONTINUED)

- The Patriots currently have 165 points and are on pace to finish with 528 points, which would be second in team history and fifth all-time in NFL history. The 2007 Patriots have the record with 587.
- The Patriots are averaging 33.0 points per game in 2011. That number would be second all-time in team history. In 2007, the Patriots averaged 36.8 points per game.
- The Patriots have scored 30 or more points in 13 straight games. The NFL record is 14 by St. Louis (1999-2000).

## NEWLY ACQUIRED PATRIOTS

The Patriots acquired WR Chad Ochocinco, DE Albert Haynesworth, DE Shaun Ellis, DE Andre Carter and G Brian Waters. Below are some of their thoughts on joining the Patriots:

**From Ochocinco:** "It's everything; not just what you see on the field, it's how we work in meetings. Every little thing has to be right or you're getting ripped. Everybody gets ripped, even Tom [Brady], me, everybody....I love it. They expect perfection. You don't hear the coaches saying, 'Good play.' That's what you're supposed to do."

**From Haynesworth:** "The expectations here, the way things are run, this is how it's supposed to be."

**From Ellis:** "The first thing that comes to mind is winning, you know, championships. I don't have one and I want to get one before it's all said and done. This is the best opportunity for me to do it and I joined. I'm ready to get in line with the rest of the guys and play my role."

**From Carter:** "First and foremost, they do things the right way. It's about accountability. You take accountability for yourself, you take accountability as a team. It's about playing as one. It's about not having any egos. Leave your egos at the door. That's one thing this team does well. They all play together well."

**From Waters:** "Actually, I had numerous phone calls. It was just about finding the situation that was best for me. This was a great organization, so why not? Their record speaks for itself. This is a football team that's a contender year in and year out. I had the opportunity to be around the staff and a number of players [during five Pro Bowl appearances] and had the opportunity to spend some time with [owner] Mr. [Robert] Kraft during the offseason [labor negotiations]. It seemed like a perfect fit for me."

## NFL'S BEST ROAD WARRIORS

Since the start of the 2000 season, the Patriots have the second best regular-season road record at 59-32, behind only Indianapolis (59-31).

TEAM	RECORD	PCT.
Indianapolis	59-31	.656
<b>New England</b>	<b>59-32</b>	<b>.648</b>
Philadelphia	58-32-1	.643
Pittsburgh	54-37	.593

## 2011 TEAM CAPTAINS

The New England Patriots announced their 2011 team captains. Quarterback Tom Brady and G Logan Mankins will serve as offensive captains. Nose tackle Vince Wilfork, LB Jerod Mayo and CB Devin McCourty will serve as defensive captains. Wide receiver Matthew Slater will serve as special teams captain. The Patriots' 2011 captains were elected by their teammates.

On offense, Brady will serve as an offensive captain for the ninth straight season, having first been elected in 2002. Mankins, who is in his seventh season with New England after joining the team as a first round draft choice in 2005, will serve as a captain for the first time. On defense, Wilfork is a captain for the fourth straight season, while Mayo will serve as a captain for the third straight year. Slater will serve as the Patriots' special teams captain for the first time. A special teams standout, Slater led the Patriots with a career-high 21 special teams tackles in 2010.



# PATRIOTS 2011 TEAM NOTES

## TOM BRADY AND WES WELKER BECOME THE 12<sup>TH</sup> TO SCORE ON A 99-YARD PASS PLAY

Tom Brady connected with Wes Welker on a 99-yard touchdown in the fourth quarter of the 2011 season-opener at Miami (9/12). The 99-yard play tied the NFL record for the longest offensive play, which has been accomplished 13 times. There have been 12 pass plays and one running play for 99 yards. Listed below are the 13 99-yard plays.

### (12) 99-YARD PASS PLAYS

Frank Filchock to Andy Farkas, Wash. vs. Pitt. – Oct. 15, 1939  
George Izo to Bobby Mitchell, Wash. vs. Cle. – Sept. 15, 1963  
Karl Sweetan to Pat Studstill, Det. vs. Balt. – Oct. 16, 1966  
Sonny Jurgensen to Gerry Allen, Wash. vs. Chic. – Sept. 15, 1968  
Jim Plunkett to Cliff Branch, LA Raiders vs. Wash. – Oct. 2, 1983  
Ron Jaworski to Mike Quick, Phil. vs. Atl. – Nov. 10, 1985  
Stan Humphries to Tony Martin, SD. vs. Sea.. -Sept. 18, 1994  
Brett Favre to Robert Brooks, GB vs. Chic. – Sept. 11, 1995  
Trent Green to Marc Boerigter, KC vs. SD. – Dec. 22, 2002  
Jeff Garcia to Andre Davis, Cle. vs. Cin. – Oct. 17, 2004  
Gus Ferrotte to Bernard Berrian, Minn. Vs. Chi. – Nov. 30, 2008

**Tom Brady to Wes Welker, NE vs. Mia. – Sept. 12, 2011**

### (1) 99-YARD RUN PLAYS

Tony Dorsett, Dal. vs. Minn.- Jan. 3, 1983

## PATRIOTS SET FRANCHISE RECORD WITH 622 TOTAL YARDS IN 2011 OPENER

The Patriots 622 total yards at Miami (9/12) is a franchise record. The previous high was 619 yards vs. Tennessee on Oct. 18, 2009. The Patriots now have two games in their history with 600 or more total yards.

## TWO STRAIGHT WEEKS WITH THREE PLAYERS WITH SEVEN OR MORE CATCHES

The win over San Diego (9/18) marked the second straight week and first time ever in back-to-back games that the Patriots have had three players with seven or more receptions. Against the Chargers, Deion Branch (8), Wes Welker (7), and Aaron Hernandez (7) all eclipsed the 7-catch mark. In the season opener at Miami (9/12), Welker (8), Branch (7), and Hernandez (7) also accomplished the feat. Prior to the opener, the last time New England had three players with seven or more catches in the same game was on Nov. 13, 2008, when Benjamin Watson (8), Wes Welker (7), and Jabar Gaffney (7) did it.

## PATRIOTS FORCE TURNOVERS

The Patriots lead the NFL with a +109 turnover margin since the 1994 season, including a league-leading and franchise record +28 in 2010.

### NFL TURNOVER MARGIN SINCE 1994

Rank	Team	Turnover Margin
1.	New England	+109
2.	Kansas City	+99
3.	Pittsburgh	+61

## 13 STRAIGHT GAMES WITH 30 POINTS IS SECOND BEST IN NFL HISTORY

The Patriots set a team record with their 10th straight regular season game with 30 or more points dating back to Nov. 14 of last season with a 39-26 win at Pittsburgh following the 35-21 win vs. San Diego (9/18) and extended the streak to 13 games after the 30-21 win vs. the New York Jets last week. The Patriots' previous team record for consecutive games with 30 or more points was nine straight games from the last game of the 2006 regular season and the first eight games of the 2007 season. The Patriots' current streak of 13 straight games with 30 or more points is second in NFL history to the 14 straight games by the St. Louis Rams (1999-2000). The Patriots are now 65-3 when scoring 30 or more points under head coach Bill Belichick.

## PATRIOTS ON THE POINT IN 2011

The Patriots currently have 165 points and are on pace to finish with 528 points, which would be second in team history and fifth all-time in NFL history.

### MOST POINTS SCORED IN A SEASON BY THE PATRIOTS

589 in 2007  
518 in 2010  
441 in 1980

### MOST POINTS IN A SEASON / NFL HISTORY

Team	Year	Pts
New England	2007	589
Minnesota	1998	556
Washington	1983	541
St. Louis	2000	540
St. Louis	1999	526
Indianapolis	2004	522
New England	2010	518

## PATRIOTS ON THE POINT PART 2

The Patriots are averaging 33.0 points per game in 2011. That number would be second all-time in team history.

### HIGHEST AVG. POINTS PER GAME BY THE PATRIOTS

36.8 in 2007  
32.4 in 2010  
29.5 in 1961

## PATRIOTS SCORE TOUCHDOWNS

The Patriots have scored 20 touchdowns so far in 2011, a pace that would give the Patriots 64 for the year. That number would be third in team history.

### MOST TOUCHDOWNS IN A SEASON / PATRIOTS

75 in 2007  
65 in 2010  
52 in 1961 and 1980

### MOST TOUCHDOWNS IN A SEASON / NFL HISTORY

Team	Year	TD
New England	2007	75
Miami	1984	70
St. Louis	2000	67
Houston Oilers	1961	66
Indianapolis	2004	66
San Francisco	1994	66
St. Louis	1999	66
New England	2010	65

## DIVISIONAL DOMINANCE

The New England Patriots own a 50-15 (.769) record in regular season AFC East games since the beginning of the 2001 season, compiling the best intra-division record of any team in the NFL.

### NFL'S TOP DIVISIONAL RECORDS SINCE 2001

Team	W	L	T	Pct.
New England Patriots	50	15	0	.769
Indianapolis Colts	45	18	0	.714
Pittsburgh Steelers	46	19	0	.708
Green Bay Packers	43	20	0	.683

### AFC EAST DIVISIONAL RECORDS SINCE 2001

Team	W	L	T	Pct.	Div. Titles	Years
New England	50	15	0	.769	8	2001, 03-07, 09-10
New York Jets	31	32	0	.492	1	2002
Miami	26	37	0	.413	1	2008
Buffalo	21	42	0	.333	0	---

**NOTES:** The Indianapolis Colts were members of the AFC East in 2001 and compiled a 3-5 divisional record that season. In 2002, the Patriots and Jets both finished with a 9-7 overall record and a 4-2 divisional record, but the Jets claimed the division title by virtue of having a better record against common opponents. In 2008, the Patriots and Dolphins both finished with an 11-5 overall record and a 4-2 divisional record, but Miami qualified for the playoffs due to a better conference record (8-4 to 7-5).



# LAST GAME: PATRIOTS VS. JETS

## PATRIOTS 30, NEW YORK JETS 21

October 9, 2011 ★ Gillette Stadium

	1	2	3	4	Final
New York Jets	0	7	7	7	— 21
New England Patriots	7	3	14	6	— 30

The New England Patriots won their 19th straight game at home behind a career-high 136 yards rushing by RB BenJarvus Green-Ellis that included two touchdown runs in a 30-21 win against the New York Jets.

Tom Brady was strong again, completing 24-of-33 passes for 321 yards with a touchdown as the Patriots scored 30 or more points for the 13<sup>th</sup> straight game. Wes Welker had his third straight 100-yard receiving game after finishing with five receptions for 124 yards.

New England never trailed after scoring the game's first 10 points and leading 10-7 at halftime.

Trailing 27-14 in the fourth quarter, the Jets staged a comeback effort with an 85-yard touchdown drive to make it 27-21, but the Patriots answered on the next series with a 13-play, 69-yard drive that took 13:58 off the clock and ended with a field goal for a 30-21 lead with 1:02 remaining in regulation.

With a 10-7 lead to open the second half, Brady connected with Welker on a 73-yard gain and three plays later Brady connected with WR Deion Branch on a 2-yard touchdown for a 17-7 lead. The Jets returned the ensuing kickoff 88 yards to set up a 9-yard touchdown pass from QB Mark Sanchez to WR Jeremy Kerley to cut the lead to 17-14.

Green-Ellis added his second touchdown run at the end of the third quarter to finish an 11-play, 77-yard drive and Gostkowski added a 24-yard field goal early in the fourth quarter for a 27-14 lead.

The Patriots defense forced the Jets' offense into seven three-and-outs in 12 possessions, including the first four drives of the game to help take a 10-0 lead. The Jets did not get a first down until 10:27 remaining in the second quarter.

After the Jets executed a 13-play, 78-yard touchdown drive, the Patriots got the ball back with 3:17 to play in the first half and reached the Jets 11-yard line before a Brady pass intended for TE Aaron Hernandez was intercepted by CB Antonio Crummit to end the drive as time expired in the first half. It was the first regular season red zone interception at home in Brady's career.

The Patriots defense held the Jets to just 14 first downs and only 166 yards passing.

### 13 STRAIGHT GAMES WITH 30 OR MORE POINTS RANKS SECOND IN NFL HISTORY

The Patriots scored 30 points, marking their 13th straight game with 30 or more points. The Patriots' current streak of 13 straight games with 30 or more points is second in NFL history to the 14 straight games by the St. Louis Rams (1999-2000).

### GREEN-ELLIS SETS SINGLE-GAME CAREER HIGH WITH 136 RUSHING YARDS

BenJarvus Green-Ellis had a career-best 136 rushing yards on 27 carries (5.0 avg.), two of which were touchdown runs. Green-Ellis's 136 rushing yards are the most for a Patriots player since Oct. 20, 2008, when Sammy Morris had 138 rushing yards in a 41-7 Patriots victory over the Denver Broncos. Green-Ellis' previous best was 112 yards rushing vs. Minnesota (10/31/10).

### GREEN-ELLIS HAS MORE RUSHING TOUCHDOWNS SINCE 2010 THAN ANY OTHER NFL PLAYER

Since the beginning of the 2010 season, Green-Ellis has 18 touchdown runs. Green-Ellis's total of 18 touchdowns since the beginning of 2010 is the most in the NFL. Houston's Arian Foster is second with 17. With two touchdowns against the Jets, Green-Ellis now has five touchdowns in 2011. He had a career-high 13 last season.

### BRADY GOES OVER 300 YARDS FOR THE 38<sup>TH</sup> TIME IN HIS CAREER

Tom Brady threw for 321 yards today for his 38th career 300-yard passing game. Brady's total of 38 career 300-yard passing games ranks third among active NFL quarterbacks, behind NFL-leader Peyton Manning (63) and Drew Brees (48). The Patriots are now 33-5 when Brady throws for 300 or more yards. The Jets game was Brady's fourth 300 yard game of the 2011 season. His single-season best was eight 300 yard games in 2007.

### GREEN-ELLIS RECORDS HIS 22<sup>ND</sup> AND 23<sup>RD</sup> CAREER RUSHING TOUCHDOWNS

RB BenJarvus Green-Ellis had two touchdowns for his fourth career two-touchdown game and first of the 2011 season. Green-Ellis scored on a 3-yard touchdown run in the first quarter for his 22nd career rushing touchdown to take sole possession of eighth place on the Patriots all-time rushing list. He was tied with Laurence Maroney and Antowain Smith with 21. He added a 3-yard run in the third quarter for his 23rd and is now tied with Don Calhoun for seventh on the all-time list. Curtis Martin and Tony Collins are tied for fifth with 32 rushing touchdowns.

### GREEN-ELLIS GOES OVER 100 YARDS

Green-Ellis had his fourth 100-yard game and the first of the 2011 season after finishing with 136 yards on 27 carries. It is the second time in his career that he has finished with 100 yards rushing and two touchdowns. His first such game was on Oct. 31, 2010 when he had 112 yards rushing and two touchdowns in a win vs. Minnesota.

### WELKER SETS NFL RECORD FOR MOST RECEIVING YARDS IN FIRST FIVE GAMES

Wes Welker had five receptions for 124 yards and now has 45 receptions for 740 yards through five games this season. Welker's 740 receiving yards are the most in NFL history for any player through the first five games of the season. Welker's 45 receptions through five games are the second highest total in NFL history for the first five games of the season, trailing only Cincinnati's TJ Houshmandzadeh's 47 receptions through the first five games of the 2007 season.

### WELKER'S 73-YARD RECEPTION IS SECOND LONGEST OF HIS CAREER

Welker had a 73-yard reception in the third quarter, recording the second longest reception of his career. Welker's 73-yarder is second to the 99-yard touchdown reception he had at Miami (9/12) in the 2011 season opener.

### WELKER RECORDS THIRD STRAIGHT 100-YARD RECEIVING GAME

Wes Welker's 124 receiving yards marked his third straight game with 100 or more receiving yards. Welker has broken the 100-yard receiving mark four times in five games this season. The Patriots team record for most consecutive 100-yard receiving games is four (Randy Moss, 2007). The Jets game was Welker's 19th career 100-yard receiving game and his fourth of the season. Welker had a career-high of six 100-yard receiving games in 2009.

### GOSTKOWSKI HAS HIS 32<sup>ND</sup> AND 33<sup>RD</sup> STRAIGHT FOURTH QUARTER FIELD GOALS

Stephen Gostkowski kicked two fourth-quarter field goals, raising his streak to 33 consecutive successful fourth-quarter field goals. In his career, Gostkowski is 34 of 35 overall in fourth quarter field goals. His only fourth-quarter miss was in his second career game when he had a 29-yard try blocked at the Jets (9/17/06).

### PATRIOTS ARE 5-0 AT HOME IN THROWBACKS

The Patriots are now 5-0 when wearing throwback uniforms at home. New England has worn uniforms featuring the old "Pat Patriot" logo at home five times since switching to the current logo in 1993.



# INSIDE THE NUMBERS

## BY THE NUMBERS

2

The number of games where the Patriots had three players with seven or more receptions: at Miami (9/12) and vs. San Diego (9/18).

2

The number of 2011 draft picks that were in the opening day starting lineup after T Nate Solder started at right tackle and S Ras-I Dowling started at cornerback.

2

The number of interceptions by Vince Wilfork in 2011. Anthony Pleasant (2001) is the only other Patriots defensive lineman to record two interceptions in the same season.

5

The number of touchdown catches by TE Rob Gronkowski in 2011. He is on pace for 16, which would be an NFL record.

7.15

The number of receptions that Wes Welker is averaging during his Patriots career with 477 receptions in 66 games, best in franchise history.

5.38

The average yards per carry by Danny Woodhead during his Patriots career (123 att. for 662 yards), the best average among any Patriots player with at least 100 rushing attempts.

10

The number of career 100-yard receiving games by Deion Branch after he finished with 8 receptions for 129 yards in the win vs. San Diego (9/18).

13

The number of consecutive games that the Patriots have scored 30 or more points, dating back to last season. That active streak is a franchise record.

18

The number of rushing touchdowns by BenJarvus Green-Ellis since the start of the 2010 season, the most in the NFL.

19

The number of 10-tackle games by LB Jerod Mayo after he finished with a team-high 11 total tackles vs. San Diego (9/18).

622

The number of total yards by the Patriots in the win at Miami in the season opener, a franchise record. The previous best was 619 yards vs. Tennessee (10/18/09).

740

The number of receiving yards by Wes Welker after five games, the most yards in the first five games in NFL history. In 2010, Welker led the Patriots with 848 total yards to finish 11<sup>th</sup> in the AFC.

## TOM BRADY BY THE NUMBERS

1

The number of NFL quarterbacks that followed a 500-yard performance with a 400-yard performance after Brady had back-to-back games with 517 yards and 423 yards.

6

The number of times that Brady has finished a season with 25 or more touchdowns. He is the sixth QB in NFL history to have 25 or more touchdown passes in at least six different seasons.

8

The number of times Tom Brady has passed for 3,000 or more yards in a season, a franchise record for most 3,000-yard seasons. He finished the season with 3,900 yards.

11

The number of times an NFL quarterback has thrown for 500 or more yards after Brady threw for 517 in the 2011 opener at Miami.

19

The number of times Tom Brady has earned AFC Offensive Player of the Week honors. He earned the award in each of the first two weeks of the 2011 season.

## TOM BRADY BY THE NUMBERS

18

The number of NFL quarterbacks that have reached 35,000 yards after Brady (36,618) reached the milestone at Miami.

30

The number of consecutive regular-season starts that Tom Brady has won at Gillette Stadium, extending an NFL record for most consecutive home wins by a starting quarterback in the regular-season.

36

The number of touchdown passes thrown by Brady in 2010 to lead the NFL. He is one of just 13 players since the 1970 merger to have at least two 30 touchdown seasons. He set an NFL record with 50 in 2007.

38

The number of regular season 300-yard passing games by Tom Brady, a team record. He is in 9<sup>th</sup> place for the most 300-yard games in NFL history.

86

The number of times that Brady has thrown two or more touchdowns in a game. The Patriots are 73-13 when he throws for two or more touchdowns.

115

The number of wins that Brady has as a starting quarterback. He reached the 100-win milestone in the fewest number of starts (131) among all quarterbacks in the modern era.

1,327

The number of passing yards Brady had in the first three games (517, 423 and 387). Brady's 1,327 yards set the NFL mark for the most passing yards ever in a three-game stretch.

## THE KRAFT ERA

3

The number of Super Bowl championships the Patriots have won since Robert Kraft purchased the team in 1994. That mark is the highest total in the NFL over that span. Only Denver (2; 1997 and 1998) and Pittsburgh (2; 2005 and 2008) have won multiple Super Bowl titles since 1994.

5

The number of conference championships the Patriots have won since Robert Kraft purchased the team in 1994. That mark is the highest total in the NFL over that span. Pittsburgh is second with three conference titles since 1994.

10

The number of division championships won by the Patriots since Kraft purchased the team in 1994.

12

The number of playoff seasons earned by the Patriots in the 17 seasons since Robert Kraft purchased the team.

17

The number of playoff games the Patriots have won since Robert Kraft purchased the team in 1994. That mark is the highest total in the NFL over that span. Pittsburgh ranks second with 15 playoff wins over that span.

26

The number of playoff games the Patriots have appeared in since 1994. The mark is tied with Pittsburgh for the most playoff games during that time period.

## THE BELICHICK ERA

4

Bill Belichick is one of just four coaches to win three championships since the Super Bowl era began. Belichick joins three members of the Pro Football Hall of Fame in the exclusive club (Chuck Noll 4, Joe Gibbs 3 and Bill Walsh 3). Belichick is the only coach to win three Super Bowls in the post-1993 salary cap era and the only one to ever win three in four years.

181

Bill Belichick has 181 career victories as a head coach, including playoff games. Belichick is in sole possession of 10<sup>th</sup> place in all-time coaching victories.





# ROBERT KRAFT NEWS & NOTES

Since Robert Kraft purchased the team in 1994, the Patriots have experienced one of the most dramatic turnarounds in the history of sports. Now in his 18th season of ownership, Kraft has transformed one of the league's least successful clubs into what many observers view as a model NFL franchise. In the five seasons immediately preceding his purchase (1989-93), the Patriots were a moribund team, winning just 19 of 80 games (.311 pct.) and recording the worst record in the NFL over that span. When he bought the franchise on Jan. 21, 1994, Kraft announced his intention to bring a championship to New England, a tall order considering the team's previous success rate. But under Kraft's leadership, the Patriots have won more division titles (10), conference crowns (5) and Super Bowl championships (3) than any other NFL team. The Patriots have made five Super Bowl appearances since Kraft purchased the team, a period during which no other NFL franchise has earned more than three berths.



	<b>Pre-Kraft 1960-93</b>	<b>1989-93</b>	<b>Kraft Era 1994-10</b>
Overall Record	225-276-9	19-61	201-102
Winning Pct.	.450	.311	.663
Super Bowl Titles	0	0	3
Conference Titles	1	0	5
Division Titles	3	0	10
Playoff Seasons	6	0	12
Playoff Record	4-6	--	17-9
Home Playoff Games	1	0	13
Home Playoff Record	0-1	--	11-2

## A CHAMPIONSHIP TRADITION

The Patriots, the Los Angeles Lakers and the San Antonio Spurs are the only teams from the four major professional sports leagues to have won at least three titles since 2001.

### MULTIPLE LEAGUE CHAMPIONSHIPS SINCE 2001

Team	League	Titles
Los Angeles Lakers.....	NBA.....	4
<b>New England Patriots.....</b>	<b>NFL.....</b>	<b>3</b>
San Antonio Spurs.....	NBA.....	3

### CHAMPIONSHIP GAME/SERIES APPEARANCES SINCE 1994

Team	League	Appearances
New York Yankees.....	MLB.....	7
Los Angeles Lakers.....	NBA.....	7
Detroit Red Wings.....	NHL.....	6
<b>New England Patriots.....</b>	<b>NFL.....</b>	<b>5</b>
Pittsburgh Steelers.....	NFL.....	4
San Antonio Spurs.....	NBA.....	4
New Jersey Devils.....	NHL.....	4

## SELLOUT STREAK

In the early 1990s, the Patriots seemed destined for relocation until Robert Kraft's purchase of the team rejuvenated local interest. In 1991, the season ticket base was just 17,635, barely enough to support the club. Now, the season-ticket base stands at a capped total of approximately 62,000 and more than 50,000 fans are on a season ticket waiting list. The Patriots have sold out 185 consecutive home games, including playoff and preseason games (dating back to the 1994 season opener).

### SINCE ROBERT KRAFT PURCHASED THE TEAM IN 1994...

#### TOTAL VICTORIES SINCE 1994 (Regular Season)

<b>New England Patriots.....</b>	<b>184</b>
Pittsburgh Steelers.....	175
Green Bay Packers.....	175
Indianapolis Colts.....	170

#### TOTAL VICTORIES SINCE 1994 (Incl. Postseason)

<b>New England Patriots.....</b>	<b>201</b>
Pittsburgh Steelers.....	192
Green Bay Packers.....	190
Indianapolis Colts.....	181
Philadelphia Eagles.....	166
Denver Broncos.....	166

### WINNING PERCENTAGE SINCE 1994 (Incl. Postseason)

Team	W	L	T	Pct.
<b>New England Patriots.....</b>	<b>201</b>	<b>102</b>	<b>0</b>	<b>.663</b>
Pittsburgh Steelers.....	192	110	1	.635
Green Bay Packers.....	190	112	0	.629
Indianapolis Colts.....	181	119	0	.603
Denver Broncos.....	166	124	0	.572
Philadelphia Eagles.....	166	131	2	.559
Minnesota Vikings.....	158	134	0	.541

### SUPER BOWL CHAMPIONSHIPS SINCE 1994

<b>New England Patriots.....</b>	<b>3</b>
Green Bay.....	2
Pittsburgh Steelers.....	2
Denver Broncos.....	2
8 Teams.....	1

### CONFERENCE CHAMPIONSHIPS SINCE 1994

<b>New England Patriots.....</b>	<b>5</b>
Pittsburgh Steelers.....	4
Green Bay Packers.....	3
Denver Broncos.....	2
St. Louis Rams.....	2
Indianapolis Colts.....	2
New York Giants.....	2
14 Teams.....	1

### PLAYOFF VICTORIES SINCE 1994

<b>New England Patriots.....</b>	<b>17</b>
Pittsburgh Steelers.....	17
Green Bay Packers.....	15
Philadelphia Eagles.....	11
Indianapolis Colts.....	11

### PLAYOFF GAMES PLAYED SINCE 1994

<b>New England Patriots.....</b>	<b>26</b>
Pittsburgh Steelers.....	26
Green Bay Packers.....	25
Indianapolis Colts.....	23
Philadelphia Eagles.....	22
Denver Broncos.....	13
San Francisco 49ers.....	13

### PLAYOFF SEASONS SINCE 1994

<b>New England Patriots.....</b>	<b>12</b>
Green Bay Packers.....	12
Philadelphia Eagles.....	11
Pittsburgh Steelers.....	11
Dallas Cowboys.....	9

### PLAYOFF WINNING PERCENTAGE SINCE 1994

Team	W	L	Pct.
<b>New England Patriots.....</b>	<b>17</b>	<b>9</b>	<b>.654</b>
Pittsburgh Steelers.....	17	9	.654
New Orleans Saints.....	5	3	.625
Arizona Cardinals.....	5	3	.625
Denver Broncos.....	8	5	.615
Green Bay Packers.....	15	10	.600
Baltimore Ravens.....	9	6	.600
Carolina Panthers.....	6	4	.600

### HOME PLAYOFF WINS SINCE 1994

Pittsburgh Steelers.....	12
<b>New England Patriots.....</b>	<b>11</b>
Philadelphia Eagles.....	8
Green Bay Packers.....	8

## KEY TO LOCKOUT'S END

Robert Kraft played a key role in helping reach a deal with the NFL players that ended the lockout. At the press conference to announce the agreement, Indianapolis Colts C Jeff Saturday commented on Kraft's role in the negotiations, "Without him, this deal does not get done. He is a man who helped us save football and we're so [grateful] for that. We're [grateful] for his family and for the opportunity he presented to get this deal done."





# BILL BELICHICK NEWS & NOTES

## THE HEAD COACH

**Overall Record:** 181-101 (.642)

**Regular Season:** 166-95 (.636)

**Postseason:** 15-6 (.714)


**With Patriots overall:** 144-56 (.720)

**Super Bowl Titles:** 5 (86, 90, 01, 03, 04)

**Conf. Titles:** 7 (86, 90, 96, 01, 03, 04, 07)

**Division Titles:** 15 (75, 78, 86, 89, 90, 96, 98, 01, 03, 04, 05, 06, 07, 09, 10)

Bill Belichick is the only head coach in NFL history to win three Super Bowl titles in a four-year span. He has won more regular season games (121) and more games overall (135) during a 10-year stretch (2001-2010) than any other coach in NFL History. In the 2007 season, Belichick led the Patriots to the fourth undefeated and untied regular season and the first since the NFL established a 16-game schedule in 1978.



## BELICHICK LEADS TEAM TO 10<sup>TH</sup> STRAIGHT WINNING RECORD

Bill Belichick has led the Patriots to a winning record for 10 consecutive seasons (2001-2010). The only other NFL coach to have at least 10 consecutive winning seasons with one team since the 1970 merger was Tom Landry, who led the Dallas Cowboys to 16 consecutive winning seasons (1970-1985).

## BELICHICK LEADS TEAM NFL-BEST 14-2 RECORD

Bill Belichick guided the Patriots to an NFL-best 14-2 record in 2010. Belichick is the first head coach ever to win at least 14 regular-season games in four separate seasons. Only four other coaches — San Francisco's George Seifert (3), Washington's Joe Gibbs (2), Chicago's Mike Ditka (2) and Miami's Don Shula (2) — have more than one 14-win season.

## BILL BELICHICK'S 14-WIN REGULAR SEASONS

YEAR	RECORD	SEASON RESULT
2003	14-2	Super Bowl XXXVIII Champions
2004	14-2	Super Bowl XXXIX Champions
2007	16-0	Super Bowl XLII
2010	14-2	AFC Divisional Playoffs

## BELICHICK MOVES INTO TOP TEN

Bill Belichick passed Mike Holmgren to move into sole possession of 10<sup>th</sup> place in all-time coaching victories and now has 181 wins.

## MOST WINS NFL COACHES

Head Coach	Team(s)	Years of service	Record
1. Don Shula	BAL, MIA	33	347-173-6
2. George Halas	Chicago	40	324-151-31
3. Tom Landry	Dallas	29	270-178-6
4. Curly Lambeau	GB, Cards, WAS	33	229-134-22
5. Chuck Noll	Pittsburgh	23	209-156-1
6. M. Schottenheimer	CLE, KC, WAS, SD	21	205-139-1
7. Dan Reeves	DEN, NYG, ATL	23	201-174-2
8. Chuck Knox	LAR, BUF, SEA	22	193-158-1
9. Bill Parcells	NYG, NE, NYJ, DAL	19	183-138-1
10. Bill Belichick	CLE, NE	17	181-101-0
11. Mike Holmgren	GB, SEA	17	174-122-0
12. Joe Gibbs	Washington	16	171-101-0
13. Paul Brown	CLE, CIN	21	170-108-6

## ELITE COMPANY

Belichick is one of nine NFL head coaches to win three or more championships since the league began postseason play in 1933, but the only one to win three in four years. With the Patriots' victory in Super Bowl XXXIX, Belichick joined an exclusive club in which each of the eight other members has been enshrined in the Pro Football Hall of Fame.

## HEAD COACHES WITH THREE OR MORE NFL TITLES

(Listed alphabetically)

Head Coach	Championship Team(s)
Bill Belichick	Patriots (SB XXXVI, XXXVIII, XXXIX)
Paul Brown	Cleveland Browns (1950, 54, 55)
Weeb Ewbank	Baltimore Colts, New York Jets (1958, 59 SB III)
Joe Gibbs	Washington Redskins (SB XVII, XXII, XXVI)
George Halas	Chicago Bears (1921, 33, 40, 41, 46, 63)
Curly Lambeau	Green Bay Packers (1929, 30, 31, 36, 39, 44)
Vince Lombardi	Green Bay Packers (1961, 62, 65, SB I, II)
Chuck Noll	Pittsburgh Steelers (Super Bowl IX, X, XIII, XIV)
Bill Walsh	San Francisco 49ers (Super Bowl XVI, XIX, XXXIII)

## BELICHICK'S PATRIOTS RENAISSANCE

Any successful project requires a sound plan and once head coach Bill Belichick implemented his design on the Patriots, his approach has given him the best record of any NFL head coach who has coached over 40 games since 2001 (including the postseason).

## NFL COACHES' RECORDS SINCE 2001

Coach	Team	W	L	T	Pct.
Bill Belichick	NE	139	45	0	.755
Tony Dungy	TB/IND	101	41	0	.711
Bill Cowher	PIT	70	35	1	.665

## AMONG THE GREATS

Coach Belichick has recorded 181 career wins, 10<sup>th</sup> all-time in NFL history. Belichick owns a career winning percentage of .642, which is third all-time, behind George Halas (.682) and Don Shula (.666).

## TOP WINNING PERCENTAGE AMONG HEAD COACHES WITH AT LEAST 160 WINS (INCL. POSTSEASON)

Head Coach	Team(s)	Years	W	L	T	Pct.
George Halas	CHI	1920-29, 33-41, 46-55, 58-67	324	151	31	.682
Don Shula	BAL/MIA	1963-95	347	173	6	.666
Bill Belichick	CLE/NE	1991-95, 00-11	181	101	0	.642
Curly Lambeau	GB/CHI/WAS	1921-53	229	134	22	.630

NOTE: Winning percentage calculated using current NFL rules, counting a tie as a half-win, half-loss.

## SUPER SUCCESS

Bill Belichick is one of just four head coaches to win three Super Bowl championships. Belichick is the only coach to win three Super Bowls in the post-1993 salary cap era.

## MOST SUPER BOWL VICTORIES

Head Coach	Team	Titles	Seasons
Chuck Noll	PIT	4	1974, 1975, 1978, 1979
Bill Belichick	NE	3	2001, 2003, 2004
Joe Gibbs	WAS	3	1982, 1987, 1991
Bill Walsh	SF	3	1981, 1984, 1988

NOTE: Sorted by most recent championship. Super Bowls have determined NFL champion since 1966.

## PLAYOFF SUCCESS

Coach Belichick has won 15 career playoff games, a total that is the fifth highest by a head coach in NFL history.

## MOST PLAYOFF WINS BY AN NFL HEAD COACH

Coach	Team(s)	Wins
Tom Landry	Dallas Cowboys	20
Don Shula	Baltimore Colts, Miami Dolphins	19
Joe Gibbs	Washington Redskins	17
Chuck Noll	Pittsburgh Steelers	16
Bill Belichick	Cleveland Browns, New England Patriots	15

## POSTSEASON PROWESS

Bill Belichick is tied for third in NFL history with a .714 winning percentage in the postseason.

## BEST POSTSEASON RECORDS IN NFL HISTORY

Head Coach	Team(s)	W	L	Pct.
Vince Lombardi	GB/WAS	9	1	.900
Tom Flores	Oakland	8	3	.727
Bill Belichick	CLE/NE	15	6	.714
Bill Walsh	San Francisco	10	4	.714

## BELICHICK NAMED COACH OF THE YEAR

The Associated Press named Bill Belichick the National Football League's Coach of the Year for 2010. It is the third time that Belichick has earned the honor. He was also named coach of the year following the 2003 and 2007 seasons. Belichick joins Don Shula (4-time winner) and Chuck Knox as the only three-time winners. Belichick is the most successful head coach in Patriots history.

## WINNINGEST HEAD COACHES IN PATRIOTS HISTORY

Coach	Years	Career Winning Pct.	Overall W-L-T	Playoff W-L
Bill Belichick	2000-11	.720	144-56-0	14-5
Raymond Berry	1984-89	.554	51-41-0	3-2
Pete Carroll	1997-99	.549	28-23-0	1-2
Ron Meyer	1982-84	.529	18-16-0	0-1



# TOM BRADY NEWS & NOTES

## RECORDING SUCCESS

Tom Brady has quarterbacked the Patriots to victories in 115 of his 148 career regular-season starts, compiling a .777 winning percentage and giving him the best record of any quarterback in the Super Bowl era (since 1966).

### TOP WINNING PERCENTAGES IN SUPER BOWL ERA

(Since 1966, Minimum 50 Starts, Regular Season Only)

Player	Team(s)	Years	W	L	T	Pct.
<b>Tom Brady</b>	<b>NE</b>	<b>2000-11</b>	<b>115</b>	<b>33</b>	<b>0</b>	<b>.777</b>
Roger Staubach	DAL	1969-79	85	29	0	.746
Joe Montana	SF/KC	1979-94	117	47	0	.713

### ACTIVE QUARTERBACKS WINNING PERCENTAGE

Minimum 32 Starts (two full seasons), Regular Season Only

Quarterback	Team(s)	W	L	T	Pct.
<b>Tom Brady</b>	<b>NE</b>	<b>115</b>	<b>33</b>	<b>0</b>	<b>.777</b>
Ben Roethlisberger	PIT	72	31	0	.699
Philip Rivers	SD	59	26	0	.694
Matt Ryan	ATL	35	16	0	.686
Peyton Manning	IND	141	67	0	.678

### MOST CAREER WINS AS A STARTER

(Regular season only)

Rk	Name	W	L	T	Pct.
1.	Brett Favre	186	112	0	.624
2.	John Elway	148	82	1	.643
3.	Dan Marino	147	93	0	.613
<b>4.</b>	<b>Peyton Manning</b>	<b>141</b>	<b>67</b>	<b>0</b>	<b>.678</b>
5.	Fran Tarkenton	124	109	6	.531
6.	Johnny Unitas	118	64	4	.651
7.	Joe Montana	117	47	0	.713
<b>8.</b>	<b>Tom Brady</b>	<b>115</b>	<b>33</b>	<b>0</b>	<b>.777</b>
9.	Terry Bradshaw	107	51	0	.677
10.	Warren Moon	102	98	0	.510

Bold indicates active players

## BRADY EARNS SECOND MVP AWARD

The Associated Press named Tom Brady the National Football League's Most Valuable Player for the 2010 season. He is the first unanimous selection. It is the second MVP honor of Brady's career. He earned his first MVP honors following the 2007 season. Brady joins San Francisco's Joe Montana as the only players to earn more than one MVP and more than one Super Bowl MVP.

## BRADY SETS FRANCHISE RECORD WITH 517 PASSING YARDS

Brady set a franchise record with 517 passing yards in the 2011 season-opener at Miami (9/12). The previous high was 426 yards by Drew Bledsoe vs. Minnesota on Nov. 13, 1994. Brady's previous best was 410 passing yards vs. Kansas City on Sept. 22, 2002. Brady became the 11<sup>th</sup> NFL quarterback to throw for 500 yards or more. His 517 yards are the fifth highest in NFL history and he is the first to pass for 500 yards or more since Ben Roethlisberger passed for 503 yards on Dec. 20, 2009 vs. Green Bay.

PLAYER	TEAM	500 YARD GAME
Norm Van Brocklin	LA Rams	554 yards in 1951
Warren Moon	Houston Oilers	527 yards in 1990
Boomer Esiason	Arizona	522 yards in 1996
Dan Marino	Miami	521 yards in 1988
<b>Tom Brady</b>	<b>Patriots</b>	<b>517 yards in 2011</b>

## BRADY BECOMES THE 18<sup>TH</sup> QB IN NFL HISTORY TO REACH 35,000 YARDS

Tom Brady became the 18<sup>th</sup> quarterback in NFL history to reach 35,000 career passing yards after gaining 517 yards against the Dolphins. He entered the game needing 256 yards to reach the feat. Brady is currently 17<sup>th</sup> on the NFL's All-Time Passing yards list with 36,618 passing yards after passing Jim Kelly (35,467) in the win against San Diego (9/18).



## BRADY TIED NFL MARK WITH 13 GAMES WITH TWO OR MORE TOUCHDOWNS

Brady threw for one touchdown against the Jets (10/9), snapping his streak of 13 straight games with two or more touchdown passes. Brady's streak of 13 straight games with two or more touchdowns is tied with Peyton Manning's 2004 total for the longest such streak in NFL history.

## BRADY HAS 16 CAREER 4-TD GAMES AFTER GETTING TWO SO FAR IN 2011

Brady's four touchdowns at Buffalo (9/25) marked his 12<sup>th</sup> game with four touchdown passes. The Patriots are 11-1 when he passes for four touchdowns. He has now thrown four or more touchdowns in a game 16 times with 12 four-touchdown games, two five-touchdown games and two six-touchdown games. The 16 games with 4-plus touchdowns is fifth all-time in NFL history.

### Most Games with 4+ Touchdown Passes

#### PLAYER 4+ TD Games

1. Brett Favre	23
2. Peyton Manning	22
3. Dan Marino	21
4. Johnny Unitas	17
<b>5. Tom Brady</b>	<b>16</b>

## CONSECUTIVE GAMES WITH AT LEAST ONE TOUCHDOWN PASS CONTINUES FOR BRADY IN 2011

Brady has now thrown at least one touchdown pass in 21 straight regular season games to extend a team mark. Brady's current streak started when he threw a touchdown pass in all 16 games in 2010.

## BRADY GOES OVER 300 YARDS FOR THE 38<sup>TH</sup> TIME IN HIS CAREER

Brady had his 38<sup>th</sup> NFL game with 300 or more yards passing vs. the New York Jets (10/9) and ranks third among active NFL quarterbacks, behind NFL-leader Peyton Manning (63) and Drew Brees (48). The Patriots are 33-5 when Brady throws for 300 or more yards. Brady is 9<sup>th</sup> all-time in NFL history with the 38 300-yard games.

## BRADY REACHED 30 TDS FOR SECOND TIME

Tom Brady reached 30 touchdown passes in 2010 after finishing with an NFL-leading 36 touchdowns. Brady now has two 30-touchdown seasons after throwing for an NFL record 50 in 2007. He is one of just 13 NFL players since the 1970 merger to have at least two 30 touchdown seasons. The only other Patriots quarterback to have a 30-touchdown season was Vito Parilli in 1964 with 31. It is the third time in Patriots history that they have had a quarterback lead the NFL in touchdowns.

## BRADY HAS 8<sup>TH</sup> GAME WITH 300 YDS AND 4 TDS

Tom Brady had his 8<sup>th</sup> game with 300 yards or more (326) and 4 TDs (and no interceptions) in a win against the Jets (12/6/10) last season. No other quarterback since the 1970 merger has accomplished that feat.

## TOM BRADY'S RECORD AS A STARTER

	Reg. Season	Playoffs	Total
<b>Overall:</b>	<b>115-33</b>	<b>14-5</b>	<b>129-38</b>
Home:	64-10	8-2	72-12
Road:	51-23	6-3*	57-26*
<b>By Yardage Total</b>			
Less than 200:	29-12	3-1	32-13
200-299:	53-16	9-3	62-19
300 or more:	33-5	2-1	35-6

### Other Records

On Artificial Turf:	59-6	4-3	63-9
Temp. Below 40:	26-3	8-2	34-5
Thanksgiving or later:	43-9	14-5	57-14
Leading at Halftime:	89-9	10-2	99-11
Leading after 3 Qtrs:	95-6	9-2	104-8
Overtime:	7-1	1-0	8-1
Passer rating >100.0:	64-3	6-0	71-3

\*-Includes three Super Bowls at neutral sites



# TOM BRADY NEWS & NOTES

## BRADY FINISHES WITH NFL'S 5<sup>TH</sup> BEST SINGLE-SEASON PASSER RATING IN 2010

Tom Brady finished the year with a passer rating of 111.0, a mark that stands as the fifth best all-time. Brady's 2010 season trails only Peyton Manning's 2004 season, Brady's 2007 season, Steve Young's 1994 season and Joe Montana's 1989 season on the all-time passer rating list. Brady is the only player to have two entries in the league's list of the top five single-season passer ratings.

### TOP SINGLE-SEASON PASSER RATINGS / NFL HISTORY

Player	Season	Passer Rtg.
Peyton Manning	2004	121.1
<b>Tom Brady</b>	<b>2007</b>	<b>117.2</b>
Steve Young	1994	112.8
Joe Montana	1989	112.4
<b>Tom Brady</b>	<b>2010</b>	<b>111.0</b>

## BRADY WINS 30th STRAIGHT START AT GILLETTE

Tom Brady set an NFL record for most consecutive home wins as a starting quarterback with his 26<sup>th</sup> straight win in a regular-season home start following the 45-3 win against the Jets (12/06/10) and extended his streak to 30 wins following the victory vs. the New York Jets (10/9). The last time the Patriots lost a regular-season home game in which Brady started was on 11/22/06 vs. the N.Y. Jets.

### MOST CONSECUTIVE REGULAR-SEASON HOME GAMES WON AS A STARTING QUARTERBACK:

Player	Team	Years	Streak
<b>Tom Brady</b>	<b>NE</b>	<b>2006-Present</b>	<b>30</b>
Brett Favre	GB	1995-98	25
John Elway	DEN	1996-98	22
Bob Griese	MIA	1971-74	20
Randall Cunningham	PHI	1990-94	20

## MOST CAREER TOUCHDOWNS

### MOST TOUCHDOWNS CAREER

(regular season only) Bold Indicates active players

Rank	Name	Touchdowns
1.	Brett Favre	508
2.	Dan Marino	420
<b>3.</b>	<b>Peyton Manning</b>	<b>399</b>
4.	Fran Tarkenton	342
5.	John Elway	300
6.	Warren Moon	291
7.	Johnny Unitas	290
<b>8t.</b>	<b>Tom Brady</b>	<b>275</b>
8t.	Vinny Testaverde	275
10.	Joe Montana	273

## BRADY REACHES 25 TDS FOR SIXTH TIME

Tom Brady finished the 2010 season with an NFL-leading 36 touchdowns. It is the sixth time in his career that he has had 25 or more touchdowns in a season.

### MOST SEASONS WITH 25-PLUS TOUCHDOWN PASSES

Peyton Manning	13	<b>Tom Brady</b>	<b>6</b>
Brett Favre	11	Drew Brees	6
Dan Marino	7	Joe Montana	6

## WINNINGEST COACH/QB TANDEM

Bill Belichick and Tom Brady have the best winning percentage among a head coach/starting quarterback tandem since the 1970 merger. The tandem's 115 wins are second only to Dan Marino and Don Shula's 116 wins.

### WINNINGEST COACH/QB TANDEM SINCE 1970

(Regular Season Only – by winning percentage)

Quarterback/Head Coach	Team	W	L	T	Pct.
<b>Tom Brady/Bill Belichick</b>	<b>NE</b>	<b>115</b>	<b>33</b>	<b>0</b>	<b>.777</b>
Ken Stabler/John Madden	OAK	60	19	1	.756
Jim McMahon/Mike Ditka	CHI	46	15	0	.754
Peyton Manning/Tony Dungy	IND	73	24	0	.753

### WINNINGEST COACH/QB TANDEM SINCE 1970

(Regular Season Only – by victories)

Quarterback/Head Coach	Team	W	L	T	Pct.
Dan Marino/Don Shula	MIA	116	68	0	.630
<b>Tom Brady/Bill Belichick</b>	<b>NE</b>	<b>115</b>	<b>33</b>	<b>0</b>	<b>.777</b>
Terry Bradshaw/Chuck Noll	PIT	107	51	0	.601

## BRADY'S COMEBACKS

Brady has engineered 31 career game-winning performances to lead his team to a victory from a fourth-quarter deficit or tie.

Date	Opp.	Score	Time Remaining	Passing Statistics <sup>^</sup>	Final
12/19/10	GB	21-27	13:49	6 5 82	1 0 31-27
10/17/10	BAL	10-20	14:53	24 16 156	1 1 23-20 OT
09/14/09	BUF	13-24	5:32	13 11 112	2 0 25-24
12/29/07 at NYG		23-28	15:00	12 8 130	1 0 38-35
12/03/07 at BAL		17-24	14:25	17 7 113	1 0 27-24
11/25/07 PHI		24-28	15:00	16 11 109	0 0 31-28
11/04/07 at IND		10-20	9:42	10 8 144	2 0 24-20
01/14/07 at SD*		13-21	8:35	14 9 122	1 1 24-21
12/03/06 DET		13-21	13:07	15 14 101	0 0 28-21
11/26/06 CHI		10-10	14:46	7 6 98	1 0 17-13
11/13/05 at MIA		15-16	2:53	2 2 76	1 0 23-16
10/30/05 BUF		7-16	10:07	4 4 69	0 0 21-16
10/09/05 at ATL		28-28	3:52	2 2 17	0 0 31-28
09/25/05 at PIT		10-13	14:19	12 12 167	0 0 23-20
02/06/05 PHI**		14-14	15:00	4 2 33	0 0 24-21
10/03/04 at BUF		17-17	15:00	4 2 8	1 0 31-17
02/01/04 CAR**		29-29	1:08	5 4 47	0 0 32-29
01/10/04 TEN*		14-14	15:00	11 6 27	0 0 17-14
11/30/03 at IND		31-31	10:21	6 3 31	1 0 38-34
11/23/03 at HST		13-20	3:11	14 10 133	1 0 (ot) 23-20
11/03/03 at DEN		23-26	2:51	4 5 58	1 0 30-26
10/19/03 at MIA		13-13	15:00	10 7 147	1 0 (ot) 19-13
10/05/03 TEN		24-27	4:40	1 1 15	0 0 38-30
12/29/02 MIA		13-24	4:59	13 8 69	1 0 (ot) 27-24
11/10/02 at CHI		19-30	5:16	14 9 116	2 0 33-30
09/22/02 KC		38-38	0:00	5 4 46	0 0 (ot) 41-38
02/03/02 STL**		17-17	1:21	8 5 53	0 0 20-17
01/19/02 OAK*		3-13	15:00	27 20 138	0 0 (ot) 16-13
12/16/01 at BUF		6-9	5:57	13 9 116	0 0 (ot) 12-9
12/02/01 at NYJ		14-16	15:00	7 6 56	0 0 17-16
10/14/01 SD		16-26	8:48	18 13 130	1 0 (ot) 29-26

<sup>^</sup>Statistics are from the time noted until the end of the game \* Divisional Playoffs \*\* Super Bowl

## BRADY IN THE POSTSEASON

### NFL ALL-TIME LEADERS / PLAYOFF VICTORIES AS STARTING QUARTERBACK

(Bold indicates active players)

Player	Team(s)	Playoff Wins
Joe Montana	San Fran./K.C.	16
<b>Tom Brady</b>	<b>New England</b>	<b>14</b>
Terry Bradshaw	Pittsburgh	14
John Elway	Denver	14
Brett Favre	Green Bay/Minnesota	12
Troy Aikman	Dallas	11
Roger Staubach	Dallas	11

### QUARTERBACKS WITH THREE OR MORE SUPER BOWL VICTORIES

Quarterback	Team	Wins
Terry Bradshaw	PIT	4
Joe Montana	SF	4
Troy Aikman	DAL	3
<b>Tom Brady</b>	<b>NE</b>	<b>3</b>

### PLAYERS WITH MULTIPLE SUPER BOWL MVP AWARDS

Player	Team	MVPs
Joe Montana	SF	3
Terry Bradshaw	PIT	2
<b>Tom Brady</b>	<b>NE</b>	<b>2</b>
Bart Starr	GB	2

### TOP QB HOME STARTING RECORDS SINCE 1970 MERGER (includes postseason)

Player	Team(s)	W	L	T	Pct.
<b>Tom Brady</b>	<b>NE</b>	<b>72</b>	<b>12</b>	<b>0</b>	<b>.857</b>
Terry Bradshaw	PIT	75	14	0	.843
John Elway	DEN	104	25	0	.806
Steve Young	TB/SF	63	19	0	.768

## BRADY HAD THREE STRAIGHT GAMES WITH 30 COMPLETIONS IN 2011

Brady tied an NFL record with three straight games with 30 completions after completing 32 at Miami (9/12), 31 vs. San Diego (9/18) and 30 at Buffalo (9/25). He shares the record with Steve Young (1995), Rich Gannon (2002), Kurt Warner (2008) and Peyton Manning (2010). The most 30 completion games Brady has had in a season is five in 2007.



# TOM BRADY NEWS & NOTES

## BRADY NEAR THE TOP SINCE BECOMING THE PATRIOTS STARTER IN 2001

Since taking over as the Patriots starting quarterback in 2001, Tom Brady ranks second with 275 touchdown passes and fourth with 36,291 passing yards.

### Touchdowns Since 2001

Player	Team	Years	TDs
Peyton Manning	IND	2001-11	314
<b>Tom Brady</b>	<b>NE</b>	<b>2001-11</b>	<b>275</b>
Brett Favre	GB/NYJ/MIN	2001-10	253
Drew Brees	SD/NO	2001-11	247
Donovan McNabb	PHI/WAS/MIN	2001-11	205

### Passing Yards Since 2001

Player	Team	Years	Passing Yards
Peyton Manning	IND	2001-11	42,541
Brett Favre	GB/NYJ/MIN	2001-10	37,132
Drew Brees	SD/NO	2001-11	37,035
<b>Tom Brady</b>	<b>NE</b>	<b>2001-11</b>	<b>36,612</b>
Donovan McNabb	PHI/WAS	2001-11	32,786

## TOM BRADY EARNS 19TH AFC OFFENSIVE PLAYER OF THE WEEK AWARD

Tom Brady was named the AFC Offensive Player of the Week after throwing for 517 yards and four touchdowns, including a 99-yard touchdown pass to Wes Welker in Week 1 at Miami (9/12/11) and in Week 2 after a 423-yard effort with three touchdowns vs. San Diego (9/28/11). Brady has the second-most Player of the Week awards earned by a player since the accolade was instituted in 1984. He is the first player to earn AFC Offensive Player of the Week honors in back-to-back weeks to open a season. He joins Panthers kicker John Kasey (Special Teams, 1996) as the only players to garner consecutive Player of the Week laurels in Week 1 and Week 2 of the same year.

## THE PLAYERS WITH THE MOST CAREER PLAYER OF THE WEEK AWARDS

Player	Career	Team	POW Awards
Peyton Manning	1998-present	Colts	21
<b>Tom Brady</b>	<b>2000-present</b>	<b>Patriots</b>	<b>19</b>
Dan Marino	1983-1999	Dolphins	18
Brett Favre	1991-present	Packers, Jets, Vikings	16
John Elway	1983-1998	Broncos	15

## BRADY SETS NFL RECORD FOR MOST PASS ATTEMPTS WITHOUT AN INTERCEPTION

Tom Brady extended his streak to 358 consecutive regular season pass attempts without an interception in the season-opener before throwing his first interception since Oct. 17, 2010 in the Miami game (9/12). Brady eclipsed Bernie Kosar's record of 308 pass attempts on Dec. 26, 2010 at Buffalo.

### MOST CONSECUTIVE PASS ATTEMPTS WITHOUT AN INTERCEPTION

<b>358</b>	<b>Tom Brady (Patriots)</b>	<b>2010-11</b>
308	Bernie Kosar (Cleveland)	1990-91
294	Bart Starr (Green Bay)	1964-65
279	Jeff George (IND/ATL)	1993-94
277	Rich Gannon (Oakland)	2001
271	Jason Campbell (Washington)	2007-08

## BRADY HAD 11 STRAIGHT STARTS WITHOUT AN INTERCEPTION

Brady finished the 2010 season with 11 straight starts without an interception. That is the most consecutive starts without an interception in the NFL since the 1970 merger. The previous best was nine straight starts by Jason Campbell (2007-08) and Bernie Kosar (1991).

## BRADY IS PATRIOTS ALL-TIME LEADING PASSER

Tom Brady passed Drew Bledsoe in 2009 to become the Patriots all-time passing yardage leader and currently has 36,297 career passing yards.

### PATRIOTS ALL-TIME LEADING PASSERS

Player	YEARS	ATT	COMP	YARDS
<b>Tom Brady</b>	<b>2000-11</b>	<b>4,906</b>	<b>3,129</b>	<b>36,618</b>
Drew Bledsoe	1993-01	4,518	2,544	29,657
Steve Grogan	1975-90	3,593	1,879	26,886

## BRADY SETS NFL RECORD WITH AT LEAST TWO TOUCHDOWNS AND NO INTERCEPTIONS IN NINE STRAIGHT GAMES

Quarterback Tom Brady set an NFL record by throwing at least two touchdowns without an interception in each of the final nine games of the 2010 season. Brady passed Don Meredith's previous record of six straight games with two or more touchdowns and no interceptions (1965-66).

## BRADY HAD 12 GAMES WITH TWO OR MORE TOUCHDOWN PASSES IN 2010

Brady closed out the 2010 season with nine straight games with two or more touchdowns. Brady had 12 games with two or more touchdowns overall in 2010. He had four 3-touchdown games and two 4-touchdown games. The Patriots are 73-13 when he throws two or more touchdowns in a game. The 12 games with two or more touchdowns are second to the 14 games with two or more touchdowns he had in 2007.

## BRADY LED NFL WITH 36 TDS IN 2010

Tom Brady finished with an NFL-leading 36 touchdown passes and a 9.0 TD/INT ratio. He was one of just five quarterbacks in 2010 with at least 30 touchdowns.

### NFL Passing Touchdowns

Rank	Player	Passing TD	INT
<b>1</b>	<b>Tom Brady (NE)</b>	<b>36</b>	<b>4</b>
2	Drew Brees (NO)	33	22
3	Peyton Manning (IND)	33	17
4t	Eli Manning (NYG)	31	25
4t	Philip Rivers (SD)	30	13

## BRADY HAD LOW INTERCEPTION PCT. IN 2010

Tom Brady threw just four interceptions on 492 attempts in 2010, for a 0.81 interception percentage. That mark is the third best in NFL history and the best among all quarterbacks in league history who had at least 250 pass attempts in their low-interception season.

### NFL Interception Percentage

Rank	Player	Int. Pct.
1	Damon Huard (KC) 2006 (244-1)	0.41
2	Joe Ferguson (BUF) 1976 (151-1)	0.66
<b>3.</b>	<b>Tom Brady (NE) 2010 (492-4)</b>	<b>0.81</b>
4.	Steve DeBerg (KC) 1990 (444-4)	0.90

## BRADY HAD BEST PASSER RATING IN 2010

Brady led the NFL in 2010 with a 111.0 passer rating, the second time in his career that he has finished the season with a passer rating over 100. He had a career-best 117.2 passer rating in 2007.

### NFL Passer Rating

Rank	Player	Passer Rating
<b>1</b>	<b>Tom Brady (NE)</b>	<b>111.0</b>
2	Philip Rivers (SD)	101.8
3	Aaron Rodgers (GB)	101.2
4	Michael Vick (PHI)	100.2

## BRADY HAD BEST TOUCHDOWN/INTERCEPTION RATIO IN 2010

Brady threw 36 touchdowns to just four interceptions in 2010 for an NFL-leading 9.00 touchdown/interception ratio, the second best ratio in NFL history. The NFL record is 11.00 by Damon Huard of Kansas City in 2006. Brady's 2007 season of 50 touchdowns to 8 interceptions for a 6.25 ratio is third in NFL history.

### NFL Touchdown/Interception Ratio

Rank	Player	TD/INT Ratio
<b>1</b>	<b>Tom Brady (NE)</b>	<b>9.00</b>
2	Josh Freeman (TB)	4.17
3	Matt Cassel (KC)	3.86
4	Michael Vick (PHI)	3.50
5	Ben Roethlisberger (PIT)	3.40





# PATRIOTS OFFENSIVE NOTES

## BRADY HAD 423 YARDS AS A FOLLOW-UP TO HIS 517 YARD PERFORMANCE IN MIAMI

In the season opener in Miami (9/12), Brady threw for 517 yards, becoming one of 11 passers in NFL history to break the 500-yard mark. In Week 2 against San Diego (9/18), Brady became the first of those 11 500-yard passers to follow up his 500-yard performance by throwing for 400 or more yards. Before Brady's performance against the Chargers, only Drew Brees (2006) had followed-up a 500-yard game with 300 or more passing yards.

## BRADY IS ONE OF SEVEN TO THROW FOR CONSECUTIVE 400 YARD GAMES

Brady is one of just seven NFL quarterbacks to have back-to-back games with 400 or more passing yards.

### NFL RECORD FOR MOST CONSECUTIVE 400 OR MORE YARDS PASSING

#### 2 Tom Brady, 2011

- 2 Cam Newton, Carolina, 2011
- 2 Matt Cassel, New England, 2008
- 2 Billy Volek, Tennessee, 2004
- 2 Phil Simms, N.Y. Giants, 1985
- 2 Dan Marino, Miami, 1984
- 2 Dan Fouts, San Diego, 1982

## BRADY ON GOOD PACE IN 2011

Brady is on pace to finish the season with 5,997 passing yards with 1,874 so far in 2011. Only two NFL players have thrown for 5,000 or more yards in a season with Dan Marino's NFL record 5,084 in 1984 and Drew Brees' 5,069 in 2008. The most yards Brady has ever thrown in a season is 4,806 in 2007.

## BRADY ON GOOD PACE PART 2

Brady has 14 touchdown passes through five games and is on pace for 45 touchdown passes. Brady has led the league in touchdowns passes three times in his career and can tie Len Dawson, Brett Favre, Johnny Unitas and Steve Young (4) for the most seasons leading the league in touchdown passes. Last season, Brady led the NFL with 36 touchdowns. He also led the NFL with a record 50 touchdowns in 2007 and 28 in 2002. If Brady reached 40 touchdowns he will be just the second player in NFL history to have two seasons with 40 or more touchdowns. Dan Marino had 48 touchdowns in 1984 and 44 in 1986.

## CLASS OF 2000

Tom Brady was the seventh quarterback selected in the 2000 NFL Draft, by the Patriots in the sixth round with the 199<sup>th</sup> overall pick.

### Quarterbacks taken in the 2000 NFL Draft

Rd	Pk	Player	Taken By
1	18	Chad Pennington	NY Jets
3	65	Giovanni Carmazzi	San Francisco
5	163	Tee Martin	Pittsburgh
6	168	Marc Bulger	New Orleans
6	183	Spurgeon Wynn	Cleveland
6	199	Tom Brady	New England

## DEION BRANCH RETURNED TO THE PATRIOTS

Deion Branch was acquired by the Patriots in a trade with Seattle on Oct. 12, 2010. Originally a second-round pick of the Patriots in 2002, Branch was traded to Seattle in 2006 for a first round pick (Brandon Meriweather). Branch returned to a team that he helped win two Super Bowls. Branch was awarded the Pete Rozelle Trophy as the Most Valuable Player of Super Bowl XXXIX. His 11 receptions in the game tied the Super Bowl record, also achieved by Jerry Rice, Dan Ross and Wes Welker. On the day of Super Bowl XXXIX, Deion called a dozen of his former football coaches to thank them for the support that they gave him throughout his high school, junior college and college careers. Hours after talking to his coaches, he tied the Super Bowl record with 11 receptions and was named MVP of the game. Branch has turned in his biggest performances on the greatest stage in sports, leading all receivers in Super Bowls XXXVIII and XXXIX. He recorded a combined 21 receptions in the two games and owns two of the top seven receiving performances in Super Bowl history. His career reception total in the Super Bowl ranks third all-time, trailing only Jerry Rice (33) and Andre Reed (27).

## DEION BRANCH GOES OVER 100 YARDS

Deion Branch had eight receptions for 129 yards vs. San Diego (9/18), marking his 10th 100-yard receiving game and his seventh as a member of the Patriots. Branch's 129 yards against San Diego pushed him over 6,000 career receiving yards. He finished the game with 6,019 career receiving yards.

## DAN CONNOLLY HAS THE LONGEST KICKOFF RETURN EVER BY AN OFFENSIVE LINEMAN

Dan Connolly was named AFC Special Teams Player of the Week after he returned a kickoff 71 yards to the 4-yard line in the second quarter of the Patriots win vs. Green Bay on Dec. 19, 2010. According to the Elias Sports Bureau, it is the longest kickoff return by an offensive lineman in NFL history. The run by Connolly topped the 48-yard touchdown return by Atlanta's Mal Snider in 1969. The previous longest kickoff return for a Patriots offensive lineman was a 27-yard return by G Stephen Neal on Nov. 30, 2008 vs. Pittsburgh. Connolly's previous best was a 16-yard return vs. Miami on Nov. 8, 2009. Connolly's return set up a 2-yard touchdown pass from Tom Brady to Aaron Hernandez that cut the Packers' lead to 17-14. Joked T Matt Light, "Dan Connolly has the best average for a kickoff return in the NFL. I couldn't believe it when I was watching it. But you put the ball in the hands of an offensive lineman, and, well, naturally [what Connolly did] is not a real shocker."

## JULIAN EDELMAN SETS FRANCHISE RECORD WITH A 94-YARD PUNT RETURN FOR A TOUCHDOWN

WR Julian Edelman set a franchise record with a 94-yard punt return for a touchdown in the second quarter vs. Miami (01/02/11). The Patriots' previous longest punt return was an 89-yard touchdown return by Mike Haynes vs. Buffalo on Nov. 7, 1976. It is the first punt return for a touchdown by the Patriots since Troy Brown had a 68-yard return at Carolina on Jan. 6, 2002.

## EDELMAN SETS PATRIOTS RECORD FOR BEST PUNT RETURN AVERAGE IN A SEASON

Edelman set a franchise record for the best punt return average in a single season with a 15.3-yard punt return average in 2010. The previous best was a 14.8 punt return average by Mack Herron in 1974. Edelman led the AFC and finished second in the NFL with a 15.3 punt return average. Chicago's Devin Hester led the NFL with a 17.1-yard average.

### Patriots Best Punt Return Average/Season

Player	Punt Rt Avg.	Year
Julian Edelman	15.3	2010
Mack Herron	14.8	1974
Troy Brown	14.2	2001

## EDELMAN HAS HIGHEST PUNT RETURN AVERAGE IN TEAM HISTORY

Edelman has returned 36 punts for 489 yards during his Patriots' career and leads the franchise with a 13.6-yard average.

### HIGHEST PUNT RETURN AVERAGE, PATRIOTS CAREER (20 Returns)

Player	Punt Rt Avg.	Year
Julian Edelman	13.6	2009-11 (36-489)
Mack Herron	12.0	1973-75 (74-888)
Carl Garrett	11.3	1969-72 (43-487)
Wes Welker	10.6	2007-11 (81-860)

## EDELMAN GOES FROM STANDOUT QB TO WR

Edelman began his college football career with a year at the College of San Mateo (Calif.) before transferring to Kent State where as a senior he completed 56% of his passes (153 of 275 passes for 1,820 yards) with 13 touchdowns. He was also the leading rusher, gaining 1,551 yards on 215 attempts (an average of 7.5 yards per carry) and scoring 13 touchdowns. His offensive numbers broke Kent State's single-season record for total offense set by Joshua Cribbs in 2003.



# PATRIOTS OFFENSIVE NOTES

## KEVIN FAULK IS HIGH ON THE CHARTS

Kevin Faulk has filled various roles since joining the team in 1999. He is the Patriots all-time leader in all-purpose yards with 12,247 and kickoff return yards (4,098) and is the Patriots' all-time leading return specialist, totaling 5,030 combined yards. He ranks fifth in rushing (3,550), fifth in receptions (424), 11th in pass receiving yards (3,667) and 21<sup>st</sup> in scoring (200). Faulk owns the longest non-touchdown kickoff return in team history when he covered 95 yards on a return against the New York Jets (11/15/99).



### PATRIOTS LEADERS / ALL-PURPOSE YARDS ALL-TIME

Player	Years	ALL-PURPOSE YARDS
<b>Kevin Faulk</b>	<b>2001-11</b>	<b>12,247</b>
Stanley Morgan	1977-89	11,468
Troy Brown	2001-07	11,053
Irving Fryar	1984-92	8,184

He is one of just six NFL players this past decade to total 3,000 rushing yards and 3,000 receiving yards. (Tiki Barber, Brian Westbrook, Marshall Faulk, Michael Pittman and LaDanian Tomlinson).

## FAULK IS THIRD ON ALL-TIME YARDS FROM SCRIMMAGE

Faulk is third on the Patriots all-time list with 7,217 yards from scrimmage.

### PATRIOTS LEADERS / YDS FROM SCRIMMAGE ALL-TIME

Player	Years	Rush-Yd	Rec.-Yd	Yd/Scrim.
Stanley Morgan	1977-1989	21-127	534-10352	10479
Sam Cunningham	1973-1982	1385-5453	210-1905	7358
<b>Kevin Faulk</b>	<b>2001-10</b>	<b>847-3550</b>	<b>424-3667</b>	<b>7217</b>
Tony Collins	1981-1987	1191-4647	261-2356	7003

Faulk has more total yards from scrimmage than any other Patriots player since 2001. Faulk has totaled 5,820 yards from scrimmage (2,731 rushing and 3,089 receiving).

## FAULK: FRANCHISE RB RECEPTIONS LEADER

Faulk is the Patriots' all-time leader in receptions by a running back, totaling 424 career receptions. His receiving total ranks fifth on the Patriots' overall receptions list. He is the 26<sup>th</sup> running back in NFL history to reach 400 receptions.

### RECEPTIONS BY PATRIOTS RUNNING BACKS

Player	Years	Rec.
<b>Kevin Faulk</b>	<b>1999-2010</b>	<b>424</b>
Tony Collins	1981-87	261
Sam Cunningham	1973-79, 1981-82	210
Larry Garron	1960-68	185

### ACTIVE NFL RB RECEIVING LEADERS

Rk	Player	Years	Rec.Yards.
1	LaDanian Tomlinson (SD/NYJ)	2001-2011	4,525
2	<b>Kevin Faulk (New England)</b>	<b>1999-2011</b>	<b>3,667</b>

## GREEN-ELLIS HAS MORE RUSHING TOUCHDOWNS SINCE 2010 THAN ANY OTHER NFL PLAYER

Since the beginning of the 2010 season, RB BenJarvus Green-Ellis has 18 touchdown runs. Green-Ellis' total of 18 touchdowns since the beginning of 2010 is the most in the NFL. Houston's Arian Foster is second with 17.

## GREEN-ELLIS RECORDS 22<sup>ND</sup> AND 23<sup>RD</sup> CAREER RUSHING TOUCHDOWN

RB BenJarvus Green-Ellis had two rushing touchdown against the Jets (10/9) to push his career total to 23. He is now tied on the Patriots list with Don Calhoun for seventh. Curtis Martin and Tony Collins are tied for fifth all-time with 32 rushing touchdowns. Green-Ellis is the 10th player in Patriots history to record 20 or more touchdowns in a New England uniform.

## GREEN-ELLIS GOES OVER 1,000 YARDS

RB BenJarvus Green-Ellis finished the 2010 season with 1,008 rushing yards, becoming the first Patriots player to top the 1,000-yard rushing mark since Corey Dillon had a team-record 1,635 rushing yards in 2004. Green-Ellis is the 11th New England player to record a 1,000-yard rushing season. Green-Ellis recorded his 1,000-yard season without fumbling the ball all year, joining Baltimore's Ray Rice as the only NFL backs with at least 175 rushing attempts and no fumbles this season. Green-Ellis and Rice are the first running backs to have a 1,000-yard season without a fumble since DeAngelo Williams had a 1,000-yard season without a fumble in 2008.

### PATRIOTS WITH 1,000 YARDS RUSHING IN A SEASON

Player	Yards	Year
<b>BenJarvus Green-Ellis</b>	<b>1,008</b>	<b>2010</b>
Corey Dillon	1,635	2004
Antowain Smith	1,157	2001
Robert Edwards	1,115	1998
Curtis Martin	1,160	1997
Curtis Martin	1,152	1996
Curtis Martin	1,487	1995
Leonard Russell	1,088	1993
John Stephens	1,168	1988
Craig James	1,227	1985
Tony Collins	1,049	1983
Sam Cunningham	1,015	1977
Jim Nance	1,216	1967
Jim Nance	1,458	1966

## BENJARVUS GREEN-ELLIS HAD 13 RUSHING TOUCHDOWNS

BenJarvus Green-Ellis scored his 13th rushing touchdown of the 2010 season on a 1-yard touchdown run in the first quarter of the season-finale vs. Miami (1/02). Green-Ellis' 13 rushing touchdowns are tied for the third highest rushing touchdown total by a Patriots player, trailing only two 14-touchdown seasons by Curtis Martin (1995 and 1996). Corey Dillon also had a 13-touchdown season in 2006. Green-Ellis is the first undrafted rookie to score 10 or more rushing touchdowns in a season for the Patriots. He is the eighth player in team history to record double digit rushing touchdowns in a season.

### Patriots with 10+ Rushing Touchdowns in a Season

Player	Touchdowns	Year
Curtis Martin	14	1996
Curtis Martin	14	1995
<b>BenJarvus Green-Ellis</b>	<b>13</b>	<b>2010</b>
Corey Dillon	13	2006
Corey Dillon	12	2005
Corey Dillon	12	2004
Antowain Smith	12	2001
Steve Grogan	12	1976
Horace Ivory	11	1978
Jim Nance	11	1966
Tony Collins	10	1983

## GREEN-ELLIS' 13 TOUCHDOWNS TIED FOR FOURTH-BEST IN TEAM HISTORY

Green-Ellis' 13 touchdowns overall are tied for the fourth most overall in team history. He led the team with 78 points and is the first non-kicker to lead the Patriots in points since RB Robert Perryman in 1988 with 36.

### MOST OVERALL TOUCHDOWNS IN A SEASON / PATRIOTS HISTORY

Player	Touchdowns	Year
Randy Moss (23 receiving)	23	2007
Curtis Martin (14 rushing, 3 receiving)	17	1996
Curtis Martin (14 rushing, 1 receiving)	15	1995
<b>BenJarvus Green-Ellis (13 rushing)</b>	<b>13</b>	<b>2010</b>
Randy Moss (13 receiving)	13	2009
Corey Dillon (13 rushing)	13	2006
Corey Dillon (12 rushing, 1 receiving)	13	2005
Corey Dillon (12 rushing, 1 receiving)	13	2004
Steve Grogan (12 rushing, 1 fumble)	13	1976
Stanley Morgan (12 receiving, 1 return)	13	1979
Antowain Smith (12 rushing, 1 rec.)	13	2001



# PATRIOTS OFFENSIVE NOTES

## GREEN-ELLIS' 13 TOUCHDOWNS TIED FOR SECOND IN 2010

Green-Ellis' 13 rushing touchdowns in 2010 tied with Rashard Mendenhall from Pittsburgh for second in the NFL to Houston's Arian Foster, who finished with 16 rushing touchdowns.

## BENJARVUS GREEN-ELLIS – THE LAW FIRM

BenJarvus Green-Ellis earned the nickname the Law Firm from his Patriots teammates because of his multi-part name. He was signed by the Patriots as an undrafted free agent in 2008 out of the University of Mississippi. As a rookie, he recorded touchdowns in four straight games after being called up from the practice squad in October. His knack for finding the end zone has continued last season as he reached the end zone a career-high 13 times, including his first 2-touchdown performance vs. Minnesota (10/31). Green-Ellis also had a 112-yard rushing performance against the Vikings with 62 yards on the Patriots' final fourth quarter touchdown drive that extended a 3-point lead to a 10-point cushion in a 28-18 victory. Green-Ellis recalls the first time he heard the nickname "The Law Firm" -- it was on ESPN -- and joked that if he's the Law Firm that makes Patriots coach Bill Belichick the Supreme Court, and Robert Kraft the owner of the entire court.

## PATRIOTS HAD TWO PLAYERS FINISH WITH 10 OR MORE TOUCHDOWNS IN 2010

RB BenJarvus Green-Ellis rushed for 13 touchdowns, while TE Rob Gronkowski had 10 receiving touchdowns in 2010. It is the third time in team history that the Patriots had two players finish with 10 or more touchdowns in a season. In 1974, Mack Herron had 12 touchdowns (7 rushing, 5 receiving) and Sam Cunningham had 11 (9 rushing, 2 receiving). In 1976, Steve Grogan had 12 touchdowns (12 rushing) and Andy Johnson had 10 touchdowns (6 rushing, 4 receiving). It is the first time that the Patriots finished a season with a player with 10 rushing touchdowns and 10 receiving touchdowns.

## ROOKIE TIGHT ENDS MADE AN IMPACT IN 2010 AND CONTINUE TO GO STRONG IN 2011

Rob Gronkowski finished first among all rookie tight ends with 10 touchdown catches, while Aaron Hernandez ranked second with six in 2010. Gronkowski and Hernandez are the first pair of rookie tight end teammates with at least five TD receptions in the same season in NFL history.


## GRONKOWSKI SCORED ON HIS FIRST NFL CATCH

Rookie TE Rob Gronkowski scored on a 1-yard touchdown pass from Tom Brady in the fourth quarter vs. Cincinnati (9/16/10). It was his first NFL reception. Gronkowski is the first Patriots rookie to score a touchdown on opening day since WR Deion Branch in 2002.

## GRONKOWSKI SET PATS ROOKIE TE MARK

Gronkowski finished 2010 with 10 touchdowns to establish a record for most touchdown catches by a rookie tight end in Patriots history, besting Russ Francis (4 in 1975) and Don Hasselbeck (4 in 1977). Gronkowski became the first Patriots rookie to ever record three touchdowns in a game with a three-TD game at Pittsburgh (11/14).

Gronkowski set a Patriots rookie record for receiving touchdowns in a season, moving past WR Jim Colclough and WR Randy Vataha, who each had nine. Gronkowski ranks second in NFL history for touchdowns by a rookie tight end overall. Only Mike Ditka (12) had more touchdowns as a rookie tight end. Gronkowski's 10 touchdowns are the highest single-season total by a Patriots tight end in franchise history. Gronkowski is only the fourth Patriots player to record 10 or more touchdown receptions in a season, joining Randy Moss (3 times), Stanley Morgan (2) and Jim Colclough (1).



## GRONKOWSKI (continued)

### MOST TOUCHDOWNS BY A PATRIOTS ROOKIE TIGHT END

PLAYER	TD RECEPTIONS	YEAR
<b>Rob Gronkowski</b>	<b>10</b>	<b>2010</b>
<b>Aaron Hernandez</b>	<b>6</b>	<b>2010</b>
Don Hasselbeck	4	1977
Russ Francis	4	1975

### MOST TOUCHDOWNS BY AN NFL ROOKIE TIGHT END

PLAYER	TD RECEPTIONS	YEAR
Mike Ditka (Chicago)	12	1961
<b>Rob Gronkowski</b>	<b>10</b>	<b>2010</b>
Junior Miller (Atlanta)	9	1980
John Mackey (Baltimore)	7	1963
Raymond Chester (Oakland)	7	1970
Eric Green (Pittsburgh)	7	1990

### MOST TOUCHDOWNS BY A PATRIOTS TIGHT END- SEASON

PLAYER	TD RECEPTIONS	YEAR
<b>Rob Gronkowski</b>	<b>10</b>	<b>2010</b>
Ben Coates	9	1996

### MOST TOUCHDOWNS BY A TIGHT END IN 2010

Rank	Player	TDs
<b>1t.</b>	<b>Rob Gronkowski (NE)</b>	<b>10</b>
1t.	Antonio Gates (SD)	10
1t.	Mercedes Lewis (JAC)	10
4	Jason Witten (Dal)	9
5	Vernon Davis (SF)	7
<b>6t.</b>	<b>Aaron Hernandez (NE)</b>	<b>6</b>
6t.	Tony Gonzalez (NE)	6

## GRONKOWSKI ON A GOOD PACE IN 2011

Gronkowski has five touchdowns so far in 2011. The NFL record for most touchdowns in a season by a tight end is 13 by Vernon Davis (SF) in 2009 and Antonio Gates (SD) in 2004. Gronkowski has a total of 15 touchdowns in 21 NFL games.

## GRONKOWSKI SCORES IN FIVE STRAIGHT GAME

TE Rob Gronkowski tied a Patriots record by catching a touchdown pass in five straight regular season game with a 1-yard touchdown pass in the first quarter at Buffalo (9/25). Randy Moss, Daniel Graham, Michael Timpson and Jimmy Colclough also caught touchdown passes in five straight games.

## GRONKOWSKI HAS HIS FOURTH GAME WITH 2 OR MORE TOUCHDOWNS

Gronkowski scored on a 1-yard touchdown in the first quarter and a 26-yard touchdown in the second quarter vs. Buffalo (9/25) for his fourth game with two or more touchdowns and his second straight game with two or more touchdowns. Gronkowski scored on a 10-yard pass in the second quarter and 17-yard pass in the fourth quarter vs. San Diego (9/18). He had a career-high three at Pittsburgh (11/14/10) and then had two at Buffalo (12/26/10).

## GRONKOWSKI SETS CAREER LONG RECEPTION

Gronkowski had a career-long 30-yard reception in the third quarter vs. San Diego (9/18). His previous best was a 28-yarder vs. Miami (1/2/11) in the 2010 regular season finale.

## GRONKOWSKI SETS CAREER-HIGH

Gronkowski set a career high with seven receptions for 109 yards at Buffalo (9/25). His previous best was six receptions vs. Miami (1/2/11) and at Miami (9/12/11). His previous best in receiving yards was 102 yards vs. Miami (1/2/11).





# PATRIOTS OFFENSIVE NOTES

## AARON HERNANDEZ STARTS BIG

Hernandez's first NFL reception was a 45-yard catch in the first quarter of the season-opener vs. Cincinnati (9/12/10). It is the longest reception by a Patriots rookie on his first catch since WR Tony Simmons had a 47-yard reception in his debut on Oct. 15, 1998. Hernandez had 563 receiving yards on 45 receptions in 2010. The 45 receptions are most by a Patriots rookie tight end. His 563 yards are second to Russ Francis, who had 636 receiving yards in 1975.

### MOST RECEPTIONS BY A PATRIOTS ROOKIE TIGHT END

PLAYER	RECEPTIONS	YEAR
Aaron Hernandez	45	2010
Rob Gronkowski	42	2010
Greg Baty	37	1986
Russ Francis	35	1975

### MOST RECEIVING YARDS BY A PATRIOTS ROOKIE TIGHT END

PLAYER	RECEPTIONS	YEAR
Russ Francis	636	1975
Aaron Hernandez	563	2010
Rob Gronkowski	546	2010
Jim Whalen	381	1965

## HERNANDEZ HAS CAREER DAY IN 2011 OPENER

TE Aaron Hernandez had a career day with seven receptions for 103 receiving yards for his second NFL 100-yard game. He had 101 yards at the New York Jets on Sept. 19, 2010. Hernandez matched the career-high seven receptions with his second seven-reception game in a row vs. San Diego (9/18).

## HERNANDEZ HAD TOUCHDOWN PASSES IN BACK-TO-BACK GAMES FOR THE FIRST TIME

TE Aaron Hernandez registering his first games with back-to-back touchdowns after catching a 14-yard touchdown pass in the first quarter against the Chargers (9/18). He had a 1-yard touchdown pass in the third quarter in the season-opener at Miami (9/12).

## CHAD OCHOCINCO NAME CHANGE

Chad Ochocinco was acquired by the Patriots in a trade with Cincinnati on July 29, 2011. He played as Chad Johnson for the first seven years of his Bengals career. He legally changed his last name to Ochocinco prior to the 2008 season. Upon joining the Patriots, TE Aaron Hernandez switched his jersey number from 85 to 81 to accommodate Ochocinco. Said Ochocinco on getting number 85 from Hernandez: "Nothing [exchanged]. It was Mr. Hernandez's way of greeting me here. He gave me the number, I didn't have to pay anything. I just shook his hand and said, 'Thank you.'"

## OCHOCINCO IN THE RANKINGS

Ochocinco is 27<sup>th</sup> on the NFL's all-time list with 10,919 receiving yards. He is one of 34 players in NFL history to reach 10,000 yards receiving. Among active players, he ranks fifth in receiving yards.

He is 28<sup>th</sup> on the NFL all-time list with 760 receptions and is one of 33 players to reach 700 receptions.

He has 66 touchdown receptions and needs four to become the 33<sup>th</sup> player in NFL history to reach 70 touchdown receptions.

## MATTHEW SLATER: LIKE FATHER LIKE SON

Matthew Slater, drafted in 2008, is one of six sons of Hall of Fame members to be drafted in NFL history.

### HALL OF FAME FATHERS WITH SONS DRAFTED IN THE NFL

- Jackie Slater (class of 2001) – son, Matthew Slater (NE)
- Howie Long (class of 2000) – son, Chris Long (STL)
- Bobby Bell (class of 1983) – son, Bobby Bell (NYJ)
- Tony Dorsett (class of 1994) – son, Anthony Dorsett (HOU)
- Bob Griese (class of 1990) – son, Brian Griese (DEN)
- Kellen Winslow (class of 1995) – son, Kellen Winslow (CLE)

## SLATER RECORDS FIRST CAREER RECEPTION IN 2011 SEASON-OPENER

Slater registered his first NFL reception with a 46-yard catch from QB Tom Brady in the first quarter of the 2011 season-opener at Miami (9/12).

## GREETINGS FROM KAARST, GERMANY: SEBASTIAN VOLLMER MAKES HIS MARK

A native of Kaarst, Germany, Vollmer did not begin playing football until the age of 14 when he started playing for the Dusseldorf club team. Vollmer helped lead his German prep school team to two national football championships. His early football success landed him an appearance in the 2004 Global Junior Championships in San Diego, which led him to a scholarship at Houston. He spoke almost no English when he signed with Houston, but he became fluent in the language as he developed from a 250-pound tight end into a 315-pound lineman who started his final 25 games at tackle for the Cougars. Vollmer's collegiate career created interest from the NFL where the Patriots drafted him in the second round of the 2009 draft. Nicknamed Seabass, during his playing days at Houston. The nickname has carried over to the NFL.

## WATERS BEGAN HIS CAREER AS A TIGHT END

Despite going to five Pro Bowls as a guard, there was a time when even Brian Waters didn't know his position. He played tight end for three years in college at North Texas before becoming the team's starting defensive end, backup tight end and fill-in fullback as a senior. He was signed by Dallas as a rookie free agent tight end in 1999 but did not make the team. He was signed by Kansas City the following winter and was sent to the Berlin Thunder of NFL Europe as an offensive lineman. Waters returned to the NFL in 2000, making the Kansas City roster as an offensive lineman. Now with the Patriots, it's clear how Waters carved out a permanent position for himself in the NFL. Said Bill Belichick, "Every time I go by his locker he's studying his game plan. Very professional. I've really been impressed with not only the way he's performed, but just the way he's gone about his job. He adds a lot of quiet leadership."

## DANNY WOODHEAD SET TEAM MARK FOR RUSHING AVERAGE IN 2010

Danny Woodhead finished the 2010 season with 97 rushes for 547 yards, with his average of 5.64 yards per carry setting a new team record (minimum 90 rushing attempts). Woodhead topped Don Calhoun's previous team mark of 5.59 yards per carry in 1976 (129 attempts for 721 yards).

### MOST YARDS PER CARRY / SINGLE SEASON PATRIOTS HISTORY (Minimum 90 rushes)

Player	Year	Gm	Rush	Yds	Avg.	Lg
D. Woodhead	2010	14	97	547	5.64	36t
Don Calhoun	1976	14	129	721	5.59	54
Mosi Tatupu	1983	16	106	578	5.45	55

Danny Woodhead's career average of 5.382 is the best ever in franchise history among any players with at least 100 rushing attempts.

### PATRIOTS ALL-TIME LEADERS / RUSHING AVERAGE (Minimum 100 Attempts)

Name	Years	Att	Yds	Avg.	TD
Danny Woodhead	2010-11	123	662	5.382	5
Jim Plunkett	1971-75	159	817	5.138	9
Steve Grogan	1975-90	445	2176	4.890	35
Robert Weathers	1982-86	159	733	4.610	4
Sammy Morris	2007-10	334	1486	4.449	12
BenJarvus Green-Ellis	2008-11	406	1730	4.261	23

## WOODHEAD GOES FROM DIVISION II TO THE NFL

Danny Woodhead was a standout at Division II Chadron State in Nebraska. He averaged 178.9 yards per game and totaled 101 rushing touchdowns during his collegiate career. Woodhead's outstanding junior and senior seasons earned him two Harlon Hill Trophies, the Division II equivalent to the Heisman Trophy. He is one of just three players to ever win two or more Harlon Hill Trophies, joining Texas A&M University-Kingsville running back Johnny Bailey, who won it three times (1987-89) before playing six seasons in the NFL for the Bears, Cardinals, and Rams. Valdosta State University's Dusty Bonner was the only other player to win the Harlon Hill Trophy multiple times (2000 and 2001). Cincinnati Bengals running back Bernard Scott (2008–Abilene Christian) joins Woodhead as active NFL running backs who have won the award.






# WR Wes Welker News & Notes

## WELKER LEADS NFL IN RECEPTIONS SINCE 2007

Wes Welker leads the NFL with 477 receptions since the start of 2007. He is the first player to reach 300 receptions in his first 40 games with a new team. Welker is leading the NFL in 2011 with 45 receptions for 740 yards.



### 2007-PRESENT NFL REC. LEADERS

Player	Team	Rec.	Yds	TD
<b>Wes Welker</b>	<b>NE</b>	<b>477</b>	<b>5,276</b>	<b>27</b>
Reggie Wayne	IND	419	5,606	33

## WELKER LEADS TEAM IN RECEPTIONS FOR RECORD FOURTH STRAIGHT YEAR IN 2010

Wes Welker became the first Patriots player to lead the team in receiving in four straight years after finishing 2010 with 86 receptions. The 86 receptions tied for sixth best in the NFL. He also led the team in receiving yards (848) for the third straight year. Welker suffered a knee injury in the 2009 regular-season finale at Houston and missed New England's postseason game vs. Baltimore. Welker returned from his injury well ahead of expectations and was back in the starting lineup for the season-opener in 2010.

## WELKER HAD THREE STRAIGHT 100 CATCH AND 1,000 YARD SEASONS

Welker registered his third straight season with at least 100 receptions (123) and 1,000 receiving yards (1,348) in 2009. Only four other NFL players have had three consecutive seasons of at least 100 receptions and 1,000 yards receiving: Marvin Harrison (4, 1999-02), Brandon Marshall (3, 2007-09), Herman Moore (3, 1995-97) and Jerry Rice (3, 1994-96). Welker is the only player in NFL history with three straight seasons with 110 or more receptions.

### MOST 100-RECEPTIONS SEASON IN NFL HISTORY

Player	100-reception seasons
Marvin Harrison	4
Jerry Rice	4
<b>Wes Welker</b>	<b>3</b>
Brandon Marshall	3
Herman Moore	3
Andre Johnson	3
Reggie Wayne	3

## WELKER: 7.2 CATCHES PER GAME SINCE 2007

Wes Welker is averaging 7.2 receptions per game since joining New England in 2007. His 7.2 average is the highest in the NFL during that time.

### MOST RECEPTIONS PER GAME SINCE 2007 (Minimum-20 games)

Player	Team	Average
<b>Wes Welker</b>	<b>New England Patriots</b>	<b>7.2</b>
Andre Johnson	Houston Texans	6.7
Brandon Marshall	Denver/Miami	6.5

## WELKER FINISHES WITH SECOND MOST RECEPTIONS AND SECOND HIGHEST AVERAGE IN NFL HISTORY IN 2009

Welker led the NFL with 123 receptions in 2009, despite missing two games and most of the season-finale due to an injury. He averaged 8.8 receptions in the 14 games he played. The 123 receptions are a Patriots record and match Herman Moore (Detroit in 1995) for the second most receptions in a single season in NFL history, behind Marvin Harrison's NFL record of 143 receptions in 2002. Welker's 8.8 catches per game in 2009 rank second in NFL history to the 8.9 average set by Harrison in 2002. He has 20 games with nine or more catches since joining the Patriots. His 20 games with nine or more catches are the most in Patriots history.

### MOST RECEPTIONS IN A SEASON

Player	Team	Year	Receptions
Marvin Harrison	Indianapolis	2002	143
<b>Wes Welker</b>	<b>New England</b>	<b>2009</b>	<b>123</b>
Herman Moore	Detroit	1995	123

## WELKER IS STREAKING

Welker has a streak of 83 straight regular-season games with at least one reception. He has caught at least one pass in each of his 70 games with the Patriots, including four postseason games. The last time that Welker did not catch a pass in a game was December 24, 2005 when he was with Miami. He has caught at least one pass in 66 consecutive regular-season games with the Patriots extend a franchise record. TE Ben Coates originally set the record with 63.

## WELKER TIES NFL RECORD FOR 10-PLUS CATCH GAMES IN A SEASON WITH SEVEN IN 2009

Welker had seven 10-plus reception games in 2009 season to tie the NFL record for most 10-plus reception games in a single season. Andre Johnson of Houston had seven 10-plus reception games in 2008.

### PATRIOTS MOST GAMES WITH 10-PLUS CATCHES

#### No. of 10-plus reception games for the Patriots

<b>Wes Welker</b>	<b>12</b>
Ben Coates	5
Troy Brown	5

## WELKER PILES UP YARDS

Wes Welker had a career-high in receiving yards with 1,348 in 2009. It is the third highest in team history. Welker has three of the top eight receiving seasons in team history with his three-straight (1,175 in 2007, 1,165 in 2008 and 1,348 in 2009).

### PATRIOTS SINGLE-SEASON RECEIVING YARD LEADERS

Player	Season	Yds	Rec.	TD
Randy Moss	2007	1493	98	23
Stanley Morgan	1986	1491	84	10
<b>Wes Welker</b>	<b>2009</b>	<b>1348</b>	<b>123</b>	<b>4</b>
Randy Moss	2009	1264	83	13
Troy Brown	2001	1199	101	5
<b>Wes Welker</b>	<b>2007</b>	<b>1175</b>	<b>112</b>	<b>8</b>
Ben Coates	1994	1174	96	7
<b>Wes Welker</b>	<b>2008</b>	<b>1165</b>	<b>111</b>	<b>3</b>

## WELKER IS AVERAGING 9 RECEPTIONS PER GAME IN 2011

Wes Welker is averaging 9.0 receptions per game through the first five weeks with 45 receptions. The NFL record for highest average catches for per game in a season is 8.9 by Marvin Harrison in 2002.

## WELKER TIES NFL RECORD WITH THREE GAMES OF 8 RECEPTIONS AND 150 YARDS AND A TD

Welker is already tied with six other players as the only players in NFL history to have at least eight receptions, 150 receiving yards and at least one touchdown three times in a single season with three such games in 2011.

### PLAYERS TIED FOR NFL RECORD OF THREE GAMES WITH 8+ REC, 150+ YDS, AND 1+ TD IN A SINGLE SEASON

<b>Wes Welker</b>	<b>2011</b>
Randy Moss	2003
Tim Brown	1995
Isaac Bruce	1995
Jerry Rice	1993
Sterling Sharpe	1989
Roy Green	1984

## WELKER SETS FRANCHISE RECORD FOR RECEIVING YARDS; TIED TEAM MARK IN RECEPTIONS

Welker had a career-high 217 receiving yards to set a franchise record at Buffalo (9/25). The previous record was set by Terry Glenn when he had 214 at Cleveland on Oct. 3, 1999. It is the second 200-yard performance in franchise history. Welker's previous best was 192 yards vs. the New York Jets (11/22/09). Welker's 16 receptions at Buffalo are a personal best and are tied with Troy Brown for the franchise mark. Brown had 16 vs. Kansas City on September 22, 2001. Welker's previous best were the 15 he had vs. the New York Jets (11/22/09).



# WES WELKER/DEFENSIVE NOTES

## WELKER TIED FOR THIRD AMONG ACTIVE PLAYERS WITH 12 10-PLUS RECEPTION GAMES

Welker now has 12 10-plus receptions

### Most Games with 10+ receptions/Active Players

- 15 Andre Johnson
- 14 Reggie Wayne
- 12 Wes Welker**
- 12 Anquan Boldin
- 12 Brandon Marshall

### MOST GAMES WITH 10+ RECEPTIONS IN NFL HISTORY

- 17 Jerry Rice
- 16 Marvin Harrison
- 15 Andre Johnson
- 14 Cris Carter
- 14 Reggie Wayne
- 13 Tim Brown
- 12 Wes Welker**
- 12 Anquan Boldin
- 12 Brandon Marshall

## WELKER ON PACE TO SET NFL MARK


Welker has 45 receptions in 2011. He is on pace for 144 receptions. That number would eclipse the NFL record of 143 receptions by Marvin Harrison in 2002. Welker has 740 receiving yards and is on pace for 2,368 which would break Jerry Rice's record of 1,848 set in 1995. Through five games, Welker has 740 receiving yards. His total is higher than the combined total for the top two leading receivers on 24 teams and the combined totals for the top three receivers on 14 teams. Welker has more receiving yards than 14 teams' entire wide receiving corps.

## KYLE ARRINGTON SCORES ON A 36-YARD INTERCEPTION RETURN

Kyle Arrington registered his first NFL interception and returned it 36 yards for a touchdown in the third quarter vs. Green Bay on Dec. 19, 2010. Arrington's interception return was his second touchdown of 2010. He scored when he returned a blocked field goal 35 yards for a touchdown at Miami on Oct. 4.

## PATRICK CHUNG RECORDS HIS FIRST NFL BLOCKED PUNT AND BLOCKED FIELD GOAL

S Patrick Chung blocked a second half punt and field goal at Miami (10/04) to become the first NFL player to do both in a single game since Houston CB Ramon Walker had a blocked field goal and punt vs. New England on Nov. 23, 2003. Chung blocked a second half punt to give the Patriots to set up a 12-yard touchdown run by RB BenJarvus Green-Ellis. Chung then blocked a 53-yard field goal attempt in the fourth quarter that was recovered by CB Kyle Arrington and returned for a touchdown. Chung was a two-time special teams player of the year during his college career at Oregon.




## PATRICK CHUNG'S JOURNEY TO THE NFL

Long before S Patrick Chung picked up flag football as a teen, his mother, Jamaican recording artist Sophia George, had preached about being a tough man in a song. Her hit single, "Girlie Girlie" – a traditional reggae song about poking fun at a boy who was not man enough – topped the charts in 1985. Chung is aware that among his talents he was born with speed and agility - singing is not one of them. Chung, who possesses a great sense of pride in his unique heritage – his mother is Jamaican and his father is half Jamaican and half Chinese, was born in Jamaica and moved to California at age 12 where he started to play football as a freshman in high school. Chung went on to star at Oregon, where he holds the distinction of starting more games than any other defensive player in school history with 51 starts. He originally entered the draft as junior, but ultimately decided to return for his senior season. Pinned to the back of his locker is a reminder of the support he has gotten - a Jamaican flag that indicates his family's importance to him.

## GARY GUYTON HAD TWO DEFENSIVE TOUCHDOWNS IN 2010

LB Gary Guyton returned a fumble 35 yards for a touchdown at Chicago (12/12/10) and returned an interception 59 yards for a touchdown in the season-opener vs. Cincinnati (9/12/10). Guyton is the first Patriots player to score two defensive touchdowns in a season since LB Tedy Bruschi returned two interceptions for touchdowns in 2003.



## GUYTON AND ARRINGTON RETURN FIRST CAREER INTERCEPTIONS FOR SCORES

LB Gary Guyton intercepted his first pass vs. Cincinnati (9/12/10) and returned it 59 yards for a touchdown, and CB Kyle Arrington returned his first career interception vs. Green Bay (12/19/10) 36 yards for a touchdown. The Patriots now have three players on the roster who have returned an interception for a score on their first career pick. James Sanders returned his first pick 39 yards for a touchdown at Buffalo on Dec. 11, 2005.

## GUYTON HAS THE WORK ETHIC

Gary Guyton was not drafted into the NFL, but through a solid work ethic was able to make the 53-man roster and has been a solid player over the last three seasons for the Patriots. Taking a peak into his work history shows his work ethic goes beyond the football field. At the end of his rookie season, Guyton went back to Georgia Tech and worked as an office assistant at the school's research institute.

"I was an office assistant, right there at the desk," said Guyton, who worked for a small wage at Georgia Tech Research Institute. "Just a regular office assistant. Tech is my school and I enjoyed it."

"He's smart, well prepared," Bill Belichick said. "He understands. He's got a real good understanding of football. Not just his role, but where other people have to be. That's what you really want in a defensive signal-caller, someone that understands how it all works."

"It's been a long road," Guyton said. "I have come far. I've achieved some things. But I don't look back, just forward."

## ALBERT HAYNESWORTH JOINS THE PATRIOTS AND GETS REUNITED WITH HIS BEST FRIEND

When Albert Haynesworth came to New England, he did more than just join a new team. He was reunited with best friend Pat Santa Maria, the owner of Pat's Service Center & Towing in Worcester, Mass. The two met six years ago in Rhode Island over a shared love of power boats. A long-distance friendship blossomed and the two have done everything from vacationing with their fiancées to snowmobiling to sitting in the stands at Patriots games, even while Haynesworth played for a different NFL team. The two talked about what it would be like if Haynesworth ever played for Bill Belichick and the Patriots. Now that has come to fruition. Pat's tow trucks are undergoing a makeover, getting customized with Haynesworth's No. 92 and his initials. Santa Maria knows a different guy than the one depicted in the media – a friend who dropped everything and flew up to New England after Santa Maria's mother passed away unexpectedly, coincidentally on Haynesworth's birthday. As Santa Maria told the Boston Herald, "That's the guy I know. He's a standup guy and a man of his word."



# PATRIOTS DEFENSIVE NOTES

## KYLE LOVE 'MINI-V' FOLLOWS WILFORK

Kyle Love has been looking up to Vince Wilfork since his days at Mississippi State, when his teammates dubbed him "Mini-V" for his resemblance to the Patriots defensive tackle. The nickname led Love to closely monitor Wilfork as he finished his playing days with the Bulldogs. Little did he know that he would get the chance to watch Wilfork from an even closer perspective – lined up next to him on the Patriots defensive line. "I stay close to that guy always. Watch me out here, I'm right beside him, no matter what," Love told the Boston Globe. Now that they're on the same team, Wilfork has become an even bigger influence, like a big brother, according to Love.

## STILL RECEIVING THE LOVE

Kyle Love continues to receive motivation from his father, retired Army colonel Anthony Love. Every game day, his father sends him a text message with words of encouragement to get him excited. His dad has been motivating him since middle school and the message has always remained the same: "Give the coaches a reason to keep you."

## MAYO LED NFL WITH 193 TOTAL TACKLES

LB Jerod Mayo finished first in the NFL with a career-high 193 total tackles in 2010 with two 19-tackle games: vs. BLT (10/17) and vs. GB (12/19). His 193 tackles are the highest since LB Steve Nelson had 207 tackles in 1984 and are the third highest in team history. Mayo had ten games in 2010 with 10-plus tackles.



### Patriots Single Season Tackle Leaders All-Time

Year	Player	Tackles
1983	LB Clayton Weishuhn	229
1984	LB Steve Nelson	207
<b>2010</b>	<b>LB Jerod Mayo</b>	<b>193</b>
1980	LB Steve Nelson	186

## MAYO IS A YOUNG LEADER

Jerod Mayo learned knowledge and discipline are the keys to success while spending afternoons with his three brothers under the supervision of their grandfather, Walter Johnson, a retired Air Force veteran of 30 years. While Mayo's mother worked two jobs, Johnson taught the boys discipline, responsibility and the value of life. Those lessons helped Mayo develop a work ethic and demeanor that has earned him the nickname of "Old Soul" from his teammates. His leadership skills and talent helped him become only the second Patriot to be named AFC Rookie of the Year, earning that title in 2008 to join Michael Haynes (1976).

## MAYO NAMED 2011 RON BURTON COMMUNITY SERVICE AWARD WINNER

Linebacker Jerod Mayo was named the 2011 Ron Burton Community Service Award winner at the Patriots Charitable Foundation's Annual Kickoff Gala on August 30<sup>th</sup>. Upon receiving the award, Mayo recognized Myra Kraft's impact, saying, "Not only did she give with her funds and things like that, but her time. She was on the front lines, digging the holes, putting the trees up and things like that. Just seeing examples like that really means a lot to me." Mayo is a constant presence at Patriots Charitable Foundation activities, especially events that benefit children. In 2010, he launched the Mayo Bowl, an annual celebrity bowling fundraiser for Pitching in for Kids, a charity that helps improve the lives of children in New England.

## DEVIN MCCOURTY RECORDS SEVEN INTERCEPTIONS

CB Devin McCourty tied for second in the NFL and led all rookies with seven interceptions in 2010. The seven interceptions by a Patriots rookie are second to the eight by Mike Haynes in 1976.

### Most Interceptions by a Patriots Rookie

Player	Interceptions	Year
Mike Haynes	8	1976
<b>Devin McCourty</b>	<b>7</b>	<b>2010</b>

## DOUBLE TROUBLE: CB DEVIN MCCOURTY

After being selected by the Patriots in the first round of the 2010 NFL Draft, CB Devin McCourty became part of a select group in league history. McCourty's identical twin brother, Jason, is a cornerback with Tennessee, selected in the sixth round of the 2009 NFL Draft. The two are the 12<sup>th</sup> set of twins to play in the NFL. Devin redshirted for the 2005 season and therefore was a year behind his brother in eligibility. McCourty is the second twin to suit up for the Patriots, after CB Kato Serwanga was a member of the team from 1998-2000. His twin brother Wasswa played for San Francisco and Minnesota from 1999-2001. According to McCourty's mother, the two can only be told apart by tiny scars on their faces left by chickenpox.

## ROB NINKOVICH: WHERE DID HE COME FROM?

Rob Ninkovich journey to the Patriots was not easy. He entered the league as a fifth-round pick of New Orleans in 2006 and was waived four times by New Orleans and Miami before landing in New England on Aug. 2, 2009. He spent the 2009 offseason trying to make the New Orleans team as a long snapper without even getting a look at linebacker. Before coming to the Patriots he had appeared in just eight games over three years. He doubled that total in his first year in New England, appearing in 15 games in 2009 and his role on the team grown since. He finished with 58, total tackles, four sacks, broke up three passes and had 11 special teams stops last season. He also had two interceptions, both against his former team, the Miami Dolphins. He tied for the AFC lead in fumble recoveries with three, with the most notable coming at San Diego on Oct. 24, when he returned a fumble 63 yards, marking the second longest fumble return in team history. Despite his success, Ninkovich told the Brockton Enterprise, "I don't want to get comfortable. You can't get comfortable because the first time you get comfortable, you're out of a job. I'm always uneasy. That keeps you going."

## WILFORK REGISTERS FIRST CAREER INTERCEPTIONS

Vince Wilfork recorded his first career interception when he picked off QB Philip Rivers in the second quarter vs. San Diego (9/18). He had his second interception at Oakland (10/2) to join Anthony Pleasant (2001) as the only other Patriots defensive lineman to ever record two interceptions in the same season. Wilfork is one of four Patriots defensive lineman to ever record two interceptions overall, joining Pleasant, Richard Seymour and Henry Thomas.

## WILFORK WEARS HIS HEART ON HIS NECK

Vince Wilfork wears No. 75 over his shoulder pads. Underneath hangs a gold chain locket for those who were number one in his heart: his parents. In 2002, parents David and Barbara Wilfork both passed away within five months of each other, leaving the then University of Miami star without his greatest support system. Wilfork, who lost his father to diabetes, has raised hundreds of thousands of dollars for diabetes-related causes. His annual draft day fundraiser, a bowling event he has held for seven years, is one of the signature fundraising events held by a pro athlete in New England. For his charity work, Wilfork was awarded the 2010 New England Patriots Ron Burton Community Service Award. While he will always cherish his National Championship and Super Bowl rings, his constant reminder lies closest to his heart, a picture of his late parents at their high school prom. "I carry them with me wherever I go," Wilfork said of his parents' keepsake. "My parents pushed me to be the best I could be. The things I do and my wife does, we do out of the kindness of our heart, and we do it for the community. I never look for anything in return. My teammates are my second family. My kids, my wife, the New England Patriots – that's all I have."



# PATRIOTS SPECIAL TEAMS NOTES

## GOSTKOWSKI SIXTH BEST EVER IN FIELD GOAL PCT.

Stephen Gostkowski's 84.6 field goal percentage is the sixth-best among NFL kickers all-time.

Player	Years	FGM	FGA	Pct.
Nate Kaeding	2004-11	173	200	86.5
Mike Vanderjagt	1998-06	230	266	86.5
Robbie Gould	2005-11	167	194	86.1
Shayne Graham	2001-10	208	242	86.0
Rob Bironas	2005-11	167	196	85.2
<b>Stephen Gostkowski</b>	<b>2006-11</b>	<b>121</b>	<b>143</b>	<b>84.6</b>
Matt Stover	1991-2009	297	471	83.7
Ryan Longwell	1997-2011	348	416	83.7

### EVEN STEPHEN

Since joining the Patriots as a fourth-round draft choice in 2006, Stephen Gostkowski has connected on 84.6 percent of his regular-season field goal attempts (121-for-143), achieving the best field goal percentage in Patriots history.

### PATRIOTS ALL-TIME LEADERS / FIELD GOAL PCT.

(Minimum 50 Attempts)

Player	Years	FGM	FGA	Pct.
<b>Stephen Gostkowski</b>	<b>2006-11</b>	<b>121</b>	<b>143</b>	<b>.846</b>
Adam Vinatieri	1996-05	263	321	.819

## GOSTKOWSKI IS GOOD IN THE FOURTH QUARTER

Gostkowski kicked two fourth-quarter field goals against the Jets (10/9), raising his streak to 33 consecutive successful fourth-quarter field goals. In his career, Gostkowski is 34 of 35 overall in fourth quarter field goals. His only fourth-quarter miss was in his second career game when he had a 29-yard try blocked at the Jets (9/17/06).

## JAMES IHEDIGBO WILL ALWAYS HAVE HOPE

Amherst, MA native James Ihedigbo is the son of Apollos and Rose Ihedigbo, who came to Massachusetts from Nigeria, earned doctorate degrees from UMass and strived to improve the lives of many Africans back home. When James was in high school, his father returned to Africa to start the Nigerian-American Technical and Agricultural College. He worked to build the school for two years before dying in 2002 from kidney failure. In 2008, Ihedigbo, his mother and his four siblings kept his legacy alive by founding HOPE Africa, an organization that helps fund educational and medical efforts in Africa and supports the college his father started. As he told the Boston Herald, Ihedigbo hopes to "help students be what they dream they can be." He went a long way toward that goal in March 2011 when he traveled to Africa with three other NFL players, Amobi Okoye, Frank Okam and Connor Baldwin, and his mother, who serves as HOPE Africa's executive director. They brought 3,500 books, ran health clinics, taught kids American football and most of all, spread hope.

## ZOLTAN MESKO SET AN NFL ROOKIE RECORD FOR NET PUNTING AVERAGE IN 2010

Zoltan Mesko finished with a 38.4 net average to set an NFL rookie record for net punting average in 2010. His 38.4 net average is the highest of any rookie punter since the net punting average was first tracked in 1976, surpassing the 38.0 net average that Los Angeles Rams' Dale Hatcher set in 1985.

### ZOLTAN MESKO: COMING TO AMERICA

Rookie P Zoltan Mesko was born in Timisoara, Romania on the Romania-Hungary border. On Many occasions in 1989, during the communist revolutions, his family was forced to take cover to avoid gun shots from the armies. Even after the fall of the Berlin Wall, his family lived in poverty. His family left Romania when his father won a United States Permanent Resident Card (green card) in the Diversity Immigrant Visa Lottery in 1997 when Mesko was 11.

### MESKO DISCOVERS FOOTBALL


An avid soccer player from his days in Romania, Mesko had a strong leg. It was only when he came to America that he discovered his leg could take him places. In eighth grade, Mesko was playing kickball in the gym when he kicked the ball so high that he broke a light fixture. He was given a choice: pay for the light fixture or play football. With his family still struggling with money and football being a more popular sport than soccer at his school, the choice was an obvious one—Mesko decided to play football. His leg would land him numerous Division I scholarships and admission offers from Ivy League schools. From these, Mesko chose to play football at Michigan.







# PATRIOTS HOME DOMINANCE



Since the Patriots moved to Gillette Stadium in 2002, they have celebrated more regular season and postseason wins than any other team in the NFL. The Patriots have the highest point differential at home in that time and are among the top three offensive and defensive leaders at home. The Patriots home dominance is especially strong against NFC teams.

REGULAR SEASON HOME RECORD SINCE 2002					
Rank	Team	W	L	T	Pct.
1	<b>New England</b>	<b>62</b>	<b>12</b>	<b>0</b>	<b>0.838</b>
2	Indianapolis	57	18	0	0.760
3	Baltimore	55	19	0	0.743
4	Pittsburgh	53	20	1	0.726
5	San Diego	53	22	0	0.707

HOME PLAYOFF RECORD SINCE 2002 (MIN. 5 GAMES)					
Rank	Team	W	L	T	Pct.
1	Seattle	5	1		0.833
2	<b>New England</b>	<b>7</b>	<b>2</b>		<b>0.778</b>
3	Philadelphia	5	2		0.714
3	Pittsburgh	5	2		0.714
5	Indianapolis	6	3		0.667

HOME RECORD SINCE 2002 (INCLUDING PLAYOFFS)					
Rank	Team	W	L	T	Pct.
1	<b>New England</b>	<b>69</b>	<b>14</b>	<b>0</b>	<b>0.831</b>
2	Indianapolis	63	21	0	0.750
3	Baltimore	55	21	0	0.724
4	Pittsburgh	58	22	1	0.725
5	San Diego	55	25	0	0.688

HOME RECORD AFTER HALLOWEEN SINCE 2002					
Rank	Team	W	L	T	Pct.
1	<b>New England</b>	<b>31</b>	<b>7</b>	<b>0</b>	<b>0.815</b>
2	Indianapolis	35	10	0	0.778
3	Baltimore	32	11	0	0.744
4	Green Bay	29	10	0	0.744
5	San Diego	30	11	0	0.732

HOME RECORD VS. NFC SINCE 2002					
Rank	Team	W	L	T	Pct.
1	<b>New England</b>	<b>17</b>	<b>1</b>	<b>0</b>	<b>0.944</b>
2	Pittsburgh	16	2	1	0.868
3	Baltimore	16	3	0	0.842
4	Indianapolis	14	4	0	0.778
5	Jacksonville	14	6	0	0.700

HOME RECORD VS DIVISIONAL OPPONENTS SINCE 2002					
Rank	Team	W	L	T	Pct.
1	Indianapolis	23	4	0	0.852
2	<b>New England</b>	<b>23</b>	<b>5</b>	<b>0</b>	<b>0.821</b>
3	Seattle	21	7	0	0.750
3	San Diego	21	7	0	0.750
5	Pittsburgh	20	7	0	0.741
5	Green Bay	20	7	0	0.741
7	Minnesota	20	8	0	0.714

POINT DIFFERENTIAL AT HOME SINCE 2002		
Rank	Team	Point Differential
1	<b>New England</b>	<b>757</b>
2	Baltimore	641
3	Indianapolis	600
4	San Diego	594
5	Pittsburgh	537

POINTS ALLOWED PER GAME AT HOME SINCE 2002		
Rank	Team	Points Allowed
1	Baltimore	15.6
2	<b>New England</b>	<b>16.5</b>
3	Pittsburgh	17.3
4	New York Jets	17.8
5	Jacksonville	18.7
5	Green Bay	18.7

POINTS SCORED PER GAME AT HOME SINCE 2002		
Rank	Team	Points Scored
1	San Diego	27.8
2	Indianapolis	26.8
3	<b>New England</b>	<b>26.7</b>
4	Green Bay	26.0
5	Kansas City	25.4



# THE TEAM OF THE DECADE

When Robert Kraft purchased the New England Patriots in 1994, few would have thought that 17 years later the franchise would be the undisputed team of the decade in the first decade of the new millennium. Kraft brought a winning vision to the organization and dedicated his resources to building a consistent winner. On Jan. 27, 2000, Kraft hired Bill Belichick to coach the team, and three months later the team drafted then-unheralded quarterback Tom Brady, putting the final pieces in place for the Patriots to become the most successful NFL team of the 2000s. Below is a look at the accomplishments of the Patriots during the first decade of the new millennium that earned the Patriots the "Team of the Decade" moniker.

## THE PATRIOTS' UNMATCHED NFL SUCCESS FROM 2000-2009

### Super Bowl Titles

New England .....	3
Pittsburgh.....	2
Baltimore.....	1
Indianapolis.....	1
New Orleans.....	1
N.Y. Giants.....	1
Tampa Bay.....	1

### Conference Titles

New England .....	4
Indianapolis.....	2
N.Y. Giants.....	2
Pittsburgh.....	2
10 Teams .....	1

### Division Titles

New England .....	7
Indianapolis.....	6
Philadelphia.....	5
Pittsburgh.....	5
San Diego.....	5

**Note:** The Patriots also finished tied for the division lead twice during the 2000s but lost the division title on tiebreakers in 2002 and 2008.

### Playoff Wins

New England .....	14
Philadelphia.....	10
Pittsburgh.....	10
Indianapolis.....	9
Baltimore.....	8

### Playoff Winning Percentage

Team	W	L	Pct.
New England	14	4	.777
New Orleans	5	2	.714
Pittsburgh	10	4	.714
Arizona	4	2	.667
Carolina	5	3	.625
Baltimore	8	5	.615

### Playoff Games Played

New England .....	18
Philadelphia.....	18
Indianapolis.....	17
Pittsburgh.....	14
Baltimore.....	13
N.Y. Giants.....	11

### Overall Wins

(Includes Regular Season and Playoffs)

New England .....	126
Indianapolis.....	124
Pittsburgh.....	113
Philadelphia.....	113
Baltimore.....	100

### Overall Winning Percentage

(Includes Regular Season and Playoffs)

Team	W	L	T	Pct.
New England	126	52	0	.708
Indianapolis	124	53	0	.701
Pittsburgh	113	60	1	.652
Philadelphia	113	64	1	.638
Green Bay	98	71	0	.580

### Most Victories in a Season (Inc. Playoffs), 2000-09

Team	Year	W
New England	2007	18
New England	2003	17
New England	2004	17
Baltimore	2000	16
St. Louis	2001	16
Pittsburgh	2004	16
Indianapolis	2006	16
Indianapolis	2009	16
New Orleans	2009	16

### Most Victories in a Single Regular Season, 2000-09

Team	Year	W
New England	2007	16
Pittsburgh	2004	15
New England	2003	14
New England	2004	14
Indianapolis	2005	14
Indianapolis	2009	14
St. Louis	2001	14

### Playoff Games Hosted

New England .....	9
Philadelphia .....	9
Pittsburgh.....	8
Indianapolis.....	8

### Major Sports League Titles, 2000-09

Los Angeles Lakers	NBA	4
New England Patriots	NFL	3
San Antonio Spurs	NBA	3
Boston Red Sox	MLB	2
Detroit Red Wings	NHL	2
Houston Dynamo	MLS	2
Los Angeles Galaxy	MLS	2
New Jersey Devils	NHL	2
New York Yankees	MLB	2
Pittsburgh Steelers	NFL	2
San Jose Earthquakes	MLS	2

### Major Sports Conference Titles, 2000-09

Los Angeles Lakers	NBA	6
New England Patriots	NFL	4
New England Revolution	MLS	4
Los Angeles Galaxy	MLS	4
New York Yankees	MLB	4
Detroit Red Wings	NHL	3
New Jersey Devils	NHL	3
San Antonio Spurs	NBA	3

### Seasons of NFL Playoff Advancement

Philadelphia .....	7
New England .....	6
Pittsburgh.....	5
Baltimore.....	4
Indianapolis.....	4
Green Bay .....	3
Oakland.....	3
Seattle .....	3
New Orleans.....	3



# PATRIOTS FOOTBALL NETWORK

The **Patriots Football Network** (PFN) is the full portfolio of media offerings from the three-time Super Bowl Champion New England Patriots. PFN provides Patriots content produced both in-house and with media partners spanning print, television, radio and the Internet.

## PATRIOTS ALL ACCESS

**T** Emmy-Award winning Patriots All Access airs weekly throughout the season on WBZ, Channel 4 in Boston and regional affiliates. Patriots All Access features exclusive, behind-the-scenes access and in-depth weekly features on Patriots players and personnel. Hosted by WBZ's Steve Burton, the show features weekly sit-downs with Coach Bill Belichick, including the popular "Belestrator" segment where the coach breaks down upcoming opponents. Fridays at 7:00 p.m. and Sundays at 9:00 a.m. on **TV 38 in Boston; WNAC-TV in Providence**; Saturdays at 12:05 a.m. on **WMUR-TV in Manchester, N.H.** Saturdays at 5:00 a.m. on **WMTW-TV in Portland, Maine**; Saturdays at 5:00 p.m. on **WCTX-TV in Hartford, Conn.** Saturdays at 7:00 p.m. on **WFXQ-TV in Springfield, Mass.**; Sundays at 11:00 a.m. on **WVII-TV in Bangor, Maine**



## TOTALLY PATRIOTS



**T**otally Patriots is a unique, one of a kind Patriots show aimed for the next generation of Patriots fans. This weekly, youth oriented football show allows school aged fans unprecedented access to their favorite players, enabling them to ask questions in a relaxed, informal setting.

### PATRIOTS TODAY AND PATRIOTS THIS WEEK

**PATRIOTS TODAY:** Available daily at Patriots.com and on Verizon Fios on Demand, as well as on Verizon wireless' VCAST.

**PATRIOTS THIS WEEK:** Saturdays 10:30 p.m. on Comcast Sports Net.

*Patriots Today* gives fans a daily, in-depth look at the club that is unmatched by any other outlet. The show is hosted by Lyndsay Petruncy with daily reports from Brian Lowe and twice-weekly analysis from PFW's Paul Perillo. This daily Webcast is dedicated exclusively to the Patriots and provides daily features, reports and commentary that will satisfy every fan's daily Patriots fix. Every Saturday (TBA) on Comcast Sports Net, Lyndsay Petruncy will bring you *Patriots This Week*, providing a thorough recap of each week's developments.

### PATRIOTS.COM NEWS

Patriots.com features daily updates and exclusive content from the writers of *Patriots Football Weekly*, offering everything from breaking news to player features and the popular "Ask PFW" postings.

### VIDEO

The first professional sports team website to offer streaming video provides Patriots fans with a variety of exclusive video content. Visitors can choose their channel and watch exclusive video from news to cheerleaders. Patriots.com also features video of every Patriots press conference, including postgame press conferences and Coach Belichick's weekday media updates.

### AUDIO

Patriots Web Radio programming is available exclusively on Patriots.com beginning at noon each day, Monday through Friday. Kicking off the programming lineup is PFW In Progress, a daily online program that features candid commentary from the writers of *Patriots Football Weekly*. Following PFW In Progress is Patriots Playbook, hosted by John Rooke, featuring items from around the NFL. Stay tuned for the debut of new shows during the 2009 season. Patriots.com also offers streaming audio of every Patriots press conference, as well as archives of Patriots.com Radio shows. Patriots.com provides podcasts of Patriots.com radio offerings as well as exclusive content.

### PATRIOTS MONDAY ON WEEI

WEEI Sports Radio broadcasts Patriots Monday each week, offering fans unique insight and analysis from Coach Belichick and Tom Brady in addition to other Patriots players. WEEI will broadcast Patriots Monday live from Gillette Stadium each Monday, kicking off with Dennis & Callahan at 6:00 a.m.

### PATRIOTS FRIDAY ON WEEI

WEEI Sports Radio broadcasts Patriots Friday each week, offering fans a look ahead at the weekend's game, match ups and rivalries. Various Patriots players will be featured on air. WEEI will broadcast Patriots Fridays each week throughout the season, kicking off with Dennis & Callahan at 6:00 a.m., followed by Mutt and Merloni at 10:00 a.m. and The Big Show with Glenn Ordway and Michael Holley from 2:00 to 6:00 p.m.

### 98.5 THE SPORTS HUB PATRIOTS RADIO NETWORK

A new era in Patriots Radio history began in 2009, with the move of the game broadcasts to 98.5 FM, Boston's Sports Hub. The transition to Boston's new all-sports radio station insures that Patriots fans will continue to hear every kick, block and tackle in stereo, and without static, in crystal-clear FM quality. Fans all over New England will be able to listen in to any of 36 stations on the Safety Insurance 98.5 The Sports Hub Patriots Radio Network, starting with Patriots Preview three hours before kickoff, and capped off with Patriots Postgame for three hours after the final gun.



#### FLAGSHIP STATION 98.5 FM Boston's Sports Hub

##### MASSACHUSETTS

WAQY	Springfield	102.1 FM
WBEC	Pittsfield	1420 AM
WPKZ	Fitchburg	1280 AM
WNAW	N. Adams	1230 AM
WBSM	New Bedford	1420 AM
WPVQ	Greenfield	95.3 FM
WSAR	Fall River	1480 AM
WWFX	Worcester	100.1 FM
WXTK	Hyannis	95.1 FM

##### MAINE

WEBB	Augusta	98.5 FM
WWMJ	Bangor	95.7 FM
WBLM	Portland	102.9 FM
WEGP	Presque Isle	1390 AM

##### CONNECTICUT

WCCC	Hartford	106.9 FM
WMOS	New London	102.3 FM
WINY	Putnam	1350 AM
WGCH	Greenwich	1490 AM

##### NEW HAMPSHIRE

WTPL	Concord	107.7 FM
WSAK	Hampton	102.1 FM
WHQV	Laconia	104.9 FM
WKNE	Keene	99.1 FM
WSHK	Portsmouth	105.3 FM
WGHM	Nashua	1590 AM
WPKQ	N. Conway	103.7 FM
WGAM	Manchester	1250 AM

##### RHODE ISLAND

WPRO	Providence	630 AM
WEAN	Providence	99.7 FM

##### NEW YORK

WCKL	Catskill	560 AM
------	----------	--------

##### VERMONT

WBTN	Bennington	1370 AM
WORK	Barre	107.1 FM
WKVT	Brattleboro	92.7 FM
WCPV	Burlington	101.3 FM
WEXP	Rutland	101.5 FM
WMOO	Derby Center	92.1 FM
WSTJ	St Johnsbury	1340 AM
WMXR	Woodstock	93.9 FM



# 2011 OFFENSIVE STATISTICS

## WON 4, LOST 1

09/12 W 38-24	at Miami
09/18 W 35-21	San Diego
09/25 L 31-34	at Buffalo
10/02 W 31-19	at Oakland
10/09 W 30-21	New York Jets
10/16	Dallas
10/30	at Pittsburgh
11/06	New York Giants
11/13	at New York Jets
11/21	Kansas City
11/27	at Philadelphia
12/04	Indianapolis
12/11	at Washington
12/18	at Denver
12/24	Miami
01/01	Buffalo

N.E. Opp.

TOTAL FIRST DOWNS	136	116
Rushing	34	28
Passing	90	79
Penalty	12	9
3rd Down: Made/Att	29/56	27/61
3rd Down Pct.	51.8	44.3
4th Down: Made/Att	2/4	4/8
4th Down Pct.	50.0	50.0
POSSESSION AVG.	29:52	30:08
TOTAL NET YARDS	2476	2165
Avg. Per Game	495.2	433.0
Total Plays	342	318
Avg. Per Play	7.2	6.8
NET YARDS RUSHING	643	532
Avg. Per Game	128.6	106.4
Total Rushes	138	116
NET YARDS PASSING	1833	1633
Avg. Per Game	366.6	326.6
Sacked/Yards Lost	8/41	8/40
Gross Yards	1874	1673
Att./Completions	196/133	194/127
Completion Pct.	67.9	65.5
Had Intercepted	6	7
PUNTS/AVERAGE	16/45.6	21/48.5
NET PUNTING AVG.	16/38.9	21/40.9
PENALTIES/YARDS	34/318	40/355
FUMBLES/BALL LOST	1/0	4/2
TOUCHDOWNS	20	15
Rushing	6	5
Passing	14	9
Returns	0	1

* SCORE BY PERIODS	Q1	Q2	Q3	Q4	OT	PTS
TEAM	42	40	38	45	0	165
OPPONENTS	17	24	27	51	0	119

* SCORING	TD-Ru-Pa-Rt	K-PAT	FG	S	PTS
Gostkowski	0 0 0 0	19/19	8/ 9	0	43
Green-Ellis	5 5 0 0			0	30
R. Gronkowski	5 0 5 0			0	30
Welker	5 0 5 0			0	30
Branch	2 0 2 0			0	12
Hernandez	2 0 2 0			0	12
Ridley	1 1 0 0			0	6
Woodhead	0 0 0 0			0	2
TEAM	20 6 14 0	19/19	8/ 9	0	165
OPPONENTS	15 5 9 1	14/14	5/ 5	0	119

2-Pt Conv: Woodhead, TM 1-1, OPP 0-1  
 SACKS: Anderson 3.5, Ninkovich 1.5, Chung 1,  
 A. Carter 0.5, Pryor 0.5, Wilfork 0.5,  
 Wright 0.5, TM 8, OPP 8  
 FUM/LOST: Welker 1/0

* RUSHING	No.	Yds	Avg	Long	TD
Green-Ellis	77	333	4.3	16t	5
Ridley	25	161	6.4	33t	1
Woodhead	26	115	4.4	12	0
Welker	1	19	19.0	19	0
Brady	6	13	2.2	5	0
Edelman	3	2	0.7	5	0
TEAM	138	643	4.7	33t	6
OPPONENTS	116	532	4.6	41	5

* RECEIVING	No.	Yds	Avg	Long	TD
Welker	45	740	16.4	99t	5
Branch	23	300	13.0	33	2
R. Gronkowski	22	327	14.9	30	5
Hernandez	19	221	11.6	30	2
Ochocinco	9	136	15.1	30	0
Woodhead	6	41	6.8	13	0
Green-Ellis	3	27	9.0	13	0
Edelman	3	25	8.3	11	0
Ridley	2	11	5.5	8	0
Slater	1	46	46.0	46	0
TEAM	133	1874	14.1	99t	14
OPPONENTS	127	1673	13.2	58	9

* INTERCEPTIONS	No.	Yds	Avg	Long	TD
Arrington	3	42	14.0	27	0
Wilfork	2	47	23.5	28	0
Brown	1	2	2.0	2	0
Chung	1	0	0.0	0	0
TEAM	7	91	13.0	28	0
OPPONENTS	6	137	22.8	42	1

* PUNTING	No.	Yds	Avg	Net	TB	In	Lg	B
Mesko	16	729	45.6	38.9	2	7	57	0
TEAM	16	729	45.6	38.9	2	7	57	0
OPPONENTS	21	1018	48.5	40.9	0	8	63	0

* PUNT RETURNS	Ret	FC	Yds	Avg	Long	TD
Edelman	9	1	105	11.7	18	0
Welker	4	1	54	13.5	25	0
TEAM	13	2	159	12.2	25	0
OPPONENTS	8	2	67	8.4	18	0

* KICKOFF RETURNS	No.	Yds	Avg	Long	TD
Edelman	9	214	23.8	37	0
Ridley	3	71	23.7	32	0
R. Gronkowski	1	11	11.0	11	0
Ninkovich	1	10	10.0	10	0
Slater	1	22	22.0	22	0
TEAM	15	328	21.9	37	0
OPPONENTS	19	468	24.6	88	0

* FIELD GOALS	1-19	20-29	30-39	40-49	50+
Gostkowski	0/ 0	5/ 5	0/ 0	3/ 4	0/0
TEAM	0/ 0	5/ 5	0/ 0	3/ 4	0/0
OPPONENTS	0/ 0	4/ 4	0/ 0	1/ 1	0/0

Gostkowski: (48N,20G) (22G,47G) (23G) (44G) (44G, 24G,28G)  
 OPP: (20G) ( ) (42G,28G) (28G,26G) ( )

* PASSING	Att	Cmp	Yds	Cmp%	Yds/Att	TD	TD%	Int	Int%	Long	Sack/Lost	Rating
Brady	196	133	1874	67.9	9.56	14	7.1	6	3.1	99t	8/ 41	109.5
TEAM	196	133	1874	67.9	9.56	14	7.1	6	3.1	99t	8/ 41	109.5
OPPONENTS	194	127	1673	65.5	8.62	9	4.6	7	3.6	58	8/ 40	93.0





# 2011 DEFENSIVE STATISTICS

Tackle Statistics based on Coaches Film Review

PLAYER Name	TACKLES			SACKS			INTERCEPTIONS				FUMBLES				SP. TEAMS				
	TT	UT	A	S/	Yds	QH	Int/	Yds	TD	PD	FF	FR/	Yds	TD	TT	UT	A	FF	FR
Devin McCourty	35	28	7	0.0	0.0	0	0	0	0	3	0	0	0	0	2	2	0	0	0
Jerod Mayo	29	21	8	0.0	0.0	0	0	0	0	0	1	0	0	0	0	0	0	0	0
Patrick Chung	26	17	9	1.0	3.0	1	1	0	0	2	0	0	0	0	1	1	0	0	0
Sergio Brown	21	18	3	0.0	0.0	0	1	2	0	1	0	0	0	0	3	2	1	0	0
Kyle Arrington	21	13	8	0.0	0.0	0	3	42	0	5	0	0	0	0	2	2	0	0	0
Brandon Spikes	20	13	7	0.0	0.0	0	0	0	0	0	0	0	0	0	0	0	0	0	0
Andre Carter	19	12	7	0.5	4.0	2	0	0	0	0	0	0	0	0	0	0	0	0	0
Gary Guyton	19	15	4	0.0	0.0	0	0	0	0	0	0	0	0	0	0	0	0	0	0
Vince Wilfork	17	7	10	0.5	4.5	3	2	47	0	2	0	0	0	0	0	0	0	0	0
Leigh Bodden	14	12	2	0.0	0.0	0	0	0	0	4	0	0	0	0	0	0	0	0	0
Kyle Love	13	10	3	0.0	0.0	0	0	0	0	0	0	1	0	0	0	0	0	0	0
Rob Ninkovich	13	9	4	1.5	0.0	3	0	0	0	0	0	1	0	0	0	0	0	0	0
Josh Barrett	12	9	3	0.0	0.0	0	0	0	0	0	0	0	0	0	1	1	0	0	0
James Ihedigbo	10	6	4	0.0	0.0	0	0	0	0	0	0	0	0	0	3	2	1	0	0
Dane Fletcher	9	7	2	0.0	0.0	4	0	0	0	0	0	0	0	0	2	2	0	0	0
Mark Anderson	8	4	4	3.5	20.0	5	0	0	0	0	1	0	0	0	0	0	0	0	0
Shaun Ellis	5	2	3	0.0	0.0	1	0	0	0	0	0	0	0	0	0	0	0	0	0
Myron Pryor	3	2	1	0.5	4.5	3	0	0	0	0	0	0	0	0	0	0	0	0	0
Ras-I Dowling	3	2	1	0.0	0.0	0	0	0	0	0	0	0	0	0	0	0	0	0	0
Antwaun Molden	3	2	1	0.0	0.0	0	0	0	0	0	0	0	0	0	3	2	1	0	0
Albert Haynesworth	2	2	0	0.0	0.0	1	0	0	0	0	0	0	0	0	0	0	0	0	0
A.J. Edds	2	1	1	0.0	0.0	0	0	0	0	0	0	0	0	0	0	0	0	0	0
Gerard Warren	2	2	0	0.0	0.0	1	0	0	0	0	0	0	0	0	0	0	0	0	0
Mike Wright	1	0	1	0.5	4.0	1	0	0	0	0	0	0	0	0	0	0	0	0	0
Jermaine Cunningham	1	0	1	0.0	0.0	0	0	0	0	0	0	0	0	0	0	0	0	0	0
Tracy White	1	1	0	0.0	0.0	0	0	0	0	0	0	0	0	0	5	4	1	0	0
Stephen Gostkowski	0	0	0	0.0	0.0	0	0	0	0	0	0	0	0	0	2	1	1	0	0
Jeff Tarpinian	0	0	0	0.0	0.0	0	0	0	0	0	0	0	0	0	2	1	1	0	0
Zoltan Mesko	0	0	0	0.0	0.0	0	0	0	0	0	0	0	0	0	1	0	1	0	0
Matthew Slater	0	0	0	0.0	0.0	0	0	0	0	0	0	0	0	0	6	5	1	0	0
Danny Woodhead	0	0	0	0.0	0.0	0	0	0	0	0	0	0	0	0	1	0	1	0	0
Ross Ventrone	0	0	0	0.0	0.0	0	0	0	0	0	0	0	0	0	1	1	0	0	0
Shane Vereen	0	0	0	0.0	0.0	0	0	0	0	0	0	0	0	0	1	0	1	0	0
BenJarvus Green-Ellis	0	0	0	0.0	0.0	0	0	0	0	0	0	0	0	0	1	1	0	0	0
Danny Aiken	0	0	0	0.0	0.0	0	0	0	0	0	0	0	0	0	2	2	0	0	0
	<b>309</b>	<b>215</b>	<b>94</b>	<b>8.0</b>	<b>40.0</b>	<b>25</b>	<b>7</b>	<b>91</b>	<b>0</b>	<b>17</b>	<b>2</b>	<b>2</b>	<b>0</b>	<b>0</b>	<b>39</b>	<b>29</b>	<b>10</b>	<b>0</b>	<b>0</b>

FUMBLES - LOST (1-0)				
	Own			
	No.	Lost	Rec	O.B.
Wes Welker	1	0	0	0
Antwaun Molden	0	0	1	0
	<b>1</b>	<b>0</b>	<b>1</b>	<b>0</b>

KEY	
<b>TT</b> -Total Tackles	<b>Int/Yds</b> -Interceptions/Yards Returned
<b>UT</b> -Unassisted Tackles	<b>PD</b> -Passes Defensed
<b>A</b> -Assisted Tackles	<b>FF</b> -Forced Fumbles

MISC. OFFENSIVE STATS				
	Tkl	Ast	FF	FR
Deion Branch	1	0	0	0
Rob Gronkowski	1	0	0	0
Matt Light	1	0	0	0
Nate Solder	1	0	0	0
Danny Woodhead	1	0	0	0
	<b>5</b>	<b>0</b>	<b>0</b>	<b>0</b>

BLOCKED KICKS		
	XP	FG
	P	
<b>Totals</b>		



# 2011 New England Patriots Roster

AS OF OCTOBER 11, 2011

## ALPHABETICAL ROSTER

#	NAME	POS	HT	WT	BORN	YR	COLLEGE	H.S. HOMETOWN
48	Aiken, Danny	LS	6-4	252	8/28/1988	R	Virginia	Roanoke, Va.
95	Anderson, Mark	DE	6-4	255	5/26/1983	6	Alabama	Tulsa, Okla.
24	Arrington, Kyle	CB	5-10	196	8/12/1986	3	Hofstra	Accokeek, Md.
30	Barrett, Josh	S	6-2	225	11/22/1984	4	Arizona State	Reno, Nev.
23	Bodden, Leigh	CB	6-1	193	9/24/1981	9	Duquesne	Hyattsville, Md.
12	Brady, Tom	QB	6-4	225	8/3/1977	12	Michigan	San Mateo, Calif.
84	Branch, Deion	WR	5-9	195	7/18/1979	10	Louisville	Albany, Ga.
31	Brown, Sergio	S	6-2	210	5/22/1988	2	Notre Dame	Maywood, Ill.
93	Carter, Andre	DE	6-4	255	5/12/1979	11	California	San Jose, Calif.
25	Chung, Patrick	S	5-11	212	8/19/1987	3	Oregon	Rancho Cucamonga, Calif.
63	Connolly, Dan	OL	6-4	313	9/2/1982	6	Southeast Missouri St.	St. Louis, Mo.
96	Cunningham, Jermaine	LB	6-3	260	4/24/1988	2	Florida	Stone Mountain, Ga.
21	Dowling, Ras-I	CB	6-1	198	5/9/1988	R	Virginia	Chesapeake, Va.
11	Edelman, Julian	WR	5-10	198	5/22/1986	3	Kent State	Redwood City, Calif.
94	Ellis, Shaun	DE	6-5	290	6/24/1977	12	Tennessee	Anderson, S.C.
52	Fletcher, Dane	LB	6-2	244	9/14/1986	2	Montana State	Bozeman, Montana
3	Gostkowski, Stephen	K	6-1	215	1/28/1984	6	Memphis	Madison, Miss.
42	Green-Ellis, BenJarvus	RB	5-11	215	7/2/1985	4	Mississippi	New Orleans, La.
87	Gronkowski, Rob	TE	6-6	265	5/14/1989	2	Arizona	Pittsburgh, Pa.
59	Guyton, Gary	LB	6-3	245	11/14/1985	4	Georgia Tech	Hinesville, Ga.
92	Haynesworth, Albert	DL	6-6	350	6/17/1981	10	Tennessee	Hartsville, S.C.
81	Hernandez, Aaron	TE	6-1	245	11/6/1989	2	Florida	Bristol, Conn.
8	Hoyer, Brian	QB	6-2	215	10/13/1985	3	Michigan State	North Olmsted, Ohio
44	Ihedigbo, James	S	6-1	215	12/3/1983	5	Massachusetts	Northampton, Mass.
72	Light, Matt	T	6-4	305	6/23/1978	11	Purdue	Greenville, Ohio
74	Love, Kyle	DL	6-1	310	11/18/1986	2	Mississippi State	Fairburn, Ga.
15	Mallett, Ryan	QB	6-6	238	6/5/1988	R	Arkansas	Texarkana, Texas
70	Mankins, Logan	G	6-4	310	3/10/1982	7	Fresno State	Catheys Valley, Calif.
51	Mayo, Jerod	LB	6-1	245	2/23/1986	4	Tennessee	Hampton, Va.
32	McCourty, Devin	CB	5-10	193	8/13/1987	2	Rutgers	Montvale, N.J.
14	Mesko, Zoltan	P	6-5	231	3/16/1986	2	Michigan	Twinsburg, Ohio
27	Molden, Antwaun	CB	6-1	198	1/23/1985	4	Eastern Kentucky	Cleveland, Ohio
50	Ninkovich, Rob	LB	6-2	255	2/1/1984	6	Purdue	Blue Island, Ill.
85	Ochocinco, Chad	WR	6-1	192	1/9/1978	11	Oregon State	Miami, Fla.
17	Price, Taylor	WR	6-0	205	10/8/1987	2	Ohio	Hilliard, Ohio
22	Ridley, Stevan	RB	5-11	225	1/27/1989	R	Louisiana State	Natchez, Miss.
18	Slater, Matthew	WR	6-0	200	9/9/1985	4	UCLA	Anaheim, Calif.
77	Solder, Nate	T	6-8	319	4/12/1988	R	Colorado	Buena Vista, Co.
55	Spikes, Brandon	LB	6-2	250	9/3/1987	2	Florida	Shelby, N.C.
53	Tarpinian, Jeff	LB	6-3	238	10/16/1987	R	Iowa	Omaha, Neb.
64	Thomas, Donald	OL	6-4	310	9/25/1985	4	Connecticut	New Haven, Conn.
35	Ventrone, Ross	DB	5-8	190	9/27/1986	1	Villanova	Pittsburgh, Pa.
34	Vereen, Shane	RB	5-9	205	5/2/1989	R	California	Valencia, Calif.
76	Vollmer, Sebastian	T	6-8	315	7/10/1984	3	Houston	Kaarst, Germany
98	Warren, Gerard	DL	6-4	325	7/25/1978	10	Florida	Lake Butler, Fla.
54	Waters, Brian	G	6-3	320	2/18/1877	12	North Texas	Waxahachie, Texas
83	Welker, Wes	WR	5-9	185	5/1/1981	8	Texas Tech	Oklahoma City, Okla.
62	Wendell, Ryan	C	6-2	290	3/4/1986	3	Fresno State	Diamond Bar, Calif.
58	White, Tracy	LB	6-0	230	4/14/1981	9	Howard	St. Stephen, S.C.
75	Wilfork, Vince	NT	6-2	325	11/4/1981	8	Miami (Fla.)	Boynton Beach, Fla.
39	Woodhead, Danny	RB	5-8	195	1/25/1985	4	Chadron State	North Platte, Ne.
99	Wright, Mike	DL	6-4	295	3/1/1982	7	Cincinnati	Cincinnati, Ohio

## NUMERICAL ROSTER

#	NAME	POS
3	Stephen Gostkowski	K
8	Brian Hoyer	QB
11	Julian Edelman	WR
12	Tom Brady	QB
14	Zoltan Mesko	P
15	Ryan Mallett	QB
17	Taylor Price	WR
18	Matthew Slater	WR
21	Ras-I Dowling	CB
22	Stevan Ridley	RB
23	Leigh Bodden	CB
24	Kyle Arrington	CB
25	Patrick Chung	S
27	Antwaun Molden	CB
30	Josh Barrett	S
31	Sergio Brown	S
32	Devin McCourty	CB
34	Shane Vereen	RB
35	Ross Ventrone	DB
39	Danny Woodhead	RB
42	BenJarvus Green-Ellis	RB
44	James Ihedigbo	S
48	Danny Aiken	LS
50	Rob Ninkovich	LB
51	Jerod Mayo	LB
52	Dane Fletcher	LB
53	Jeff Tarpinian	LB
54	Brian Waters	G
55	Brandon Spikes	LB
58	Tracy White	LB
59	Gary Guyton	LB
62	Ryan Wendell	C
63	Dan Connolly	OL
64	Donald Thomas	OL
70	Logan Mankins	G
72	Matt Light	T
74	Kyle Love	DL
75	Vince Wilfork	NT
76	Sebastian Vollmer	T
77	Nate Solder	T
81	Aaron Hernandez	TE
83	Wes Welker	WR
84	Deion Branch	WR
85	Chad Ochocinco	WR
87	Rob Gronkowski	TE
92	Albert Haynesworth	DL
93	Andre Carter	DE
94	Shaun Ellis	DE
95	Mark Anderson	DE
96	Jermaine Cunningham	LB
98	Gerard Warren	DL
99	Mike Wright	DL

## PRACTICE SQUAD

#	NAME	POS	HT	WT	BORN	YR	COLLEGE	H.S. HOMETOWN
49	Carter, Markell	LB	6-4	248	12/21/1989	R	Central Arkansas	Bartlesville, Okla.
68	Kopa, Matt	OL	6-6	303	2/25/1987	2	Stanford	Elk Grove, Calif.
65	McDonald, Nick	OL	6-4	316	6/27/1987	2	Grand Valley State	Salinas, Calif.
45	Mills, Garrett	TE	6-1	235	10/12/1983	6	Tulsa	Tulsa, Okla.
29	Moore, Sterling	CB	5-10	205	2/3/1990	R	Southern Methodist	Antioch, Calif.
69	Silvestro, Alex	DE	6-3	267	11/15/1988	R	Rutgers	Gibbstown, N.J.
28	Victorian, Josh	DB	5-10	190	7/10/1988	R	Louisiana Tech	New Orleans, La.

## RESERVE/INJURED LIST

#	NAME	POS	HT	WT	BORN	YR	COLLEGE	H.S. HOMETOWN
47	Cox, Christian	LB	6-3	250	12/11/1985	R	Utah	Bountiful, Utah
69	Hix, Kyle	OL	6-7	325	9/23/1988	R	Texas	Aledo, Tex.
67	Koppen, Dan	C	6-2	296	9/12/1979	9	Boston College	Whitehall, Pa.
26	Lockett, Bret	DB	6-1	220	10/7/1986	3	UCLA	Diamond Bar, Calif.
60	Ohnrberger, Rich	OL	6-2	300	2/14/1986	3	Penn State	East Meadow, N.Y.
91	Pryor, Myron	DL	6-1	310	6/13/1986	3	Kentucky	Louisville, Ky.

## RESERVE/P.U.P. LIST

#	NAME	POS	HT	WT	BORN	YR	COLLEGE	H.S. HOMETOWN
97	Brace, Ron	DL	6-3	330	12/18/1986	3	Boston College	Worcester, Mass.
71	Deaderick, Brandon	DL	6-4	305	8/19/1987	2	Alabama	Elizabethtown, Ky.
33	Faulk, Kevin	RB	5-8	202	6/5/1976	13	Louisiana State	Carencro, La.

## RESERVE/N.F.I. LIST

#	NAME	POS	HT	WT	BORN	YR	COLLEGE	H.S. HOMETOWN
61	Cannon, Marcus	OL	6-5	358	5/6/1988	R	Texas Christian	Odessa, Texas

## RESERVE/MILITARY LIST

#	NAME	POS	HT	WT	BORN	YR	COLLEGE	H.S. HOMETOWN
15	White, Shun	WR	5-8	195	12/9/1985	1	Navy	Memphis, Tenn.

## HEAD COACH: BILL BELICHICK

**ASSISTANTS:** Josh Boyer, Defensive Backs; Moses Cabrera, Assistant Strength and Conditioning; Ivan Fears, Running Backs; Brian Ferentz, Tight Ends;

Brian Flores, Defensive Assistant; George Godsey, Offensive Assistant; Patrick Graham, Linebackers; Pepper Johnson, Defensive Line;

Harold Nash, Head Strength and Conditioning; Bill O'Brien, Offensive Coordinator/Quarterbacks; Scott O'Brien, Special Teams; Chad O'Shea, Receivers;

Matt Patricia, Safeties; Dante Scarnecchia, Assistant Head Coach/Offensive Line

## PRACTICE SQUAD

#	NAME	POS
28	Josh Victorian	DB
29	Sterling Moore	CB
45	Garrett Mills	TE
49	Markell Carter	LB
65	Nick McDonald	OL
68	Matt Kopa	OL
69	Alex Silvestro	DE

## RESERVE/INJURED LIST

#	NAME	POS
26	Bret Lockett	DB
47	Christian Cox	LB
60	Rich Ohnrberger	OL
67	Dan Koppen	C
69	Kyle Hix	OL
91	Myron Pryor	DL

## RESERVE/P.U.P. LIST

#	NAME	POS
33	Kevin Faulk	RB
71	Brandon Deaderick	DL
97	Ron Brace	DL

## RESERVE/N.F.I. LIST

#	NAME	POS
61	Marcus Cannon	OL

## RESERVE/MILITARY LIST

#	NAME	POS
15	Shun White	WR



# 2011 Numerical Roster

October 11, 2011

3	Stephen Gostkowski	K	6-1	215	27	6	Memphis	D4b-06
8	Brian Hoyer	QB	6-2	215	25	3	Michigan State	FA-09
11	Julian Edelman	WR	5-10	198	25	3	Kent State	D7a-09
12	Tom Brady	QB	6-4	225	34	12	Michigan	D6b-00
14	Zoltan Mesko	P	6-5	231	25	2	Michigan	D5-10
15	Ryan Mallett	QB	6-6	238	23	R	Arkansas	D3b-11
17	Taylor Price	WR	6-0	205	24	2	Ohio	D3-10
18	Matthew Slater	WR	6-0	200	26	4	UCLA	D5-08
21	Ras-I Dowling	CB	6-1	198	23	R	Virginia	D2a-11
22	Stevan Ridley	RB	5-11	225	22	R	Louisiana State	D3a-11
23	Leigh Bodden	CB	6-1	193	30	9	Duquesne	FA(DET)-09
24	Kyle Arrington	CB	5-10	196	25	3	Hofstra	FA-09
25	Patrick Chung	S	5-11	212	24	3	Oregon	D2a-09
27	Antwaun Molden	CB	6-1	198	26	4	Eastern Kentucky	CW(HOU)-11
30	Josh Barrett	S	6-2	225	26	4	Arizona State	CW(DEN)-10
31	Sergio Brown	S	6-2	210	23	2	Notre Dame	FA-10
32	Devin McCourty	CB	5-10	193	24	2	Rutgers	D1-10
34	Shane Vereen	RB	5-9	205	22	R	California	D2b-11
35	Ross Ventrone	DB	5-8	190	25	1	Villanova	FA-11
39	Danny Woodhead	RB	5-8	195	26	4	Chadron State	FA-10
42	BenJarvus Green-Ellis	RB	5-11	215	26	4	Mississippi	FA-08
44	James Ihedigbo	S	6-1	214	27	5	Massachusetts	FA-11
48	Danny Aiken	LS	6-4	252	23	R	Virginia	CW(BUF)-11
50	Rob Ninkovich	LB	6-2	255	27	6	Purdue	FA-09
51	Jerod Mayo	LB	6-1	245	25	4	Tennessee	D1-08
52	Dane Fletcher	LB	6-2	244	25	2	Montana State	FA-10
53	Jeff Tarpinian	LB	6-3	238	23	R	Iowa	FA-11
54	Brian Waters	G	6-3	320	34	12	North Texas	FA-11
55	Brandon Spikes	LB	6-2	250	24	2	Florida	D2c-10
58	Tracy White	LB	6-0	230	30	9	Howard	TR(PHI)-10
59	Gary Guyton	LB	6-3	245	25	4	Georgia Tech	FA-08
62	Ryan Wendell	C	6-2	290	25	3	Fresno State	FA-08
63	Dan Connolly	OL	6-4	313	29	6	Southeast Missouri St.	FA(JAX)-08
64	Donald Thomas	OL	6-4	310	26	4	Connecticut	FA-11
70	Logan Mankins	G	6-4	310	29	7	Fresno State	D1-05
72	Matt Light	T	6-4	305	33	11	Purdue	D2-01
74	Kyle Love	DL	6-1	310	24	2	Mississippi State	FA-10
75	Vince Wilfork	NT	6-2	325	29	8	Miami (Fla.)	D1a-04
76	Sebastian Vollmer	T	6-8	315	27	3	Houston	D2d-09
77	Nate Solder	T	6-8	319	23	R	Colorado	D1-11
81	Aaron Hernandez	TE	6-1	245	21	2	Florida	D4-10
83	Wes Welker	WR	5-9	185	30	8	Texas Tech	TR(MIA)-07
84	Deion Branch	WR	5-9	195	32	10	Louisville	TR(SEA)-10
85	Chad Ochocinco	WR	6-1	192	33	11	Oregon State	TR(CIN)-11
87	Rob Gronkowski	TE	6-6	265	22	2	Arizona	D2a-10
92	Albert Haynesworth	DL	6-6	350	30	10	Tennessee	TR(WAS)-11
93	Andre Carter	DE	6-4	255	32	11	California	FA-11
94	Shaun Ellis	DE	6-5	290	34	12	Tennessee	FA-11
95	Mark Anderson	DE	6-4	255	28	6	Alabama	FA-11
96	Jermaine Cunningham	LB	6-3	260	23	2	Florida	D2b-10
98	Gerard Warren	DL	6-4	325	33	10	Florida	FA-11
99	Mike Wright	DL	6-4	295	29	7	Cincinnati	FA-05

## PRACTICE SQUAD

#	NAME	POS	HT	WT	AGE	YR	COLLEGE	HOW ACQ.
28	Josh Victorian	DB	5-10	190	23	R	Louisiana Tech	FA-11
29	Sterling Moore	CB	5-10	205	21	R	Southern Methodist	FA-11
45	Garrett Mills	TE	6-1	235	27	6	Tulsa	FA-11
49	Markell Carter	LB	6-4	248	21	R	Central Arkansas	D6-11
65	Nick McDonald	OL	6-4	316	24	2	Grand Valley State	FA-11
68	Matt Kopa	OL	6-6	303	24	2	Stanford	FA-10
69	Alex Silvestro	DE	6-3	267	22	R	Rutgers	FA-11

## RESERVE/INJURED LIST

#	NAME	POS	HT	WT	AGE	YR	COLLEGE	INJURY (IR date)
26	Bret Lockett	DB	6-1	220	25	3	UCLA	groin (8/23/11)
47	Christian Cox	LB	6-3	250	25	R	Utah	neck (8/19/11)
60	Rich Ohrnberger	OL	6-2	300	25	3	Penn State	(9/3/11)
67	Dan Koppen	C	6-2	296	32	9	Boston College	leg (9/21/11)
69	Kyle Hix	OL	6-7	325	23	R	Texas	shoulder (8/7/11)
91	Myron Pryor	DL	6-1	310	25	3	Kentucky	shoulder (9/21/11)

## RESERVE/P.U.P LIST

#	NAME	POS	HT	WT	AGE	YR	COLLEGE	DATE
33	Kevin Faulk	RB	5-8	202	35	13	Louisiana State	(9/3/11)
71	Brandon Deaderick	DL	6-4	305	24	2	Alabama	(9/3/11)
97	Ron Brace	DL	6-3	330	24	3	Boston College	(9/3/11)

## RESERVE/N.F.I. List

#	NAME	POS	HT	WT	AGE	YR	COLLEGE	DATE
61	Marcus Cannon	OL	6-5	358	23	R	Texas Christian	(9/3/2011)

## RESERVE/MILITARY LIST

#	NAME	POS	HT	WT	AGE	YR	COLLEGE	DATE
15	Shun White	WR	5-8	195	25	1	Navy	(8/17/09)



# 2011 Positional Roster

October 11, 2011								
DEFENSE (26)								
#	NAME	POS	HT	WT	BORN	YR	COLLEGE	H.S. HOMETOWN
<b>DEFENSIVE LINE (8)</b>								
95	Anderson, Mark	DE	6-4	255	3/26/1983	6	Alabama	Tulsa, Okla.
93	Carter, Andre	DE	6-4	255	5/12/1979	11	California	San Jose, Calif.
94	Ellis, Shaun	DE	6-5	290	6/24/1977	12	Tennessee	Anderson, S.C.
92	Haynesworth, Albert	DL	6-6	350	6/17/1981	10	Tennessee	Hartsville, S.C.
74	Love, Kyle	DL	6-1	310	11/18/1986	2	Mississippi State	Fairburn, Ga.
98	Warren, Gerard	DL	6-4	325	7/25/1978	10	Florida	Lake Butler, Fla.
75	Wilfork, Vince	NT	6-2	325	11/4/1981	8	Miami (Fla.)	Boynton Beach, Fla.
99	Wright, Mike	DL	6-4	295	3/1/1982	7	Cincinnati	Cincinnati, Ohio
<b>LINEBACKER (8)</b>								
96	Cunningham, Jermaine	LB	6-3	260	4/24/1988	2	Florida	Stone Mountain, Ga.
52	Fletcher, Dane	LB	6-2	244	9/14/1986	2	Montana State	Bozeman, Montana
59	Guyton, Gary	LB	6-3	245	11/14/1985	4	Georgia Tech	Hinesville, Ga.
51	Mayo, Jerod	LB	6-1	245	2/23/1986	4	Tennessee	Hampton, Va.
50	Ninkovich, Rob	LB	6-2	255	2/1/1984	6	Purdue	Blue Island, Ill.
55	Spikes, Brandon	LB	6-2	250	9/3/1987	2	Florida	Shelby, N.C.
53	Tarpinian, Jeff	LB	6-3	238	10/16/1987	R	Iowa	Omaha, Neb.
58	White, Tracy	LB	6-0	230	4/14/1981	9	Howard	St. Stephen, S.C.
<b>DEFENSIVE BACK (10)</b>								
24	Arrington, Kyle	CB	5-10	196	8/12/1986	3	Hofstra	Accokeek, Md.
30	Barrett, Josh	S	6-2	225	11/22/1984	4	Arizona State	Reno, Nev.
23	Bodden, Leigh	CB	6-1	193	9/24/1981	9	Duquesne	Hyattsville, Md.
31	Brown, Sergio	S	6-2	210	5/22/1988	2	Notre Dame	Maywood, Ill.
25	Chung, Patrick	S	5-11	212	8/19/1987	3	Oregon	Rancho Cucamonga, Calif.
21	Dowling, Ros-I	CB	6-1	198	5/9/1988	R	Virginia	Chesapeake, Va.
44	Ihedigbo, James	S	6-1	214	12/3/1983	5	Massachusetts	Northampton, Mass.
32	McCourt, Devin	CB	5-10	193	8/13/1987	2	Rutgers	Montvale, N.J.
27	Molden, Antwaun	CB	6-1	198	1/23/1985	4	Eastern Kentucky	Cleveland, Ohio
35	Ventrone, Ross	DB	5-9	190	9/27/1986	1	Villanova	Pittsburgh, Pa.
OFFENSE (23)								
#	NAME	POS	HT	WT	BORN	YR	COLLEGE	H.S. HOMETOWN
<b>OFFENSIVE LINE (8)</b>								
63	Connolly, Dan	OL	6-4	313	9/2/1982	6	Southeast Missouri St.	St. Louis, Mo.
72	Light, Matt	T	6-4	305	6/23/1978	11	Purdue	Greenville, Ohio
70	Mankins, Logan	G	6-4	310	3/10/1982	7	Fresno State	Catheys Valley, Calif.
77	Solder, Nate	T	6-8	319	4/12/1988	R	Colorado	Buena Vista, Co.
64	Thomas, Donald	OL	6-4	310	9/25/1985	4	Connecticut	New Haven, Conn.
76	Vollmer, Sebastian	T	6-8	315	7/10/1984	3	Houston	Kaarst, Germany
54	Waters, Brian	G	6-3	320	2/18/1977	12	North Texas	Waxahachie, Texas
62	Wendell, Ryan	C	6-2	290	3/4/1986	3	Fresno State	Diamond Bar, Calif.
<b>QUARTERBACK (3)</b>								
12	Brady, Tom	QB	6-4	225	8/3/1977	12	Michigan	San Mateo, Calif.
8	Hoyer, Brian	QB	6-2	215	10/13/1985	3	Michigan State	North Olmsted, Ohio
15	Mallett, Ryan	QB	6-6	238	6/5/1988	R	Arkansas	Texarkana, Texas
<b>WIDE RECEIVER (6)</b>								
84	Branch, Deion	WR	5-9	195	7/18/1979	10	Louisville	Albany, Ga.
11	Edelman, Julian	WR	5-10	198	5/22/1986	3	Kent State	Redwood City, Calif.
17	Price, Taylor	WR	6-0	205	10/8/1987	2	Ohio	Hilliard, Ohio
85	Ochoicincio, Chad	WR	6-1	192	1/9/1978	11	Oregon State	Miami, Fla.
18	Slater, Matthew	WR	6-0	200	9/9/1985	4	UCLA	Anaheim, Calif.
83	Welker, Wes	WR	5-9	185	5/1/1981	8	Texas Tech	Oklahoma City, Okla.
<b>RUNNING BACK (4)</b>								
42	Green-Ellis, BenJarvus	RB	5-11	215	7/2/1985	4	Mississippi	New Orleans, La.
22	Ridley, Stevan	RB	5-11	225	1/27/1989	R	Louisiana State	Natchez, Miss.
34	Verreen, Shane	RB	5-9	205	5/2/1989	R	California	Valencia, Calif.
39	Woodhead, Danny	RB	5-8	195	1/25/1985	4	Chadron State	North Platte, Ne.
<b>TIGHT END (2)</b>								
87	Gronkowski, Rob	TE	6-6	265	5/14/1989	2	Arizona	Pittsburgh, Pa.
81	Hernandez, Aaron	TE	6-1	245	11/6/1989	2	Florida	Bristol, Conn.
SPECIALISTS (3)								
#	NAME	POS	HT	WT	BORN	YR	COLLEGE	H.S. HOMETOWN
<b>SPECIALISTS (3)</b>								
48	Aiken, Danny	LS	6-4	252	8/28/1988	R	Virginia	Roanoke, Va.
3	Gostkowski, Stephen	K	6-1	215	1/28/1984	6	Memphis	Madison, Miss.
14	Mesko, Zoltan	P	6-5	231	3/16/1986	2	Michigan	Twinsburg, Ohio
RESERVE/INJURED (6)								
#	NAME	POS	HT	WT	BORN	YR	COLLEGE	H.S. HOMETOWN
<b>RESERVE/INJURED (6)</b>								
47	Cox, Christian	LB	6-3	250	12/11/1985	R	Utah	Bountiful, Utah
69	Hix, Kyle	OL	6-7	325	9/23/1988	R	Texas	Aledo, Texas
67	Koppen, Dan	C	6-2	296	9/12/1979	9	Boston College	Whitehall, Pa.
26	Lockett, Brett	DB	6-1	220	10/7/1986	3	UCLA	Diamond Bar, Calif.
60	Ohrnberger, Rich	OL	6-2	300	2/14/1986	3	Penn State	East Meadow, N.Y.
91	Prvor, Myron	DL	6-1	310	6/13/1986	3	Kentucky	Louisville, Ky.
RESERVE/P.U.P. (3)								
#	NAME	POS	HT	WT	BORN	YR	COLLEGE	H.S. HOMETOWN
<b>RESERVE/P.U.P. (3)</b>								
97	Brace, Ron	DL	6-3	330	12/18/1986	3	Boston College	Worcester, Mass.
71	Deaderick, Brandon	DL	6-4	305	8/19/1987	2	Alabama	Elizabethtown, Ky.
33	Faulk, Kevin	RB	5-8	202	6/5/1976	13	Louisiana State	Carencro, La.
RESERVE/N.F.I. (1)								
#	NAME	POS	HT	WT	BORN	YR	COLLEGE	H.S. HOMETOWN
<b>RESERVE/N.F.I. (1)</b>								
61	Cannon, Marcus	OL	6-5	358	5/6/1988	R	Texas Christian	Odessa, Texas
RESERVE/MILITARY (1)								
#	NAME	POS	HT	WT	BORN	YR	COLLEGE	H.S. HOMETOWN
<b>RESERVE/MILITARY (1)</b>								
15	White, Shun	WR	5-8	195	12/9/1985	1	Navy	Memphis, Tenn.





# How The Patriots Were Built

UPDATED: October 11, 2011

<u>YEAR</u>	<u>DRAFTED (22)</u>	<u>VETERAN FREE AGENTS (11)</u>	<u>WAIVERS (3) / TRADES (5)</u>	<u>ROOKIE AND FIRST-YEAR FREE AGENTS (11)</u>
2000	Tom Brady (6b)			
2001	Matt Light (2)			
2004	Vince Wilfork (1a)			
2005	Logan Mankins (1)			Mike Wright (fa)
2006	Stephen Gostkowski (4b)			
2007			Wes Welker (fa)(tr-MIA)	
2008	Jerod Mayo (1) Matthew Slater (5)	Dan Connolly (fa)(JAX)		BenJarvus Green-Ellis (fa) Gary Guyton (fa)
2009	Patrick Chung (2a) Sebastian Vollmer (2d) Julian Edelman (7a)	Leigh Bodden (fa)(CLE) Rob Ninkovich (5)(NO)		Kyle Arrington (fa) (PHI) Brian Hoyer (fa) Ryan Wendell (fa)
2010	Devin McCourty (1) Rob Gronkowski (2a) Jermaine Cunningham (2b) Brandon Spikes (2c) Taylor Price (3) Aaron Hernandez (4) Zoltan Mesko (5)	Danny Woodhead (fa)(NYJ)	Josh Barrett (7) CW (DEN) Deion Branch (2) (tr-SEA) Tracy White (fa) (tr-PHI)	Sergio Brown (fa) Dane Fletcher (fa) Kyle Love (fa) Ross Ventrone (fa)
2011	Nate Solder (1) Ras-I Dowling (2a) Shane Vereen (2b) Stevan Ridley (3a) Ryan Mallett (3b)	Mark Anderson (5)(CHIC) Andre Carter (1)(SF) Shaun Ellis (1)(NYJ) James Ihedigbo (fa)(NYJ) Donald Thomas (6)(MIA) Gerard Warren (1)(CLE) Brian Waters (fa)(DAL)	Danny Aiken (fa) CW (BUF) Albert Haynesworth (1) (tr-WAS) Chad Ochocinco (2) (tr-CIN) Antwaun Molden (3) CW (HOU)	Jeff Tarpinian (fa)
<b>NOTE:</b> Team in parenthesis is the player's prior team (#) – indicates round drafted (fa) – indicates non-drafted free agents			<b><u>RESERVE/INJURED (6)</u></b> Christian Cox (fa) Kyle Hix (fa) Dan Koppen (5) Bret Lockett (CW) Rich Ohrnberger (4) Myron Pryor (6b)  <b><u>RESERVE/PUP (3)</u></b> Ron Brace (2b) Brandon Deaderick (7b) Kevin Faulk (2)  <b><u>RESERVE/N.F.I. (1)</u></b> Marcus Cannon (5a)	<b><u>RESERVE/MILITARY (1)</u></b> Shun White (fa)



# 2011 Transactions

UPDATED: October 11, 2011

## JANUARY, 2011

1/18/2011	Butler, Carson	Signed
1/18/2011	Crompton, Jonathan	Signed
1/18/2011	Farnham, Buddy	Signed
1/18/2011	Favorite, Marlon	Signed
1/18/2011	Jenkins, Darnell	Signed
1/18/2011	Turner, Thad	Signed
1/18/2011	Ventrone, Ross	Signed
1/19/2011	Austin, Thomas	Signed
1/19/2011	Maneri, Steve	Signed

## FEBRUARY, 2011

2/14/2011	Mankins, Logan	Designated Franchise Player
-----------	----------------	-----------------------------

## MARCH, 2011

3/2/2011	Neal, Setphen	Announced his retirement
3/3/2011	Arrington, Kyle	Tendered contract
3/3/2011	Green-Ellis, BenJarvus	Tendered contract
3/3/2011	Page, Jarrad	Tendered contract
3/4/2011	Stroud, Marcus	Signed

## APRIL, 2011

4/28/2011	Solder, Nate	Drafted
4/29/2011	Dowling, Ras-I	Drafted
4/29/2011	Vareen, Shane	Drafted
4/29/2011	Ridley, Stevan	Drafted
4/29/2011	Mallett, Ryan	Drafted
4/30/2011	Canoon, Marcus	Drafted
4/30/2011	Smith, Lee	Drafted
4/30/2011	Carter, Markell	Drafted
4/30/2011	Williams, Malcolm	Drafted

## JULY, 2011

7/27/2011	Berry, Mike	Signed
7/27/2011	Coulson, Ryan	Signed
7/27/2011	Hix, Kyle	Signed
7/27/2011	Koepplin, Kyle	Signed
7/27/2011	Lavarias, Aaron	Signed
7/27/2011	Leonard, Anthony	Signed
7/27/2011	Nurse, Clay	Signed
7/27/2011	Ross, Jeremy	Signed
7/27/2011	Silvestro, Alex	Signed
7/27/2011	Tarpinian, Jeff	Signed
7/27/2011	Woods, Corey	Signed
7/27/2011	Yeatman, Will	Signed
7/27/2011	Carter, Markell	Signed/Draft Choice
7/27/2011	Smith, Lee	Signed/Draft Choice
7/27/2011	Barnes, Tyree	Reinstated from Military Reserve
7/27/2011	Kettani, Eric	Reinstated from Military Reserve
7/28/2011	Ridley, Stevan	Signed/Draft Choice
7/28/2011	Williams, Malcolm	Signed/Draft Choice
7/29/2011	Ryan Mallett	Signed/Draft Choice
7/29/2011	Marcus Cannon	Signed/Draft Choice
7/29/2011	Banta-Cain, Tully	Released
7/29/2011	Carter, Tony	Released
7/29/2011	Crumpler, Alge	Released
7/29/2011	Kaczur, Nick	Released
7/29/2011	Stroud, Marcus	Released
7/29/2011	Warren, Ty	Released
7/29/2011	Coulson, Ryan	Released
7/29/2011	Haynesworth, Albert	Acquired via trade (WAS)
7/29/2011	Ochocinco, Chad	Acquired Via trade (CIN)
7/30/2011	Williams, Steve	Signed
7/30/2011	Faulk, Kevin	Signed
7/30/2011	Arrington, Kyle	Signed
7/30/2011	Mankins, Logan	Signed Franchise Tender
7/30/2011	Morris, Sammy	Signed
7/30/2011	McGowan, Brandon	Signed
7/30/2011	White, Tacy	Signed
7/30/2011	Leonard, Anthony	Released

## AUGUST, 2011

8/2/2011	Dowling, Ras-I	Signed/Draft Choice
8/2/2011	Vereen, Shane	Signed/Draft Choice
8/2/2011	Crompton, Jonathan	Released
8/2/2011	Cox, Christian	Signed
8/2/2011	Light, Matt	Signed
8/3/2011	Green-Ellis, BenJarvus	Signed
8/3/2011	Morris, Chris	Signed
8/3/2011	Compas, Jonathan	Signed

## AUGUST, 2011

8/3/2011	Medlin, Richard	Signed
8/3/2011	Berry, Mike	Released
8/3/2011	Clayton, Thomas	Released
8/4/2011	Solder, Nate	Signed/Draft Choice
8/5/2011	Anderson, Mark	Signed
8/5/2011	Favorite, Marlon	Released
8/7/2011	Turner, Thad	Released
8/7/2011	Hix, Kyle	Placed on Reserve/Injured (shoulder)
8/8/2011	Carter, Andre	Signed
8/8/2011	Ellis, Shaun	Signed
8/8/2011	Warren Gerad	Signed
8/8/2011	McGowan, Brandon	Released
8/10/2011	Wetterer, Mark	Claimed off Waivers (CIN)
8/10/2011	Ventrone, Ross	Released
8/13/2011	Roth, Zach	Signed
8/13/2011	Morris, Chris	Released
8/13/2011	Williams, Steve	Released
8/14/2011	Koutouvides, Niko	Signed
8/19/2011	LeVoi, Mark	Released
8/19/2011	Cox, Christian	Paced on Reserve/Injured (neck)
8/19/2011	Ihedigbo, James	Signed
8/20/2011	Brown, Ricky	Signed
8/21/2011	Mills, Garrett	Signed
8/21/2011	Lockett, Bret	Released
8/21/2011	Roth, Zach	Released
8/22/2011	Lockett, Bret	Placed on Reserve/Injured (groin)
8/24/2011	Berry, Mike	Signed
8/29/2011	Underwood, Tiquan	Signed
8/29/2011	Ventrone, Ross	Signed
8/29/2011	Barnes, Tyree	Released
8/29/2011	Jenkins, Darnell	Released
8/29/2011	Katula, Matt	Released
8/29/2011	Koepplin, Chris	Released
8/29/2011	Mills, Garrett	Released
8/29/2011	Nurse, Clay	Released
8/29/2011	Sanders, James	Released
8/29/2011	Weston, Kade	Released
8/29/2011	Wetterer, Mark	Released
8/29/2011	Wilhite, Jonathan	Released
8/29/2011	Williams, Malcolm	Released
8/30/2011	Dearth, James	Signed
8/30/2011	Murrell, Marques	Released
8/30/2011	Ross, Jeremy	Released

## SEPTEMBER, 2011

9/1/2011	Molden, Antwaun	Claimed off Waivers (HOU)
9/2/2011	Brown, Ricky	Released
9/2/2011	Berry, Mike	Released
9/2/2011	Butler, Carson	Released
9/2/2011	Compas, Jonathan	Released
9/2/2011	Farnham, Buddy	Released
9/2/2011	Medlin, Richard	Released
9/2/2011	Richard, Darryl	Released
9/2/2011	Woods, Corey	Released
9/3/2011	Brace, Ron	Placed on Reserve/PUP
9/3/2011	Deaderick, Brandon	Placed on Reserve/PUP
9/3/2011	Faulk, Kevin	Placed on Reserve/PUP
9/3/2011	Cannon, Marcus	Placed on Reserve/N.F.I.
9/3/2011	Ohnberger, Rich	Placed on Reserve/Injured
9/3/2011	Austin, Thomas	Released
9/3/2011	Carter, Markell	Released
9/3/2011	Cohen, Landon	Released
9/3/2011	Kettani, Eric	Released
9/3/2011	Koutouvides, Niko	Released
9/3/2011	Lavarias, Aaron	Released
9/3/2011	Meriweather, Brandon	Released
9/3/2011	Moore, Erci	Released
9/3/2011	Morris, Sammy	Released
9/3/2011	Silvestro, Alex	Released
9/3/2011	Smith, Lee	Released
9/3/2011	Tate, Brandon	Released
9/3/2011	Underwood, Tiquan	Released
9/3/2011	Ventrone, Ross	Released
9/3/2011	Yeatman, Will	Released
9/4/2011	Waters, Brian	Signed
9/4/2011	Dearth, James	Released
9/4/2011	Maneri, Steve	Released
9/4/2011	Aiken, Danny	Claimed off Waivers (BUF)



# 2011 Transactions

---

## CONTINUED

### SEPTEMBER 2011

9/5/2011	Carter, Markell	Signed to the Practice Squad
9/5/2011	Kettani, Eric	Signed to the Practice Squad
9/5/2011	Kopa, Matt	Signed to the Practice Squad
9/5/2011	Lavarius, Aaron	Signed to the Practice Squad
9/5/2011	McDonald, Nick	Signed to the Practice Squad
9/5/2011	Taylor, Kerry	Signed to the Practice Squad
9/5/2011	Ventrone, Ross	Signed to the Practice Squad
9/5/2011	Welch, Thomas	Signed to the Practice Squad
9/7/2011	Edds, A.J.	Claimed off Waivers (MIA)
9/7/2011	Gronkowski, Dan	Signed
9/7/2011	Butler, Darius	Released
9/7/2011	Warren, Gerard	Released
9/12/2011	Welch, Thomas	Signed from the Practice Squad
9/12/2011	Tarpinian, Jeff	Released
9/14/2011	Thomas, Donald	Signed
9/14/2011	Mills, Garrett	Signed to the Practice Squad
9/14/2011	Tarpinian, Jeff	Signed to the Practice Squad
9/14/2011	Lavarias, Aarons	Released from the Practice Squad
9/14/2011	Welch, Thomas	Released
9/15/2011	Welch Thomas	Signed to the Practice Squad
9/15/2011	McDonald, Nick	Released from the Practice Squad
9/16/2011	McDonald, Nick	Signed to the Practice Squad
9/16/2011	Taylor, Kerry	Released from the Practice Squad
9/21/2011	Adams, Phillip	Signed
9/21/2011	Cohen, Landon	Signed
9/21/2011	Koppen, Dan	Placed on Reserve/Injured (leg)
9/21/2011	Pryor, Myron	Placed on Reserve/Injured (shoulder)
9/22/2011	Tarpinian, Jeff	Signed from the Practice Squad
9/22/2011	Edds, A.J.	Released
9/22/2011	Victorian, Josh	Signed to the Practice Squad
9/23/2011	Gronkowski, Dan	Released
9/24/2011	Ventrone, Ross	Signed from the Practice Squad
9/24/2011	Edds, A.J.	Signed to the Practice Squad
9/27/2011	Cohen, Landon	Released
9/28/2011	Warren, Gerard	Signed
9/28/2011	Silvestro, Alex	Signed to the Practice Squad

### OCTOBER, 2011

10/1/2011	Welch, Thomas	Signed from the Practice Squad
10/1/2011	Ventrone, Ross	Released
10/4/2011	Ventrone, Ross	Signed to the Practice Squad
10/5/2011	Moore, Sterling	Signed to the Practice Squad
10/5/2011	Victorian, Josh	Released from the Practice Squad
10/7/2011	Victorian, Josh	Signed to the Practice Squad
10/7/2011	Kettani, Eric	Released from the Practice Squad
10/8/2011	Ventrone, Ross	Signed from the Practice Squad
10/8/2011	Adams, Phillip	Released
10/10/2011	Welch, Thomas	Released



# UNOFFICIAL DEPTH CHART

Unofficial depth chart compiled by Patriots media relations, October 11, 2011

## OFFENSE

<b>WR:</b>	83 Wes Welker	11 Julian Edelman	18 Matthew Slater
<b>LT:</b>	72 Matt Light	<u>77 Nate Solder</u>	
<b>LG:</b>	70 Logan Mankins	54 Brian Waters	62 Ryan Wendell
<b>C:</b>	63 Dan Connolly	62 Ryan Wendell	
<b>RG:</b>	54 Brian Waters	64 Donald Thomas	
<b>RT:</b>	76 Sebastian Vollmer	<u>77 Nate Solder</u>	
<b>TE:</b>	87 Rob Gronkowski	81 Aaron Hernandez	
<b>WR:</b>	84 Deion Branch	85 Chad Ochocinco	17 Taylor Price
<b>QB:</b>	12 Tom Brady	8 Brian Hoyer	<u>15 Ryan Mallett</u>
<b>RB:</b>	39 Danny Woodhead	<u>22 Stevan Ridley</u>	
<b>RB:</b>	42 BenJarvus Green-Ellis	<u>34 Shane Vereen</u>	

## DEFENSE

<b>LE:</b>	94 Shaun Ellis	92 Albert Haynesworth	98 Gerard Warren
<b>NT:</b>	75 Vince Wilfork	74 Kyle Love	
<b>RE:</b>	93 Andre Carter	95 Mark Anderson	99 Mike Wright
<b>OLB:</b>	50 Rob Ninkovich	52 Dane Fletcher	53 Jeff Tarpinian
<b>ILB:</b>	51 Jerod Mayo	58 Tracy White	
<b>ILB:</b>	55 Brandon Spikes	59 Gary Guyton	
<b>OLB:</b>	96 Jermaine Cunningham	52 Dane Fletcher	
<b>LCB:</b>	32 Devin McCourty	27 Antwaun Molden	<u>21 Ras-I Dowling</u>
<b>RCB:</b>	23 Leigh Bodden	24 Kyle Arrington	
<b>S:</b>	30 Josh Barrett	44 James Ihedigbo	35 Ross Ventrone
<b>S:</b>	25 Patrick Chung	31 Sergio Brown	

## SPECIAL TEAMS

<b>K:</b>	3 Stephen Gostkowski	
<b>P:</b>	14 Zoltan Mesko	
<b>H:</b>	14 Zoltan Mesko	8 Brian Hoyer
<b>PR:</b>	11 Julian Edelman	
<b>KR:</b>	18 Matthew Slater	11 Julian Edelman
<b>LS:</b>	<u>48 Danny Aiken</u>	

## PRONUNCIATION GUIDE

Leigh Bodden	BOD-in	Zoltan Mesko	ZOLE-tahn
Ras-I Dowling	ross-Eye	Stevan Ridley	STEE-ven
Stephen Gostkowski	gust-OW-ski	Nate Solder	SOLD-er
James Ihedigbo	ee-HEAD-dee-bow	Shane Vereen	vuh-REEN
Jerod Mayo	je-ROD		