



PATRIOTS RETURN FROM THE BYE WEEK TO FACE PITTSBURGH

MEDIA SCHEDULE

WEDNESDAY, OCTOBER 26

10:15-11:30 Media Check-In
10:45-11:00 Bill Belichick Press Conference
11:15-12:00 Open Locker Room
Approx. 11:15 Tom Brady Availability
12:20 Ben Roethlisberger player
Conf. Call
12:40 Mike Tomlin Conference Call
Approx. 1:15 Local Media Access to Practice

THURSDAY, OCTOBER 27

10:45-11:30 Media Check-In
11:15-12:00 Open Locker Room
11:15 Defensive Captain Availability
Approx. 1:05 Local Media Access to Practice

FRIDAY, OCTOBER 28

10:00-11:30 Media Check-In
10:30-10:45 Bill Belichick Press Conference
10:45-11:30 Open Locker Room
Approx. 11:45 Local Media Access to Practice

2011 PATRIOTS SCHEDULE

REGULAR SEASON (5-1)

Mon., Sept. 12 at Miami	38-24	W
Sun., Sept. 18 San Diego	35-21	W
Sun., Sept. 25 at Buffalo	31-34	L
Sun., Oct. 2 at Oakland	31-19	W
Sun., Oct. 9 N.Y. Jets	30-21	W
Sun., Oct. 16 Dallas	20-16	W
Sun., Oct. 23	BYE WEEK	
Sun., Oct. 30 at Pittsburgh	4:15	CBS
Sun., Nov. 6 N.Y. Giants	4:15	FOX
Sun., Nov. 13 at N.Y. Jets	8:20	NBC
Mon., Nov. 21 Kansas City	8:30	ESPN
Sun., Nov. 27 at Philadelphia	4:15	CBS*
Sun., Dec. 4 Indianapolis	8:20	NBC*
Sun., Dec. 11 at Washington	1:00	CBS*
Sun., Dec. 18 at Denver	4:15	CBS*
Sat., Dec. 24 Miami	1:00	CBS
Sun., Jan. 1 Buffalo	1:00	CBS*

*Game Time and Network subject to possible flexible scheduling adjustment.

AFC EAST STANDINGS

Team	W	L	T	Pct.	PF	PA
NEW ENGLAND	5	1	0	.833	185	135
Buffalo Bills	4	2	0	.667	188	147
New York Jets	4	3	0	.571	172	152
Miami Dolphins	0	6	0	.000	90	146

PATRIOTS MEDIA WEBSITE

The Patriots' media-only website, located at <http://media.patriots.com>, will also serve as the team's primary credentialing system in 2011. Registered users can apply for credentials by clicking on the upper right corner of the page.

PATRIOTS 2011 MEDIA GUIDE

The Patriots 2011 Media Guide is online and updated throughout the season. Media can access the media guide at www.patriots.com by clicking on the team tab.

NEW ENGLAND PATRIOTS (5-1) at PITTSBURGH STEELERS (5-2)

Sunday, October 30, 2011 ★ Heinz Field (65,000) ★ 4:15 p.m. ET

The New England Patriots return from the bye week and will take their No. 1 offense to face the Steelers No. 3 defense at Pittsburgh's Heniz Field this week. The Patriots are off to a 5-1 start for the second year in a row and have won at least five of their first six games for the eighth time in team history. In addition to this year,

BROADCAST INFORMATION

TELEVISION: This week's game will be broadcast to a national audience by **CBS** and can be seen in Boston on **WBZ-TV Channel 4**. **Jim Nantz** will handle play-by-play duties with **Phil Simms** providing color. The game will be produced by **Lance Barrow** and directed by **Mike Arnold**.

NATIONAL RADIO: This week's game will be broadcast to a national audience by **Westwood One Radio Sports**. **Kevin Kugler** and **Mark Malone** will call the game

RADIO: 98.5 FM, The Sports Hub, is the flagship station for the **Patriots Radio Network**. A complete listing of the network's 37 stations can be found in this press release. Play-by-play broadcaster **Gil Santos** is in his 35th season as the voice of the Patriots and will call the action along with Patriots Hall of Famer **Gino Cappelletti**. **Scott Zolak** will provide sideline analysis.

BRADY AND WELKER ON RECORD SETTING PACE

TOM BRADY

- Tom Brady (2,163) is on pace to throw for 5,768 yards. Only two NFL players have thrown for 5,000 or more yards in a season with Dan Marino's NFL record 5,084 in 1984 and Drew Brees' 5,069 in 2008.
- Brady has 16 touchdowns, putting him on pace for 43 touchdown passes, which would be his second season with 40 or more touchdowns. He had an NFL-record 50 touchdowns in 2007. If Brady reaches 40 touchdowns, he will be just the second NFL player to have two seasons with 40 or more touchdowns. Dan Marino had 48 touchdowns in 1984 and 44 in 1986.

WES WELKER

- Wes Welker has 51 receptions through six games and is on pace for 136, which would be second to Marvin Harrison's single season record of 143, set in 2002. Welker has 785 receiving yards and is on pace for 2,093, which would break Jerry Rice's record of 1,848 set in 1995.

PATRIOTS DEDICATE 2011 SEASON TO MYRA KRAFT

The Patriots announced that they will dedicate the 2011 season to the loving memory of Myra Kraft, who passed away on July 20 after a courageous battle with cancer. Every Patriots player and coach will honor Myra's memory by wearing a patch with her initials on it in recognition of her lifelong contributions to the local and global community and her influence on the charitable mission of the entire Patriots organization. The patch will be worn on the left chest of every player throughout the season.



PATRIOTS WICKED GOOD IN OCTOBER

The Patriots are 32-5 in the month of October since the 2003 season and have won 23 out of their last 25 October games. The Patriots are 18-1 at home and 14-4 on the road during that time in October. New England currently has a 9-game win streak in games played during October. The team's last loss during the month was a 20-17 setback in overtime at Denver on 10/11/09.

MEDIA CONTACTS

PATRIOTS MEDIA RELATIONS OFFICE: 508-384-4203

Stacey James	Vice President of Media Relations	staceyj@patriots.com	508-384-9105
Aaron Salkin	Asst. Director of Media Relations	aarons@patriots.com	508-326-6870
Christy Berkery	Media Relations Coordinator	christyb@patriots.com	508-549-0518
Michael Jurovaty	Media Relations Coordinator	mjurovaty@patriots.com	508-326-6187
Jeff Cournoyer	Director of Corporate Comm.	jeffco@patriots.com	508-549-0492



PATRIOTS 2011 TEAM NOTES

WHAT TO LOOK FOR IN 2011

The Patriots own an overall record of 63-12 (.840) at Gillette Stadium in regular season games. Since their state-of-the-art facility opened at the beginning of the 2002 season, the Patriots own the NFL's best record at home.

RECORD SETTING PACE

QUALIFIER – Six games into the season, a number of Patriots players are on pace for record-breaking seasons. While we know these won't be realistic projections, it is fun to look at what the numbers would be if they continued at this pace.

TOM BRADY

- Tom Brady (2,163) is on pace to throw for 5,768 yards. Only two NFL players have thrown for 5,000 or more yards in a season with Dan Marino's NFL record 5,084 in 1984 and Drew Brees' 5,069 in 2008.
- Brady has 16 touchdowns, putting him on pace for 43 touchdown passes, which would be his second season with 40 or more touchdowns. He had an NFL-record 50 touchdowns in 2007. If Brady reaches 40 touchdowns, he will be just the second NFL player to have two seasons with 40 or more touchdowns. Dan Marino had 48 touchdowns in 1984 and 44 in 1986.
- Brady currently has an NFL record of 31 straight wins as a starter in the regular season at home. The last time the Patriots lost a regular season home game in which Brady started was on Nov. 12, 2006 against the New York Jets.
- Brady has a current streak of 22 straight games with at least one touchdown pass, a Patriots team record.
- Brady has 116 wins as a starter and needs one more win to tie Joe Montana (117) for 7th all-time.

JULIAN EDELMAN

- Julian Edelman has the highest punt return average in Patriots history with a 13.6-yard average (36-489).

BENJARVUS GREEN-ELLIS

- BenJarvus Green-Ellis has 18 touchdown runs since the beginning of the 2010 season, tied for the third most in the NFL with Michael Turner, behind Adrian Peterson (20) and Arian Foster (19).

ROB GRONKOWSKI

- Rob Gronkowski has five touchdowns so far in 2011, putting him on pace for 13 for the year. The NFL record for most touchdowns in a season by a tight end is 13 by Vernon Davis (SF) in 2009 and Antonio Gates (SD) in 2004. Gronkowski last season set the franchise record for touchdowns by a rookie tight end with 10.
- Gronkowski has 15 touchdown catches in 22 career NFL games. His 15 touchdowns since 2010 are the most in the NFL by a tight end.

WES WELKER

- Wes Welker has 51 receptions through six weeks and is on pace for 136, which would be second to Marvin Harrison's single season record of 143, set in 2002.
- Welker has 785 receiving yards and is on pace for 2,093, which would break Jerry Rice's record of 1,848, set in 1995.
- Wes Welker had a career-high 217 receiving yards to set a franchise record (09/25/11) at Buffalo, breaking the previous record set by Terry Glenn with 214 receiving yards.
- Welker has a streak of 67 straight regular season games with at least one reception as a member of the Patriots to extend a franchise record. TE Ben Coates held the previous mark with 63 straight games.
- Welker has caught at least one pass in 84 straight regular season games in his NFL career.
- Welker is tied with six other NFL players as the only players in NFL history to have at least eight receptions, 150 yards and at least one touchdown three times in a single season.

WHAT TO LOOK FOR IN 2011 (CONTINUED)

VINCE WILFORK

Vince Wilfork has two interceptions so far in 2011 and is one of four Patriots defensive lineman to ever register two career interceptions. Anthony Pleasant (2001) is the only other Patriots defensive lineman to record two interceptions in a single season.

- The Patriots currently have 185 points and are on pace to finish with 493 points, which would be third in team history. The 2007 Patriots own the NFL record with 587.

NFL'S BEST AT HOME

Since their state-of-the-art facility opened at the beginning of the 2002 season, the Patriots own the NFL's best record at home overall.

BEST HOME RECORDS SINCE 2002

Team	W	L	T	Pct.
New England	70	14	0	.833
Indianapolis	63	21	0	.750
Pittsburgh	60	22	1	.729
Baltimore	56	21	0	.727
San Diego	55	25	0	.688
Seattle	53	27	0	.663
Philadelphia	52	30	0	.634

PATRIOTS ARE SHARP AT GILLETTE

The Patriots have now won 20 straight regular season home games dating back to a 47-7 win over Arizona on Dec. 21, 2008. The Patriots own an overall record of 63-12 (.840) at Gillette Stadium in regular season games. Since their state-of-the-art facility opened at the beginning of the 2002 season, the Patriots own the NFL's best record at home all-time.

The teams with the highest winning percentage at a stadium since 1970 (minimum 25 games):

Team	Stadium	W-L-T	WIN PCT.
New England	Gillette Stadium	63-12	.840
Miami	Orange Bowl	101-22-1	.819
Pittsburgh	Heinz Field	61-21-1	.741
Minnesota	Metropolitan Stadium	64-23-1	.733
LA Rams	Memorial Coliseum	53-20-2	.726

LONGEST HOME WINNING STREAK / PATRIOTS HISTORY (REG. SEASON)

Streak	First Win	Last Win
20	Dec. 12, 2008	Oct. 16, 2011*
18	Dec. 29, 2002	Sept. 8, 2005
12	Nov. 26, 2006	Sept. 7, 2008
10	Sept. 18, 1976	Oct. 30, 1977

*-Active Streak

NFL'S BEST ROAD WARRIORS

Since the start of the 2000 season, the Patriots have the best regular-season road record at 59-32.

TEAM	RECORD	PCT.
New England	59-32	.648
Philadelphia	58-32-1	.643
Indianapolis	59-33	.641
Pittsburgh	55-37	.598

2011 TEAM CAPTAINS

The New England Patriots announced their 2011 team captains. Quarterback Tom Brady and G Logan Mankins will serve as offensive captains. Nose tackle Vince Wilfork, LB Jerod Mayo and CB Devin McCourty will serve as defensive captains. Wide receiver Matthew Slater will serve as special teams captain. The Patriots' 2011 captains were elected by their teammates.

On offense, Brady will serve as an offensive captain for the 10th straight season, having first been elected in 2002. Mankins, who is in his seventh season with New England after joining the team as a first round draft choice in 2005, will serve as a captain for the first time. On defense, Wilfork is a captain for the fourth straight season, while Mayo will serve as a captain for the third straight year. Slater will serve as the Patriots' special teams captain for the first time. A special teams standout, Slater led the Patriots with a career-high 21 special teams tackles in 2010.



PATRIOTS 2011 TEAM NOTES

TOM BRADY AND WES WELKER BECOME THE 12TH TO SCORE ON A 99-YARD PASS PLAY

Tom Brady connected with Wes Welker on a 99-yard touchdown in the fourth quarter of the 2011 season-opener at Miami (9/12). The 99-yard play tied the NFL record for the longest offensive play, which has been accomplished 13 times. There have been 12 pass plays and one running play for 99 yards. Listed below are the 13 99-yard plays.

(12) 99-YARD PASS PLAYS

Frank Filchock to Andy Farkas, Wash. vs. Pitt. – Oct. 15, 1939
George Izo to Bobby Mitchell, Wash. vs. Cle. – Sept. 15, 1963
Karl Sweetan to Pat Studstill, Det. vs. Balt. – Oct. 16, 1966
Sonny Jurgensen to Gerry Allen, Wash. vs. Chic. – Sept. 15, 1968
Jim Plunkett to Cliff Branch, LA Raiders vs. Wash. – Oct. 2, 1983
Ron Jaworski to Mike Quick, Phil. vs. Atl. – Nov. 10, 1985
Stan Humphries to Tony Martin, SD. vs. Sea.. -Sept. 18, 1994
Brett Favre to Robert Brooks, GB vs. Chic. – Sept. 11, 1995
Trent Green to Marc Boerigter, KC vs. SD. – Dec. 22, 2002
Jeff Garcia to Andre Davis, Cle. vs. Cin. – Oct. 17, 2004
Gus Ferrotte to Bernard Berrian, Minn. Vs. Chi. – Nov. 30, 2008

Tom Brady to Wes Welker, NE vs. Mia. – Sept. 12, 2011

(1) 99-YARD RUN PLAY

Tony Dorsett, Dal. vs. Minn.- Jan. 3, 1983

PATRIOTS SET FRANCHISE RECORD WITH 622 TOTAL YARDS IN 2011 OPENER

The Patriots 622 total yards at Miami (9/12) is a franchise record. The previous high was 619 yards vs. Tennessee on Oct. 18, 2009. The Patriots now have two games in their history with 600 or more total yards.

TWO STRAIGHT WEEKS WITH THREE PLAYERS WITH SEVEN OR MORE CATCHES

The win over San Diego (9/18) marked the second straight week and first time ever in back-to-back games that the Patriots have had three players with seven or more receptions. Against the Chargers, Deion Branch (8), Wes Welker (7), and Aaron Hernandez (7) all reached the 7-catch mark. In the season opener at Miami (9/12), Welker (8), Branch (7), and Hernandez (7) also accomplished the feat. Prior to the opener, the last time New England had three players with seven or more catches in the same game was on Nov. 13, 2008, when Benjamin Watson (8), Wes Welker (7), and Jabar Gaffney (7) did it.

PATRIOTS FORCE TURNOVERS

The Patriots lead the NFL with a +107 turnover margin since the 1994 season, including a league-leading and franchise record +28 in 2010.

NFL TURNOVER MARGIN SINCE 1994

Rank	Team	Turnover Margin
1.	New England	+107
2.	Kansas City	+103
3.	Pittsburgh	+62

13 STRAIGHT GAMES WITH 30 POINTS IS SECOND BEST IN NFL HISTORY

The Patriots streak of games with 30 or more points scored ended with a 20-16 win against Dallas (10/16). The Patriots set a team record with their 10th straight regular season game with 30 or more points dating back to Nov. 14 of last season with a 39-26 win at Pittsburgh following the 35-21 win vs. San Diego (9/18) and extended the streak to 13 games after the 30-21 win vs. the New York Jets (10/9). The Patriots' previous team record for consecutive games with 30 or more points was nine straight games from the last game of the 2006 regular season and the first eight games of the 2007 season. The Patriots' streak of 13 straight games with 30 or more points is second in NFL history to the 14 straight games by the St. Louis Rams (1999-2000). The Patriots are 65-3 when scoring 30 or more points under head coach Bill Belichick.

PATRIOTS ON POINT IN 2011

The Patriots currently have 185 points and are on pace to finish with 493 points, which would be third in team history.

MOST POINTS SCORED IN A SEASON BY THE PATRIOTS

589 in 2007
518 in 2010
441 in 1980

MOST POINTS IN A SEASON / NFL HISTORY

Team	Year	Pts
New England	2007	589
Minnesota	1998	556
Washington	1983	541
St. Louis	2000	540
St. Louis	1999	526
Indianapolis	2004	522
New England	2010	518

PATRIOTS ON POINT PART 2

The Patriots are averaging 30.8 points per game in 2011. That number would be third all-time in team history.

HIGHEST AVG. POINTS PER GAME BY THE PATRIOTS

36.8 in 2007
32.4 in 2010
29.5 in 1961

PATRIOTS SCORE TOUCHDOWNS

The Patriots have scored 22 touchdowns so far in 2011, a pace that would give the Patriots 59 for the year. That number would be third in team history.

MOST TOUCHDOWNS IN A SEASON / PATRIOTS

75 in 2007
65 in 2010
52 in 1961 and 1980

MOST TOUCHDOWNS IN A SEASON / NFL HISTORY

Team	Year	TD
New England	2007	75
Miami	1984	70
St. Louis	2000	67
Houston Oilers	1961	66
Indianapolis	2004	66
San Francisco	1994	66
St. Louis	1999	66
New England	2010	65

DIVISIONAL DOMINANCE

The New England Patriots own a 50-15 (.769) record in regular season AFC East games since the beginning of the 2001 season, compiling the best intra-division record of any team in the NFL.

NFL'S TOP DIVISIONAL RECORDS SINCE 2001

Team	W	L	T	Pct.
New England Patriots	50	15	0	.769
Indianapolis Colts	45	18	0	.714
Pittsburgh Steelers	46	19	0	.708
Green Bay Packers	44	20	0	.688

AFC EAST DIVISIONAL RECORDS SINCE 2001

Team	W	L	T	Pct.	Div. Titles	Years
New England	50	15	0	.769	8	2001, 03-07, 09-10
New York Jets	32	32	0	.500	1	2002
Miami	26	38	0	.406	1	2008
Buffalo	21	42	0	.333	0	---

NOTES: The Indianapolis Colts were members of the AFC East in 2001 and compiled a 3-5 divisional record that season. In 2002, the Patriots and Jets both finished with a 9-7 overall record and a 4-2 divisional record, but the Jets claimed the division title by virtue of having a better record against common opponents. In 2008, the Patriots and Dolphins both finished with an 11-5 overall record and a 4-2 divisional record, but Miami qualified for the playoffs due to a better conference record (8-4 to 7-5).



WHAT HAVE YOU DONE FOR ME LATELY?

WHAT HAVE YOU DONE FOR ME LATELY?

Since their record-setting 2007 season, the Patriots have maintained their spot atop the NFL in terms of winning percentage and are second in points scored. Since the beginning of the 2008 season, the Patriots have the NFL's highest winning percentage and have scored the second most points in the NFL. Since 2009, the Patriots also have the best winning percentage and have scored the second most points. New England tops both categories since the beginning of the 2010 season.

HIGHEST WINNING PERCENTAGE SINCE 2008

Team	W	L	T	Pct.	PF	PA
New England Patriots	40	14	0	.741	1540	1042
Pittsburgh Steelers	38	17	0	.691	1241	901
Atlanta Falcons	37	18	0	.673	1326	1101
New Orleans Saints	37	18	0	.673	1596	1199
Baltimore Ravens	36	18	0	.667	1288	858
Indianapolis Colts	36	19	0	.655	1339	1218
San Diego Chargers	34	20	0	.630	1475	1125
New York Giants	34	20	0	.630	1377	1215
Green Bay Packers	34	21	0	.618	1498	1058
Philadelphia Eagles	32	21	1	.602	1429	1148

HIGHEST WINNING PERCENTAGE SINCE 2009

Team	W	L	T	Pct.	PF	PA
New England Patriots	29	9	0	.763	1130	733
New Orleans Saints	29	10	0	.744	1133	806
Green Bay Packers	28	11	0	.718	1079	684
San Diego Chargers	26	12	0	.684	1036	778
Atlanta Falcons	26	13	0	.666	935	776
Pittsburgh Steelers	26	13	0	.666	894	678
Baltimore Ravens	25	13	0	.658	903	614
Indianapolis Colts	24	15	0	.615	962	920
Philadelphia Eagles	23	15	0	.605	1013	852
New York Giants	22	16	0	.579	950	921

HIGHEST WINNING PERCENTAGE SINCE 2010

Team	W	L	T	Pct.	PF	PA
New England Patriots	19	3	0	.864	703	448
Green Bay Packers	17	6	0	.739	618	381
Atlanta Falcons	17	6	0	.739	572	451
Pittsburgh Steelers	17	6	0	.739	526	354
Baltimore Ravens	16	6	0	.727	512	353
New Orleans Saints	16	7	0	.696	623	465
Chicago Bears	15	8	0	.652	504	436
New York Giants	14	8	0	.636	548	494
New York Jets	15	8	0	.636	539	456
San Diego Chargers	13	9	0	.591	582	458

MOST POINTS SCORED SINCE 2008

Team	Points
New Orleans Saints	1596
New England Patriots	1540
Green Bay Packers	1498
San Diego Chargers	1475
Philadelphia Eagles	1429
New York Giants	1377
Indianapolis Colts	1339
Atlanta Falcons	1326
Houston Texans	1326
Baltimore Ravens	1288

MOST POINTS SCORED SINCE 2009

Team	Points
New Orleans Saints	1133
New England Patriots	1130
Green Bay Packers	1079
San Diego Chargers	1036
Philadelphia Eagles	1013
Indianapolis Colts	962
New York Giants	950
Houston Texans	945
Atlanta Falcons	935
Baltimore Ravens	903

MOST POINTS SCORED SINCE 2010

Team	Points
New England Patriots	703
New Orleans Saints	623
Green Bay Packers	618
Philadelphia Eagles	584
San Diego Chargers	582
Atlanta Falcons	572
Oakland Raiders	570
Detroit Lions	556
New York Giants	548
Indianapolis Colts	546



PATRIOTS VS. STEELERS

SERIES HISTORY

The Patriots and Steelers will square off for the 26th time overall and the 22nd time in the regular season. New England has won seven of the last 10 matchups and beat the Steelers, 39-26, last year in a Sunday Night Football game in Pittsburgh on Nov. 14.

Pittsburgh leads the all-time regular-season series 13-8, but the Patriots lead the postseason series by a 3-1 margin. The teams played in the AFC Championship Game following the 2001 and 2004 seasons, with the Patriots winning both times en route to Super Bowl titles. Of the previous 25 games in the series, 18 have been played in Pittsburgh, where the Steelers own a 10-8 advantage. The Patriots will travel to Pittsburgh for the 19th time and second year in a row.

The Patriots posted a 30-14 win in the Grand Opening of Gillette Stadium on Monday Night Football on Sept. 9, 2002 against the Steelers.



Regular Season – Steelers 13, Patriots 8

Date	Result	Score	H/A	Stadium
10/22/72	L	3-33	A	Three Rivers Stadium
12/08/74	L	17-21	H	Schaefer Stadium
09/26/76	W	30-27	A	Three Rivers Stadium
09/03/79	L	13-16	H	Schaefer Stadium
09/27/81	L	21-27	A	Three Rivers Stadium
12/26/82	L	14-37	A	Three Rivers Stadium
09/25/83	W	28-23	A	Three Rivers Stadium
10/19/86	W	34-0	A	Three Rivers Stadium
12/17/89	L	10-28	A	Three Rivers Stadium
12/09/90	L	3-24	A	Three Rivers Stadium
09/15/91	L	6-20	A	Three Rivers Stadium
12/05/93	L	14-17	A	Three Rivers Stadium
12/16/95	L	27-41	A	Three Rivers Stadium
12/13/97	L	21-24	H	Foxboro Stadium
12/06/98	W	23-9	A	Three Rivers Stadium
09/09/02	W	30-14	H	Gillette Stadium
10/31/04	L	20-34	A	Heinz Field
09/25/05	W	23-20	A	Heinz Field
12/09/07	W	34-13	H	Gillette Stadium
11/30/08	L	10-33	H	Gillette Stadium
11/14/10	W	39-26	A	Heinz Field

Playoffs – Patriots 3, Steelers 1

Date	Result	Score	H/A	Stadium
01/05/97*	W	28-3	H	Foxboro Stadium
01/03/98*	L	6-7	A	Three Rivers Stadium
01/27/02\$	W	24-17	A	Heinz Field
01/23/05\$	W	41-27	A	Heinz Field

*-Divisional Playoffs \$-AFC Championship Game

SERIES BREAKDOWN

(Includes Postseason)

Overall Record	11-14
Home Record	3-4
Gillette Stadium	2-1
Foxboro Stadium	1-3
Away Record	8-10
Heinz Field	4-1
Three Rivers Stadium	4-9
Longest winning streak	3 games (twice)
Longest losing streak	5 games (12/17/89 - 12/16/95)
Bill Belichick vs. Pittsburgh	8-8 (6-2 with New England)
Mike Tomlin vs. New England	1-2

TALE OF THE TAPE

2011 Regular Season	New England	Pittsburgh
Record	5-1	5-2
Divisional Standings	1st	1st
Total Yards Gained	2,847	2,683
Total Offense (Rank)	474.5 (1)	383.3 (9)
Rush Offense	124.0 (10T)	117.9 (14)
Pass Offense	350.5 (1)	265.4 (9)
Points Per Game	30.8 (4)	21.6(19)
Total Yards Allowed	2,542	1,953
Total Defense (Rank)	423.7 (32)	279.0 (3)
Rush Defense	101.5 (8)	107.1 (12)
Pass Defense	322.2 (32)	171.9 (1)
Points Allowed/Game	22.5 (15t)	17.4 (3)
Possession Avg.	29:25	32:33
Sacks Allowed/Yards Lost	11/60	20/127
Sacks Made/Yards	10/57	17/114
Total Touchdowns Scored	22	17
Penalties Against/Yards	39/353	41/369
Punts/Avg.	18/45.8	25/44.9
Turnover Differential	+1	-9

PASSING PERFORMANCES

Tom Brady has played against Pittsburgh five times in the regular-season and two times in the postseason. He owns a 4-1 regular-season record and a 2-0 postseason record after two AFC Championship wins at Pittsburgh following the 2001 and 2004 seasons. Brady is 2-1 against the Steelers in Pittsburgh in the regular-season and 2-0 at Pittsburgh in the postseason. He enters this week's Pittsburgh game with three-straight 350-plus passing games against the Steelers.

Tom Brady vs. Pittsburgh Steelers (4-1)

(Regular Season)

Date	A	C	Yd	% TD	I	Rating	W/L	Score
09/09/02	43	29	294	67.4	3	110.0	W	30-14 (H)
10/31/04	43	25	271	58.1	2	72.9	L	20-34 (A)
09/25/05	41	31	372	75.6	0	92.7	W	23-20 (A)
12/09/07	46	32	399	69.6	4	125.2	W	34-13 (H)
11/14/10	43	30	350	69.8	3	117.4	W	39-26 (A)
Totals	216	147	1686	68.112	3	104.1	4-1	

Tom Brady vs. Pittsburgh Steelers (2-0)

(Postseason)

Date	A	C	Yd	% TD	I	Rating	W/L	Score
01/27/02	18	12	115	66.7	0	84.3	W	24-17 (A)
01/23/05	21	14	207	66.7	2	130.5	W	41-27 (A)
Totals	39	26	489	66.7	2	109.1	2-0	

Steelers quarterback Ben Roethlisberger has faced New England five times in the regular-season and is 2-3 against the Patriots. Roethlisberger's first two losses as an NFL starting quarterback came at the hands of the Patriots.

Ben Roethlisberger vs. New England Patriots (2-3)

(Regular Season)

Date	A	C	Yd	% TD	I	Rating	W/L	Score
10/31/04	24	18	196	75.0	2	126.4	W	34-20
09/25/05	28	12	271	42.9	2	93.8	L	20-23
12/09/07	32	19	187	59.4	1	86.3	L	13-34
11/30/08	33	17	179	51.5	2	75.2	W	34-13
11/14/10	49	30	387	61.2	3	97.9	L	26-39
Totals	166	96	1165	57.810	2	94.6	2-3	

Ben Roethlisberger vs. New England Patriots (0-1)

(Postseason)

Date	A	C	Yd	% TD	I	Rating	W/L	Score
01/23/05	24	14	226	58.3	2	78.1	L	27-41

*-AFC Championship Game



PATRIOTS VS. STEELERS

THE LAST MEETING: PATRIOTS 39, STEELERS 26

November 14, 2010 ★ Heinz Field

	1	2	3	4	Final
New England Patriots	10	0	13	16	39
Pittsburgh Steelers	0	3	0	23	26

Tom Brady threw for 350 yards with three touchdown passes to TE Rob Gronkowski and added a 3-yard touchdown run, as he led the Patriots to a 39-26 victory over the Pittsburgh Steelers at Heinz Field. Brady improved to a 6-1 record overall against Pittsburgh. Pittsburgh entered the game allowing an NFL-low 15.4 points per game and an NFL-low 58.3 rushing yards per game. New England scored 39 points and became the first team to gain 100 yards rushing against the Steelers with 103 yards for a 4.3-yard average. New England built a 23-3 lead heading into the final quarter and withstood a 23-point fourth quarter by Pittsburgh for the win. New England took a 10-0 first quarter lead after scoring on their first two offensive possessions. Brady culminated an eight-play, 70-yard drive with a 19-yard touchdown pass to Gronkowski and newly acquired K Shayne Graham hit a 31-yard field goal after a drive stalled at the Pittsburgh 12-yard line. The Patriots added 13 points in the third quarter to push in front 23-3. Brady opened the third quarter by engineering a 10-play, 78-yard drive that ended when he connected on his second touchdown pass to Gronkowski on a 9-yard scoring play. Later in the quarter, Brady ran up the middle for a 3-yard touchdown to finish a seven-play, 80-yard drive. That play was set up by a 45-yard pass from Brady to WR Brandon Tate. After Pittsburgh cut the lead to 23-10 early in the fourth quarter, S James Sanders appeared to put the game out of reach when he intercepted a Ben Roethlisberger pass and returned it 32 yards for a touchdown for a 29-10 New England lead. Pittsburgh responded on the ensuing drive with a touchdown drive and a two-point play to cut the lead to 29-18, but New England recovered the onside kick attempt and was able to get into position for Brady's third touchdown pass to Gronkowski with a 25-yard scoring pass to make it 36-18. With under five minutes to play, Roethlisberger threw a 33-yard touchdown pass to make it 36-26. Again, Pittsburgh attempted an onside kick that was recovered by New England at the Pittsburgh 33-yard line to set up a field goal for a 39-26 final.

CONNECTIONS

Pittsburgh Ties

- **TE Rob Gronkowski** went to Woodland Hills High School in Pittsburgh, PA for his senior year after moving from Williamsville, New York.
- Defensive Backs coach **Josh Boyer**, who is a native of Heath, Ohio, began his coaching career in 2000 as an assistant coach at King's College (PA).
- **C Dan Koppen** went to Whitehall High School in Whitehall, PA before attending Boston College where he was a three-year starter.
- Special teams coach **Scott O'Brien** coached special teams at the University of Pittsburgh from 1987-1990.
- **DB Ross Ventrone** went to Chartiers Valley High School in Pittsburgh, PA but did not play football until his senior year. Ventrone would go on to attend the University of Pittsburgh before transferring to Villanova.

Former NFL Teammates

- Patriots **DB Kyle Arrington** appeared in nine games during the 2009 season with the Tampa Bay Buccaneers and played alongside Steelers **S Will Allen** in Tampa Bay.
- Patriots **DE Andre Carter** played three seasons (2003-2005)
- with Steelers **WR Arnaz Battle** with the San Francisco 49ers.

CONNECTIONS (continued)

- **DE Shuan Ellis**, **RB Danny Woodhead**, and **DB James Ihedigbo** all played with veteran **WR Jerricho Cotchery** with the New York Jets. Ellis and Cotchery played together the longest as Ellis played in New York from 2000-2010 while Cotchery was with the organization from 2004-2010.
- **DE Shuan Ellis** also suited up with **LB James Farrior** until the 2001 season. Farrior played with the Jets from 1997-2001.
- Steelers **K Shaun Suisham** played his entire Washington Redskins career with **DE Andre Carter**. The two teamed up for four seasons in Washington (2006-2010). **DT Albert Haynesworth** also played two seasons in Washington while Suisham was with the organization.
- **G Dan Connolly** (2006) played with **QB Bryon Leftwich** in Jacksonville.
- **LB Tracy White** played with Leftwich during the 2005 season.

Former Patriots

- Steelers running backs **Coach Kirby Wilson** was the running backs coach for the Patriots from 1997-1999. Wilson mentored former Patriots backs Curtis Martin and Robert Edwards.

Former College Teammates

- **QB Tom Brady** (2000 Draft Class) teamed up with **LB Larry Foote** (2002 Draft Class) at the University of Michigan during Brady's junior and senior seasons.
- **P Zoltan Mesko**, **QB Ryan Mallet**, and **LB Lamarr Woodley** played at Michigan together during the 2006 campaign. Mallet would transfer to the University of Arkansas after his first season at Michigan.
- **LB Jerod Mayo** and **OG Ramon Foster** took the field together for the Tennessee Volunteers 2007 season.
- **LB Brandon Spikes**, **LB Jermaine Cunningham**, and **TE Aaron Hernandez** went to the University of Florida with **C/G Maurkice Pouncey**. Each player was drafted as part of the 2010 draft class.

PATRIOTS AND STEELERS ARE AT THE TOP

The Patriots and Steelers are at the top of the NFL charts in several categories since the 1994 season.

TOTAL VICTORIES SINCE 1994 (Incl. Postseason)

New England Patriots	202
Pittsburgh Steelers	194

WINNING PERCENTAGE SINCE 1994 (Incl. Postseason)

Team	W	L	T	Pct.
New England Patriots	202	102	0	.664
Pittsburgh Steelers	194	110	1	.638

SUPER BOWL CHAMPIONSHIPS SINCE 1994

New England Patriots	3
Pittsburgh Steelers.....	2
Green Bay Packers	2

CONFERENCE CHAMPIONSHIPS SINCE 1994

New England Patriots	5
Pittsburgh Steelers	4

PLAYOFF VICTORIES SINCE 1994

New England Patriots	17
Pittsburgh Steelers	17

PLAYOFF GAMES PLAYED SINCE 1994

New England Patriots	26
Pittsburgh Steelers	26



LAST GAME: PATRIOTS VS. COWBOYS

PATRIOTS 20, DALLAS 16

October 16, 2011 ★ Gillette Stadium

	1	2	3	4	Final
Dallas Cowboys	3	7	3	3	16
New England Patriots	3	10	0	7	20

The New England Patriots offense and defense came up big just in time to pull out a 20-16 come-from-behind victory over the visiting Dallas Cowboys to improve to a 5-1 record.

The Patriots faced a 16-13 deficit and Dallas had the ball with 3:36 left in the game, before New England's offense and defense came through for an exciting fourth-quarter comeback. First, New England's defense forced a Dallas three-and-out to give the Patriots the ball back with 2:31 left in the game. Then, after a Dallas punt, the Patriots offense drove 80 yards in 10 plays to take a 20-16 lead on an 8-yard touchdown pass from Tom Brady to Aaron Hernandez with 22 seconds left in the game. Brady was 8-of-9 for 78 yards on the game-winning drive.

The Patriots won despite two interceptions and their first two lost fumbles of the season. Despite the turnovers, Brady still finished with 27 completions on 41 attempts for 289 yards and two touchdowns. Hernandez caught 8 passes for 68 yards, while Rob Gronkowski caught 7 passes for 74 yards.

The win was the 31st straight home win by Brady and the 20th straight regular season home win for the Patriots.

CB Kyle Arrington helped set up the Patriots first points when he intercepted a QB Tony Romo pass at the Dallas 43-yard line to end the Cowboys' first offensive drive. That helped set up a 31-yard field goal by K Stephen Gostkowski. The Cowboys tied the game on a 48-yard field goal after CB Terrence Newman intercepted Brady at the New England 23-yard line. New England fumbled on the ensuing kickoff but Dallas gave the ball right back to the Patriots after Vince Wilfork forced a fumble that was recovered by Gerard Warren. The Patriots responded with an 11-play, 72-yard drive that resulted in a 26-yard field goal for a 6-3 second quarter lead.

BRADY TALLIES 32ND CAREER FOURTH-QUARTER GAME-WINNING PERFORMANCE

Tom Brady led the Patriots on a game-winning touchdown drive, taking the Patriots 80 yards on 10 plays to turn a 16-13 deficit into a 20-13 win on an 8-yard touchdown pass to Aaron Hernandez with 22 seconds left in the game. The performance marked the 32nd time in Brady's career that he led the Patriots to a victory following a fourth-quarter deficit or tie. Brady has accomplished the feat 26 times in the regular season and six times in the playoffs. Last season, Brady led New England to two fourth-quarter comebacks, against Green Bay (12/19/10) and Baltimore (10/17/10). Brady was 8-of-9 for 78 yards on the drive.

BRADY AND BELICHICK TIE MARINO AND SHULA FOR WINNINGEST COACH/QB TANDEM

With the victory over the Cowboys, Bill Belichick and Tom Brady earned their 116th win as a coach-quarterback tandem, tying Dan Marino and Don Shula for the most wins by any coach-QB tandem since the 1970 AFL-NFL merger. Belichick and Brady also have the best winning percentage among a head coach/starting quarterback tandem since the merger.

PATRIOTS ARE 5-1 OR BETTER FOR THE 8TH TIME

The Patriots have won five of their first six games of the 2011 season, marking the eighth time in team history that New England has won at least five of its first six games. New England also won five of its first six games in 2010, marking the second time in team history the team has started 5-1 or better through six games in back-to-back years (2006 and 2007). In addition to this year, New England was also 5-1 in 2010, 2006, 1997, 1980, and 1974, and was 6-0 in 2007 and 2004.

PATRIOTS ARE GOOD AGAINST THE NFC AT HOME

With the win over Dallas, the Patriots won their 18th straight home game against NFC opposition. New England's last home loss to an NFC team was in the very first game against an NFC opponent at the new stadium in 2002 when the visiting Green Bay Packers beat the Patriots, 28-10, on Oct. 13.

PATRIOTS SHARP AT GILLETTE

The Patriots have now won 20 straight regular season home games dating back to a 47-7 win over Arizona on Dec. 21, 2008. New England's 20 straight regular-season home wins extends a franchise record. The team's previous record was 18 straight regular-season home victories from Dec. 29, 2002 through Sept. 8, 2005. The NFL record for most consecutive home victories is 27, achieved by Miami from 1971-74. The Patriots own an overall record of 63-12 (.840) at Gillette Stadium in regular season games. Since their state-of-the-art facility opened at the beginning of the 2002 season, the Patriots own the NFL's best record at home all-time.

BRADY MOVED UP ON THE NFL'S ALL-TIME TOUCHDOWN CHART

Tom Brady threw two touchdown passes against Dallas to move past Vinny Testaverde (275) into sole possession of eighth place on the NFL's all-time touchdown pass list. Brady finished the game with 277 career touchdown passes, including a game-winning score to Aaron Hernandez with 22 seconds left. Johnny Unitas ranks seventh with 290 touchdown passes. Brady also ranks eighth in NFL history with 116 career wins as a starting quarterback, one behind Joe Montana's total of 117 wins.

DEFENSIVE STANDOUTS

Andre Carter sacked Tony Romo twice, marking his 10th career two-sack game and his first since he had two on Dec. 13, 2009 while playing for the Washington Redskins at Oakland. Carter sacked Romo for an 11-yard loss on second-and-goal in the third quarter, helping to hold Dallas to a field goal on the drive. He sacked Tony Romo for a 6-yard loss on third down in the first quarter, forcing a Dallas punt on the next play. The sacks gave Carter 2.5 sacks for the season.

ARRINGTON HAS FOURTH INTERCEPTION OF THE SEASON

Kyle Arrington intercepted a Tony Romo pass in the first quarter to end Dallas's game-opening drive. The interception was Arrington's team-high fourth of the season. Arrington came into this season with one career interception, which he returned for a 36-yard touchdown against Green Bay on Dec. 19, 2010.

HERNANDEZ SET NEW CAREER HIGH WITH EIGHT CATCHES

Aaron Hernandez caught eight passes for 68 yards and a game-winning touchdown against Dallas. Hernandez's eight receptions set a new career high. He previously had seven receptions against Miami (9/12/11) and against San Diego (9/18/11). Through six games this season, Hernandez has played in four games and has caught 27 passes for 289 yards and three touchdowns.

GRONKOWSKI TIES CAREER HIGH WITH SEVEN CATCHES

Rob Gronkowski tied his career high with seven catches against Dallas. He finished the game with seven catches for 74 yards. Gronkowski also had seven receptions against Buffalo on Sept. 25, 2011.

BRADY HAS FOURTH GAME-WINNING TD

The game against the Cowboys was the fourth game in Tom Brady's career in which he threw a game-winning touchdown pass in the final minute of the game to turn a Patriots deficit into a Patriots win. It is the first time he has done so at home.



INSIDE THE NUMBERS

BY THE NUMBERS

2

The number of games where the Patriots had three players with seven or more receptions: at Miami (9/12) and vs. San Diego (9/18).

2

The number of 2011 draft picks that were in the opening day starting lineup after T Nate Solder started at right tackle and S Ras-I Dowling started at cornerback.

2

The number of interceptions by Vince Wilfork in 2011. Anthony Pleasant (2001) is the only other Patriots defensive lineman to record two interceptions in the same season.

5

The number of touchdown catches by TE Rob Gronkowski in 2011. He is on pace for 13, which would tie an NFL record for tight ends.

7.20

The number of receptions that Wes Welker is averaging during his Patriots career with 483 receptions in 67 games, best in franchise history.

5.27

The average yards per carry by Danny Woodhead during his Patriots career (127 att. for 669 yards), the best average among any Patriots player with at least 100 rushing attempts.

10

The number of career 100-yard receiving games by Deion Branch after he finished with 8 receptions for 129 yards in the win vs. San Diego (9/18).

18

The number of rushing touchdowns by BenJarvus Green-Ellis since the start of the 2010 season, tied for the third most in the NFL.

19

The number of 10-tackle games by LB Jerod Mayo after he finished with a team-high 11 total tackles vs. San Diego (9/18).

51

The number of receptions by Welker in the first six games, which is tied for the second highest total in NFL history for the first six games of the season.

622

The number of total yards by the Patriots in the win at Miami in the season opener, a franchise record. The previous best was 619 yards vs. Tennessee (10/18/09).

785

The number of receiving yards by Wes Welker after six games. In 2010, Welker led the Patriots with 848 total yards to finish 11th in the AFC.

TOM BRADY BY THE NUMBERS

1

The number of NFL quarterbacks that followed a 500-yard performance with a 400-yard performance after Brady had back-to-back games with 517 yards and 423 yards.

4

The number of times that Brady has thrown a game-winning touchdown pass in the final minute of the game to turn a deficit into a Patriots win after a final-minute touchdown vs. Dallas (10/16).

6

The number of times that Brady has finished a season with 25 or more touchdowns. He is the sixth QB in NFL history to have 25 or more touchdown passes in at least six different seasons.

8

The number of times Tom Brady has passed for 3,000 or more yards in a season, a franchise record for most 3,000-yard seasons. He finished the season with 3,900 yards.

11

The number of times an NFL quarterback has thrown for 500 or more yards after Brady threw for 517 in the 2011 opener at Miami.

TOM BRADY BY THE NUMBERS

19

The number of times Tom Brady has earned AFC Offensive Player of the Week honors. He earned the award in each of the first two weeks of the 2011 season.

18

The number of NFL quarterbacks that have reached 35,000 yards after Brady (36,907) reached the milestone at Miami (9/12).

31

The number of consecutive regular-season starts that Tom Brady has won at Gillette Stadium, extending an NFL record for most consecutive home wins by a starting quarterback in the regular-season.

38

The number of regular season 300-yard passing games by Tom Brady, a team record. He is in 9th place for the most 300-yard games in NFL history.

87

The number of times that Brady has thrown two or more touchdowns in a game. The Patriots are 74-13 when he throws for two or more touchdowns.

116

The number of wins that Brady has as a starting quarterback. He reached the 100-win milestone in the fewest number of starts (131) among all quarterbacks in the modern era.

1,327

The number of passing yards Brady had in the first three games (517, 423 and 387). Brady's 1,327 yards set the NFL mark for the most passing yards ever in a three-game stretch.

THE KRAFT ERA

3

The number of Super Bowl championships the Patriots have won since Robert Kraft purchased the team in 1994. That mark is the highest total in the NFL over that span. Only Denver (2; 1997 and 1998) and Pittsburgh (2; 2005 and 2008) have won multiple Super Bowl titles since 1994.

5

The number of conference championships the Patriots have won since Robert Kraft purchased the team in 1994. That mark is the highest total in the NFL over that span. Pittsburgh is second with three conference titles since 1994.

10

The number of division championships won by the Patriots since Kraft purchased the team in 1994.

12

The number of playoff seasons earned by the Patriots in the 17 seasons since Robert Kraft purchased the team.

17

The number of playoff games the Patriots have won since Robert Kraft purchased the team in 1994. That mark is the highest total in the NFL over that span. Pittsburgh ranks second with 15 playoff wins over that span.

26

The number of playoff games the Patriots have appeared in since 1994. The mark is tied with Pittsburgh for the most playoff games during that time period.

THE BELICHICK ERA

4

Bill Belichick is one of just four coaches to win three championships since the Super Bowl era began. Belichick joins three members of the Pro Football Hall of Fame in the exclusive club (Chuck Noll 4, Joe Gibbs 3 and Bill Walsh 3). Belichick is the only coach to win three Super Bowls in the post-1993 salary cap era and the only one to ever win three in four years.

182

Bill Belichick has 182 career victories as a head coach, including playoff games. Belichick is in sole possession of 10th place in all-time coaching victories.



ROBERT KRAFT NEWS & NOTES

Since Robert Kraft purchased the team in 1994, the Patriots have experienced one of the most dramatic turnarounds in the history of sports. Now in his 18th season of ownership, Kraft has transformed one of the league's least successful clubs into what many observers view as a model NFL franchise. In the five seasons immediately preceding his purchase (1989-93), the Patriots were a moribund team, winning just 19 of 80 games (.311 pct.) and recording the worst record in the NFL over that span. When he bought the franchise on Jan. 21, 1994, Kraft announced his intention to bring a championship to New England, a tall order considering the team's previous success rate. But under Kraft's leadership, the Patriots have won more division titles (10), conference crowns (5) and Super Bowl championships (3) than any other NFL team. The Patriots have made five Super Bowl appearances since Kraft purchased the team, a period during which no other NFL franchise has earned more than three berths.



	Pre-Kraft 1960-93	1989-93	Kraft Era 1994-10
Overall Record	225-276-9	19-61	202-102
Winning Pct.	.450	.311	.664
Super Bowl Titles	0	0	3
Conference Titles	1	0	5
Division Titles	3	0	10
Playoff Seasons	6	0	12
Playoff Record	4-6	--	17-9
Home Playoff Games	1	0	13
Home Playoff Record	0-1	--	11-2

A CHAMPIONSHIP TRADITION

The Patriots, the Los Angeles Lakers and the San Antonio Spurs are the only teams from the four major professional sports leagues to have won at least three titles since 2001.

MULTIPLE LEAGUE CHAMPIONSHIPS SINCE 2001

Team	League	Titles
Los Angeles Lakers.....	NBA.....	4
New England Patriots.....	NFL.....	3
San Antonio Spurs.....	NBA.....	3

CHAMPIONSHIP GAME/SERIES APPEARANCES SINCE 1994

Team	League	Appearances
New York Yankees.....	MLB.....	7
Los Angeles Lakers.....	NBA.....	7
Detroit Red Wings.....	NHL.....	6
New England Patriots.....	NFL.....	5
Pittsburgh Steelers.....	NFL.....	4
San Antonio Spurs.....	NBA.....	4
New Jersey Devils.....	NHL.....	4

SELLOUT STREAK

In the early 1990s, the Patriots seemed destined for relocation until Robert Kraft's purchase of the team rejuvenated local interest. In 1991, the season ticket base was just 17,635, barely enough to support the club. Now, the season-ticket base stands at a capped total of approximately 62,000 and more than 50,000 fans are on a season ticket waiting list. The Patriots have sold out 186 consecutive home games, including playoff and preseason games (dating back to the 1994 season opener).

SINCE ROBERT KRAFT PURCHASED THE TEAM IN 1994...

TOTAL VICTORIES SINCE 1994 (Regular Season)

New England Patriots.....	185
Pittsburgh Steelers.....	177
Green Bay Packers.....	177
Indianapolis Colts.....	170

TOTAL VICTORIES SINCE 1994 (Incl. Postseason)

New England Patriots.....	202
Pittsburgh Steelers.....	194
Green Bay Packers.....	192
Indianapolis Colts.....	181
Philadelphia Eagles.....	167
Denver Broncos.....	167

WINNING PERCENTAGE SINCE 1994 (Incl. Postseason)

Team	W	L	T	Pct.
New England Patriots.....	202	102	0	.664
Pittsburgh Steelers.....	194	110	1	.638
Green Bay Packers.....	192	112	0	.632
Indianapolis Colts.....	181	121	0	.599
Denver Broncos.....	167	124	0	.574
Philadelphia Eagles.....	167	131	2	.560
Minnesota Vikings.....	158	136	0	.537

SUPER BOWL CHAMPIONSHIPS SINCE 1994

New England Patriots.....	3
Green Bay.....	2
Pittsburgh Steelers.....	2
Denver Broncos.....	2
8 Teams.....	1

CONFERENCE CHAMPIONSHIPS SINCE 1994

New England Patriots.....	5
Pittsburgh Steelers.....	4
Green Bay Packers.....	3
Denver Broncos.....	2
St. Louis Rams.....	2
Indianapolis Colts.....	2
New York Giants.....	2
14 Teams.....	1

PLAYOFF VICTORIES SINCE 1994

New England Patriots.....	17
Pittsburgh Steelers.....	17
Green Bay Packers.....	15
Philadelphia Eagles.....	11
Indianapolis Colts.....	11

PLAYOFF GAMES PLAYED SINCE 1994

New England Patriots.....	26
Pittsburgh Steelers.....	26
Green Bay Packers.....	25
Indianapolis Colts.....	23
Philadelphia Eagles.....	22
Denver Broncos.....	13
San Francisco 49ers.....	13

PLAYOFF SEASONS SINCE 1994

New England Patriots.....	12
Green Bay Packers.....	12
Philadelphia Eagles.....	11
Pittsburgh Steelers.....	11
Dallas Cowboys.....	9

PLAYOFF WINNING PERCENTAGE SINCE 1994

Team	W	L	Pct.
New England Patriots.....	17	9	.654
Pittsburgh Steelers.....	17	9	.654
New Orleans Saints.....	5	3	.625
Arizona Cardinals.....	5	3	.625
Denver Broncos.....	8	5	.615
Green Bay Packers.....	15	10	.600
Baltimore Ravens.....	9	6	.600
Carolina Panthers.....	6	4	.600

HOME PLAYOFF WINS SINCE 1994

Pittsburgh Steelers.....	12
New England Patriots.....	11
Philadelphia Eagles.....	8
Green Bay Packers.....	8

KEY TO LOCKOUT'S END

Robert Kraft played a key role in helping reach a deal with the NFL players that ended the lockout. At the press conference to announce the agreement, Indianapolis Colts C Jeff Saturday commented on Kraft's role in the negotiations, "Without him, this deal does not get done. He is a man who helped us save football and we're so [grateful] for that. We're [grateful] for his family and for the opportunity he presented to get this deal done."



BILL BELICHICK NEWS & NOTES

THE HEAD COACH

Overall Record: 182-101 (.643)

Regular Season: 167-95 (.637)

Postseason: 15-6 (.714)


With Patriots overall: 145-56 (.721)

Super Bowl Titles: 5 (86, 90, 01, 03, 04)

Conf. Titles: 7 (86, 90, 96, 01, 03, 04, 07)

Division Titles: 15 (75, 78, 86, 89, 90, 96, 98, 01, 03, 04, 05, 06, 07, 09, 10)

Bill Belichick is the only head coach in NFL history to win three Super Bowl titles in a four-year span. He has won more regular season games (121) and more games overall (135) during a 10-year stretch (2001-2010) than any other coach in NFL History. In the 2007 season, Belichick led the Patriots to the fourth undefeated and untied regular season and the first since the NFL established a 16-game schedule in 1978.



BELICHICK LEADS TEAM TO 10TH STRAIGHT WINNING RECORD

Bill Belichick has led the Patriots to a winning record for 10 consecutive seasons (2001-2010). The only other NFL coach to have at least 10 consecutive winning seasons with one team since the 1970 merger was Tom Landry, who led the Dallas Cowboys to 16 consecutive winning seasons (1970-1985).

BELICHICK LEADS TEAM NFL-BEST 14-2 RECORD

Bill Belichick guided the Patriots to an NFL-best 14-2 record in 2010. Belichick is the first head coach ever to win at least 14 regular-season games in four separate seasons. Only four other coaches — San Francisco's George Seifert (3), Washington's Joe Gibbs (2), Chicago's Mike Ditka (2) and Miami's Don Shula (2) — have more than one 14-win season.

BILL BELICHICK'S 14-WIN REGULAR SEASONS

YEAR	RECORD	SEASON RESULT
2003	14-2	Super Bowl XXXVIII Champions
2004	14-2	Super Bowl XXXIX Champions
2007	16-0	Super Bowl XLII
2010	14-2	AFC Divisional Playoffs

BELICHICK MOVES INTO TOP TEN

Bill Belichick passed Mike Holmgren to move into sole possession of 10th place in all-time coaching victories and now has 182 wins.

MOST WINS NFL COACHES

Head Coach	Team(s)	Years of service	Record
1. Don Shula	BAL, MIA	33	347-173-6
2. George Halas	Chicago	40	324-151-31
3. Tom Landry	Dallas	29	270-178-6
4. Curly Lambeau	GB, Cards, WAS	33	229-134-22
5. Chuck Noll	Pittsburgh	23	209-156-1
6. M. Schottenheimer	CLE, KC, WAS, SD	21	205-139-1
7. Dan Reeves	DEN, NYG, ATL	23	201-174-2
8. Chuck Knox	LAR, BUF, SEA	22	193-158-1
9. Bill Parcells	NYG, NE, NYJ, DAL	19	183-138-1
10. Bill Belichick	CLE, NE	17	182-101-0
11. Mike Holmgren	GB, SEA	17	174-122-0
12. Joe Gibbs	Washington	16	171-101-0
13. Paul Brown	CLE, CIN	21	170-108-6

ELITE COMPANY

Belichick is one of nine NFL head coaches to win three or more championships since the league began postseason play in 1933, but the only one to win three in four years. With the Patriots' victory in Super Bowl XXXIX, Belichick joined an exclusive club in which each of the eight other members has been enshrined in the Pro Football Hall of Fame.

HEAD COACHES WITH THREE OR MORE NFL TITLES

(Listed alphabetically)

Head Coach	Championship Team(s)
Bill Belichick	Patriots (SB XXXVI, XXXVIII, XXXIX)
Paul Brown	Cleveland Browns (1950, 54, 55)
Weeb Ewbank	Baltimore Colts, New York Jets (1958, 59 SB III)
Joe Gibbs	Washington Redskins (SB XVII, XXII, XXVI)
George Halas	Chicago Bears (1921, 33, 40, 41, 46, 63)
Curly Lambeau	Green Bay Packers (1929, 30, 31, 36, 39, 44)
Vince Lombardi	Green Bay Packers (1961, 62, 65, SB I, II)
Chuck Noll	Pittsburgh Steelers (Super Bowl IX, X, XIII, XIV)
Bill Walsh	San Francisco 49ers (Super Bowl XVI, XIX, XXXIII)

BELICHICK'S PATRIOTS RENAISSANCE

Any successful project requires a sound plan and once head coach Bill Belichick implemented his design on the Patriots, his approach has given him the best record of any NFL head coach who has coached over 40 games since 2001 (including the postseason).

NFL COACHES' RECORDS SINCE 2001

Coach	Team	W	L	T	Pct.
Bill Belichick	NE	140	45	0	.757
Tony Dungy	TB/IND	101	41	0	.711
Bill Cowher	PIT	70	35	1	.665

AMONG THE GREATS

Coach Belichick has recorded 182 career wins, 10th all-time in NFL history. Belichick owns a career winning percentage of .643, which is third all-time, behind George Halas (.682) and Don Shula (.666).

TOP WINNING PERCENTAGE AMONG HEAD COACHES WITH AT LEAST 160 WINS (INCL. POSTSEASON)

Head Coach	Team(s)	Years	W	L	T	Pct.
George Halas	CHI	1920-29, 33-41, 46-55, 58-67	324	151	31	.682
Don Shula	BAL/MIA	1963-95	347	173	6	.666
Bill Belichick	CLE/NE	1991-95, 00-11	182	101	0	.643
Curly Lambeau	GB/CHI/WAS	1921-53	229	134	22	.630

NOTE: Winning percentage calculated using current NFL rules, counting a tie as a half-win, half-loss.

SUPER SUCCESS

Bill Belichick is one of just four head coaches to win three Super Bowl championships. Belichick is the only coach to win three Super Bowls in the post-1993 salary cap era.

MOST SUPER BOWL VICTORIES

Head Coach	Team	Titles	Seasons
Chuck Noll	PIT	4	1974, 1975, 1978, 1979
Bill Belichick	NE	3	2001, 2003, 2004
Joe Gibbs	WAS	3	1982, 1987, 1991
Bill Walsh	SF	3	1981, 1984, 1988

NOTE: Sorted by most recent championship. Super Bowls have determined NFL champion since 1966.

PLAYOFF SUCCESS

Coach Belichick has won 15 career playoff games, a total that is the fifth highest by a head coach in NFL history.

MOST PLAYOFF WINS BY AN NFL HEAD COACH

Coach	Team(s)	Wins
Tom Landry	Dallas Cowboys	20
Don Shula	Baltimore Colts, Miami Dolphins	19
Joe Gibbs	Washington Redskins	17
Chuck Noll	Pittsburgh Steelers	16
Bill Belichick	Cleveland Browns, New England Patriots	15

POSTSEASON PROWESS

Bill Belichick is tied for third in NFL history with a .714 winning percentage in the postseason.

BEST POSTSEASON RECORDS IN NFL HISTORY

Head Coach	Team(s)	W	L	Pct.
Vince Lombardi	GB/WAS	9	1	.900
Tom Flores	Oakland	8	3	.727
Bill Belichick	CLE/NE	15	6	.714
Bill Walsh	San Francisco	10	4	.714

BELICHICK NAMED COACH OF THE YEAR

The Associated Press named Bill Belichick the National Football League's Coach of the Year for 2010. It is the third time that Belichick has earned the honor. He was also named coach of the year following the 2003 and 2007 seasons. Belichick joins Don Shula (4-time winner) and Chuck Knox as the only three-time winners. Belichick is the most successful head coach in Patriots history.

WINNINGEST HEAD COACHES IN PATRIOTS HISTORY

Coach	Years	Career Winning Pct.	Overall W-L-T	Playoff W-L
Bill Belichick	2000-11	.721	145-56-0	14-5
Raymond Berry	1984-89	.554	51-41-0	3-2
Pete Carroll	1997-99	.549	28-23-0	1-2
Ron Meyer	1982-84	.529	18-16-0	0-1



TOM BRADY NEWS & NOTES

RECORDING SUCCESS

Tom Brady has quarterbacked the Patriots to victories in 116 of his 149 career regular-season starts, compiling a .779 winning percentage and giving him the best record of any quarterback in the Super Bowl era (since 1966).

TOP WINNING PERCENTAGES IN SUPER BOWL ERA

(Since 1966, Minimum 50 Starts, Regular Season Only)

Player	Team(s)	Years	W	L	T	Pct.
Tom Brady	NE	2000-11	116	33	0	.779
Roger Staubach	DAL	1969-79	85	29	0	.746
Joe Montana	SF/KC	1979-94	117	47	0	.713

ACTIVE QUARTERBACKS WINNING PERCENTAGE

Minimum 32 Starts (two full seasons), Regular Season Only

Quarterback	Team(s)	W	L	T	Pct.
Tom Brady	NE	116	33	0	.779
Ben Roethlisberger	PIT	74	31	0	.705
Matt Ryan	ATL	37	16	0	.698
Philip Rivers	SD	59	27	0	.686
Peyton Manning	IND	141	67	0	.678

MOST CAREER WINS AS A STARTER

(Regular season only)

Rk	Name	W	L	T	Pct.
1.	Brett Favre	186	112	0	.624
2.	John Elway	148	82	1	.643
3.	Dan Marino	147	93	0	.613
4.	Peyton Manning	141	67	0	.678
5.	Fran Tarkenton	124	109	6	.531
6.	Johnny Unitas	118	64	4	.651
7.	Joe Montana	117	47	0	.713
8.	Tom Brady	116	33	0	.778
9.	Terry Bradshaw	107	51	0	.677
10.	Warren Moon	102	98	0	.510

Bold indicates active players

BRADY EARNS SECOND MVP AWARD

The Associated Press named Tom Brady the National Football League's Most Valuable Player for the 2010 season. He is the first unanimous selection. It is the second MVP honor of Brady's career. He earned his first MVP honors following the 2007 season. Brady joins San Francisco's Joe Montana as the only players to earn more than one MVP and more than one Super Bowl MVP.


BRADY SETS FRANCHISE RECORD WITH 517 PASSING YARDS

Brady set a franchise record with 517 passing yards in the 2011 season-opener at Miami (9/12). The previous high was 426 yards by Drew Bledsoe vs. Minnesota on Nov. 13, 1994. Brady's previous best was 410 passing yards vs. Kansas City on Sept. 22, 2002. Brady became the 11th NFL quarterback to throw for 500 yards or more. His 517 yards are the fifth highest in NFL history and he is the first to pass for 500 yards or more since Ben Roethlisberger passed for 503 yards on Dec. 20, 2009 vs. Green Bay.

PLAYER	TEAM	500 YARD GAME
Norm Van Brocklin	LA Rams	554 yards in 1951
Warren Moon	Houston Oilers	527 yards in 1990
Boomer Esiason	Arizona	522 yards in 1996
Dan Marino	Miami	521 yards in 1988
Tom Brady	Patriots	517 yards in 2011

BRADY BECOMES THE 18TH QB IN NFL HISTORY TO REACH 35,000 YARDS

Tom Brady became the 18th quarterback in NFL history to reach 35,000 career passing yards after gaining 517 yards against the Dolphins. He entered the game needing 256 yards to reach the feat. Brady is currently 17th on the NFL's All-Time Passing yards list with 36,907 passing yards after passing Jim Kelly (35,467) in the win against San Diego (9/18).



BRADY TIED NFL MARK WITH 13 GAMES WITH TWO OR MORE TOUCHDOWNS

Brady threw for one touchdown against the Jets (10/9), snapping his streak of 13 straight games with two or more touchdown passes. Brady's streak of 13 straight games with two or more touchdowns is tied with Peyton Manning's 2004 total for the longest such streak in NFL history.

BRADY HAS 16 CAREER 4-TD GAMES AFTER GETTING TWO SO FAR IN 2011

Brady's four touchdowns at Buffalo (9/25) marked his 12th game with four touchdown passes. The Patriots are 11-1 when he passes for four touchdowns. He has now thrown four or more touchdowns in a game 16 times with 12 four-touchdown games, two five-touchdown games and two six-touchdown games. The 16 games with 4-plus touchdowns is fifth all-time in NFL history.

Most Games with 4+ Touchdown Passes

PLAYER	4+ TD Games
1. Brett Favre	23
2. Peyton Manning	22
3. Dan Marino	21
4. Johnny Unitas	17
5. Tom Brady	16

CONSECUTIVE GAMES WITH AT LEAST ONE TOUCHDOWN PASS CONTINUES FOR BRADY IN 2011

Brady has now thrown at least one touchdown pass in 22 straight regular season games to extend a team mark. Brady's current streak started when he threw a touchdown pass in all 16 games in 2010.

BRADY GOES OVER 300 YARDS FOR THE 38TH TIME IN HIS CAREER

Brady had his 38th NFL game with 300 or more yards passing vs. the New York Jets (10/9) and ranks third among active NFL quarterbacks, behind NFL-leader Peyton Manning (63) and Drew Brees (50). The Patriots are 33-5 when Brady throws for 300 or more yards. Brady is 9th all-time in NFL history with the 38 300-yard games.

BRADY REACHED 30 TDS FOR SECOND TIME

Tom Brady reached 30 touchdown passes in 2010 after finishing with an NFL-leading 36 touchdowns. Brady now has two 30-touchdown seasons after throwing for an NFL record 50 in 2007. He is one of just 13 NFL players since the 1970 merger to have at least two 30 touchdown seasons. The only other Patriots quarterback to have a 30-touchdown season was Vito Parilli in 1964 with 31. It is the third time in Patriots history that they have had a quarterback lead the NFL in touchdowns.

BRADY HAS 8TH GAME WITH 300 YDS AND 4 TDS

Tom Brady had his 8th game with 300 yards or more (326) and 4 TDs (and no interceptions) in a win against the Jets (12/6/10) last season. No other quarterback since the 1970 merger has accomplished that feat.

TOM BRADY'S RECORD AS A STARTER

	Reg. Season	Playoffs	Total
Overall:	116-33	14-5	130-38
Home:	65-10	8-2	73-12
Road:	51-23	6-3*	57-26*
By Yardage Total			
Less than 200:	29-12	3-1	32-13
200-299:	54-16	9-3	63-19
300 or more:	33-5	2-1	35-6

Other Records

On Artificial Turf:	60-6	4-3	64-9
Temp. Below 40:	26-3	8-2	34-5
Thanksgiving or later:	43-9	14-5	57-14
Leading at Halftime:	90-9	10-2	100-11
Leading after 3 Qtrs:	95-6	9-2	104-8
Overtime:	7-1	1-0	8-1
Passer rating >100.0:	64-3	6-0	71-3

*-Includes three Super Bowls at neutral sites



TOM BRADY NEWS & NOTES

BRADY FINISHES WITH NFL'S 5TH BEST SINGLE-SEASON PASSER RATING IN 2010

Tom Brady finished the year with a passer rating of 111.0, a mark that stands as the fifth best all-time. Brady's 2010 season trails only Peyton Manning's 2004 season, Brady's 2007 season, Steve Young's 1994 season and Joe Montana's 1989 season on the all-time passer rating list. Brady is the only player to have two entries in the league's list of the top five single-season passer ratings.

TOP SINGLE-SEASON PASSER RATINGS / NFL HISTORY

Player	Season	Passer Rtg.
Peyton Manning	2004	121.1
Tom Brady	2007	117.2
Steve Young	1994	112.8
Joe Montana	1989	112.4
Tom Brady	2010	111.0

BRADY WINS 31st STRAIGHT START AT GILLETTE

Tom Brady set an NFL record for most consecutive home wins as a starting quarterback with his 26th straight win in a regular-season home start following the 45-3 win against the Jets (12/06/10) and extended his streak to 31 wins following the victory vs. the Dallas Cowboys (10/16). The last time the Patriots lost a regular-season home game in which Brady started was on 11/22/06 vs. the N.Y. Jets.

MOST CONSECUTIVE REGULAR-SEASON HOME GAMES WON AS A STARTING QUARTERBACK:

Player	Team	Years	Streak
Tom Brady	NE	2006-Present	31
Brett Favre	GB	1995-98	25
John Elway	DEN	1996-98	22
Bob Griese	MIA	1971-74	20
Randall Cunningham	PHI	1990-94	20

MOST CAREER TOUCHDOWNS

MOST TOUCHDOWNS CAREER

(regular season only) Bold indicates active players

Rank	Name	Touchdowns
1.	Brett Favre	508
2.	Dan Marino	420
3.	Peyton Manning	399
4.	Fran Tarkenton	342
5.	John Elway	300
6.	Warren Moon	291
7.	Johnny Unitas	290
8.	Tom Brady	277
9.	Vinny Testaverde	275
10.	Joe Montana	273

BRADY REACHES 25 TDS FOR SIXTH TIME

Tom Brady finished the 2010 season with an NFL-leading 36 touchdowns. It is the sixth time in his career that he has had 25 or more touchdowns in a season.

MOST SEASONS WITH 25-PLUS TOUCHDOWN PASSES

Peyton Manning	13	Tom Brady	6
Brett Favre	11	Drew Brees	6
Dan Marino	7	Joe Montana	6

WINNINGEST COACH/QB TANDEM

Bill Belichick and Tom Brady have the best winning percentage among a head coach/starting quarterback tandem since the 1970 merger. The tandem's 116 wins tied Dan Marino and Don Shula for the most wins by any coach-QB tandem since the 1970 AFL-NFL merger.

WINNINGEST COACH/QB TANDEM SINCE 1970

(Regular Season Only – by winning percentage)

Quarterback/Head Coach	Team	W	L	T	Pct.
Tom Brady/Bill Belichick	NE	116	33	0	.779
Ken Stabler/John Madden	OAK	60	19	1	.756
Jim McMahon/Mike Ditka	CHI	46	15	0	.754
Peyton Manning/Tony Dungy	IND	73	24	0	.753

WINNINGEST COACH/QB TANDEM SINCE 1970

(Regular Season Only – by victories)

Quarterback/Head Coach	Team	W	L	T	Pct.
Tom Brady/Bill Belichick	NE	116	33	0	.779
Dan Marino/Don Shula	MIA	116	68	0	.630
Terry Bradshaw/Chuck Noll	PIT	107	51	0	.601

BRADY'S COMEBACKS

Brady has engineered 32 career game-winning performances to lead his team to a victory from a fourth-quarter deficit or tie.

Time Remaining Passing Statistics^

Date	Opp.	Score	in Reg.	Att	Cmp	Yds	TD	Int	Final
10/16/11	DAL	13-16	5:13	9	11	87	1	0	20-16
12/19/10	GB	21-27	13:49	6	5	82	1	0	31-27
10/17/10	BAL	10-20	14:53	24	16	156	1	1	23-20 OT
09/14/09	BUF	13-24	5:32	13	11	112	2	0	25-24
12/29/07	at NYG	23-28	15:00	12	8	130	1	0	38-35
12/03/07	at BAL	17-24	14:25	17	7	113	1	0	27-24
11/25/07	PHI	24-28	15:00	16	11	109	0	0	31-28
11/04/07	at IND	10-20	9:42	10	8	144	2	0	24-20
01/14/07	at SD*	13-21	8:35	14	9	122	1	1	24-21
12/03/06	DET	13-21	13:07	15	14	101	0	0	28-21
11/26/06	CHI	10-10	14:46	7	6	98	1	0	17-13
11/13/05	at MIA	15-16	2:53	2	2	76	1	0	23-16
10/30/05	BUF	7-16	10:07	4	4	69	0	0	21-16
10/09/05	at ATL	28-28	3:52	2	2	17	0	0	31-28
09/25/05	at PIT	10-13	14:19	12	12	167	0	0	23-20
02/06/05	PHI**	14-14	15:00	4	2	33	0	0	24-21
10/03/04	at BUF	17-17	15:00	4	2	8	1	0	31-17
02/01/04	CAR**	29-29	1:08	5	4	47	0	0	32-29
01/10/04	TEN*	14-14	15:00	11	6	27	0	0	17-14
11/30/03	at IND	31-31	10:21	6	3	31	1	0	38-34
11/23/03	at HST	13-20	3:11	14	10	133	1	0	(ot) 23-20
11/03/03	at DEN	23-26	2:51	4	5	58	1	0	30-26
10/19/03	at MIA	13-13	15:00	10	7	147	1	0	(ot) 19-13
10/05/03	TEN	24-27	4:40	1	1	15	0	0	38-30
12/29/02	MIA	13-24	4:59	13	8	69	1	0	(ot) 27-24
11/10/02	at CHI	19-30	5:16	14	9	116	2	0	33-30
09/22/02	KC	38-38	0:00	5	4	46	0	0	(ot) 41-38
02/03/02	STL**	17-17	1:21	8	5	53	0	0	20-17
01/19/02	OAK*	3-13	15:00	27	20	138	0	0	(ot) 16-13
12/16/01	at BUF	6-9	5:57	13	9	116	0	0	(ot) 12-9
12/02/01	at NYJ	14-16	15:00	7	6	56	0	0	17-16
10/14/01	SD	16-26	8:48	18	13	130	1	0	(ot) 29-26

^ Statistics are from the time noted until the end of the game * Divisional Playoffs ** Super Bowl

BRADY IN THE POSTSEASON

NFL ALL-TIME LEADERS / PLAYOFF VICTORIES AS STARTING QUARTERBACK

(Bold indicates active players)

Player	Team(s)	Playoff Wins
Joe Montana	San Fran./K.C.	16
Tom Brady	New England	14
Terry Bradshaw	Pittsburgh	14
John Elway	Denver	14
Brett Favre	Green Bay/Minnesota	12
Troy Aikman	Dallas	11
Roger Staubach	Dallas	11

QUARTERBACKS WITH THREE OR MORE SUPER BOWL VICTORIES

Quarterback	Team	Wins
Terry Bradshaw	PIT	4
Joe Montana	SF	4
Troy Aikman	DAL	3
Tom Brady	NE	3

PLAYERS WITH MULTIPLE SUPER BOWL MVP AWARDS

Player	Team	MVPs
Joe Montana	SF	3
Terry Bradshaw	PIT	2
Tom Brady	NE	2
Bart Starr	GB	2

TOP QB HOME STARTING RECORDS SINCE 1970 MERGER (includes postseason)

Player	Team(s)	W	L	T	Pct.
Tom Brady	NE	73	12	0	.859
Terry Bradshaw	PIT	75	14	0	.843
John Elway	DEN	104	25	0	.806
Steve Young	TB/SF	63	19	0	.768

BRADY HAD THREE STRAIGHT GAMES WITH 30 COMPLETIONS IN 2011

Brady tied an NFL record with three straight games with 30 completions after completing 32 at Miami (9/12), 31 vs. San Diego (9/18) and 30 at Buffalo (9/25). He shares the record with Drew Brees (2011), Steve Young (1995), Rich Gannon (2002), Kurt Warner (2008) and Peyton Manning (2010). The most 30 completion games Brady has had in a season is five in 2007.



TOM BRADY NEWS & NOTES

BRADY NEAR THE TOP SINCE BECOMING THE PATRIOTS STARTER IN 2001

Since taking over as the Patriots starting quarterback in 2001, Tom Brady ranks second with 277 touchdown passes and fourth with 36,901 passing yards.

Touchdowns Since 2001

Player	Team	Years	TDs
Peyton Manning	IND	2001-11	314
Tom Brady	NE	2001-11	277
Brett Favre	GB/NYJ/MIN	2001-10	253
Drew Brees	SD/NO	2001-11	253
Donovan McNabb	PHI/WAS/MIN	2001-11	205

Passing Yards Since 2001

Player	Team	Years	Passing Yards
Peyton Manning	IND	2001-11	42,541
Drew Brees	SD/NO	2001-11	37,743
Brett Favre	GB/NYJ/MIN	2001-10	37,132
Tom Brady	NE	2001-11	36,901
Donovan McNabb	PHI/WAS	2001-11	32,963

TOM BRADY EARNS 19TH AFC OFFENSIVE PLAYER OF THE WEEK AWARD

Tom Brady was named the AFC Offensive Player of the Week after throwing for 517 yards and four touchdowns, including a 99-yard touchdown pass to Wes Welker in Week 1 at Miami (9/12/11) and in Week 2 after a 423-yard effort with three touchdowns vs. San Diego (9/28/11). Brady has the second-most Player of the Week awards earned by a player since the accolade was instituted in 1984. He is the first player to earn AFC Offensive Player of the Week honors in back-to-back weeks to open a season. He joins Panthers kicker John Kasey (Special Teams, 1996) as the only players to garner consecutive Player of the Week laurels in Week 1 and Week 2 of the same year.

THE PLAYERS WITH THE MOST CAREER PLAYER OF THE WEEK AWARDS

Player	Career	Team	POW Awards
Peyton Manning	1998-present	Colts	21
Tom Brady	2000-present	Patriots	19
Dan Marino	1983-1999	Dolphins	18
Brett Favre	1991-present	Packers, Jets, Vikings	16
John Elway	1983-1998	Broncos	15

BRADY SETS NFL RECORD FOR MOST PASS ATTEMPTS WITHOUT AN INTERCEPTION

Tom Brady extended his streak to 358 consecutive regular season pass attempts without an interception in the season-opener before throwing his first interception since Oct. 17, 2010 in the Miami game (9/12). Brady eclipsed Bernie Kosar's record of 308 pass attempts on Dec. 26, 2010 at Buffalo.

MOST CONSECUTIVE PASS ATTEMPTS WITHOUT AN INTERCEPTION

358	Tom Brady (Patriots)	2010-11
308	Bernie Kosar (Cleveland)	1990-91
294	Bart Starr (Green Bay)	1964-65
279	Jeff George (IND/ATL)	1993-94
277	Rich Gannon (Oakland)	2001
271	Jason Campbell (Washington)	2007-08

BRADY HAD 11 STRAIGHT STARTS WITHOUT AN INTERCEPTION

Brady finished the 2010 season with 11 straight starts without an interception. That is the most consecutive starts without an interception in the NFL since the 1970 merger. The previous best was nine straight starts by Jason Campbell (2007-08) and Bernie Kosar (1991).

BRADY IS PATRIOTS ALL-TIME LEADING PASSER

Tom Brady passed Drew Bledsoe in 2009 to become the Patriots all-time passing yardage leader and currently has 36,907 career passing yards.

PATRIOTS ALL-TIME LEADING PASSERS

Player	YEARS	ATT	COMP	YARDS
Tom Brady	2000-11	4,947	3,156	36,907
Drew Bledsoe	1993-01	4,518	2,544	29,657
Steve Grogan	1975-90	3,593	1,879	26,886

BRADY SETS NFL RECORD WITH AT LEAST TWO TOUCHDOWNS AND NO INTERCEPTIONS IN NINE STRAIGHT GAMES

Quarterback Tom Brady set an NFL record by throwing at least two touchdowns without an interception in each of the final nine games of the 2010 season. Brady passed Don Meredith's previous record of six straight games with two or more touchdowns and no interceptions (1965-66).

BRADY HAD 12 GAMES WITH TWO OR MORE TOUCHDOWN PASSES IN 2010

Brady closed out the 2010 season with nine straight games with two or more touchdowns. Brady had 12 games with two or more touchdowns overall in 2010. He had four 3-touchdown games and two 4-touchdown games. The Patriots are 73-13 when he throws two or more touchdowns in a game. The 12 games with two or more touchdowns are second to the 14 games with two or more touchdowns he had in 2007.

BRADY LED NFL WITH 36 TDS IN 2010

Tom Brady finished with an NFL-leading 36 touchdown passes and a 9.0 TD/INT ratio. He was one of just five quarterbacks in 2010 with at least 30 touchdowns.

NFL Passing Touchdowns

Rank	Player	Passing TD	INT
1	Tom Brady (NE)	36	4
2	Drew Brees (NO)	33	22
3	Peyton Manning (IND)	33	17
4t	Eli Manning (NYG)	31	25
4t	Philip Rivers (SD)	30	13

BRADY HAD LOW INTERCEPTION PCT. IN 2010

Tom Brady threw just four interceptions on 492 attempts in 2010, for a 0.81 interception percentage. That mark is the third best in NFL history and the best among all quarterbacks in league history who had at least 250 pass attempts in their low-interception season.

NFL Interception Percentage

Rank	Player	Int. Pct.
1	Damon Huard (KC) 2006 (244-1)	0.41
2	Joe Ferguson (BUF) 1976 (151-1)	0.66
3.	Tom Brady (NE) 2010 (492-4)	0.81
4.	Steve DeBerg (KC) 1990 (444-4)	0.90

BRADY HAD BEST PASSER RATING IN 2010

Brady led the NFL in 2010 with a 111.0 passer rating, the second time in his career that he has finished the season with a passer rating over 100. He had a career-best 117.2 passer rating in 2007.

NFL Passer Rating

Rank	Player	Passer Rating
1	Tom Brady (NE)	111.0
2	Philip Rivers (SD)	101.8
3	Aaron Rodgers (GB)	101.2
4	Michael Vick (PHI)	100.2

BRADY HAD 423 YARDS AS A FOLLOW-UP TO HIS 517 YARD PERFORMANCE IN MIAMI

In the season opener in Miami (9/12), Brady threw for 517 yards, becoming one of 11 passers in NFL history to break the 500-yard mark. In Week 2 against San Diego (9/18), Brady became the first of those 11 500-yard passers to follow up his 500-yard performance by throwing for 400 or more yards. Before Brady's performance against the Chargers, only Drew Brees (2006) had followed-up a 500-yard game with 300 or more passing yards.



PATRIOTS OFFENSIVE NOTES

BRADY IS ONE OF SEVEN TO THROW FOR CONSECUTIVE 400 YARD GAMES

Brady is one of just seven NFL quarterbacks to have back-to-back games with 400 or more passing yards.

NFL RECORD FOR MOST CONSECUTIVE 400 OR MORE YARDS PASSING

2 Tom Brady, 2011

2 Cam Newton, Carolina, 2011

2 Matt Cassel, New England, 2008

2 Billy Volek, Tennessee, 2004

2 Phil Simms, N.Y. Giants, 1985

2 Dan Marino, Miami, 1984

2 Dan Fouts, San Diego, 1982

BRADY ON GOOD PACE IN 2011

Brady is on pace to finish the season with 5,798 passing yards with 2,163 so far in 2011. Only two NFL players have thrown for 5,000 or more yards in a season with Dan Marino's NFL record 5,084 in 1984 and Drew Brees' 5,069 in 2008. The most yards Brady has ever thrown in a season is 4,806 in 2007.

BRADY ON GOOD PACE PART 2

Brady has 16 touchdown passes through six games and is on pace for 43 touchdown passes. Brady has led the league in touchdowns passes three times in his career and can tie Len Dawson, Brett Favre, Johnny Unitas and Steve Young (4) for the most seasons leading the league in touchdown passes. Last season, Brady led the NFL with 36 touchdowns. He also led the NFL with a record 50 touchdowns in 2007 and 28 in 2002. If Brady reached 40 touchdowns he will be just the second player in NFL history to have two seasons with 40 or more touchdowns. Dan Marino had 48 touchdowns in 1984 and 44 in 1986.

CLASS OF 2000

Tom Brady was the seventh quarterback selected in the 2000 NFL Draft, by the Patriots in the sixth round with the 199th overall pick.

Quarterbacks taken in the 2000 NFL Draft

Rd	Pk	Player	Taken By
1	18	Chad Pennington	NY Jets
3	65	Giovanni Carmazzi	San Francisco
5	163	Tee Martin	Pittsburgh
6	168	Marc Bulger	New Orleans
6	183	Spergon Wynn	Cleveland
6	199	Tom Brady	New England

DEION BRANCH RETURNED TO THE PATRIOTS

Deion Branch was acquired by the Patriots in a trade with Seattle on Oct. 12, 2010. Originally a second-round pick of the Patriots in 2002, Branch was traded to Seattle in 2006 for a first round pick (Brandon Meriweather). Branch returned to a team that he helped win two Super Bowls. Branch was awarded the Pete Rozelle Trophy as the Most Valuable Player of Super Bowl XXXIX. His 11 receptions in the game tied the Super Bowl record, also achieved by Jerry Rice, Dan Ross and Wes Welker. On the day of Super Bowl XXXIX, Deion called a dozen of his former football coaches to thank them for the support that they gave him throughout his high school, junior college and college careers. Hours after talking to his coaches, he tied the Super Bowl record with 11 receptions and was named MVP of the game. Branch has turned in his biggest performances on the greatest stage in sports, leading all receivers in Super Bowls XXXVIII and XXXIX. He recorded a combined 21 receptions in the two games and owns two of the top seven receiving performances in Super Bowl history. His career reception total in the Super Bowl ranks third all-time, trailing only Jerry Rice (33) and Andre Reed (27).

DEION BRANCH GOES OVER 100 YARDS

Deion Branch had eight receptions for 129 yards vs. San Diego (9/18), marking his 10th 100-yard receiving game and his seventh as a member of the Patriots. Branch's 129 yards against San Diego pushed him over 6,000 career receiving yards. He finished the game with 6,019 career receiving yards.

DAN CONNOLLY HAS THE LONGEST KICKOFF RETURN EVER BY AN OFFENSIVE LINEMAN

Dan Connolly was named AFC Special Teams Player of the Week after he returned a kickoff 71 yards to the 4-yard line in the second quarter of the Patriots win vs. Green Bay on Dec. 19, 2010. According to the Elias Sports Bureau, it is the longest kickoff return by an offensive lineman in NFL history. The run by Connolly topped the 48-yard touchdown return by Atlanta's Mal Snider in 1969. The previous longest kickoff return for a Patriots offensive lineman was a 27-yard return by G Stephen Neal on Nov. 30, 2008 vs. Pittsburgh. Connolly's previous best was a 16-yard return vs. Miami on Nov. 8, 2009. Connolly's return set up a 2-yard touchdown pass from Tom Brady to Aaron Hernandez that cut the Packers' lead to 17-14. Joked T Matt Light, "Dan Connolly has the best average for a kickoff return in the NFL. I couldn't believe it when I was watching it. But you put the ball in the hands of an offensive lineman, and, well, naturally [what Connolly did] is not a real shocker."

JULIAN EDELMAN SETS FRANCHISE RECORD WITH A 94-YARD PUNT RETURN FOR A TOUCHDOWN

WR Julian Edelman set a franchise record with a 94-yard punt return for a touchdown in the second quarter vs. Miami (01/02/11). The Patriots' previous longest punt return was an 89-yard touchdown return by Mike Haynes vs. Buffalo on Nov. 7, 1976. It is the first punt return for a touchdown by the Patriots since Troy Brown had a 68-yard return at Carolina on Jan. 6, 2002.

EDELMAN SETS PATRIOTS RECORD FOR BEST PUNT RETURN AVERAGE IN A SEASON

Edelman set a franchise record for the best punt return average in a single season with a 15.3-yard punt return average in 2010. The previous best was a 14.8 punt return average by Mack Herron in 1974. Edelman led the AFC and finished second in the NFL with a 15.3 punt return average. Chicago's Devin Hester led the NFL with a 17.1-yard average.

Patriots Best Punt Return Average/Season

Player	Punt Rt Avg.	Year
Julian Edelman	15.3	2010
Mack Herron	14.8	1974
Troy Brown	14.2	2001

EDELMAN HAS HIGHEST PUNT RETURN AVERAGE IN TEAM HISTORY

Edelman has returned 36 punts for 489 yards during his Patriots' career and leads the franchise with a 13.6-yard average.

HIGHEST PUNT RETURN AVERAGE, PATRIOTS CAREER (20 Returns)

Player	Punt Rt Avg.	Year
Julian Edelman	13.6	2009-11(36-489)
Mack Herron	12.0	1973-75 (74-888)
Carl Garrett	11.3	1969-72 (43-487)
Wes Welker	10.7	2007-11 (88-941)

EDELMAN GOES FROM STANDOUT QB TO WR

Edelman began his college football career with a year at the College of San Mateo (Calif.) before transferring to Kent State where as a senior he completed 56% of his passes (153 of 275 passes for 1,820 yards) with 13 touchdowns. He was also the leading rusher, gaining 1,551 yards on 215 attempts (an average of 7.5 yards per carry) and scoring 13 touchdowns. His offensive numbers broke Kent State's single-season record for total offense set by Joshua Cribbs in 2003.



PATRIOTS OFFENSIVE NOTES

KEVIN FAULK IS HIGH ON THE CHARTS

Kevin Faulk has filled various roles since joining the team in 1999. He is the Patriots all-time leader in all-purpose yards with 12,247 and kickoff return yards (4,098) and is the Patriots' all-time leading return specialist, totaling 5,030 combined yards. He ranks fifth in rushing (3,550), fifth in receptions (424), 11th in pass receiving yards (3,667) and 21st in scoring (200). Faulk owns the longest non-touchdown kickoff return in team history when he covered 95 yards on a return against the New York Jets (11/15/99).



PATRIOTS LEADERS / ALL-PURPOSE YARDS ALL-TIME

Player	Years	ALL-PURPOSE YARDS
Kevin Faulk	2001-11	12,247
Stanley Morgan	1977-89	11,468
Troy Brown	2001-07	11,053
Irving Fryar	1984-92	8,184

He is one of just six NFL players this past decade to total 3,000 rushing yards and 3,000 receiving yards. (Tiki Barber, Brian Westbrook, Marshall Faulk, Michael Pittman and LaDanian Tomlinson).

FAULK IS THIRD ON ALL-TIME YARDS FROM SCRIMMAGE

Faulk is third on the Patriots all-time list with 7,217 yards from scrimmage.

PATRIOTS LEADERS / YDS FROM SCRIMMAGE ALL-TIME

Player	Years	Rush-Yd	Rec.-Yd	Yd/Scrim.
Stanley Morgan	1977-1989	21-127	534-10352	10479
Sam Cunningham	1973-1982	1385-5453	210-1905	7358
Kevin Faulk	2001-10	847-3550	424-3667	7217
Tony Collins	1981-1987	1191-4647	261-2356	7003

Faulk has more total yards from scrimmage than any other Patriots player since 2001. Faulk has totaled 5,820 yards from scrimmage (2,731 rushing and 3,089 receiving).

FAULK: FRANCHISE RB RECEPTIONS LEADER

Faulk is the Patriots' all-time leader in receptions by a running back, totaling 424 career receptions. His receiving total ranks fifth on the Patriots' overall receptions list. He is the 26th running back in NFL history to reach 400 receptions.

RECEPTIONS BY PATRIOTS RUNNING BACKS

Player	Years	Rec.
Kevin Faulk	1999-2010	424
Tony Collins	1981-87	261
Sam Cunningham	1973-79, 1981-82	210
Larry Garron	1960-68	185

ACTIVE NFL RB RECEIVING LEADERS

Rk	Player	Years	Rec.Yards.
1	LaDanian Tomlinson (SD/NYJ)	2001-2011	4,583
2	Kevin Faulk (New England)	1999-2011	3,667

GREEN-ELLIS IS HIGH ON THE TOUCHDOWN LIST SINCE 2010

Since the beginning of the 2010 season, RB BenJarvus Green-Ellis has 18 touchdown runs. Green-Ellis' total of 18 touchdowns since the beginning of 2010 is tied for the third most in the NFL with Michael Turner. Adrian Peterson has 20 touchdowns and Arian Foster has 19.

GREEN-ELLIS RECORDS 22ND AND 23RD CAREER RUSHING TOUCHDOWN

RB BenJarvus Green-Ellis had two rushing touchdown against the Jets (10/9) to push his career total to 23. He is now tied on the Patriots list with Don Calhoun for seventh. Curtis Martin and Tony Collins are tied for fifth all-time with 32 rushing touchdowns. Green-Ellis is the 10th player in Patriots history to record 20 or more touchdowns in a New England uniform.

GREEN-ELLIS GOES OVER 1,000 YARDS

RB BenJarvus Green-Ellis finished the 2010 season with 1,008 rushing yards, becoming the first Patriots player to top the 1,000-yard rushing mark since Corey Dillon had a team-record 1,635 rushing yards in 2004. Green-Ellis is the 11th New England player to record a 1,000-yard rushing season. Green-Ellis recorded his 1,000-yard season without fumbling the ball all year, joining Baltimore's Ray Rice as the only NFL backs with at least 175 rushing attempts and no fumbles this season. Green-Ellis and Rice are the first running backs to have a 1,000-yard season without a fumble since DeAngelo Williams had a 1,000-yard season without a fumble in 2008.

BENJARVUS GREEN-ELLIS HAD 13 RUSHING TOUCHDOWNS

BenJarvus Green-Ellis scored his 13th rushing touchdown of the 2010 season on a 1-yard touchdown run in the first quarter of the season-finale vs. Miami (1/02). Green-Ellis' 13 rushing touchdowns are tied for the third highest rushing touchdown total by a Patriots player, trailing only two 14-touchdown seasons by Curtis Martin (1995 and 1996). Corey Dillon also had a 13-touchdown season in 2006. Green-Ellis is the first undrafted rookie to score 10 or more rushing touchdowns in a season for the Patriots. He is the eighth player in team history to record double digit rushing touchdowns in a season.

Players with 10+ Rushing Touchdowns in a Season

Player	Touchdowns	Year
Curtis Martin	14	1996
Curtis Martin	14	1995
BenJarvus Green-Ellis	13	2010
Corey Dillon	13	2006
Corey Dillon	12	2005
Corey Dillon	12	2004
Antowain Smith	12	2001
Steve Grogan	12	1976
Horace Ivory	11	1978
Jim Nance	11	1966
Tony Collins	10	1983

GREEN-ELLIS' 13 TOUCHDOWNS TIED FOR FOURTH-BEST IN TEAM HISTORY

Green-Ellis' 13 touchdowns overall are tied for the fourth most overall in team history. He led the team with 78 points and is the first non-kicker to lead the Patriots in points since RB Robert Perryman in 1988 with 36.

MOST OVERALL TOUCHDOWNS IN A SEASON / PATRIOTS HISTORY

Player	Touchdowns	Year
Randy Moss (23 receiving)	23	2007
Curtis Martin (14 rushing, 3 receiving)	17	1996
Curtis Martin (14 rushing, 1 receiving)	15	1995
BenJarvus Green-Ellis (13 rushing)	13	2010
Randy Moss (13 receiving)	13	2009
Corey Dillon (13 rushing)	13	2006
Corey Dillon (12 rushing, 1 receiving)	13	2005
Corey Dillon (12 rushing, 1 receiving)	13	2004
Steve Grogan (12 rushing, 1 fumble)	13	1976
Stanley Morgan (12 receiving, 1 return)	13	1979
Antowain Smith (12 rushing, 1 rec.)	13	2001

BENJARVUS GREEN-ELLIS – THE LAW FIRM

BenJarvus Green-Ellis earned the nickname the Law Firm from his Patriots teammates because of his multi-part name. He was signed by the Patriots as an undrafted free agent in 2008 out of the University of Mississippi. As a rookie, he recorded touchdowns in four straight games after being called up from the practice squad in October. His knack for finding the end zone has continued last season as he reached the end zone a career-high 13 times, including his first 2-touchdown performance vs. Minnesota (10/31). Green-Ellis also had a 112-yard rushing performance against the Vikings with 62 yards on the Patriots' final fourth quarter touchdown drive that extended a 3-point lead to a 10-point cushion in a 28-18 victory. Green-Ellis recalls the first time he heard the nickname "The Law Firm" -- it was on ESPN -- and joked that if he's the Law Firm that makes Patriots coach Bill Belichick the Supreme Court, and Robert Kraft the owner of the entire court.



PATRIOTS OFFENSIVE NOTES

PATRIOTS HAD TWO PLAYERS FINISH WITH 10 OR MORE TOUCHDOWNS IN 2010

RB BenJarvus Green-Ellis rushed for 13 touchdowns, while TE Rob Gronkowski had 10 receiving touchdowns in 2010. It is the third time in team history that the Patriots had two players finish with 10 or more touchdowns in a season. In 1974, Mack Herron had 12 touchdowns (7 rushing, 5 receiving) and Sam Cunningham had 11 (9 rushing, 2 receiving). In 1976, Steve Grogan had 12 touchdowns (12 rushing) and Andy Johnson had 10 touchdowns (6 rushing, 4 receiving). It is the first time that the Patriots finished a season with a player with 10 rushing touchdowns and 10 receiving touchdowns.

ROOKIE TIGHT ENDS MADE AN IMPACT IN 2010 AND CONTINUE TO GO STRONG IN 2011


Rob Gronkowski finished first among all rookie tight ends with 10 touchdown catches, while Aaron Hernandez ranked second with six in 2010. Gronkowski and Hernandez are the first pair of rookie tight end teammates with at least five TD receptions in the same season in NFL history.

GRONKOWSKI SCORED ON HIS FIRST NFL CATCH

Rookie TE Rob Gronkowski scored on a 1-yard touchdown pass from Tom Brady in the fourth quarter vs. Cincinnati (9/16/10). It was his first NFL reception. Gronkowski is the first Patriots rookie to score a touchdown on opening day since WR Deion Branch in 2002.

GRONKOWSKI SET PATS ROOKIE TE MARK

Gronkowski finished 2010 with 10 touchdowns to establish a record for most touchdown catches by a rookie tight end in Patriots history, besting Russ Francis (4 in 1975) and Don Hasselbeck (4 in 1977). Gronkowski became the first Patriots rookie to ever record three touchdowns in a game with a three-TD game at Pittsburgh (11/14).



Gronkowski set a Patriots rookie record for receiving touchdowns in a season, moving past WR Jim Colclough and WR Randy Vataha, who each had nine. Gronkowski ranks second in NFL history for touchdowns by a rookie tight end overall. Only Mike Ditka (12) had more touchdowns as a rookie tight end. Gronkowski's 10 touchdowns are the highest single-season total by a Patriots tight end in franchise history. Gronkowski is only the fourth Patriots player to record 10 or more touchdown receptions in a season, joining Randy Moss (3 times), Stanley Morgan (2) and Jim Colclough (1).

GRONKOWSKI ON A GOOD PACE IN 2011

Gronkowski has five touchdowns so far in 2011. The NFL record for most touchdowns in a season by a tight end is 13 by Vernon Davis (SF) in 2009 and Antonio Gates (SD) in 2004. Gronkowski has a total of 15 touchdowns in 22 NFL games.

GRONKOWSKI SETS CAREER LONG RECEPTION

Gronkowski had a career-long 30-yard reception in the third quarter vs. San Diego (9/18). His previous best was a 28-yarder vs. Miami (1/2/11) in the 2010 regular season finale.

GRONKOWSKI SCORES IN FIVE STRAIGHT GAME

TE Rob Gronkowski tied a Patriots record by catching a touchdown pass in five straight regular season game with a 1-yard touchdown pass in the first quarter at Buffalo (9/25). Randy Moss, Daniel Graham, Michael Timpson and Jimmy Colclough also caught touchdown passes in five straight games.

GRONKOWSKI HAS HIS FOURTH GAME WITH 2 OR MORE TOUCHDOWNS

Gronkowski scored on a 1-yard touchdown in the first quarter and a 26-yard touchdown in the second quarter vs. Buffalo (9/25) for his fourth game with two or more touchdowns and his second straight game with two or more touchdowns. Gronkowski scored on a 10-yard pass in the second quarter and 17-yard pass in the fourth quarter vs. San Diego (9/18). He had a career-high three at Pittsburgh (11/14/10) and then had two at Buffalo (12/26/10).

GRONKOWSKI SETS CAREER-HIGH

Gronkowski set a career high with seven receptions for 109 yards at Buffalo (9/25). His previous best was six receptions vs. Miami (1/2/11) and at Miami (9/12/11). His previous best in receiving yards was 102 yards vs. Miami (1/2/11). He also had seven receptions vs. Dallas (10/16).

ALL IN THE FAMILY: TE ROB GRONKOWSKI

Rob Gronkowski grew up playing football against his brothers in the backyard. Now three of the five brothers are playing in the NFL. Dan Gronkowski, the oldest of the bunch, was signed by the Patriots on Sept. 7, 2011 after spending time with Detroit (2009) and Denver (2010), while Chris is currently playing for Indianapolis after spending the 2010 season with Dallas. The Gronkowskis are among 24 different sets of brothers currently in the NFL, yet they are the only family that can claim to have three siblings in the league. According to the Pro Football Hall of Fame, the Gronkowski brothers join nine other families to have at least three brothers playing at the same time. Gronkowski brothers join nine other families to have at least three brothers playing at the same time.

Family	Brothers	Yr. in NFL at Same Time
Gronkowski	Rob, Dan, Chris	2010- 2011
Baldinger	Brian, Gary, Rich	1986-88, 90-92
Browner	Joey, Keith, Ross	1984-87
Olsen	Merlin, Phil, Orrin	1976
Saul	Rich, Bill, Ron	1970
Richardson	Gloster, Tom, Willie	1969
Rooney	Bill, Cobb, Joe	1924-27
Kinderdine	Hobby, Shine, Walt	1924
Nesser	Al, Frank, Fred, John, Phil, Ted	1921

BROTHER ACT

Rob Gronkowski and Dan Gronkowski became the fourth set of New England Patriots brothers to be on the Patriots' active roster in the same regular season. The Gronkowski's join DE Whit Canale and G Justin Canale (1968), WR Clarence Weathers and RB Robert Weathers (1983-84) and RB Chuck McSwain and CB Rod McSwain (1987). The Gronkowskis became the first brother tight end tandem during the Super Bowl era to be active NFL roster teammates. The only other current brother tandem on the same roster are linebackers E.J. and Erin Henderson of Minnesota.

AARON HERNANDEZ STARTS BIG

Hernandez's first NFL reception was a 45-yard catch in the first quarter of the season-opener vs. Cincinnati (9/12/10). It is the longest reception by a Patriots rookie on his first catch since WR Tony Simmons had a 47-yard reception in his debut on Oct. 15, 1998. Hernandez had 563 receiving yards on 45 receptions in 2010. The 45 receptions are most by a Patriots rookie tight end. His 563 yards are second to Russ Francis, who had 636 receiving yards in 1975.

MOST RECEPTIONS BY A PATRIOTS ROOKIE TIGHT END

PLAYER	RECEPTIONS	YEAR
Aaron Hernandez	45	2010
Rob Gronkowski	42	2010
Greg Baty	37	1986
Russ Francis	35	1975

MOST RECEIVING YARDS BY A PATRIOTS ROOKIE TIGHT END

PLAYER	RECEPTIONS	YEAR
Russ Francis	636	1975
Aaron Hernandez	563	2010
Rob Gronkowski	546	2010
Jim Whalen	381	1965

HERNANDEZ HAS CAREER DAY IN 2011 OPENER

TE Aaron Hernandez had a career day with seven receptions for 103 receiving yards for his second NFL 100-yard game. He had 101 yards at the New York Jets on Sept. 19, 2010.

HERNANDEZ SETS CAREER HIGH WITH EIGHT CATCHES VS. DALLAS

Hernandez caught eight passes for 68 yards and a game-winning touchdown against Dallas (10/16). Hernandez's eight receptions set a new career high. He previously had seven receptions against Miami (9/12/11) and against San Diego (9/18/11).



PATRIOTS OFFENSIVE NOTES

HERNANDEZ HAD TOUCHDOWN PASSES IN BACK-TO-BACK GAMES FOR THE FIRST TIME

TE Aaron Hernandez registering his first games with back-to-back touchdowns after catching a 14-yard touchdown pass in the first quarter against the Bengals career. He legally changed his last name to Ochocinco prior to the 2008 season. Upon joining the Patriots, TE Aaron Hernandez switched his jersey number from 85 to 81 to accommodate Ochocinco. Said Ochocinco on getting number 85 from Hernandez: "Nothing [exchanged]. It was Mr. Hernandez's way of greeting me here. He gave me the number, I didn't have to pay anything. I just shook his hand and said, 'Thank you.'"

CHAD OCHOCINCO NAME CHANGE

Chad Ochocinco was acquired by the Patriots in a trade with Cincinnati on July 29, 2011. He played as Chad Johnson for the first seven years of his Bengals career. He legally changed his last name to Ochocinco prior to the 2008 season. Upon joining the Patriots, TE Aaron Hernandez switched his jersey number from 85 to 81 to accommodate Ochocinco. Said Ochocinco on getting number 85 from Hernandez: "Nothing [exchanged]. It was Mr. Hernandez's way of greeting me here. He gave me the number, I didn't have to pay anything. I just shook his hand and said, 'Thank you.'"

OCHOCINCO IN THE RANKINGS

Ochocinco is 27th on the NFL's all-time list with 10,919 receiving yards. He is one of 34 players in NFL history to reach 10,000 yards receiving. Among active players, he ranks fifth in receiving yards.

He is 28th on the NFL all-time list with 760 receptions and is one of 33 players to reach 700 receptions.

He has 66 touchdown receptions and needs four to become the 33rd player in NFL history to reach 70 touchdown receptions.

2011 FIRST ROUND PICK NATE SOLDER

It only took a day for Nate Solder to decide to change from his lifelong position of tight end to tackle after playing his freshman year at Colorado as a tight end. "My coaches came to me and said, 'You'd be an all right tight end, but you'd be an even better tackle,' " he told the Boston Globe. "I've always wanted to be great, so that's why I moved to tackle." He added over 30 pounds after his redshirt freshman season and was named the team's starting left tackle. He played in 2,540 of 2,542 offensive plays over the next three seasons at Colorado and has been an immediate contributor on the Patriots offensive line at right tackle. He's even had the chance to return to his tight end roots, occasionally filling in as the third tight end in short-yardage situations.

MATTHEW SLATER: LIKE FATHER LIKE SON

Matthew Slater, drafted in 2008, is one of six sons of Hall of Fame members to be drafted in NFL history.

HALL OF FAME FATHERS WITH SONS DRAFTED IN THE NFL

- Jackie Slater (class of 2001) – son, Matthew Slater (NE)
- Howie Long (class of 2000) – son, Chris Long (STL)
- Bobby Bell (class of 1983) – son, Bobby Bell (NYJ)
- Tony Dorsett (class of 1994) – son, Anthony Dorsett (HOU)
- Bob Griese (class of 1990) – son, Brian Griese (DEN)
- Kellen Winslow (class of 1995) – son, Kellen Winslow (CLE)

SLATER RECORDS FIRST CAREER RECEPTION IN 2011 SEASON-OPENER

Slater registered his first NFL reception with a 46-yard catch from QB Tom Brady in the first quarter of the 2011 season-opener at Miami (9/12).

GREETINGS FROM KAARST, GERMANY: SEBASTIAN VOLLMER MAKES HIS MARK

A native of Kaarst, Germany, Vollmer did not begin playing football until the age of 14 when he started playing for the Dusseldorf club team. Vollmer helped lead his German prep school team to two national football championships. His early football success landed him an appearance in the 2004 Global Junior Championships in San Diego, which led him to a scholarship at Houston. He spoke almost no English when he signed with Houston, but he became fluent in the language as he developed from a 250-pound tight end into a 315-pound lineman who started his final 25 games at tackle for the Cougars. Vollmer's collegiate career created interest from the NFL where the Patriots drafted him in the second round of the 2009 draft. Nicknamed Seabass, during his playing days at Houston. The nickname has carried over to the NFL.

WATERS BEGAN HIS CAREER AS A TIGHT END

Despite going to five Pro Bowls as a guard, there was a time when even Brian Waters didn't know his position. He played tight end for three years in college at North Texas before becoming the team's starting defensive end, backup tight end and fill-in fullback as a senior. He was signed by Dallas as a rookie free agent tight end in 1999 but did not make the team. He was signed by Kansas City the following winter and was sent to the Berlin Thunder of NFL Europe as an offensive lineman. Waters returned to the NFL in 2000, making the Kansas City roster as an offensive lineman. Now with the Patriots, it's clear how Waters carved out a permanent position for himself in the NFL. Said Bill Belichick, "Every time I go by his locker he's studying his game plan. Very professional. I've really been impressed with not only the way he's performed, but just the way he's gone about his job. He adds a lot of quiet leadership."

DANNY WOODHEAD SET TEAM MARK FOR RUSHING AVERAGE IN 2010

Danny Woodhead finished the 2010 season with 97 rushes for 547 yards, with his average of 5.64 yards per carry setting a new team record (minimum 90 rushing attempts). Woodhead topped Don Calhoun's previous team mark of 5.59 yards per carry in 1976 (129 attempts for 721 yards).

MOST YARDS PER CARRY / SINGLE SEASON PATRIOTS HISTORY (Minimum 90 rushes)

Player	Year	Gm	Rush	Yds	Avg.	Lg
D. Woodhead	2010	14	97	547	5.64	36t
Don Calhoun	1976	14	129	721	5.59	54
Mosi Tatupu	1983	16	106	578	5.45	55

Danny Woodhead's career average of 5.382 is the best ever in franchise history among any players with at least 100 rushing attempts.

PATRIOTS ALL-TIME LEADERS / RUSHING AVERAGE (Minimum 100 Attempts)

Name	Years	Att	Yds	Avg.	TD
Danny Woodhead	2010-11	127	669	5.267	5
Jim Plunkett	1971-75	159	817	5.138	9
Steve Grogan	1975-90	445	2176	4.890	35
Robert Weathers	1982-86	159	733	4.610	4
Sammy Morris	2007-10	334	1486	4.449	12
BenJarvus Green-Ellis	2008-11	420	1788	4.258	23

WOODHEAD GOES FROM DIVISION II TO THE NFL


Danny Woodhead was a standout at Division II Chadron State in Nebraska. He averaged 178.9 yards per game and totaled 101 rushing touchdowns during his collegiate career. Woodhead's outstanding junior and senior seasons earned him two Harlon Hill Trophies, the Division II equivalent to the Heisman Trophy. He is one of just three players to ever win two or more Harlon Hill Trophies, joining Texas A&M University-Kingsville running back Johnny Bailey, who won it three times (1987-89) before playing six seasons in the NFL for the Bears, Cardinals, and Rams. Valdosta State University's Dusty Bonner was the only other player to win the Harlon Hill Trophy multiple times (2000 and 2001). Cincinnati Bengals running back Bernard Scott (2008–Abilene Christian) joins Woodhead as active NFL running backs who have won the award.



WR WES WELKER NEWS & NOTES

WELKER LEADS NFL IN RECEPTIONS SINCE 2007

Wes Welker leads the NFL with 483 receptions since the start of 2007. He is the first player to reach 300 receptions in his first 40 games with a new team. Welker is leading the NFL in 2011 with 51 receptions for 785 yards.



2007-PRESENT NFL REC. LEADERS

Player	Team	Rec.	Yds	TD
Wes Welker	NE	483	5,321	28
Reggie Wayne	IND	427	5,700	33
Brandon Marshall	DEN/MIA	427	5,207	27

WELKER LEADS TEAM IN RECEPTIONS FOR RECORD FOURTH STRAIGHT YEAR IN 2010

Wes Welker became the first Patriots player to lead the team in receiving in four straight years after finishing 2010 with 86 receptions. The 86 receptions tied for sixth best in the NFL. He also led the team in receiving yards (848) for the third straight year. Welker suffered a knee injury in the 2009 regular-season finale at Houston and missed New England's postseason game vs. Baltimore. Welker returned from his injury well ahead of expectations and was back in the starting lineup for the season-opener in 2010.

WELKER HAD THREE STRAIGHT 100 CATCH AND 1,000 YARD SEASONS

Welker registered his third straight season with at least 100 receptions (123) and 1,000 receiving yards (1,348) in 2009. Only four other NFL players have had three consecutive seasons of at least 100 receptions and 1,000 yards receiving: Marvin Harrison (4, 1999-02), Brandon Marshall (3, 2007-09), Herman Moore (3, 1995-97) and Jerry Rice (3, 1994-96). Welker is the only player in NFL history with three straight seasons with 110 or more receptions.

MOST 100-RECEPTIONS SEASON IN NFL HISTORY

Player	100-reception seasons
Marvin Harrison	4
Jerry Rice	4
Wes Welker	3
Brandon Marshall	3
Herman Moore	3
Andre Johnson	3
Reggie Wayne	3

WELKER: 7.2 CATCHES PER GAME SINCE 2007

Wes Welker is averaging 7.2 receptions per game since joining New England in 2007. His 7.2 average is the highest in the NFL during that time.

MOST RECEPTIONS PER GAME SINCE 2007 (Minimum-20 games)

Player	Team	Average
Wes Welker	New England Patriots	7.2
Andre Johnson	Houston Texans	6.7
Brandon Marshall	Denver/Miami	6.5

WELKER FINISHES WITH SECOND MOST RECEPTIONS AND SECOND HIGHEST AVERAGE IN NFL HISTORY IN 2009

Welker led the NFL with 123 receptions in 2009, despite missing two games and most of the season-finale due to an injury. He averaged 8.8 receptions in the 14 games he played. The 123 receptions are a Patriots record and match Herman Moore (Detroit in 1995) for the second most receptions in a single season in NFL history, behind Marvin Harrison's NFL record of 143 receptions in 2002. Welker's 8.8 catches per game in 2009 rank second in NFL history to the 8.9 average set by Harrison in 2002. He has 20 games with nine or more catches since joining the Patriots. His 20 games with nine or more catches are the most in Patriots history.

MOST RECEPTIONS IN A SEASON

Player	Team	Year	Receptions
Marvin Harrison	Indianapolis	2002	143
Wes Welker	New England	2009	123
Herman Moore	Detroit	1995	123

WELKER IS STREAKING

Welker has a streak of 84 straight regular-season games with at least one reception. He has caught at least one pass in each of his 71 games with the Patriots, including four postseason games. The last time that Welker did not catch a pass in a game was December 24, 2005 when he was with Miami. He has caught at least one pass in 67 consecutive regular-season games with the Patriots extend a franchise record. TE Ben Coates originally set the record with 63.

WELKER TIES NFL RECORD FOR 10-PLUS CATCH GAMES IN A SEASON WITH SEVEN IN 2009

Welker had seven 10-plus reception games in 2009 season to tie the NFL record for most 10-plus reception games in a single season. Andre Johnson of Houston had seven 10-plus reception games in 2008.

PATRIOTS MOST GAMES WITH 10-PLUS CATCHES

No. of 10-plus reception games for the Patriots

Wes Welker	12
Ben Coates	5
Troy Brown	5

WELKER PILES UP YARDS

Wes Welker had a career-high in receiving yards with 1,348 in 2009. It is the third highest in team history. Welker has three of the top eight receiving seasons in team history with his three-straight (1,175 in 2007, 1,165 in 2008 and 1,348 in 2009).

PATRIOTS SINGLE-SEASON RECEIVING YARD LEADERS

Player	Season	Yds	Rec.	TD
Randy Moss	2007	1493	98	23
Stanley Morgan	1986	1491	84	10
Wes Welker	2009	1348	123	4
Randy Moss	2009	1264	83	13
Troy Brown	2001	1199	101	5
Wes Welker	2007	1175	112	8
Ben Coates	1994	1174	96	7
Wes Welker	2008	1165	111	3

WELKER IS AVERAGING 8.5 RECEPTIONS PER GAME IN 2011

Wes Welker is averaging 8.5 receptions per game through the first six games with 51 receptions. The NFL record for highest average catches for per game in a season is 8.9 by Marvin Harrison in 2002.

WELKER TIES NFL RECORD WITH THREE GAMES OF 8 RECEPTIONS AND 150 YARDS AND A TD

Welker is already tied with six other players as the only players in NFL history to have at least eight receptions, 150 receiving yards and at least one touchdown three times in a single season with three such games in 2011.

PLAYERS TIED FOR NFL RECORD OF THREE GAMES WITH 8+ REC, 150+ YDS, AND 1+ TD IN A SINGLE SEASON

Wes Welker	2011
Randy Moss	2003
Tim Brown	1995
Isaac Bruce	1995
Jerry Rice	1993
Sterling Sharpe	1989
Roy Green	1984

WELKER SETS FRANCHISE RECORD FOR RECEIVING YARDS; TIED TEAM MARK IN RECEPTIONS

Welker had a career-high 217 receiving yards to set a franchise record at Buffalo (9/25). The previous record was set by Terry Glenn when he had 214 at Cleveland on Oct. 3, 1999. It is the second 200-yard performance in franchise history. Welker's previous best was 192 yards vs. the New York Jets (11/22/09). Welker's 16 receptions at Buffalo are a personal best and are tied with Troy Brown for the franchise mark. Brown had 16 vs. Kansas City on September 22, 2001. Welker's previous best were the 15 he had vs. the New York Jets (11/22/09).



WES WELKER/DEFENSIVE NOTES

WELKER TIED FOR THIRD AMONG ACTIVE PLAYERS WITH 12 10-PLUS RECEPTION GAMES

Welker now has 12 10-plus receptions

Most Games with 10+ receptions/Active Players

15 Andre Johnson	12 Anquan Boldin
14 Reggie Wayne	12 Brandon Marshall

12 Wes Welker

MOST GAMES WITH 10+ RECEPTIONS IN NFL HISTORY

17 Jerry Rice	12 Wes Welker
16 Marvin Harrison	12 Anquan Boldin
15 Andre Johnson	12 Brandon Marshall
14 Cris Carter	
14 Reggie Wayne	
13 Tim Brown	

WELKER ON PACE TO SET NFL MARK

Through six games, Welker has 785 receiving yards. His total is higher than the combined total for the top two leading receivers on 18 teams and the combined totals for the top three receivers on six teams. Welker has more receiving yards than six teams' entire wide receiving corps. Welker has 785 receiving yards and is on pace for 2,093 which would break Jerry Rice's record of 1,848 set in 1995. Welker has 51 receptions in 2011. He is on pace for 136, which would be second to the NFL record of 143 receptions by Marvin Harrison in 2002.

KYLE ARRINGTON SCORES ON A 36-YARD INTERCEPTION RETURN


Kyle Arrington registered his first NFL interception and returned it 36 yards for a touchdown in the third quarter vs. Green Bay on Dec. 19, 2010. Arrington's interception return was his second touchdown of 2010. He scored when he returned a blocked field goal 35 yards for a touchdown at Miami on Oct. 4.

ARRINGTON TIED FOR SECOND WITH 4 INT.

Arrington intercepted a Tony Romo pass in the first quarter to end Dallas's game-opening drive. The interception was Arrington's team-high fourth of the season. He is tied for second in the NFL with four interceptions after six games.

PATRICK CHUNG RECORDS HIS FIRST NFL BLOCKED PUNT AND BLOCKED FIELD GOAL

S Patrick Chung blocked a second half punt and field goal at Miami (10/04) to become the first NFL player to do both in a single game since Houston CB Ramon Walker had a blocked field goal and punt vs. New England on Nov. 23, 2003. Chung blocked a second half punt to give the Patriots to set up a 12-yard touchdown run by RB BenJarvus Green-Ellis. Chung then blocked a 53-yard field goal attempt in the fourth quarter that was recovered by CB Kyle Arrington and returned for a touchdown. Chung was a two-time special teams player of the year during his college career at Oregon.




PATRICK CHUNG'S JOURNEY TO THE NFL

Long before S Patrick Chung picked up flag football as a teen, his mother, Jamaican recording artist Sophia George, had preached about being a tough man in a song. Her hit single, "Girlie Girlie" – a traditional reggae song about poking fun at a boy who was not man enough – topped the charts in 1985. Chung is aware that among his talents he was born with speed and agility - singing is not one of them. Chung, who possesses a great sense of pride in his unique heritage – his mother is Jamaican and his father is half Jamaican and half Chinese, was born in Jamaica and moved to California at age 12 where he started to play football as a freshman in high school. Chung went on to star at Oregon, where he holds the distinction of starting more games than any other defensive player in school history with 51 starts. He originally entered the draft as junior, but ultimately decided to return for his senior season. Pinned to the back of his locker is a reminder of the support he has gotten - a Jamaican flag that indicates his family's importance to him.

GARY GUYTON HAD TWO DEFENSIVE TOUCHDOWNS IN 2010

LB Gary Guyton returned a fumble 35 yards for a touchdown at Chicago (12/12/10) and returned an interception 59 yards for a touchdown in the season-opener vs. Cincinnati (9/12/10). Guyton is the first Patriots player to score two defensive touchdowns in a season since LB Tedy Bruschi returned two interceptions for touchdowns in 2003.



GUYTON AND ARRINGTON RETURN FIRST CAREER INTERCEPTIONS FOR SCORES

LB Gary Guyton intercepted his first pass vs. Cincinnati (9/12/10) and returned it 59 yards for a touchdown, and CB Kyle Arrington returned his first career interception vs. Green Bay (12/19/10) 36 yards for a touchdown. The Patriots now have three players on the roster who have returned an interception for a score on their first career pick. James Sanders returned his first pick 39 yards for a touchdown at Buffalo on Dec. 11, 2005.

GUYTON HAS THE WORK ETHIC

Gary Guyton was not drafted into the NFL, but through a solid work ethic was able to make the 53-man roster and has been a solid player over the last three seasons for the Patriots. Taking a peak into his work history shows his work ethic goes beyond the football field. At the end of his rookie season, Guyton went back to Georgia Tech and worked as an office assistant at the school's research institute.

"I was an office assistant, right there at the desk," said Guyton, who worked for a small wage at Georgia Tech Research Institute. "Just a regular office assistant. Tech is my school and I enjoyed it."

"He's smart, well prepared," Bill Belichick said. "He understands. He's got a real good understanding of football. Not just his role, but where other people have to be. That's what you really want in a defensive signal-caller, someone that understands how it all works."

"It's been a long road," Guyton said. "I have come far. I've achieved some things. But I don't look back, just forward."

ALBERT HAYNESWORTH JOINS THE PATRIOTS AND GETS REUNITED WITH HIS BEST FRIEND

When Albert Haynesworth came to New England, he did more than just join a new team. He was reunited with best friend Pat Santa Maria, the owner of Pat's Service Center & Towing in Worcester, Mass. The two met six years ago in Rhode Island over a shared love of power boats. A long-distance friendship blossomed and the two have done everything from vacationing with their fiancées to snowmobiling to sitting in the stands at Patriots games, even while Haynesworth played for a different NFL team. The two talked about what it would be like if Haynesworth ever played for Bill Belichick and the Patriots. Now that has come to fruition. Pat's tow trucks are undergoing a makeover, getting customized with Haynesworth's No. 92 and his initials. Santa Maria knows a different guy than the one depicted in the media – a friend who dropped everything and flew up to New England after Santa Maria's mother passed away unexpectedly, coincidentally on Haynesworth's birthday. As Santa Maria told the Boston Herald, "That's the guy I know. He's a standup guy and a man of his word."



PATRIOTS DEFENSIVE NOTES

KYLE LOVE 'MINI-V' FOLLOWS WILFORK

Kyle Love has been looking up to Vince Wilfork since his days at Mississippi State, when his teammates dubbed him "Mini-V" for his resemblance to the Patriots defensive tackle. The nickname led Love to closely monitor Wilfork as he finished his playing days with the Bulldogs. Little did he know that he would get the chance to watch Wilfork from an even closer perspective – lined up next to him on the Patriots defensive line. "I stay close to that guy always. Watch me out here, I'm right beside him, no matter what," Love told the Boston Globe. Now that they're on the same team, Wilfork has become an even bigger influence, like a big brother, according to Love.

STILL RECEIVING THE LOVE

Kyle Love continues to receive motivation from his father, retired Army colonel Anthony Love. Every game day, his father sends him a text message with words of encouragement to get him excited. His dad has been motivating him since middle school and the message has always remained the same: "Give the coaches a reason to keep you."

MAYO LED NFL WITH 193 TOTAL TACKLES

LB Jerod Mayo finished first in the NFL with a career-high 193 total tackles in 2010 with two 19-tackle games: vs. BLT (10/17) and vs. GB (12/19). His 193 tackles are the highest since LB Steve Nelson had 207 tackles in 1984 and are the third highest in team history. Mayo had ten games in 2010 with 10-plus tackles.



Patriots Single Season Tackle Leaders All-Time

Year	Player	Tackles
1983	LB Clayton Weishuhn	229
1984	LB Steve Nelson	207
2010	LB Jerod Mayo	193
1980	LB Steve Nelson	186

MAYO IS A YOUNG LEADER

Jerod Mayo learned knowledge and discipline are the keys to success while spending afternoons with his three brothers under the supervision of their grandfather, Walter Johnson, a retired Air Force veteran of 30 years. While Mayo's mother worked two jobs, Johnson taught the boys discipline, responsibility and the value of life. Those lessons helped Mayo develop a work ethic and demeanor that has earned him the nickname of "Old Soul" from his teammates. His leadership skills and talent helped him become only the second Patriot to be named AFC Rookie of the Year, earning that title in 2008 to join Michael Haynes (1976).

MAYO NAMED 2011 RON BURTON COMMUNITY SERVICE AWARD WINNER

Linebacker Jerod Mayo was named the 2011 Ron Burton Community Service Award winner at the Patriots Charitable Foundation's Annual Kickoff Gala on August 30th. Upon receiving the award, Mayo recognized Myra Kraft's impact, saying, "Not only did she give with her funds and things like that, but her time. She was on the front lines, digging the holes, putting the trees up and things like that. Just seeing examples like that really means a lot to me." Mayo is a constant presence at Patriots Charitable Foundation activities, especially events that benefit children. In 2010, he launched the Mayo Bowl, an annual celebrity bowling fundraiser for Pitching in for Kids, a charity that helps improve the lives of children in New England.

DEVIN MCCOURTY RECORDS SEVEN INTERCEPTIONS

CB Devin McCourty tied for second in the NFL and led all rookies with seven interceptions in 2010. The seven interceptions by a Patriots rookie are second to the eight by Mike Haynes in 1976.

Most Interceptions by a Patriots Rookie

Player	Interceptions	Year
Mike Haynes	8	1976
Devin McCourty	7	2010

DOUBLE TROUBLE: CB DEVIN MCCOURTY

After being selected by the Patriots in the first round of the 2010 NFL Draft, CB Devin McCourty became part of a select group in league history. McCourty's identical twin brother, Jason, is a cornerback with Tennessee, selected in the sixth round of the 2009 NFL Draft. The two are the 12th set of twins to play in the NFL. Devin redshirted for the 2005 season and therefore was a year behind his brother in eligibility. McCourty is the second twin to suit up for the Patriots, after CB Kato Serwanga was a member of the team from 1998-2000. His twin brother Wasswa played for San Francisco and Minnesota from 1999-2001. According to McCourty's mother, the two can only be told apart by tiny scars on their faces left by chickenpox.

ROB NINKOVICH: WHERE DID HE COME FROM?

Rob Ninkovich journey to the Patriots was not easy. He entered the league as a fifth-round pick of New Orleans in 2006 and was waived four times by New Orleans and Miami before landing in New England on Aug. 2, 2009. He spent the 2009 offseason trying to make the New Orleans team as a long snapper without even getting a look at linebacker. Before coming to the Patriots he had appeared in just eight games over three years. He doubled that total in his first year in New England, appearing in 15 games in 2009 and his role on the team grown since. He finished with 58, total tackles, four sacks, broke up three passes and had 11 special teams stops last season. He also had two interceptions, both against his former team, the Miami Dolphins. He tied for the AFC lead in fumble recoveries with three, with the most notable coming at San Diego on Oct. 24, when he returned a fumble 63 yards, marking the second longest fumble return in team history. Despite his success, Ninkovich told the Brockton Enterprise, "I don't want to get comfortable. You can't get comfortable because the first time you get comfortable, you're out of a job. I'm always uneasy. That keeps you going."

WILFORK REGISTERS FIRST CAREER INTERCEPTIONS

Vince Wilfork recorded his first career interception when he picked off QB Philip Rivers in the second quarter vs. San Diego (9/18). He had his second interception at Oakland (10/2) to join Anthony Pleasant (2001) as the only other Patriots defensive lineman to ever record two interceptions in the same season. Wilfork is one of four Patriots defensive lineman to ever record two interceptions overall, joining Pleasant, Richard Seymour and Henry Thomas.

WILFORK WEARS HIS HEART ON HIS NECK

Vince Wilfork wears No. 75 over his shoulder pads. Underneath hangs a gold chain locket for those who were number one in his heart: his parents. In 2002, parents David and Barbara Wilfork both passed away within five months of each other, leaving the then University of Miami star without his greatest support system. Wilfork, who lost his father to diabetes, has raised hundreds of thousands of dollars for diabetes-related causes. His annual draft day fundraiser, a bowling event he has held for seven years, is one of the signature fundraising events held by a pro athlete in New England. For his charity work, Wilfork was awarded the 2010 New England Patriots Ron Burton Community Service Award. While he will always cherish his National Championship and Super Bowl rings, his constant reminder lies closest to his heart, a picture of his late parents at their high school prom. "I carry them with me wherever I go," Wilfork said of his parents' keepsake. "My parents pushed me to be the best I could be. The things I do and my wife does, we do out of the kindness of our heart, and we do it for the community. I never look for anything in return. My teammates are my second family. My kids, my wife, the New England Patriots – that's all I have."



PATRIOTS SPECIAL TEAMS NOTES

GOSTKOWSKI SIXTH BEST EVER IN FIELD GOAL PCT.

Stephen Gostkowski's 84.8 field goal percentage is the sixth-best among NFL kickers all-time.

Player	Years	FGM	FGA	Pct.
Nate Kaeding	2004-11	173	200	86.5
Mike Vanderjagt	1998-06	230	266	86.5
Robbie Gould	2005-11	172	199	86.4
Shayne Graham	2001-10	208	242	86.0
Rob Bironas	2005-11	167	196	85.2
Stephen Gostkowski	2006-11	123	145	84.8
Matt Stover	1991-2009	297	471	83.7
Ryan Longwell	1997-2011	348	416	83.7

EVEN STEPHEN

Since joining the Patriots as a fourth-round draft choice in 2006, Stephen Gostkowski has connected on 84.8 percent of his regular-season field goal attempts (123-for-145), achieving the best field goal percentage in Patriots history.

PATRIOTS ALL-TIME LEADERS / FIELD GOAL PCT.

(Minimum 50 Attempts)

Player	Years	FGM	FGA	Pct.
Stephen Gostkowski	2006-11	123	145	.848
Adam Vinatieri	1996-05	263	321	.819

GOSTKOWSKI IS GOOD IN THE FOURTH QUARTER

Gostkowski kicked two fourth-quarter field goals against the Jets (10/9), raising his streak to 33 consecutive successful fourth-quarter field goals. In his career, Gostkowski is 34 of 35 overall in fourth quarter field goals. His only fourth-quarter miss was in his second career game when he had a 29-yard try blocked at the Jets (9/17/06).

JAMES IHEDIGBO WILL ALWAYS HAVE HOPE

Amherst, MA native James Ihedigbo is the son of Apollos and Rose Ihedigbo, who came to Massachusetts from Nigeria, earned doctorate degrees from UMass and strived to improve the lives of many Africans back home. When James was in high school, his father returned to Africa to start the Nigerian-American Technical and Agricultural College. He worked to build the school for two years before dying in 2002 from kidney failure. In 2008, Ihedigbo, his mother and his four siblings kept his legacy alive by founding HOPE Africa, an organization that helps fund educational and medical efforts in Africa and supports the college his father started. As he told the Boston Herald, Ihedigbo hopes to "help students be what they dream they can be." He went a long way toward that goal in March 2011 when he traveled to Africa with three other NFL players, Amobi Okoye, Frank Okam and Connor Baldwin, and his mother, who serves as HOPE Africa's executive director. They brought 3,500 books, ran health clinics, taught kids American football and most of all, spread hope.

ZOLTAN MESKO SET AN NFL ROOKIE RECORD FOR NET PUNTING AVERAGE IN 2010

Zoltan Mesko finished with a 38.4 net average to set an NFL rookie record for net punting average in 2010. His 38.4 net average is the highest of any rookie punter since the net punting average was first tracked in 1976, surpassing the 38.0 net average that Los Angeles Rams' Dale Hatcher set in 1985.

ZOLTAN MESKO: COMING TO AMERICA

Rookie P Zoltan Mesko was born in Timisoara, Romania on the Romania-Hungary border. On Many occasions in 1989, during the communist revolutions, his family was forced to take cover to avoid gun shots from the armies. Even after the fall of the Berlin Wall, his family lived in poverty. His family left Romania when his father won a United States Permanent Resident Card (green card) in the Diversity Immigrant Visa Lottery in 1997 when Mesko was 11.

MESKO DISCOVERS FOOTBALL

An avid soccer player from his days in Romania, Mesko had a strong leg. It was only when he came to America that he discovered his leg could take him places. In eighth grade, Mesko was playing kickball in the gym when he kicked the ball so high that he broke a light fixture. He was given a choice: pay for the light fixture or play football. With his family still struggling with money and football being a more popular sport than soccer at his school, the choice was an obvious one—Mesko decided to play football. His leg would land him numerous Division I scholarships and admission offers from Ivy League schools. From these, Mesko chose to play football at Michigan.


BORTHERLY LOVE

The Patriots have three players that have brothers also playing in the NFL. Rob Gronkowski and Dan Gronkowski play with New England, while their brother Chris plays with Indianapolis. Devin McCourty's twin brother Jason plays for Tennessee. And S Ross Ventrone's older brother Ray plays for Cleveland. Ray spent the 2007 and 2008 seasons with the Patriots.





PATRIOTS HOME DOMINANCE



Since the Patriots moved to Gillette Stadium in 2002, they have celebrated more regular season and postseason wins than any other team in the NFL. The Patriots have the highest point differential at home in that time and are among the top three offensive and defensive leaders at home. The Patriots home dominance is especially strong against NFC teams.

REGULAR SEASON HOME RECORD SINCE 2002					
Rank	Team	W	L	T	Pct.
1	New England	63	12	0	0.840
2	Indianapolis	57	18	0	0.760
3	Baltimore	56	19	0	0.747
4	Pittsburgh	54	20	1	0.727
5	San Diego	53	22	0	0.707

HOME PLAYOFF RECORD SINCE 2002 (MIN. 5 GAMES)					
Rank	Team	W	L	T	Pct.
1	Seattle	5	1		0.833
2	New England	7	2		0.778
3	Philadelphia	5	2		0.714
3	Pittsburgh	5	2		0.714
5	Indianapolis	6	3		0.667

HOME RECORD SINCE 2002 (INCLUDING PLAYOFFS)					
Rank	Team	W	L	T	Pct.
1	New England	70	14	0	0.833
2	Indianapolis	63	21	0	0.750
3	Baltimore	56	21	0	0.727
4	Pittsburgh	59	22	1	0.726
5	San Diego	55	25	0	0.688

HOME RECORD AFTER HALLOWEEN SINCE 2002					
Rank	Team	W	L	T	Pct.
1	New England	31	7	0	0.815
2	Indianapolis	35	10	0	0.778
3	Baltimore	32	11	0	0.744
4	Green Bay	29	10	0	0.744
5	San Diego	30	11	0	0.732

HOME RECORD VS. NFC SINCE 2002					
Rank	Team	W	L	T	Pct.
1	New England	18	1	0	0.950
2	Pittsburgh	16	2	1	0.868
3	Baltimore	16	3	0	0.842
4	Indianapolis	14	4	0	0.778
5	Jacksonville	14	6	0	0.700

HOME RECORD VS DIVISIONAL OPPONENTS SINCE 2002					
Rank	Team	W	L	T	Pct.
1	Indianapolis	23	4	0	0.852
2	New England	23	5	0	0.821
3	Seattle	21	7	0	0.750
3	San Diego	21	7	0	0.750
5	Pittsburgh	20	7	0	0.741
5	Green Bay	20	7	0	0.741
7	Minnesota	20	9	0	0.690

POINT DIFFERENTIAL AT HOME SINCE 2002		
Rank	Team	Point Differential
1	New England	761
2	Baltimore	656
3	Indianapolis	600
4	San Diego	594
5	Pittsburgh	541

POINTS ALLOWED PER GAME AT HOME SINCE 2002		
Rank	Team	Points Allowed
1	Baltimore	15.5
2	New England	16.5
3	Pittsburgh	17.3
4	New York Jets	17.7
5	Green Bay	18.5

POINTS SCORED PER GAME AT HOME SINCE 2002		
Rank	Team	Points Scored
1	San Diego	27.8
2	Indianapolis	26.8
3	New England	26.6
4	Green Bay	26.0
5	Kansas City	25.4



THE TEAM OF THE DECADE

When Robert Kraft purchased the New England Patriots in 1994, few would have thought that 17 years later the franchise would be the undisputed team of the decade in the first decade of the new millennium. Kraft brought a winning vision to the organization and dedicated his resources to building a consistent winner. On Jan. 27, 2000, Kraft hired Bill Belichick to coach the team, and three months later the team drafted then-unheralded quarterback Tom Brady, putting the final pieces in place for the Patriots to become the most successful NFL team of the 2000s. Below is a look at the accomplishments of the Patriots during the first decade of the new millennium that earned the Patriots the "Team of the Decade" moniker.

THE PATRIOTS' UNMATCHED NFL SUCCESS FROM 2000-2009

Super Bowl Titles

New England	3
Pittsburgh.....	2
Baltimore.....	1
Indianapolis.....	1
New Orleans.....	1
N.Y. Giants.....	1
Tampa Bay.....	1

Conference Titles

New England	4
Indianapolis.....	2
N.Y. Giants.....	2
Pittsburgh.....	2
10 Teams	1

Division Titles

New England	7
Indianapolis.....	6
Philadelphia.....	5
Pittsburgh.....	5
San Diego.....	5

Note: The Patriots also finished tied for the division lead twice during the 2000s but lost the division title on tiebreakers in 2002 and 2008.

Playoff Wins

New England	14
Philadelphia.....	10
Pittsburgh.....	10
Indianapolis.....	9
Baltimore.....	8

Playoff Winning Percentage

Team	W	L	Pct.
New England	14	4	.777
New Orleans	5	2	.714
Pittsburgh	10	4	.714
Arizona	4	2	.667
Carolina	5	3	.625
Baltimore	8	5	.615

Playoff Games Played

New England	18
Philadelphia.....	18
Indianapolis.....	17
Pittsburgh.....	14
Baltimore.....	13
N.Y. Giants.....	11

Overall Wins

(Includes Regular Season and Playoffs)

New England	126
Indianapolis.....	124
Pittsburgh.....	113
Philadelphia.....	113
Baltimore.....	100

Overall Winning Percentage

(Includes Regular Season and Playoffs)

Team	W	L	T	Pct.
New England	126	52	0	.708
Indianapolis	124	53	0	.701
Pittsburgh	113	60	1	.652
Philadelphia	113	64	1	.638
Green Bay	98	71	0	.580

Most Victories in a Season (Inc. Playoffs), 2000-09

Team	Year	W
New England	2007	18
New England	2003	17
New England	2004	17
Baltimore	2000	16
St. Louis	2001	16
Pittsburgh	2004	16
Indianapolis	2006	16
Indianapolis	2009	16
New Orleans	2009	16

Most Victories in a Single Regular Season, 2000-09

Team	Year	W
New England	2007	16
Pittsburgh	2004	15
New England	2003	14
New England	2004	14
Indianapolis	2005	14
Indianapolis	2009	14
St. Louis	2001	14

Playoff Games Hosted

New England	9
Philadelphia	9
Pittsburgh.....	8
Indianapolis.....	8

Major Sports League Titles, 2000-09

Los Angeles Lakers	NBA	4
New England Patriots	NFL	3
San Antonio Spurs	NBA	3
Boston Red Sox	MLB	2
Detroit Red Wings	NHL	2
Houston Dynamo	MLS	2
Los Angeles Galaxy	MLS	2
New Jersey Devils	NHL	2
New York Yankees	MLB	2
Pittsburgh Steelers	NFL	2
San Jose Earthquakes	MLS	2

Major Sports Conference Titles, 2000-09

Los Angeles Lakers	NBA	6
New England Patriots	NFL	4
New England Revolution	MLS	4
Los Angeles Galaxy	MLS	4
New York Yankees	MLB	4
Detroit Red Wings	NHL	3
New Jersey Devils	NHL	3
San Antonio Spurs	NBA	3

Seasons of NFL Playoff Advancement

Philadelphia	7
New England	6
Pittsburgh.....	5
Baltimore.....	4
Indianapolis.....	4
Green Bay	3
Oakland.....	3
Seattle	3
New Orleans.....	3



PATRIOTS FOOTBALL NETWORK

The **Patriots Football Network** (PFN) is the full portfolio of media offerings from the three-time Super Bowl Champion New England Patriots. PFN provides Patriots content produced both in-house and with media partners spanning print, television, radio and the Internet.

PATRIOTS ALL ACCESS

T Emmy-Award winning Patriots All Access airs weekly throughout the season on WBZ, Channel 4 in Boston and regional affiliates. Patriots All Access features exclusive, behind-the-scenes access and in-depth weekly features on Patriots players and personnel. Hosted by WBZ's Steve Burton, the show features weekly sit-downs with Coach Bill Belichick, including the popular "Belestrator" segment where the coach breaks down upcoming opponents. Fridays at 7:00 p.m. and Sundays at 9:00 a.m. on **TV 38 in Boston; WNAC-TV in Providence**; Saturdays at 12:05 a.m. on **WMUR-TV in Manchester, N.H.** Saturdays at 5:00 a.m. on **WMTW-TV in Portland, Maine**; Saturdays at 5:00 p.m. on **WCTX-TV in Hartford, Conn.** Saturdays at 7:00 p.m. on **WFXQ-TV in Springfield, Mass.**; Sundays at 11:00 a.m. on **WVII-TV in Bangor, Maine**



TOTALLY PATRIOTS



Totally Patriots is a unique, one of a kind Patriots show aimed for the next generation of Patriots fans. This weekly, youth oriented football show allows school aged fans unprecedented access to their favorite players, enabling them to ask questions in a relaxed, informal setting.

PATRIOTS TODAY AND PATRIOTS THIS WEEK

PATRIOTS TODAY: Available daily at Patriots.com and on Verizon Fios on Demand, as well as on Verizon wireless' VCAST.

PATRIOTS THIS WEEK: Saturdays 10:30 p.m. on Comcast Sports Net.

Patriots Today gives fans a daily, in-depth look at the club that is unmatched by any other outlet. The show is hosted by Lyndsay Petruncy with daily reports from Brian Lowe and twice-weekly analysis from PFW's Paul Perillo. This daily Webcast is dedicated exclusively to the Patriots and provides daily features, reports and commentary that will satisfy every fan's daily Patriots fix. Every Saturday (TBA) on Comcast Sports Net, Lyndsay Petruncy will bring you *Patriots This Week*, providing a thorough recap of each week's developments.

PATRIOTS.COM NEWS

Patriots.com features daily updates and exclusive content from the writers of *Patriots Football Weekly*, offering everything from breaking news to player features and the popular "Ask PFW" postings.

VIDEO

The first professional sports team website to offer streaming video provides Patriots fans with a variety of exclusive video content. Visitors can choose their channel and watch exclusive video from news to cheerleaders. Patriots.com also features video of every Patriots press conference, including postgame press conferences and Coach Belichick's weekday media updates.

AUDIO

Patriots Web Radio programming is available exclusively on Patriots.com beginning at noon each day, Monday through Friday. Kicking off the programming lineup is PFW In Progress, a daily online program that features candid commentary from the writers of *Patriots Football Weekly*. Following PFW In Progress is Patriots Playbook, hosted by John Rooke, featuring items from around the NFL. Stay tuned for the debut of new shows during the 2009 season. Patriots.com also offers streaming audio of every Patriots press conference, as well as archives of Patriots.com Radio shows. Patriots.com provides podcasts of Patriots.com radio offerings as well as exclusive content.

PATRIOTS MONDAY ON WEEI

WEEI Sports Radio broadcasts Patriots Monday each week, offering fans unique insight and analysis from Coach Belichick and Tom Brady in addition to other Patriots players. WEEI will broadcast Patriots Monday live from Gillette Stadium each Monday, kicking off with Dennis & Callahan at 6:00 a.m.

PATRIOTS FRIDAY ON WEEI

WEEI Sports Radio broadcasts Patriots Friday each week, offering fans a look ahead at the weekend's game, match ups and rivalries. Various Patriots players will be featured on air. WEEI will broadcast Patriots Fridays each week throughout the season, kicking off with Dennis & Callahan at 6:00 a.m., followed by Mutt and Merloni at 10:00 a.m. and The Big Show with Glenn Ordway and Michael Holley from 2:00 to 6:00 p.m.

98.5 THE SPORTS HUB PATRIOTS RADIO NETWORK

A new era in Patriots Radio history began in 2009, with the move of the game broadcasts to 98.5 FM, Boston's Sports Hub. The transition to Boston's new all-sports radio station insures that Patriots fans will continue to hear every kick, block and tackle in stereo, and without static, in crystal-clear FM quality. Fans all over New England will be able to listen in to any of 36 stations on the Safety Insurance 98.5 The Sports Hub Patriots Radio Network, starting with Patriots Preview three hours before kickoff, and capped off with Patriots Postgame for three hours after the final gun.



FLAGSHIP STATION 98.5 FM Boston's Sports Hub

MASSACHUSETTS

WAQY	Springfield	102.1 FM
WBEC	Pittsfield	1420 AM
WPKZ	Fitchburg	1280 AM
WNAW	N. Adams	1230 AM
WBSM	New Bedford	1420 AM
WPVQ	Greenfield	95.3 FM
WSAR	Fall River	1480 AM
WWFX	Worcester	100.1 FM
WXTK	Hyannis	95.1 FM

MAINE

WEBB	Augusta	98.5 FM
WWMJ	Bangor	95.7 FM
WBLM	Portland	102.9 FM
WEGP	Presque Isle	1390 AM

CONNECTICUT

WCCC	Hartford	106.9 FM
WMOS	New London	102.3 FM
WINY	Putnam	1350 AM
WGCH	Greenwich	1490 AM

NEW HAMPSHIRE

WTPL	Concord	107.7 FM
WSAK	Hampton	102.1 FM
WHQV	Laconia	104.9 FM
WKNE	Keene	99.1 FM
WSHK	Portsmouth	105.3 FM
WGHM	Nashua	1590 AM
WPKQ	N. Conway	103.7 FM
WGAM	Manchester	1250 AM

RHODE ISLAND

WPRO	Providence	630 AM
WEAN	Providence	99.7 FM

NEW YORK

WCKL	Catskill	560 AM
------	----------	--------

VERMONT

WBTN	Bennington	1370 AM
WORK	Barre	107.1 FM
WKVT	Brattleboro	92.7 FM
WCPV	Burlington	101.3 FM
WEXP	Rutland	101.5 FM
WMOO	Derby Center	92.1 FM
WSTJ	St Johnsbury	1340 AM
WMXR	Woodstock	93.9 FM



2011 OFFENSIVE STATISTICS

WON 5, LOST 1

09/12 W 38-24	at Miami
09/18 W 35-21	San Diego
09/25 L 31-34	at Buffalo
10/02 W 31-19	at Oakland
10/09 W 30-21	New York Jets
10/16 W 20-16	Dallas
10/30	at Pittsburgh
11/06	New York Giants
11/13	at New York Jets
11/21	Kansas City
11/27	at Philadelphia
12/04	Indianapolis
12/11	at Washington
12/18	at Denver
12/24	Miami
01/01	Buffalo

N.E. Opp.

TOTAL FIRST DOWNS	161	137
Rushing	41	34
Passing	106	94
Penalty	14	9
3rd Down: Made/Att	37/69	31/73
3rd Down Pct.	53.6	42.5
4th Down: Made/Att	2/4	4/8
4th Down Pct.	50.0	50.0
POSSESSION AVG.	29:25	30:35
TOTAL NET YARDS	2847	2542
Avg. Per Game	474.5	423.7
Total Plays	411	385
Avg. Per Play	6.9	6.6
NET YARDS RUSHING	744	609
Avg. Per Game	124.0	101.5
Total Rushes	163	140
NET YARDS PASSING	2103	1933
Avg. Per Game	350.5	322.2
Sacked/Yards Lost	11/60	10/57
Gross Yards	2163	1990
Att./Completions	237/160	235/154
Completion Pct.	67.5	65.5
Had Intercepted	8	8
PUNTS/AVERAGE	18/45.8	25/49.0
NET PUNTING AVG.	18/39.7	25/40.8
PENALTIES/YARDS	39/353	50/432
FUMBLES/BALL LOST	3/2	5/3
TOUCHDOWNS	22	16
Rushing	6	5
Passing	16	10
Returns	0	1

* SCORE BY PERIODS	Q1	Q2	Q3	Q4	OT	PTS
TEAM	45	50	38	52	0	185
OPPONENTS	20	31	30	54	0	135

* SCORING	T	D	Ru	Pa	Rt	K-PAT	FG	S	PTS
Gostkowski	0	0	0	0	21/21	10/11	0	51	
Welker	6	0	6	0			0	36	
Green-Ellis	5	5	0	0			0	30	
R. Gronkowski	5	0	5	0			0	30	
Hernandez	3	0	3	0			0	18	
Branch	2	0	2	0			0	12	
Ridley	1	1	0	0			0	6	
Woodhead	0	0	0	0			0	2	
TEAM	22	6	16	0	21/21	10/11	0	185	
OPPONENTS	16	5	10	1	15/15	8/ 8	0	135	

2-Pt Conv: Woodhead, TM 1-1, OPP 0-1
 SACKS: Anderson 3.5, A. Carter 2.5,
 Ninkovich 1.5, Chung 1, Pryor 0.5,
 Wilfork 0.5, Wright 0.5, TM 10, OPP 11
 FUM/LOST: Hernandez 1/1, Slater 1/1,
 Welker 1/0

* RUSHING	No.	Yds	Avg	Long	TD
Green-Ellis	91	391	4.3	16t	5
Ridley	28	180	6.4	33t	1
Woodhead	30	122	4.1	12	0
Brady	10	30	3.0	8	0
Welker	1	19	19.0	19	0
Edelman	3	2	0.7	5	0
TEAM	163	744	4.6	33t	6
OPPONENTS	140	609	4.4	41	5

* RECEIVING	No.	Yds	Avg	Long	TD
Welker	51	785	15.4	99t	6
R. Gronkowski	29	401	13.8	30	5
Hernandez	27	289	10.7	30	3
Branch	26	369	14.2	45	2
Ochocinco	9	136	15.1	30	0
Woodhead	8	63	7.9	13	0
Green-Ellis	4	38	9.5	13	0
Edelman	3	25	8.3	11	0
Ridley	2	11	5.5	8	0
Slater	1	46	46.0	46	0
TEAM	160	2163	13.5	99t	16
OPPONENTS	154	1990	12.9	58	10

* INTERCEPTIONS	No.	Yds	Avg	Long	TD
Arrington	4	48	12.0	27	0
Wilfork	2	47	23.5	28	0
Brown	1	2	2.0	2	0
Chung	1	0	0.0	0	0
TEAM	8	97	12.1	28	0
OPPONENTS	8	144	18.0	42	1

* PUNTING	No.	Yds	Avg	Net	TB	In	Lg	B
Mesko	18	825	45.8	39.7	2	8	57	0
TEAM	18	825	45.8	39.7	2	8	57	0
OPPONENTS	25	1225	49.0	40.8	1	8	64	0

* PUNT RETURNS	Ret	FC	Yds	Avg	Long	TD
Edelman	9	1	105	11.7	18	0
Welker	7	1	81	11.6	25	0
TEAM	16	2	186	11.6	25	0
OPPONENTS	10	2	70	7.0	18	0

* KICKOFF RETURNS	No.	Yds	Avg	Long	TD
Edelman	9	214	23.8	37	0
Ridley	7	152	21.7	32	0
Slater	2	44	22.0	22	0
R. Gronkowski	1	11	11.0	11	0
Ninkovich	1	10	10.0	10	0
TEAM	20	431	21.6	37	0
OPPONENTS	21	508	24.2	88	0

* FIELD GOALS	1-19	20-29	30-39	40-49	50+
Gostkowski	0/ 0	6/ 6	1/ 1	3/ 4	0/0
TEAM	0/ 0	6/ 6	1/ 1	3/ 4	0/0
OPPONENTS	0/ 0	6/ 6	0/ 0	2/ 2	0/0

Gostkowski: (48N,20G) (22G,47G) (23G) (44G) (44G,
 24G,28G) (31G,26G)
 OPP: (20G) () (42G,28G) (28G,26G) () (48G,22G,26G)

* PASSING	Att	Cmp	Yds	Cmp%	Yds/Att	TD	TD%	Int	Int%	Long	Sack/Lost	Rating
Brady	237	160	2163	67.5	9.13	16	6.8	8	3.4	99t	11/ 60	104.8
TEAM	237	160	2163	67.5	9.13	16	6.8	8	3.4	99t	11/ 60	104.8
OPPONENTS	235	154	1990	65.5	8.47	10	4.3	8	3.4	58	10/ 57	92.0



2011 DEFENSIVE STATISTICS

Tackle Statistics based on Coaches Film Review

PLAYER Name	TACKLES			SACKS			INTERCEPTIONS				FUMBLES				SP. TEAMS				
	TT	UT	A	S/	Yds	QH	Int/	Yds	TD	PD	FF	FR/	Yds	TD	TT	UT	A	FF	FR
Devin McCourty	41	32	9	0.0	0.0	0	0	0	0	3	0	0	0	0	2	2	0	0	0
Patrick Chung	38	23	15	1.0	3.0	1	1	0	0	2	0	0	0	0	1	1	0	0	0
Kyle Arrington	30	19	11	0.0	0.0	0	4	48	0	6	0	0	0	0	4	3	1	0	0
Jerod Mayo	29	21	8	0.0	0.0	0	0	0	0	0	1	0	0	0	0	0	0	0	0
Brandon Spikes	28	20	8	0.0	0.0	1	0	0	0	0	0	0	0	0	0	0	0	0	0
Gary Guyton	28	21	7	0.0	0.0	0	0	0	0	0	0	0	0	0	0	0	0	0	0
Vince Wilfork	25	11	14	0.5	4.5	3	2	47	0	3	1	0	0	0	0	0	0	0	0
Andre Carter	24	17	7	2.5	21.0	4	0	0	0	0	0	0	0	0	0	0	0	0	0
Sergio Brown	21	18	3	0.0	0.0	0	1	2	0	1	0	0	0	0	3	2	1	0	0
Rob Ninkovich	18	12	6	1.5	0.0	3	0	0	0	1	0	1	0	0	0	0	0	0	0
Kyle Love	17	13	4	0.0	0.0	0	0	0	0	0	0	1	0	0	0	0	0	0	0
James Ihedigbo	17	8	9	0.0	0.0	0	0	0	0	0	0	0	0	0	3	2	1	0	0
Leigh Bodden	16	14	2	0.0	0.0	0	0	0	0	4	0	0	0	0	0	0	0	0	0
Josh Barrett	12	9	3	0.0	0.0	0	0	0	0	0	0	0	0	0	1	1	0	0	0
Dane Fletcher	9	7	2	0.0	0.0	4	0	0	0	0	0	0	0	0	3	3	0	0	0
Mark Anderson	8	6	2	3.5	20.0	5	0	0	0	0	1	0	0	0	0	0	0	0	0
Shaun Ellis	8	5	3	0.0	0.0	1	0	0	0	0	0	0	0	0	0	0	0	0	0
Antwaun Molden	5	4	1	0.0	0.0	0	0	0	0	0	0	0	0	0	5	3	2	0	0
Albert Haynesworth	5	3	2	0.0	0.0	2	0	0	0	0	0	0	0	0	0	0	0	0	0
Gerard Warren	4	4	0	0.0	0.0	1	0	0	0	0	0	1	0	0	0	0	0	0	0
Myron Pryor	3	2	1	0.5	4.5	3	0	0	0	0	0	0	0	0	0	0	0	0	0
Ras-I Dowling	3	2	1	0.0	0.0	0	0	0	0	0	0	0	0	0	0	0	0	0	0
A.J. Edds	2	1	1	0.0	0.0	0	0	0	0	0	0	0	0	0	0	0	0	0	0
Mike Wright	1	0	1	0.5	4.0	1	0	0	0	0	0	0	0	0	0	0	0	0	0
Jermaine Cunningham	1	0	1	0.0	0.0	0	0	0	0	0	0	0	0	0	0	0	0	0	0
Tracy White	1	1	0	0.0	0.0	0	0	0	0	0	0	0	0	0	5	4	1	0	0
Stephen Gostkowski	0	0	0	0.0	0.0	0	0	0	0	0	0	0	0	0	2	1	1	0	0
Jeff Tarpinian	0	0	0	0.0	0.0	0	0	0	0	0	0	0	0	0	3	2	1	0	0
Zoltan Mesko	0	0	0	0.0	0.0	0	0	0	0	0	0	0	0	0	1	0	1	0	0
Matthew Slater	0	0	0	0.0	0.0	0	0	0	0	0	0	0	0	0	6	5	1	0	0
Danny Woodhead	0	0	0	0.0	0.0	0	0	0	0	0	0	0	0	0	1	0	1	0	0
Ross Ventrone	0	0	0	0.0	0.0	0	0	0	0	0	0	0	0	0	1	1	0	0	0
Shane Vereen	0	0	0	0.0	0.0	0	0	0	0	0	0	0	0	0	1	0	1	0	0
BenJarvus Green-Ellis	0	0	0	0.0	0.0	0	0	0	0	0	0	0	0	0	1	1	0	0	0
Danny Aiken	0	0	0	0.0	0.0	0	0	0	0	0	0	0	0	0	2	2	0	0	0
	394	273	121	10.0	57.0	29	8	97	0	20	3	3	0	0	45	33	12	0	0

FUMBLES - LOST (1-0)				
No.	Lost	Own		O.B.
		Rec		
Aaron Hernandez	1	1	0	0
Matthew Slater	1	1	0	0
Wes Welker	1	0	0	0
Antwaun Molden	0	0	1	0
	3	2	1	0

KEY	
TT-Total Tackles	Int/Yds-Interceptions/Yards Returned
UT-Unassisted Tackles	PD-Passes Defensed
A-Assisted Tackles	FF-Forced Fumbles

MISC. OFFENSIVE STATS				
	Tkl	Ast	FF	FR
Deion Branch	2	0	0	0
Rob Gronkowski	1	0	0	0
Matt Light	1	1	0	0
Nate Solder	1	0	0	0
Wes Welker	0	1	0	0
Danny Woodhead	2	0	0	0
	7	2	0	0

BLOCKED KICKS		
XP	FG	P
Totals		



2011 New England Patriots Roster

AS OF OCTOBER 25, 2011

ALPHABETICAL ROSTER

#	NAME	POS	HT	WT	BORN	YR	COLLEGE	H.S. HOMETOWN
26	Adams, Phillip	DB	5-11	192	7/20/1988	2	South Carolina State	Rock Hill, S.C.
48	Aiken, Danny	LS	6-4	252	8/28/1988	R	Virginia	Roanoke, Va.
95	Anderson, Mark	DE	6-4	255	5/26/1983	6	Alabama	Tulsa, Okla.
24	Arrington, Kyle	CB	5-10	196	8/12/1986	3	Hofstra	Accokeek, Md.
30	Barrett, Josh	S	6-2	225	11/22/1984	4	Arizona State	Reno, Nev.
23	Bodden, Leigh	CB	6-1	193	9/24/1981	9	Duquesne	Hyattsville, Md.
12	Brady, Tom	QB	6-4	225	8/3/1977	12	Michigan	San Mateo, Calif.
84	Branch, Deion	WR	5-9	195	7/18/1979	10	Louisville	Albany, Ga.
31	Brown, Sergio	S	6-2	210	5/22/1988	2	Notre Dame	Maywood, Ill.
93	Carter, Andre	DE	6-4	255	5/12/1979	11	California	San Jose, Calif.
25	Chung, Patrick	S	5-11	212	8/19/1987	3	Oregon	Rancho Cucamonga, Calif.
63	Connolly, Dan	OL	6-4	313	9/2/1982	6	Southeast Missouri St.	St. Louis, Mo.
96	Cunningham, Jermaine	LB	6-3	260	4/24/1988	2	Florida	Stone Mountain, Ga.
21	Dowling, Ras-I	CB	6-1	198	5/9/1988	R	Virginia	Chesapeake, Va.
11	Edelman, Julian	WR	5-10	198	5/22/1986	3	Kent State	Redwood City, Calif.
94	Ellis, Shaun	DE	6-5	290	6/24/1977	12	Tennessee	Anderson, S.C.
52	Fletcher, Dane	LB	6-2	244	9/14/1986	2	Montana State	Bozeman, Montana
3	Gostkowski, Stephen	K	6-1	215	1/28/1984	6	Memphis	Madison, Miss.
42	Green-Ellis, BenJarvus	RB	5-11	215	7/2/1985	4	Mississippi	New Orleans, La.
82	Gronkowski, Dan	TE	6-5	225	1/21/1985	3	Maryland	Williamsville, N.Y.
87	Gronkowski, Rob	TE	6-6	265	5/14/1989	2	Arizona	Pittsburgh, Pa.
59	Guyton, Gary	LB	6-3	245	11/14/1985	4	Georgia Tech	Hinesville, Ga.
92	Haynesworth, Albert	DL	6-6	350	6/17/1981	10	Tennessee	Hartsville, S.C.
81	Hernandez, Aaron	TE	6-1	245	11/6/1989	2	Florida	Bristol, Conn.
8	Hoyer, Brian	QB	6-2	215	10/13/1985	3	Michigan State	North Olmsted, Ohio
44	Ihedigbo, James	S	6-1	215	12/3/1983	5	Massachusetts	Northampton, Mass.
72	Light, Matt	T	6-4	305	6/23/1978	11	Purdue	Greenville, Ohio
74	Love, Kyle	DL	6-1	310	11/18/1986	2	Mississippi State	Fairburn, Ga.
15	Mallett, Ryan	QB	6-6	238	6/5/1988	R	Arkansas	Texarkana, Texas
70	Mankins, Logan	G	6-4	310	3/10/1982	7	Fresno State	Catheys Valley, Calif.
51	Mayo, Jerod	LB	6-1	245	2/23/1986	4	Tennessee	Hampton, Va.
32	McCourtly, Devin	CB	5-10	193	8/13/1987	2	Rutgers	Montvale, N.J.
14	Mesko, Zoltan	P	6-5	231	3/16/1986	2	Michigan	Twinsburg, Ohio
27	Molden, Antwaun	CB	6-1	198	1/23/1985	4	Eastern Kentucky	Cleveland, Ohio
50	Ninkovich, Rob	LB	6-2	255	2/1/1984	6	Purdue	Blue Island, Ill.
85	Ochocinco, Chad	WR	6-1	192	1/9/1978	11	Oregon State	Miami, Fla.
17	Price, Taylor	WR	6-0	205	10/8/1987	2	Ohio	Hilliard, Ohio
22	Ridley, Stevan	RB	5-11	225	1/27/1989	R	Louisiana State	Natchez, Miss.
18	Slater, Matthew	WR	6-0	200	9/9/1985	4	UCLA	Anaheim, Calif.
77	Solder, Nate	T	6-8	319	4/12/1988	R	Colorado	Buena Vista, Co.
55	Spikes, Brandon	LB	6-2	250	9/3/1987	2	Florida	Shelby, N.C.
53	Tarpinian, Jeff	LB	6-3	238	10/16/1987	R	Iowa	Omaha, Neb.
64	Thomas, Donald	OL	6-4	310	9/25/1985	4	Connecticut	New Haven, Conn.
35	Ventrone, Ross	S	5-9	190	9/27/1986	1	Villanova	Pittsburgh, Pa.
34	Vereen, Shane	RB	5-9	205	5/2/1989	R	California	Valencia, Calif.
76	Vollmer, Sebastian	T	6-8	315	7/10/1984	3	Houston	Kaarst, Germany
98	Warren, Gerard	DL	6-4	325	7/25/1978	10	Florida	Lake Butler, Fla.
54	Waters, Brian	G	6-3	320	2/18/1877	12	North Texas	Waxahachie, Texas
83	Welker, Wes	WR	5-9	185	5/1/1981	8	Texas Tech	Oklahoma City, Okla.
62	Wendell, Ryan	C	6-2	290	3/4/1986	3	Fresno State	Diamond Bar, Calif.
58	White, Tracy	LB	6-0	230	4/14/1981	9	Howard	St. Stephen, S.C.
75	Wilfork, Vince	NT	6-2	325	11/4/1981	8	Miami (Fla.)	Boynton Beach, Fla.
39	Woodhead, Danny	RB	5-8	195	1/25/1985	4	Chadron State	North Platte, Ne.

NUMERICAL ROSTER

#	NAME	POS
3	Stephen Gostkowski	K
8	Brian Hoyer	QB
11	Julian Edelman	WR
12	Tom Brady	QB
14	Zoltan Mesko	P
15	Ryan Mallett	QB
17	Taylor Price	WR
18	Matthew Slater	WR
21	Ras-I Dowling	CB
22	Stevan Ridley	RB
23	Leigh Bodden	CB
24	Kyle Arrington	CB
25	Patrick Chung	S
26	Phillip Adams	DB
27	Antwaun Molden	CB
30	Josh Barrett	S
31	Sergio Brown	S
32	Devin McCourtly	CB
34	Shane Vereen	RB
35	Ross Ventrone	S
39	Danny Woodhead	RB
42	BenJarvus Green-Ellis	RB
44	James Ihedigbo	S
48	Danny Aiken	LS
50	Rob Ninkovich	LB
51	Jerod Mayo	LB
52	Dane Fletcher	LB
53	Jeff Tarpinian	LB
54	Brian Waters	G
55	Brandon Spikes	LB
58	Tracy White	LB
59	Gary Guyton	LB
62	Ryan Wendell	C
63	Dan Connolly	OL
64	Donald Thomas	OL
70	Logan Mankins	G
72	Matt Light	T
74	Kyle Love	DL
75	Vince Wilfork	NT
76	Sebastian Vollmer	T
77	Nate Solder	T
81	Aaron Hernandez	TE
82	Dan Gronkowski	TE
83	Wes Welker	WR
84	Deion Branch	WR
85	Chad Ochocinco	WR
87	Rob Gronkowski	TE
92	Albert Haynesworth	DL
93	Andre Carter	DE
94	Shaun Ellis	DE
95	Mark Anderson	DE
96	Jermaine Cunningham	LB
98	Gerard Warren	DL

PRACTICE SQUAD

#	NAME	POS	HT	WT	BORN	YR	COLLEGE	H.S. HOMETOWN
49	Carter, Markell	LB	6-4	248	12/21/1989	R	Central Arkansas	Bartlesville, Okla.
68	Kopa, Matt	OL	6-6	303	2/25/1987	2	Stanford	Elk Grove, Calif.
65	McDonald, Nick	OL	6-4	316	6/27/1987	2	Grand Valley State	Salinas, Calif.
45	Mills, Garrett	TE	6-1	235	10/12/1983	6	Tulsa	Tulsa, Okla.
29	Moore, Sterling	DB	5-10	205	2/3/1990	R	Southern Methodist	Antioch, Calif.
69	Silvestro, Alex	DE	6-3	267	11/15/1988	R	Rutgers	Gibbstown, N.J.
28	Victorian, Josh	DB	5-10	190	7/10/1988	R	Louisiana Tech	New Orleans, La.
66	Welch, Thomas	OL	6-7	310	6/19/1987	1	Vanderbilt	Brentwood, Tenn.

RESERVE/INJURED LIST

#	NAME	POS	HT	WT	BORN	YR	COLLEGE	H.S. HOMETOWN
47	Cox, Christian	LB	6-3	250	12/11/1985	R	Utah	Bountiful, Utah
69	Hix, Kyle	OL	6-7	325	9/23/1988	R	Texas	Aledo, Tex.
67	Koppen, Dan	C	6-2	296	9/12/1979	9	Boston College	Whitehall, Pa.
26	Lockett, Bret	DB	6-1	220	10/7/1986	3	UCLA	Diamond Bar, Calif.
60	Ohrnberger, Rich	OL	6-2	300	2/14/1986	3	Penn State	East Meadow, N.Y.
91	Pryor, Myron	DL	6-1	310	6/13/1986	3	Kentucky	Louisville, Ky.
99	Wright, Mike	DL	6-4	295	3/1/1982	7	Cincinnati	Cincinnati, Ohio

RESERVE/P.U.P. LIST

#	NAME	POS	HT	WT	BORN	YR	COLLEGE	H.S. HOMETOWN
97	Brace, Ron	DL	6-3	330	12/18/1986	3	Boston College	Worcester, Mass.
71	Deaderick, Brandon	DL	6-4	305	8/19/1987	2	Alabama	Elizabethtown, Ky.
33	Faulk, Kevin	RB	5-8	202	6/5/1976	13	Louisiana State	Carencro, La.

RESERVE/N.F.I. LIST

#	NAME	POS	HT	WT	BORN	YR	COLLEGE	H.S. HOMETOWN
61	Cannon, Marcus	OL	6-5	358	5/6/1988	R	Texas Christian	Odessa, Texas

RESERVE/MILITARY LIST

#	NAME	POS	HT	WT	BORN	YR	COLLEGE	H.S. HOMETOWN
15	White, Shun	WR	5-8	195	12/9/1985	1	Navy	Memphis, Tenn.

HEAD COACH: BILL BELICHICK

ASSISTANTS: Josh Boyer, Defensive Backs; Moses Cabrera, Assistant Strength and Conditioning; Ivan Fears, Running Backs; Brian Ferentz, Tight Ends; Brian Flores, Defensive Assistant; George Godsey, Offensive Assistant; Patrick Graham, Linebackers; Pepper Johnson, Defensive Line; Harold Nash, Head Strength and Conditioning; Bill O'Brien, Offensive Coordinator/Quarterbacks; Scott O'Brien, Special Teams; Chad O'Shea, Receivers; Matt Patricia, Safeties; Dante Scarnecchia, Assistant Head Coach/Offensive Line

PRACTICE SQUAD

#	NAME	POS
28	Josh Victorian	DB
29	Sterling Moore	DB
45	Garrett Mills	TE
49	Markell Carter	LB
65	Nick McDonald	OL
66	Thomas Welch	OL
68	Matt Kopa	OL
69	Alex Silvestro	DE

RESERVE/INJURED LIST

#	NAME	POS
26	Bret Lockett	DB
47	Christian Cox	LB
60	Rich Ohrnberger	OL
67	Dan Koppen	C
69	Kyle Hix	OL
91	Myron Pryor	DL
99	Mike Wright	DL

RESERVE/P.U.P. LIST

#	NAME	POS
33	Kevin Faulk	RB
71	Brandon Deaderick	DL
97	Ron Brace	DL

RESERVE/N.F.I. LIST

#	NAME	POS
61	Marcus Cannon	OL

RESERVE/MILITARY LIST

#	NAME	POS
15	Shun White	WR



2011 Numerical Roster

October 25, 2011

3	Stephen Gostkowski	K	6-1	215	27	6	Memphis	D4b-06
8	Brian Hoyer	QB	6-2	215	26	3	Michigan State	FA-09
11	Julian Edelman	WR	5-10	198	25	3	Kent State	D7a-09
12	Tom Brady	QB	6-4	225	34	12	Michigan	D6b-00
14	Zoltan Mesko	P	6-5	231	25	2	Michigan	D5-10
15	Ryan Mallett	QB	6-6	238	23	R	Arkansas	D3b-11
17	Taylor Price	WR	6-0	205	24	2	Ohio	D3-10
18	Matthew Slater	WR	6-0	200	26	4	UCLA	D5-08
21	Ras-I Dowling	CB	6-1	198	23	R	Virginia	D2a-11
22	Stevan Ridley	RB	5-11	225	22	R	Louisiana State	D3a-11
23	Leigh Bodden	CB	6-1	193	30	9	Duquesne	FA(DET)-09
24	Kyle Arrington	CB	5-10	196	25	3	Hofstra	FA-09
25	Patrick Chung	S	5-11	212	24	3	Oregon	D2a-09
26	Phillip Adams	DB	5-11	192	23	2	South Carolina State	FA-11
27	Antwaun Molden	CB	6-1	198	26	4	Eastern Kentucky	CW(HOU)-11
30	Josh Barrett	S	6-2	225	26	4	Arizona State	CW(DEN)-10
31	Sergio Brown	S	6-2	210	23	2	Notre Dame	FA-10
32	Devin McCourty	CB	5-10	193	24	2	Rutgers	D1-10
34	Shane Vereen	RB	5-9	205	22	R	California	D2b-11
35	Ross Ventrone	DB	5-8	190	25	1	Villanova	FA-11
39	Danny Woodhead	RB	5-8	195	26	4	Chadron State	FA-10
42	BenJarvus Green-Ellis	RB	5-11	215	26	4	Mississippi	FA-08
44	James Ihedigbo	S	6-1	214	27	5	Massachusetts	FA-11
48	Danny Aiken	LS	6-4	252	23	R	Virginia	CW(BUF)-11
50	Rob Ninkovich	LB	6-2	255	27	6	Purdue	FA-09
51	Jerod Mayo	LB	6-1	245	25	4	Tennessee	D1-08
52	Dane Fletcher	LB	6-2	244	25	2	Montana State	FA-10
53	Jeff Tarpinian	LB	6-3	238	24	R	Iowa	FA-11
54	Brian Waters	G	6-3	320	34	12	North Texas	FA-11
55	Brandon Spikes	LB	6-2	250	24	2	Florida	D2c-10
58	Tracy White	LB	6-0	230	30	9	Howard	TR(PHI)-10
59	Gary Guyton	LB	6-3	245	25	4	Georgia Tech	FA-08
62	Ryan Wendell	C	6-2	290	25	3	Fresno State	FA-08
63	Dan Connolly	OL	6-4	313	29	6	Southeast Missouri St.	FA(JAX)-08
64	Donald Thomas	OL	6-4	310	26	4	Connecticut	FA-11
70	Logan Mankins	G	6-4	310	29	7	Fresno State	D1-05
72	Matt Light	T	6-4	305	33	11	Purdue	D2-01
74	Kyle Love	DL	6-1	310	24	2	Mississippi State	FA-10
75	Vince Wilfork	NT	6-2	325	29	8	Miami (Fla.)	D1a-04
76	Sebastian Vollmer	T	6-8	315	27	3	Houston	D2d-09
77	Nate Solder	T	6-8	319	23	R	Colorado	D1-11
81	Aaron Hernandez	TE	6-1	245	21	2	Florida	D4-10
82	Dan Gronkowski	TE	6-5	225	26	3	Maryland	FA-11
83	Wes Welker	WR	5-9	185	30	8	Texas Tech	TR(MIA)-07
84	Deion Branch	WR	5-9	195	32	10	Louisville	TR(SEA)-10
85	Chad Ochocinco	WR	6-1	192	33	11	Oregon State	TR(CIN)-11
87	Rob Gronkowski	TE	6-6	265	22	2	Arizona	D2a-10
92	Albert Haynesworth	DL	6-6	350	30	10	Tennessee	TR(WAS)-11
93	Andre Carter	DE	6-4	255	32	11	California	FA-11
94	Shaun Ellis	DE	6-5	290	34	12	Tennessee	FA-11
95	Mark Anderson	DE	6-4	255	28	6	Alabama	FA-11
96	Jermaine Cunningham	LB	6-3	260	23	2	Florida	D2b-10
98	Gerard Warren	DL	6-4	325	33	10	Florida	FA-11

PRACTICE SQUAD

#	NAME	POS	HT	WT	AGE	YR	COLLEGE	HOW ACQ.
28	Josh Victorian	DB	5-10	190	23	R	Louisiana Tech	FA-11
29	Moore, Sterling	DB	5-10	205	21	R	Southern Methodist	FA-11
45	Garrett Mills	TE	6-1	235	28	6	Tulsa	FA-11
49	Markell Carter	LB	6-4	248	21	R	Central Arkansas	D6-11
65	Nick McDonald	OL	6-4	316	24	2	Grand Valley State	FA-11
66	Thomas Welch	OL	6-7	310	24	1	Vanderbilt	FA-11
68	Matt Kopa	OL	6-6	303	24	2	Stanford	FA-10
69	Alex Silvestro	DE	6-3	267	22	R	Rutgers	FA-11

RESERVE/INJURED LIST

#	NAME	POS	HT	WT	AGE	YR	COLLEGE	INJURY (IR date)
26	Bret Lockett	DB	6-1	220	25	3	UCLA	groin (8/23/11)
47	Christian Cox	LB	6-3	250	25	R	Utah	neck (8/19/11)
60	Rich Ohrnberger	OL	6-2	300	25	3	Penn State	(9/3/11)
67	Dan Koppen	C	6-2	296	32	9	Boston College	leg (9/21/11)
69	Kyle Hix	OL	6-7	325	23	R	Texas	shoulder (8/7/11)
91	Myron Pryor	DL	6-1	310	25	3	Kentucky	shoulder (9/21/11)
99	Mike Wright	DL	6-4	295	29	7	Cincinnati	concussion (10/13/11)

RESERVE/P.U.P LIST

#	NAME	POS	HT	WT	AGE	YR	COLLEGE	DATE
33	Kevin Faulk	RB	5-8	202	35	13	Louisiana State	(9/3/11)
71	Brandon Deaderick	DL	6-4	305	24	2	Alabama	(9/3/11)
97	Ron Brace	DL	6-3	330	24	3	Boston College	(9/3/11)

RESERVE/N.F.I. List

#	NAME	POS	HT	WT	AGE	YR	COLLEGE	DATE
61	Marcus Cannon	OL	6-5	358	23	R	Texas Christian	(9/3/2011)

RESERVE/MILITARY LIST

#	NAME	POS	HT	WT	AGE	YR	COLLEGE	DATE
15	Shun White	WR	5-8	195	25	1	Navy	(8/17/09)



2011 Positional Roster

October 25, 2011

DEFENSE (26)

#	NAME	POS	HT	WT	BORN	YR	COLLEGE	H.S. HOMETOWN
DEFENSIVE LINE (7)								
95	Anderson, Mark	DE	6-4	255	3/26/1983	6	Alabama	Tulsa, Okla.
93	Carter, Andre	DE	6-4	255	5/12/1979	11	California	San Jose, Calif.
94	Ellis, Shaun	DE	6-5	290	6/24/1977	12	Tennessee	Anderson, S.C.
92	Haynesworth, Albert	DL	6-6	350	6/17/1981	10	Tennessee	Hartsville, S.C.
74	Love, Kyle	DL	6-1	310	11/18/1986	2	Mississippi State	Fairburn, Ga.
98	Warren, Gerard	DL	6-4	325	7/25/1978	10	Florida	Lake Butler, Fla.
75	Wilfork, Vince	NT	6-2	325	11/4/1981	8	Miami (Fla.)	Boynton Beach, Fla.
LINEBACKER (8)								
96	Cunningham, Jermaine	LB	6-3	260	4/24/1988	2	Florida	Stone Mountain, Ga.
52	Fletcher, Dane	LB	6-2	244	9/14/1986	2	Montana State	Bozeman, Montana
59	Guyton, Gary	LB	6-3	245	11/14/1985	4	Georgia Tech	Hinesville, Ga.
51	Mayo, Jerod	LB	6-1	245	2/23/1986	4	Tennessee	Hampton, Va.
50	Ninkovich, Rob	LB	6-2	255	2/1/1984	6	Purdue	Blue Island, Ill.
55	Spikes, Brandon	LB	6-2	250	9/3/1987	2	Florida	Shelby, N.C.
53	Tarpinian, Jeff	LB	6-3	238	10/16/1987	R	Iowa	Omaha, Neb.
58	White, Tracy	LB	6-0	230	4/14/1981	9	Howard	St. Stephen, S.C.
DEFENSIVE BACK (11)								
26	Adams, Phillip	DB	5-11	192	7/20/1988	2	South Carolina State	Rock Hill, S.C.
24	Arrington, Kyle	CB	5-10	196	8/12/1986	3	Hofstra	Accokeek, Md.
30	Barrett, Josh	S	6-2	225	11/22/1984	4	Arizona State	Reno, Nev.
23	Bodden, Leigh	CB	6-1	193	9/24/1981	9	Duquesne	Hyattsville, Md.
31	Brown, Sergio	S	6-2	210	5/22/1988	2	Notre Dame	Maywood, Ill.
25	Chung, Patrick	S	5-11	212	8/19/1987	3	Oregon	Rancho Cucamonga, Calif.
21	Dowling, Ros-I	CB	6-1	198	5/9/1988	R	Virginia	Chesapeake, Va.
44	Ihedigbo, James	S	6-1	214	12/3/1983	5	Massachusetts	Northampton, Mass.
32	McCourty, Devin	CB	5-10	193	8/13/1987	2	Rutgers	Montvale, N.J.
27	Molden, Antwaun	CB	6-1	198	1/23/1985	4	Eastern Kentucky	Cleveland, Ohio
35	Ventrone, Ross	S	5-9	190	9/27/1986	1	Villanova	Pittsburgh, Pa.

OFFENSE (24)

#	NAME	POS	HT	WT	BORN	YR	COLLEGE	H.S. HOMETOWN
OFFENSIVE LINE (8)								
63	Connolly, Dan	OL	6-4	313	9/2/1982	6	Southeast Missouri St.	St. Louis, Mo.
72	Light, Matt	T	6-4	305	6/23/1978	11	Purdue	Greenville, Ohio
70	Mankins, Logan	G	6-4	310	3/10/1982	7	Fresno State	Catheys Valley, Calif.
77	Solder, Nate	T	6-8	319	4/12/1988	R	Colorado	Buena Vista, Co.
64	Thomas, Donald	OL	6-4	310	9/25/1985	4	Connecticut	New Haven, Conn.
76	Vollmer, Sebastian	T	6-8	315	7/10/1984	3	Houston	Kaarst, Germany
54	Waters, Brian	G	6-3	320	2/18/1977	12	North Texas	Waxahachie, Texas
62	Wendell, Ryan	C	6-2	290	3/4/1986	3	Fresno State	Diamond Bar, Calif.
QUARTERBACK (3)								
12	Brady, Tom	QB	6-4	225	8/3/1977	12	Michigan	San Mateo, Calif.
8	Hoyer, Brian	QB	6-2	215	10/13/1985	3	Michigan State	North Olmsted, Ohio
15	Mallett, Ryan	QB	6-6	238	6/5/1988	R	Arkansas	Texarkana, Texas
WIDE RECEIVER (6)								
84	Branch, Deion	WR	5-9	195	7/18/1979	10	Louisville	Albany, Ga.
11	Edelman, Julian	WR	5-10	198	5/22/1986	3	Kent State	Redwood City, Calif.
17	Price, Taylor	WR	6-0	205	10/8/1987	2	Ohio	Hilliard, Ohio
85	Ochocinco, Chad	WR	6-1	192	1/9/1978	11	Oregon State	Miami, Fla.
18	Slater, Matthew	WR	6-0	200	9/9/1985	4	UCLA	Anaheim, Calif.
83	Welker, Wes	WR	5-9	185	5/1/1981	8	Texas Tech	Oklahoma City, Okla.
RUNNING BACK (4)								
42	Green-Ellis, BenJarvus	RB	5-11	215	7/2/1985	4	Mississippi	New Orleans, La.
22	Ridley, Stevan	RB	5-11	225	1/27/1989	R	Louisiana State	Natchez, Miss.
34	Vereen, Shane	RB	5-9	205	5/2/1989	R	California	Valencia, Calif.
39	Woodhead, Danny	RB	5-8	195	1/25/1985	4	Chadron State	North Platte, Ne.
TIGHT END (3)								
82	Gronkowski, Dan	TE	6-5	225	1/21/1985	3	Maryland	Williamsville, N.Y.
87	Gronkowski, Rob	TE	6-6	265	5/14/1989	2	Arizona	Pittsburgh, Pa.
81	Hernandez, Aaron	TE	6-1	245	11/6/1989	2	Florida	Bristol, Conn.

SPECIALISTS (3)

#	NAME	POS	HT	WT	BORN	YR	COLLEGE	H.S. HOMETOWN
SPECIALISTS (3)								
48	Aiken, Danny	LS	6-4	252	8/28/1988	R	Virginia	Roanoke, Va.
3	Gostkowski, Stephen	K	6-1	215	1/28/1984	6	Memphis	Madison, Miss.
14	Mesko, Zoltan	P	6-5	231	3/16/1986	2	Michigan	Twinsburg, Ohio

RESERVE/INJURED (7)

#	NAME	POS	HT	WT	BORN	YR	COLLEGE	H.S. HOMETOWN
RESERVE/INJURED (7)								
47	Cox, Christian	LB	6-3	250	12/11/1985	R	Utah	Bountiful, Utah
69	Hix, Kyle	OL	6-7	325	9/23/1988	R	Texas	Aledo, Texas
67	Koppen, Dan	C	6-2	296	9/12/1979	9	Boston College	Whitehall, Pa.
26	Lockett, Brett	DB	6-1	220	10/7/1986	3	UCLA	Diamond Bar, Calif.
60	Ohrberger, Rich	OL	6-2	300	2/14/1986	3	Penn State	East Meadow, N.Y.
91	Pyror, Myron	DL	6-1	310	6/13/1986	3	Kentucky	Louisville, Ky.
99	Wright, Mike	DL	6-4	295	3/1/1982	7	Cincinnati	Cincinnati, Ohio

RESERVE/P.U.P (3)

#	NAME	POS	HT	WT	BORN	YR	COLLEGE	H.S. HOMETOWN
RESERVE/P.U.P (3)								
97	Brace, Ron	DL	6-3	330	12/18/1986	3	Boston College	Worcester, Mass.
71	Deaderick, Brandon	DL	6-4	305	8/19/1987	2	Alabama	Elizabethtown, Ky.
33	Faulk, Kevin	RB	5-8	202	6/5/1976	13	Louisiana State	Carencro, La.

RESERVE/N.F.I. (1)

#	NAME	POS	HT	WT	BORN	YR	COLLEGE	H.S. HOMETOWN
RESERVE/N.F.I. (1)								
61	Cannon, Marcus	OL	6-5	358	5/6/1988	R	Texas Christian	Odessa, Texas

RESERVE/MILITARY (1)

#	NAME	POS	HT	WT	BORN	YR	COLLEGE	H.S. HOMETOWN
RESERVE/MILITARY (1)								
15	White, Shun	WR	5-8	195	12/9/1985	1	Navy	Memphis, Tenn.



How The Patriots Were Built

UPDATED: October 25, 2011

<u>YEAR</u>	<u>DRAFTEES (22)</u>	<u>VETERAN FREE AGENTS (13)</u>	<u>WAIVERS (3) / TRADES (5)</u>	<u>ROOKIE AND FIRST-YEAR FREE AGENTS (10)</u>
2000	Tom Brady (6b)			
2001	Matt Light (2)			
2004	Vince Wilfork (1a)			
2005	Logan Mankins (1)			
2006	Stephen Gostkowski (4b)			
2007			Wes Welker (fa)(tr-MIA)	
2008	Jerod Mayo (1) Matthew Slater (5)	Dan Connolly (fa)(JAX)		BenJarvus Green-Ellis (fa) Gary Guyton (fa)
2009	Patrick Chung (2a) Sebastian Vollmer (2d) Julian Edelman (7a)	Leigh Bodden (fa)(CLE) Rob Ninkovich (5)(NO)		Kyle Arrington (fa) (PHI) Brian Hoyer (fa) Ryan Wendell (fa)
2010	Devin McCourty (1) Rob Gronkowski (2a) Jermaine Cunningham (2b) Brandon Spikes (2c) Taylor Price (3) Aaron Hernandez (4) Zoltan Mesko (5)	Danny Woodhead (fa)(NYJ)	Josh Barrett (7) CW (DEN) Deion Branch (2) (tr-SEA) Tracy White (fa) (tr-PHI)	Sergio Brown (fa) Dane Fletcher (fa) Kyle Love (fa) Ross Ventrone (fa)
2011	Nate Solder (1) Ras-I Dowling (2a) Shane Vereen (2b) Stevan Ridley (3a) Ryan Mallett (3b)	Phillip Adams (7)(SF) Mark Anderson (5)(CHIC) Andre Carter (1)(SF) Shaun Ellis (1)(NYJ) Dan Gronkowski (7)(DET) James Ihedigbo (fa)(NYJ) Donald Thomas (6)(MIA) Gerard Warren (1)(CLE) Brian Waters (fa)(DAL)	Danny Aiken (fa) CW (BUF) Albert Haynesworth (1) (tr-WAS) Chad Ochocinco (2) (tr-CIN) Antwaun Molden (3) CW (HOU)	Jeff Tarpinian (fa)

NOTE: Team in parenthesis is the player's prior team
(#) – indicates round drafted
(fa) – indicates non-drafted free agents

RESERVE/INJURED (7)

Christian Cox (fa)
Kyle Hix (fa)
Dan Koppen (5)
Bret Lockett (CW)
Rich Ohrnberger (4)
Myron Pryor (6b)
Mike Wright (fa)

RESERVE/PUP (3)

Ron Brace (2b)
Brandon Deaderick (7b)
Kevin Faulk (2)

RESERVE/N.F.I. (1)

Marcus Cannon (5a)

RESERVE/MILITARY (1)

Shun White (fa)



2011 Transactions

UPDATED: October 25, 2011

JANUARY, 2011

1/18/2011	Butler, Carson	Signed
1/18/2011	Crompton, Jonathan	Signed
1/18/2011	Farnham, Buddy	Signed
1/18/2011	Favorite, Marlon	Signed
1/18/2011	Jenkins, Darnell	Signed
1/18/2011	Turner, Thad	Signed
1/18/2011	Ventrone, Ross	Signed
1/19/2011	Austin, Thomas	Signed
1/19/2011	Maneri, Steve	Signed

FEBRUARY, 2011

2/14/2011	Mankins, Logan	Designated Franchise Player
-----------	----------------	-----------------------------

MARCH, 2011

3/2/2011	Neal, Setphen	Announced his retirement
3/3/2011	Arrington, Kyle	Tendered contract
3/3/2011	Green-Ellis, BenJarvus	Tendered contract
3/3/2011	Page, Jarrad	Tendered contract
3/4/2011	Stroud, Marcus	Signed

APRIL, 2011

4/28/2011	Solder, Nate	Drafted
4/29/2011	Dowling, Ras-I	Drafted
4/29/2011	Vareen, Shane	Drafted
4/29/2011	Ridley, Stevan	Drafted
4/29/2011	Mallett, Ryan	Drafted
4/30/2011	Canoon, Marcus	Drafted
4/30/2011	Smith, Lee	Drafted
4/30/2011	Carter, Markell	Drafted
4/30/2011	Williams, Malcolm	Drafted

JULY, 2011

7/27/2011	Berry, Mike	Signed
7/27/2011	Coulson, Ryan	Signed
7/27/2011	Hix, Kyle	Signed
7/27/2011	Koepplin, Kyle	Signed
7/27/2011	Lavarias, Aaron	Signed
7/27/2011	Leonard, Anthony	Signed
7/27/2011	Nurse, Clay	Signed
7/27/2011	Ross, Jeremy	Signed
7/27/2011	Silvestro, Alex	Signed
7/27/2011	Tarpinian, Jeff	Signed
7/27/2011	Woods, Corey	Signed
7/27/2011	Yeatman, Will	Signed
7/27/2011	Carter, Markell	Signed/Draft Choice
7/27/2011	Smith, Lee	Signed/Draft Choice
7/27/2011	Barnes, Tyree	Reinstated from Military Reserve
7/27/2011	Kettani, Eric	Reinstated from Military Reserve
7/28/2011	Ridley, Stevan	Signed/Draft Choice
7/28/2011	Williams, Malcolm	Signed/Draft Choice
7/29/2011	Ryan Mallett	Signed/Draft Choice
7/29/2011	Marcus Cannon	Signed/Draft Choice
7/29/2011	Banta-Cain, Tully	Released
7/29/2011	Carter, Tony	Released
7/29/2011	Crumpler, Alge	Released
7/29/2011	Kaczur, Nick	Released
7/29/2011	Stroud, Marcus	Released
7/29/2011	Warren, Ty	Released
7/29/2011	Coulson, Ryan	Released
7/29/2011	Haynesworth, Albert	Acquired via trade (WAS)
7/29/2011	Ochocinco, Chad	Acquired Via trade (CIN)
7/30/2011	Williams, Steve	Signed
7/30/2011	Faulk, Kevin	Signed
7/30/2011	Arrington, Kyle	Signed
7/30/2011	Mankins, Logan	Signed Franchise Tender
7/30/2011	Morris, Sammy	Signed
7/30/2011	McGowan, Brandon	Signed
7/30/2011	White, Tacy	Signed
7/30/2011	Leonard, Anthony	Released

AUGUST, 2011

8/2/2011	Dowling, Ras-I	Signed/Draft Choice
8/2/2011	Vereen, Shane	Signed/Draft Choice
8/2/2011	Crompton, Jonathan	Released
8/2/2011	Cox, Christian	Signed
8/2/2011	Light, Matt	Signed
8/3/2011	Green-Ellis, BenJarvus	Signed
8/3/2011	Morris, Chris	Signed
8/3/2011	Compas, Jonathan	Signed

AUGUST, 2011

8/3/2011	Medlin, Richard	Signed
8/3/2011	Berry, Mike	Released
8/3/2011	Clayton, Thomas	Released
8/4/2011	Solder, Nate	Signed/Draft Choice
8/5/2011	Anderson, Mark	Signed
8/5/2011	Favorite, Marlon	Released
8/7/2011	Turner, Thad	Released
8/7/2011	Hix, Kyle	Placed on Reserve/Injured (shoulder)
8/8/2011	Carter, Andre	Signed
8/8/2011	Ellis, Shaun	Signed
8/8/2011	Warren Gerad	Signed
8/8/2011	McGowan, Brandon	Released
8/10/2011	Wetterer, Mark	Claimed off Waivers (CIN)
8/10/2011	Ventrone, Ross	Released
8/13/2011	Roth, Zach	Signed
8/13/2011	Morris, Chris	Released
8/13/2011	Williams, Steve	Released
8/14/2011	Koutouvides, Niko	Signed
8/19/2011	LeVoi, Mark	Released
8/19/2011	Cox, Christian	Paced on Reserve/Injured (neck)
8/19/2011	Ihedigbo, James	Signed
8/20/2011	Brown, Ricky	Signed
8/21/2011	Mills, Garrett	Signed
8/21/2011	Lockett, Bret	Released
8/21/2011	Roth, Zach	Released
8/22/2011	Lockett, Bret	Placed on Reserve/Injured (groin)
8/24/2011	Berry, Mike	Signed
8/29/2011	Underwood, Tiquan	Signed
8/29/2011	Ventrone, Ross	Signed
8/29/2011	Barnes, Tyree	Released
8/29/2011	Jenkins, Darnell	Released
8/29/2011	Katula, Matt	Released
8/29/2011	Koepplin, Chris	Released
8/29/2011	Mills, Garrett	Released
8/29/2011	Nurse, Clay	Released
8/29/2011	Sanders, James	Released
8/29/2011	Weston, Kade	Released
8/29/2011	Wetterer, Mark	Released
8/29/2011	Wilhite, Jonathan	Released
8/29/2011	Williams, Malcolm	Released
8/30/2011	Dearth, James	Signed
8/30/2011	Murrell, Marques	Released
8/30/2011	Ross, Jeremy	Released

SEPTEMBER, 2011

9/1/2011	Molden, Antwaun	Claimed off Waivers (HOU)
9/2/2011	Brown, Ricky	Released
9/2/2011	Berry, Mike	Released
9/2/2011	Butler, Carson	Released
9/2/2011	Compas, Jonathan	Released
9/2/2011	Farnham, Buddy	Released
9/2/2011	Medlin, Richard	Released
9/2/2011	Richard, Darryl	Released
9/2/2011	Woods, Corey	Released
9/3/2011	Brace, Ron	Placed on Reserve/PUP
9/3/2011	Deaderick, Brandon	Placed on Reserve/PUP
9/3/2011	Faulk, Kevin	Placed on Reserve/PUP
9/3/2011	Cannon, Marcus	Placed on Reserve/N.F.I.
9/3/2011	Ohnberger, Rich	Placed on Reserve/Injured
9/3/2011	Austin, Thomas	Released
9/3/2011	Carter, Markell	Released
9/3/2011	Cohen, Landon	Released
9/3/2011	Kettani, Eric	Released
9/3/2011	Koutouvides, Niko	Released
9/3/2011	Lavarias, Aaron	Released
9/3/2011	Meriweather, Brandon	Released
9/3/2011	Moore, Erci	Released
9/3/2011	Morris, Sammy	Released
9/3/2011	Silvestro, Alex	Released
9/3/2011	Smith, Lee	Released
9/3/2011	Tate, Brandon	Released
9/3/2011	Underwood, Tiquan	Released
9/3/2011	Ventrone, Ross	Released
9/3/2011	Yeatman, Will	Released
9/4/2011	Waters, Brian	Signed
9/4/2011	Dearth, James	Released
9/4/2011	Maneri, Steve	Released
9/4/2011	Aiken, Danny	Claimed off Waivers (BUF)



2011 Transactions

CONTINUED

SEPTEMBER 2011

9/5/2011	Carter, Markell	Signed to the Practice Squad
9/5/2011	Kettani, Eric	Signed to the Practice Squad
9/5/2011	Kopa, Matt	Signed to the Practice Squad
9/5/2011	Lavarius, Aaron	Signed to the Practice Squad
9/5/2011	McDonald, Nick	Signed to the Practice Squad
9/5/2011	Taylor, Kerry	Signed to the Practice Squad
9/5/2011	Ventrone, Ross	Signed to the Practice Squad
9/5/2011	Welch, Thomas	Signed to the Practice Squad
9/7/2011	Edds, A.J.	Claimed off Waivers (MIA)
9/7/2011	Gronkowski, Dan	Signed
9/7/2011	Butler, Darius	Released
9/7/2011	Warren, Gerard	Released
9/12/2011	Welch, Thomas	Signed from the Practice Squad
9/12/2011	Tarpinian, Jeff	Released
9/14/2011	Thomas, Donald	Signed
9/14/2011	Mills, Garrett	Signed to the Practice Squad
9/14/2011	Tarpinian, Jeff	Signed to the Practice Squad
9/14/2011	Lavarias, Aarons	Released from the Practice Squad
9/14/2011	Welch, Thomas	Released
9/15/2011	Welch Thomas	Signed to the Practice Squad
9/15/2011	McDonald, Nick	Released from the Practice Squad
9/16/2011	McDonald, Nick	Signed to the Practice Squad
9/16/2011	Taylor, Kerry	Released from the Practice Squad
9/21/2011	Adams, Phillip	Signed
9/21/2011	Cohen, Landon	Signed
9/21/2011	Koppen, Dan	Placed on Reserve/Injured (leg)
9/21/2011	Pryor, Myron	Placed on Reserve/Injured (shoulder)
9/22/2011	Tarpinian, Jeff	Signed from the Practice Squad
9/22/2011	Edds, A.J.	Released
9/22/2011	Victorian, Josh	Signed to the Practice Squad
9/23/2011	Gronkowski, Dan	Released
9/24/2011	Ventrone, Ross	Signed from the Practice Squad
9/24/2011	Edds, A.J.	Signed to the Practice Squad
9/27/2011	Cohen, Landon	Released
9/28/2011	Warren, Gerard	Signed
9/28/2011	Silvestro, Alex	Signed to the Practice Squad

OCTOBER, 2011

10/1/2011	Welch, Thomas	Signed from the Practice Squad
10/1/2011	Ventrone, Ross	Released
10/4/2011	Ventrone, Ross	Signed to the Practice Squad
10/5/2011	Moore, Sterling	Signed to the Practice Squad
10/5/2011	Victorian, Josh	Released from the Practice Squad
10/7/2011	Victorian, Josh	Signed to the Practice Squad
10/7/2011	Kettani, Eric	Released from the Practice Squad
10/8/2011	Ventrone, Ross	Signed from the Practice Squad
10/8/2011	Adams, Phillip	Released
10/10/2011	Welch, Thomas	Released
10/11/2011	Gronkowski, Dan	Signed
10/12/2011	Welch, Thomas	Signed to the Practice Squad
10/13/2011	Adams, Phillip	Signed
10/13/2011	Wright, Mike	Placed on Reserve/Injured (concussion)
10/14/2011	Harrison, Marcus	Signed
10/14/2011	Adams, Phillip	Released
10/15/2011	Moore, Sterling	Signed from the Practice Squad
10/15/2011	Harrison, Marcus	Released
10/17/2011	Moore, Sterling	Released
10/17/2011	Ventrone, Ross	Released
10/18/2011	Adams, Phillip	Signed
10/19/2011	Ventrone, Ross	Signed
10/19/2011	Moore, Sterling	Signed to the Practice Squad



UNOFFICIAL DEPTH CHART

Unofficial depth chart compiled by Patriots media relations, October 25, 2011

OFFENSE

WR:	83 Wes Welker	11 Julian Edelman	18 Matthew Slater
LT:	72 Matt Light	<u>77 Nate Solder</u>	
LG:	70 Logan Mankins	54 Brian Waters	62 Ryan Wendell
C:	63 Dan Connolly	62 Ryan Wendell	
RG:	54 Brian Waters	64 Donald Thomas	
RT:	76 Sebastian Vollmer	<u>77 Nate Solder</u>	
TE:	87 Rob Gronkowski	81 Aaron Hernandez	82 Dan Gronkowski
WR:	84 Deion Branch	85 Chad Ochocinco	17 Taylor Price
QB:	12 Tom Brady	8 Brian Hoyer	<u>15 Ryan Mallett</u>
RB:	39 Danny Woodhead	<u>22 Stevan Ridley</u>	
RB:	42 BenJarvus Green-Ellis	<u>34 Shane Vereen</u>	

DEFENSE

LE:	94 Shaun Ellis	92 Albert Haynesworth	98 Gerard Warren
NT:	75 Vince Wilfork	74 Kyle Love	
RE:	93 Andre Carter	95 Mark Anderson	
OLB:	50 Rob Ninkovich	52 Dane Fletcher	53 Jeff Tarpinian
ILB:	51 Jerod Mayo	58 Tracy White	
ILB:	55 Brandon Spikes	59 Gary Guyton	
OLB:	96 Jermaine Cunningham	52 Dane Fletcher	
LCB:	32 Devin McCourty	27 Antwaun Molden	<u>21 Ras-I Dowling</u>
RCB:	23 Leigh Bodden	24 Kyle Arrington	26 Phillip Adams
S:	30 Josh Barrett	44 James Ihedigbo	35 Ross Ventrone
S:	25 Patrick Chung	31 Sergio Brown	

SPECIAL TEAMS

K:	3 Stephen Gostkowski	
P:	14 Zoltan Mesko	
H:	14 Zoltan Mesko	8 Brian Hoyer
PR:	11 Julian Edelman	
KR:	18 Matthew Slater	11 Julian Edelman
LS:	<u>48 Danny Aiken</u>	

PRONUNCIATION GUIDE

Leigh Bodden	BOD-in	Zoltan Mesko	ZOLE-tahn
Ras-I Dowling	ross-Eye	Stevan Ridley	STEE-ven
Stephen Gostkowski	gust-OW-ski	Nate Solder	SOLD-er
James Ihedigbo	ee-HEAD-dee-bow	Shane Vereen	vuh-REEN
Jerod Mayo	je-ROD		