



## PATRIOTS RETURN HOME TO FACE THE CHIEFS ON MONDAY NIGHT

### MEDIA SCHEDULE

#### WEDNESDAY, NOVEMBER 16

10:15-11:30 Media Check-In  
10:45-11:00 Bill Belichick Press Conference  
11:15-12:00 Open Locker Room  
Approx. 11:15 Tom Brady Availability  
11:45 Todd Haley Conference Call  
2:45 Tyler Palko Conference Call  
Approx. 1:15 Local Media Access to Practice

#### THURSDAY, NOVEMBER 17

10:45-11:30 Media Check-In  
11:15-12:00 Open Locker Room  
11:15 Jerod Mayo Availability  
Approx. 1:05 Local Media Access to Practice

#### FRIDAY-SATURDAY, NOVEMBER 18-19

TBA

### 2011 PATRIOTS SCHEDULE

#### REGULAR SEASON (6-3)

Mon., Sept. 12 at	Miami	38-24	W
Sun., Sept. 18	San Diego	35-21	W
Sun., Sept. 25 at	Buffalo	31-34	L
Sun., Oct. 2 at	Oakland	31-19	W
Sun., Oct. 9	N.Y. Jets	30-21	W
Sun., Oct. 16	Dallas	20-16	W
Sun., Oct. 23	BYE WEEK		
Sun., Oct. 30 at	Pittsburgh	17-25	L
Sun., Nov. 6	N.Y. Giants	20-24	L
Sun., Nov. 13 at	N.Y. Jets	37-16	W
Mon., Nov. 21	Kansas City	8:30	ESPN
Sun., Nov. 27 at	Philadelphia	4:15	CBS*
Sun., Dec. 4	Indianapolis	1:00	CBS
Sun., Dec. 11 at	Washington	1:00	CBS*
Sun., Dec. 18 at	Denver	4:15	CBS*
Sat., Dec. 24	Miami	1:00	CBS
Sun., Jan. 1	Buffalo	1:00	CBS*

\*Game Time and Network subject to possible flexible scheduling adjustment.

#### AFC EAST STANDINGS

Team	W	L	T	Pct.	PF	PA
<b>NEW ENGLAND</b>	<b>6</b>	<b>3</b>	<b>0</b>	<b>.667</b>	<b>259</b>	<b>200</b>
New York Jets	5	4	0	.556	215	200
Buffalo Bills	5	4	0	.556	229	218
Miami Dolphins	2	7	0	.222	158	178

#### PATRIOTS MEDIA WEBSITE

The Patriots' media-only website, located at <http://media.patriots.com>, will also serve as the team's primary credentialing system in 2011. Registered users can apply for credentials by clicking on the upper right corner of the page.

#### PATRIOTS 2011 MEDIA GUIDE

The Patriots 2011 Media Guide is online and updated throughout the season. Media can access the media guide at [www.patriots.com](http://www.patriots.com) by clicking on the team tab.

### NEW ENGLAND PATRIOTS (6-3) vs. KANSAS CITY CHIEFS (4-5)

Monday, November 21, 2011 ★ Gillette Stadium (68,756) ★ 8:30 p.m. ET

The New England Patriots will play on national television in a prime time game for the second straight week when they return to the confines of Gillette Stadium to face the Kansas City Chiefs on Monday Night Football. The last time the Patriots played back-to-back games on national television was in 2008 when they played at San Diego on Sunday Night Football followed by a Monday night game vs. Denver.

New England recaptured first place in the AFC East with a 37-16 victory over the New York Jets last Sunday night. The Patriots entered the contest in a first place tie with the Jets.

#### BROADCAST INFORMATION

**TELEVISION:** This week's game will be nationally televised by **ESPN** and can be seen in Boston on **WCVB-TV Channel 5**. **Mike Tirico**, **Ron Jaworski** and **Jon Gruden** will call the game. **Suzy Kolber** will be the sideline reporter.

**NATIONAL RADIO:** This week's game will be broadcast to a national audience by **Westwood One Radio Sports**. **Kevin Harlan** and **Boomer Esiason** will call the game. **Steve Tasker** will provide sideline analysis.

**RADIO:** 98.5 FM, The Sports Hub, is the flagship station for the **Patriots Radio Network**. A complete listing of the network's 37 stations can be found in this press release. Play-by-play broadcaster **Gil Santos** is in his 35th season as the voice of the Patriots and will call the action along with Patriots Hall of Famer **Gino Cappelletti**. **Scott Zolak** will provide sideline analysis.

#### PATRIOTS HAVE THE HIGHEST WINNING PERCENTAGE IN DIVISION GAMES FROM NOVEMBER UNTIL THE END OF THE SEASON SINCE 2002

The Patriots have the highest winning percentage in division games from November until the end of the season since 2002 following their 37-16 win at the Jets on Nov. 13, 2011.

Team	W	L	T	Pct.
<b>New England</b>	<b>25</b>	<b>7</b>	<b>0</b>	<b>.781</b>
San Diego	24	8	0	.750
Indianapolis	23	8	0	.742
Green Bay	24	10	0	.706
Pittsburgh	24	11	0	.686

#### TOM BRADY CAN PASS FOR MOST YARDS IN FIRST 10 GAMES

Tom Brady enters this week's game with 3,032 yards passing and needs 295 yards to set the NFL record for most passing yards in the first 10 games of the season.

#### MOST PASSING YARDS THROUGH FIRST 10 GAMES

Player	Team	Year	Yards
Drew Brees	Saints	2011	3,326
Drew Brees	Saints	2008	3,251

#### PATRIOTS DEDICATE 2011 SEASON TO MYRA KRAFT

The Patriots have dedicated the 2011 season to the loving memory of Myra Kraft, who passed away on July 20 after a courageous battle with cancer. Every Patriots player and coach will honor Myra's memory by wearing a patch with her initials on it in recognition of her lifelong contributions to the local and global philanthropic community and her influence on the charitable mission of the entire Patriots organization. The patch will be worn on the left chest of every player throughout the season.



#### MEDIA CONTACTS

##### PATRIOTS MEDIA RELATIONS OFFICE: 508-384-4203

<b>Stacey James</b>	Vice President of Media Relations	<a href="mailto:staceyj@patriots.com">staceyj@patriots.com</a>	508-384-9105
<b>Aaron Salkin</b>	Asst. Director of Media Relations	<a href="mailto:aarons@patriots.com">aarons@patriots.com</a>	508-326-6870
<b>Christy Berkery</b>	Media Relations Coordinator	<a href="mailto:christyb@patriots.com">christyb@patriots.com</a>	508-549-0518
<b>Michael Jurovaty</b>	Media Relations Coordinator	<a href="mailto:mjurovaty@patriots.com">mjurovaty@patriots.com</a>	508-326-6187
<b>Jeff Cournoyer</b>	Director of Corporate Comm.	<a href="mailto:jeffco@patriots.com">jeffco@patriots.com</a>	508-549-0492



# PATRIOTS 2011 TEAM NOTES

## WHAT TO LOOK FOR IN 2011

### RECORD SETTING PACE

#### TOM BRADY

- Tom Brady (3,032) is on pace to throw for 5,390 yards. Only two NFL players have thrown for 5,000 or more yards in a season with Dan Marino's NFL record 5,084 in 1984 and Drew Brees' 5,069 in 2008.
- Brady has 23 touchdowns, putting him on pace for 41 touchdown passes, which would be his second season with 40 or more touchdowns. He had an NFL-record of 50 touchdowns in 2007. If Brady reaches 40 touchdowns, he will be just the second NFL player to have two seasons with 40 or more touchdowns. Dan Marino had 48 touchdowns in 1984 and 44 in 1986.
- Brady has 3,032 yards passing through the first nine games. With 295 yards passing this week, Brady can set the record for most passing yards in the first 10 games of a season, currently held by Drew Brees with 3,326 in 2011.
- Brady has a current streak of 25 straight games with at least one touchdown pass, a Patriots team record.
- Brady has 117 wins as a starter and needs two more wins to tie Johnny Unitas (119) for 6<sup>th</sup> all-time. He is currently tied for 7<sup>th</sup> with Joe Montana.
- Brady passed Joe Montana (39) with his 40<sup>th</sup> career 300-yard game at NY Jets (11/13). Among active quarterbacks, his 40 300-yard games are third, behind Peyton Manning (63) and Drew Brees (51).

#### ANDRE CARTER

- Andre Carter pushed his 2011 sack total to 9.0 after setting a franchise record with 4.5 sacks at the NY Jets (11/13). Carter has registered double-digit sacks three times in his career, including a career-high 12.5 in 2002 with San Francisco.
- The Patriots have had a player finish with double digit sack totals 12 times.

#### JULIAN EDELMAN

- Julian Edelman has the highest punt return average in Patriots history with a 12.4-yard average (42-522).

#### ROB GRONKOWSKI

- Rob Gronkowski has eight touchdowns so far in 2011, putting him on pace for 14 for the year. The NFL record for most touchdowns in a season by a tight end is 13 by Vernon Davis (SF) in 2009 and Antonio Gates (SD) in 2004. As a rookie in 2010, Gronkowski set the franchise record for touchdowns by a tight end with 10.
- Gronkowski has 18 touchdown catches in 25 career NFL games. His 18 touchdown receptions since 2010 are the most in the NFL by a tight end and the third most among all NFL players.
- Gronkowski (709) is on pace to finish the year with 1,260 receiving yards, which would set a franchise record for a tight end. Ben Coates had 1,174 receiving yards in 1994. The 1,260 receiving yards would be second most by a tight end in NFL history to the 1,290 by Kellen Winslow in 1980 with San Diego.

#### WES WELKER

- Wes Welker has 72 receptions through nine games and is on pace for 128, which would be second to Marvin Harrison's single season record of 143, set in 2002.
- Welker has 1,006 receiving yards and is on pace for 1,788, which would be second to Jerry Rice's record of 1,848, set in 1995.
- Welker has a streak of 70 straight regular season games with at least one reception as a member of the Patriots to extend a franchise record. TE Ben Coates held the previous mark with 63 straight games.

## WHAT TO LOOK FOR IN 2011 (CONTINUED)

- Welker has caught at least one pass in 87 straight regular season games in his NFL career.

#### KYLE ARRINGTON

- Kyle Arrington registered his fifth interception of the season when he picked off Eli Manning in the end zone vs. NY Giants (11/6). He is tied for the NFL lead. The last Patriots player to lead the NFL in interceptions was Asante Samuel with 10 in 2006.

#### VINCE WILFORK

- Vince Wilfork has two interceptions so far in 2011 and is one of four Patriots defensive lineman to ever register two career interceptions. Anthony Pleasant (2001) is the only other Patriots defensive lineman to record two interceptions in a single season.

## NFL'S BEST AT HOME

Since their state-of-the-art facility opened at the beginning of the 2002 season, the Patriots own the NFL's best record at home overall. The Patriots own an overall record of 63-13 (.829) at Gillette Stadium in regular season games.

### BEST HOME RECORDS SINCE 2002

Team	W	L	T	Pct.
<b>New England</b>	<b>70</b>	<b>15</b>	<b>0</b>	<b>.824</b>
Indianapolis	63	23	0	.733
Baltimore	57	21	0	.731
Pittsburgh	61	23	1	.724
San Diego	55	27	0	.670
Seattle	54	28	0	.659
Philadelphia	53	32	0	.624

## PATRIOTS ARE SHARP AT GILLETTE

The Patriots concluded a 20-game home winning streak with a 24-20 loss to the New York Giants on Nov. 6, 2011. It was the longest home win streak in team history. The Patriots own an overall record of 63-13 (.829) at Gillette Stadium in regular season games. Since their state-of-the-art facility opened at the beginning of the 2002 season, the Patriots own the NFL's best record at home all-time.

### The teams with the highest winning percentage at a stadium since 1970 (minimum 25 games):

Team	Stadium	W-L-T	WIN PCT.
<b>New England</b>	<b>Gillette Stadium</b>	<b>63-13</b>	<b>.829</b>
Miami	Orange Bowl	101-22-1	.819
Pittsburgh	Heinz Field	62-22-1	.735
Minnesota	Metropolitan Stadium	64-23-1	.733
LA Rams	Memorial Coliseum	53-20-2	.726

### LONGEST HOME WINNING STREAK / PATRIOTS HISTORY (REG. SEASON)

Streak	First Win	Last Win
<b>20</b>	<b>Dec. 12, 2008</b>	<b>Oct. 16, 2011</b>
18	Dec. 29, 2002	Sept. 8, 2005
12	Nov. 26, 2006	Sept. 7, 2008
10	Sept. 18, 1976	Oct. 30, 1977

## 2011 TEAM CAPTAINS

The New England Patriots announced their 2011 team captains. Quarterback Tom Brady and G Logan Mankins will serve as offensive captains. Nose tackle Vince Wilfork, LB Jerod Mayo and CB Devin McCourty will serve as defensive captains. Wide receiver Matthew Slater will serve as special teams captain. The Patriots' 2011 captains were elected by their teammates.

On offense, Brady will serve as an offensive captain for the 10th straight season, having first been elected in 2002. Mankins, who is in his seventh season with New England after joining the team as a first round draft choice in 2005, will serve as a captain for the first time. On defense, Wilfork is a captain for the fourth straight season, while Mayo will serve as a captain for the third straight year. Slater will serve as the Patriots' special teams captain for the first time. A special teams standout, Slater led the Patriots with a career-high 21 special teams tackles in 2010.



# PATRIOTS 2011 TEAM NOTES

## TOM BRADY AND WES WELKER BECOME THE 12<sup>TH</sup> TO SCORE ON A 99-YARD PASS PLAY

Tom Brady connected with Wes Welker on a 99-yard touchdown in the fourth quarter of the 2011 season-opener at Miami (9/12). The 99-yard play tied the NFL record for the longest offensive play, which has been accomplished 13 times. There have been 12 pass plays and one running play for 99 yards. Listed below are the 13 99-yard plays.

### (12) 99-YARD PASS PLAYS

Frank Filchock to Andy Farkas, Wash. vs. Pitt. – Oct. 15, 1939  
George Izo to Bobby Mitchell, Wash. vs. Clev. – Sept. 15, 1963  
Karl Sweetan to Pat Studstill, Det. vs. Balt. – Oct. 16, 1966  
Sonny Jurgensen to Gerry Allen, Wash. vs. Chic. – Sept. 15, 1968  
Jim Plunkett to Cliff Branch, LA Raiders vs. Wash. – Oct. 2, 1983  
Ron Jaworski to Mike Quick, Phil. vs. Atl. – Nov. 10, 1985  
Stan Humphries to Tony Martin, SD. vs. Sea.. -Sept. 18, 1994  
Brett Favre to Robert Brooks, GB vs. Chic. – Sept. 11, 1995  
Trent Green to Marc Boerigter, KC vs. SD. – Dec. 22, 2002  
Jeff Garcia to Andre Davis, Clev. vs. Cin. – Oct. 17, 2004  
Gus Ferrotte to Bernard Berrian, Minn. Vs. Chi. – Nov. 30, 2008

**Tom Brady to Wes Welker, NE vs. Mia. – Sept. 12, 2011**

### (1) 99-YARD RUN PLAY

Tony Dorsett, Dal. vs. Minn.- Jan. 3, 1983

## PATRIOTS SET FRANCHISE RECORD WITH 622 TOTAL YARDS IN 2011 OPENER

The Patriots 622 total yards at Miami (9/12) is a franchise record. The previous high was 619 yards vs. Tennessee on Oct. 18, 2009. The Patriots now have two games in their history with 600 or more total yards.

## TWO STRAIGHT WEEKS WITH THREE PLAYERS WITH SEVEN OR MORE CATCHES

The win over San Diego (9/18) marked the second straight week and first time ever in back-to-back games that the Patriots have had three players with seven or more receptions. Against the Chargers, Deion Branch (8), Wes Welker (7), and Aaron Hernandez (7) all reached the 7-catch mark. In the season opener at Miami (9/12), Welker (8), Branch (7), and Hernandez (7) also accomplished the feat. Prior to the opener, the last time New England had three players with seven or more catches in the same game was on Nov. 13, 2008, when Benjamin Watson (8), Wes Welker (7), and Jabar Gaffney (7) did it.

## PATRIOTS FORCE TURNOVERS

The Patriots lead the NFL with a +109 turnover margin since the 1994 season, including a league-leading and franchise record +28 in 2010.

### NFL TURNOVER MARGIN SINCE 1994

Rank	Team	Turnover Margin
1.	New England	+109
2.	Kansas City	+103
3.	Pittsburgh	+61

## 13 STRAIGHT GAMES WITH 30 POINTS IS SECOND BEST IN NFL HISTORY

The Patriots streak of games with 30 or more points scored ended with a 20-16 win against Dallas (10/16). The Patriots set a team record with their 10th straight regular season game with 30 or more points dating back to Nov. 14 of last season with a 39-26 win at Pittsburgh following the 35-21 win vs. San Diego (9/18) and extended the streak to 13 games after the 30-21 win vs. the New York Jets (10/9). The Patriots' previous team record for consecutive games with 30 or more points was nine straight games from the last game of the 2006 regular season and the first eight games of the 2007 season. The Patriots' streak of 13 straight games with 30 or more points is second in NFL history to the 14 straight games by the St. Louis Rams (1999-2000). The Patriots are 65-3 when scoring 30 or more points under head coach Bill Belichick.

## PATRIOTS ON POINT IN 2011

The Patriots currently have 259 points and are on pace to finish with 460 points, which would be third in team history.

### MOST POINTS SCORED IN A SEASON BY THE PATRIOTS

589 in 2007  
518 in 2010  
441 in 1980

### MOST POINTS IN A SEASON / NFL HISTORY

Team	Year	Pts
New England	2007	589
Minnesota	1998	556
Washington	1983	541
St. Louis	2000	540
St. Louis	1999	526
Indianapolis	2004	522
New England	2010	518

## PATRIOTS ON POINT PART 2

The Patriots are averaging 28.8 points per game in 2011. That number would be fourth all-time in team history.

### HIGHEST AVG. POINTS PER GAME BY THE PATRIOTS

36.8 in 2007  
32.4 in 2010  
29.5 in 1961

## PATRIOTS SCORE TOUCHDOWNS

The Patriots have scored 30 touchdowns so far in 2011, a pace that would give the Patriots 53 for the year. That number would be third in team history.

### MOST TOUCHDOWNS IN A SEASON / PATRIOTS

75 in 2007  
65 in 2010  
52 in 1961 and 1980

### MOST TOUCHDOWNS IN A SEASON / NFL HISTORY

Team	Year	TD
New England	2007	75
Miami	1984	70
St. Louis	2000	67
Houston Oilers	1961	66
Indianapolis	2004	66
San Francisco	1994	66
St. Louis	1999	66
New England	2010	65

## DIVISIONAL DOMINANCE

The New England Patriots own a 51-15 (.773) record in regular season AFC East games since the beginning of the 2001 season, compiling the best intra-division record of any team in the NFL.

### NFL'S TOP DIVISIONAL RECORDS SINCE 2001

Team	W	L	T	Pct.
New England Patriots	51	15	0	.773
Pittsburgh Steelers	47	20	0	.701
Indianapolis Colts	45	20	0	.692
Green Bay Packers	45	20	0	.692

### AFC EAST DIVISIONAL RECORDS SINCE 2001

Team	W	L	T	Pct.	Div. Titles	Years
New England	51	15	0	.773	8	2001, 03-07, 09-10
New York Jets	33	33	0	.500	1	2002
Miami	26	38	0	.406	1	2008
Buffalo	21	43	0	.328	0	---

**NOTES:** The Indianapolis Colts were members of the AFC East in 2001 and compiled a 3-5 divisional record that season. In 2002, the Patriots and Jets both finished with a 9-7 overall record and a 4-2 divisional record, but the Jets claimed the division title by virtue of having a better record against common opponents. In 2008, the Patriots and Dolphins both finished with an 11-5 overall record and a 4-2 divisional record, but Miami qualified for the playoffs due to a better conference record (8-4 to 7-5).

## NFL'S BEST ROAD WARRIORS

Since the start of the 2000 season, the Patriots have the best regular-season road record at 60-33.

TEAM	RECORD	PCT.
New England	60-33	.645
Philadelphia	58-32-1	.643
Indianapolis	59-34	.634
Pittsburgh	56-37	.602



# WHAT HAVE YOU DONE FOR ME LATELY?

Since their record-setting 2007 season, the Patriots have maintained their spot atop the NFL in terms of winning percentage and are second in points scored. Since the beginning of the 2008 season, the Patriots have the NFL's highest winning percentage and have scored the second most points in the NFL. Since 2009, the Patriots have the second best winning percentage and have scored the second most points. New England tops both categories since the beginning of the 2010 season.

## HIGHEST WINNING PERCENTAGE SINCE 2008

Team	W	L	T	Pct.	PF	PA
<b>New England Patriots</b>	<b>41</b>	<b>16</b>	<b>0</b>	<b>.719</b>	<b>1614</b>	<b>1107</b>
Pittsburgh Steelers	40	18	0	.690	1290	958
New Orleans Saints	39	19	0	.672	1670	1269
Atlanta Falcons	38	19	0	.666	1380	1134
Baltimore Ravens	38	19	0	.666	1358	927
Green Bay Packers	36	21	0	.632	1588	1103
New York Giants	36	21	0	.632	1441	1279
Indianapolis Colts	36	22	0	.621	1359	1293
San Diego Chargers	34	23	0	.596	1550	1217
Philadelphia Eagles	33	23	1	.588	1504	1206

## HIGHEST WINNING PERCENTAGE SINCE 2009

Team	W	L	T	Pct.	PF	PA
New Orleans Saints	31	11	0	.738	1207	876
<b>New England Patriots</b>	<b>30</b>	<b>11</b>	<b>0</b>	<b>.732</b>	<b>1204</b>	<b>798</b>
Green Bay Packers	23	11	0	.732	1169	729
Pittsburgh Steelers	28	14	0	.666	963	735
Atlanta Falcons	27	14	0	.659	989	809
Baltimore Ravens	27	14	0	.659	973	683
San Diego Chargers	26	15	0	.634	1111	870
Philadelphia Eagles	24	17	0	.585	1088	910
New York Giants	24	17	0	.585	1014	985
Indianapolis Colts	24	18	0	.571	982	995

## HIGHEST WINNING PERCENTAGE SINCE 2010

Team	W	L	T	Pct.	PF	PA
<b>New England Patriots</b>	<b>20</b>	<b>5</b>	<b>0</b>	<b>.800</b>	<b>777</b>	<b>513</b>
Green Bay Packers	19	6	0	.760	708	426
Pittsburgh Steelers	19	7	0	.731	595	411
Atlanta Falcons	18	7	0	.720	626	484
Baltimore Ravens	18	7	0	.720	582	422
New Orleans Saints	18	8	0	.692	697	535
Chicago Bears	17	8	0	.680	571	473
New York Giants	16	9	0	.593	612	558
New York Jets	16	9	0	.593	636	504
Kansas City Chiefs	14	11	0	.560	507	544
Tampa Bay Buccaneers	14	11	0	.560	497	554

## MOST POINTS SCORED SINCE 2008

Team	Points
New Orleans Saints	1670
<b>New England Patriots</b>	<b>1614</b>
Green Bay Packers	1588
San Diego Chargers	1550
Philadelphia Eagles	1504
New York Giants	1441
Houston Texans	1417
Atlanta Falcons	1380
Indianapolis Colts	1359
Baltimore Ravens	1358

## MOST POINTS SCORED SINCE 2009

Team	Points
New Orleans Saints	1207
<b>New England Patriots</b>	<b>1204</b>
Green Bay Packers	1169
San Diego Chargers	1111
Houston Texans	1111
Philadelphia Eagles	1088
New York Giants	1014
Atlanta Falcons	989
Indianapolis Colts	982
Baltimore Ravens	973

## MOST POINTS SCORED SINCE 2010

Team	Points
<b>New England Patriots</b>	<b>777</b>
Green Bay Packers	708
New Orleans Saints	697
Philadelphia Eagles	659
San Diego Chargers	657
Atlanta Falcons	626
Oakland Raiders	618
Detroit Lions	614
New York Giants	612
Indianapolis Colts	566





# PATRIOTS VS. CHIEFS

## SERIES HISTORY

The Patriots and Chiefs will renew acquaintances for the 32nd time overall and for the first time since New England beat the Chiefs, 17-10, in the 2008 season-opener. Kansas City holds a 16-12-3 edge against New England.

This week's game marks Kansas City's third visit to Gillette Stadium. The first time was in 2002 with the Patriots holding home-field advantage with a 41-38 overtime victory.



The Patriots and Chiefs will meet on Monday Night Football for the third time. The Patriots are 2-0 against the Chiefs on Monday night with a 30-24 win on Dec. 4, 2000 at Foxboro Stadium and a 27-19 win on Nov. 22, 2004 at Arrowhead Stadium.

The two teams played twice a year from 1960 until the 1970 merger.

### KC Chiefs/Dallas Texans 16, Patriots 12 (3 Ties)

Date	Result	Score	H/A	Stadium
11/18/60	W	42-14	H	Boston University
12/11/60	L	0-34	A	Cotton Bowl
10/29/61	W	18-17	A	Cotton Bowl
11/03/61	W	28-21	H	Boston University
09/08/62	L	28-42	A	Cotton Bowl
10/12/62	L	7-27	H	Boston University
11/17/63	T	24-24	H	Fenway Park
12/14/63	L	3-35	A	Municipal Stadium
10/23/64	W	24-7	H	Fenway Park
12/06/64	W	31-24	A	Municipal Stadium
10/03/65	L	17-27	A	Municipal Stadium
11/21/65	T	10-10	H	Fenway Park
09/25/66	L	24-43	H	Fenway Park
11/20/66	T	27-27	A	Municipal Stadium
11/12/67	L	10-33	H	Fenway Park
11/17/68	L	17-31	A	Municipal Stadium
09/21/69	L	0-31	H	B.C. Alumni Stadium
10/11/70	L	10-23	A	Municipal Stadium
09/23/73	L	7-10	H	Schaefer Stadium
09/18/77	W	21-17	H	Schaefer Stadium
10/04/81	W	33-17	H	Schaefer Stadium
12/02/90	L	7-37	H	Foxboro Stadium
12/13/92	L	20-27	A	Arrowhead Stadium
10/15/95	L	26-31	A	Arrowhead Stadium
10/11/98	W	40-10	H	Foxboro Stadium
10/10/99	L	14-16	A	Arrowhead Stadium
12/04/00	W	30-24	H	Foxboro Stadium
09/22/02	W	41-38*	H	Gillette Stadium
11/22/04	W	27-19	A	Arrowhead Stadium
11/27/05	L	16-26	A	Arrowhead Stadium
09/17/08	W	17-10	H	Gillette Stadium

\*-Overtime

Note: KC Franchise located in Dallas (as Dallas Texans) from 1960-62.

## PASSING PERFORMANCES

Tom Brady is slated to start against Kansas City for the fifth time in his career.

### Tom Brady vs. Kansas City (3-1)

Date	A	C	Yds	%	TD	I	Rating	W/L	Score
09/22/02	54	39	410	.722	4	1	110.9	W	41-38ot
11/22/04	26	17	315	.654	1	0	119.9	W	27-19
11/27/05	40	22	248	.550	1	4	42.5	L	16-26
09/07/08	11	7	76	.636	0	0	83.9	W	17-10
<b>Totals</b>	<b>121</b>	<b>85</b>	<b>1049</b>	<b>.649</b>	<b>6</b>	<b>5</b>	<b>88.9</b>	<b>3-1</b>	

## SERIES BREAKDOWN

<b>Home Record</b>	<b>9-6-2</b>
Record in Foxborough.....	6-2-0
Schaefer/Sullivan/Foxboro Stadium.....	4-2-0
Gillette Stadium.....	2-0-0
Record in Boston.....	3-4-2
<b>Away Record</b>	<b>3-10-1</b>
Record in Kansas City.....	2-8-1
Municipal Stadium.....	1-4-1
Arrowhead Stadium.....	1-4-0
Record in Dallas (Cotton Bowl).....	1-2-0
Patriots vs. Chiefs since 1970 AFL-NFL merger.....	7-7-0
Largest Margin of Victory.....	30 pts (10/11/98)
Largest Margin of Defeat.....	34 points (12/11/60)

## TALE OF THE TAPE

2011 Regular Season Record	New England 6-3	Kansas City 4-5
Divisional Standings	1st	T-2nd
<b>Total Yards Gained</b>	<b>3,887</b>	<b>2,760</b>
Total Offense (Rank)	431.9 (2)	306.7 (28)
Rush Offense	105.9 (19)	124.4 (10)
Pass Offense	326.0 (1)	182.2 (28)
Points Per Game	28.8 (3)	15.7 (27)
Touchdowns Scored	30	15
Third Down Conversion Pct.	45.8	33.3
<b>Total Yards Allowed</b>	<b>3,708</b>	<b>3,279</b>
Total Defense (Rank)	412.0 (32)	364.3 (22)
Rush Defense	103.1 (9)	134.0 (26)
Pass Defense	308.9 (32)	230.3 (16)
Points Allowed/Game	22.2 (16t)	24.2 (23t)
Touchdowns Allowed	23	25
Third Down Defense (Pct.)	43.1	39.2
Field Goals Made/Attempted	16/19	12/15
Possession Avg.	28:33	28:47
Sacks Allowed/Yards Lost	16/98	22/120
Sacks Made/Yards	20/131	9/61
Interceptions For/Against	12/10	13/9
Penalties Against/Yards	61/551	58/495
Punts/Avg.	31/45.3	50/46.9
Turnover Differential	+3	-1

## THE LAST MEETING:

September 7, 2008 ★ Gillette Stadium (Att: 68,756)

	1	2	3	4	Final
<b>Kansas City Chiefs</b>	0	3	0	7	— 10
<b>New England Patriots</b>	0	7	7	3	— 17

The Patriots beat Kansas City 17-10 in the season opener. Randy Moss had six catches for 116 yards and a touchdown, while the Patriots totaled 126 rushing yards on 28 carries (4.5 avg.) and quarterback Matt Cassel completed 13-of-18 passes (72.2 percent) and threw for a touchdown in relief of an injured Tom Brady. After losing starting quarterback Tom Brady for the season due to a left knee injury in the scoreless first quarter, the Patriots got on the board as quarterback Matt Cassel directed a 10-play, 98-yard drive that ended in a 10-yard touchdown pass to Randy Moss and a 7-0 Patriots lead. The Chiefs closed the gap to 7-3 with a field goal in the final minute of the first half, but the Patriots used their only possession of the third quarter to march 80 yards on 11 plays and extend their lead to 14-3 on a 5-yard touchdown run by Sammy Morris. The Chiefs answered back with a touchdown to open the fourth quarter, cutting the New England lead to 14-10. After two three-and-outs by the Patriots and one by the Chiefs, Ellis Hobbs intercepted a Damon Huard pass and gave the Patriots possession near midfield, setting up a field goal that extended New England's lead to 17-10 with 2:26 left in the game. The Chiefs mounted one last charge, gaining a first-and-goal from the Patriots' 5-yard line with 53 seconds left, but the Patriots defense bore down with a key red zone stop to keep Kansas City out of the end zone and preserve the 17-10 victory.



# PATRIOTS VS. CHIEFS

## PATRIOTS ON MONDAY NIGHT FOOTBALL

The New England Patriots are 20-22 all-time on Monday Night Football, including 13-5 under head coach Bill Belichick. The Patriots were 2-0 in 2010 on Monday Night Football, following a 41-14 win at Miami on Oct. 4 and a 45-3 win vs. NY Jets on Dec. 6 and 1-0 in 2011 following a 38-24 victory at Miami (9/12) in the season-opener. The Patriots are 9-8 in home Monday Night Football games and 11-14 on the road. The Patriots are 2-0 against the Chiefs on Monday Night Football following a 30-24 win on Dec. 4, 2000 at Foxboro Stadium and a 27-19 win at Kansas City on Nov. 22, 2004.

## BRADY ON MONDAY NIGHT FOOTBALL

QB Tom Brady owns an 11-4 record when playing on Monday Night Football. His best statistical performance on Monday Night Football in the 2011 season-opener when he completed 32-of-48 pass attempts for 517 yards and four touchdowns, including a 99-yard touchdown pass to Wes Welker in the win at Miami (9/12). Brady has thrown three or more touchdowns in a Monday Night game eight times, including three four-touchdown performances. He has thrown four touchdowns in his last two Monday Night games. He had four in a 31-7 win at Minnesota (10/30/06), four in a 45-3 win vs. NY Jets (12/6/10) and four in a 38-24 win at Miami (9/12/11).

Date	OPP.	ATT	CMP	YDS	TD	INT	LG	SCORE
09/09/02	Pit	43	29	294	3	0	40t	W 30-14
12/16/02	@Ten	29	14	134	0	1	35	L 7-24
11/03/03	@Den	35	20	350	3	1	66t	W 30-26
11/22/04	@KC	26	17	315	1	0	48	W 27-19
12/20/04	@Mia	29	18	171	3	4	31t	L 28-29
11/07/05	Ind	33	22	265	3	0	35	L 21-40
12/26/05	@NYJ	29	18	185	2	1	23	W 31-21
10/30/06	@Min	43	29	372	4	1	45	W 31-7
10/01/07	@Cin	32	25	231	3	1	23	W 34-13
12/03/07	@Bal	38	18	257	2	1	43	W 27-24
09/14/09	Buf	53	39	378	2	1	31	W 25-24
11/30/09	@NO	36	21	237	0	2	47	L 17-38
10/04/10	@MIA	24	19	153	1	0	17	W 41-14
12/06/10	NYJ	29	21	326	4	0	50	W 45-3
09/12/11	@MIA	48	32	517	4	1	99t	W 38-24
<b>Totals</b>		<b>527</b>	<b>342</b>	<b>4185</b>	<b>35</b>	<b>14</b>	<b>99t</b>	<b>11-4</b>

## PATRIOTS VS. KANSAS CITY ON MONDAY NIGHT FOOTBALL

This week's game will be the third time that the Patriots and Chiefs have played on Monday Night Football.

### Patriots vs. Chiefs on Monday Night (2-0)

Year	Date	Opponent	Score
2000	12/04	vs. Kansas City	30-24 (W)
2004	11/22	at Kansas City	27-19 (W)

## BILL BELICHICK ON MONDAY NIGHT FOOTBALL

Bill Belichick is 14-8 all-time on Monday Night Football, including 13-5 as head coach of the Patriots. He is 2-0 vs. Kansas City on Monday Night Football with the Patriots.

## PATRIOTS AGAINST THE AFC WEST

The Patriots are 67-73-6 all-time against AFC West opponents, including 14-10 against the AFC West under head coach Bill Belichick in the regular season and 17-11 overall. The Patriots are 2-0 so far in 2011 against the AFC West following a 35-21 win vs. San Diego on Sept. 18 at Gillette Stadium and a 31-19 win at Oakland on Oct. 2. The Patriots will play at Denver on Dec. 18.

## CONNECTIONS

### New England Ties

➤ **Kansas City Defensive Coordinator Romeo Crennel** held the same position under Bill Belichick in New England for four seasons (2001-04) where he helped the Patriots win three Super Bowl rings. In 2003, he was named the NFL Assistant Coach of the Year by the Pro Football Writers of America. Crennel also served as the defensive line coach for New England from 1993-96.

## CONNECTIONS (continued)

- **Kansas City GM Scott Pioli** served in the New England front office as the Vice President of Player Personnel from 2000-08.
- Rookie **FB Shane Bannon** went to Yale University and was the first Yale player to be drafted in the NFL since 2004.
- **Offensive coordinator Bill Muir** was an offensive line coach for the Patriots from 1982-84. **Gary Gibbs**, linebackers coach, attended training camp with the Patriots in 1975.
- **Kansas City defensive line coach Anthony Pleasant** played on the defensive line for the New England Patriots from 2001-03. Pleasant recorded 10.0 sacks in 37 games during his career with New England.
- **Otis Smith**, defensive quality control, played cornerback for the Patriots in 1996 and then rejoined the team from 2000-02. In 2006, Smith had a NFL Minority Coaching Fellowship with the Patriots. Smith had 10 interceptions during his career with the Patriots, returning two for touchdowns.

### Former Patriots

- Chiefs **QB Matt Cassel** was drafted by the Patriots in the 7<sup>th</sup> round of the 2005 draft, despite never starting a game at USC, and became the starter for the Patriots after Tom Brady suffered a season ending injury in 2008. Cassel threw for 3,693 yards and rushed for 270 more. The quarterback passed for 21 touchdowns and compiled a passing rating of 89.4 while only throwing 11 interceptions. He led the Patriots to 11-5 record, narrowly missing the playoffs, and was traded to the Chiefs during the off season.
- **T Ryan O'Callaghan** was drafted by the Patriots in the 5<sup>th</sup> round of the 2006 draft and played in 25 games with six starts from 2007 through 2008.

### Former Chiefs

- **G Brian Waters** played with the Chiefs from 2000-10 and was a Pro Bowl selection for five seasons ('04-'06, '08, and '10). Waters won AFC Offensive Player of the Week in 2004, following a game where the Chiefs rushed for eight touchdowns. He is the only offensive lineman to be honored with the award in either conference.

### Former Teammates

- **DT Shuan Ellis** and **TE Anthony Becht** were teammates from 2002-04 with the New York Jets. **S Jon McGraw** played on the defensive side of the ball with Ellis from 2002-04.
- **LB Rob Ninkovich** and **WR Terrance Copper** spent time together during Ninkovich's two stints with the New Orleans Saints. Copper was with the organization from 2006-08 while Ninkovich spent parts of 2006 and 2008 with the team.
- **Ninkovich** and **CB Travis Daniels** were teammates during the 2007 season at the Dolphins.
- **WR Wes Welker** also played with Daniels in Miami from 2005-06.
- **DE Mark Anderson** teamed up with **RB Thomas Jones** during the 2007 season with the Chicago Bears.
- **Anderson** played with **LS Thomas Gafford** during the 2008 season with the Bears.
- **WR Deion Branch** played with **Gafford**, a practice squad player for Seattle, for the 2007 season with the Seahawks.
- **S James Ihedigbo** played three seasons with Jones in New York, 2007-09.
- **RB Danny Woodhead** also played with Jones and teammate Ihedigbo in New York from 2008-09.
- **DB Kyle Arrington** played a portion of the 2009 season with **TE Leonard Pope** with the Tampa Bay Buccaneers.
- **LB Tracy White** played with **WR Jerheme Urban** in Seattle from 2003-04.
- White played with fellow **LB Andy Studebaker** with the Philadelphia Eagles in 2008.



# LAST GAME: PATRIOTS AT JETS

## PATRIOTS 37, NEW YORK JETS 16

November 13, 2011 ★ MetLife Stadium

	1	2	3	4	Final
New England Patriots	6	7	10	14	37
New York Giants	0	9	0	7	16

In a showdown for first place in the AFC East, the Patriots took control of the division with a convincing 37-16 win over the New York Jets at MetLife Stadium in a Sunday Night Football game to improve to a 6-3 record. New England earned its 14<sup>th</sup> series sweep in the annual series following a 30-21 win in the first meeting.

Tom Brady threw for 329 yards and three touchdown passes, including two to TE Rob Gronkowski, to help the Patriots end a two-game losing streak and get back on track. Gronkowski finished the game with 8 receptions for 113 yards with the two scores. K Stephen Gostkowski drilled three field goals, including a 50-yard field goal in the first quarter.

After the Jets made it close at 23-16 early in the fourth quarter, Brady led the Patriots down the field on an 84-yard drive that ended in an 8-yard touchdown pass to WR Deion Branch for a 30-16 lead. Linebacker Rob Ninkovich sealed the victory when he picked off a QB Mark Sanchez pass on the next possession and returned it 12 yards for a touchdown to make it 37-16 midway through the fourth quarter. In addition to a two-interception game by Ninkovich, the Patriots defense was led by LB Andre Carter, who set the Patriots' franchise record with a career-high 4.5 sacks.

The Jets opened the game with an impressive drive deep into New England territory before missing a 24-yard field goal. New England responded with two consecutive scoring drives that ended in field goals for a 6-0 first quarter lead. The Jets were able to get pressure on Brady for most of the second quarter and forced an intentional grounding call against Brady in the end zone for a safety with under five minutes to play in the first half. The Jets capitalized on the free kick and marched 65 yards on 7 plays before Sanchez scored on a 2-yard run for a 9-6 lead.

New England took the ensuing kickoff with 1:20 to play and moved to the New York 18-yard line where Brady connected with Gronkowski on a touchdown to recapture the lead at 13-9 before the end of the first half.

The Patriots turned two Jets turnovers into points in the third quarter to extend their lead to 23-9. LB Niko Koutouvides recovered a muffed punt at the New York 13-yard line midway in the third quarter to help set up a 27-yard field goal by Gostkowski. Then on the next possession, Ninkovich intercepted Sanchez at the New England 25-yard line. The New England offense took over and drove to the New York 5-yard line where Brady connected with Gronkowski on his second touchdown.

### CARTER SETS PATRIOTS RECORD WITH 4.5 SACKS

Andre Carter set a franchise record with 4.5 sacks. The previous best was 4.0 by Julius Adams at Atlanta (12-4-77), Tony McGee at Baltimore (11-16-78) and Mike Hawkins vs. NY Jets (9-9-79). Carter's previous best was 2.5 at Carolina on Oct. 11, 2009 while with Washington. It is Carter's third game with two or more sacks in 2011. He now has a team-leading 9.0 sacks.

### NINKOVICH RECORDS HIS SECOND TWO-INTERCEPTION GAME

LB Rob Ninkovich intercepted two passes against the Jets. His second pick was returned 12 yards for his first career touchdown. It is Ninkovich's second two-interception game. He had his first two NFL interceptions last season at Miami on Oct. 4, 2010 on Monday Night Football. It is the Patriots first defensive touchdown since Kyle Arrington returned an interception 36 yards for a touchdown in a win vs. Green Bay on Dec. 19, 2010 in a Sunday Night Football game.

### GRONKOWSKI HAS FOURTH STRAIGHT GAME WITH SEVEN MORE RECEPTIONS

Rob Gronkowski finished with eight receptions for 113 yards. He has caught seven or more passes in four straight games. The eight receptions match the career-high eight he had vs. NY Giants (11/6). The 113 yards are a career-high, besting the 109 yards he had at Buffalo (9/25/11). It is his fourth 100-yard game.

### GRONKOWSKI HAS FIFTH NFL 2-TOUCHDOWN GAME

Gronkowski scored two touchdowns against the Jets with a 18-yard score in the second quarter and a 5-yard touchdown in the third quarter. It is his fifth career game with two or more touchdowns and his third two-touchdown game of the 2011 season. He had two touchdowns vs. San Diego (9/18/11) and at Buffalo (9/25/11). He had a career-high three touchdowns as a rookie at Pittsburgh on Nov. 14, 2010.

### BRADY AND BELICHICK SURPASS MARINO AND SHULA FOR WINNINGEST COACH/QB TANDEM

With the victory over the Jets, the Patriots' quarterback-head coach tandem of Tom Brady and Bill Belichick (117) surpassed Pro Football Hall of Famers Dan Marino and Don Shula of Miami for the most wins by a quarterback-head coach duo in the Super Bowl era (since 1966).

### BRADY TIES CHILDHOOD IDOL JOE MONTANA WITH 117 WINS

Brady earned his 117<sup>th</sup> win as a starting quarterback to tie Joe Montana for seventh with 117 career wins in the regular season.

### BRADY REACHES 3,000 YARDS

Brady entered the game with 2,703 yards and added 329 to set the NFL record for most yards through a team's first nine games with 3,032 yards. Brady joins Drew Brees (2011) as the only players to reach 3,000 yards passing in the first nine games of a season. It is Brady's ninth career 3,000-yard season.

### WELKER REACHES 1,000 YARDS FOR A PATRIOTS RECORD FOURTH TIME

Wes Welker entered the Jets game needing 40 yards to reach 1,000 yards receiving for the fourth time in his Patriots career. He now has 1,006 yards through nine games. He caught six passes for 46 yards to reach the mark. The four 1,000-yard seasons are the most by a Patriots receiver. Welker was tied with Randy Moss and Stanley Morgan with three 1,000-yard seasons.

### EIGHTH TIME IN NFL HISTORY A PLAYER REACHES 1,000 YARDS IN THE NINTH GAME

Welker reached 1,000 yards in the ninth game of the season. It is an accomplishment that has happened just eight times in NFL history since the merger and for the first time since Torry Holt accomplished the feat with St. Louis in 2003. Isaac Bruce accomplished the feat two times. All eight times the accomplishment was reached in the ninth game of the season.

### WELKER BECOMES THIRD PATRIOT TO RECORD 500 RECEPTIONS

Welker (504) entered the Jets game with 498 receptions as a member of the Patriots. He caught two passes in the second quarter to become the third Patriots Player to reach 500 receptions as a member of the Patriots, joining Troy Brown (557) and Stanley Morgan (534).

### WELKER BECOMES THE FASTEST PLAYER IN NFL HISTORY TO REACH 500 RECEPTIONS WITH ONE TEAM

Welker reached 500 receptions as a member of the Patriots in his 70<sup>th</sup> game with the Patriots and became the fastest player to record 500 receptions with one team, surpassing Anquan Boldin (80 games with Arizona). He is the fourth player in NFL history with at least 500 catches in a five-year span. Only Marvin Harrison (five times), Cris Carter (twice) and Pro Football Hall of Famer Jerry Rice (once) have accomplished the feat.



# INSIDE THE NUMBERS

## BY THE NUMBERS

**2**

The number of interceptions by Vince Wilfork in 2011. Anthony Pleasant (2001) is the only other Patriots defensive lineman to record two interceptions in the same season.

**2**

The number of consecutive weeks that the Patriots have recovered a muffed punt.

**5**

The number of interceptions by Kyle Arrington to give him a share of the NFL lead.

**7.20**

The number of receptions that Wes Welker is averaging during his Patriots career with 504 receptions in 70 games, best in franchise history.

**8**

The number of touchdown catches by TE Rob Gronkowski in 2011. The NFL record for a tight end is 13.

**9**

The number of sacks by Andre Carter in 2011 after he set a franchise record with 4.5 at the Jets (11/13).

**10**

The number of career 100-yard receiving games by Deion Branch after he finished with 8 receptions for 129 yards in the win vs. San Diego (9/18).

**18**

The number of touchdown receptions by Rob Gronkowski since 2010, the most among all NFL tight ends.

**19**

The number of 10-tackle games by LB Jerod Mayo after he finished with a team-high 11 total tackles vs. San Diego (9/18).

**34**

The number of consecutive fourth quarter field goals by Stephen Gostkowski, the most since the statistic began to be tracked in 1991.

**72**

The number of receptions by Welker in the first nine games, which gives him a pace to finish with 128, which would be the second most in NFL history.

**622**

The number of total yards by the Patriots in the win at Miami in the season opener, a franchise record. The previous best was 619 yards vs. Tennessee (10/18/09).

**1,006**

The number of receiving yards by Wes Welker after nine games. A player has reached 1,000 yards receiving in nine games eight times in NFL history.

## TOM BRADY BY THE NUMBERS

**1**

The number of NFL quarterbacks who followed a 500-yard performance with a 400-yard performance after Brady had back-to-back games with 517 yards and 423 yards.

**2**

Brady joins Drew Brees (2011) as the only players to reach 3,000 yards in the first nine games of the season. Brady (3,032) has the most yards ever through the first nine games of the year

**4**

The number of times that Brady has thrown a game-winning touchdown pass in the final minute of the game to turn a deficit into a Patriots win after a final-minute touchdown vs. Dallas (10/16).

**6**

The number of times that Brady has finished a season with 25 or more touchdowns. He is the sixth QB in NFL history to have 25 or more touchdown passes in at least six different seasons.

**9**

The number of times Tom Brady has passed for 3,000 or more yards in a season, a franchise record for most 3,000-yard seasons. He enters this week with 3,032 passing yards.

## TOM BRADY BY THE NUMBERS

**11**

The number of times an NFL quarterback has thrown for 500 or more yards after Brady threw for 517 in the 2011 opener at Miami.

**19**

The number of times Tom Brady has earned AFC Offensive Player of the Week honors. He earned the award in each of the first two weeks of the 2011 season.

**18**

The number of NFL quarterbacks who have reached 35,000 yards after Brady (37,776) reached the milestone at Miami (9/12).

**40**

The number of regular season 300-yard passing games by Tom Brady, a team record.

**90**

The number of times that Brady has thrown two or more touchdowns in a game. The Patriots are 75-15 when he throws for two or more touchdowns.

**117**

The number of wins that Brady has as a starting quarterback. He reached the 100-win milestone in the fewest number of starts (131) among all quarterbacks in the modern era.

**1,327**

The number of passing yards Brady had in the first three games (517, 423 and 387) of 2011. Brady's 1,327 yards set the NFL mark for the most passing yards ever in a three-game stretch.

## THE KRAFT ERA

**3**

The number of Super Bowl championships the Patriots have won since Robert Kraft purchased the team in 1994. That mark is the highest total in the NFL over that span. Only Denver (2; 1997 and 1998) and Pittsburgh (2; 2005 and 2008) have won multiple Super Bowl titles since 1994.

**5**

The number of conference championships the Patriots have won since Robert Kraft purchased the team in 1994. That mark is the highest total in the NFL over that span. Pittsburgh is second with three conference titles since 1994.

**10**

The number of division championships won by the Patriots since Kraft purchased the team in 1994.

**12**

The number of playoff seasons earned by the Patriots in the 17 seasons since Robert Kraft purchased the team.

**17**

The number of playoff games the Patriots have won since Robert Kraft purchased the team in 1994. That mark is the highest total in the NFL over that span. Pittsburgh ranks second with 15 playoff wins over that span.

**26**

The number of playoff games the Patriots have appeared in since 1994. The mark is tied with Pittsburgh for the most playoff games during that time period.

## THE BELICHICK ERA

**4**

Bill Belichick is one of just four coaches to win three championships since the Super Bowl era began. Belichick joins three members of the Pro Football Hall of Fame in the exclusive club (Chuck Noll 4, Joe Gibbs 3 and Bill Walsh 3). Belichick is the only coach to win three Super Bowls in the post-1993 salary cap era and the only one to ever win three in four years.

**183**

Bill Belichick has 183 career victories as a head coach, including playoff games. Belichick is tied with Bill parcells for ninth place in all-time coaching victories.





# ROBERT KRAFT NEWS & NOTES

Since Robert Kraft purchased the team in 1994, the Patriots have experienced one of the most dramatic turnarounds in the history of sports. Now in his 18th season of ownership, Kraft has transformed one of the league's least successful clubs into what many observers view as a model NFL franchise. In the five seasons immediately preceding his purchase (1989-93), the Patriots were a moribund team, winning just 19 of 80 games (.311 pct.) and recording the worst record in the NFL over that span. When he bought the franchise on Jan. 21, 1994, Kraft announced his intention to bring a championship to New England, a tall order considering the team's previous success rate. But under Kraft's leadership, the Patriots have won more division titles (10), conference crowns (5) and Super Bowl championships (3) than any other NFL team. The Patriots have made five Super Bowl appearances since Kraft purchased the team, a period during which no other NFL franchise has earned more than three berths. In Kraft's first 17 seasons, the Patriots qualified for the playoffs 12 times, doubling the franchise's accomplishments during its first 34 seasons.



	<b>Pre-Kraft 1960-93</b>	<b>1989-93</b>	<b>Kraft Era 1994-10</b>
Overall Record	225-276-9	19-61	203-104
Winning Pct.	.450	.311	.661
Super Bowl Titles	0	0	3
Conference Titles	1	0	5
Division Titles	3	0	10
Playoff Seasons	6	0	12
Playoff Record	4-6	--	17-9
Home Playoff Games	1	0	13
Home Playoff Record	0-1	--	11-2

## A CHAMPIONSHIP TRADITION

### MULTIPLE LEAGUE CHAMPIONSHIPS SINCE 2001

Team	League	Titles
Los Angeles Lakers.....	NBA.....	4
<b>New England Patriots.....</b>	<b>NFL.....</b>	<b>3</b>
San Antonio Spurs.....	NBA.....	3

### CHAMPIONSHIP GAME/SERIES APPEARANCES SINCE 1994

Team	League	Appearances
New York Yankees.....	MLB.....	7
Los Angeles Lakers.....	NBA.....	7
Detroit Red Wings.....	NHL.....	6
<b>New England Patriots.....</b>	<b>NFL.....</b>	<b>5</b>
Pittsburgh Steelers.....	NFL.....	4
San Antonio Spurs.....	NBA.....	4
New Jersey Devils.....	NHL.....	4

## SELLOUT STREAK

In the early 1990s, the Patriots seemed destined for relocation until Robert Kraft's purchase of the team rejuvenated local interest. In 1991, the season ticket base was just 17,635, barely enough to support the club. Now, the season-ticket base stands at a capped total of approximately 62,000 and more than 50,000 fans are on a season ticket waiting list. The Patriots have sold out 187 consecutive home games, including playoff and preseason games (dating back to the 1994 season opener).

### SINCE ROBERT KRAFT PURCHASED THE TEAM IN 1994...

#### TOTAL VICTORIES SINCE 1994 (Regular Season)

<b>New England Patriots.....</b>	<b>186</b>
Pittsburgh Steelers.....	179
Green Bay Packers.....	179
Indianapolis Colts.....	170

#### TOTAL VICTORIES SINCE 1994 (Incl. Postseason)

<b>New England Patriots.....</b>	<b>203</b>
Pittsburgh Steelers.....	196
Green Bay Packers.....	194
Indianapolis Colts.....	181
Denver Broncos.....	169
Philadelphia Eagles.....	168

### WINNING PERCENTAGE SINCE 1994 (Incl. Postseason)

Team	W	L	T	Pct.
<b>New England Patriots.....</b>	<b>203</b>	<b>104</b>	<b>0</b>	<b>.661</b>
Pittsburgh Steelers.....	196	111	1	.638
Green Bay Packers.....	194	112	0	.634
Indianapolis Colts.....	181	124	0	.593
Denver Broncos.....	169	125	0	.575
Philadelphia Eagles.....	168	133	2	.558
Minnesota Vikings.....	159	137	0	.537

### SUPER BOWL CHAMPIONSHIPS SINCE 1994

<b>New England Patriots.....</b>	<b>3</b>
Green Bay.....	2
Pittsburgh Steelers.....	2
Denver Broncos.....	2
8 Teams.....	1

### CONFERENCE CHAMPIONSHIPS SINCE 1994

<b>New England Patriots.....</b>	<b>5</b>
Pittsburgh Steelers.....	4
Green Bay Packers.....	3
Denver Broncos.....	2
St. Louis Rams.....	2
Indianapolis Colts.....	2
New York Giants.....	2
14 Teams.....	1

### PLAYOFF VICTORIES SINCE 1994

<b>New England Patriots.....</b>	<b>17</b>
Pittsburgh Steelers.....	17
Green Bay Packers.....	15
Philadelphia Eagles.....	11
Indianapolis Colts.....	11

### PLAYOFF GAMES PLAYED SINCE 1994

<b>New England Patriots.....</b>	<b>26</b>
Pittsburgh Steelers.....	26
Green Bay Packers.....	25
Indianapolis Colts.....	23
Philadelphia Eagles.....	22
Denver Broncos.....	13
San Francisco 49ers.....	13

### PLAYOFF SEASONS SINCE 1994

Indianapolis Colts.....	13
<b>New England Patriots.....</b>	<b>12</b>
Green Bay Packers.....	12
Philadelphia Eagles.....	11
Pittsburgh Steelers.....	11
Dallas Cowboys.....	9

### PLAYOFF WINNING PERCENTAGE SINCE 1994

Team	W	L	Pct.
<b>New England Patriots.....</b>	<b>17</b>	<b>9</b>	<b>.654</b>
Pittsburgh Steelers.....	17	9	.654
New Orleans Saints.....	5	3	.625
Arizona Cardinals.....	5	3	.625
Denver Broncos.....	8	5	.615
Green Bay Packers.....	15	10	.600
Baltimore Ravens.....	9	6	.600
Carolina Panthers.....	6	4	.600

### HOME PLAYOFF WINS SINCE 1994

Pittsburgh Steelers.....	12
<b>New England Patriots.....</b>	<b>11</b>
Philadelphia Eagles.....	8
Green Bay Packers.....	8

## KEY TO LOCKOUT'S END

Robert Kraft played a key role in helping reach a deal with the NFL players that ended the lockout. At the press conference to announce the agreement, Indianapolis Colts C Jeff Saturday commented on Kraft's role in the negotiations, "Without him, this deal does not get done. He is a man who helped us save football and we're so [grateful] for that. We're [grateful] for his family and for the opportunity he presented to get this deal done."



# BILL BELICHICK NEWS & NOTES

## THE HEAD COACH

**Overall Record:** 183-103 (.640)

**Regular Season:** 168-97 (.634)

**Postseason:** 15-6 (.714)


**With Patriots overall:** 146-58 (.716)

**Super Bowl Titles:** 5 (86, 90, 01, 03, 04)

**Conf. Titles:** 7 (86, 90, 96, 01, 03, 04, 07)

**Division Titles:** 15 (75, 78, 86, 89, 90, 96, 98, 01, 03, 04, 05, 06, 07, 09, 10)

Bill Belichick is the only head coach in NFL history to win three Super Bowl titles in a four-year span. He has won more regular season games (121) and more games overall (135) during a 10-year stretch (2001-2010) than any other coach in NFL History. In the 2007 season, Belichick led the Patriots to the fourth undefeated and untied regular season and the first since the NFL established a 16-game schedule in 1978.



## BELICHICK LEADS TEAM TO 10<sup>TH</sup> STRAIGHT WINNING RECORD

Bill Belichick has led the Patriots to a winning record for 10 consecutive seasons (2001-2010). The only other NFL coach to have at least 10 consecutive winning seasons with one team since the 1970 merger was Tom Landry, who led the Dallas Cowboys to 16 consecutive winning seasons (1970-1985).

## BELICHICK LEADS TEAM TO NFL-BEST 14-2 RECORD

Bill Belichick guided the Patriots to an NFL-best 14-2 record in 2010. Belichick is the first head coach ever to win at least 14 regular-season games in four separate seasons. Only four other coaches — San Francisco's George Seifert (3), Washington's Joe Gibbs (2), Chicago's Mike Ditka (2) and Miami's Don Shula (2) — have more than one 14-win season.

### BILL BELICHICK'S 14-WIN REGULAR SEASONS

YEAR	RECORD	SEASON RESULT
2003	14-2	Super Bowl XXXVIII Champions
2004	14-2	Super Bowl XXXIX Champions
2007	16-0	Super Bowl XLII
2010	14-2	AFC Divisional Playoffs

## BELICHICK TIED PARCELLS FOR 9<sup>TH</sup> PLACE

Bill Belichick is tied with Bill Parcells for 9<sup>th</sup> place in all-time coaching victories and now has 183 wins.

### MOST WINS NFL COACHES

Head Coach	Team(s)	Years of service	Record
1. Don Shula	BAL, MIA	33	347-173-6
2. George Halas	Chicago	40	324-151-31
3. Tom Landry	Dallas	29	270-178-6
4. Curly Lambeau	GB, Cards, WAS	33	229-134-22
5. Chuck Noll	Pittsburgh	23	209-156-1
6. M. Schottenheimer	CLE, KC, WAS, SD	21	205-139-1
7. Dan Reeves	DEN, NYG, ATL	23	201-174-2
8. Chuck Knox	LAR, BUF, SEA	22	193-158-1
9. Bill Belichick	CLE, NE	17	183-103-0
Bill Parcells	NYG, NE, NYJ, DAL	19	183-138-1
11. Mike Holmgren	GB, SEA	17	174-122-0
12. Joe Gibbs	Washington	16	171-101-0
13. Paul Brown	CLE, CIN	21	170-108-6

## ELITE COMPANY

Bill Belichick is one of nine NFL head coaches to win three or more championships since the league began postseason play in 1933, but the only one to win three in four years. With the Patriots' victory in Super Bowl XXXIX, Belichick joined an exclusive club in which each of the eight other members has been enshrined in the Pro Football Hall of Fame.

### HEAD COACHES WITH THREE OR MORE NFL TITLES

(Listed alphabetically)

Head Coach	Championship Team(s)
Bill Belichick	Patriots (SB XXXVI, XXXVIII, XXXIX)
Paul Brown	Cleveland Browns (1950, 54, 55)
Weeb Ewbank	Baltimore Colts, New York Jets (1958, 59 SB III)
Joe Gibbs	Washington Redskins (SB XVII, XXII, XXVI)
George Halas	Chicago Bears (1921, 33, 40, 41, 46, 63)
Curly Lambeau	Green Bay Packers (1929, 30, 31, 36, 39, 44)
Vince Lombardi	Green Bay Packers (1961, 62, 65, SB I, II)
Chuck Noll	Pittsburgh Steelers (Super Bowl IX, X, XIII, XIV)
Bill Walsh	San Francisco 49ers (Super Bowl XVI, XIX, XXXIII)

## BELICHICK'S PATRIOTS RENAISSANCE

Any successful project requires a sound plan and once Head Coach Bill Belichick implemented his design on the Patriots, his approach has given him the best record of any NFL head coach who has coached over 40 games since 2001 (including the postseason).

### NFL COACHES' RECORDS SINCE 2001

Coach	Team	W	L	T	Pct.
Bill Belichick	NE	141	47	0	.750
Tony Dungy	TB/IND	101	41	0	.711
Bill Cowher	PIT	70	35	1	.665

## AMONG THE GREATS

Bill Belichick has recorded 183 career wins, tied for 9<sup>th</sup> all-time in NFL history. Belichick owns a career winning percentage of .639, which is third all-time, behind George Halas (.682) and Don Shula (.666).

### TOP WINNING PERCENTAGE AMONG HEAD COACHES WITH AT LEAST 160 WINS (INCL. POSTSEASON)

Head Coach	Team(s)	Years	W	L	T	Pct.
George Halas	CHI	1920-29, 33-41, 46-55, 58-67	324	151	31	.682
Don Shula	BAL/MIA	1963-95	347	173	6	.666
Bill Belichick	CLE/NE	1991-95, 00-11	183	103	0	.640
Curly Lambeau	GB/CHI/WAS	1921-53	229	134	22	.630

NOTE: Winning percentage calculated using current NFL rules, counting a tie as a half-win, half-loss.

## SUPER SUCCESS

Bill Belichick is one of just four head coaches to win three Super Bowl championships. Belichick is the only coach to win three Super Bowls in the post-1993 salary cap era.

### MOST SUPER BOWL VICTORIES

Head Coach	Team	Titles	Seasons
Chuck Noll	PIT	4	1974, 1975, 1978, 1979
Bill Belichick	NE	3	2001, 2003, 2004
Joe Gibbs	WAS	3	1982, 1987, 1991
Bill Walsh	SF	3	1981, 1984, 1988

NOTE: Sorted by most recent championship. Super Bowls have determined NFL champion since 1966.

## PLAYOFF SUCCESS

Bill Belichick has won 15 career playoff games, a total that is the fifth highest by a head coach in NFL history.

### MOST PLAYOFF WINS BY AN NFL HEAD COACH

Coach	Team(s)	Wins
Tom Landry	.....Dallas Cowboys	20
Don Shula	.....Baltimore Colts, Miami Dolphins	19
Joe Gibbs	.....Washington Redskins	17
Chuck Noll	.....Pittsburgh Steelers	16
Bill Belichick	.....Cleveland Browns, New England Patriots	15

## POSTSEASON PROWESS

Bill Belichick is tied for third in NFL history with a .714 winning percentage in the postseason.

### BEST POSTSEASON RECORDS IN NFL HISTORY

Head Coach	Team(s)	W	L	Pct.
Vince Lombardi	GB/WAS	9	1	.900
Tom Flores	Oakland	8	3	.727
Bill Belichick	CLE/NE	15	6	.714
Bill Walsh	San Francisco	10	4	.714

## BELICHICK NAMED COACH OF THE YEAR

The Associated Press named Bill Belichick the National Football League's Coach of the Year for 2010. It is the third time that Belichick has earned the honor. He was also named coach of the year following the 2003 and 2007 seasons. Belichick joins Don Shula (4-time winner) and Chuck Knox as the only three-time winners. Belichick is the most successful head coach in Patriots history.

### WINNINGEST HEAD COACHES IN PATRIOTS HISTORY

Coach	Years	Career Winning Pct.	Overall W-L-T	Playoff W-L
Bill Belichick	2000-11	.716	146-58-0	14-5
Raymond Berry	1984-89	.554	51-41-0	3-2
Pete Carroll	1997-99	.549	28-23-0	1-2
Ron Meyer	1982-84	.529	18-16-0	0-1



# TOM BRADY NEWS & NOTES

## RECORDING SUCCESS

Tom Brady has quarterbacked the Patriots to victories in 117 of his 152 career regular-season starts, compiling a .770 winning percentage and giving him the best record of any quarterback in the Super Bowl era (since 1966).

### TOP WINNING PERCENTAGES IN SUPER BOWL ERA

(Since 1966, Minimum 50 Starts, Regular Season Only)

Player	Team(s)	Years	W	L	T	Pct.
<b>Tom Brady</b>	<b>NE</b>	<b>2000-11</b>	<b>117</b>	<b>35</b>	<b>0</b>	<b>.770</b>
Roger Staubach	DAL	1969-79	85	29	0	.746
Joe Montana	SF/KC	1979-94	117	47	0	.713

### ACTIVE QUARTERBACKS WINNING PERCENTAGE

Minimum 32 Starts (two full seasons), Regular Season Only

Quarterback	Team(s)	W	L	T	Pct.
<b>Tom Brady</b>	<b>NE</b>	<b>117</b>	<b>35</b>	<b>0</b>	<b>.770</b>
Ben Roethlisberger	PIT	76	32	0	.703
Matt Ryan	ATL	38	17	0	.691
Peyton Manning	IND	141	67	0	.678
Joe Flacco	BAL	38	19	0	.667
Philip Rivers	SD	59	30	0	.663

### MOST CAREER WINS AS A STARTER

(Regular season only)

Rk	Name	W	L	T	Pct.
1.	Brett Favre	186	112	0	.624
2.	John Elway	148	82	1	.643
3.	Dan Marino	147	93	0	.613
<b>4.</b>	<b>Peyton Manning</b>	<b>141</b>	<b>67</b>	<b>0</b>	<b>.678</b>
5.	Fran Tarkenton	124	109	6	.531
6.	Johnny Unitas	119	64	4	.647
<b>7.</b>	<b>Tom Brady</b>	<b>117</b>	<b>35</b>	<b>0</b>	<b>.770</b>
	Joe Montana	117	47	0	.713
9.	Terry Bradshaw	107	51	0	.677
10.	Warren Moon	102	101	0	.510

Bold indicates active players

## BRADY EARNS SECOND MVP AWARD

The Associated Press named Tom Brady the National Football League's Most Valuable Player for the 2010 season. He is the first unanimous selection. It is the second MVP honor of Brady's career. He earned his first MVP honors following the 2007 season. Brady joins San Francisco's Joe Montana as the only players to earn more than one MVP and more than one Super Bowl MVP.


## BRADY SETS FRANCHISE RECORD WITH 517 PASSING YARDS

Brady set a franchise record with 517 passing yards in the 2011 season-opener at Miami (9/12). The previous high was 426 yards by Drew Bledsoe vs. Minnesota on Nov. 13, 1994. Brady's previous best was 410 passing yards vs. Kansas City on Sept. 22, 2002. Brady became the 11<sup>th</sup> NFL quarterback to throw for 500 yards or more. His 517 yards are the fifth highest in NFL history and he is the first to pass for 500 yards or more since Ben Roethlisberger passed for 503 yards on Dec. 20, 2009 vs. Green Bay.

PLAYER	TEAM	500 YARD GAME
Norm Van Brocklin	LA Rams	554 yards in 1951
Warren Moon	Houston Oilers	527 yards in 1990
Boomer Esiason	Arizona	522 yards in 1996
Dan Marino	Miami	521 yards in 1988
<b>Tom Brady</b>	<b>Patriots</b>	<b>517 yards in 2011</b>

## BRADY BECOMES THE 18<sup>TH</sup> QB IN NFL HISTORY TO REACH 35,000 YARDS

Tom Brady became the 18<sup>th</sup> quarterback in NFL history to reach 35,000 career passing yards after gaining 517 yards against the Dolphins. He entered the game needing 256 yards to reach the feat. Brady is currently 16<sup>th</sup> on the NFL's all-time passing yards list with 37,776 passing yards and needs 145 to move past Boomer Esiason (37,920) into 15<sup>th</sup> place.



## BRADY TIED NFL MARK WITH 13 GAMES WITH TWO OR MORE TOUCHDOWNS

Brady threw for one touchdown against the Jets (10/9), snapping his streak of 13 straight games with two or more touchdown passes. Brady's streak of 13 straight games with two or more touchdowns is tied with Peyton Manning's 2004 total for the longest such streak in NFL history.

## BRADY HAS 16 CAREER 4-TD GAMES AFTER GETTING TWO SO FAR IN 2011

Brady's four touchdowns at Buffalo (9/25) marked his 12<sup>th</sup> game with four touchdown passes. The Patriots are 11-1 when he passes for four touchdowns. He has now thrown four or more touchdowns in a game 16 times with 12 four-touchdown games, two five-touchdown games and two six-touchdown games. The 16 games with 4-plus touchdowns is fifth all-time in NFL history.

### Most Games with 4+ Touchdown Passes

#### PLAYER 4+ TD Games

1. Brett Favre	23
2. Peyton Manning	22
3. Dan Marino	21
4. Johnny Unitas	17
<b>5. Tom Brady</b>	<b>16</b>

## CONSECUTIVE GAMES WITH AT LEAST ONE TOUCHDOWN PASS CONTINUES FOR BRADY IN 2011

Brady has now thrown at least one touchdown pass in 25 straight regular season games to extend a team mark. Brady's current streak started when he threw a touchdown pass in all 16 games in 2010.

## BRADY GOES OVER 300 YARDS FOR THE 40<sup>TH</sup> TIME IN HIS CAREER

Brady had his 40<sup>th</sup> NFL game with 300 or more yards passing at the NY Jets (11/13) and ranks third among active NFL quarterbacks, behind NFL-leader Peyton Manning (63) and Drew Brees (51). The Patriots are 34-6 when Brady throws for 300 or more yards.

## BRADY REACHED 30 TDS FOR SECOND TIME

Tom Brady reached 30 touchdown passes in 2010 after finishing with an NFL-leading 36 touchdowns. Brady now has two 30-touchdown seasons after throwing for an NFL record 50 in 2007. He is one of just 13 NFL players since the 1970 merger to have at least two 30 touchdown seasons. The only other Patriots quarterback to have a 30-touchdown season was Vito Parilli in 1964 when he led the AFL with 31. It is the third time in Patriots history that they have had a quarterback lead the NFL in touchdowns.

## BRADY HAS 8<sup>TH</sup> GAME WITH 300 YDS AND 4 TDS

Tom Brady had his 8<sup>th</sup> game with 300 yards or more (326) and 4 TDs (and no interceptions) in a win against the Jets (12/6/10) last season. No other quarterback since the 1970 merger has accomplished that feat.

## TOM BRADY'S RECORD AS A STARTER

	Reg. Season	Playoffs	Total
<b>Overall:</b>	<b>117-35</b>	<b>14-5</b>	<b>131-40</b>
Home:	65-11	8-2	73-13
Road:	52-24	6-3*	58-27*
<b>By Yardage Total</b>			
Less than 200:	29-13	3-1	32-14
200-299:	54-16	9-3	63-19
300 or more:	34-6	2-1	36-7
<b>Other Records</b>			
On Artificial Turf:	61-7	4-3	65-10
Temp. Below 40:	26-3	8-2	34-5
Thanksgiving or later:	43-9	14-5	57-14
Leading at Halftime:	91-9	10-2	101-11
Leading after 3 Qtrs:	96-6	9-2	105-8
Overtime:	7-1	1-0	8-1
Passer rating >100.0:	65-4	6-0	71-4

\*-Includes three Super Bowls at neutral sites



# TOM BRADY NEWS & NOTES

## BRADY FINISHES WITH NFL'S 5<sup>TH</sup> BEST SINGLE-SEASON PASSER RATING IN 2010

Tom Brady finished the year with a passer rating of 111.0, a mark that stands as the fifth best all-time. Brady's 2010 season trails only Peyton Manning's 2004 season, Brady's 2007 season, Steve Young's 1994 season and Joe Montana's 1989 season on the all-time passer rating list. Brady is the only player to have two entries in the league's list of the top five single-season passer ratings.

### TOP SINGLE-SEASON PASSER RATINGS / NFL HISTORY

Player	Season	Passer Rtg.
Peyton Manning	2004	121.1
<b>Tom Brady</b>	<b>2007</b>	<b>117.2</b>
Steve Young	1994	112.8
Joe Montana	1989	112.4
<b>Tom Brady</b>	<b>2010</b>	<b>111.0</b>

## BRADY CONCLUDES 31-GAME HOME WINNING STREAK

Tom Brady set an NFL record for most consecutive home wins as a starting quarterback with his 26<sup>th</sup> straight win in a regular-season home start following the 45-3 win against the Jets (12/06/10) and extended his streak to 31 before it ended with a 24-20 loss against the New York Giants (11/6).

### MOST CONSECUTIVE REGULAR-SEASON HOME GAMES WON AS A STARTING QUARTERBACK:

Player	Team	Years	Streak
<b>Tom Brady</b>	<b>NE</b>	<b>2006-011</b>	<b>31</b>
Brett Favre	GB	1995-98	25
John Elway	DEN	1996-98	22
Bob Griese	MIA	1971-74	20
Randall Cunningham	PHI	1990-94	20

## MOST CAREER TOUCHDOWNS

### MOST TOUCHDOWNS CAREER

(regular season only) Bold indicates active players

Rank	Name	Touchdowns
1.	Brett Favre	508
2.	Dan Marino	420
<b>3.</b>	<b>Peyton Manning</b>	<b>399</b>
4.	Fran Tarkenton	342
5.	John Elway	300
6.	Warren Moon	291
7.	Johnny Unitas	290
<b>8.</b>	<b>Tom Brady</b>	<b>284</b>
9.	Vinny Testaverde	275
10.	Joe Montana	273

## BRADY REACHES 25 TDS FOR SIXTH TIME

Tom Brady finished the 2010 season with an NFL-leading 36 touchdowns. It is the sixth time in his career that he has had 25 or more touchdowns in a season.

### MOST SEASONS WITH 25-PLUS TOUCHDOWN PASSES

Peyton Manning	13	<b>Tom Brady</b>	<b>6</b>
Brett Favre	11	Drew Brees	6
Dan Marino	7	Joe Montana	6

## WINNINGEST COACH/QB TANDEM

Bill Belichick and Tom Brady have the best winning percentage among a head coach/starting quarterback tandem since the 1970 merger. The tandem's 117 wins are the most wins by any coach-QB tandem since the 1970 AFL-NFL merger.

### WINNINGEST COACH/QB TANDEM SINCE 1970

(Regular Season Only – by winning percentage)

Quarterback/Head Coach	Team	W	L	T	Pct.
<b>Tom Brady/Bill Belichick</b>	<b>NE</b>	<b>117</b>	<b>35</b>	<b>0</b>	<b>.770</b>
Ken Stabler/John Madden	OAK	60	19	1	.756
Jim McMahon/Mike Ditka	CHI	46	15	0	.754
Peyton Manning/Tony Dungy	IND	73	24	0	.753

### WINNINGEST COACH/QB TANDEM SINCE 1970

(Regular Season Only – by victories)

Quarterback/Head Coach	Team	W	L	T	Pct.
<b>Tom Brady/Bill Belichick</b>	<b>NE</b>	<b>117</b>	<b>35</b>	<b>0</b>	<b>.770</b>
Dan Marino/Don Shula	MIA	116	68	0	.630
Terry Bradshaw/Chuck Noll	PIT	107	51	0	.601

## BRADY'S COMEBACKS

Brady has engineered 32 career game-winning performances to lead his team to a victory from a fourth-quarter deficit or tie.

### Time Remaining Passing Statistics^

Date	Opp.	Score	in Reg.	Att	Cmp	Yds	TD	Int	Final
10/16/11	DAL	13-16	5:13	9	11	87	1	0	20-16
12/19/10	GB	21-27	13:49	6	5	82	1	0	31-27
10/17/10	BAL	10-20	14:53	24	16	156	1	1	23-20 OT
09/14/09	BUF	13-24	5:32	13	11	112	2	0	25-24
12/29/07	at NYG	23-28	15:00	12	8	130	1	0	38-35
12/03/07	at BAL	17-24	14:25	17	7	113	1	0	27-24
11/25/07	PHI	24-28	15:00	16	11	109	0	0	31-28
11/04/07	at IND	10-20	9:42	10	8	144	2	0	24-20
01/14/07	at SD*	13-21	8:35	14	9	122	1	1	24-21
12/03/06	DET	13-21	13:07	15	14	101	0	0	28-21
11/26/06	CHI	10-10	14:46	7	6	98	1	0	17-13
11/13/05	at MIA	15-16	2:53	2	2	76	1	0	23-16
10/30/05	BUF	7-16	10:07	4	4	69	0	0	21-16
10/09/05	at ATL	28-28	3:52	2	2	17	0	0	31-28
09/25/05	at PIT	10-13	14:19	12	12	167	0	0	23-20
02/06/05	PHI**	14-14	15:00	4	2	33	0	0	24-21
10/03/04	at BUF	17-17	15:00	4	2	8	1	0	31-17
02/01/04	CAR**	29-29	1:08	5	4	47	0	0	32-29
01/10/04	TEN*	14-14	15:00	11	6	27	0	0	17-14
11/30/03	at IND	31-31	10:21	6	3	31	1	0	38-34
11/23/03	at HST	13-20	3:11	14	10	133	1	0	(ot) 23-20
11/03/03	at DEN	23-26	2:51	4	5	58	1	0	30-26
10/19/03	at MIA	13-13	15:00	10	7	147	1	0	(ot) 19-13
10/05/03	TEN	24-27	4:40	1	1	15	0	0	38-30
12/29/02	MIA	13-24	4:59	13	8	69	1	0	(ot) 27-24
11/10/02	at CHI	19-30	5:16	14	9	116	2	0	33-30
09/22/02	KC	38-38	0:00	5	4	46	0	0	(ot) 41-38
02/03/02	STL**	17-17	1:21	8	5	53	0	0	20-17
01/19/02	OAK*	3-13	15:00	27	20	138	0	0	(ot) 16-13
12/16/01	at BUF	6-9	5:57	13	9	116	0	0	(ot) 12-9
12/02/01	at NYJ	14-16	15:00	7	6	56	0	0	17-16
10/14/01	SD	16-26	8:48	18	13	130	1	0	(ot) 29-26

^Statistics are from the time noted until the end of the game \* Divisional Playoffs \*\* Super Bowl

## BRADY IN THE POSTSEASON

### NFL ALL-TIME LEADERS / PLAYOFF VICTORIES AS STARTING QUARTERBACK

(Bold indicates active players)

Player	Team(s)	Playoff Wins
Joe Montana	San Fran./K.C.	16
<b>Tom Brady</b>	<b>New England</b>	<b>14</b>
Terry Bradshaw	Pittsburgh	14
John Elway	Denver	14
Brett Favre	Green Bay/Minnesota	12
Troy Aikman	Dallas	11
Roger Staubach	Dallas	11

### QUARTERBACKS WITH THREE OR MORE SUPER BOWL VICTORIES

Quarterback	Team	Wins
Terry Bradshaw	PIT	4
Joe Montana	SF	4
Troy Aikman	DAL	3
<b>Tom Brady</b>	<b>NE</b>	<b>3</b>

### PLAYERS WITH MULTIPLE SUPER BOWL MVP AWARDS

Player	Team	MVPs
Joe Montana	SF	3
Terry Bradshaw	PIT	2
<b>Tom Brady</b>	<b>NE</b>	<b>2</b>
Bart Starr	GB	2

### TOP QB HOME STARTING RECORDS SINCE 1970 MERGER (includes postseason)

Player	Team(s)	W	L	T	Pct.
<b>Tom Brady</b>	<b>NE</b>	<b>73</b>	<b>13</b>	<b>0</b>	<b>.848</b>
Terry Bradshaw	PIT	75	14	0	.843
John Elway	DEN	104	25	0	.806
Steve Young	TB/SF	63	19	0	.768

## BRADY HAD THREE STRAIGHT GAMES WITH 30 COMPLETIONS IN 2011

Brady tied an NFL record with three straight games with 30 completions after completing 32 at Miami (9/12), 31 vs. San Diego (9/18) and 30 at Buffalo (9/25). He shares the record with Drew Brees (2011), Steve Young (1995), Rich Gannon (2002), Kurt Warner (2008) and Peyton Manning (2010). The most 30 completion games Brady has had in a season is five in 2007.





# TOM BRADY NEWS & NOTES

## BRADY NEAR THE TOP SINCE BECOMING THE PATRIOTS STARTER IN 2001

Since taking over as the Patriots starting quarterback in 2001, Tom Brady ranks second with 284 touchdown passes and third with 37,770 passing yards.

### Touchdowns Since 2001

Player	Team	Years	TDs
Peyton Manning	IND	2001-11	314
<b>Tom Brady</b>	<b>NE</b>	<b>2001-11</b>	<b>284</b>
Drew Brees	SD/NO	2001-11	258
Brett Favre	GB/NYJ/MIN	2001-10	253
Donovan McNabb	PHI/WAS/MIN	2001-11	205

### Passing Yards Since 2001

Player	Team	Years	Passing Yards
Peyton Manning	IND	2001-11	42,541
Drew Brees	SD/NO	2001-11	38,592
<b>Tom Brady</b>	<b>NE</b>	<b>2001-11</b>	<b>37,770</b>
Brett Favre	GB/NYJ/MIN	2001-10	37,132
Donovan McNabb	PHI/WAS/MIN	2001-11	32,963

## TOM BRADY EARNS 19TH AFC OFFENSIVE PLAYER OF THE WEEK AWARD

Tom Brady was named the AFC Offensive Player of the Week after throwing for 517 yards and four touchdowns, including a 99-yard touchdown pass to Wes Welker in Week 1 at Miami (9/12/11) and in Week 2 after a 423-yard effort with three touchdowns vs. San Diego (9/28/11). Brady has the second-most Player of the Week awards earned by a player since the accolade was instituted in 1984. He is the first player to earn AFC Offensive Player of the Week honors in back-to-back weeks to open a season. He joins Panthers kicker John Kasey (Special Teams, 1996) as the only players to garner consecutive Player of the Week laurels in Week 1 and Week 2 of the same year.

## THE PLAYERS WITH THE MOST CAREER PLAYER OF THE WEEK AWARDS

Player	Career	Team	POW Awards
Peyton Manning	1998-present	Colts	21
<b>Tom Brady</b>	<b>2000-present</b>	<b>Patriots</b>	<b>19</b>
Dan Marino	1983-1999	Dolphins	18
Brett Favre	1991-present	Packers, Jets, Vikings	16
John Elway	1983-1998	Broncos	15

## BRADY SETS NFL RECORD FOR MOST PASS ATTEMPTS WITHOUT AN INTERCEPTION

Tom Brady extended his streak to 358 consecutive regular season pass attempts without an interception in the season-opener before throwing his first interception since Oct. 17, 2010 in the Miami game (9/12). Brady eclipsed Bernie Kosar's record of 308 pass attempts on Dec. 26, 2010 at Buffalo.

### MOST CONSECUTIVE PASS ATTEMPTS WITHOUT AN INTERCEPTION

<b>358</b>	<b>Tom Brady (Patriots)</b>	<b>2010-11</b>
308	Bernie Kosar (Cleveland)	1990-91
294	Bart Starr (Green Bay)	1964-65
279	Jeff George (IND/ATL)	1993-94
277	Rich Gannon (Oakland)	2001
271	Jason Campbell (Washington)	2007-08

## BRADY HAD 11 STRAIGHT STARTS WITHOUT AN INTERCEPTION

Brady finished the 2010 season with 11 straight starts without an interception. That is the most consecutive starts without an interception in the NFL since the 1970 merger. The previous best was nine straight starts by Jason Campbell (2007-08) and Bernie Kosar (1991).

## BRADY IS PATRIOTS ALL-TIME LEADING PASSER

Tom Brady passed Drew Bledsoe in 2009 to become the Patriots all-time passing yardage leader and currently has 37,776 career passing yards.

### PATRIOTS ALL-TIME LEADING PASSERS

Player	YEARS	ATT	COMP	YARDS
<b>Tom Brady</b>	<b>2000-11</b>	<b>5,070</b>	<b>3,234</b>	<b>37,776</b>
Drew Bledsoe	1993-01	4,518	2,544	29,657
Steve Grogan	1975-90	3,593	1,879	26,886

## BRADY SETS NFL RECORD WITH AT LEAST TWO TOUCHDOWNS AND NO INTERCEPTIONS IN NINE STRAIGHT GAMES

Quarterback Tom Brady set an NFL record by throwing at least two touchdowns without an interception in each of the final nine games of the 2010 season. Brady passed Don Meredith's previous record of six straight games with two or more touchdowns and no interceptions (1965-66).

## BRADY HAD 12 GAMES WITH TWO OR MORE TOUCHDOWN PASSES IN 2010

Brady closed out the 2010 season with nine straight games with two or more touchdowns. Brady had 12 games with two or more touchdowns overall in 2010. He had four 3-touchdown games and two 4-touchdown games. The Patriots are 75-15 when he throws two or more touchdowns in a game. The 12 games with two or more touchdowns are second to the 14 games with two or more touchdowns he had in 2007.

## BRADY LED NFL WITH 36 TDS IN 2010

Tom Brady finished with an NFL-leading 36 touchdown passes and a 9.0 TD/INT ratio. He was one of just five quarterbacks in 2010 with at least 30 touchdowns.

### NFL Passing Touchdowns

Rank	Player	Passing TD	INT
<b>1</b>	<b>Tom Brady (NE)</b>	<b>36</b>	<b>4</b>
2	Drew Brees (NO)	33	22
3	Peyton Manning (IND)	33	17
4t	Eli Manning (NYG)	31	25
4t	Philip Rivers (SD)	30	13

## BRADY HAD LOW INTERCEPTION PCT. IN 2010

Tom Brady threw just four interceptions on 492 attempts in 2010, for a 0.81 interception percentage. That mark is the third best in NFL history and the best among all quarterbacks in league history who had at least 250 pass attempts in their low-interception season.

### NFL Interception Percentage

Rank	Player	Int. Pct.
1	Damon Huard (KC) 2006 (244-1)	0.41
2	Joe Ferguson (BUF) 1976 (151-1)	0.66
<b>3.</b>	<b>Tom Brady (NE) 2010 (492-4)</b>	<b>0.81</b>
4.	Steve DeBerg (KC) 1990 (444-4)	0.90

## BRADY REACHES 3,000 YARDS IN 2011

Brady entered the Jets game with 2,703 yards and added 329 to set the NFL record for most yards through a team's first nine games with 3,032 yards. Brady joins Drew Brees (2011) as the only players to reach 3,000 yards passing in the first nine games of a season. It is Brady's ninth career 3,000-yard season.

## Most passing yards through a team's first nine games of a season

Player	Team	Year	Passing Yards
<b>Tom Brady</b>	<b>Patriots</b>	<b>2011</b>	<b>3,032</b>
Drew Brees	Saints	2011	3,004
Phillip Rivers	Chargers	2010	2,944
Rich Gannon	Raiders	2002	2,898
Dan Fouts	Chargers	1982	2,883
Peyton Manning	Colts	2009	2,872

## BRADY HAD 423 YARDS AS A FOLLOW-UP TO HIS 517 YARD PERFORMANCE IN MIAMI

In the season opener in Miami (9/12), Brady threw for 517 yards, becoming one of 11 passers in NFL history to break the 500-yard mark. In Week 2 against San Diego (9/18), Brady became the first of those 11 500-yard passers to follow up his 500-yard performance by throwing for 400 or more yards. Before Brady's performance against the Chargers, only Drew Brees (2006) had followed-up a 500-yard game with 300 or more passing yards.



# PATRIOTS OFFENSIVE NOTES

## BRADY IS ONE OF SEVEN TO THROW FOR CONSECUTIVE 400 YARD GAMES

Brady is one of just seven NFL quarterbacks to have back-to-back games with 400 or more passing yards.

**NFL RECORD FOR MOST CONSECUTIVE 400 OR MORE YARDS PASSING**

**2 Tom Brady, 2011**

2 Cam Newton, Carolina, 2011

2 Matt Cassel, New England, 2008

2 Billy Volek, Tennessee, 2004

2 Phil Simms, N.Y. Giants, 1985

2 Dan Marino, Miami, 1984

2 Dan Fouts, San Diego, 1982

## BRADY ON GOOD PACE IN 2011

Brady is on pace to finish the season with 5,390 passing yards with 3,032 so far in 2011. Only two NFL players have thrown for 5,000 or more yards in a season with Dan Marino's NFL record 5,084 in 1984 and Drew Brees' 5,069 in 2008. The most yards Brady has ever thrown in a season is 4,806 in 2007.

## BRADY ON GOOD PACE PART 2

Brady has 23 touchdown passes through nine games and is on pace for 41 touchdown passes. Brady has led the league in touchdowns passes three times in his career and can tie Len Dawson, Brett Favre, Johnny Unitas and Steve Young (4) for the most seasons leading the league in touchdown passes. Last season, Brady led the NFL with 36 touchdowns. He also led the NFL with a record 50 touchdowns in 2007 and 28 in 2002. If Brady reaches 40 touchdowns he will be just the second player in NFL history to have two seasons with 40 or more touchdowns. Dan Marino had 48 touchdowns in 1984 and 44 in 1986.

## CLASS OF 2000

Tom Brady was the seventh quarterback selected in the 2000 NFL Draft, by the Patriots in the sixth round with the 199<sup>th</sup> overall pick.

**Quarterbacks taken in the 2000 NFL Draft**

Rd	Pk	Player	Taken By
1	18	Chad Pennington	NY Jets
3	65	Giovanni Carmazzi	San Francisco
5	163	Tee Martin	Pittsburgh
6	168	Marc Bulger	New Orleans
6	183	Spurgeon Wynn	Cleveland
6	199	Tom Brady	New England

## DEION BRANCH RETURNED TO THE PATRIOTS

Deion Branch was acquired by the Patriots in a trade with Seattle on Oct. 12, 2010. Originally a second-round pick of the Patriots in 2002, Branch was traded to Seattle in 2006 for a first round pick (Brandon Meriweather). Branch returned to a team that he helped win two Super Bowls. Branch was awarded the Pete Rozelle Trophy as the Most Valuable Player of Super Bowl XXXIX. His 11 receptions in the game tied the Super Bowl record, also achieved by Jerry Rice, Dan Ross and Wes Welker. On the day of Super Bowl XXXIX, Deion called a dozen of his former football coaches to thank them for the support that they gave him throughout his high school, junior college and college careers. Hours after talking to his coaches, he tied the Super Bowl record with 11 receptions and was named MVP of the game. Branch has turned in his biggest performances on the greatest stage in sports, leading all receivers in Super Bowls XXXVIII and XXXIX. He recorded a combined 21 receptions in the two games and owns two of the top seven receiving performances in Super Bowl history. His career reception total in the Super Bowl ranks third all-time, trailing only Jerry Rice (33) and Andre Reed (27).

## DEION BRANCH GOES OVER 100 YARDS

Deion Branch had eight receptions for 129 yards vs. San Diego (9/18), marking his 10th 100-yard receiving game and his seventh as a member of the Patriots. Branch's 129 yards against San Diego pushed him over 6,000 career receiving yards. He finished the game with 6,019 career receiving yards.

## DAN CONNOLLY HAS THE LONGEST KICKOFF RETURN EVER BY AN OFFENSIVE LINEMAN

Dan Connolly was named AFC Special Teams Player of the Week after he returned a kickoff 71 yards to the 4-yard line in the second quarter of the Patriots win vs. Green Bay on Dec. 19, 2010. According to the Elias Sports Bureau, it is the longest kickoff return by an offensive lineman in NFL history. The run by Connolly topped the 48-yard touchdown return by Atlanta's Mal Snider in 1969. The previous longest kickoff return for a Patriots offensive lineman was a 27-yard return by G Stephen Neal on Nov. 30, 2008 vs. Pittsburgh. Connolly's previous best was a 16-yard return vs. Miami on Nov. 8, 2009. Connolly's return set up a 2-yard touchdown pass from Tom Brady to Aaron Hernandez that cut the Packers' lead to 17-14. Joked T Matt Light, "Dan Connolly has the best average for a kickoff return in the NFL. I couldn't believe it when I was watching it. But you put the ball in the hands of an offensive lineman, and, well, naturally [what Connolly did] is not a real shocker."

## JULIAN EDELMAN SETS FRANCHISE RECORD WITH A 94-YARD PUNT RETURN FOR A TOUCHDOWN

WR Julian Edelman set a franchise record with a 94-yard punt return for a touchdown in the second quarter vs. Miami (01/02/11). The Patriots' previous longest punt return was an 89-yard touchdown return by Mike Haynes vs. Buffalo on Nov. 7, 1976. It is the first punt return for a touchdown by the Patriots since Troy Brown had a 68-yard return at Carolina on Jan. 6, 2002.

## EDELMAN SETS PATRIOTS RECORD FOR BEST PUNT RETURN AVERAGE IN A SEASON

Edelman set a franchise record for the best punt return average in a single season with a 15.3-yard punt return average in 2010. The previous best was a 14.8 punt return average by Mack Herron in 1974. Edelman led the AFC and finished second in the NFL with a 15.3 punt return average. Chicago's Devin Hester led the NFL with a 17.1-yard average.

### Patriots Best Punt Return Average/Season

Player	Punt Rt Avg.	Year
Julian Edelman	15.3	2010
Mack Herron	14.8	1974
Troy Brown	14.2	2001

## EDELMAN HAS HIGHEST PUNT RETURN AVERAGE IN TEAM HISTORY

Edelman has returned 42 punts for 522 yards during his Patriots' career and leads the franchise with a 12.4-yard average.

### HIGHEST PUNT RETURN AVERAGE, PATRIOTS CAREER (20 Returns)

Player	Punt Rt Avg.	Year
Julian Edelman	12.4	2009-11(42-522)
Mack Herron	12.0	1973-75 (74-888)
Carl Garrett	11.3	1969-72 (43-487)
Wes Welker	10.6	2007-11 (89-942)

## EDELMAN GOES FROM STANDOUT QB TO WR

Edelman began his college football career with a year at the College of San Mateo (Calif.) before transferring to Kent State where as a senior he completed 56% of his passes (153 of 275 passes for 1,820 yards) with 13 touchdowns. He was also the leading rusher, gaining 1,551 yards on 215 attempts (an average of 7.5 yards per carry) and scoring 13 touchdowns. His offensive numbers broke Kent State's single-season record for total offense set by Joshua Cribbs in 2003.

## EDELMAN GOES ON DEFENSE

Late in the fourth quarter of the Patriots' 37-16 win at the Jets (11/13), Edelman was pressed into service on defense and registered his first NFL tackle when he laid a hard hit on RB LaDainian Tomlinson.



# PATRIOTS OFFENSIVE NOTES

## KEVIN FAULK IS HIGH ON THE CHARTS

Kevin Faulk has filled various roles since joining the team in 1999. He is the Patriots all-time leader in all-purpose yards with 12,307 and kickoff return yards (4,098) and is the Patriots' all-time leading return specialist, totaling 5,030 combined yards. He ranks fifth in rushing (3,590), fifth in receptions (429), 11th in pass receiving yards (3,687) and 21<sup>st</sup> in scoring (200). Faulk owns the longest non-touchdown kickoff return in team history when he covered 95 yards on a return against the New York Jets (11/15/99).



### PATRIOTS LEADERS / ALL-PURPOSE YARDS ALL-TIME

Player	Years	ALL-PURPOSE YARDS
<b>Kevin Faulk</b>	<b>2001-11</b>	<b>12,307</b>
Stanley Morgan	1977-89	11,468
Troy Brown	2001-07	11,053
Irving Fryar	1984-92	8,184

He is one of just six NFL players this past decade to total 3,000 rushing yards and 3,000 receiving yards. (Tiki Barber, Brian Westbrook, Marshall Faulk, Michael Pittman and LaDarian Tomlinson.

## FAULK IS THIRD ON ALL-TIME YARDS FROM SCRIMMAGE

Faulk is third on the Patriots all-time list with 7,277 yards from scrimmage.

### PATRIOTS LEADERS / YDS FROM SCRIMMAGE ALL-TIME

Player	Years	Rush-Yd	Rec.-Yd	Yd/Scrim.
Stanley Morgan	1977-1989	21-127	534-10352	10479
Sam Cunningham	1973-1982	1385-5453	210-1905	7358
<b>Kevin Faulk</b>	<b>1999-11</b>	<b>858-3590</b>	<b>49-3687</b>	<b>7277</b>
Tony Collins	1981-1987	1191-4647	261-2356	7003

Faulk has more total yards from scrimmage than any other Patriots player since 2001. Faulk has totaled 5,820 yards from scrimmage (2,731 rushing and 3,089 receiving).

## FAULK: FRANCHISE RB RECEPTIONS LEADER

Faulk is the Patriots' all-time leader in receptions by a running back, totaling 429 career receptions. His receiving total ranks fifth on the Patriots' overall receptions list. He is one of 26 running backs in NFL history to reach 400 receptions.

### RECEPTIONS BY PATRIOTS RUNNING BACKS

Player	Years	Rec.
<b>Kevin Faulk</b>	<b>1999-2011</b>	<b>429</b>
Tony Collins	1981-87	261
Sam Cunningham	1973-79, 1981-82	210
Larry Garron	1960-68	185

### ACTIVE NFL RB RECEIVING LEADERS

Rk	Player	Years	Rec.Yards.
1	LaDarian Tomlinson (SD/NYJ)	2001-2011	4,635
2	<b>Kevin Faulk (New England)</b>	<b>1999-2011</b>	<b>3,687</b>

## GREEN-ELLIS IS HIGH ON THE TOUCHDOWN LIST SINCE 2010

Since the beginning of the 2010 season, RB BenJarvus Green-Ellis has 18 touchdown runs. Green-Ellis' total of 18 touchdowns since the beginning of 2010 the fifth most in the NFL.

### Most Rushing Touchdowns Since 2010

Player	Touchdowns
Arian Foster (Houston)	22
Adrian Peterson (Minnesota)	22
Rashard Mendenhall (Pitt.)	19
Michael Turner (Atlanta)	19
<b>BenJarvus Green-Ellis</b>	<b>18</b>

## GREEN-ELLIS RECORDS 22<sup>ND</sup> AND 23<sup>RD</sup> CAREER RUSHING TOUCHDOWN

RB BenJarvus Green-Ellis had two rushing touchdown against the Jets (10/9) to push his career total to 23. He is now tied on the Patriots list with Don Calhoun for seventh. Curtis Martin and Tony Collins are tied for fifth all-time with 32 rushing touchdowns. Green-Ellis is the 10th player in Patriots history to record 20 or more touchdowns in a New England uniform.

## GREEN-ELLIS GOES OVER 1,000 YARDS

RB BenJarvus Green-Ellis finished the 2010 season with 1,008 rushing yards, becoming the first Patriots player to top the 1,000-yard rushing mark since Corey Dillon had a team-record 1,635 rushing yards in 2004. Green-Ellis is the 11th New England player to record a 1,000-yard rushing season. Green-Ellis recorded his 1,000-yard season without fumbling the ball all year, joining Baltimore's Ray Rice as the only NFL backs with at least 175 rushing attempts and no fumbles this season. Green-Ellis and Rice are the first running backs to have a 1,000-yard season without a fumble since DeAngelo Williams had a 1,000-yard season without a fumble in 2008.

## BENJARVUS GREEN-ELLIS HAD 13 RUSHING TOUCHDOWNS

BenJarvus Green-Ellis scored his 13th rushing touchdown of the 2010 season on a 1-yard touchdown run in the first quarter of the season-finale vs. Miami (1/02). Green-Ellis' 13 rushing touchdowns are tied for the third highest rushing touchdown total by a Patriots player, trailing only two 14-touchdown seasons by Curtis Martin (1995 and 1996). Corey Dillon also had a 13-touchdown season in 2006. Green-Ellis is the first undrafted rookie to score 10 or more rushing touchdowns in a season for the Patriots. He is the eighth player in team history to record double digit rushing touchdowns in a season.

## GREEN-ELLIS' 13 TOUCHDOWNS TIED FOR FOURTH-BEST IN TEAM HISTORY

Green-Ellis' 13 touchdowns overall are tied for the fourth most overall in team history. He led the team with 78 points and is the first non-kicker to lead the Patriots in points since RB Robert Perryman in 1988 with 36.

### MOST OVERALL TOUCHDOWNS IN A SEASON / PATRIOTS HISTORY

Player	Touchdowns	Year
Randy Moss (23 receiving)	23	2007
Curtis Martin (14 rushing, 3 receiving)	17	1996
Curtis Martin (14 rushing, 1 receiving)	15	1995
<b>BenJarvus Green-Ellis (13 rushing)</b>	<b>13</b>	<b>2010</b>
Randy Moss (13 receiving)	13	2009
Corey Dillon (13 rushing)	13	2006
Corey Dillon (12 rushing, 1 receiving)	13	2005
Corey Dillon (12 rushing, 1 receiving)	13	2004
Steve Grogan (12 rushing, 1 fumble)	13	1976
Stanley Morgan (12 receiving, 1 return)	13	1979
Antowain Smith (12 rushing, 1 rec.)	13	2001

## BENJARVUS GREEN-ELLIS – THE LAW FIRM

BenJarvus Green-Ellis earned the nickname the Law Firm from his Patriots teammates because of his multi-part name. He was signed by the Patriots as an undrafted free agent in 2008 out of the University of Mississippi. As a rookie, he recorded touchdowns in four straight games after being called up from the practice squad in October. His knack for finding the end zone has continued last season as he reached the end zone a career-high 13 times, including his first 2-touchdown performance vs. Minnesota (10/31). Green-Ellis also had a 112-yard rushing performance against the Vikings with 62 yards on the Patriots' final fourth quarter touchdown drive that extended a 3-point lead to a 10-point cushion in a 28-18 victory. Green-Ellis recalls the first time he heard the nickname "The Law Firm" -- it was on ESPN -- and joked that if he's the Law Firm that makes Patriots coach Bill Belichick the Supreme Court, and Robert Kraft the owner of the entire court.





# PATRIOTS OFFENSIVE NOTES

## PATRIOTS HAD TWO PLAYERS FINISH WITH 10 OR MORE TOUCHDOWNS IN 2010

RB BenJarvus Green-Ellis rushed for 13 touchdowns, while TE Rob Gronkowski had 10 receiving touchdowns in 2010. It is the third time in team history that the Patriots had two players finish with 10 or more touchdowns in a season. In 1974, Mack Herron had 12 touchdowns (7 rushing, 5 receiving) and Sam Cunningham had 11 (9 rushing, 2 receiving). In 1976, Steve Grogan had 12 touchdowns (12 rushing) and Andy Johnson had 10 touchdowns (6 rushing, 4 receiving). It is the first time that the Patriots finished a season with a player with 10 rushing touchdowns and 10 receiving touchdowns.

## ROOKIE TIGHT ENDS MADE AN IMPACT IN 2010 AND CONTINUE TO GO STRONG IN 2011

Rob Gronkowski finished first among all rookie tight ends with 10 touchdown catches, while Aaron Hernandez ranked second with six in 2010. Gronkowski and Hernandez are the first pair of rookie tight end teammates with at least five TD receptions in the same season in NFL history. Gronkowski has eight touchdowns in 2011, while Hernandez has five. The tandem has totaled 13 touchdown receptions through nine games this season, comprising more than half of Tom Brady's total of 23 scoring tosses.

## GRONKOWSKI ON PACE TO SET PATRIOTS RECORD

Rob Gronkowski has 709 receiving yards on 52 receptions and is on pace to finish with 92 receptions for 1,260 yards. The Patriots record for most receiving yards by a tight end is 1,174 by Ben Coates in 1994. The Patriots record for most receptions by a tight end is 96 by Coates in 1994.

### Most Receiving Yards by a Patriots Tight End

Player	Yards	Year
Ben Coates	1,174	1994
Ben Coates	915	1995
Marv Cook	808	1991
Don Hasselbeck	808	1981

### Most Receptions by a Patriots Tight End

Player	Rec.	Year
Ben Coates	96	1994
Ben Coates	84	1995

Gronkowski's pace would land him with the 2nd most receiving yards by a tight end in NFL history. He would become the 12<sup>th</sup> tight end in NFL history to produce a 90-catch season.


### Most Receiving by Tight End in the NFL

Player	Yards	Year
Kellen Winslow (SD)	1,290	1980
Tony Gonzalez (KC)	1,258	2004
Todd Christiansen (Raiders)	1,247	1983
Jackie Smith (STL)	1,205	1967
Tony Gonzalez (KC)	1,203	2000
Pete Retzlaff (PHI)	1,190	1965
Ben Coates (NE)	1,174	1994

## GRONKOWSKI SET PATS ROOKIE TE MARK

Gronkowski finished 2010 with 10 touchdowns to establish a record for most touchdown catches by a tight end in Patriots history, besting Russ Francis (4 in 1975) and Don Hasselbeck (4 in 1977). Gronkowski became the first Patriots rookie to ever record three touchdowns in a game with a three-TD game at Pittsburgh (11/14).

Gronkowski set a Patriots rookie record for receiving touchdowns in a season, moving past WR Jim Colclough and WR Randy Vataha, who each had nine. Gronkowski ranks second in NFL history for touchdowns by a rookie tight end overall. Only Mike Ditka (12) had more touchdowns as a rookie tight end. Gronkowski is only the fourth Patriots player to record 10 or more touchdown receptions in a season, joining Randy Moss (3 times), Stanley Morgan (2) and Jim Colclough (1).



## GRONKOWSKI ON PACE TO BREAK TIGHT TOUCHDOWN MARK

Gronkowski has eight touchdowns so far in 2011. The NFL record for most touchdowns in a season by a tight end is 13 by Vernon Davis (SF) in 2009 and Antonio Gates (SD) in 2004. Gronkowski has a total of 18 touchdowns in 25 NFL games.

## GRONKOWSKI SCORES IN FIVE STRAIGHT GAMES

TE Rob Gronkowski tied a Patriots record by catching a touchdown pass in five straight regular season games with a 1-yard touchdown pass in the first quarter at Buffalo (9/25). Randy Moss, Daniel Graham, Michael Timpson and Jimmy Colclough also caught touchdown passes in five straight games.

## GRONKOWSKI HAS HIS FIFTH GAME WITH 2 OR MORE TOUCHDOWNS

Gronkowski scored on 18-yard touchdown and a 5-yard touchdown in the win at the Jets (11/13) for his fifth game with two or more touchdowns and his third two-touchdown game of the 2011 season. He had two touchdowns vs. San Diego (9/12) and at Buffalo (12/26). He had a career-high three touchdowns as a rookie at Pittsburgh on Nov. 14, 2010.

## GRONKOWSKI SETS CAREER-HIGH

Gronkowski set a career high with eight receptions for 101 yards vs. the NY Giants (11/6). He matched the eight receptions last week at the Jets (11/13) and set a career-high with 113 receiving yards. He has caught seven more receptions in four straight games and has two consecutive 100-yard games.

## GRONKOWSKI LEADS ALL TIGHT ENDS WITH 16 SINCE 2010

Gronkowski has 18 touchdowns since the start of the 2010 season, the most among all NFL tight ends during that time.

### Most Touchdowns by a Tight End Since 2010

Player	Touchdowns
Rob Gronkowski	18
Jason Witten	13
Antonio Gates	12
Tony Gonzalez	12

### Most Touchdown Receptions Since 2010

Player	Touchdowns
Calvin Johnson	23
Dwayne Bowe	19
Rob Gronkowski	18

## AARON HERNANDEZ LEARNS FROM HIS BROTHER

The relationship between Aaron Hernandez and his older brother D.J. has taken on many roles over the years: sibling, teammate, role model and surrogate father. They played high school football together – D.J. the star senior quarterback and Aaron, the athletic but not quite ready freshman. When their father passed away when Aaron was 17, he relied on his brother even more. "I just followed my brother's footsteps," he told the Providence Journal. "I just tried to follow his work ethic because he did everything the right way. He was always successful." D.J., now the quarterbacks coach at Brown, has tried to instill hard work and perseverance in his younger brother. It's paying off, as Aaron started last season as the youngest active player on an NFL roster and continues to thrive in the Patriots offense.

## AARON HERNANDEZ STARTS BIG

Hernandez's first NFL reception was a 45-yard catch in the first quarter of the season-opener vs. Cincinnati (9/12/10). It is the longest reception by a Patriots rookie on his first catch since WR Tony Simmons had a 47-yard reception in his debut on Oct. 15, 1998. Hernandez had 563 receiving yards on 45 receptions in 2010. The 45 receptions are most by a Patriots rookie tight end. His 563 yards are second to Russ Francis, who had 636 receiving yards in 1975.

## HERNANDEZ HAS CAREER DAY IN 2011 OPENER

TE Aaron Hernandez had a career day with seven receptions for 103 receiving yards for his second NFL 100-yard game at Miami (9/12). He had 101 yards at the New York Jets on Sept. 19, 2010.





# PATRIOTS OFFENSIVE NOTES

## HERNANDEZ SETS CAREER HIGH WITH EIGHT CATCHES VS. DALLAS

Hernandez caught eight passes for 68 yards and a game-winning touchdown against Dallas (10/16). Hernandez's eight receptions set a new career high. He previously had seven receptions against Miami (9/12/11) and against San Diego (9/18/11).

## HERNANDEZ HAD TOUCHDOWN PASSES IN BACK-TO-BACK GAMES FOR THE FIRST TIME

Hernandez registered his first games with back-to-back touchdowns after catching a 14-yard touchdown pass in the first quarter against the Chargers (9/18). He had a 1-yard touchdown pass in the third quarter in the season-opener at Miami (9/12).

## CHAD OCHOCINCO NAME CHANGE

Chad Ochocinco was acquired by the Patriots in a trade with Cincinnati on July 29, 2011. He played as Chad Johnson for the first seven years of his Bengals career. He legally changed his last name to Ochocinco prior to the 2008 season. Upon joining the Patriots, TE Aaron Hernandez switched his jersey number from 85 to 81 to accommodate Ochocinco. Said Ochocinco on getting number 85 from Hernandez: "Nothing [exchanged]. It was Mr. Hernandez's way of greeting me here. He gave me the number, I didn't have to pay anything. I just shook his hand and said, 'Thank you.'"

## OCHOCINCO IN THE RANKINGS

Ochocinco is 26<sup>th</sup> on the NFL's all-time list with 10,984 receiving yards. He is one of 34 players in NFL history to reach 10,000 yards receiving. Among active players, he ranks fifth in receiving yards.

He is 28<sup>th</sup> on the NFL all-time list with 762 receptions and is one of 33 players to reach 700 receptions.

He has 66 touchdown receptions and needs four to become the 33<sup>rd</sup> player in NFL history to reach 70 touchdown receptions.

## 2011 FIRST ROUND PICK NATE SOLDER

It only took a day for Nate Solder to decide to change from his lifelong position of tight end to tackle after playing his freshman year at Colorado as a tight end. "My coaches came to me and said, 'You'd be an all right tight end, but you'd be an even better tackle,' " he told the Boston Globe. "I've always wanted to be great, so that's why I moved to tackle." He added over 30 pounds after his redshirt freshman season and was named the team's starting left tackle. He played in 2,540 of 2,542 offensive plays over the next three seasons at Colorado and has been an immediate contributor on the Patriots offensive line at right tackle. He's even had the chance to return to his tight end roots, occasionally filling in as the third tight end in short-yardage situations.

## MATTHEW SLATER: LIKE FATHER LIKE SON

Matthew Slater, drafted in 2008, is one of six sons of Hall of Fame members to be drafted in NFL history.

## HALL OF FAME FATHERS WITH SONS DRAFTED IN THE NFL

Jackie Slater (class of 2001) – son, Matthew Slater (NE)  
 Howie Long (class of 2000) – son, Chris Long (STL)  
 Bobby Bell (class of 1983) – son, Bobby Bell (NYJ)  
 Tony Dorsett (class of 1994) – son, Anthony Dorsett (HOU)  
 Bob Griese (class of 1990) – son, Brian Griese (DEN)  
 Kellen Winslow (class of 1995) – son, Kellen Winslow (CLE)

## SLATER RECORDS FIRST CAREER RECEPTION IN 2011 SEASON-OPENER

Slater registered his first NFL reception with a 46-yard catch from QB Tom Brady in the first quarter of the 2011 season-opener at Miami (9/12).

## GREETINGS FROM KAARST, GERMANY: SEBASTIAN VOLLMER MAKES HIS MARK

A native of Kaarst, Germany, Vollmer did not begin playing football until the age of 14 when he started playing for the Dusseldorf club team. Vollmer helped lead his German prep school team to two national football championships. His early football success landed him an appearance in the 2004 Global Junior Championships in San Diego, which led him to a scholarship at Houston. He spoke almost no English when he signed with Houston, but he became fluent in the language as he developed from a 250-pound tight end into a 315-pound lineman who started his final 25 games at tackle for the Cougars. Vollmer's collegiate career created interest from the NFL where the Patriots drafted him in the second round of the 2009 draft. Nicknamed Seabass, during his playing days at Houston. The nickname has carried over to the NFL.

## WATERS BEGAN HIS CAREER AS A TIGHT END

Despite going to five Pro Bowls as a guard, there was a time when even Brian Waters didn't know his position. He played tight end for three years in college at North Texas before becoming the team's starting defensive end, backup tight end and fill-in fullback as a senior. He was signed by Dallas as a rookie free agent tight end in 1999 but did not make the team. He was signed by Kansas City the following winter and was sent to the Berlin Thunder of NFL Europe as an offensive lineman. Waters returned to the NFL in 2000, making the Kansas City roster as an offensive lineman. Now with the Patriots, it's clear how Waters carved out a permanent position for himself in the NFL. Said Bill Belichick, "Every time I go by his locker he's studying his game plan. Very professional. I've really been impressed with not only the way he's performed, but just the way he's gone about his job. He adds a lot of quiet leadership."

## DANNY WOODHEAD SET TEAM MARK FOR RUSHING AVERAGE IN 2010

Danny Woodhead finished the 2010 season with 97 rushes for 547 yards, with his average of 5.64 yards per carry setting a new team record (minimum 90 rushing attempts). Woodhead topped Don Calhoun's previous team mark of 5.59 yards per carry in 1976 (129 attempts for 721 yards).

## MOST YARDS PER CARRY / SINGLE SEASON PATRIOTS HISTORY (Minimum 90 rushes)

Player	Year	Gm	Rush	Yds	Avg.	Lg
D. Woodhead	2010	14	97	547	5.64	36t
Don Calhoun	1976	14	129	721	5.59	54
Mosi Tatupu	1983	16	106	578	5.45	55

Danny Woodhead's career average of 5.382 is the best ever in franchise history among any players with at least 100 rushing attempts.

## PATRIOTS ALL-TIME LEADERS / RUSHING AVERAGE (Minimum 100 Attempts)

Name	Years	Att	Yds	Avg.	TD
Danny Woodhead	2010-11	141	733	5.198	5
Jim Plunkett	1971-75	159	817	5.138	9
Steve Grogan	1975-90	445	2176	4.890	35
Robert Weathers	1982-86	159	733	4.610	4
Sammy Morris	2007-10	334	1486	4.449	12
BenJarvus Green-Ellis	2008-11	425	1797	4.228	23

## WOODHEAD GOES FROM DIVISION II TO THE NFL

Danny Woodhead was a standout at Division II Chadron State in Nebraska. He averaged 178.9 yards per game and totaled 101 rushing touchdowns during his collegiate career. Woodhead's outstanding junior and senior seasons earned him two Harlon Hill Trophies, the Division II equivalent to the Heisman Trophy. He is one of just three players to ever win two or more Harlon Hill Trophies, joining Texas A&M University-Kingsville running back Johnny Bailey, who won it three times (1987-89) before playing six seasons in the NFL for the Bears, Cardinals, and Rams. Valdosta State University's Dusty Bonner was the only other player to win the Harlon Hill Trophy multiple times (2000 and 2001). Cincinnati Bengals running back Bernard Scott (2008–Abilene Christian) joins Woodhead as active NFL running backs who have won the award.



# WR Wes Welker News & Notes

## WELKER LEADS NFL IN RECEPTIONS SINCE 2007

Wes Welker leads the NFL with 504 receptions since the start of 2007. He is the first player to reach 300 receptions in his first 40 games with a new team. Welker is leading the NFL in 2011 with 72 receptions for 1,006 yards.



### 2007-PRESENT NFL REC. LEADERS

Player	Team	Rec.	Yds	TD
<b>Wes Welker</b>	<b>NE</b>	<b>504</b>	<b>5,542</b>	<b>28</b>
Brandon Marshall	DEN/MIA	446	5,466	28
Reggie Wayne	IND	439	5,804	33

## WELKER REACHES 1,000 YARDS FOR A PATRIOTS RECORD FOURTH TIME

Welker entered the Jets game needing 40 yards to reach 1,000 yards receiving for the fourth time in his Patriots career. He now has 1,006 yards through nine games in 2011. He caught six passes for 46 yards to reach the mark. The four 1,000-yard seasons are the most by a Patriots receiver. Welker was tied with Randy Moss and Stanley Morgan with three 1,000-yard seasons.

### MOST 1,000-YARD RECEIVING SEASONS IN PATRIOTS HISTORY 4 Wes Welker (2007-09, 11)

3 Randy Moss (2007-10)

3 Stanley Morgan 1977-89)

## EIGHTH TIME IN NFL HISTORY A PLAYER REACHES 1,000 YARDS IN THE NINTH GAME

Welker reached 1,000 yards in the ninth game of the season. It is an accomplishment that has happened just eight times in NFL history since the merger and for the first time since Torry Holt accomplished the feat with St. Louis in 2003. Isaac Bruce accomplished the feat two times. All eight times the accomplishment was reached in the ninth game of the season.

### PLAYERS WHO REACHED 1,000 RECEIVING YARDS BY TEAMS NINTH GAME OF THE SEASON

Player	Team	Year
<b>Wes Welker</b>	<b>Patriots</b>	<b>2011</b>
Torry Holt	St. Louis	2003
Isaac Bruce	St. Louis	2000
Marvin Harrison	Indianapolis	2000
Isaac Bruce	St. Louis	1995
Michael Irvin	Dallas	1995
Jerry Rice	San Francisco	1990
Wes Chandler	San Diego	1982

## WELKER BECOMES THIRD PATRIOT TO RECORD 500 RECEPTIONS

Welker (504) entered the Jets game with 498 receptions as a member of the Patriots. He caught two passes in the second quarter to become the third Patriots Player to reach 500 receptions as a member of the Patriots, joining Troy Brown (557) and Stanley Morgan (534).

## WELKER BECOMES THE FASTEST PLAYER IN NFL HISTORY TO REACH 500 RECEPTIONS WITH ONE TEAM

Welker reached 500 receptions as a member of the Patriots in his 70<sup>th</sup> game with the Patriots and became the fastest player to record 500 receptions with one team, surpassing Anquan Boldin (80 games with Arizona). He is the fourth player in NFL history with at least 500 catches in a five-year span. Only Marvin Harrison (five times), Cris Carter (twice) and Pro Football Hall of Famer Jerry Rice (once) have accomplished the feat.

### THE PLAYERS TO REACH 500 RECEPTIONS WITH ONE TEAM IN THE FEWEST GAMES

Player	Team	Games
<b>Wes Welker</b>	<b>New England</b>	<b>70</b>
Anquan Boldin	Arizona	80
Lionel Taylor	Denver	81
Larry Fitzgerald	Arizona	87

## WELKER LEADS TEAM IN RECEPTIONS FOR RECORD FOURTH STRAIGHT YEAR IN 2010

Wes Welker became the first Patriots player to lead the team in receiving in four straight years after finishing 2010 with 86 receptions. The 86 receptions tied for sixth best in the NFL. He also led the team in receiving yards (848) for the third straight year. Welker suffered a knee injury in the 2009 regular-season finale at Houston and missed New England's postseason game vs. Baltimore. Welker returned from his injury well ahead of expectations and was back in the starting lineup for the season-opener in 2010.

## WELKER HAD THREE STRAIGHT 100 CATCH AND 1,000 YARD SEASONS

Welker registered his third straight season with at least 100 receptions (123) and 1,000 receiving yards (1,348) in 2009. Only four other NFL players have had three consecutive seasons of at least 100 receptions and 1,000 yards receiving: Marvin Harrison (4, 1999-02), Brandon Marshall (3, 2007-09), Herman Moore (3, 1995-97) and Jerry Rice (3, 1994-96). Welker is the only player in NFL history with three straight seasons with 110 or more receptions.

### MOST 100-RECEPTIONS SEASON IN NFL HISTORY

Player	100-reception seasons
Marvin Harrison	4
Jerry Rice	4
<b>Wes Welker</b>	<b>3</b>
Brandon Marshall	3
Herman Moore	3
Andre Johnson	3
Reggie Wayne	3

## WELKER: 7.2 CATCHES PER GAME SINCE 2007

Wes Welker is averaging 7.2 receptions per game since joining New England in 2007. His 7.2 average is the highest in the NFL during that time.

### MOST RECEPTIONS PER GAME SINCE 2007 (Minimum-20 games)

Player	Team	Average
<b>Wes Welker</b>	<b>New England Patriots</b>	<b>7.2</b>
Andre Johnson	Houston Texans	6.7
Brandon Marshall	Denver/Miami	6.5

## WELKER FINISHES WITH SECOND MOST RECEPTIONS AND SECOND HIGHEST AVERAGE IN NFL HISTORY IN 2009

Welker led the NFL with 123 receptions in 2009, despite missing two games and most of the season-finale due to an injury. He averaged 8.8 receptions in the 14 games he played. The 123 receptions are a Patriots record and match Herman Moore (Detroit in 1995) for the second most receptions in a single season in NFL history, behind Marvin Harrison's NFL record of 143 receptions in 2002. Welker's 8.8 catches per game in 2009 rank second in NFL history to the 8.9 average set by Harrison in 2002. He has 21 games with nine or more catches since joining the Patriots. His 21 games with nine or more catches are the most in Patriots history.

### MOST RECEPTIONS IN A SEASON

Player	Team	Year	Receptions
Marvin Harrison	Indianapolis	2002	143
<b>Wes Welker</b>	<b>New England</b>	<b>2009</b>	<b>123</b>
Herman Moore	Detroit	1995	123

## WELKER IS STREAKING

Welker has a streak of 87 straight regular-season games with at least one reception. He has caught at least one pass in each of his 74 games with the Patriots, including four postseason games. The last time that Welker did not catch a pass in a game was December 24, 2005 when he was with Miami. He has caught at least one pass in 70 consecutive regular-season games with the Patriots to extend a franchise record. TE Ben Coates originally set the record with 63.



# WR Wes Welker/DEFENSIVE NOTES

## WELKER TIES NFL RECORD FOR 10-PLUS CATCH GAMES IN A SEASON WITH SEVEN IN 2009

Welker had seven 10-plus reception games in 2009 season to tie the NFL record for most 10-plus reception games in a single season. Andre Johnson of Houston had seven 10-plus reception games in 2008.

### PATRIOTS MOST GAMES WITH 10-PLUS CATCHES

#### No. of 10-plus reception games for the Patriots

<b>Wes Welker</b>	<b>12</b>
Ben Coates	5
Troy Brown	5

## WELKER PILES UP YARDS

Wes Welker had a career-high in receiving yards with 1,348 in 2009. It is the third highest in team history. Welker has three of the top eight receiving seasons in team history with his three-straight (1,175 in 2007, 1,165 in 2008 and 1,348 in 2009).

### PATRIOTS SINGLE-SEASON RECEIVING YARD LEADERS

Player	Season	Yds	Rec.	TD
Randy Moss	2007	1493	98	23
Stanley Morgan	1986	1491	84	10
<b>Wes Welker</b>	<b>2009</b>	<b>1348</b>	<b>123</b>	<b>4</b>
Randy Moss	2009	1264	83	13
Troy Brown	2001	1199	101	5
<b>Wes Welker</b>	<b>2007</b>	<b>1175</b>	<b>112</b>	<b>8</b>
Ben Coates	1994	1174	96	7
<b>Wes Welker</b>	<b>2008</b>	<b>1165</b>	<b>111</b>	<b>3</b>

## WELKER IS AVERAGING 8.0 RECEPTIONS PER GAME IN 2011

Wes Welker is averaging 8.0 receptions per game through the first nine games with 72 receptions. The NFL record for highest average catches for per game in a season is 8.9 by Marvin Harrison in 2002. Harrison in 2002 and Welker in 2009 with 8.8 are the only NFL players to average 8.0 or more receptions per game.

## WELKER TIES NFL RECORD WITH THREE GAMES OF 8 RECEPTIONS, 150 YARDS AND A TD

Welker is already tied with six other players as the only players in NFL history to have at least eight receptions, 150 receiving yards and at least one touchdown three times in a single season with three such games in 2011.

### PLAYERS TIED FOR NFL RECORD OF THREE GAMES WITH 8+ REC, 150+ YDS, AND 1+ TD IN A SINGLE SEASON

<b>Wes Welker</b>	<b>2011</b>
Randy Moss	2003
Tim Brown	1995
Isaac Bruce	1995
Jerry Rice	1993
Sterling Sharpe	1989
Roy Green	1984

## WELKER SETS FRANCHISE RECORD FOR RECEIVING YARDS; TIED TEAM MARK IN RECEPTIONS

Welker had a career-high 217 receiving yards to set a franchise record at Buffalo (9/25). The previous record was set by Terry Glenn when he had 214 at Cleveland on Oct. 3, 1999. It is the second 200-yard performance in franchise history. Welker's previous best was 192 yards vs. the New York Jets (11/22/09). Welker's 16 receptions at Buffalo are a personal best and are tied with Troy Brown for the franchise mark. Brown had 16 vs. Kansas City on Sept. 22, 2001. Welker previous best were the 15 he had vs. the New York Jets (11/22/09).

## WELKER TIED FOR THIRD AMONG ACTIVE PLAYERS WITH 12 10-PLUS RECEPTION GAMES

Welker now has 12 10-plus reception games in his career.

### Most Games with 10+ receptions/Active Players

15 Andre Johnson	12 Anquan Boldin
14 Reggie Wayne	12 Brandon Marshall
<b>12 Wes Welker</b>	

## WELKER (CONTINUED)

### MOST GAMES WITH 10+ RECEPTIONS IN NFL HISTORY

17 Jerry Rice	<b>12 Wes Welker</b>
16 Marvin Harrison	12 Anquan Boldin
15 Andre Johnson	12 Brandon Marshall
14 Cris Carter	
14 Reggie Wayne	
13 Tim Brown	

## WELKER ON RECORD PACE

Through nine games, Welker has an NFL-leading 1,006 receiving yards. Welker is on pace for 1,788 which would be second to Jerry Rice's record of 1,848 set in 1995. Welker has an NFL-leading 72 receptions in 2011. He is on pace for 128, which would be second to the NFL record of 143 receptions by Marvin Harrison in 2002.

## KYLE ARRINGTON SCORES ON A 36-YARD INTERCEPTION RETURN

Kyle Arrington registered his first NFL interception and returned it 36 yards for a touchdown in the third quarter vs. Green Bay on Dec. 19, 2010. Arrington's interception return was his second touchdown of 2010. He scored when he returned a blocked field goal 35 yards for a touchdown at Miami on Oct. 4.

## ARRINGTON TIED FOR NFL LEAD WITH 5 INT.


Arrington intercepted Eli Manning in the end zone vs. NY Giants (11/6) for his fifth interception of 2011. He is tied with for the NFL lead. The last Patriots player to lead the NFL in interceptions was Asante Samuel with 10 in 2006.

## ANDRE CARTER SETS PATRIOTS RECORD WITH 4.5 SACKS AT THE JETS IN 2011

Andre Carter set a franchise record with 4.5 sacks at the jets on Nov. 13, 2011. The previous best was 4.0 by Julius Adams at Atlanta (12-4-77), Tony McGee at Baltimore (11-16-78) and Mike Hawkins vs. NY Jets (9-9-79). Carter's previous best was 2.5 at Carolina on Oct. 11, 2009 while with Washington. It is Carter's third game with two more sacks in 2011. He now has a team-leading 9.0 sacks.

## PATRICK CHUNG RECORDS HIS FIRST NFL BLOCKED PUNT AND BLOCKED FIELD GOAL

S Patrick Chung blocked a second half punt and field goal at Miami (10/04) to become the first NFL player to do both in a single game since Houston CB Ramon Walker had a blocked field goal and punt vs. New England on Nov. 23, 2003. Chung blocked a second half punt to give the Patriots to set up a 12-yard touchdown run by RB BenJarvus Green-Ellis. Chung then blocked a 53-yard field goal attempt in the fourth quarter that was recovered by CB Kyle Arrington and returned for a touchdown. Chung was a two-time special teams player of the year during his college career at Oregon.



## PATRICK CHUNG'S JOURNEY TO THE NFL

Long before S Patrick Chung picked up flag football as a teen, his mother, Jamaican recording artist Sophia George, had preached about being a tough man in a song. Her hit single, "Girlie Girlie" – a traditional reggae song about poking fun at a boy who was not man enough – topped the charts in 1985. Chung is aware that among his talents he was born with speed and agility - singing is not one of them. Chung, who possesses a great sense of pride in his unique heritage – his mother is Jamaican and his father is half Jamaican and half Chinese, was born in Jamaica and moved to California at age 12 where he started to play football as a freshman in high school. Chung went on to star at Oregon, where he holds the distinction of starting more games than any other defensive player in school history with 51 starts. He originally entered the draft as junior, but ultimately decided to return for his senior season. Pinned to the back of his locker is a reminder of the support he has gotten - a Jamaican flag that indicates his family's importance to him.






# PATRIOTS DEFENSIVE NOTES

## GARY GUYTON HAD TWO DEFENSIVE TOUCHDOWNS IN 2010

LB Gary Guyton returned a fumble 35 yards for a touchdown at Chicago (12/12/10) and returned an interception 59 yards for a touchdown in the season-opener vs. Cincinnati (9/12/10). Guyton is the first Patriots player to score two defensive touchdowns in a season since LB Tedy Bruschi returned two interceptions for touchdowns in 2003.



## GUYTON AND ARRINGTON RETURN FIRST CAREER INTERCEPTIONS FOR SCORES

LB Gary Guyton intercepted his first pass vs. Cincinnati (9/12/10) and returned it 59 yards for a touchdown, and CB Kyle Arrington returned his first career interception vs. Green Bay (12/19/10) 36 yards for a touchdown. Guyton joins Kyle Arrington and as current Patriots' players that returned their first career interception for a touchdown.

## GUYTON HAS THE WORK ETHIC

Gary Guyton was not drafted into the NFL, but through a solid work ethic was able to make the 53-man roster and has been a solid player over the last three seasons for the Patriots. Taking a peek into his work history shows his work ethic goes beyond the football field. At the end of his rookie season, Guyton went back to Georgia Tech and worked as an office assistant at the school's research institute.

"I was an office assistant, right there at the desk," said Guyton, who worked for a small wage at Georgia Tech Research Institute. "Just a regular office assistant. Tech is my school and I enjoyed it."

"He's smart, well prepared," Bill Belichick said. "He understands. He's got a real good understanding of football. Not just his role, but where other people have to be. That's what you really want in a defensive signal-caller, someone that understands how it all works."

It's been a long road," Guyton said. "I have come far. I've achieved some things. But I don't look back, just forward."

## KYLE LOVE 'MINI-V' FOLLOWS WILFORK

Kyle Love has been looking up to Vince Wilfork since his days at Mississippi State, when his teammates dubbed him "Mini-V" for his resemblance to the Patriots defensive tackle. The nickname led Love to closely monitor Wilfork as he finished his playing days with the Bulldogs. Little did he know that he would get the chance to watch Wilfork from an even closer perspective – lined up next to him on the Patriots defensive line. "I stay close to that guy always. Watch me out here, I'm right beside him, no matter what," Love told the *Boston Globe*. Now that they're on the same team, Wilfork has become an even bigger influence, like a big brother, according to Love.

## STILL RECEIVING THE LOVE

Kyle Love continues to receive motivation from his father, retired Army colonel Anthony Love. Every game day, his father sends him a text message with words of encouragement to get him excited. His dad has been motivating him since middle school and the message has always remained the same: "Give the coaches a reason to keep you."

## MAYO LED NFL WITH 193 TOTAL TACKLES

LB Jerod Mayo finished first in the NFL with a career-high 193 total tackles in 2010 with two 19-tackle games: vs. BLT (10/17) and vs. GB (12/19). His 193 tackles are the highest since LB Steve Nelson had 207 tackles in 1984 and are the third highest in team history. Mayo had 10 games in 2010 with 10-plus tackles.



## Patriots Single Season Tackle Leaders All-Time

Year	Player	Tackles
1983	LB Clayton Weishuhn	229
1984	LB Steve Nelson	207
<b>2010</b>	<b>LB Jerod Mayo</b>	<b>193</b>
1980	LB Steve Nelson	186

## MAYO IS A YOUNG LEADER

Jerod Mayo learned knowledge and discipline are the keys to success while spending afternoons with his three brothers under the supervision of their grandfather, Walter Johnson, a retired Air Force veteran of 30 years. While Mayo's mother worked two jobs, Johnson taught the boys discipline, responsibility and the value of life. Those lessons helped Mayo develop a work ethic and demeanor that has earned him the nickname of "Old Soul" from his teammates. His leadership skills and talent helped him become only the second Patriot to be named AFC Rookie of the Year, earning that title in 2008 to join Michael Haynes (1976).

## MAYO NAMED 2011 RON BURTON COMMUNITY SERVICE AWARD WINNER

Linebacker Jerod Mayo was named the 2011 Ron Burton Community Service Award winner at the Patriots Charitable Foundation's Annual Kickoff Gala on August 30. Upon receiving the award, Mayo recognized Myra Kraft's impact, saying, "Not only did she give with her funds and things like that, but her time. She was on the front lines, digging the holes, putting the trees up and things like that. Just seeing examples like that really means a lot to me." Mayo is a constant presence at Patriots Charitable Foundation activities, especially events that benefit children. In 2010, he launched the Mayo Bowl, an annual celebrity bowling fundraiser for Pitching in for Kids, a charity that helps improve the lives of children in New England.

## DEVIN MCCOURTY RECORDS SEVEN INTERCEPTIONS

CB Devin McCourty tied for second in the NFL and led all rookies with seven interceptions in 2010. The seven interceptions by a Patriots rookie are second to the eight by Mike Haynes in 1976.

## Most Interceptions by a Patriots Rookie

Player	Interceptions	Year
Mike Haynes	8	1976
<b>Devin McCourty</b>	<b>7</b>	<b>2010</b>

## DOUBLE TROUBLE: CB DEVIN MCCOURTY

After being selected by the Patriots in the first round of the 2010 NFL Draft, CB Devin McCourty became part of a select group in league history. McCourty's identical twin brother, Jason, is a cornerback with Tennessee, selected in the sixth round of the 2009 NFL Draft. The two are the 12<sup>th</sup> set of twins to play in the NFL. Devin redshirted for the 2005 season and therefore was a year behind his brother in eligibility. McCourty is the second twin to suit up for the Patriots, after CB Kato Serwanga was a member of the team from 1998-2000. His twin brother Wasswa played for San Francisco and Minnesota from 1999-2001. According to McCourty's mother, the two can only be told apart by tiny scars on their faces left by chickenpox.





# DEFENSIVE NOTES/SPECIAL TEAMS

## ROB NINKOVICH: WHERE DID HE COME FROM?

Rob Ninkovich's journey to the Patriots was not easy. He entered the league as a fifth-round pick of New Orleans in 2006 and was waived four times by New Orleans and Miami before landing in New England on Aug. 2, 2009. He spent the 2009 offseason trying to make the New Orleans team as a long snapper. Before coming to the Patriots he had appeared in just eight games over three years. He doubled that total in his first year in New England, appearing in 15 games in 2009 and his role on the team has grown since. He finished with 58 total tackles, four sacks, broke up three passes and had 11 special teams stops last season. He also had two interceptions, both against his former team, the Miami Dolphins. He tied for the AFC lead in fumble recoveries with three, with the most notable coming at San Diego on Oct. 24, when he returned a fumble 63 yards, marking the second longest fumble return in team history. He had his second 2-interception game at the New York Jets on Nov. 13, 2011 and returned his second pick 12 yards for a touchdown. Despite his success, Ninkovich told the Brockton Enterprise, "I don't want to get comfortable. You can't get comfortable because the first time you get comfortable, you're out of a job. I'm always uneasy. That keeps you going."

## WILFORK REGISTERS FIRST CAREER INTERCEPTIONS

Vince Wilfork recorded his first career interception when he picked off QB Philip Rivers in the second quarter vs. San Diego (9/18). He had his second interception at Oakland (10/2) to join Anthony Pleasant (2001) as the only other Patriots defensive lineman to ever record two interceptions in the same season. Wilfork is one of four Patriots defensive lineman to ever record two interceptions overall, joining Pleasant, Richard Seymour and Henry Thomas.

## WILFORK WEARS HIS HEART ON HIS NECK

Vince Wilfork wears No. 75 over his shoulder pads. Underneath hangs a gold chain locket for those who were number one in his heart: his parents. In 2002, parents David and Barbara Wilfork both passed away within five months of each other, leaving the then University of Miami star without his greatest support system. Wilfork, who lost his father to diabetes, has raised hundreds of thousands of dollars for diabetes-related causes. His annual draft day fundraiser, a bowling event he has held for seven years, is one of the signature fundraising events held by a pro athlete in New England. For his charity work, Wilfork was awarded the 2010 New England Patriots Ron Burton Community Service Award. While he will always cherish his National Championship and Super Bowl rings, his constant reminder lies closest to his heart, a picture of his late parents at their high school prom. "I carry them with me wherever I go," Wilfork said of his parents' keepsake. "My parents pushed me to be the best I could be. The things I do and my wife does, we do out of the kindness of our heart, and we do it for the community. I never look for anything in return. My teammates are my second family. My kids, my wife, the New England Patriots – that's all I have."

## GOSTKOWSKI SIXTH BEST EVER IN FIELD GOAL PCT.

Stephen Gostkowski's 84.3 field goal percentage is the sixth-best among NFL kickers all-time.

Player	Years	FGM	FGA	Pct.
Nate Kaeding	2004-11	173	200	86.5
Mike Vanderjagt	1998-06	230	266	86.5
Robbie Gould	2005-11	179	208	86.1
Shayne Graham	2001-10	208	242	86.0
Rob Bironas	2005-11	173	202	85.6
<b>Stephen Gostkowski</b>	<b>2006-11</b>	<b>129</b>	<b>153</b>	<b>84.3</b>
Matt Stover	1991-09	297	471	83.7
Matt Bryant	2002-11	188	225	83.6

## EVEN STEPHEN

Since joining the Patriots as a fourth-round draft choice in 2006, Stephen Gostkowski has connected on 84.3 percent of his regular-season field goal attempts (129-for-153), achieving the best field goal percentage in Patriots history.

## PATRIOTS ALL-TIME LEADERS / FIELD GOAL PCT.

Player	Years	FGM	FGA	Pct.
<b>Stephen Gostkowski</b>	<b>2006-11</b>	<b>129</b>	<b>153</b>	<b>.843</b>
Adam Vinatieri	1996-05	263	321	.819
Matt Bahr	1993-95	55	72	.764
Tony Franklin	1984-87	93	125	.744
Jason Staurovsky	1988-91	50	69	.724
John Smith	1974-83	128	191	.670

## GOSTKOWSKI IS GOOD IN THE FOURTH QUARTER

Gostkowski kicked two fourth-quarter field goals against the Giants (11/6), raising his streak to 34 consecutive successful fourth-quarter field goals. In his career, Gostkowski is 35 of 36 overall in fourth quarter field goals. His only fourth-quarter miss was in his second career game when he had a 29-yard try blocked at the Jets (9/17/06). Gostkowski's 34 consecutive fourth quarter field goals are the most since the statistic began to be tracked in 1991. Matt Stover had the second longest streak with 29 straight from 2005 through 2009.

## Highest Fourth Quarter Field Goal PCT. In NFL History

Player	Years	FGM	FGA	Pct.
<b>Stephen Gostkowski</b>	<b>2006-11</b>	<b>35</b>	<b>36</b>	<b>97.2</b>
Nick Folk	2007-11	35	37	94.6
Josh Brown	2003-11	62	67	92.5

## JAMES IHEDIGBO WILL ALWAYS HAVE HOPE

Amherst, Mass. native James Ihedigbo is the son of Apollos and Rose Ihedigbo, who came to Massachusetts from Nigeria, earned doctorate degrees from UMass and strived to improve the lives of many Africans back home. When James was in high school, his father returned to Africa to start the Nigerian-American Technical and Agricultural College. He worked to build the school for two years before dying in 2002 from kidney failure. In 2008, Ihedigbo, his mother and his four siblings kept his legacy alive by founding HOPE Africa, an organization that helps fund educational and medical efforts in Africa and supports the college his father started. As he told the Boston Herald, Ihedigbo hopes to "help students be what they dream they can be." He went a long way toward that goal in March 2011 when he traveled to Africa with three other NFL players, Amobi Okoye, Frank Okam and Connor Baldwin, and his mother, who serves as HOPE Africa's executive director. They brought 3,500 books, ran health clinics, taught kids American football and most of all, spread hope.

## ZOLTAN MESKO: COMING TO AMERICA

Rookie P Zoltan Mesko was born in Timisoara, Romania on the Romania-Hungary border. On Many occasions in 1989, during the communist revolutions, his family was forced to take cover to avoid gun shots from the armies. Even after the fall of the Berlin Wall, his family lived in poverty. His family left Romania when his father won a United States Permanent Resident Card (green card) in the Diversity Immigrant Visa Lottery in 1997 when Mesko was 11.

## MESKO DISCOVERS FOOTBALL

An avid soccer player from his days in Romania, Mesko had a strong leg. It was only when he came to America that he discovered his leg could take him places. In eighth grade, Mesko was playing kickball in the gym when he kicked the ball so high that he broke a light fixture. He was given a choice: pay for the light fixture or play football. With his family still struggling with money and football being a more popular sport than soccer at his school, the choice was an obvious one—Mesko decided to play football. His leg would land him numerous Division I scholarships and admission offers from Ivy League schools. From these, Mesko chose to play football at Michigan.



# WINNINGEST PRO SPORTS TEAM SINCE 2001

## PATRIOTS ARE WINNINGEST PRO SPORTS FRANCHISE SINCE 2001

The Patriots level of sustained success is unmatched in professional sports over the last 10 years. Since the 2001 season, the Patriots have won 75.1 percent of their regular season games (127-42), compiling the highest winning percentage in major American professional sports over that period. Since 2001, there have been 142 franchises that have fielded teams in the five major American sports leagues (NFL, MLB, NBA, NHL and MLS) and the Patriots have won with more frequency than any other team over that period.

## HIGHEST WINNING PERCENTAGE IN MAJOR AMERICAN PROFESSIONAL SPORTS, 2001-PRESENT

(Regular Season – Includes National Football League, Major League Baseball, National Basketball Association, National Hockey League and Major League Soccer)

Records updated through games of November 14, 2011

Rank	Team	Lg.	W	L	T/OTL	Pct.
1	New England Patriots	NFL	127	42	0	0.751
2	Miami Fusion*	MLS	16	5	5	0.712
3	San Antonio Spurs	NBA	576	243	0	0.703
4	Dallas Mavericks	NBA	569	251	0	0.694
5	Detroit Red Wings	NHL	460	189	104	0.680
6	Indianapolis Colts	NFL	115	55	0	0.676
7	Pittsburgh Steelers	NFL	113	56	1	0.668
8	Los Angeles Lakers	NBA	521	299	0	0.635
9	San Jose Sharks	NHL	420	229	104	0.627
10	Philadelphia Eagles	NFL	105	63	1	0.624
11	Green Bay Packers	NFL	105	64	0	0.621
12	Vancouver Canucks	NHL	417	250	89	0.610
13	New Jersey Devils	NHL	416	252	85	0.609
14	Seattle Sounders FC	MLS	44	24	26	0.606
15	New York Yankees	MLB	1070	709	0	0.601
16	Dallas Stars	NHL	397	249	108	0.598
17	Ottawa Senators	NHL	397	264	95	0.588
18	Phoenix Suns	NBA	481	339	0	0.587
19	Detroit Pistons	NBA	480	340	0	0.585
20	Baltimore Ravens	NFL	98	71	0	0.580
21	Philadelphia Flyers	NHL	377	260	115	0.578
22	San Diego Chargers	NFL	97	72	0	0.574
23	Boston Bruins	NHL	371	262	120	0.572
24	Buffalo Sabres	NHL	383	277	95	0.570
25	Boston Red Sox	MLB	1014	767	0	0.569
26	Boston Celtics	NBA	465	355	0	0.567
27	Nashville Predators	NHL	373	280	101	0.562
28	Anaheim Ducks	NHL	370	281	104	0.559
29	St. Louis Cardinals	MLB	994	787	0	0.558
30	Calgary Flames	NHL	368	284	102	0.556
31	Montreal Canadiens	NHL	369	286	100	0.555
32	Colorado Avalanche	NHL	371	288	96	0.555
33	Houston Dynamo	MLS	73	53	60	0.554
34	Philadelphia Phillies	MLB	984	797	0	0.552
35	Los Angeles/Anaheim Angels	MLB	984	798	0	0.552
36	Chicago Bears	NFL	93	76	0	0.550
37	Washington Capitals	NHL	360	286	107	0.549
38	Atlanta Braves	MLB	977	803	0	0.549
39	Toronto Maple Leafs	NHL	360	289	106	0.547
40	Los Angeles Galaxy	MLS	140	110	82	0.545
41	New York Giants	NFL	92	77	0	0.544
42	Houston Rockets	NBA	446	374	0	0.544
43	Utah Jazz	NBA	445	375	0	0.543
44	Minnesota Wild	NHL	354	292	109	0.541
45	New York Rangers	NHL	357	296	100	0.541
46	Orlando Magic	NBA	441	379	0	0.538
47	Oakland A's	MLB	954	827	0	0.536
48	New Orleans Saints	NFL	91	79	0	0.535
49	Minnesota Twins	MLB	950	832	0	0.533
50	Denver Broncos	NFL	90	79	0	0.533

**NOTES:** This analysis uses NFL rules when calculating winning percentage, counting ties as a half-win and a half-loss. For NHL teams, overtime losses (OTL) and ties from 2001-2004 (the NHL abolished ties in 2005-2006 and instituted a shootout system) are considered ties.

\*The Miami Fusion were contracted following the 2001 MLS season.

## HIGHEST WINNING PERCENTAGE AMONG BOSTON-AREA MAJOR PROFESSIONAL SPORTS TEAMS, 2001-PRESENT


(Rankings listed below are each team's overall ranking among the 142 major American pro sports teams)

Records updated through games of November 14, 2011

Rank	Team	Lg.	W	L	T/OTL	Pct.
1	New England Patriots	NFL	127	42	0	0.751
23	Boston Bruins	NHL	371	262	120	0.572
25	Boston Red Sox	MLB	1014	767	0	0.569
26	Boston Celtics	NBA	465	355	0	0.567
91	New England Revolution	MLS	119	126	88	0.489



# PATRIOTS HOME DOMINANCE



Since the Patriots moved to Gillette Stadium in 2002, they have celebrated more regular season and postseason wins than any other team in the NFL. The Patriots have the highest point differential at home in that time and are among the top three offensive and defensive leaders at home. The Patriots home dominance is especially strong against NFC teams.

REGULAR SEASON HOME RECORD SINCE 2002					
Rank	Team	W	L	T	Pct.
1	New England	63	13	0	0.829
2	Baltimore	57	19	0	0.750
3	Indianapolis	57	20	0	0.740
4	Pittsburgh	55	21	1	0.721
5	San Diego	53	24	0	0.688

HOME PLAYOFF RECORD SINCE 2002 (MIN. 5 GAMES)					
Rank	Team	W	L		Pct.
1	Seattle	5	1		0.833
2	New England	7	2		0.778
3	Philadelphia	5	2		0.714
3	Pittsburgh	5	2		0.714
5	Indianapolis	6	3		0.667

HOME RECORD SINCE 2002 (INCLUDING PLAYOFFS)					
Rank	Team	W	L	T	Pct.
1	New England	70	15	0	0.824
2	Indianapolis	63	23	0	0.733
3	Pittsburgh	61	23	1	0.724
4	Baltimore	57	21	0	0.731
5	San Diego	55	27	0	0.671

HOME RECORD AFTER HALLOWEEN SINCE 2002					
Rank	Team	W	L	T	Pct.
1	New England	31	8	0	0.795
2	Green Bay	30	10	0	0.750
3	Baltimore	32	11	0	0.744
4	Indianapolis	35	12	0	0.744
5	San Diego	30	13	0	0.698

HOME RECORD VS. NFC SINCE 2002					
Rank	Team	W	L	T	Pct.
1	New England	18	2	0	0.900
2	Pittsburgh	16	2	1	0.868
3	Baltimore	17	3	0	0.850
4	Indianapolis	14	5	0	0.737
5	Jacksonville	14	6	0	0.700

HOME RECORD VS DIVISIONAL OPPONENTS SINCE 2002					
Rank	Team	W	L	T	Pct.
1	New England	23	5	0	0.821
2	Indianapolis	23	5	0	0.821
3	Seattle	21	7	0	0.750
3	Green Bay	21	7	0	0.750
5	San Diego	21	8	0	0.724
6	Pittsburgh	20	8	0	0.714
7	Minnesota	20	9	0	0.690

POINT DIFFERENTIAL AT HOME SINCE 2002		
Rank	Team	Point Differential
1	New England	757
2	Baltimore	659
3	San Diego	580
4	Indianapolis	562
5	Pittsburgh	546

POINTS ALLOWED PER GAME AT HOME SINCE 2002		
Rank	Team	Points Allowed
1	Baltimore	15.7
2	New England	16.6
3	Pittsburgh	17.4
4	New York Jets	17.9
5	Green Bay	18.4

POINTS SCORED PER GAME AT HOME SINCE 2002		
Rank	Team	Points Scored
1	San Diego	27.8
2	New England	26.5
3	Indianapolis	26.3
4	Green Bay	26.2
5	Kansas City	24.9



# PATRIOTS FOOTBALL NETWORK

The **Patriots Football Network** (PFN) is the full portfolio of media offerings from the three-time Super Bowl Champion New England Patriots. PFN provides Patriots content produced both in-house and with media partners spanning print, television, radio and the Internet.

## PATRIOTS ALL ACCESS

**T** Emmy-Award winning Patriots All Access airs weekly throughout the season on WBZ, Channel 4 in Boston and regional affiliates. Patriots All Access features exclusive, behind-the-scenes access and in-depth weekly features on Patriots players and personnel. Hosted by WBZ's Steve Burton, the show features weekly sit-downs with Coach Bill Belichick, including the popular "Belestrator" segment where the coach breaks down upcoming opponents. Fridays at 7:00 p.m. and Sundays at 9:00 a.m. on **TV 38 in Boston; WNAC-TV in Providence**; Saturdays at 12:05 a.m. on **WMUR-TV in Manchester, N.H.** Saturdays at 5:00 a.m. on **WMTW-TV in Portland, Maine**; Saturdays at 5:00 p.m. on **WCTX-TV in Hartford, Conn.** Saturdays at 7:00 p.m. on **WFXQ-TV in Springfield, Mass.**; Sundays at 11:00 a.m. on **WVII-TV in Bangor, Maine**



## TOTALLY PATRIOTS



**T**otally Patriots is a unique, one of a kind Patriots show aimed for the next generation of Patriots fans. This weekly, youth oriented football show allows school aged fans unprecedented access to their favorite players, enabling them to ask questions in a relaxed, informal setting.

### PATRIOTS TODAY AND PATRIOTS THIS WEEK

**PATRIOTS TODAY:** Available daily at Patriots.com and on Verizon Fios on Demand, as well as on Verizon wireless' VCAST.

**PATRIOTS THIS WEEK:** Saturdays 10:30 p.m. on Comcast Sports Net.

*Patriots Today* gives fans a daily, in-depth look at the club that is unmatched by any other outlet. The show is hosted by Lyndsay Petruncy with daily reports from Brian Lowe and twice-weekly analysis from PFW's Paul Perillo. This daily Webcast is dedicated exclusively to the Patriots and provides daily features, reports and commentary that will satisfy every fan's daily Patriots fix. Every Saturday (TBA) on Comcast Sports Net, Lyndsay Petruncy will bring you *Patriots This Week*, providing a thorough recap of each week's developments.

### PATRIOTS.COM NEWS

Patriots.com features daily updates and exclusive content from the writers of *Patriots Football Weekly*, offering everything from breaking news to player features and the popular "Ask PFW" postings.

### VIDEO

The first professional sports team website to offer streaming video provides Patriots fans with a variety of exclusive video content. Visitors can choose their channel and watch exclusive video from news to cheerleaders. Patriots.com also features video of every Patriots press conference, including postgame press conferences and Coach Belichick's weekday media updates.

### AUDIO

Patriots Web Radio programming is available exclusively on Patriots.com beginning at noon each day, Monday through Friday. Kicking off the programming lineup is PFW In Progress, a daily online program that features candid commentary from the writers of *Patriots Football Weekly*. Following PFW In Progress is Patriots Playbook, hosted by John Rooke, featuring items from around the NFL. Stay tuned for the debut of new shows during the 2009 season. Patriots.com also offers streaming audio of every Patriots press conference, as well as archives of Patriots.com Radio shows. Patriots.com provides podcasts of Patriots.com radio offerings as well as exclusive content.

### PATRIOTS MONDAY ON WEEI

WEEI Sports Radio broadcasts Patriots Monday each week, offering fans unique insight and analysis from Coach Belichick and Tom Brady in addition to other Patriots players. WEEI will broadcast Patriots Monday live from Gillette Stadium each Monday, kicking off with Dennis & Callahan at 6:00 a.m.

### PATRIOTS FRIDAY ON WEEI

WEEI Sports Radio broadcasts Patriots Friday each week, offering fans a look ahead at the weekend's game, match ups and rivalries. Various Patriots players will be featured on air. WEEI will broadcast Patriots Fridays each week throughout the season, kicking off with Dennis & Callahan at 6:00 a.m., followed by Mutt and Merloni at 10:00 a.m. and The Big Show with Glenn Ordway and Michael Holley from 2:00 to 6:00 p.m.

### 98.5 THE SPORTS HUB PATRIOTS RADIO NETWORK

A new era in Patriots Radio history began in 2009, with the move of the game broadcasts to 98.5 FM, Boston's Sports Hub. The transition to Boston's new all-sports radio station insures that Patriots fans will continue to hear every kick, block and tackle in stereo, and without static, in crystal-clear FM quality. Fans all over New England will be able to listen in to any of 36 stations on the Safety Insurance 98.5 The Sports Hub Patriots Radio Network, starting with Patriots Preview three hours before kickoff, and capped off with Patriots Postgame for three hours after the final gun.



#### FLAGSHIP STATION 98.5 FM Boston's Sports Hub

#### MASSACHUSETTS

WAQY	Springfield	102.1 FM
WBEC	Pittsfield	1420 AM
WPKZ	Fitchburg	1280 AM
WNAW	N. Adams	1230 AM
WBSM	New Bedford	1420 AM
WPVQ	Greenfield	95.3 FM
WSAR	Fall River	1480 AM
WWFX	Worcester	100.1 FM
WXTK	Hyannis	95.1 FM

#### MAINE

WEBB	Augusta	98.5 FM
WWMJ	Bangor	95.7 FM
WBLM	Portland	102.9 FM
WEGP	Presque Isle	1390 AM

#### CONNECTICUT

WCCC	Hartford	106.9 FM
WMOS	New London	102.3 FM
WINY	Putnam	1350 AM
WGCH	Greenwich	1490 AM

#### NEW HAMPSHIRE

WTPL	Concord	107.7 FM
WSAK	Hampton	102.1 FM
WHQV	Laconia	104.9 FM
WKNE	Keene	99.1 FM
WSHK	Portsmouth	105.3 FM
WGHM	Nashua	1590 AM
WPKQ	N. Conway	103.7 FM
WGAM	Manchester	1250 AM

#### RHODE ISLAND

WPRO	Providence	630 AM
WEAN	Providence	99.7 FM

#### NEW YORK

WCKL	Catskill	560 AM
------	----------	--------

#### VERMONT

WBTN	Bennington	1370 AM
WORK	Barre	107.1 FM
WKVT	Brattleboro	92.7 FM
WCPV	Burlington	101.3 FM
WEXP	Rutland	101.5 FM
WMOO	Derby Center	92.1 FM
WSTJ	St Johnsbury	1340 AM
WMXR	Woodstock	93.9 FM





# 2011 OFFENSIVE STATISTICS

## WON 6, LOST 3

09/12 W 38-24	at Miami	66,860
09/18 W 35-21	San Diego	68,756
09/25 L 31-34	at Buffalo	68,174
10/02 W 31-19	at Oakland	62,572
10/09 W 30-21	New York Jets	68,756
10/16 W 20-16	Dallas	68,756
10/30 L 17-25	at Pittsburgh	64,424
11/06 L 20-24	New York Giants	68,756
11/13 W 37-16	at New York Jets	79,088
11/21	Kansas City	
11/27	at Philadelphia	
12/04	Indianapolis	
12/11	at Washington	
12/18	at Denver	
12/24	Miami	
01/01	Buffalo	

	N.E.	Opp.
TOTAL FIRST DOWNS	224	211
Rushing	53	52
Passing	151	145
Penalty	20	14
3rd Down: Made/Att	49/107	50/116
3rd Down Pct.	45.8	43.1
4th Down: Made/Att	3/6	4/10
4th Down Pct.	50.0	40.0
POSSESSION AVG.	28:33	31:27
TOTAL NET YARDS	3887	3708
Avg. Per Game	431.9	412.0
Total Plays	603	600
Avg. Per Play	6.4	6.2
NET YARDS RUSHING	953	928
Avg. Per Game	105.9	103.1
Total Rushes	227	217
NET YARDS PASSING	2934	2780
Avg. Per Game	326.0	308.9
Sacked/Yards Lost	16/98	20/131
Gross Yards	3032	2911
Att./Completions	360/238	363/230
Completion Pct.	66.1	63.4
Had Intercepted	10	12
PUNTS/AVERAGE	31/45.3	39/47.3
NET PUNTING AVG.	31/41.0	39/40.6
PENALTIES/YARDS	61/551	69/588
FUMBLES/BALL LOST	7/4	9/5
TOUCHDOWNS	30	23
Rushing	6	7
Passing	23	15
Returns	1	1

* SCORE BY PERIODS	Q1	Q2	Q3	Q4	OT	PTS
TEAM	51	67	51	90	0	259
OPPONENTS	27	50	43	80	0	200

* SCORING	TD	Ru	Pa	Rt	K-PAT	FG	S	PTS
Gostkowski	0	0	0	0	29/29	16/19	0	77
R. Gronkowski	8	0	8	0			0	48
Welker	6	0	6	0			0	36
Green-Ellis	5	5	0	0			0	30
Hernandez	5	0	5	0			0	30
Branch	4	0	4	0			0	24
Ninkovich	1	0	0	1			0	6
Ridley	1	1	0	0			0	6
Woodhead	0	0	0	0			0	2
TEAM	30	6	23	1	29/29	16/19	0	259
OPPONENTS	23	7	15	1	22/22	12/14	2	200

2-Pt Conv: Woodhead, TM 1-1, OPP 0-1

SACKS: A. Carter 9, Anderson 5, Ninkovich 1.5, Wilfork 1.5, Chung 1, Love 1, Pryor 0.5, Wright 0.5, TM 20, OPP 16

FUM/LOST: Brady 3/1, Edelman 1/1, Hernandez 1/1, Slater 1/1, Welker 1/0

* RUSHING	No.	Yds	Avg	Long	TD
Green-Ellis	116	460	4.0	18	5
Ridley	36	194	5.4	33t	1
Woodhead	44	186	4.2	12	0
Faulk	11	40	3.6	9	0
Brady	14	37	2.6	8	0
Welker	2	32	16.0	19	0
Edelman	3	2	0.7	5	0
Hernandez	1	2	2.0	2	0
TEAM	227	953	4.2	33t	6
OPPONENTS	217	928	4.3	41	7

* RECEIVING	No.	Yds	Avg	Long	TD
Welker	72	1006	14.0	99t	6
R. Gronkowski	52	709	13.6	30	8
Branch	37	484	13.1	45	4
Hernandez	37	374	10.1	30	5
Woodhead	12	103	8.6	14	0
Ochocinco	11	201	18.3	53	0
Green-Ellis	5	49	9.8	13	0
Faulk	5	20	4.0	18	0
Edelman	3	27	9.0	11	0
Ridley	3	13	4.3	8	0
Slater	1	46	46.0	46	0
TEAM	238	3032	12.7	99t	23
OPPONENTS	230	2911	12.7	58	15

* INTERCEPTIONS	No.	Yds	Avg	Long	TD
Arrington	5	48	9.6	27	0
Wilfork	2	47	23.5	28	0
Ninkovich	2	30	15.0	18	1
Guyton	1	17	17.0	17	0
Brown	1	2	2.0	2	0
Chung	1	0	0.0	0	0
TEAM	12	144	12.0	28	1
OPPONENTS	10	153	15.3	42	1

* PUNTING	No.	Yds	Avg	Net	TB	In	Lg	B
Mesko	31	1405	45.3	41.0	2	11	58	0
TEAM	31	1405	45.3	41.0	2	11	58	0
OPPONENTS	39	1843	47.3	40.6	2	15	64	0

* PUNT RETURNS	Ret	FC	Yds	Avg	Long	TD
Edelman	15	4	138	9.2	18	0
Welker	8	1	82	10.3	25	0
TEAM	23	5	220	9.6	25	0
OPPONENTS	16	8	94	5.9	18	0

* KICKOFF RETURNS	No.	Yds	Avg	Long	TD
Edelman	10	236	23.6	37	0
Woodhead	8	157	19.6	24	0
Ridley	7	152	21.7	32	0
Slater	3	54	18.0	22	0
R. Gronkowski	1	11	11.0	11	0
McCourty	1	24	24.0	24	0
Ninkovich	1	10	10.0	10	0
TEAM	31	644	20.8	37	0
OPPONENTS	35	818	23.4	88	0

* FIELD GOALS	1-19	20-29	30-39	40-49	50+
Gostkowski	0/ 0	7/ 8	3/ 3	5/ 7	1/1
TEAM	0/ 0	7/ 8	3/ 3	5/ 7	1/1
OPPONENTS	0/ 0	9/10	1/ 1	2/ 3	0/0
Gostkowski:	(48N, 20G)	(22G, 47G)	(23G)	(44G)	(44G, 24G, 28G)
	(31G, 26G)	(46G, 42N)	(27N, 32G, 45G)	(50G, 36G, 27G)	
OPP:	(20G) ( )	(42G, 28G)	(28G, 26G) ( )	(48G, 22G, 26G)	
	(33G, 21G, 23G, 44N)	(22G)	(24N)		

* PASSING	Att	Cmp	Yds	Cmp%	Yds/Att	TD	TD%	Int	Int%	Long	Sack/Lost	Rating
Brady	360	238	3032	66.1	8.42	23	6.4	10	2.8	99t	16/ 98	102.0
TEAM	360	238	3032	66.1	8.42	23	6.4	10	2.8	99t	16/ 98	102.0
OPPONENTS	363	230	2911	63.4	8.02	15	4.1	12	3.3	58	20/ 131	88.3



# 2011 DEFENSIVE STATISTICS

Tackle Statistics based on Coaches Film Review

PLAYER Name	TACKLES			SACKS			INTERCEPTIONS				FUMBLES				SP. TEAMS				
	TT	UT	A	S/	Yds	QH	Int/	Yds	TD	PD	FF	FR/	Yds	TD	TT	UT	A	FF	FR
Patrick Chung	60	38	22	1.0	3.0	1	1	0	0	4	0	0	0	0	2	1	1	0	0
Devin McCourty	58	43	15	0.0	0.0	0	0	0	0	3	0	0	0	0	3	2	1	0	0
Brandon Spikes	48	35	13	0.0	0.0	1	0	0	0	1	0	0	0	0	0	0	0	0	0
Jerod Mayo	44	31	13	0.0	0.0	0	0	0	0	0	1	0	0	0	0	0	0	0	0
Vince Wilfork	42	21	21	1.5	10.5	6	2	47	0	3	1	0	0	0	0	0	0	0	0
Kyle Arrington	41	24	17	0.0	0.0	0	5	48	0	8	0	0	0	0	7	4	3	0	0
Andre Carter	41	27	14	9.0	65.5	16	0	0	0	0	1	0	0	0	0	0	0	0	0
Gary Guyton	36	25	11	0.0	0.0	0	1	17	0	1	0	0	0	0	0	0	0	0	0
James Ihedigbo	36	25	11	0.0	0.0	0	0	0	0	0	0	0	0	0	4	2	2	0	0
Rob Ninkovich	33	20	13	1.5	0.0	4	2	30	1	4	0	1	0	0	0	0	0	0	1
Kyle Love	29	20	9	1.0	11.0	2	0	0	0	0	0	1	0	0	0	0	0	0	0
Sergio Brown	21	18	3	0.0	0.0	0	1	2	0	1	0	0	0	0	4	3	1	0	0
Leigh Bodden	16	14	2	0.0	0.0	0	0	0	0	4	0	0	0	0	0	0	0	0	0
Josh Barrett	14	9	5	0.0	0.0	0	0	0	0	0	0	0	0	0	3	3	0	0	0
Mark Anderson	14	10	4	5.0	32.5	7	0	0	0	1	1	0	0	0	0	0	0	0	0
Antwaun Molden	10	6	4	0.0	0.0	0	0	0	0	0	0	0	0	0	6	4	2	0	0
Dane Fletcher	9	7	2	0.0	0.0	4	0	0	0	0	0	0	0	0	3	3	0	0	0
Brandon Deaderick	9	6	3	0.0	0.0	0	0	0	0	0	0	0	0	0	0	0	0	0	0
Shaun Ellis	8	5	3	0.0	0.0	1	0	0	0	0	0	0	0	0	0	0	0	0	0
Gerard Warren	8	5	3	0.0	0.0	1	0	0	0	0	0	1	0	0	0	0	0	0	0
Albert Haynesworth	6	3	3	0.0	0.0	2	0	0	0	0	0	0	0	0	0	0	0	0	0
Tracy White	6	6	0	0.0	0.0	0	0	0	0	0	0	0	0	0	9	7	2	0	0
Jeff Tarpinian	4	3	1	0.0	0.0	0	0	0	0	0	0	0	0	0	8	5	3	0	0
Myron Pryor	3	2	1	0.5	4.5	3	0	0	0	0	0	0	0	0	0	0	0	0	0
Ras-I Dowling	3	2	1	0.0	0.0	0	0	0	0	0	0	0	0	0	0	0	0	0	0
A.J. Edds	2	1	1	0.0	0.0	0	0	0	0	0	0	0	0	0	0	0	0	0	0
Phillip Adams	2	2	0	0.0	0.0	1	0	0	0	0	0	0	0	0	0	0	0	0	0
Mike Wright	1	0	1	0.5	4.0	1	0	0	0	0	0	0	0	0	0	0	0	0	0
Jermaine Cunningham	1	0	1	0.0	0.0	0	0	0	0	0	0	0	0	0	0	0	0	0	0
Julian Edelman	1	1	0	0.0	0.0	0	0	0	0	0	0	0	0	0	0	0	0	0	0
Sterling Moore	1	1	0	0.0	0.0	0	0	0	0	0	0	0	0	0	0	0	0	0	0
Stephen Gostkowski	0	0	0	0.0	0.0	0	0	0	0	0	0	0	0	0	4	2	2	0	0
Zoltan Mesko	0	0	0	0.0	0.0	0	0	0	0	0	0	0	0	0	1	0	1	0	0
Matthew Slater	0	0	0	0.0	0.0	0	0	0	0	0	0	0	0	0	11	10	1	0	0
Danny Woodhead	0	0	0	0.0	0.0	0	0	0	0	0	0	0	0	0	3	2	1	0	0
Ross Ventrone	0	0	0	0.0	0.0	0	0	0	0	0	0	0	0	0	1	1	0	0	0
Shane Vereen	0	0	0	0.0	0.0	0	0	0	0	0	0	0	0	0	1	0	1	0	0
Niko Koutouvides	0	0	0	0.0	0.0	0	0	0	0	0	0	0	0	0	2	1	1	0	1
BenJarvus Green-Ellis	0	0	0	0.0	0.0	0	0	0	0	0	0	0	0	0	1	1	0	0	0
Danny Aiken	0	0	0	0.0	0.0	0	0	0	0	0	0	0	0	0	3	3	0	0	0
	<b>607</b>	<b>410</b>	<b>197</b>	<b>20.0</b>	<b>131.0</b>	<b>50</b>	<b>12</b>	<b>144</b>	<b>1</b>	<b>30</b>	<b>4</b>	<b>3</b>	<b>0</b>	<b>0</b>	<b>76</b>	<b>54</b>	<b>22</b>	<b>0</b>	<b>2</b>

FUMBLES - LOST (7-4)				
	No.	Lost	Own Rec	O.B.
Tom Brady	3	1	1	0
Julian Edelman	1	1	0	0
Aaron Hernandez	1	1	0	0
Matthew Slater	1	1	0	0
Wes Welker	1	0	0	0
Antwaun Molden	0	0	1	0
	<b>7</b>	<b>4</b>	<b>2</b>	<b>0</b>

KEY	
TT-Total Tackles	Int/Yds-Interceptions/Yards Returned
UT-Unassisted Tackles	PD-Passes Defensed
A-Assisted Tackles	FF-Forced Fumbles

BLOCKED KICKS		
XP	FG	P
Totals		

MISC. OFFENSIVE STATS				
	Tkl	Ast	FF	FR
Deion Branch	2	0	0	0
BenJarvus Green-Ellis	1	0	0	0
Rob Gronkowski	2	0	0	0
Matt Light	1	1	0	0
Nate Solder	1	0	0	0
Wes Welker	0	1	0	0
Danny Woodhead	2	0	0	0
	<b>9</b>	<b>2</b>	<b>0</b>	<b>0</b>



# 2011 New England Patriots Roster

AS OF NOVEMBER 15, 2011

## ALPHABETICAL ROSTER

#	NAME	POS	HT	WT	BORN	YR	COLLEGE	H.S. HOMETOWN
26	Adams, Phillip	DB	5-11	192	7/20/1988	2	South Carolina State	Rock Hill, S.C.
48	Aiken, Danny	LS	6-4	252	8/28/1988	R	Virginia	Roanoke, Va.
95	Anderson, Mark	DE	6-4	255	5/26/1983	6	Alabama	Tulsa, Okla.
24	Arrington, Kyle	CB	5-10	196	8/12/1986	3	Hofstra	Accokeek, Md.
97	Brace, Ron	DL	6-3	330	12/18/1986	3	Boston College	Worcester, Mass.
12	Brady, Tom	QB	6-4	225	8/3/1977	12	Michigan	San Mateo, Calif.
84	Branch, Deion	WR	5-9	195	7/18/1979	10	Louisville	Albany, Ga.
31	Brown, Sergio	S	6-2	210	5/22/1988	2	Notre Dame	Maywood, Ill.
93	Carter, Andre	DE	6-4	255	5/12/1979	11	California	San Jose, Calif.
25	Chung, Patrick	S	5-11	212	8/19/1987	3	Oregon	Rancho Cucamonga, Calif.
63	Connolly, Dan	OL	6-4	313	9/2/1982	6	Southeast Missouri St.	St. Louis, Mo.
96	Cunningham, Jermaine	LB	6-3	260	4/24/1988	2	Florida	Stone Mountain, Ga.
71	Deaderick, Brandon	DL	6-4	305	8/19/1987	2	Alabama	Elizabethtown, Ky.
11	Edelman, Julian	WR	5-10	198	5/22/1986	3	Kent State	Redwood City, Calif.
94	Ellis, Shaun	DE	6-5	290	6/24/1977	12	Tennessee	Anderson, S.C.
33	Faulk, Kevin	RB	5-8	202	6/5/1976	13	Louisiana State	Carencro, La.
52	Fletcher, Dane	LB	6-2	244	9/14/1986	2	Montana State	Bozeman, Montana
3	Gostkowski, Stephen	K	6-1	215	1/28/1984	6	Memphis	Madison, Miss.
42	Green-Ellis, BenJarvus	RB	5-11	215	7/2/1985	4	Mississippi	New Orleans, La.
87	Gronkowski, Rob	TE	6-6	265	5/14/1989	2	Arizona	Pittsburgh, Pa.
59	Guyton, Gary	LB	6-3	245	11/14/1985	4	Georgia Tech	Hinesville, Ga.
81	Hernandez, Aaron	TE	6-1	245	11/6/1989	2	Florida	Bristol, Conn.
8	Hoyer, Brian	QB	6-2	215	10/13/1985	3	Michigan State	North Olmsted, Ohio
44	Ihedigbo, James	S	6-1	215	12/3/1983	5	Massachusetts	Northampton, Mass.
90	Koutouvides, Niko	LB	6-2	238	3/25/1981	8	Purdue	New Britain, Conn.
72	Light, Matt	T	6-4	305	6/23/1978	11	Purdue	Greenville, Ohio
74	Love, Kyle	DL	6-1	310	11/18/1986	2	Mississippi State	Fairburn, Ga.
15	Mallett, Ryan	QB	6-6	238	6/5/1988	R	Arkansas	Texarkana, Texas
70	Mankins, Logan	G	6-4	310	3/10/1982	7	Fresno State	Catheys Valley, Calif.
51	Mayo, Jerod	LB	6-1	245	2/23/1986	4	Tennessee	Hampton, Va.
32	McCourty, Devin	CB	5-10	193	8/13/1987	2	Rutgers	Montvale, N.J.
14	Mesko, Zoltan	P	6-5	231	3/16/1986	2	Michigan	Twinsburg, Ohio
27	Molden, Antwaun	CB	6-1	198	1/23/1985	4	Eastern Kentucky	Cleveland, Ohio
29	Moore, Sterling	DB	5-10	205	2/3/1990	R	Southern Methodist	Antioch, Calif.
50	Ninkovich, Rob	LB	6-2	255	2/1/1984	6	Purdue	Blue Island, Ill.
85	Ochocinco, Chad	WR	6-1	192	1/9/1978	11	Oregon State	Miami, Fla.
17	Price, Taylor	WR	6-0	205	10/8/1987	2	Ohio	Hilliard, Ohio
22	Ridley, Stevan	RB	5-11	225	1/27/1989	R	Louisiana State	Natchez, Miss.
18	Slater, Matthew	WR	6-0	200	9/9/1985	4	UCLA	Anaheim, Calif.
77	Solder, Nate	T	6-8	319	4/12/1988	R	Colorado	Buena Vista, Colo.
55	Spikes, Brandon	LB	6-2	250	9/3/1987	2	Florida	Shelby, N.C.
53	Tarpinian, Jeff	LB	6-3	238	10/16/1987	R	Iowa	Omaha, Neb.
64	Thomas, Donald	OL	6-4	310	9/25/1985	4	Connecticut	New Haven, Conn.
35	Ventrone, Ross	S	5-8	190	9/27/1986	1	Villanova	Pittsburgh, Pa.
34	Vereen, Shane	RB	5-9	205	5/2/1989	R	California	Valencia, Calif.
76	Vollmer, Sebastian	T	6-8	315	7/10/1984	3	Houston	Kaarst, Germany
98	Warren, Gerard	DL	6-4	325	7/25/1978	10	Florida	Lake Butler, Fla.
54	Waters, Brian	G	6-3	320	2/18/1877	12	North Texas	Waxahachie, Texas
83	Welker, Wes	WR	5-9	185	5/1/1981	8	Texas Tech	Oklahoma City, Okla.
62	Wendell, Ryan	C	6-2	290	3/4/1986	3	Fresno State	Diamond Bar, Calif.
58	White, Tracy	LB	6-0	230	4/14/1981	9	Howard	St. Stephen, S.C.
75	Wilfork, Vince	NT	6-2	325	11/4/1981	8	Miami (Fla.)	Boynton Beach, Fla.
39	Woodhead, Danny	RB	5-8	195	1/25/1985	4	Chadron State	North Platte, Neb.

## NUMERICAL ROSTER

#	NAME	POS
3	Stephen Gostkowski	K
8	Brian Hoyer	QB
11	Julian Edelman	WR
12	Tom Brady	QB
14	Zoltan Mesko	P
15	Ryan Mallett	QB
17	Taylor Price	WR
18	Matthew Slater	WR
22	Stevan Ridley	RB
24	Kyle Arrington	CB
25	Patrick Chung	S
26	Phillip Adams	DB
27	Antwaun Molden	CB
29	Sterling Moore	DB
31	Sergio Brown	S
32	Devin McCourty	CB
33	Kevin Faulk	RB
34	Shane Vereen	RB
35	Ross Ventrone	S
39	Danny Woodhead	RB
42	BenJarvus Green-Ellis	RB
44	James Ihedigbo	S
48	Danny Aiken	LS
50	Rob Ninkovich	LB
51	Jerod Mayo	LB
52	Dane Fletcher	LB
53	Jeff Tarpinian	LB
54	Brian Waters	G
55	Brandon Spikes	LB
58	Tracy White	LB
59	Gary Guyton	LB
62	Ryan Wendell	C
63	Dan Connolly	OL
64	Donald Thomas	OL
70	Logan Mankins	G
71	Brandon Deaderick	DL
72	Matt Light	T
74	Kyle Love	DL
75	Vince Wilfork	NT
76	Sebastian Vollmer	T
77	Nate Solder	T
81	Aaron Hernandez	TE
83	Wes Welker	WR
84	Deion Branch	WR
85	Chad Ochocinco	WR
87	Rob Gronkowski	TE
90	Niko Koutouvides	LB
93	Andre Carter	DE
94	Shaun Ellis	DE
95	Mark Anderson	DE
96	Jermaine Cunningham	LB
97	Ron Brace	DL
98	Gerard Warren	DL

## PRACTICE SQUAD

#	NAME	POS	HT	WT	BORN	YR	COLLEGE	H.S. HOMETOWN
49	Carter, Markell	LB	6-4	248	12/21/1989	R	Central Arkansas	Bartlesville, Okla.
68	Kopa, Matt	OL	6-6	303	2/25/1987	2	Stanford	Elk Grove, Calif.
65	McDonald, Nick	OL	6-4	316	6/27/1987	2	Grand Valley State	Salinas, Calif.
45	Mills, Garrett	TE	6-1	235	10/12/1983	6	Tulsa	Tulsa, Okla.
47	Rivera, Mike	LB	6-2	252	1/10/1986	1	Kansas	Shawnee Mission, Kan.
69	Silvestro, Alex	DE	6-3	267	11/15/1988	R	Rutgers	Gibbstown, N.J.
28	Victorian, Josh	DB	5-10	190	7/10/1988	R	Louisiana Tech	New Orleans, La.

## RESERVE/INJURED LIST

#	NAME	POS	HT	WT	BORN	YR	COLLEGE	H.S. HOMETOWN
30	Barrett, Josh	S	6-2	225	11/22/1984	4	Arizona State	Reno, Nev.
47	Cox, Christian	LB	6-3	250	12/11/1985	R	Utah	Bountiful, Utah
21	Dowling, Ras-I	CB	6-1	198	5/9/1988	R	Virginia	Chesapeake, Va.
69	Hix, Kyle	OL	6-7	325	9/23/1988	R	Texas	Aledo, Tex.
67	Koppen, Dan	C	6-2	296	9/12/1979	9	Boston College	Whitehall, Pa.
26	Lockett, Bret	DB	6-1	220	10/7/1986	3	UCLA	Diamond Bar, Calif.
60	Ohrnberger, Rich	OL	6-2	300	2/14/1986	3	Penn State	East Meadow, N.Y.
91	Pryor, Myron	DL	6-1	310	6/13/1986	3	Kentucky	Louisville, Ky.
99	Wright, Mike	DL	6-4	295	3/1/1982	7	Cincinnati	Cincinnati, Ohio

## RESERVE/N.F.I. LIST

#	NAME	POS	HT	WT	BORN	YR	COLLEGE	H.S. HOMETOWN
61	Cannon, Marcus	OL	6-5	358	5/6/1988	R	Texas Christian	Odessa, Texas

## RESERVE/MILITARY LIST

#	NAME	POS	HT	WT	BORN	YR	COLLEGE	H.S. HOMETOWN
15	White, Shun	WR	5-8	195	12/9/1985	1	Navy	Memphis, Tenn.

## PRACTICE SQUAD

#	NAME	POS
28	Josh Victorian	DB
45	Garrett Mills	TE
47	Mike Rivera	LB
49	Markell Carter	LB
65	Nick McDonald	OL
68	Matt Kopa	OL
69	Alex Silvestro	DE

## RESERVE/INJURED LIST

#	NAME	POS
21	Ras-I Dowling	CB
30	Josh Barrett	S
26	Bret Lockett	DB
47	Christian Cox	LB
60	Rich Ohrnberger	OL
67	Dan Koppen	C
69	Kyle Hix	OL
91	Myron Pryor	DL
99	Mike Wright	DL

## RESERVE/N.F.I. LIST

#	NAME	POS
61	Marcus Cannon	OL

## RESERVE/MILITARY LIST

#	NAME	POS
15	Shun White	WR

## HEAD COACH: BILL BELICHICK

**ASSISTANTS:** Josh Boyer, Defensive Backs; Moses Cabrera, Assistant Strength and Conditioning; Ivan Fears, Running Backs; Brian Ferentz, Tight Ends; Brian Flores, Defensive Assistant; George Godsey, Offensive Assistant; Patrick Graham, Linebackers; Pepper Johnson, Defensive Line; Harold Nash, Head Strength and Conditioning; Bill O'Brien, Offensive Coordinator/Quarterbacks; Scott O'Brien, Special Teams; Chad O'Shea, Receivers; Matt Patricia, Safeties; Dante Scarnecchia, Assistant Head Coach/Offensive Line



# 2011 Numerical Roster

November 15, 2011

3	Stephen Gostkowski	K	6-1	215	27	6	Memphis	D4b-06
8	Brian Hoyer	QB	6-2	215	26	3	Michigan State	FA-09
11	Julian Edelman	WR	5-10	198	25	3	Kent State	D7a-09
12	Tom Brady	QB	6-4	225	34	12	Michigan	D6b-00
14	Zoltan Mesko	P	6-5	231	25	2	Michigan	D5-10
15	Ryan Mallett	QB	6-6	238	23	R	Arkansas	D3b-11
17	Taylor Price	WR	6-0	205	24	2	Ohio	D3-10
18	Matthew Slater	WR	6-0	200	26	4	UCLA	D5-08
22	Stevan Ridley	RB	5-11	225	22	R	Louisiana State	D3a-11
24	Kyle Arrington	CB	5-10	196	25	3	Hofstra	FA-09
25	Patrick Chung	S	5-11	212	24	3	Oregon	D2a-09
26	Phillip Adams	DB	5-11	192	23	2	South Carolina State	FA-11
27	Antwaun Molden	CB	6-1	198	26	4	Eastern Kentucky	CW(HOU)-11
29	Sterling Moore	DB	5-10	205	21	R	Southern Methodist	FA-11
31	Sergio Brown	S	6-2	210	23	2	Notre Dame	FA-10
32	Devin McCourty	CB	5-10	193	24	2	Rutgers	D1-10
33	Kevin Faulk	RB	5-8	202	35	13	Louisiana State	D2-99
34	Shane Vereen	RB	5-9	205	22	R	California	D2b-11
35	Ross Ventrone	S	5-8	190	25	1	Villanova	FA-10
39	Danny Woodhead	RB	5-8	195	26	4	Chadron State	FA-10
42	BenJarvus Green-Ellis	RB	5-11	215	26	4	Mississippi	FA-08
44	James Ihedigbo	S	6-1	214	27	5	Massachusetts	FA-11
48	Danny Aiken	LS	6-4	252	23	R	Virginia	CW(BUF)-11
50	Rob Ninkovich	LB	6-2	255	27	6	Purdue	FA-09
51	Jerod Mayo	LB	6-1	245	25	4	Tennessee	D1-08
52	Dane Fletcher	LB	6-2	244	25	2	Montana State	FA-10
53	Jeff Tarpinian	LB	6-3	238	24	R	Iowa	FA-11
54	Brian Waters	G	6-3	320	34	12	North Texas	FA-11
55	Brandon Spikes	LB	6-2	250	24	2	Florida	D2c-10
58	Tracy White	LB	6-0	230	30	9	Howard	TR(PHI)-10
59	Gary Guyton	LB	6-3	245	26	4	Georgia Tech	FA-08
62	Ryan Wendell	C	6-2	290	25	3	Fresno State	FA-08
63	Dan Connolly	OL	6-4	313	29	6	Southeast Missouri St.	FA(JAX)-08
64	Donald Thomas	OL	6-4	310	26	4	Connecticut	FA-11
70	Logan Mankins	G	6-4	310	29	7	Fresno State	D1-05
71	Brandon Deaderick	DL	6-4	305	24	2	Alabama	D7b-10
72	Matt Light	T	6-4	305	33	11	Purdue	D2-01
74	Kyle Love	DL	6-1	310	24	2	Mississippi State	FA-10
75	Vince Wilfork	NT	6-2	325	30	8	Miami (Fla.)	D1a-04
76	Sebastian Vollmer	T	6-8	315	27	3	Houston	D2d-09
77	Nate Solder	T	6-8	319	23	R	Colorado	D1-11
81	Aaron Hernandez	TE	6-1	245	22	2	Florida	D4-10
83	Wes Welker	WR	5-9	185	30	8	Texas Tech	TR(MIA)-07
84	Deion Branch	WR	5-9	195	32	10	Louisville	TR(SEA)-10
85	Chad Ochocinco	WR	6-1	192	33	11	Oregon State	TR(CIN)-11
87	Rob Gronkowski	TE	6-6	265	22	2	Arizona	D2a-10
90	Niko Koutouvides	LB	6-2	238	30	8	Purdue	FA-11
93	Andre Carter	DE	6-4	255	32	11	California	FA-11
94	Shaun Ellis	DE	6-5	290	34	12	Tennessee	FA-11
95	Mark Anderson	DE	6-4	255	28	6	Alabama	FA-11
96	Jermaine Cunningham	LB	6-3	260	23	2	Florida	D2b-10
97	Ron Brace	DL	6-3	330	24	3	Boston College	D2b-09
98	Gerard Warren	DL	6-4	325	33	10	Florida	FA-11

PRACTICE SQUAD

#	NAME	POS	HT	WT	AGE	YR	COLLEGE	HOW ACQ.
47	Mike Rivera	LB	6-2	252	25	1	Kansas	FA-11
45	Garrett Mills	TE	6-1	235	28	6	Tulsa	FA-11
49	Markell Carter	LB	6-4	248	21	R	Central Arkansas	D6-11
65	Nick McDonald	OL	6-4	316	24	2	Grand Valley State	FA-11
28	Josh Victorian	DB	5-10	190	23	R	Louisiana Tech	FA-11
68	Matt Kopa	OL	6-6	303	24	2	Stanford	FA-10
69	Alex Silvestro	DE	6-3	267	22	R	Rutgers	FA-11

RESERVE/INJURED LIST

#	NAME	POS	HT	WT	AGE	YR	COLLEGE	INJURY (IR date)
21	Ras-I Dowling	CB	6-1	198	23	R	Virginia	hip (10/29/11)
26	Bret Lockett	DB	6-1	220	25	3	UCLA	groin (8/23/11)
30	Josh Barrett	S	6-2	225	26	4	Arizona State	calf (11/9/11)
47	Christian Cox	LB	6-3	250	25	R	Utah	neck (8/19/11)
60	Rich Ohrnberger	OL	6-2	300	25	3	Penn State	(9/3/11)
67	Dan Koppen	C	6-2	296	32	9	Boston College	leg (9/21/11)
69	Kyle Hix	OL	6-7	325	23	R	Texas	shoulder (8/7/11)
91	Myron Pryor	DL	6-1	310	25	3	Kentucky	shoulder (9/21/11)
99	Mike Wright	DL	6-4	295	29	7	Cincinnati	concussion (10/13/11)

RESERVE/N.F.I. List

#	NAME	POS	HT	WT	AGE	YR	COLLEGE	DATE
61	Marcus Cannon	OL	6-5	358	23	R	Texas Christian	(9/3/2011)

RESERVE/MILITARY LIST

#	NAME	POS	HT	WT	AGE	YR	COLLEGE	DATE
15	Shun White	WR	5-8	195	25	1	Navy	(8/17/09)





# 2011 Positional Roster

November 15, 2011

DEFENSE (26)								
#	NAME	POS	HT	WT	BORN	YR	COLLEGE	H.S. HOMETOWN
<b>DEFENSIVE LINE (8)</b>								
95	Anderson, Mark	DE	6-4	255	3/26/1983	6	Alabama	Tulsa, Okla.
97	Brace, Ron	DL	6-3	330	12/18/1986	3	Boston College	Worcester, Mass.
93	Carter, Andre	DE	6-4	255	5/12/1979	11	California	San Jose, Calif.
71	Deaderick, Brandon	DL	6-4	305	8/19/1987	2	Alabama	Elizabethtown, Ky.
94	Ellis, Shaun	DE	6-5	290	6/24/1977	12	Tennessee	Anderson, S.C.
74	Love, Kyle	DL	6-1	310	11/18/1986	2	Mississippi State	Fairburn, Ga.
98	Warren, Gerard	DL	6-4	325	7/25/1978	10	Florida	Lake Butler, Fla.
75	Wilfork, Vince	NT	6-2	325	11/4/1981	8	Miami (Fla.)	Boynton Beach, Fla.
<b>LINEBACKER (9)</b>								
96	Cunningham, Jermaine	LB	6-3	260	4/24/1988	2	Florida	Stone Mountain, Ga.
52	Fletcher, Dane	LB	6-2	244	9/14/1986	2	Montana State	Bozeman, Montana
59	Guyton, Gary	LB	6-3	245	11/14/1985	4	Georgia Tech	Hinesville, Ga.
90	Koutouvides, Niko	LB	6-2	238	3/25/1981	8	Purdue	New Britain, Conn.
51	Mayo, Jerod	LB	6-1	245	2/23/1986	4	Tennessee	Hampton, Va.
50	Ninkovich, Rob	LB	6-2	255	2/1/1984	6	Purdue	Blue Island, Ill.
55	Spikes, Brandon	LB	6-2	250	9/3/1987	2	Florida	Shelby, N.C.
53	Tarpinian, Jeff	LB	6-3	238	10/16/1987	R	Iowa	Omaha, Neb.
58	White, Tracy	LB	6-0	230	4/14/1981	9	Howard	St. Stephen, S.C.
<b>DEFENSIVE BACK (9)</b>								
26	Adams, Phillip	DB	5-11	192	7/20/1988	2	South Carolina State	Rock Hill, S.C.
24	Arrington, Kyle	CB	5-10	196	8/12/1986	3	Hofstra	Accokeek, Md.
31	Brown, Sergio	S	6-2	210	5/22/1988	2	Notre Dame	Maywood, Ill.
25	Chung, Patrick	S	5-11	212	8/19/1987	3	Oregon	Rancho Cucamonga, Calif.
44	Ihedigbo, James	S	6-1	214	12/3/1983	5	Massachusetts	Northampton, Mass.
32	McCourt, Devin	CB	5-10	193	8/13/1987	2	Rutgers	Montvale, N.J.
27	Molden, Antwaun	CB	6-1	198	1/23/1985	4	Eastern Kentucky	Cleveland, Ohio
29	Moore, Sterling	DB	5-10	205	2/3/1990	R	Southern Methodist	Antioch, Calif.
35	Ventrone, Ross	S	5-8	190	9/27/1986	1	Villanova	Pittsburgh, Pa.
OFFENSE (24)								
#	NAME	POS	HT	WT	BORN	YR	COLLEGE	H.S. HOMETOWN
<b>OFFENSIVE LINE (8)</b>								
63	Connolly, Dan	OL	6-4	313	9/2/1982	6	Southeast Missouri St.	St. Louis, Mo.
72	Light, Matt	T	6-4	305	6/23/1978	11	Purdue	Greenville, Ohio
70	Mankins, Logan	G	6-4	310	3/10/1982	7	Fresno State	Catheys Valley, Calif.
77	Solder, Nate	T	6-8	319	4/12/1988	R	Colorado	Buena Vista, Co.
64	Thomas, Donald	OL	6-4	310	9/25/1985	4	Connecticut	New Haven, Conn.
76	Vollmer, Sebastian	T	6-8	315	7/10/1984	3	Houston	Kaarst, Germany
54	Waters, Brian	G	6-3	320	2/18/1977	12	North Texas	Waxahachie, Texas
62	Wendell, Ryan	C	6-2	290	3/4/1986	3	Fresno State	Diamond Bar, Calif.
<b>QUARTERBACK (3)</b>								
12	Brady, Tom	QB	6-4	225	8/3/1977	12	Michigan	San Mateo, Calif.
8	Hoyer, Brian	QB	6-2	215	10/13/1985	3	Michigan State	North Olmsted, Ohio
15	Mallett, Ryan	QB	6-6	238	6/5/1988	R	Arkansas	Texarkana, Texas
<b>WIDE RECEIVER (6)</b>								
84	Branch, Deion	WR	5-9	195	7/18/1979	10	Louisville	Albany, Ga.
11	Edelman, Julian	WR	5-10	198	5/22/1986	3	Kent State	Redwood City, Calif.
17	Price, Taylor	WR	6-0	205	10/8/1987	2	Ohio	Hilliard, Ohio
85	Ochocinco, Chad	WR	6-1	192	1/9/1978	11	Oregon State	Miami, Fla.
18	Slater, Matthew	WR	6-0	200	9/9/1985	4	UCLA	Anaheim, Calif.
83	Welker, Wes	WR	5-9	185	5/1/1981	8	Texas Tech	Oklahoma City, Okla.
<b>RUNNING BACK (5)</b>								
33	Faulk, Kevin	RB	5-8	202	6/5/1976	13	Louisiana State	Carencro, La.
42	Green-Ellis, BenJarvus	RB	5-11	215	7/2/1985	4	Mississippi	New Orleans, La.
22	Ridley, Stevan	RB	5-11	225	1/27/1989	R	Louisiana State	Natchez, Miss.
34	Vereen, Shane	RB	5-9	205	5/2/1989	R	California	Valencia, Calif.
39	Woodhead, Danny	RB	5-8	195	1/25/1985	4	Chadron State	North Platte, Ne.
<b>TIGHT END (2)</b>								
87	Gronkowski, Rob	TE	6-6	265	5/14/1989	2	Arizona	Pittsburgh, Pa.
81	Hernandez, Aaron	TE	6-1	245	11/6/1989	2	Florida	Bristol, Conn.
SPECIALISTS (3)								
#	NAME	POS	HT	WT	BORN	YR	COLLEGE	H.S. HOMETOWN
<b>SPECIALISTS (3)</b>								
48	Aiken, Danny	LS	6-4	252	8/28/1988	R	Virginia	Roanoke, Va.
3	Gostkowski, Stephen	K	6-1	215	1/28/1984	6	Memphis	Madison, Miss.
14	Mesko, Zoltan	P	6-5	231	3/16/1986	2	Michigan	Twinsburg, Ohio
RESERVE/INJURED (9)								
#	NAME	POS	HT	WT	BORN	YR	COLLEGE	H.S. HOMETOWN
<b>RESERVE/INJURED (9)</b>								
30	Barrett, Josh	S	6-2	225	11/22/1984	4	Arizona State	Reno, Nev.
47	Cox, Christian	LB	6-3	250	12/11/1985	R	Utah	Bountiful, Utah
21	Dowling, Ros-I	CB	6-1	198	5/9/1988	R	Virginia	Chesapeake, Va.
69	Hix, Kyle	OL	6-7	325	9/23/1988	R	Texas	Aledo, Texas
67	Koppen, Dan	C	6-2	296	9/12/1979	9	Boston College	Whitehall, Pa.
26	Lockett, Brett	DB	6-1	220	10/7/1986	3	UCLA	Diamond Bar, Calif.
60	Ohmberger, Rich	OL	6-2	300	2/14/1986	3	Penn State	East Meadow, N.Y.
91	Pryor, Myron	DL	6-1	310	6/13/1986	3	Kentucky	Louisville, Ky.
99	Wright, Mike	DL	6-4	295	3/1/1982	7	Cincinnati	Cincinnati, Ohio
RESERVE/N.F.I. (1)								
#	NAME	POS	HT	WT	BORN	YR	COLLEGE	H.S. HOMETOWN
<b>RESERVE/N.F.I. (1)</b>								
61	Cannon, Marcus	OL	6-5	358	5/6/1988	R	Texas Christian	Odessa, Texas
RESERVE/MILITARY (1)								
#	NAME	POS	HT	WT	BORN	YR	COLLEGE	H.S. HOMETOWN
<b>RESERVE/MILITARY (1)</b>								
15	White, Shun	WR	5-8	195	12/9/1985	1	Navy	Memphis, Tenn.



# How The Patriots Were Built

UPDATED: November 15, 2011

<u>YEAR</u>	<u>DRAFTEES (24)</u>	<u>VETERAN FREE AGENTS (12)</u>	<u>WAIVERS (2) / TRADES (4)</u>	<u>ROOKIE AND FIRST-YEAR FREE AGENTS (11)</u>
<b>1999</b>	Kevin Faulk (2)			
<b>2000</b>	Tom Brady (6b)			
<b>2001</b>	Matt Light (2)			
<b>2004</b>	Vince Wilfork (1a)			
<b>2005</b>	Logan Mankins (1)			
<b>2006</b>	Stephen Gostkowski (4b)			
<b>2007</b>		Wes Welker (fa)(tr-MIA)		
<b>2008</b>	Jerod Mayo (1) Matthew Slater (5)	Dan Connolly (fa)(JAX)		BenJarvus Green-Ellis (fa) Gary Guyton (fa)
<b>2009</b>	Patrick Chung (2a) Ron Brace (2b) Sebastian Vollmer (2d) Julian Edelman (7a)	Rob Ninkovich (5)(NO)		Kyle Arrington (fa) (PHI) Brian Hoyer (fa) Ryan Wendell (fa)
<b>2010</b>	Devin McCourty (1) Rob Gronkowski (2a) Jermaine Cunningham (2b) Brandon Spikes (2c) Taylor Price (3) Aaron Hernandez (4) Zoltan Mesko (5) Brandon Deaderick (7)	Danny Woodhead (fa)(NYJ)	Deion Branch (2) (tr-SEA) Tracy White (fa) (tr-PHI)	Sergio Brown (fa) Dane Fletcher (fa) Kyle Love (fa) Ross Ventrone (fa)
<b>2011</b>	Nate Solder (1) Shane Vereen (2b) Stevan Ridley (3a) Ryan Mallett (3b)	Phillip Adams (7)(SF) Mark Anderson (5)(CHIC) Andre Carter (1)(SF) Shaun Ellis (1)(NYJ) James Ihedigbo (fa)(NYJ) Niko Koutouvides (4)(SEA) Donald Thomas (6)(MIA) Gerard Warren (1)(CLE) Brian Waters (fa)(DAL)	Danny Aiken (fa) CW (BUF) Chad Ochocinco (2) (tr-CIN) Antwaun Molden (3) CW (HOU)	Sterling Moore (fa) (OAK) Jeff Tarpinian (fa)
<b>NOTE:</b> Team in parenthesis is the player's prior team (#) – indicates round drafted (fa) – indicates non-drafted free agents				
		<b><u>RESERVE/INJURED (9)</u></b>	<b><u>RESERVE/MILITARY (1)</u></b>	
		Josh Barrett (7) Christian Cox (fa) Ras-I Dowling (2a) Kyle Hix (fa) Dan Koppen (5) Bret Lockett (CW) Rich Ohrnberger (4) Myron Pryor (6b) Mike Wright (fa)	Shun White (fa)	
		<b><u>RESERVE/N.F.I. (1)</u></b>		
		Marcus Cannon (5a)		



# 2011 Transactions

UPDATED: November 15, 2011

## JANUARY, 2011

1/18/2011	Butler, Carson	Signed
1/18/2011	Crompton, Jonathan	Signed
1/18/2011	Farnham, Buddy	Signed
1/18/2011	Favorite, Marlon	Signed
1/18/2011	Jenkins, Darnell	Signed
1/18/2011	Turner, Thad	Signed
1/18/2011	Ventrone, Ross	Signed
1/19/2011	Austin, Thomas	Signed
1/19/2011	Maneri, Steve	Signed

## FEBRUARY, 2011

2/14/2011	Mankins, Logan	Designated Franchise Player
-----------	----------------	-----------------------------

## MARCH, 2011

3/2/2011	Neal, Setphen	Announced his retirement
3/3/2011	Arrington, Kyle	Tendered contract
3/3/2011	Green-Ellis, BenJarvus	Tendered contract
3/3/2011	Page, Jarrad	Tendered contract
3/4/2011	Stroud, Marcus	Signed

## APRIL, 2011

4/28/2011	Solder, Nate	Drafted
4/29/2011	Dowling, Ras-I	Drafted
4/29/2011	Vareen, Shane	Drafted
4/29/2011	Ridley, Stevan	Drafted
4/29/2011	Mallett, Ryan	Drafted
4/30/2011	Canoon, Marcus	Drafted
4/30/2011	Smith, Lee	Drafted
4/30/2011	Carter, Markell	Drafted
4/30/2011	Williams, Malcolm	Drafted

## JULY, 2011

7/27/2011	Berry, Mike	Signed
7/27/2011	Coulson, Ryan	Signed
7/27/2011	Hix, Kyle	Signed
7/27/2011	Koeplin, Kyle	Signed
7/27/2011	Lavarias, Aaron	Signed
7/27/2011	Leonard, Anthony	Signed
7/27/2011	Nurse, Clay	Signed
7/27/2011	Ross, Jeremy	Signed
7/27/2011	Silvestro, Alex	Signed
7/27/2011	Tarpinian, Jeff	Signed
7/27/2011	Woods, Corey	Signed
7/27/2011	Yeatman, Will	Signed
7/27/2011	Carter, Markell	Signed/Draft Choice
7/27/2011	Smith, Lee	Signed/Draft Choice
7/27/2011	Barnes, Tyree	Reinstated from Military Reserve
7/27/2011	Kettani, Eric	Reinstated from Military Reserve
7/28/2011	Ridley, Stevan	Signed/Draft Choice
7/28/2011	Williams, Malcolm	Signed/Draft Choice
7/29/2011	Mallett, Ryan	Signed/Draft Choice
7/29/2011	Cannon, Marcus	Signed/Draft Choice
7/29/2011	Banta-Cain, Tully	Released
7/29/2011	Carter, Tony	Released
7/29/2011	Crumpler, Alge	Released
7/29/2011	Kaczur, Nick	Released
7/29/2011	Stroud, Marcus	Released
7/29/2011	Warren, Ty	Released
7/29/2011	Coulson, Ryan	Released
7/29/2011	Haynesworth, Albert	Acquired via trade (WAS)
7/29/2011	Ochocinco, Chad	Acquired Via trade (CIN)
7/30/2011	Williams, Steve	Signed
7/30/2011	Faulk, Kevin	Signed
7/30/2011	Arrington, Kyle	Signed
7/30/2011	Mankins, Logan	Signed Franchise Tender
7/30/2011	Morris, Sammy	Signed
7/30/2011	McGowan, Brandon	Signed
7/30/2011	White, Tacy	Signed
7/30/2011	Leonard, Anthony	Released

## AUGUST, 2011

8/2/2011	Dowling, Ras-I	Signed/Draft Choice
8/2/2011	Vareen, Shane	Signed/Draft Choice
8/2/2011	Crompton, Jonathan	Released
8/2/2011	Cox, Christian	Signed
8/2/2011	Light, Matt	Signed
8/3/2011	Green-Ellis, BenJarvus	Signed
8/3/2011	Morris, Chris	Signed
8/3/2011	Compas, Jonathan	Signed

## AUGUST, 2011

8/3/2011	Medlin, Richard	Signed
8/3/2011	Berry, Mike	Released
8/3/2011	Clayton, Thomas	Released
8/4/2011	Solder, Nate	Signed/Draft Choice
8/5/2011	Anderson, Mark	Signed
8/5/2011	Favorite, Marlon	Released
8/7/2011	Turner, Thad	Released
8/7/2011	Hix, Kyle	Placed on Reserve/Injured (shoulder)
8/8/2011	Carter, Andre	Signed
8/8/2011	Ellis, Shaun	Signed
8/8/2011	Warren Gerard	Signed
8/8/2011	McGowan, Brandon	Released
8/10/2011	Wetterer, Mark	Claimed off Waivers (CIN)
8/10/2011	Ventrone, Ross	Released
8/13/2011	Roth, Zach	Signed
8/13/2011	Morris, Chris	Released
8/13/2011	Williams, Steve	Released
8/14/2011	Koutouvides, Niko	Signed
8/19/2011	LeVoi, Mark	Released
8/19/2011	Cox, Christian	Paced on Reserve/Injured (neck)
8/19/2011	Ihedigbo, James	Signed
8/20/2011	Brown, Ricky	Signed
8/21/2011	Mills, Garrett	Signed
8/21/2011	Lockett, Bret	Released
8/21/2011	Roth, Zach	Released
8/22/2011	Lockett, Bret	Placed on Reserve/Injured (groin)
8/24/2011	Berry, Mike	Signed
8/29/2011	Underwood, Tiquan	Signed
8/29/2011	Ventrone, Ross	Signed
8/29/2011	Barnes, Tyree	Released
8/29/2011	Jenkins, Darnell	Released
8/29/2011	Katula, Matt	Released
8/29/2011	Koeplin, Chris	Released
8/29/2011	Mills, Garrett	Released
8/29/2011	Nurse, Clay	Released
8/29/2011	Sanders, James	Released
8/29/2011	Weston, Kade	Released
8/29/2011	Wetterer, Mark	Released
8/29/2011	Wilhite, Jonathan	Released
8/29/2011	Williams, Malcolm	Released
8/30/2011	Dearth, James	Signed
8/30/2011	Murrell, Marques	Released
8/30/2011	Ross, Jeremy	Released

## SEPTEMBER, 2011

9/1/2011	Molden, Antwaun	Claimed off Waivers (HOU)
9/2/2011	Brown, Ricky	Released
9/2/2011	Berry, Mike	Released
9/2/2011	Butler, Carson	Released
9/2/2011	Compas, Jonathan	Released
9/2/2011	Farnham, Buddy	Released
9/2/2011	Medlin, Richard	Released
9/2/2011	Richard, Darryl	Released
9/2/2011	Woods, Corey	Released
9/3/2011	Brace, Ron	Placed on Reserve/PUP
9/3/2011	Deaderick, Brandon	Placed on Reserve/PUP
9/3/2011	Faulk, Kevin	Placed on Reserve/PUP
9/3/2011	Cannon, Marcus	Placed on Reserve/N.F.I.
9/3/2011	Ohmberger, Rich	Placed on Reserve/Injured
9/3/2011	Austin, Thomas	Released
9/3/2011	Carter, Markell	Released
9/3/2011	Cohen, Landon	Released
9/3/2011	Kettani, Eric	Released
9/3/2011	Koutouvides, Niko	Released
9/3/2011	Lavarias, Aaron	Released
9/3/2011	Meriweather, Brandon	Released
9/3/2011	Moore, Erci	Released
9/3/2011	Morris, Sammy	Released
9/3/2011	Silvestro, Alex	Released
9/3/2011	Smith, Lee	Released
9/3/2011	Tate, Brandon	Released
9/3/2011	Underwood, Tiquan	Released
9/3/2011	Ventrone, Ross	Released
9/3/2011	Yeatman, Will	Released
9/4/2011	Waters, Brian	Signed
9/4/2011	Dearth, James	Released
9/4/2011	Maneri, Steve	Released
9/4/2011	Aiken, Danny	Claimed off Waivers (BUF)



# 2011 Transactions

## CONTINUED

### SEPTEMBER 2011

9/5/2011	Carter, Markell	Signed to the Practice Squad
9/5/2011	Kettani, Eric	Signed to the Practice Squad
9/5/2011	Kopa, Matt	Signed to the Practice Squad
9/5/2011	Lavarius, Aaron	Signed to the Practice Squad
9/5/2011	McDonald, Nick	Signed to the Practice Squad
9/5/2011	Taylor, Kerry	Signed to the Practice Squad
9/5/2011	Ventrone, Ross	Signed to the Practice Squad
9/5/2011	Welch, Thomas	Signed to the Practice Squad
9/7/2011	Edds, A.J.	Claimed off Waivers (MIA)
9/7/2011	Gronkowski, Dan	Signed
9/7/2011	Butler, Darius	Released
9/7/2011	Warren, Gerard	Released
9/12/2011	Welch, Thomas	Signed from the Practice Squad
9/12/2011	Tarpinian, Jeff	Released
9/14/2011	Thomas, Donald	Signed
9/14/2011	Mills, Garrett	Signed to the Practice Squad
9/14/2011	Tarpinian, Jeff	Signed to the Practice Squad
9/14/2011	Lavarias, Aarons	Released from the Practice Squad
9/14/2011	Welch, Thomas	Released
9/15/2011	Welch Thomas	Signed to the Practice Squad
9/15/2011	McDonald, Nick	Released from the Practice Squad
9/16/2011	McDonald, Nick	Signed to the Practice Squad
9/16/2011	Taylor, Kerry	Released from the Practice Squad
9/21/2011	Adams, Phillip	Signed
9/21/2011	Cohen, Landon	Signed
9/21/2011	Koppen, Dan	Placed on Reserve/Injured (leg)
9/21/2011	Pryor, Myron	Placed on Reserve/Injured (shoulder)
9/22/2011	Tarpinian, Jeff	Signed from the Practice Squad
9/22/2011	Edds, A.J.	Released
9/22/2011	Victorian, Josh	Signed to the Practice Squad
9/23/2011	Gronkowski, Dan	Released
9/24/2011	Ventrone, Ross	Signed from the Practice Squad
9/24/2011	Edds, A.J.	Signed to the Practice Squad
9/27/2011	Cohen, Landon	Released
9/28/2011	Warren, Gerard	Signed
9/28/2011	Silvestro, Alex	Signed to the Practice Squad

### OCTOBER, 2011

10/1/2011	Welch, Thomas	Signed from the Practice Squad
10/1/2011	Ventrone, Ross	Released
10/4/2011	Ventrone, Ross	Signed to the Practice Squad
10/5/2011	Moore, Sterling	Signed to the Practice Squad
10/5/2011	Victorian, Josh	Released from the Practice Squad
10/7/2011	Victorian, Josh	Signed to the Practice Squad
10/7/2011	Kettani, Eric	Released from the Practice Squad
10/8/2011	Ventrone, Ross	Signed from the Practice Squad
10/8/2011	Adams, Phillip	Released
10/10/2011	Welch, Thomas	Released
10/11/2011	Gronkowski, Dan	Signed
10/12/2011	Welch, Thomas	Signed to the Practice Squad
10/13/2011	Adams, Phillip	Signed
10/13/2011	Wright, Mike	Placed on Reserve/Injured (concussion)
10/14/2011	Harrison, Marcus	Signed
10/14/2011	Adams, Phillip	Released
10/15/2011	Moore, Sterling	Signed from the Practice Squad
10/15/2011	Harrison, Marcus	Released
10/17/2011	Moore, Sterling	Released
10/17/2011	Ventrone, Ross	Released
10/18/2011	Adams, Phillip	Signed
10/19/2011	Ventrone, Ross	Signed
10/19/2011	Moore, Sterling	Signed to the Practice Squad
10/25/2011	Williams, Malcolm	Signed to the Practice Squad
10/25/2011	Victorian, Josh	Released from the Practice Squad
10/28/2011	Bodden, Josh	Released
10/28/2011	Victorian, Josh	Signed to the Practice Squad
10/28/2011	Williams, Malcolm	Released from the Practice Squad
10/29/2011	Faulk, Kevin	Activated from the Reserve/PUP
10/29/2011	Deaderick, Brandon	Activated from the Reserve/PUP
10/29/2011	Dowling, Ras-I	Placed on Reserve/Injured (hip)

### NOVEMBER, 2011

11/3/2011	Ventrone, Ross	Released
11/4/2011	Williams, Malcom	Signed to the Practice Squad
11/4/2011	Victorian, Josh	Released from the Practice Squad
11/5/2011	Brace, Ron	Activated from the Reserve/PUP
11/8/2011	Underwood, Tiquaan	Signed
11/8/2011	Gronkowski, Dan	Released
11/8/2011	Haynesworth, Albert	Released
11/8/2011	Welch, Thomas	Released from the Practice Squad

### NOVEMBER, 2011

11/9/2011	Barrett, Josh	Placed on Reserve/Injured (calf)
11/9/2011	Koutouvides, Niko	Signed
11/9/2011	Moore, Sterling	Signed from the Practice Squad
11/9/2011	Rivera, Mike	Signed to the Practice Squad
11/9/2011	Ventrone, Ross	Signed to the Practice Squad
11/9/2011	Victorian, Josh	Signed to the Practice Squad
11/9/2011	Williams, Malcolm	Released from the Practice Squad
11/12/2011	Ventrone, Ross	Signed from the Practice Squad
11/12/2011	Underwood, Tiquaan	Released





# UNOFFICIAL DEPTH CHART

Unofficial depth chart compiled by Patriots media relations, November 15, 2011

## OFFENSE

<b>WR:</b>	83 Wes Welker	11 Julian Edelman	18 Matthew Slater
<b>LT:</b>	72 Matt Light	<u>77 Nate Solder</u>	
<b>LG:</b>	70 Logan Mankins	54 Brian Waters	62 Ryan Wendell
<b>C:</b>	63 Dan Connolly	62 Ryan Wendell	
<b>RG:</b>	54 Brian Waters	64 Donald Thomas	
<b>RT:</b>	76 Sebastian Vollmer	<u>77 Nate Solder</u>	
<b>TE:</b>	87 Rob Gronkowski	81 Aaron Hernandez	
<b>WR:</b>	84 Deion Branch	85 Chad Ochocinco	17 Taylor Price
<b>QB:</b>	12 Tom Brady	8 Brian Hoyer	<u>15 Ryan Mallett</u>
<b>RB:</b>	39 Danny Woodhead	<u>22 Stevan Ridley</u>	33 Kevin Faulk
<b>RB:</b>	42 BenJarvus Green-Ellis	<u>34 Shane Vereen</u>	

## DEFENSE

<b>LE:</b>	94 Shaun Ellis	98 Gerard Warren	
<b>DT</b>	75 Vince Wilfork	97 Ron Brace	
<b>DT</b>	74 Kyle Love	97 Ron Brace	
<b>RE:</b>	93 Andre Carter	95 Mark Anderson	71 Brandon Deaderick
<b>LB:</b>	50 Rob Ninkovich	52 Dane Fletcher	53 Jeff Tarpinian
<b>LB:</b>	51 Jerod Mayo	59 Gary Guyton	58 Tracy White
<b>LB:</b>	55 Brandon Spikes	96 Jermaine Cunningham	90 Niko Koutouvides
<b>LCB:</b>	32 Devin McCourty	27 Antwaun Molden	
<b>RCB:</b>	24 Kyle Arrington	26 Phillip Adams	
<b>S:</b>	44 James Ihedigbo	31 Sergio Brown	35 Ross Ventrone
<b>S:</b>	25 Patrick Chung	<u>29 Sterling Moore</u>	

## SPECIAL TEAMS

<b>K:</b>	3 Stephen Gostkowski	
<b>P:</b>	14 Zoltan Mesko	
<b>H:</b>	14 Zoltan Mesko	8 Brian Hoyer
<b>PR:</b>	11 Julian Edelman	
<b>KR:</b>	18 Matthew Slater	11 Julian Edelman
<b>LS:</b>	<u>48 Danny Aiken</u>	

## PRONUNCIATION GUIDE

Brandon Deaderick	DEAD-er-rick	Zoltan Mesko	ZOLE-tahn
Stephen Gostkowski	gust-OW-ski	Stevan Ridley	STEE-ven
James Ihedigbo	ee-HEAD-dee-bow	Nate Solder	SOLD-er
Niko Koutouvides	Nee-koh KOO-tah-VEE-dees	Shane Vereen	vuh-REEN
Jerod Mayo	je-ROD		