



PATRIOTS RETURN HOME TO FACE THE COLTS

MEDIA SCHEDULE

WEDNESDAY, NOVEMBER 30

10:15-11:30	Media Check-In
10:45-11:00	Bill Belichick Media Availability
11:15-12:00	Open Locker Room
Approx. 11:15	Tom Brady Availability
11:30	Jeff Saturday player Conf. Call
11:45	Jim Caldwell Conference Call
Approx. 1:15	Local Media Access to Practice

THURSDAY, DECEMBER 1

10:45-11:30	Media Check-In
11:15-12:00	Open Locker Room
11:15	Defensive Captain Availability
Approx. 1:10	Local Media Access to Practice

FRIDAY, DECEMBER 2

10:00-11:00	Media Check-In
10:30-10:45	Bill Belichick Media Availability
10:45-11:30	Open Locker Room
Approx. 11:45	Local Media Access to Practice

2011 PATRIOTS SCHEDULE

REGULAR SEASON (8-3)

Mon., Sept. 12 at	Miami	38-24	W
Sun., Sept. 18	San Diego	35-21	W
Sun., Sept. 25 at	Buffalo	31-34	L
Sun., Oct. 2 at	Oakland	31-19	W
Sun., Oct. 9	N.Y. Jets	30-21	W
Sun., Oct. 16	Dallas	20-16	W
Sun., Oct. 23	BYE WEEK		
Sun., Oct. 30 at	Pittsburgh	17-25	L
Sun., Nov. 6	N.Y. Giants	20-24	L
Sun., Nov. 13 at	N.Y. Jets	37-16	W
Mon., Nov. 21	Kansas City	34-3	W
Sun., Nov. 27 at	Philadelphia	38-20	W
Sun., Dec. 4	Indianapolis	1:00	CBS
Sun., Dec. 11 at	Washington	1:00	CBS
Sun., Dec. 18 at	Denver	4:15	CBS*
Sat., Dec. 24	Miami	1:00	CBS
Sun., Jan. 1	Buffalo	1:00	CBS*

*Game Time and Network subject to possible flexible scheduling adjustment.

AFC EAST STANDINGS

Team	W	L	T	Pct.	PF	PA
NEW ENGLAND	8	3	0	.727	331	223
New York Jets	6	5	0	.545	256	241
Buffalo Bills	5	6	0	.455	261	281
Miami Dolphins	3	8	0	.273	212	206

PATRIOTS MEDIA WEBSITE

The Patriots' media-only website, located at <http://media.patriots.com>, will also serve as the team's primary credentialing system in 2011. Registered users can apply for credentials by clicking on the upper right corner of the page.

PATRIOTS 2011 MEDIA GUIDE

The Patriots 2011 Media Guide is online and updated throughout the season. Media can access the media guide at www.patriots.com by clicking on the team tab.

NEW ENGLAND PATRIOTS (8-3) vs. INDIANAPOLIS COLTS (0-11)

Sunday, December 4, 2011 ★ Gillette Stadium (68,756) ★ 1:00 p.m. ET

The New England Patriots return to the confines of Gillette Stadium to face the Indianapolis Colts this Sunday. Despite not being in the same division, the Patriots and Colts will play each other for the ninth straight year in the regular season. The Patriots head into their first December game of the 2011 with an NFL-best 37-5 record in the month of December since the 2001 season. New England is 18-1 at home in December since Gillette Stadium opened in 2002, including 17 straight wins. While Indianapolis is off to a rough start in 2011, this week's game is a battle against two of the top teams since the 2000 season. New England (148-58) has the best record since 2000, followed by Pittsburgh (135-68-1) and Indianapolis (134-71).

BROADCAST INFORMATION

TELEVISION: This week's game will be broadcast to a regional audience by **CBS** and can be seen in Boston on **WBZ-TV Channel 4**. **Marv Albert** will handle play-by-play duties with **Rich Gannon** providing color. The game will be produced by **Ross Schneiderman** and directed by **Mark Grant**.

NATIONAL RADIO: This week's game will be broadcast to a national audience by **Sports USA Radio Network**. **Larry Kahn** and **Ross Tucker** will call the game. **Troy West** will provide sideline analysis.

RADIO: 98.5 FM, The Sports Hub, is the flagship station for the **Patriots Radio Network**. A complete listing of the network's 37 stations can be found in this press release. Play-by-play broadcaster **Gil Santos** is in his 35th season as the voice of the Patriots and will call the action along with Patriots Hall of Famer **Gino Cappelletti**. **Scott Zolak** will provide sideline analysis.

HOME RECORD IN DECEMBER SINCE 2002

With an 18-1 record, the New England Patriots have the best home record in December since Gillette Stadium opened in 2002.

Team	W	L	T	Pct.
New England	18	1	0	.947
Green Bay	16	4	0	.800
Denver	12	4	0	.750
Indianapolis	17	6	0	.739
Philadelphia	13	6	0	.684

NFL'S TOP DECEMBER RECORD SINCE 2001

The Patriots have an NFL-best 37-5 record in the month of December since the 2001 season, including a 4-0 record in 2010.

Rk	Team	Record
1	New England Patriots	37-5
2	Philadelphia Eagles	32-11
3	Pittsburgh Steelers	31-13
4	Indianapolis Colts	29-15
5	San Diego Chargers	28-17

PATRIOTS DEDICATE 2011 SEASON TO MYRA KRAFT

The Patriots have dedicated the 2011 season to the loving memory of Myra Kraft, who passed away on July 20 after a courageous battle with cancer. Every Patriots player and coach are honoring Myra's memory by wearing a patch with her initials on it in recognition of her lifelong contributions to the local and global philanthropic community and her influence on the charitable mission of the entire Patriots organization. The patch will be worn on the left chest of every player throughout the season.



MEDIA CONTACTS

PATRIOTS MEDIA RELATIONS OFFICE: 508-384-4203

Stacey James	Vice President of Media Relations	staceyj@patriots.com	508-384-9105
Aaron Salkin	Asst. Director of Media Relations	aarons@patriots.com	508-326-6870
Christy Berkery	Media Relations Coordinator	christyb@patriots.com	508-549-0518
Michael Jurovaty	Media Relations Coordinator	mjurovaty@patriots.com	508-326-6187
Jeff Cournoyer	Director of Corporate Comm.	jeffco@patriots.com	508-549-0492



PATRIOTS 2011 TEAM NOTES

WHAT TO LOOK FOR IN 2011

RECORD SETTING PACE

TOM BRADY

- Tom Brady (3,627) is on pace to throw for an NFL-record 5,276 yards. Only two NFL players have thrown for 5,000 or more yards in a season with Dan Marino's NFL record 5,084 in 1984 and Drew Brees' 5,069 in 2008.
- Brady has 28 touchdowns, putting him on pace for 41 touchdown passes, which would be his second season with 40 or more touchdowns. He had an NFL-record of 50 touchdowns in 2007. If Brady reaches 40 touchdowns, he will be just the second NFL player to have two seasons with 40 or more touchdowns. Dan Marino had 48 touchdowns in 1984 and 44 in 1986.
- Brady has a current streak of 27 straight games with at least one touchdown pass, a Patriots team record.
- Brady has 289 career touchdowns and needs one more to tie Johnny Unitas for seventh place all-time with 290 touchdowns.
- Brady passed Joe Montana (39) with his 40th career 300-yard game at NY Jets (11/13) and added his 41st last week at Philadelphia (11/27). Among active quarterbacks, his 41 300-yard games are third, behind Peyton Manning (63) and Drew Brees (51).

ANDRE CARTER

- Andre Carter pushed his 2011 sack total to 9.0 after getting a share of a sack against Kansas City (11/21). Carter has registered double-digit sacks three times in his career, including a career-high 12.5 in 2002 with San Francisco. The Patriots have had a player finish with double digit sack totals 12 times.
- Carter tied a franchise record with 4.0 sacks at the NY Jets (11/13) and was named AFC Defensive Player of the Week.
- Carter leads all NFL defensive linemen in consecutive games played with 106. Houston's Antonio Smith is second with 103 consecutive games played.

JULIAN EDELMAN

- Julian Edelman has the highest punt return average in Patriots history with a 13.4-yard average (46-616).
- He became the fourth Patriots player with two or more punt returns for a touchdown after his 72-yard touchdown return vs. Kansas City (11/21), joining Troy Brown (3), Irving Fryar (3) and Mike Haynes (2).

ROB GRONKOWSKI

- Rob Gronkowski has 11 touchdown receptions so far in 2011, a franchise record for a tight end. He had set the record with 10 as a rookie in 2010. He is on pace for 16 touchdowns this year. The NFL record for most touchdowns in a season by a tight end is 13 by Vernon Davis (SF) in 2009 and Antonio Gates (SD) in 2004.
- Gronkowski has 21 touchdown catches in 27 career NFL games. He reached the 20 mark in the fewest games by a tight end in NFL history.
- His 21 touchdown receptions since 2010 are the most in the NFL by a tight end and the second most among all NFL players.
- Gronkowski (864) is on pace to finish the year with 1,257 receiving yards, which would set a franchise record for a tight end. Ben Coates had 1,174 receiving yards in 1994. The 1,257 receiving yards would be third most by a tight end in NFL history to the 1,290 by Kellen Winslow in 1980 with San Diego and the 1,258 by Tony Gonzalez in 2004 with Kansas City.

WES WELKER

- Wes Welker has 82 receptions through 11 games and is on pace for 119, which would be tied for 7th best in NFL history and second in Patriots history to Welker's 123 in 2009.
- Welker has 1,143 receiving yards and is on pace for 1,662, which would be 7th all-time in NFL history and the most in Patriots history.
- Welker (5,679) needs 48 yards to move past Irving Fryar (5,726) into third place on the Patriots' all-time list.

WHAT TO LOOK FOR IN 2011 (CONTINUED)

- Welker has a streak of 72 straight regular season games with at least one reception as a member of the Patriots to extend a franchise record. TE Ben Coates held the previous mark with 63 straight games. Welker has caught at least one pass in 89 straight regular season games in his NFL career.

KYLE ARRINGTON

- Kyle Arrington had two interceptions vs. Kansas City (11/21) and leads the NFL with seven interceptions. The last Patriots player to lead the NFL in interceptions was Asante Samuel with 10 in 2006.

VINCE WILFORK

- Vince Wilfork has two interceptions so far in 2011 and is one of four Patriots defensive linemen to ever register two career interceptions. Anthony Pleasant (2001) is the only other Patriots defensive linemen to record two interceptions in a single season.

NFL'S BEST AT HOME

Since their state-of-the-art facility opened at the beginning of the 2002 season, the Patriots own the NFL's best record at home overall. The Patriots own an overall record of 64-13 (.831) at Gillette Stadium in regular season games and a 71-15 record including playoffs.

BEST HOME RECORDS SINCE 2002

(including playoffs)

Team	W	L	T	Pct.
New England	71	15	0	.826
Baltimore	59	21	0	.738
Indianapolis	63	24	0	.724
Pittsburgh	61	23	1	.724
San Diego	55	28	0	.663
Seattle	54	29	0	.651
Philadelphia	53	33	0	.616

PATRIOTS ARE SHARP AT GILLETTE

The Patriots concluded a 20-game home winning streak with a 24-20 loss to the New York Giants on Nov. 6, 2011. It was the longest home win streak in team history. The Patriots own an overall record of 64-13 (.831) at Gillette Stadium in regular season games. Since their state-of-the-art facility opened at the beginning of the 2002 season, the Patriots own the NFL's best record at home all-time.

The teams with the highest winning percentage at a stadium since 1970 (minimum 25 games):

Team	Stadium	W-L-T	WIN PCT.
New England	Gillette Stadium	64-13	.831
Miami	Orange Bowl	101-22-1	.819
Pittsburgh	Heinz Field	62-22-1	.735
Minnesota	Metropolitan Stadium	64-23-1	.733
LA Rams	Memorial Coliseum	53-20-2	.726

LONGEST HOME WINNING STREAK / PATRIOTS HISTORY (REG. SEASON)

Streak	First Win	Last Win
20	Dec. 12, 2008	Oct. 16, 2011
18	Dec. 29, 2002	Sept. 8, 2005
12	Nov. 26, 2006	Sept. 7, 2008
10	Sept. 18, 1976	Oct. 30, 1977

2011 TEAM CAPTAINS

The New England Patriots announced their 2011 team captains. Quarterback Tom Brady and G Logan Mankins are the offensive captains. Nose tackle Vince Wilfork, LB Jerod Mayo and CB Devin McCourty are the defensive captains. Wide receiver Matthew Slater is the special teams captain. The Patriots' 2011 captains were elected by their teammates.

On offense, Brady is and offensive captain for the 10th straight season, having first been elected in 2002. Mankins, who is in his seventh season with New England after joining the team as a first round draft choice in 2005, is serving as a captain for the first time. On defense, Wilfork is a captain for the fourth straight season, while Mayo, is in his third serve season serving as a captain. Slater is in his first season as a captain.



PATRIOTS 2011 TEAM NOTES

TOM BRADY AND WES WELKER BECOME THE 12TH TO SCORE ON A 99-YARD PASS PLAY

Tom Brady connected with Wes Welker on a 99-yard touchdown in the fourth quarter of the 2011 season-opener at Miami (9/12). The 99-yard play tied the NFL record for the longest offensive play, which has been accomplished 13 times. There have been 12 pass plays and one running play for 99 yards. Listed below are the 13 99-yard plays.

(12) 99-YARD PASS PLAYS

Frank Filchock to Andy Farkas, Wash. vs. Pitt. – Oct. 15, 1939
George Izo to Bobby Mitchell, Wash. vs. Clev. – Sept. 15, 1963
Karl Sweetan to Pat Studstill, Det. vs. Balt. – Oct. 16, 1966
Sonny Jurgensen to Gerry Allen, Wash. vs. Chic. – Sept. 15, 1968
Jim Plunkett to Cliff Branch, LA Raiders vs. Wash. – Oct. 2, 1983
Ron Jaworski to Mike Quick, Phil. vs. Atl. – Nov. 10, 1985
Stan Humphries to Tony Martin, SD. vs. Sea.. -Sept. 18, 1994
Brett Favre to Robert Brooks, GB vs. Chic. – Sept. 11, 1995
Trent Green to Marc Boerigter, KC vs. SD. – Dec. 22, 2002
Jeff Garcia to Andre Davis, Clev. vs. Cin. – Oct. 17, 2004
Gus Ferrotte to Bernard Berrian, Minn. Vs. Chi. – Nov. 30, 2008

Tom Brady to Wes Welker, NE vs. Mia. – Sept. 12, 2011

(1) 99-YARD RUN PLAY

Tony Dorsett, Dal. vs. Minn.- Jan. 3, 1983

PATRIOTS SET FRANCHISE RECORD WITH 622 TOTAL YARDS IN 2011 OPENER

The Patriots 622 total yards at Miami (9/12) is a franchise record. The previous high was 619 yards vs. Tennessee on Oct. 18, 2009. The Patriots now have two games in their history with 600 or more total yards.

NFL'S BEST ROAD WARRIORS

Since the start of the 2000 season, the Patriots have the best regular-season road record at 61-33 (.649).

TEAM	RECORD	PCT.
New England	61-33	.649
Philadelphia	59-32-1	.647
Indianapolis	59-34	.634
Pittsburgh	57-37	.606

PATRIOTS FORCE TURNOVERS

The Patriots lead the NFL with a +112 turnover margin since the 1994 season, including a league-leading and franchise record +28 in 2010.

NFL TURNOVER MARGIN SINCE 1994

Rank	Team	Turnover Margin
1.	New England	+112
2.	Kansas City	+99
3.	Pittsburgh	+63

13 STRAIGHT GAMES WITH 30 POINTS IS SECOND BEST IN NFL HISTORY

The Patriots streak of games with 30 or more points scored ended with a 20-16 win against Dallas (10/16). The Patriots' streak of 13 straight games with 30 or more points is second in NFL history to the 14 straight games by the St. Louis Rams (1999-2000). The Patriots are 68-3 when scoring 30 or more points under head coach Bill Belichick, including in each of the last three games.

PATRIOTS SCORE TOUCHDOWNS

The Patriots have scored 39 touchdowns so far in 2011, a pace that would give the Patriots 56.7 for the year. That number would be third in team history.

MOST TOUCHDOWNS IN A SEASON / PATRIOTS

75 in 2007
65 in 2010
52 in 1961 and 1980

PATRIOTS ON POINT IN 2011

The Patriots currently have 331 points and are on pace to finish with 481 points, which would be third in team history.

MOST POINTS SCORED IN A SEASON BY THE PATRIOTS

589 in 2007
518 in 2010
441 in 1980

PATRIOTS ON POINT PART 2

The Patriots are averaging 30.1 points per game in 2011. That average ranks second all-time in team history.

HIGHEST AVG. POINTS PER GAME BY THE PATRIOTS

36.8 in 2007
32.4 in 2010
29.5 in 1961

WHAT'S THE POINT?

The Patriots enter this week's game ranked 11th in the NFL on defense by allowing an average of 20.3 points per game. The Patriots have finished in the top 10 in points allowed on defense for the past five seasons and in 8 of the last 10 years. Under Belichick, the Patriots have never finished worse than 17th among the 32 teams in points allowed.

	Avg. Points Allowed	Avg. Yds Allowed
2011	20.3 (11)	409.8 (32)
2010	19.6 (8)	365.5 (25)
2009	17.8 (5)	320.2 (11)
2008	19.3 (8)	309.0 (10)
2007	17.1 (4)	288.3 (4)
2006	14.8 (2)	294.4 (6)
2005	21.1 (17)	330.2 (26)
2004	16.3 (2t)	310.6 (9)
2003	14.9 (1)	291.6 (7)
2002	21.6 (17)	336.1 (23)
2001	17.0 (6)	334.5 (24)
2000	21.1 (17)	334.6 (20)

TOP OFFENSE

The Patriots offense is currently ranked second in the NFL in total yards. The Patriots offense has finished in the top 10 four straight seasons. Since the 1970 merger, the Patriots offense has finished in the top 10 15 times, including six times under Bill Belichick.

Year	Rank
2011	2
2010	8
2009	3
2008	5
2007	1

DIVISIONAL DOMINANCE I

The New England Patriots own a 51-15 (.773) record in regular season AFC East games since the beginning of the 2001 season, compiling the best intra-division record of any team in the NFL.

NFL'S TOP DIVISIONAL RECORDS SINCE 2001

Team	W	L	T	Pct.
New England Patriots	51	15	0	.773
Pittsburgh Steelers	47	20	0	.701
Green Bay Packers	46	20	0	.697
Indianapolis Colts	45	20	0	.692

AFC EAST DIVISIONAL RECORDS SINCE 2001

Team	W	L	T	Pct.	Div. Titles	Years
New England	51	15	0	.773	8	2001, 03-07, 09-10
New York Jets	34	33	0	.507	1	2002
Miami	27	38	0	.415	1	2008
Buffalo	21	45	0	.318	0	---

NOTES: The Indianapolis Colts were members of the AFC East in 2001 and compiled a 3-5 divisional record that season. In 2002, the Patriots and Jets both finished with a 9-7 overall record and a 4-2 divisional record, but the Jets claimed the division title by virtue of having a better record against common opponents. In 2008, the Patriots and Dolphins both finished with an 11-5 overall record and a 4-2 divisional record, but Miami qualified for the playoffs due to a better conference record (8-4 to 7-5).

DIVISIONAL DOMINANCE II

The Patriots have the highest winning percentage in division games from November until the end of the season since 2002 following their 37-16 win at the Jets on Nov. 13, 2011.

Team	W	L	T	Pct.
New England	25	7	0	.781
San Diego	24	9	0	.727
Indianapolis	23	8	0	.742
Green Bay	25	10	0	.714
Pittsburgh	24	11	0	.686



WHAT HAVE YOU DONE FOR ME LATELY?

Since their record-setting 2007 season, the Patriots have maintained their spot atop the NFL in terms of winning percentage and are second in points scored. Since the beginning of the 2008 season, the Patriots have the NFL's highest winning percentage and have scored the second most points in the NFL. Since 2009, the Patriots are tied for the best winning percentage and have scored the most points. New England tops both categories since the beginning of the 2010 season.

HIGHEST WINNING PERCENTAGE SINCE 2008

Team	W	L	T	Pct.	PF	PA
New England Patriots	43	16	0	.729	1686	1130
Pittsburgh Steelers	41	18	0	.695	1303	967
New Orleans Saints	40	19	0	.678	1719	1293
Atlanta Falcons	40	19	0	.678	1427	1167
Baltimore Ravens	40	19	0	.678	1405	957
Green Bay Packers	38	21	0	.644	1650	1144
New York Giants	36	23	0	.610	1475	1345
Indianapolis Colts	36	23	0	.610	1378	1320
New York Jets	35	24	0	.593	1376	1137
Philadelphia Eagles	34	24	1	.585	1541	1254

HIGHEST WINNING PERCENTAGE SINCE 2009

Team	W	L	T	Pct.	PF	PA
New England Patriots	32	11	0	.744	1276	821
New Orleans Saints	32	11	0	.744	1256	900
Green Bay Packers	32	11	0	.744	1231	770
Pittsburgh Steelers	29	14	0	.674	976	754
Atlanta Falcons	29	14	0	.674	1036	842
Baltimore Ravens	29	14	0	.674	1020	713
San Diego Chargers	26	17	0	.605	1144	917
New York Jets	26	17	0	.605	971	781
Philadelphia Eagles	24	19	0	.581	1125	958
Chicago Bears	25	18	0	.581	949	893

HIGHEST WINNING PERCENTAGE SINCE 2010

Team	W	L	T	Pct.	PF	PA
New England Patriots	22	5	0	.815	849	536
Green Bay Packers	21	6	0	.778	770	467
Pittsburgh Steelers	20	7	0	.741	608	420
Atlanta Falcons	20	7	0	.741	673	517
Baltimore Ravens	20	7	0	.741	629	452
New Orleans Saints	19	8	0	.704	746	559
Chicago Bears	18	9	0	.667	622	528
New York Giants	17	10	0	.630	646	624
New York Jets	16	11	0	.593	623	545
San Francisco 49ers	15	12	0	.556	567	477
Oakland Raiders	15	12	0	.556	670	645

MOST POINTS SCORED SINCE 2008

Team	Points
New Orleans Saints	1719
New England Patriots	1686
Green Bay Packers	1650
San Diego Chargers	1583
Philadelphia Eagles	1541
New York Giants	1475
Houston Texans	1437
Atlanta Falcons	1427
Baltimore Ravens	1405
Dallas Cowboys	1387

MOST POINTS SCORED SINCE 2009

Team	Points
New England Patriots	1276
New Orleans Saints	1256
Green Bay Packers	1231
San Diego Chargers	1144
Philadelphia Eagles	1125
Houston Texans	1071
New York Giants	1048
Atlanta Falcons	1036
Dallas Cowboys	1025
Baltimore Ravens	1020

MOST POINTS SCORED SINCE 2010

Team	Points
New England Patriots	849
Green Bay Packers	770
New Orleans Saints	746
Philadelphia Eagles	696
San Diego Chargers	690
Houston Texans	683
Detroit Lions	678
Atlanta Falcons	673
Oakland Raiders	670
Dallas Cowboys	664



PATRIOTS VS. COLTS

SERIES HISTORY

The Patriots and Colts will face off for the 12th time since 2003 and for the 75th time in the history of the franchises. The clubs have clashed in each of the last eight regular seasons (2003-10) and also faced each other in the playoffs following the 2003, 2004 and 2006 seasons.

The two teams share a long-time rivalry, as the Patriots and the Baltimore/Indianapolis Colts played twice each year from 1970 to 2001 as members of the AFC East, with the exception of the 1982 strike season.



New England is 19-10 against Indianapolis since 1993, and has won 15 of the series' last 22 games. The games have tended to be high-scoring affairs, as the Patriots have scored 20 or more points against the Colts in 19 of their last 21 meetings.

New England holds an overall record of 14-9 in games played in Indianapolis and 25-12 when playing at home. The Patriots snapped a two-game losing streak to the Colts with a 31-28 victory on Nov. 21 at Gillette Stadium.

SERIES TRENDS

Overall Record (including 2-1 in playoffs)..... 45-29
Overall at Home 25-12
 in Foxborough 25-11
 in Boston 0-1
Overall on Road..... 20-17
 in Indianapolis 14-9
 in Baltimore 6-8
 Largest Victory..... 39 points (10/06/74)
 Largest Defeat..... -31 points (11/26/72)
 Highest Combined Point Total 72 points (11/30/03 and 1/21/07)
 Lowest Combined Point Total..... 6 points (12/06/92)
 Longest Winning Streak..... 7 (1996-99)
 Longest Losing Streak 3 (1970-71, 2005-07)
 Seasonal Sweeps of 2 or more wins..... Patriots 12, Colts 5

PATRIOTS – COLTS QUICK HITS

- The Patriots and Colts both surpassed the 1990s San Francisco 49ers for the all-time best mark for a decade in NFL history. New England had 126 wins in the decade from 2000-2009, while Indianapolis had 124 wins. San Francisco had 122 wins in the 1990s.
- Patriots Head Coach Bill Belichick is 9-6 against the Colts as the head coach of the Patriots and is 11-8 against Indianapolis as a head coach overall.
- Despite not being in the same division, the Patriots and Colts will play each other for the ninth straight season.

LAST MEETING:

PATRIOTS 31, INDIANAPOLIS 28

November 21, 2010 ★ Gillette Stadium

	1	2	3	4	Final
Indianapolis Colts	0	14	0	14	28
New England Patriots	7	14	7	3	31

The New England Patriots beat the Indianapolis Colts 31-28 in their annual meeting. RB BenJarvus Green-Ellis ran for 96 yards with a touchdown, and RB Danny Woodhead gained 69 yards rushing, including a 36-yard touchdown run, to support a 2-touchdown effort by QB Tom Brady. Brady not only out-duelled a four-time MVP in QB Peyton Manning, but also won his 25th straight regular-season home start, equaling Brett Favre's record when he was with Green Bay. Brady finished 19-of-25 for 186 yards and two touchdowns. He completed 12 of-14 passes in the first half. Despite a 31-14 fourth quarter lead, the Patriots let the

LAST MEETING (continued)

game get close at the end. Manning completed 38 passes for 396 yards with four touchdown passes but threw his third interception of the game with the Colts in position for a game-tying field goal with 31 seconds to play. Down three points with 2:25 left to play, Manning led the Colts to the New England 24-yard line with 37 seconds to play to get into field goal range. S James Sanders clinched the victory for the Patriots when he intercepted a Manning pass at the 6-yard line with 31 seconds to play. Brady took a knee on two straight plays to seal the victory.

TALE OF THE TAPE

2011 Regular Season	New England	Indianapolis
Record	8-3	0-11
Divisional Standings	1st	4th
Total Yards Gained	4,724	3,080
Total Offense (Rank)	429.5 (2)	280.0 (31)
Rush Offense	110.4 (15)	99.0 (25)
Pass Offense	319.1 (2)	181.0 (28)
Points Per Game	30.1(3)	13.6 (30)
Touchdowns Scored	39	16
Third Down Conversion Pct.	45.0	32.4
Total Yards Allowed	4,508	4,283
Total Defense (Rank)	409.8 (32)	389.4 (29)
Rush Defense	102.4 (12)	150.6 (31)
Pass Defense	307.5 (32)	238.7 (18)
Points Allowed/Game	20.3 (11)	29.7 (32)
Touchdowns Allowed	25	39
Third Down Defense (Pct.)	42.0	47.7
Field Goals Made/Attempted	19/23	13/16
Possession Avg.	28:56	24:32
Sacks Allowed/Yards Lost	20/117	23/153
Sacks Made/Yards	25/159	18/127
Interceptions For/Against	16/10	5/10
Penalties Against/Yards	67/591	56/405
Punts/Avg.	38/46.1	65/46.5
Turnover Differential	+6	-11

CONNECTIONS

New England Ties

- Rookie **T Anthony Castonzo** attended Boston College from 2007-11. In 2007, Castonzo started as a true freshman on the offensive line, the first time a freshman has done so since 1998. Castonzo was drafted 22nd overall in the 2011 draft.

Former Patriots

- **K Adam Vinatieri** played with the Patriots from 1996-2005 and won three Super Bowl titles with New England. Vinatieri kicked 18 game winning field goals for the Patriots with less than a minute remaining and is known around New England for his game winning final second kicks in Super Bowl XXXVI and XXXVIII. **LB A.J. Edds** was claimed off waivers by the Patriots on Sept. 6 after being released the previous day by the Miami Dolphins. Edds was signed off the Patriots practice squad on Sept. 28 by the Colts.
- **T Quinn Ojinnaka** was traded to the Patriots on Aug. 23, 2010 from the Atlanta Falcons for a seventh round pick in the 2011 draft. He was active for eight games during the 2010, all in a reserve role.

Former Teammates

- **DE Mark Anderson** and **DB Antwaun Molden** played with **TE Anthony Hill** in Houston during the 2010 season. **OL Donald Thomas** and **TE Dedrick Epps** played together for the Miami Dolphins during the 2010 season.
- **WR Chad Ochocinco**, **QB Dan LeFevour**, **DB Trent Morgan**, and **RB Fui Vakapuna** were teammates in Cincinnati during the 2010 season.
- **LB Rob Ninkovich** played some at tight end in college at Purdue and caught a 1-yard touchdown pass from current Indianapolis **QB Curtis Painter**.



PATRIOTS VS. COLTS

CONNECTIONS (continued)

Former Colts

- Patriots head coach **Bill Belichick** began his NFL coaching career as a special assistant for the Baltimore Colts in 1975 under head coach Ted Marchibroda.
- Assistant head coach/offensive line **Dante Scarnecchia** was the offensive line coach for the Colts for two seasons from 1989-90.

FAMILY TIES

- **TE Rob Gronkowski** played with his brother **FB Chris Gronkowski** from 2007-09 at the University of Arizona. Chris Gronkowski transferred to Arizona to play linebacker, but then switched back into RB/FB roll during the 2008-09 seasons.

RECENT PATRIOTS-COLTS GAMES

The Patriots have won 16 of the last 23 games between the clubs, dating back to the 1996 season.

Last 23 Games: New England 16, Indianapolis 7

Date	Result	Score	H/A	Stadium
11/21/10	W	31-28	H	Gillette Stadium
11/15/09	L	34-35	A	Lucas Oil Stadium
11/02/08	L	15-18	A	Lucas Oil Stadium
11/04/07	W	24-20	A	RCA Dome
01/21/07*	L	34-38	A	RCA Dome
11/05/06	L	20-27	H	Gillette Stadium
11/07/05	L	21-40	H	Gillette Stadium
01/16/05*	W	20-3	H	Gillette Stadium
09/09/04	W	27-24	H	Gillette Stadium
01/18/04*	W	24-14	H	Gillette Stadium
11/30/03	W	38-34	A	RCA Dome
10/21/01	W	38-17	A	RCA Dome
09/30/01	W	44-13	H	Foxboro
10/22/00	L	23-30	A	RCA Dome
10/08/00	W	24-16	H	Foxboro
12/12/99	L	15-20	A	RCA Dome
09/19/99	W	31-28	H	Foxboro
11/01/98	W	21-16	A	RCA Dome
09/13/98	W	29-6	H	Foxboro
11/30/97	W	20-17	H	Foxboro
09/07/97	W	31-6	A	RCA Dome
11/24/96	W	27-13	H	Foxboro
10/20/96	W	27-9	A	RCA Dome

*-Playoffs

PASSING PERFORMANCES

Tom Brady's very first NFL start was against the Colts on Sept. 30, 2001 at Foxboro Stadium. He finished 13-of-23 for 168 yards in a 44-13 Patriots win. Brady owns a 6-3 record in the regular season against Indianapolis and 2-1 record in the postseason. He has thrown three touchdowns against the Colts in five of those games. He is 3-2 in the regular-season in home games, and 2-0 at home in the postseason.

Tom Brady vs. Indianapolis (6-3) (Regular Season)

Date	A	C	Yd	% TD	I	RT	W/L	Score
09/30/01	23	13	168	56.5	0	0	79.6 W	44-13
10/21/01	20	16	202	80.0	3	0	148.3 W	38-17
11/30/03	35	26	236	74.3	2	2	87.3 W	38-34
09/09/04	38	26	335	68.4	3	1	111.2 W	27-24
11/07/05	33	22	265	66.7	3	0	121.4 L	21-40
11/05/06	35	20	201	57.1	0	4	34.0 L	20-27
11/04/07	32	21	255	65.6	3	2	95.2 W	24-20
11/15/09	42	29	375	69.0	3	1	110.7 L	34-35
11/21/10	25	19	186	76.0	2	0	123.1 W	31-28
Totals	283	192	2037	67.8	19	10	99.0	6-3

Tom Brady vs. Indianapolis (2-1) (Postseason)

Date	A	C	Yd	% TD	I	Rating	W/L	Score
01/18/04	37	22	237	59.5	1	1	76.1 W	24-14
01/16/05	27	18	144	66.7	1	0	92.2 W	20-3
01/21/07	34	21	232	61.8	1	1	79.5 L	34-38
Totals	98	61	613	62.2	3	2	81.7	2-1

STRONG IN THE SECOND HALF

Since 2001, New England has done a remarkable job of finishing the season strong, compiling an NFL-best 62-15 (.805) record in games on or after Thanksgiving, including a 6-1 record in 2010.

PATRIOTS BEFORE AND AFTER THANKSGIVING SINCE 2001

Season	Pre-Thanksgiving	Post-Thanksgiving	Overall
2001	5-5 (.500)	9-0 (1.000)	14-5*
2002	6-5 (.545)	3-2 (.600)^	9-7
2003	9-2 (.818)	8-0 (1.000)	17-2*
2004	9-1 (.900)	8-1 (.889)	17-2*
2005	6-4 (.600)	5-3 (.625)	11-7*
2006	7-3 (.700)	7-2 (.777)	14-5*
2007	10-0 (1.000)	8-1 (.889)	18-1*
2008	7-4 (.636)	4-1 (.800)	11-5
2009	7-3 (.700)	3-4 (.429)	10-7*
2010	8-2 (.800)	6-1 (.857)^	14-3*
2011	7-3 (.700)	1-0 (1.000)	???
Totals	81-32 (.717)	62-15 (.805)	135-44

*-Includes playoffs ^Includes games played on Thanksgiving

BEST RECORDS IN GAMES PLAYED ON OR AFTER THANKSGIVING SINCE 2001

(Includes regular-season and playoff games)

Team	W	L	T	Pct.
New England	62	15	0	.805
Pittsburgh	54	22	0	.711
Philadelphia	48	28	0	.632
San Diego	41	25	0	.621
Indianapolis	47	29	0	.618
Green Bay	45	27	0	.625

2011 HONORS AND AWARDS

QB Tom Brady

- AFC Offensive Player of the Week (Wk. 1 at Miami)
- AFC Offensive Player of the Week (Wk. 2 vs. San Diego)

DE Andre Carter

- AFC Defensive Player of the Week (Wk. 10 at NY Jets)

WR Julian Edelman

- AFC Special Teams Player of the Week (Wk. 11 vs. KC)

PRO BOWL BALLOTING

NFL Pro Bowl balloting has begun and runs through Dec. 19. Fans may vote for their favorite NFL players to represent the AFC and NFC in the 2012 Pro Bowl on Sunday, Jan. 29 at 7 p.m. from Aloha Stadium in Honolulu, Hawaii. Fans may vote online at nfl.com/probowl or on Web-enabled mobile phones by going to NFL.com.



The AFC and NFC All-Star squads are determined by the consensus votes of fans, players and coaches. Each group's vote counts one-third towards determining each conference's 43-man roster. NFL players and coaches will cast their votes on Dec. 21-22. The Pro Bowl teams will be announced at 7:00 p.m. EST on Tuesday, Dec. 27 in a Pro Bowl Selection Show on NFL Network.

PRO BOWL – PATRIOTS PLAYER RANKINGS

QB Tom Brady (537,780) leads all AFC players and ranks second overall in votes. WR Wes Welker (430,945) is fifth overall in votes. TE Rob Gronkowski (334,909) and G Logan Mankins (130,930) also are the top vote getters at their positions. The New England Patriots have 15 players in the top five in Pro Bowl votes in their respective positions.

QB Tom Brady(1st in AFC Voting – 537,780)
WR Wes Welker(1st in AFC Voting – 430,945)
TE Rob Gronkowski(1st in AFC Voting – 334,909)
TE Aaron Hernandez(3rd in AFC Voting – 87,108)
T Matt Light(2nd in AFC Voting – 116,199)
G Logan Mankins(1st in AFC Voting – 130,982)
G Brian Waters(4th in AFC Voting – 73,691)
C Dan Connolly(5th in AFC Voting – 68,628)
DE Andre Carter(2nd in AFC Voting – 136,251)
DT Vince Wilfork(3rd in AFC Voting – 110,704)
CB Kyle Arrington(3rd in AFC Voting – 148,889)
S Patrick Chung(5th in AFC Voting – 17,995)
K Stephen Gostkowski(5th in AFC Voting – 21,569)
P Zoltan Mesko(5th in AFC Voting – 17,614)
SPT Matthew Slater(4th in AFC Voting – 22,520)



LAST GAME: PATRIOTS VS. EAGLES

PATRIOTS 38, PHILADELPHIA 20

November 27, 2011 ★ Lincoln Financial Field

	1	2	3	4	Final
New England Patriots	7	17	7	7	38
Philadelphia Eagles	10	3	0	7	20

The New England Patriots overcame a quick 10-0 deficit on their way to a 38-20 victory over the Philadelphia Eagles at Lincoln Financial Field. The AFC-leading Patriots improved to 8-3 and stayed in the hunt for the lead in the conference. With their eighth win of the 2011 season, the Patriots (8-3) are guaranteed to finish the season with a record of .500 or better for the 11th consecutive year.

Tom Brady threw for 361 yards and three touchdowns, WR Deion Branch (125) and WR Wes Welker (115) both went over 100 yards receiving and RB BenJarvus Green-Ellis scored two touchdowns. Both receivers also contributed big plays. Branch caught a 63-yard pass from Brady in the second quarter to set up a touchdown, and Welker scored on a 41-yard touchdown later in the second quarter.

Vince Young, who threw for 400 yards, started for the Eagles in place of Michael Vick and led the Eagles on scoring drives on their first two series for a 10-0 first quarter lead. Young connected on a 22-yard pass on the game's first play and then he connected with WR Riley Cooper on a 58-yard pass to the New England 4-yard line to set up a 2-yard touchdown run by LeSean McCoy for a 7-0 lead. A 44-yard pass from Young to WR DeSean Jackson on the next series positioned the Eagles for a 43-yard field goal and a 10-0 lead.

New England scored on four of their next five drives to take a 24-13 halftime lead. Green-Ellis capped a 12-play, 80-yard drive with a 4-yard touchdown run to make it 10-7 at the end of the first quarter. Brady hit the deep pass to Branch to the Philadelphia 1-yard line to set up Green-Ellis' second touchdown run of the day and give the Patriots a 14-10 lead early in the second quarter.

Young went deep on the next series in an attempt to Jackson, but CB Antwaun Molden registered his first career interception. The Patriots failed to capitalize with a missed field goal, but forced Philadelphia on a three-and-out on the next series. Brady hit Welker for a 41-yard touchdown on the ensuing drive for a 21-10 lead midway through the second quarter.

A Philadelphia field goal closed the score to 21-13 but New England took over with 2:11 left in the first half and all three time outs and were able to move to the Philadelphia 27-yard line where K Stephen Gostkowski drilled a 45-yard field goal for a 24-13 halftime lead.

New England took the second half kick and engineered an 8-play, 69-yard drive that ended when Brady connected with Welker for a 9-yard touchdown pass for a 31-13 lead. The Patriots opened the fourth quarter with a 75-yard scoring drive that ended in a 24-yard touchdown pass from Brady to TE Rob Gronkowski for a 38-13 lead.

Philadelphia closed out the scoring with a four-minute drive that ended in a touchdown with 36 seconds to play for a 38-20 final.

SUSTAINED SUCCESS

With their eighth win of the 2011 season, the Patriots are guaranteed to finish the season with a record of .500 or better for the 11th consecutive year. At the conclusion of the 2011 season, the Patriots will be the only NFL team to finish with a record of .500 or better in each of the last 11 years (2001-2011). Each of the other 31 NFL teams had at least one losing season between 2001 and 2010. Pittsburgh and Philadelphia each have one losing season during that time frame.

BRADY TIES JOHNNY UNITAS WITH 119 CAREER WINS

Tom Brady earned his 119th win as a starting quarterback to tie Johnny Unitas for the 6th-most regular-season wins by a starting QB in NFL history.

BRADY MOVES PAST DAVE KREIG INTO 14TH ON THE NFL'S ALL-TIME LIST

Brady (38,371) moved past Dave Krieg (38,147) into 14th place on the NFL's all-time passing list.

BRADY HAS 41ST 300-YARD GAME

Brady threw for 361 yards for his 41st career 300-yard game and his seventh 300-yard game of the 2011 season. He also had seven 300 yard games in 2009. The most 300-yard games by Brady in a single season is eight in 2007. The NFL record for most 300-yard games in a season is 10 by Drew Brees (2008) and Rich Gannon (2002).

WELKER REGISTERS 21ST CAREER 100-YARD GAME

Wes Welker registered his 21st career 100-yard game and his sixth of the 2011 season after finishing with 115 against Philadelphia. He matched his personal record of six 100-yard receiving games in a season. He also had six in 2009. The Patriots record for most 100-yard receiving games in a season is nine by Randy Moss in 2007 and Stanley Morgan in 1986.

WELKER RECORDS SEVENTH AND EIGHTH TD OF THE YEAR

Wes Welker scored on a 41-yard reception in the second quarter for his seventh touchdown of the season. He caught a 9-yard touchdown in the third quarter for his eighth touchdown of the season. The eight touchdowns in 2011 match his total in 2007 for a personal career-high. The first touchdown was his 29th receiving touchdown with the Patriots to move out of a tie with Russ Francis (28) into sole possession of 8th place on the Patriots all-time list. He now has 30 career touchdowns with the Patriots. Troy Brown is in 7th place with 31 touchdown receptions.

WELKER HAS HIS 8TH CAREER 2-TD GAME

Welker scored two touchdowns for his eighth career two-touchdown game and his third of the 2011 season. He also had two touchdowns at Miami on Sept. 12 and at Buffalo on Sept. 25.

GRONKOWSKI BREAKS HIS OWN RECORD

Rob Gronkowski set the Patriots record for most touchdowns by a tight end with 10 as a rookie in 2010 and broke that record with his 11th touchdown on a 24-yard touchdown pass in the fourth quarter. The NFL record for most touchdowns in a season by a tight end is 13 by Vernon Davis (SF in 2009) and Antonio Gates (SD in 2004).

GREEN-ELLIS TAKES SOLE POSSESSION OF 7TH PLACE

RB BenJarvus Green-Ellis scored on a 4-yard run in the first quarter for his 24th rushing touchdown to move out of a tie with Don Calhoun (23) into sole possession of 7th place on the Patriots rushing list. Curtis Martin and Tony Collins are next on the list with 32 touchdowns.

GREEN-ELLIS HAS FIFTH CAREER 2-TD GAME

Green-Ellis scored on a 4-yard touchdown in the first quarter and a 1-yard run in the second quarter for his fifth career two-touchdown game and his second two-touchdown game of the season. He also had two touchdowns on Oct. 9, 2011 in the win vs. New York Jets.

BRANCH SETS UP A TD WITH A 63-YARD REC.

Deion Branch set up the Patriots second touchdown with a 63-yard reception in the second quarter, his longest play since a 79-yard touchdown reception vs. Detroit on Nov. 29, 2010. It is his third reception of 60 or more yards as a member of the Patriots and his fifth play of 60 or more yards overall.

TWO PLAYERS WITH 100-YARDS

Both Wes Welker and Deion Branch went over 100 yards receiving, marking the fourth time this season that the Patriots had a game with two players over 100 yards receiving.



INSIDE THE NUMBERS

BY THE NUMBERS

2

The number of interceptions by Vince Wilfork in 2011. Anthony Pleasant (2001) is the only other Patriots defensive lineman to record two interceptions in the same season.

2

The number of punts returned by Julian Edelman for touchdowns during his career, the fourth Patriots' player with two or more punt returns for a touchdown.

7

The number of interceptions by Kyle Arrington to lead the NFL in 2011. His seven interceptions are more than the total for five other teams and ties the totals for two others.

8

The number of times in NFL history a player reached 1,000 yards in the ninth game of the season after Wes Welker reached the milestone.

9.0

The number of sacks by Andre Carter in 2011, putting himself in position for his fourth 10-plus sack season.

11

The number of touchdown catches by TE Rob Gronkowski in 2011. The NFL record for a tight end is 13.

16

The number of touchdown receptions by the Patriots tight ends - Rob Gronkowski (11) and Aaron Hernandez (5).

21

The number of touchdown receptions by Rob Gronkowski since 2010, the most among all NFL tight ends.

20

The number of 10-tackle games by LB Jerod Mayo after he finished with a team-high 11 total tackles vs. Kansas City (11/21/11).

26

The number of games it took Rob Gronkowski to reach 20 touchdowns, the fewest games among tight ends in NFL history.

48

The number of yards Wes Welker (5,679) needs to move past Irving Fryar (5,726) into third place on the Patriots all-time list.

34

The number of consecutive fourth quarter field goals made by Stephen Gostkowski, the most since the statistic began to be tracked in 1991.

622

The number of total yards by the Patriots in the win at Miami in the season opener, a franchise record. The previous best was 619 yards vs. Tennessee (10/18/09).

TOM BRADY BY THE NUMBERS

1

Tom Brady became the first player to follow a 500-yard performance with a 400-yard performance after Brady had back-to-back games with 517 yards and 423 yards.

2

Brady joins Drew Brees (2011) as the only players to reach 3,000 yards in the first nine games of the season. Brady (3,032) had the most yards ever through the first nine games of the year

4

The number of times that Brady has thrown a game-winning touchdown pass in the final minute of the game to turn a deficit into a Patriots win after a final-minute touchdown vs. Dallas (10/16), including the postseason.

7

The number of times that Brady has finished a season with 25 or more touchdowns. He is the fourth QB in NFL history to have 25 or more touchdown passes in at least seven different seasons.

9

The number of times Tom Brady has passed for 3,000 or more yards in a season, a franchise record for most 3,000-yard seasons. He enters this week with 3,627 passing yards.

TOM BRADY BY THE NUMBERS

11

Tom Brady was the 11th quarterback in NFL history to throw for 500 or more yards after he passed Brady for 517 in the 2011 opener at Miami.

19

The number of times Tom Brady has earned AFC Offensive Player of the Week honors. He earned the award in each of the first two weeks of the 2011 season.

18

The number of NFL quarterbacks who have reached 35,000 yards after Brady (38,371) reached the milestone at Miami (9/12).

41

The number of regular season 300-yard passing games by Tom Brady, a team record.

92

The number of times that Brady has thrown two or more touchdowns in a game. The Patriots are 77-15 when he throws for two or more touchdowns.

119

The number of wins that Brady has as a starting quarterback. He reached the 100-win milestone in the fewest number of starts (131) among all quarterbacks in the modern era.

1,327

The number of passing yards Brady had in the first three games (517, 423 and 387) of 2011. Brady's 1,327 yards set the NFL mark for the most passing yards ever in a three-game stretch.

THE KRAFT ERA

3

The number of Super Bowl championships the Patriots have won since Robert Kraft purchased the team in 1994. That mark is the highest total in the NFL over that span. Only Denver (2; 1997 and 1998) and Pittsburgh (2; 2005 and 2008) have won multiple Super Bowl titles since 1994.

5

The number of conference championships the Patriots have won since Robert Kraft purchased the team in 1994. That mark is the highest total in the NFL over that span. Pittsburgh is second with three conference titles since 1994.

10

The number of division championships won by the Patriots since Kraft purchased the team in 1994.

12

The number of playoff seasons earned by the Patriots in the 17 seasons since Robert Kraft purchased the team.

17

The number of playoff games the Patriots have won since Robert Kraft purchased the team in 1994. That mark is the highest total in the NFL over that span. Pittsburgh ranks second with 15 playoff wins over that span.

26

The number of playoff games the Patriots have appeared in since 1994. The mark is tied with Pittsburgh for the most playoff games during that time period.

THE BELICHICK ERA

4

Bill Belichick is one of just four coaches to win three championships since the Super Bowl era began. Belichick joins three members of the Pro Football Hall of Fame in the exclusive club (Chuck Noll 4, Joe Gibbs 3 and Bill Walsh 3). Belichick is the only coach to win three Super Bowls in the post-1993 salary cap era and the only one to ever win three in four years.

185

Bill Belichick has 185 career victories as a head coach, including playoff games. Belichick moved past Bill Parcells into sole possession of ninth place in all-time coaching victories.



ROBERT KRAFT NEWS & NOTES

Since Robert Kraft purchased the team in 1994, the Patriots have experienced one of the most dramatic turnarounds in the history of sports. Now in his 18th season of ownership, Kraft has transformed one of the league's least successful clubs into what many observers view as a model NFL franchise. In the five seasons immediately preceding his purchase (1989-93), the Patriots were a moribund team, winning just 19 of 80 games (.311 pct.) and recording the worst record in the NFL over that span. When he bought the franchise on Jan. 21, 1994, Kraft announced his intention to bring a championship to New England, a tall order considering the team's previous success rate. But under Kraft's leadership, the Patriots have won more division titles (10), conference crowns (5) and Super Bowl championships (3) than any other NFL team. The Patriots have made five Super Bowl appearances since Kraft purchased the team, a period during which no other NFL franchise has earned more than three berths. In Kraft's first 17 seasons, the Patriots qualified for the playoffs 12 times, doubling the franchise's accomplishments during its first 34 seasons.



	Pre-Kraft 1960-93	1989-93	Kraft Era 1994-10
Overall Record	225-276-9	19-61	205-104
Winning Pct.	.450	.311	.663
Super Bowl Titles	0	0	3
Conference Titles	1	0	5
Division Titles	3	0	10
Playoff Seasons	6	0	12
Playoff Record	4-6	--	17-9
Home Playoff Games	1	0	13
Home Playoff Record	0-1	--	11-2

A CHAMPIONSHIP TRADITION

MULTIPLE LEAGUE CHAMPIONSHIPS SINCE 2001

Team	League	Titles
Los Angeles Lakers.....	NBA.....	4
New England Patriots.....	NFL.....	3
San Antonio Spurs.....	NBA.....	3

CHAMPIONSHIP GAME/SERIES APPEARANCES SINCE 1994

Team	League	Appearances
New York Yankees.....	MLB.....	7
Los Angeles Lakers.....	NBA.....	7
Detroit Red Wings.....	NHL.....	6
New England Patriots.....	NFL.....	5
Pittsburgh Steelers.....	NFL.....	4
San Antonio Spurs.....	NBA.....	4
New Jersey Devils.....	NHL.....	4

SELLOUT STREAK

In the early 1990s, the Patriots seemed destined for relocation until Robert Kraft's purchase of the team rejuvenated local interest. In 1991, the season ticket base was just 17,635, barely enough to support the club. Now, the season-ticket base stands at a capped total of approximately 62,000 and more than 50,000 fans are on a season ticket waiting list. The Patriots have sold out 188 consecutive home games, including playoff and preseason games (dating back to the 1994 season opener).

SINCE ROBERT KRAFT PURCHASED THE TEAM IN 1994...

TOTAL VICTORIES SINCE 1994 (Regular Season)

New England Patriots.....	188
Green Bay Packers.....	181
Pittsburgh Steelers.....	180
Indianapolis Colts.....	170

TOTAL VICTORIES SINCE 1994 (Incl. Postseason)

New England Patriots.....	205
Pittsburgh Steelers.....	197
Green Bay Packers.....	196
Indianapolis Colts.....	181
Denver Broncos.....	171
Philadelphia Eagles.....	169

WINNING PERCENTAGE SINCE 1994 (Incl. Postseason)

Team	W	L	T	Pct.
New England Patriots.....	205	104	0	.663
Pittsburgh Steelers.....	197	111	1	.639
Green Bay Packers.....	196	112	0	.636
Indianapolis Colts.....	181	125	0	.592
Denver Broncos.....	171	125	0	.578
Philadelphia Eagles.....	169	134	2	.558
Minnesota Vikings.....	159	139	0	.534

SUPER BOWL CHAMPIONSHIPS SINCE 1994

New England Patriots.....	3
Green Bay.....	2
Pittsburgh Steelers.....	2
Denver Broncos.....	2
8 Teams.....	1

CONFERENCE CHAMPIONSHIPS SINCE 1994

New England Patriots.....	5
Pittsburgh Steelers.....	4
Green Bay Packers.....	3
Denver Broncos.....	2
St. Louis Rams.....	2
Indianapolis Colts.....	2
New York Giants.....	2
14 Teams.....	1

PLAYOFF VICTORIES SINCE 1994

New England Patriots.....	17
Pittsburgh Steelers.....	17
Green Bay Packers.....	15
Philadelphia Eagles.....	11
Indianapolis Colts.....	11

PLAYOFF GAMES PLAYED SINCE 1994

New England Patriots.....	26
Pittsburgh Steelers.....	26
Green Bay Packers.....	25
Indianapolis Colts.....	23
Philadelphia Eagles.....	22
Denver Broncos.....	13
San Francisco 49ers.....	13

PLAYOFF SEASONS SINCE 1994

Indianapolis Colts.....	13
New England Patriots.....	12
Green Bay Packers.....	12
Philadelphia Eagles.....	11
Pittsburgh Steelers.....	11
Dallas Cowboys.....	9

PLAYOFF WINNING PERCENTAGE SINCE 1994

Team	W	L	Pct.
New England Patriots.....	17	9	.654
Pittsburgh Steelers.....	17	9	.654
New Orleans Saints.....	5	3	.625
Arizona Cardinals.....	5	3	.625
Denver Broncos.....	8	5	.615
Green Bay Packers.....	15	10	.600
Baltimore Ravens.....	9	6	.600
Carolina Panthers.....	6	4	.600

HOME PLAYOFF WINS SINCE 1994

Pittsburgh Steelers.....	12
New England Patriots.....	11
Philadelphia Eagles.....	8
Green Bay Packers.....	8

KEY TO LOCKOUT'S END


Robert Kraft played a key role in helping reach a deal with the NFL players that ended the lockout. At the press conference to announce the agreement, Indianapolis Colts C Jeff Saturday commented on Kraft's role in the negotiations, "Without him, this deal does not get done. He is a man who helped us save football and we're so [grateful] for that. We're [grateful] for his family and for the opportunity he presented to get this deal done."



BILL BELICHICK NEWS & NOTES

THE HEAD COACH

Overall Record: 185-103 (.642)
Regular Season: 170-97 (.637)
Postseason: 15-6 (.714)
With Patriots overall: 148-58 (.718)
Super Bowl Titles: 5 (86, 90, 01, 03, 04)
Conf. Titles: 7 (86, 90, 96, 01, 03, 04, 07)
Division Titles: 15 (75, 78, 86, 89, 90, 96, 98, 01, 03, 04, 05, 06, 07, 09, 10)



Bill Belichick is the only head coach in NFL history to win three Super Bowl titles in a four-year span. He has won more regular season games (121) and more games overall (135) during a 10-year stretch (2001-2010) than any other coach in NFL History. In the 2007 season, Belichick led the Patriots to the fourth undefeated and untied regular season and the first since the NFL established a 16-game schedule in 1978.

BELICHICK LEADS TEAM TO 10TH STRAIGHT WINNING RECORD

Bill Belichick has led the Patriots to a winning record for 10 consecutive seasons (2001-2010). The only other NFL coach to have at least 10 consecutive winning seasons with one team since the 1970 merger was Tom Landry, who led the Dallas Cowboys to 16 consecutive winning seasons (1970-1985).

BELICHICK LEADS TEAM TO NFL-BEST 14-2 RECORD

Bill Belichick guided the Patriots to an NFL-best 14-2 record in 2010. Belichick is the first head coach ever to win at least 14 regular-season games in four separate seasons. Only four other coaches — San Francisco's George Seifert (3), Washington's Joe Gibbs (2), Chicago's Mike Ditka (2) and Miami's Don Shula (2) — have more than one 14-win season.

BILL BELICHICK'S 14-WIN REGULAR SEASONS

YEAR	RECORD	SEASON RESULT
2003	14-2	Super Bowl XXXVIII Champions
2004	14-2	Super Bowl XXXIX Champions
2007	16-0	Super Bowl XLII
2010	14-2	AFC Divisional Playoffs

BELICHICK PASSES PARCELLS FOR 9TH PLACE

Bill Belichick moved past Bill Parcells into sole possession of 9th place in all-time coaching victories and now has 185 wins.

MOST WINS NFL COACHES

Head Coach	Team(s)	Years of service	Record
1. Don Shula	BAL, MIA	33	347-173-6
2. George Halas	Chicago	40	324-151-31
3. Tom Landry	Dallas	29	270-178-6
4. Curly Lambeau	GB, Cards, WAS	33	229-134-22
5. Chuck Noll	Pittsburgh	23	209-156-1
6. M. Schottenheimer	CLE, KC, WAS, SD	21	205-139-1
7. Dan Reeves	DEN, NYG, ATL	23	201-174-2
8. Chuck Knox	LAR, BUF, SEA	22	193-158-1
9. Bill Belichick	CLE, NE	17	185-103-0
10. Bill Parcells	NYG, NE, NYJ, DAL	19	183-138-1
11. Mike Holmgren	GB, SEA	17	174-122-0
12. Joe Gibbs	Washington	16	171-101-0
13. Paul Brown	CLE, CIN	21	170-108-6

ELITE COMPANY

Bill Belichick is one of nine NFL head coaches to win three or more championships since the league began postseason play in 1933, but the only one to win three in four years. With the Patriots' victory in Super Bowl XXXIX, Belichick joined an exclusive club in which each of the eight other members has been enshrined in the Pro Football Hall of Fame.

HEAD COACHES WITH THREE OR MORE NFL TITLES

(Listed alphabetically)

Head Coach	Championship Team(s)
Bill Belichick	Patriots (SB XXXVI, XXXVIII, XXXIX)
Paul Brown	Cleveland Browns (1950, 54, 55)
Weeb Ewbank	Baltimore Colts, New York Jets (1958, 59 SB III)
Joe Gibbs	Washington Redskins (SB XVII, XXII, XXVI)
George Halas	Chicago Bears (1921, 33, 40, 41, 46, 63)
Curly Lambeau	Green Bay Packers (1929, 30, 31, 36, 39, 44)
Vince Lombardi	Green Bay Packers (1961, 62, 65, SB I, II)
Chuck Noll	Pittsburgh Steelers (Super Bowl IX, X, XIII, XIV)
Bill Walsh	San Francisco 49ers (Super Bowl XVI, XIX, XXXIII)

BELICHICK'S PATRIOTS RENAISSANCE

Any successful project requires a sound plan and once Head Coach Bill Belichick implemented his design on the Patriots, his approach has given him the best record of any NFL head coach who has coached over 40 games since 2001 (including the postseason).

NFL COACHES' RECORDS SINCE 2001

Coach	Team	W	L	T	Pct.
Bill Belichick	NE	143	47	0	.753
Tony Dungy	TB/IND	101	41	0	.711
Bill Cowher	PIT	70	35	1	.665

AMONG THE GREATS

Bill Belichick has recorded 185 career wins, for 9th all-time in NFL history. Belichick owns a career winning percentage of .642, which is third all-time, behind George Halas (.682) and Don Shula (.667).

TOP WINNING PERCENTAGE AMONG HEAD COACHES WITH AT LEAST 160 WINS (INCL. POSTSEASON)

Head Coach	Team(s)	Years	W	L	T	Pct.
George Halas	CHI	1920-29, 33-41, 46-55, 58-67	324	151	31	.682
Don Shula	BAL/MIA	1963-95	347	173	6	.667
Bill Belichick	CLE/NE	1991-95, 00-11	185	103	0	.642
Curly Lambeau	GB/CHI/WAS	1921-53	229	134	22	.630

NOTE: Winning percentage calculated using current NFL rules, counting a tie as a half-win, half-loss.

SUPER SUCCESS

Bill Belichick is one of just four head coaches to win three Super Bowl championships. Belichick is the only coach to win three Super Bowls in the post-1993 salary cap era.

MOST SUPER BOWL VICTORIES

Head Coach	Team	Titles	Seasons
Chuck Noll	PIT	4	1974, 1975, 1978, 1979
Bill Belichick	NE	3	2001, 2003, 2004
Joe Gibbs	WAS	3	1982, 1987, 1991
Bill Walsh	SF	3	1981, 1984, 1988

NOTE: Sorted by most recent championship. Super Bowls have determined NFL champion since 1966.

PLAYOFF SUCCESS

Bill Belichick has won 15 career playoff games, a total that is the fifth highest by a head coach in NFL history.

MOST PLAYOFF WINS BY AN NFL HEAD COACH

Coach	Team(s)	Wins
Tom LandryDallas Cowboys	20
Don ShulaBaltimore Colts, Miami Dolphins	19
Joe GibbsWashington Redskins	17
Chuck NollPittsburgh Steelers	16
Bill BelichickCleveland Browns, New England Patriots	15

POSTSEASON PROWESS

Bill Belichick is tied for third in NFL history with a .714 winning percentage in the postseason.

BEST POSTSEASON RECORDS IN NFL HISTORY

Head Coach	Team(s)	W	L	Pct.
Vince Lombardi	GB/WAS	9	1	.900
Tom Flores	Oakland	8	3	.727
Bill Belichick	CLE/NE	15	6	.714
Bill Walsh	San Francisco	10	4	.714

BELICHICK NAMED COACH OF THE YEAR

The Associated Press named Bill Belichick the National Football League's Coach of the Year for 2010. It is the third time that Belichick has earned the honor. He was also named coach of the year following the 2003 and 2007 seasons. Belichick joins Don Shula (4-time winner) and Chuck Knox as the only three-time winners. Belichick is the most successful head coach in Patriots history.

WINNINGEST HEAD COACHES IN PATRIOTS HISTORY

Coach	Years	Career Winning Pct.	Overall W-L-T	Playoff W-L
Bill Belichick	2000-11	.718	148-58-0	14-5
Raymond Berry	1984-89	.554	51-41-0	3-2
Pete Carroll	1997-99	.549	28-23-0	1-2
Ron Meyer	1982-84	.529	18-16-0	0-1



TOM BRADY NEWS & NOTES

RECORDING SUCCESS

Tom Brady has quarterbacked the Patriots to victories in 119 of his 154 career regular-season starts, compiling a .773 winning percentage and giving him the best record of any quarterback in the Super Bowl era (since 1966).

TOP WINNING PERCENTAGES IN SUPER BOWL ERA

(Since 1966, Minimum 50 Starts, Regular Season Only)

Player	Team(s)	Years	W	L	T	Pct.
Tom Brady	NE	2000-11	119	35	0	.773
Roger Staubach	DAL	1969-79	85	29	0	.746
Joe Montana	SF/KC	1979-94	117	47	0	.713

ACTIVE QUARTERBACKS WINNING PERCENTAGE

Minimum 32 Starts (two full seasons), Regular Season Only

Quarterback	Team(s)	W	L	T	Pct.
Tom Brady	NE	119	35	0	.773
Ben Roethlisberger	PIT	77	32	0	.706
Matt Ryan	ATL	40	17	0	.702
Peyton Manning	IND	141	67	0	.678
Joe Flacco	BAL	40	19	0	.678
Aaron Rodgers	GB	38	20	0	.655

MOST CAREER WINS AS A STARTER

(Regular season only)

Rk	Name	W	L	T	Pct.
1.	Brett Favre	186	112	0	.624
2.	John Elway	148	82	1	.643
3.	Dan Marino	147	93	0	.613
4.	Peyton Manning	141	67	0	.678
5.	Fran Tarkenton	124	109	6	.531
6.	Johnny Unitas	119	64	4	.647
7.	Tom Brady	119	35	0	.772
8.	Joe Montana	117	47	0	.713
9.	Terry Bradshaw	107	51	0	.677
10.	Warren Moon	102	101	0	.510

Bold Indicates active players

BRADY EARNS SECOND MVP AWARD

The Associated Press named Tom Brady the National Football League's Most Valuable Player for the 2010 season. He is the first unanimous selection. It is the second MVP honor of Brady's career. He earned his first MVP honors following the 2007 season. Brady joins San Francisco's Joe Montana as the only players to earn more than one MVP and more than one Super Bowl MVP.

BRADY SETS FRANCHISE RECORD WITH 517 PASSING YARDS

Brady set a franchise record with 517 passing yards in the 2011 season-opener at Miami (9/12). The previous high was 426 yards by Drew Bledsoe vs. Minnesota on Nov. 13, 1994. Brady's previous best was 410 passing yards vs. Kansas City on Sept. 22, 2002. Brady became the 11th NFL quarterback to throw for 500 yards or more. His 517 yards are the fifth highest in NFL history and he is the first to pass for 500 yards or more since Ben Roethlisberger passed for 503 yards on Dec. 20, 2009 vs. Green Bay.

PLAYER	TEAM	500 YARD GAME
Norm Van Brocklin	LA Rams	554 yards in 1951
Warren Moon	Houston Oilers	527 yards in 1990
Boomer Esiason	Arizona	522 yards in 1996
Dan Marino	Miami	521 yards in 1988
Tom Brady	Patriots	517 yards in 2011

BRADY BECOMES THE 18TH QB IN NFL HISTORY TO REACH 35,000 YARDS

Tom Brady became the 18th quarterback in NFL history to reach 35,000 career passing yards after gaining 517 yards against the Dolphins. He entered the game needing 256 yards to reach the feat. Brady is currently 14th on the NFL's all-time passing yards list with 38,371 passing yards.



BRADY TIED NFL MARK WITH 13 GAMES WITH TWO OR MORE TOUCHDOWNS

Brady threw for one touchdown against the Jets (10/9), snapping his streak of 13 straight games with two or more touchdown passes. Brady's streak of 13 straight games with two or more touchdowns is tied with Peyton Manning's 2004 total for the longest such streak in NFL history.

BRADY HAS 16 CAREER 4-TD GAMES AFTER GETTING TWO SO FAR IN 2011

Brady's four touchdowns at Buffalo (9/25) marked his 12th game with four touchdown passes. The Patriots are 11-1 when he passes for four touchdowns. He has now thrown four or more touchdowns in a game 16 times with 12 four-touchdown games, two five-touchdown games and two six-touchdown games. The 16 games with 4-plus touchdowns is fifth all-time in NFL history.

Most Games with 4+ Touchdown Passes

PLAYER 4+ TD Games

1. Brett Favre	23
2. Peyton Manning	22
3. Dan Marino	21
4. Johnny Unitas	17
5. Tom Brady	16

CONSECUTIVE GAMES WITH AT LEAST ONE TOUCHDOWN PASS CONTINUES FOR BRADY IN 2011

Brady has now thrown at least one touchdown pass in 27 straight regular season games to extend a team mark. Brady's current streak started when he threw a touchdown pass in all 16 games in 2010.

BRADY GOES OVER 300 YARDS FOR THE 41ST TIME IN HIS CAREER

Brady had his 41th NFL game with 300 or more yards passing at Philadelphia (11/27) and ranks third among active NFL quarterbacks, behind NFL-leader Peyton Manning (63) and Drew Brees (51). The Patriots are 35-6 when Brady throws for 300 or more yards.

NFL QUARTERBACK 300-YARD GAMES

Player 300-Yard Games

*Peyton Manning	63
Dan Marino	63
Brett Favre	62
*Drew Brees	52
Kurt Warner	52
Dan Fouts	51
Warren Moon	49
*Tom Brady	41
Joe Montana	39

BRADY HAS 8TH GAME WITH 300 YDS AND 4 TDS

Tom Brady had his 8th game with 300 yards or more (326) and 4 TDs (and no interceptions) in a win against the Jets (12/6/10) last season. No other quarterback since the 1970 merger has accomplished that feat.

TOM BRADY'S RECORD AS A STARTER

	Reg. Season	Playoffs	Total
Overall:	119-35	14-5	133-40
Home:	66-11	8-2	74-13
Road:	53-24	6-3*	59-27*
By Yardage Total			
Less than 200:	29-13	3-1	32-14
200-299:	55-16	9-3	64-19
300 or more:	35-6	2-1	37-7
Other Records			
On Artificial Turf:	62-7	4-3	66-10
Temp. Below 40:	27-3	8-2	35-5
Thanksgiving or later:	44-9	14-5	58-14
Leading at Halftime:	93-9	10-2	103-11
Leading after 3 Qtrs:	98-6	9-2	107-8
Overtime:	7-1	1-0	8-1
Passer rating >100.0:	67-4	6-0	73-4

*Includes three Super Bowls at neutral sites



TOM BRADY NEWS & NOTES

BRADY CONCLUDES 31-GAME HOME WINNING STREAK

Tom Brady set an NFL record for most consecutive home wins as a starting quarterback with his 26th straight win in a regular-season home start following the 45-3 win against the Jets (12/06/10) and extended his streak to 31 before it ended with a 24-20 loss against the New York Giants (11/6).

MOST CONSECUTIVE REGULAR-SEASON HOME GAMES WON AS A STARTING QUARTERBACK:

Player	Team	Years	Streak
Tom Brady	NE	2006-011	31
Brett Favre	GB	1995-98	25
John Elway	DEN	1996-98	22
Bob Griese	MIA	1971-74	20
Randall Cunningham	PHI	1990-94	20

MOST CAREER TOUCHDOWNS

MOST TOUCHDOWNS CAREER

(regular season only) Bold indicates active players

Rank	Name	Touchdowns
1.	Brett Favre	508
2.	Dan Marino	420
3.	Peyton Manning	399
4.	Fran Tarkenton	342
5.	John Elway	300
6.	Warren Moon	291
7.	Johnny Unitas	290
8.	Tom Brady	289
9.	Vinny Testaverde	275
10.	Joe Montana	273

BRADY REACHES 25 TDS FOR SEVENTH TIME

Tom Brady has 25 touchdown passes in 2011. It is the seventh time in his career that he has passed for 25 or more touchdowns, tying Dan Marino for third on the NFL all-time list for most seasons with 25 or more touchdowns.

MOST SEASONS WITH 25-PLUS TOUCHDOWN PASSES

Peyton Manning	13	Dan Marino	7
Brett Favre	11	Drew Brees	6
Tom Brady	7	Joe Montana	6

BRADY NEARING 30 TOUCHDOWNS...AGAIN

Brady enters this week's game with 28 touchdowns and needs two for his third season with 30 or more touchdowns. He had an NFL-record 50 in 2007 and an NFL-leading 36 in 2010.

MOST SEASONS WITH 30-PLUS TOUCHDOWN PASSES

Brett Favre	9
Peyton Manning	6
Dan Marino	4
Drew Brees	3

WINNINGEST COACH/QB TANDEM

Bill Belichick and Tom Brady have the best winning percentage among a head coach/starting quarterback tandem since the 1970 merger. The tandem's 119 wins are the most wins by any coach-QB tandem since the 1970 AFL-NFL merger.

WINNINGEST COACH/QB TANDEM SINCE 1970

(Regular Season Only – by winning percentage)

Quarterback/Head Coach	Team	W	L	T	Pct.
Tom Brady/Bill Belichick	NE	119	35	0	.772
Ken Stabler/John Madden	OAK	60	19	1	.756
Jim McMahon/Mike Ditka	CHI	46	15	0	.754
Peyton Manning/Tony Dungy	IND	73	24	0	.753

WINNINGEST COACH/QB TANDEM SINCE 1970

(Regular Season Only – by victories)

Quarterback/Head Coach	Team	W	L	T	Pct.
Tom Brady/Bill Belichick	NE	119	35	0	.772
Dan Marino/Don Shula	MIA	116	68	0	.630
Terry Bradshaw/Chuck Noll	PIT	107	51	0	.601

BRADY'S COMEBACKS

Brady has engineered 32 career game-winning performances to lead his team to a victory from a fourth-quarter deficit or tie.

Time Remaining Passing Statistics^

Date	Opp.	Score	in Reg.	Att	Cmp	Yds	TD	Int	Final
10/16/11	DAL	13-16	5:13	9	11	87	1	0	20-16
12/19/10	GB	21-27	13:49	6	5	82	1	0	31-27
10/17/10	BAL	10-20	14:53	24	16	156	1	1	23-20 OT
09/14/09	BUF	13-24	5:32	13	11	112	2	0	25-24
12/29/07	at NYG	23-28	15:00	12	8	130	1	0	38-35
12/03/07	at BAL	17-24	14:25	17	7	113	1	0	27-24
11/25/07	PHI	24-28	15:00	16	11	109	0	0	31-28
11/04/07	at IND	10-20	9:42	10	8	144	2	0	24-20
01/14/07	at SD*	13-21	8:35	14	9	122	1	1	24-21
12/03/06	DET	13-21	13:07	15	14	101	0	0	28-21
11/26/06	CHI	10-10	14:46	7	6	98	1	0	17-13
11/13/05	at MIA	15-16	2:53	2	2	76	1	0	23-16
10/30/05	BUF	7-16	10:07	4	4	69	0	0	21-16
10/09/05	at ATL	28-28	3:52	2	2	17	0	0	31-28
09/25/05	at PIT	10-13	14:19	12	12	167	0	0	23-20
02/06/05	PHI**	14-14	15:00	4	2	33	0	0	24-21
10/03/04	at BUF	17-17	15:00	4	2	8	1	0	31-17
02/01/04	CAR**	29-29	1:08	5	4	47	0	0	32-29
01/10/04	TEN*	14-14	15:00	11	6	27	0	0	17-14
11/30/03	at IND	31-31	10:21	6	3	31	1	0	38-34
11/23/03	at HST	13-20	3:11	14	10	133	1	0	(ot) 23-20
11/03/03	at DEN	23-26	2:51	4	5	58	1	0	30-26
10/19/03	at MIA	13-13	15:00	10	7	147	1	0	(ot) 19-13
10/05/03	TEN	24-27	4:40	1	1	15	0	0	38-30
12/29/02	MIA	13-24	4:59	13	8	69	1	0	(ot) 27-24
11/10/02	at CHI	19-30	5:16	14	9	116	2	0	33-30
09/22/02	KC	38-38	0:00	5	4	46	0	0	(ot) 41-38
02/03/02	STL**	17-17	1:21	8	5	53	0	0	20-17
01/19/02	OAK*	3-13	15:00	27	20	138	0	0	(ot) 16-13
12/16/01	at BUF	6-9	5:57	13	9	116	0	0	(ot) 12-9
12/02/01	at NYJ	14-16	15:00	7	6	56	0	0	17-16
10/14/01	SD	16-26	8:48	18	13	130	1	0	(ot) 29-26

^Statistics are from the time noted until the end of the game. * Divisional Playoffs ** Super Bowl

BRADY IN THE POSTSEASON

NFL ALL-TIME LEADERS / PLAYOFF VICTORIES AS STARTING QUARTERBACK

(Bold indicates active players)

Player	Team(s)	Playoff Wins
Joe Montana	San Fran./K.C.	16
Tom Brady	New England	14
Terry Bradshaw	Pittsburgh	14
John Elway	Denver	14
Brett Favre	Green Bay/Minnesota	12
Troy Aikman	Dallas	11
Roger Staubach	Dallas	11

QUARTERBACKS WITH THREE OR MORE SUPER BOWL VICTORIES

Quarterback	Team	Wins
Terry Bradshaw	PIT	4
Joe Montana	SF	4
Troy Aikman	DAL	3
Tom Brady	NE	3

PLAYERS WITH MULTIPLE SUPER BOWL MVP AWARDS

Player	Team	MVPs
Joe Montana	SF	3
Terry Bradshaw	PIT	2
Tom Brady	NE	2
Bart Starr	GB	2

TOP QB HOME STARTING RECORDS SINCE 1970 MERGER (includes postseason)

Player	Team(s)	W	L	T	Pct.
Tom Brady	NE	74	13	0	.851
Terry Bradshaw	PIT	75	14	0	.843
John Elway	DEN	104	25	0	.806
Steve Young	TB/SF	63	19	0	.768

BRADY HAD THREE STRAIGHT GAMES WITH 30 COMPLETIONS IN 2011

Brady tied an NFL record with three straight games with 30 completions after completing 32 at Miami (9/12), 31 vs. San Diego (9/18) and 30 at Buffalo (9/25). He shares the record with Drew Brees (2011), Steve Young (1995), Rich Gannon (2002), Kurt Warner (2008) and Peyton Manning (2010). The most 30 completion games Brady has had in a season is five in 2007.



TOM BRADY NEWS & NOTES

BRADY NEAR THE TOP SINCE BECOMING THE PATRIOTS STARTER IN 2001

Since taking over as the Patriots starting quarterback in 2001, Tom Brady ranks second with 289 touchdown passes and third with 38,004 passing yards.

Touchdowns Since 2001

Player	Team	Years	TDs
Peyton Manning	IND	2001-11	314
Tom Brady	NE	2001-11	289
Drew Brees	SD/NO	2001-11	262
Brett Favre	GB/NYJ/MIN	2001-10	253
Donovan McNabb	PHI/WAS/MIN	2001-11	205

Passing Yards Since 2001

Player	Team	Years	Passing Yards
Peyton Manning	IND	2001-11	42,541
Drew Brees	SD/NO	2001-11	38,955
Tom Brady	NE	2001-11	38,365
Brett Favre	GB/NYJ/MIN	2001-10	37,132
Donovan McNabb	PHI/WAS/MIN	2001-11	32,963

TOM BRADY EARNS 19TH AFC OFFENSIVE PLAYER OF THE WEEK AWARD

Tom Brady was named the AFC Offensive Player of the Week after throwing for 517 yards and four touchdowns, including a 99-yard touchdown pass to Wes Welker in Week 1 at Miami (9/12/11) and in Week 2 after a 423-yard effort with three touchdowns vs. San Diego (9/28/11). Brady has the second-most Player of the Week awards earned by a player since the accolade was instituted in 1984. He is the first player to earn AFC Offensive Player of the Week honors in back-to-back weeks to open a season. He joins Panthers kicker John Kasey (Special Teams, 1996) as the only players to garner consecutive Player of the Week laurels in Week 1 and Week 2 of the same year.

THE PLAYERS WITH THE MOST CAREER PLAYER OF THE WEEK AWARDS

Player	Career	Team	POW Awards
Peyton Manning	1998-present	Colts	21
Tom Brady	2000-present	Patriots	19
Dan Marino	1983-1999	Dolphins	18
Brett Favre	1991-present	Packers, Jets, Vikings	16
John Elway	1983-1998	Broncos	15

BRADY SETS NFL RECORD FOR MOST PASS ATTEMPTS WITHOUT AN INTERCEPTION

Tom Brady extended his streak to 358 consecutive regular season pass attempts without an interception in the season-opener before throwing his first interception since Oct. 17, 2010 in the Miami game (9/12). Brady eclipsed Bernie Kosar's record of 308 pass attempts on Dec. 26, 2010 at Buffalo.

MOST CONSECUTIVE PASS ATTEMPTS WITHOUT AN INTERCEPTION

358	Tom Brady (Patriots)	2010-11
308	Bernie Kosar (Cleveland)	1990-91
294	Bart Starr (Green Bay)	1964-65
279	Jeff George (IND/ATL)	1993-94
277	Rich Gannon (Oakland)	2001
271	Jason Campbell (Washington)	2007-08

BRADY HAD 11 STRAIGHT STARTS WITHOUT AN INTERCEPTION

Brady finished the 2010 season with 11 straight starts without an interception. That is the most consecutive starts without an interception in the NFL since the 1970 merger. The previous best was nine straight starts by Jason Campbell (2007-08) and Bernie Kosar (1991).

BRADY IS PATRIOTS ALL-TIME LEADING PASSER

Tom Brady passed Drew Bledsoe in 2009 to become the Patriots all-time passing yardage leader and currently has 38,371 career passing yards.

PATRIOTS ALL-TIME LEADING PASSERS

Player	YEARS	ATT	COMP	YARDS
Tom Brady	2000-11	5,131	3,273	38,371
Drew Bledsoe	1993-01	4,518	2,544	29,657
Steve Grogan	1975-90	3,593	1,879	26,886

BRADY SETS NFL RECORD WITH AT LEAST TWO TOUCHDOWNS AND NO INTERCEPTIONS IN NINE STRAIGHT GAMES

Quarterback Tom Brady set an NFL record by throwing at least two touchdowns without an interception in each of the final nine games of the 2010 season. Brady passed Don Meredith's previous record of six straight games with two or more touchdowns and no interceptions (1965-66).

BRADY REACHED 30 TDS FOR SECOND TIME

Tom Brady reached 30 touchdown passes in 2010 after finishing with an NFL-leading 36 touchdowns. Brady now has two 30-touchdown seasons after throwing for an NFL record 50 in 2007. He is one of just 13 NFL players since the 1970 merger to have at least two 30 touchdown seasons. The only other Patriots quarterback to have a 30-touchdown season was Vito Parilli in 1964 when he led the AFL with 31. It is the third time in Patriots history that they have had a quarterback lead the NFL in touchdowns.

BRADY LED NFL WITH 36 TDS IN 2010

Tom Brady finished with an NFL-leading 36 touchdown passes and a 9.0 TD/INT ratio.

NFL Passing Touchdowns

Rank	Player	Passing TD	INT
1	Tom Brady (NE)	36	4
2	Drew Brees (NO)	33	22
3	Peyton Manning (IND)	33	17
4t	Eli Manning (NYG)	31	25
4t	Philip Rivers (SD)	30	13

BRADY REACHES 3,000 YARDS IN 2011

Brady entered the Jets game on Nov. 13 with 2,703 yards and added 329 to set the NFL record for most yards through a team's first nine games with 3,032 yards. Brady joins Drew Brees (2011) as the only players to reach 3,000 yards passing in the first nine games of a season. It is Brady's ninth career 3,000-yard season.

Most passing yards through a team's first nine games of a season

Player	Team	Year	Passing Yards
Tom Brady	Patriots	2011	3,032
Drew Brees	Saints	2011	3,004
Phillip Rivers	Chargers	2010	2,944
Rich Gannon	Raiders	2002	2,898
Dan Fouts	Chargers	1982	2,883
Peyton Manning	Colts	2009	2,872

BRADY HAS SECOND MOST PASSING YARDS IN NFL HISTORY THROUGH TEN GAMES

Brady finished the game against Kansas City on Nov. 21 with 3,266 yards passing, a total that is the second highest in NFL history through a season's first 10 games, trailing only Drew Brees' 2011 total of 3,326 yards.

MOST PASSING YARDS THROUGH FIRST 10 GAMES

Player	Team	Year	Yards
Drew Brees	Saints	2011	3,326
Tom Brady	Patriots	2011	3,266
Drew Brees	Saints	2008	3,251

BRADY HAD 423 YARDS AS A FOLLOW-UP TO HIS 517 YARD PERFORMANCE IN MIAMI

In the season opener in Miami (9/12), Brady threw for 517 yards, becoming one of 11 passers in NFL history to break the 500-yard mark. In Week 2 against San Diego (9/18), Brady became the first of those 11 500-yard passers to follow up his 500-yard performance by throwing for 400 or more yards. Before Brady's performance against the Chargers, only Drew Brees (2006) had followed-up a 500-yard game with 300 or more passing yards.



PATRIOTS OFFENSIVE NOTES

BRADY IS ONE OF SEVEN TO THROW FOR CONSECUTIVE 400 YARD GAMES

Brady is one of just seven NFL quarterbacks to have back-to-back games with 400 or more passing yards.

NFL RECORD FOR MOST CONSECUTIVE 400 OR MORE YARDS PASSING

2 Tom Brady, 2011

2 Cam Newton, Carolina, 2011

2 Matt Cassel, New England, 2008

2 Billy Volek, Tennessee, 2004

2 Phil Simms, N.Y. Giants, 1985

2 Dan Marino, Miami, 1984

2 Dan Fouts, San Diego, 1982

BRADY ON GOOD PACE IN 2011

Brady is on pace to finish the season with an NFL-record 5,276 passing yards with 3,627 so far in 2011. Only two NFL players have thrown for 5,000 or more yards in a season with Dan Marino's NFL record 5,084 in 1984 and Drew Brees' 5,069 in 2008. The most yards Brady has ever thrown in a season is 4,806 in 2007.

Most Passing Yards in a season

5,084 Dan Marino, Miami in 1984

5,069 Drew Brees, New Orleans in 2008

4,830 Kurt Warner, St. Louis in 2001

BRADY ON GOOD PACE PART 2

Brady has 28 touchdown passes through 11 games and is on pace for 41 touchdown passes. Brady has led the league in touchdown passes three times in his career and can tie Len Dawson, Brett Favre, Johnny Unitas and Steve Young (4) for the most seasons leading the league in touchdown passes. Last season, Brady led the NFL with 36 touchdowns. He also led the NFL with a record 50 touchdowns in 2007 and 28 in 2002. If Brady reaches 40 touchdowns he will be just the second player in NFL history to have two seasons with 40 or more touchdowns. Dan Marino had 48 touchdowns in 1984 and 44 in 1986.

CLASS OF 2000

Tom Brady was the seventh quarterback selected in the 2000 NFL Draft, by the Patriots in the sixth round with the 199th overall pick.

Quarterbacks taken in the 2000 NFL Draft

Rd	Pk	Player	Taken By
1	18	Chad Pennington	NY Jets
3	65	Giovanni Carmazzi	San Francisco
5	163	Tee Martin	Pittsburgh
6	168	Marc Bulger	New Orleans
6	183	Spergon Wynn	Cleveland
6	199	Tom Brady	New England

DEION BRANCH RETURNED TO THE PATRIOTS

Deion Branch was acquired by the Patriots in a trade with Seattle on Oct. 12, 2010. Originally a second-round pick of the Patriots in 2002, Branch was traded to Seattle in 2006 for a first round pick (Brandon Meriweather). Branch returned to a team that he helped win two Super Bowls. Branch was awarded the Pete Rozelle Trophy as the Most Valuable Player of Super Bowl XXXIX. His 11 receptions in the game tied the Super Bowl record, also achieved by Jerry Rice, Dan Ross and Wes Welker. On the day of Super Bowl XXXIX, Deion called a dozen of his former football coaches to thank them for the support that they gave him throughout his high school, junior college and college careers. Hours after talking to his coaches, he tied the Super Bowl record with 11 receptions and was named MVP of the game. Branch has turned in his biggest performances on the greatest stage in sports, leading all receivers in Super Bowls XXXVIII and XXXIX. He recorded a combined 21 receptions in the two games and owns two of the top seven receiving performances in Super Bowl history. His career reception total in the Super Bowl ranks third all-time, trailing only Jerry Rice (33) and Andre Reed (27).

DEION BRANCH GOES OVER 100 YARDS

Deion Branch registered his 11th career 100-yard game and the eighth as a member of the Patriots after finishing with 125 yards on six receptions at Philadelphia (11/27). It is his second 100-yard game of 2011. He had eight receptions for 129 yards vs. San Diego (9/18), Branch's 129 yards against San Diego pushed him over 6,000 career receiving yards.

DAN CONNOLLY HAS THE LONGEST KICKOFF RETURN EVER BY AN OFFENSIVE LINEMAN

Dan Connolly was named AFC Special Teams Player of the Week after he returned a kickoff 71 yards to the 4-yard line in the second quarter of the Patriots win vs. Green Bay on Dec. 19, 2010. According to the Elias Sports Bureau, it is the longest kickoff return by an offensive lineman in NFL history. The run by Connolly topped the 48-yard touchdown return by Atlanta's Mal Snyder in 1969. The previous longest kickoff return for a Patriots offensive lineman was a 27-yard return by G Stephen Neal on Nov. 30, 2008 vs. Pittsburgh. Connolly's previous best was a 16-yard return vs. Miami on Nov. 8, 2009. Connolly's return set up a 2-yard touchdown pass from Tom Brady to Aaron Hernandez that cut the Packers' lead to 17-14. Joked T Matt Light, "Dan Connolly has the best average for a kickoff returner in the NFL. I couldn't believe it when I was watching it. But you put the ball in the hands of an offensive lineman, and, well, naturally [what Connolly did] is not a real shocker."

JULIAN EDELMAN SETS FRANCHISE RECORD WITH A 94-YARD PUNT RETURN FOR A TOUCHDOWN

WR Julian Edelman set a franchise record with a 94-yard punt return for a touchdown in the second quarter vs. Miami (01/02/11). The Patriots' previous longest punt return was an 89-yard touchdown return by Mike Haynes vs. Buffalo on Nov. 7, 1976. Edelman returned his second career punt for a touchdown vs. Kansas City on Nov. 21, 2011 with a 72-yard return. He is the fourth Patriots player with two or more punt returns for a touchdown. He was named AFC Special Teams Player of the Week for his performance against Kansas City.

Most Punt Return Touchdowns/Patriots Career

3 Troy Brown

3 Irving Fryar

2 Julian Edelman

2 Mike Haynes

EDELMAN SETS PATRIOTS RECORD FOR BEST PUNT RETURN AVERAGE IN A SEASON

Edelman set a franchise record for the best punt return average in a single season with a 15.3-yard punt return average in 2010. The previous best was a 14.8 punt return average by Mack Herron in 1974. Edelman led the AFC and finished second in the NFL with a 15.3 punt return average. Chicago's Devin Hester led the NFL with a 17.1-yard average.

Patriots Best Punt Return Average/Season

Player	Punt Rt Avg.	Year
Julian Edelman	15.3	2010
Mack Herron	14.8	1974
Troy Brown	14.2	2001

EDELMAN HAS HIGHEST PUNT RETURN AVERAGE IN TEAM HISTORY

Edelman has returned 46 punts for 616 yards during his Patriots' career and leads the franchise with a 13.4-yard average.

HIGHEST PUNT RETURN AVERAGE, PATRIOTS CAREER (20 Returns)

Player	Punt Rt Avg.	Year
Julian Edelman	13.4	2009-11(46-616)
Mack Herron	12.0	1973-75 (74-888)
Carl Garrett	11.3	1969-72 (43-487)
Wes Welker	10.6	2007-11 (89-942)



PATRIOTS OFFENSIVE NOTES

EDELMAN GOES FROM STANDOUT QB TO WR

Edelman began his college football career with a year at the College of San Mateo (Calif.) before transferring to Kent State where as a senior he completed 56% of his passes (153 of 275 passes for 1,820 yards) with 13 touchdowns. He was also the leading rusher, gaining 1,551 yards on 215 attempts (an average of 7.5 yards per carry) and scoring 13 touchdowns. His offensive numbers broke Kent State's single-season record for total offense set by Joshua Cribbs in 2003.

EDELMAN GOES ON DEFENSE

Late in the fourth quarter of the Patriots' 37-16 win at the Jets (11/13), Edelman was pressed into service on defense and registered his first NFL tackle when he laid a hard hit on RB LaDainian Tomlinson.

KEVIN FAULK IS HIGH ON THE CHARTS

Kevin Faulk has filled various roles since joining the team in 1999. He is the Patriots all-time leader in all-purpose yards with 12,307 and kickoff return yards (4,098) and is the Patriots' all-time leading return specialist, totaling 5,030 combined yards. He ranks fifth in rushing (3,590), fifth in receptions (429), 11th in pass receiving yards (3,687) and 21st in scoring (200). Faulk owns the longest non-touchdown kickoff return in team history when he covered 95 yards on a return against the New York Jets (11/15/99).



PATRIOTS LEADERS / ALL-PURPOSE YARDS ALL-TIME

Player	Years	ALL-PURPOSE YARDS
Kevin Faulk	2001-11	12,307
Stanley Morgan	1977-89	11,468
Troy Brown	2001-07	11,053
Irving Fryar	1984-92	8,184

He is one of just six NFL players this past decade to total 3,000 rushing yards and 3,000 receiving yards. (Tiki Barber, Brian Westbrook, Marshall Faulk, Michael Pittman and LaDainian Tomlinson).

FAULK IS THIRD ON ALL-TIME YARDS FROM SCRIMMAGE

Faulk is third on the Patriots all-time list with 7,277 yards from scrimmage.

PATRIOTS LEADERS / YDS FROM SCRIMMAGE ALL-TIME

Player	Years	Rush-Yd	Rec.-Yd	Yd/Scrim.
Stanley Morgan	1977-1989	21-127	534-10352	10479
Sam Cunningham	1973-1982	1385-5453	210-1905	7358
Kevin Faulk	1999-11	858-3590	49-3687	7277
Tony Collins	1981-1987	1191-4647	261-2356	7003

Faulk has more total yards from scrimmage than any other Patriots player since 2001. Faulk has totaled 5,820 yards from scrimmage (2,731 rushing and 3,089 receiving).

FAULK: FRANCHISE RB RECEPTIONS LEADER

Faulk is the Patriots' all-time leader in receptions by a running back, totaling 429 career receptions. His receiving total ranks fifth on the Patriots' overall receptions list. He is one of 26 running backs in NFL history to reach 400 receptions.

RECEPTIONS BY PATRIOTS RUNNING BACKS

Player	Years	Rec.
Kevin Faulk	1999-2011	429
Tony Collins	1981-87	261
Sam Cunningham	1973-79, 1981-82	210
Larry Garron	1960-68	185

ACTIVE NFL RB RECEIVING LEADERS

Rk	Player	Years	Rec.Yards.
1	LaDainian Tomlinson (SD/NYJ)	2001-2011	4,635
2	Kevin Faulk (New England)	1999-2011	3,687

BENJARVUS GREEN-ELLIS IS HIGH ON THE TOUCHDOWN LIST SINCE 2010

Since the beginning of the 2010 season, RB BenJarvus Green-Ellis has 20 touchdown runs. Green-Ellis' total of 20 touchdowns since the beginning of 2010 are tied for the third most in the NFL.

Most Rushing Touchdowns Since 2010

Player	Touchdowns
Adrian Peterson (Minnesota)	23
Arian Foster (Houston)	23
BenJarvus Green-Ellis	20
Michael Turner (Atlanta)	20
Rashard Mendenhall (Pitt.)	19

GREEN-ELLIS MOVES INTO 7TH PLACE ON THE PATRIOTS ALL-TIME LIST WITH 2 TD AGAINST PHILADELPHIA

RB BenJarvus Green-Ellis had two rushing touchdown against at Philadelphia (11/27) to move past Don Calhoun (23) into 7th place on the Patriots all-time rushing list with 25 career touchdowns. Curtis Martin and Tony Collins are next on the list with 32 touchdowns. Green-Ellis is the 10th player in Patriots history to record 20 or more touchdowns in a New England uniform.

GREEN-ELLIS IS NEARING BACK-TO-BACK 10 TOUCHDOWN SEASONS

Green-Ellis had 13 rushing touchdowns in 2010, the third highest total by a Patriots player, trailing only two 14-touchdown seasons by Curtis Martin (1995 and 1996). Corey Dillon also had a 13-touchdown season in 2006. Green-Ellis is the first undrafted rookie to score 10 or more rushing touchdowns in a season for the Patriots. He is the eighth player in team history to record double digit rushing touchdowns in a season. He enters this week's game with 7 rushing touchdowns. He can become the third running back in team history with back-to-back 10-plus touchdown seasons. Corey Dillon with three straight (2004-06) and Curtis Martin (1995-96) are the others.

GREEN-ELLIS' 13 TOUCHDOWNS IN 2010 TIED FOR FOURTH-BEST IN TEAM HISTORY

Green-Ellis' 13 touchdowns overall are tied for the fourth most overall in team history.

MOST OVERALL TOUCHDOWNS IN A SEASON / PATRIOTS HISTORY

Player	Touchdowns	Year
Randy Moss (23 receiving)	23	2007
Curtis Martin (14 rushing, 3 receiving)	17	1996
Curtis Martin (14 rushing, 1 receiving)	15	1995
BenJarvus Green-Ellis (13 rushing)	13	2010
Randy Moss (13 receiving)	13	2009
Corey Dillon (13 rushing)	13	2006
Corey Dillon (12 rushing, 1 receiving)	13	2005
Corey Dillon (12 rushing, 1 receiving)	13	2004
Steve Grogan (12 rushing, 1 fumble)	13	1976
Stanley Morgan (12 receiving, 1 return)	13	1979
Antowain Smith (12 rushing, 1 rec.)	13	2001

BENJARVUS GREEN-ELLIS -- THE LAW FIRM

BenJarvus Green-Ellis earned the nickname the Law Firm from his Patriots teammates because of his multi-part name. He was signed by the Patriots as an undrafted free agent in 2008 out of the University of Mississippi. As a rookie, he recorded touchdowns in four straight games after being called up from the practice squad in October. His knack for finding the end zone has continued last season as he reached the end zone a career-high 13 times, including his first 2-touchdown performance vs. Minnesota (10/31). Green-Ellis also had a 112-yard rushing performance against the Vikings with 62 yards on the Patriots' final fourth quarter touchdown drive that extended a 3-point lead to a 10-point cushion in a 28-18 victory. Green-Ellis recalls the first time he heard the nickname "The Law Firm" -- it was on ESPN -- and joked that if he's the Law Firm that makes Patriots coach Bill Belichick the Supreme Court, and Robert Kraft the owner of the entire court.



PATRIOTS OFFENSIVE NOTES

TIGHT ENDS MADE AN IMPACT IN 2010 AND CONTINUE TO GO STRONG IN 2011

Rob Gronkowski finished first among all rookie tight ends with 10 touchdown catches, while Aaron Hernandez ranked second with six in 2010. Gronkowski and Hernandez are the first pair of rookie tight end teammates with at least five TD receptions in the same season in NFL history. Gronkowski has 11 touchdowns in 2011, while Hernandez has five. The tandem has totaled 16 touchdown receptions through 11 games this season, comprising more than half of Tom Brady's total of 28 scoring tosses. It is the first time in NFL history a tight end tandem has had five or more touchdowns in consecutive seasons.

GRONKOWSKI ON PACE TO SET PATRIOTS RECORD

Rob Gronkowski has 864 receiving yards on 60 receptions in 2011 and is on pace to finish with 87 receptions for 1,257 yards. The Patriots record for most receiving yards by a tight end is 1,174 by Ben Coates in 1994. The Patriots record for most receptions by a tight end is 96 by Coates in 1994.



Most Receiving Yards by a Patriots Tight End

Player	Yards	Year
Ben Coates	1,174	1994
Ben Coates	915	1995
Marv Cook	808	1991
Don Hasselbeck	808	1981

Most Receptions by a Patriots Tight End

Player	Rec.	Year
Ben Coates	96	1994
Ben Coates	84	1995

Gronkowski's 2011 pace would land him with the 3rd most receiving yards by a tight end in NFL history.

Most Receiving Yards by Tight End in the NFL

Player	Yards	Year
Kellen Winslow (SD)	1,290	1980
Tony Gonzalez (KC)	1,258	2004
Todd Christiansen (Raiders)	1,247	1983
Jackie Smith (STL)	1,205	1967
Tony Gonzalez (KC)	1,203	2000
Pete Retzlaff (PHI)	1,190	1965
Ben Coates (NE)	1,174	1994

BACK-TO-BACK 10 TOUCHDOWN SEASONS

Gronkowski set a Patriots record with 10 touchdowns in 2010 and broke that record with his 11th touchdown reception at Philadelphia on Nov. 27. With back-to-back 10 touchdown seasons, Gronkowski is the second Patriots player to have back-to-back seasons with 10 or more touchdown reception seasons. Randy Moss had three straight from 2007-09. It is the fourth time in team history a player has had back-to-back 10-plus touchdown seasons overall, including Curtis Martin who had back-to-back seasons with 10-plus rushing touchdowns and Corey Dillon, who had three straight 10-plus touchdown rushing seasons.

CONSECUTIVE 10-PLUS TOUCHDOWN SEASONS / PATRIOTS HISTORY

3 Randy Moss – 2007, 2008, 2009

3 Corey Dillon – 2004, 2005, 2006

2 Rob Gronkowski - 2010, 2011

2 Curtis Martin – 1995, 1996

MOST 10-PLUS TOUCHDOWN SEASONS / PATRIOTS HISTORY

3 Randy Moss – 2007, 2008, 2009

3 Corey Dillon – 2004, 2005, 2006

2 Rob Gronkowski – 2001, 2011

2 Curtis Martin – 1995, 1996

2 Stanley Morgan – 1979, 1986

GRONKOWSKI IS SECOND TIGHT END IN NFL HISTORY WITH BACK-TO-BACK 10-PLUS TD SEASONS

Gronkowski is the second tight end ever to have back to back 10-plus touchdown seasons, joining Antonio Gates (2004-05).

CONSECUTIVE 10-PLUS TD SEASON BY A TE /NFL HISTORY

Rob Gronkowski 10 in 2010 and 11 in 2011

Antonio Gates 13 in 2004 and 10 in 2005

GRONKOWSKI ON PACE TO BREAK NFL TIGHT END TOUCHDOWN MARK

Gronkowski has 11 touchdowns so far in 2011. The NFL record for most touchdowns in a season by a tight end is 13 by Vernon Davis (SF) in 2009 and Antonio Gates (SD) in 2004. Gronkowski has a total of 21 touchdowns in 27 NFL games.

GRONKOWSKI REACHED 20 TDS IN FEWEST GAMES AMONG TE IN NFL HISTORY

With his two touchdowns vs. Kansas City (11/21), Gronkowski reached the 20 touchdown mark in just 26 career games, the fewest games among tight ends in NFL history.

THE TIGHT ENDS TO REACH 20 TOUCHDOWN RECEPTIONS IN THE FEWEST GAMES

Player	Team	Games to 20 TD catches
Rob Gronkowski	Patriots	26
Mike Ditka	Chicago	31
Kellen Winslow	San Diego	35
Antonio Gates	San Diego	37

GRONKOWSKI THIRD ON PATRIOTS LIST FOR TOUCHDOWNS BY A TIGHT END

Most Receiving Touchdowns by a Patriots Tight End

Player	TD	Years
Ben Coates	50	1991-99
Russ Francis	28	1975-88
Rob Gronkowski	21	2010-Present
Ben Watson	20	2004-09

GRONKOWSKI HAS HIS SIXTH GAME WITH 2 OR MORE TOUCHDOWNS

Gronkowski scored two touchdowns against Kansas City (11/21). It is his sixth career game with two or more touchdowns and his fourth two-touchdown game of the 2011 season. He had two touchdowns vs. San Diego (9/12/11), at Buffalo (12/26/11), at the Jets (11/13). He had a career-high three touchdowns as a rookie at Pittsburgh on Nov. 14, 2010.

MOST TOUCHDOWN CATCHES IN A SEASON BY A PATRIOTS TIGHT END

Player	Year	Rec	Yds	Avg	Lg	TD
Rob Gronkowski	2011	60	864	14.4	52t	11
Rob Gronkowski	2010	42	546	13	28	10
Ben Coates	1996	62	682	11	84t	9

GRONKOWSKI LEADS ALL TIGHT ENDS WITH 20 SINCE 2010

Gronkowski has 21 touchdowns since the start of the 2010 season, the most among all NFL tight ends during that time.

Most Touchdowns by a Tight End Since 2010

Player	Touchdowns
Rob Gronkowski	21
Jason Witten	14
Antonio Gates	14
Tony Gonzalez	13

Most Touchdown Receptions Since 2010

Player	Touchdowns
Calvin Johnson	24
Rob Gronkowski	21
Greg Jennings	20
Dwayne Bowe	19



PATRIOTS OFFENSIVE NOTES

AARON HERNANDEZ LEARNS FROM HIS BROTHER

The relationship between Aaron Hernandez and his older brother D.J. has taken on many roles over the years: sibling, teammate, role model and surrogate father. They played high school football together – D.J. the star senior quarterback and Aaron, the athletic but not quite ready freshman. When their father passed away when Aaron was 17, he relied on his brother even more. "I just followed my brother's footsteps," he told the Providence Journal. "I just tried to follow his work ethic because he did everything the right way. He was always successful." D.J., now the quarterbacks coach at Brown, has tried to instill hard work and perseverance in his younger brother. It's paying off, as Aaron started last season as the youngest active player on an NFL roster and continues to thrive in the Patriots offense.

HERNANDEZ HAS CAREER DAY IN 2011 OPENER

TE Aaron Hernandez had a career day with seven receptions for 103 receiving yards for his second NFL 100-yard game at Miami (9/12). He had 101 yards at the New York Jets on Sept. 19, 2010.

HERNANDEZ SETS CAREER HIGH WITH EIGHT CATCHES VS. DALLAS

Hernandez caught eight passes for 68 yards and a game-winning touchdown against Dallas (10/16). Hernandez's eight receptions set a new career high. He previously had seven receptions against Miami (9/12/11) and against San Diego (9/18/11).

CHAD OCHOCINCO NAME CHANGE

Chad Ochocinco was acquired by the Patriots in a trade with Cincinnati on July 29, 2011. He played as Chad Johnson for the first seven years of his Bengals career. He legally changed his last name to Ochocinco prior to the 2008 season. Upon joining the Patriots, TE Aaron Hernandez switched his jersey number from 85 to 81 to accommodate Ochocinco. Said Ochocinco on getting number 85 from Hernandez: "Nothing [exchanged]. It was Mr. Hernandez's way of greeting me here. He gave me the number, I didn't have to pay anything. I just shook his hand and said, 'Thank you.'"

OCHOCINCO IN THE RANKINGS

Ochocinco is 26th on the NFL's all-time list with 10,984 receiving yards. He is one of 34 players in NFL history to reach 10,000 yards receiving. Among active players, he ranks fifth in receiving yards. He is 28th on the NFL all-time list with 762 receptions and is one of 33 players to reach 700 receptions. He has 66 touchdown receptions and needs four to become the 33rd player in NFL history to reach 70 touchdown receptions.

2011 FIRST ROUND PICK NATE SOLDER

It only took a day for Nate Solder to decide to change from his lifelong position of tight end to tackle after playing his freshman year at Colorado as a tight end. "My coaches came to me and said, 'You'd be an all right tight end, but you'd be an even better tackle,'" he told the Boston Globe. "I've always wanted to be great, so that's why I moved to tackle." He added over 30 pounds after his redshirt freshman season and was named the team's starting left tackle. He played in 2,540 of 2,542 offensive plays over the next three seasons at Colorado and has been an immediate contributor on the Patriots offensive line at right tackle. He's even had the chance to return to his tight end roots, occasionally filling in as the third tight end in short-yardage situations.

MATTHEW SLATER: LIKE FATHER LIKE SON

Matthew Slater, drafted in 2008, is one of six sons of Hall of Fame members to be drafted in NFL history.

HALL OF FAME FATHERS WITH SONS DRAFTED IN THE NFL

Jackie Slater (class of 2001) – son, Matthew Slater (NE)
Howie Long (class of 2000) – son, Chris Long (STL)
Bobby Bell (class of 1983) – son, Bobby Bell (NYJ)
Tony Dorsett (class of 1994) – son, Anthony Dorsett (HOU)
Bob Griese (class of 1990) – son, Brian Griese (DEN)
Kellen Winslow (class of 1995) – son, Kellen Winslow (CLE)

GREETINGS FROM KAARST, GERMANY: SEBASTIAN VOLLMER MAKES HIS MARK

A native of Kaarst, Germany, Vollmer did not begin playing football until the age of 14 when he started playing for the Dusseldorf club team. Vollmer helped lead his German prep school team to two national football championships. His early football success landed him an appearance in the 2004 Global Junior Championships in San Diego, which led him to a scholarship at Houston. He spoke almost no English when he signed with Houston, but he became fluent in the language as he developed from a 250-pound tight end into a 315-pound lineman who started his final 25 games at tackle for the Cougars. Vollmer's collegiate career created interest from the NFL where the Patriots drafted him in the second round of the 2009 draft. Nicknamed Seabass, during his playing days at Houston. The nickname has carried over to the NFL.

WATERS BEGAN HIS CAREER AS A TIGHT END

Despite going to five Pro Bowls as a guard, there was a time when even Brian Waters didn't know his position. He played tight end for three years in college at North Texas before becoming the team's starting defensive end, backup tight end and fill-in fullback as a senior. He was signed by Dallas as a rookie free agent tight end in 1999 but did not make the team. He was signed by Kansas City the following winter and was sent to the Berlin Thunder of NFL Europe as an offensive lineman. Waters returned to the NFL in 2000, making the Kansas City roster as an offensive lineman. Now with the Patriots, it's clear how Waters carved out a permanent position for himself in the NFL. Said Bill Belichick, "Every time I go by his locker he's studying his game plan. Very professional. I've really been impressed with not only the way he's performed, but just the way he's gone about his job. He adds a lot of quiet leadership."

DANNY WOODHEAD SET TEAM MARK FOR RUSHING AVERAGE IN 2010

Danny Woodhead finished the 2010 season with 97 rushes for 547 yards, with his average of 5.64 yards per carry setting a new team record (minimum 90 rushing attempts). Woodhead topped Don Calhoun's previous team mark of 5.59 yards per carry in 1976 (129 attempts for 721 yards).

MOST YARDS PER CARRY / SINGLE SEASON PATRIOTS HISTORY (Minimum 90 rushes)

Player	Year	Gm	Rush	Yds	Avg.	Lg
D. Woodhead	2010	14	97	547	5.64	36t
Don Calhoun	1976	14	129	721	5.59	54
Mosi Tatupu	1983	16	106	578	5.45	55

Danny Woodhead's career average of 5.382 is the best ever in franchise history among any players with at least 100 rushing attempts.

PATRIOTS ALL-TIME LEADERS / RUSHING AVERAGE (Minimum 100 Attempts)

Name	Years	Att	Yds	Avg.	TD
Danny Woodhead	2010-11	150	780	5.200	5
Jim Plunkett	1971-75	159	817	5.138	9
Steve Grogan	1975-90	445	2176	4.890	35
Robert Weathers	1982-86	159	733	4.610	4
Sammy Morris	2007-10	334	1486	4.449	12
BenJarvus Green-Ellis	2008-11	459	1922	4.187	25

WOODHEAD GOES FROM DIVISION II TO THE NFL

Danny Woodhead was a standout at Division II Chadron State in Nebraska. He averaged 178.9 yards per game and totaled 101 rushing touchdowns during his collegiate career. Woodhead's outstanding junior and senior seasons earned him two Harlon Hill Trophies, the Division II equivalent to the Heisman Trophy. He is one of just three players to ever win two or more Harlon Hill Trophies, joining Texas A&M University-Kingsville running back Johnny Bailey, who won it three times (1987-89) before playing six seasons in the NFL for the Bears, Cardinals, and Rams. Valdosta State University's Dusty Bonner was the only other player to win the Harlon Hill Trophy multiple times (2000 and 2001). Cincinnati Bengals running back Bernard Scott (2008—Abilene Christian) joins Woodhead as active NFL running backs who have won the award.



WR Wes Welker News & Notes

WELKER LEADS NFL IN RECEPTIONS SINCE 2007

Wes Welker leads the NFL with 514 receptions since the start of 2007. He is the first player to reach 300 receptions in his first 40 games with a new team. Welker is leading the NFL in 2011 with 82 receptions for 1,143 yards.



2007-PRESENT NFL REC. LEADERS

Player	Team	Rec.	Yds	TD
Wes Welker	NE	514	5,679	30
Brandon Marshall	DEN/MIA	452	5,574	29
Reggie Wayne	IND	444	5,926	34

WELKER REACHES 1,000 YARDS FOR A PATRIOTS RECORD FOURTH TIME

Welker reached 1,000 yards for the fourth time as a member of the Patriots in the win at the New York Jets on Nov. 13, 2011. He now has 1,143 yards through 11 games. The four 1,000-yard seasons are the most by a Patriots receiver. Welker was tied with Randy Moss and Stanley Morgan with three 1,000-yard seasons.

MOST 1,000-YARD RECEIVING SEASONS IN PATRIOTS HISTORY

4 Wes Welker (2007-09, 11)

3 Randy Moss (2007-10)

3 Stanley Morgan 1977-89)

EIGHTH TIME IN NFL HISTORY A PLAYER REACHES 1,000 YARDS IN THE NINTH GAME

Welker reached 1,000 yards in the ninth game of the season. It is an accomplishment that has happened just eight times in NFL history since the merger and for the first time since Torrey Holt accomplished the feat with St. Louis in 2003. Isaac Bruce accomplished the feat two times. All eight times the accomplishment was reached in the ninth game of the season.

PLAYERS WHO REACHED 1,000 RECEIVING YARDS BY TEAMS NINTH GAME OF THE SEASON

Player	Team	Year
Wes Welker	Patriots	2011
Torrey Holt	St. Louis	2003
Isaac Bruce	St. Louis	2000
Marvin Harrison	Indianapolis	2000
Isaac Bruce	St. Louis	1995
Michael Irvin	Dallas	1995
Jerry Rice	San Francisco	1990
Wes Chandler	San Diego	1982

WELKER BECOMES THIRD PATRIOT TO RECORD 500 RECEPTIONS

Welker (514) entered the Jets (11/13) game with 498 receptions as a member of the Patriots. He caught two passes in the second quarter to become the third Patriots Player to reach 500 receptions as a member of the Patriots, joining Troy Brown (557) and Stanley Morgan (534).

WELKER BECOMES THE FASTEST PLAYER IN NFL HISTORY TO REACH 500 RECEPTIONS WITH ONE TEAM

Welker reached 500 receptions as a member of the Patriots in his 70th game with the team and became the fastest player to record 500 receptions with one team, surpassing Anquan Boldin (80 games with Arizona). He is the fourth player in NFL history with at least 500 catches in a five-year span. Only Marvin Harrison (five times), Cris Carter (twice) and Pro Football Hall of Famer Jerry Rice (once) have accomplished the feat.

THE PLAYERS TO REACH 500 RECEPTIONS WITH ONE TEAM IN THE FEWEST GAMES

Player	Team	Games
Wes Welker	New England	70
Anquan Boldin	Arizona	80

WELKER LEADS TEAM IN RECEPTIONS FOR RECORD FOURTH STRAIGHT YEAR IN 2010

Wes Welker became the first Patriots player to lead the team in receiving in four straight years after finishing 2010 with 86 receptions. The 86 receptions tied for sixth best in the NFL. He also led the team in receiving yards (848) for the third straight year. Welker suffered a knee injury in the 2009 regular-season finale at Houston and missed New England's postseason game vs. Baltimore. Welker returned from his injury well ahead of expectations and was back in the starting lineup for the season-opener in 2010.

WELKER HAD THREE STRAIGHT 100 CATCH AND 1,000 YARD SEASONS

Welker registered his third straight season with at least 100 receptions (123) and 1,000 receiving yards (1,348) in 2009. Only four other NFL players have had three consecutive seasons of at least 100 receptions and 1,000 yards receiving: Marvin Harrison (4, 1999-02), Brandon Marshall (3, 2007-09), Herman Moore (3, 1995-97) and Jerry Rice (3, 1994-96). Welker is the only player in NFL history with three straight seasons with 110 or more receptions.

MOST 100-RECEPTIONS SEASON IN NFL HISTORY

Player	100-reception seasons
Marvin Harrison	4
Jerry Rice	4
Wes Welker	3
Brandon Marshall	3
Herman Moore	3
Andre Johnson	3
Reggie Wayne	3

WELKER: 7.1 CATCHES PER GAME SINCE 2007

Wes Welker is averaging 7.1 receptions per game since joining New England in 2007. His 7.1 average is the highest in the NFL during that time.

MOST RECEPTIONS PER GAME SINCE 2007 (Minimum-20 games)

Player	Team	Average
Wes Welker	New England Patriots	7.1
Andre Johnson	Houston Texans	6.6
Brandon Marshall	Denver/Miami	6.4

WELKER FINISHES WITH SECOND MOST RECEPTIONS AND SECOND HIGHEST AVERAGE IN NFL HISTORY IN 2009

Welker led the NFL with 123 receptions in 2009, despite missing two games and most of the season-finale due to an injury. He averaged 8.8 receptions in the 14 games he played. The 123 receptions are a Patriots record and match Herman Moore (Detroit in 1995) for the second most receptions in a single season in NFL history, behind Marvin Harrison's NFL record of 143 receptions in 2002. Welker's 8.8 catches per game in 2009 rank second in NFL history to the 8.9 average set by Harrison in 2002. He has 21 games with nine or more catches since joining the Patriots. His 21 games with nine or more catches are the most in Patriots history.

MOST RECEPTIONS IN A SEASON

Player	Team	Year	Receptions
Marvin Harrison	Indianapolis	2002	143
Wes Welker	New England	2009	123
Herman Moore	Detroit	1995	123

WELKER IS STREAKING

Welker has a streak of 89 straight regular-season games with at least one reception. He has caught at least one pass in each of his 76 games with the Patriots, including four postseason games. The last time that Welker did not catch a pass in a game was December 24, 2005 when he was with Miami. He has caught at least one pass in 72 consecutive regular-season games with the Patriots to extend a franchise record. TE Ben Coates originally set the record with 63.



WR Wes Welker/ DEFENSIVE NOTES

WELKER TIES NFL RECORD FOR 10-PLUS CATCH GAMES IN A SEASON WITH SEVEN IN 2009

Welker had seven 10-plus reception games in 2009 season to tie the NFL record for most 10-plus reception games in a single season. Andre Johnson of Houston had seven 10-plus reception games in 2008.

PATRIOTS MOST GAMES WITH 10-PLUS CATCHES

No. of 10-plus reception games for the Patriots

Wes Welker	12
Ben Coates	5
Troy Brown	5

WELKER PILES UP YARDS

Wes Welker had a career-high in receiving yards with 1,348 in 2009. It is the third highest in team history. Welker has three of the top eight receiving seasons in team history with his three-straight (1,175 in 2007, 1,165 in 2008 and 1,348 in 2009). He has an NFL-leading 1,143 yards and is on pace to finish with 1,663 yards, which would break Randy Moss' single-season record of 1,493 set in 2007.

PATRIOTS SINGLE-SEASON RECEIVING YARD LEADERS

Player	Season	Yds	Rec.	TD
Randy Moss	2007	1493	98	23
Stanley Morgan	1986	1491	84	10
Wes Welker	2009	1348	123	4
Randy Moss	2009	1264	83	13
Troy Brown	2001	1199	101	5
Wes Welker	2007	1175	112	8
Ben Coates	1994	1174	96	7
Wes Welker	2008	1165	111	3

WELKER IS AVERAGING JUST UNDER 8 RECEPTIONS PER GAME IN 2011

Wes Welker is averaging 7.5 receptions per game through the first 11 games with 82 receptions. The NFL record for highest average catches for per game in a season is 8.9 by Marvin Harrison in 2002. Harrison in 2002 and Welker in 2009 with 8.8 are the only NFL players to average 8.0 or more receptions per game.

NFL Highest Average Per Game/Season

Player	Season	Average
Marvin Harrison (Indianapolis)	2002	8.9
Wes Welker (Patriots)	2009	8.8
Herman Moore (Detroit)	1995	7.7
Lionel Taylor (Denver)	1960	7.7

WELKER TIES NFL RECORD WITH THREE GAMES OF 8 RECEPTIONS, 150 YARDS AND A TD

Welker is already tied with six other players as the only players in NFL history to have at least eight receptions, 150 receiving yards and at least one touchdown three times in a single season with three such games in 2011.

PLAYERS TIED FOR NFL RECORD OF THREE GAMES WITH 8+ REC, 150+ YDS, AND 1+ TD IN A SINGLE SEASON

Wes Welker	2011
Randy Moss	2003
Tim Brown	1995
Isaac Bruce	1995
Jerry Rice	1993
Sterling Sharpe	1989
Roy Green	1984

WELKER SETS FRANCHISE RECORD FOR RECEIVING YARDS; TIED TEAM MARK IN RECEPTIONS

Welker had a career-high 217 receiving yards to set a franchise record at Buffalo (9/25). The previous record was set by Terry Glenn when he had 214 at Cleveland on Oct. 3, 1999. It is the second 200-yard performance in franchise history. Welker's previous best was 192 yards vs. the New York Jets (11/22/09). Welker's 16 receptions at Buffalo are a personal best and are tied with Troy Brown for the franchise mark. Brown had 16 vs. Kansas City on Sept. 22, 2001. Welker previous best were the 15 he had vs. the New York Jets (11/22/09)

WELKER TIED FOR THIRD AMONG ACTIVE PLAYERS WITH 12 10-PLUS RECEPTION GAMES

Welker now has 12 10-plus reception games in his career.

Most Games with 10+ receptions/Active Players

15 Andre Johnson	12 Anquan Boldin
14 Reggie Wayne	12 Brandon Marshall
12 Wes Welker	

MOST GAMES WITH 10+ RECEPTIONS IN NFL HISTORY

17 Jerry Rice	12 Wes Welker
16 Marvin Harrison	12 Anquan Boldin
15 Andre Johnson	12 Brandon Marshall
14 Cris Carter	
14 Reggie Wayne	
13 Tim Brown	

KYLE ARRINGTON SCORES ON A 36-YARD INTERCEPTION RETURN

Kyle Arrington registered his first NFL interception and returned it 36 yards for a touchdown in the third quarter vs. Green Bay on Dec. 19, 2010. Arrington's interception return was his second touchdown of 2010. He scored when he returned a blocked field goal 35 yards for a touchdown at Miami on Oct. 4.

ARRINGTON LEADS NFL WITH SEVEN INTERCEPTIONS

Arrington, who had just two interceptions during his entire college career at Hofstra, leads the NFL with a career-high seven interceptions. The last Patriots player to lead the league in interceptions was Asante Samuel with 10 in 2006. Arrington has two games in 2011 with two picks: at Buffalo on Sept. 25 and vs. Kansas City on Nov. 21.

2011 NFL INTERCEPTION LEADERS

Player	Team	Int	Yds	Avg	Lg	TD
Kyle Arrington	NE	7	92	13.1	28	0
Charles Woodson	GB	6	62	10.3	30t	1
Carlos Rogers	SF	5	75	15	31t	1
Eric Weddle	SD	5	63	12.6	25	0

ANDRE CARTER TIED A PATRIOTS RECORD WITH 4.0 SACKS AT THE JETS IN 2011


Andre Carter tied a franchise record with 4.0 sacks at the Jets on Nov. 13, 2011. Julius Adams at Atlanta (12-4-77), Tony McGee at Baltimore (11-16-78) and Mike Hawkins vs. NY Jets (9-9-79) also had 4.0 sacks in a game. Carter's previous best was 2.5 at Carolina on Oct. 11, 2009 while with Washington. It is Carter's third game with two more sacks in 2011. He now has a team-leading 8.5 sacks. Carter was named AFC Defensive Player of the Year for his performance.

CARTER IS AN IRONMAN

Carter leads all NFL defensive linemen in consecutive games played with 106. Houston's Antonio Smith is second with 103 consecutive games played.

PATRICK CHUNG RECORDS HIS FIRST NFL BLOCKED PUNT AND BLOCKED FIELD GOAL

S Patrick Chung blocked a second half punt and field goal at Miami (10/04) to become the first NFL player to do both in a single game since Houston CB Ramon Walker had a blocked field goal and punt vs. New England on Nov. 23, 2003. Chung blocked a second half punt set up a touchdown run. Chung then blocked a 53-yard field goal attempt in the fourth quarter that was recovered by CB Kyle Arrington and returned for a touchdown. Chung was a two-time special teams player of the year during his college career at Oregon.






PATRIOTS DEFENSIVE NOTES

PATRICK CHUNG'S JOURNEY TO THE NFL

Long before S Patrick Chung picked up flag football as a teen, his mother, Jamaican recording artist Sophia George, had preached about being a tough man in a song. Her hit single, "Girlie Girlie" – a traditional reggae song about poking fun at a boy who was not man enough – topped the charts in 1985. Chung is aware that among his talents he was born with speed and agility - singing is not one of them. Chung, who possesses a great sense of pride in his unique heritage – his mother is Jamaican and his father is half Jamaican and half Chinese, was born in Jamaica and moved to California at age 12 where he started to play football as a freshman in high school. Chung went on to star at Oregon, where he holds the distinction of starting more games than any other defensive player in school history with 51 starts. He originally entered the draft as junior, but ultimately decided to return for his senior season. Pinned to the back of his locker is a reminder of the support he has gotten – a Jamaican flag that indicates his family's importance to him.

GARY GUYTON HAD TWO DEFENSIVE TOUCHDOWNS IN 2010

LB Gary Guyton returned a fumble 35 yards for a touchdown at Chicago (12/12/10) and returned an interception 59 yards for a touchdown in the season-opener vs. Cincinnati (9/12/10). Guyton is the first Patriots player to score two defensive touchdowns in a season since LB Tedy Bruschi returned two interceptions for touchdowns in 2003.



GUYTON AND ARRINGTON RETURN FIRST CAREER INTERCEPTIONS FOR SCORES

LB Gary Guyton intercepted his first pass vs. Cincinnati (9/12/10) and returned it 59 yards for a touchdown, and CB Kyle Arrington returned his first career interception vs. Green Bay (12/19/10) 36 yards for a touchdown. Guyton joins Kyle Arrington and as current Patriots' players that returned their first career interception for a touchdown.

GUYTON HAS THE WORK ETHIC

Gary Guyton was not drafted into the NFL, but through a solid work ethic was able to make the 53-man roster and has been a solid player over the last three seasons for the Patriots. Taking a peek into his work history shows his work ethic goes beyond the football field. At the end of his rookie season, Guyton went back to Georgia Tech and worked as an office assistant at the school's research institute.

"I was an office assistant, right there at the desk," said Guyton, who worked for a small wage at Georgia Tech Research Institute. "Just a regular office assistant. Tech is my school and I enjoyed it."

"He's smart, well prepared," Bill Belichick said. "He understands. He's got a real good understanding of football. Not just his role, but where other people have to be. That's what you really want in a defensive signal-caller, someone that understands how it all works."

It's been a long road," Guyton said. "I have come far. I've achieved some things. But I don't look back, just forward."

KYLE LOVE 'MINI-V' FOLLOWS WILFORK

Kyle Love has been looking up to Vince Wilfork since his days at Mississippi State, when his teammates dubbed him "Mini-V" for his resemblance to the Patriots defensive tackle. The nickname led Love to closely monitor Wilfork as he finished his playing days with the Bulldogs. Little did he know that he would get the chance to watch Wilfork from an even closer perspective – lined up next to him on the Patriots defensive line. "I stay close to that guy always. Watch me out here, I'm right beside him, no matter what," Love told the *Boston Globe*. Now that they're on the same team, Wilfork has become an even bigger influence, like a big brother, according to Love.

STILL RECEIVING THE LOVE

Kyle Love continues to receive motivation from his father, retired Army colonel Anthony Love. Every game day, his father sends him a text message with words of encouragement to get him excited. His dad has been motivating him since middle school and the message has always remained the same: "Give the coaches a reason to keep you."

MAYO LED NFL WITH 193 TOTAL TACKLES

LB Jerod Mayo finished first in the NFL with a career-high 193 total tackles in 2010 with two 19-tackle games: vs. BLT (10/17) and vs. GB (12/19). His 193 tackles are the highest since LB Steve Nelson had 207 tackles in 1984 and are the third highest in team history. Mayo had 10 games in 2010 with 10-plus tackles.



Patriots Single Season Tackle Leaders All-Time

Year	Player	Tackles
1983	LB Clayton Weishuhn	229
1984	LB Steve Nelson	207
2010	LB Jerod Mayo	193
1980	LB Steve Nelson	186

MAYO IS A YOUNG LEADER

Jerod Mayo learned knowledge and discipline are the keys to success while spending afternoons with his three brothers under the supervision of their grandfather, Walter Johnson, a retired Air Force veteran of 30 years. While Mayo's mother worked two jobs, Johnson taught the boys discipline, responsibility and the value of life. Those lessons helped Mayo develop a work ethic and demeanor that has earned him the nickname of "Old Soul" from his teammates. His leadership skills and talent helped him become only the second Patriot to be named AFC Rookie of the Year, earning that title in 2008 to join Michael Haynes (1976).

MAYO NAMED 2011 RON BURTON COMMUNITY SERVICE AWARD WINNER

Linebacker Jerod Mayo was named the 2011 Ron Burton Community Service Award winner at the Patriots Charitable Foundation's Annual Kickoff Gala on August 30. Upon receiving the award, Mayo recognized Myra Kraft's impact, saying, "Not only did she give with her funds and things like that, but her time. She was on the front lines, digging the holes, putting the trees up and things like that. Just seeing examples like that really means a lot to me." Mayo is a constant presence at Patriots Charitable Foundation activities, especially events that benefit children. In 2010, he launched the Mayo Bowl, an annual celebrity bowling fundraiser for Pitching in for Kids, a charity that helps improve the lives of children in New England.

DEVIN MCCOURTY RECORDS SEVEN INTERCEPTIONS

CB Devin McCourty tied for second in the NFL and led all rookies with seven interceptions in 2010. The seven interceptions by a Patriots rookie are second to the eight by Mike Haynes in 1976.

DOUBLE TROUBLE: CB DEVIN MCCOURTY

After being selected by the Patriots in the first round of the 2010 NFL Draft, CB Devin McCourty became part of a select group in league history. McCourty's identical twin brother, Jason, is a cornerback with Tennessee, selected in the sixth round of the 2009 NFL Draft. The two are the 12th set of twins to play in the NFL. Devin redshirted for the 2005 season and therefore was a year behind his brother in eligibility. McCourty is the second twin to suit up for the Patriots, after CB Kato Serwanga was a member of the team from 1998-2000. His twin brother Wasswa played for San Francisco and Minnesota from 1999-2001. According to McCourty's mother, the two can only be told apart by tiny scars on their faces left by chickenpox.



DEFENSIVE NOTES/SPECIAL TEAMS

ROB NINKOVICH: WHERE DID HE COME FROM?

Rob Ninkovich's journey to the Patriots was not easy. He entered the league as a fifth-round pick of New Orleans in 2006 and was waived four times by New Orleans and Miami before landing in New England on Aug. 2, 2009. He spent the 2009 offseason trying to make the New Orleans team as a long snapper. Before coming to the Patriots he had appeared in just eight games over three years. He doubled that total in his first year in New England, appearing in 15 games in 2009 and his role on the team has grown since. He finished with 58 total tackles, four sacks, broke up three passes and had 11 special teams stops last season. He also had two interceptions, both against his former team, the Miami Dolphins. He tied for the AFC lead in fumble recoveries with three, with the most notable coming at San Diego on Oct. 24, when he returned a fumble 63 yards, marking the second longest fumble return in team history. He had his second 2-interception game at the New York Jets on Nov. 13, 2011 and returned his second pick 12 yards for a touchdown. Despite his success, Ninkovich told the Brockton Enterprise, "I don't want to get comfortable. You can't get comfortable because the first time you get comfortable, you're out of a job. I'm always uneasy. That keeps you going."

NINKOVICH SCORED AS A TE IN COLLEGE

Ninkovich played some at tight end in college at Purdue and caught two touchdown passes with a 2-yard touchdown pass from Kansas City QB Kyle Orton and a 1-yard touchdown pass from current Indianapolis QB Curtis Painter.

VINCE WILFORK REGISTERS FIRST CAREER INTERCEPTIONS

Vince Wilfork recorded his first career interception when he picked off QB Philip Rivers in the second quarter vs. San Diego (9/18). He had his second interception at Oakland (10/2) to join Anthony Pleasant (2001) as the only other Patriots defensive lineman to ever record two interceptions in the same season. Wilfork is one of four Patriots defensive lineman to ever record two interceptions overall, joining Pleasant, Richard Seymour and Henry Thomas.

WILFORK WEARS HIS HEART ON HIS NECK

Wilfork wears No. 75 over his shoulder pads. Underneath hangs a gold chain locket for those who were number one in his heart: his parents. In 2002, parents David and Barbara Wilfork both passed away within five months of each other, leaving the then University of Miami star without his greatest support system. Wilfork, who lost his father to diabetes, has raised hundreds of thousands of dollars for diabetes-related causes. His annual draft day fundraiser, a bowling event he has held for seven years, is one of the signature fundraising events held by a pro athlete in New England. For his charity work, Wilfork was awarded the 2010 New England Patriots Ron Burton Community Service Award. While he will always cherish his National Championship and Super Bowl rings, his constant reminder lies closest to his heart, a picture of his late parents at their high school prom. "I carry them with me wherever I go," Wilfork said of his parents' keepsake. "My parents pushed me to be the best I could be. The things I do and my wife does, we do out of the kindness of our heart, and we do it for the community. I never look for anything in return. My teammates are my second family. My kids, my wife, the New England Patriots – that's all I have."

GOSTKOWSKI SIXTH BEST EVER IN FG PCT.

Stephen Gostkowski's 84.1 field goal percentage is the sixth-best among NFL kickers all-time.

Player	Years	FGM	FGA	Pct.
Nate Kaeding	2004-11	173	200	86.5
Mike Vanderjagt	1998-06	230	266	86.5
Robbie Gould	2005-11	182	211	86.3
Shayne Graham	2001-11	212	247	85.8
Rob Bironas	2005-11	177	207	85.5
Stephen Gostkowski	2006-11	132	157	84.1
Matt Bryant	2002-11	192	229	83.8

EVEN STEPHEN

Since joining the Patriots as a fourth-round draft choice in 2006, Stephen Gostkowski has connected on 84.1 percent of his regular-season field goal attempts (132-for-157), achieving the best field goal percentage in Patriots history.

PATRIOTS ALL-TIME LEADERS / FIELD GOAL PCT.

Player	Years	FGM	FGA	Pct.
Stephen Gostkowski	2006-11	132	157	.841
Adam Vinatieri	1996-05	263	321	.819
Matt Bahr	1993-95	55	72	.764
Tony Franklin	1984-87	93	125	.744
Jason Staurovsky	1988-91	50	69	.724
John Smith	1974-83	128	191	.670

GOSTKOWSKI IS GOOD IN THE FOURTH QUARTER

Gostkowski kicked two fourth-quarter field goals against the Giants (11/6), raising his streak to 34 consecutive successful fourth-quarter field goals. In his career, Gostkowski is 35 of 36 overall in fourth quarter field goals. His only fourth-quarter miss was in his second career game when he had a 29-yard try blocked at the Jets (9/17/06). Gostkowski's 34 consecutive fourth quarter field goals are the most since the statistic began to be tracked in 1991. Matt Stover had the second longest streak with 29 straight from 2005 through 2009.

Highest Fourth Quarter Field Goal PCT. In NFL History

Player	Years	FGM	FGA	Pct.
Stephen Gostkowski	2006-11	35	36	97.2
Nick Folk	2007-11	36	38	94.7
Josh Brown	2003-11	63	68	92.6

JAMES IHEDIGBO WILL ALWAYS HAVE HOPE

Amherst, Mass. native James Ihedigbo is the son of Apollos and Rose Ihedigbo, who came to Massachusetts from Nigeria, earned doctorate degrees from UMass and strived to improve the lives of many Africans back home. When James was in high school, his father returned to Africa to start the Nigerian-American Technical and Agricultural College. He worked to build the school for two years before dying in 2002 from kidney failure. In 2008, Ihedigbo, his mother and his four siblings kept his legacy alive by founding HOPE Africa, an organization that helps fund educational and medical efforts in Africa and supports the college his father started. As he told the Boston Herald, Ihedigbo hopes to "help students be what they dream they can be." He went a long way toward that goal in March 2011 when he traveled to Africa with three other NFL players, Amobi Okoye, Frank Okam and Connor Baldwin, and his mother, who serves as HOPE Africa's executive director. They brought 3,500 books, ran health clinics, taught kids American football and most of all, spread hope.

ZOLTAN MESKO: COMING TO AMERICA

Rookie P Zoltan Mesko was born in Timisoara, Romania on the Romania-Hungary border. On Many occasions in 1989, during the communist revolutions, his family was forced to take cover to avoid gun shots from the armies. Even after the fall of the Berlin Wall, his family lived in poverty. His family left Romania when his father won a United States Permanent Resident Card (green card) in the Diversity Immigrant Visa Lottery in 1997 when Mesko was 11.

MESKO DISCOVERS FOOTBALL

An avid soccer player from his days in Romania, Mesko had a strong leg. It was only when he came to America that he discovered his leg could take him places. In eighth grade, Mesko was playing kickball in the gym when he kicked the ball so high that he broke a light fixture. He was given a choice: pay for the light fixture or play football. With his family still struggling with money and football being a more popular sport than soccer at his school, the choice was an obvious one—Mesko decided to play football. His leg would land him numerous Division I scholarships and admission offers from Ivy League schools. From these, Mesko chose to play football at Michigan.



WINNINGEST PRO SPORTS TEAM SINCE 2001

PATRIOTS ARE WINNINGEST PRO SPORTS FRANCHISE SINCE 2001

The Patriots level of sustained success is unmatched in professional sports over the last 10 years. Since the 2001 season, the Patriots have won 75.4 percent of their regular season games (129-42), compiling the highest winning percentage in major American professional sports over that period. Since 2001, there have been 142 franchises that have fielded teams in the five major American sports leagues (NFL, MLB, NBA, NHL and MLS) and the Patriots have won with more frequency than any other team over that period.

HIGHEST WINNING PERCENTAGE IN MAJOR AMERICAN PROFESSIONAL SPORTS, 2001-PRESENT

(Regular Season – Includes National Football League, Major League Baseball, National Basketball Association, National Hockey League and Major League Soccer)

Records updated through games of November 28, 2011

Rk	Team	Lg	W	L	T/OTL	Pct.
1	New England Patriots	NFL	129	42	0	0.754
2	Miami Fusion*	MLS	16	5	5	0.712
3	San Antonio Spurs	NBA	576	243	0	0.703
4	Dallas Mavericks	NBA	569	251	0	0.694
5	Detroit Red Wings	NHL	465	191	104	0.680
6	Indianapolis Colts	NFL	115	56	0	0.673
7	Pittsburgh Steelers	NFL	114	56	1	0.670
8	Los Angeles Lakers	NBA	521	299	0	0.635
9	San Jose Sharks	NHL	427	231	104	0.629
10	Green Bay Packers	NFL	107	64	0	0.626
11	Philadelphia Eagles	NFL	106	64	1	0.623
12	Vancouver Canucks	NHL	421	251	89	0.612
13	New Jersey Devils	NHL	420	255	85	0.609
14	Seattle Sounders FC	MLS	44	24	26	0.606
15	New York Yankees	MLB	1070	709	0	0.601
16	Dallas Stars	NHL	400	253	109	0.596
17	Ottawa Senators	NHL	400	265	96	0.589
18	Phoenix Suns	NBA	481	339	0	0.587
19	Detroit Pistons	NBA	480	340	0	0.585
20	Baltimore Ravens	NFL	100	71	0	0.585
21	Philadelphia Flyers	NHL	381	263	115	0.578
22	Boston Bruins	NHL	377	262	121	0.576
23	Boston Red Sox	MLB	1014	767	0	0.569
24	Buffalo Sabres	NHL	385	280	96	0.569
25	San Diego Chargers	NFL	97	74	0	0.567
26	Boston Celtics	NBA	465	355	0	0.567
27	Nashville Predators	NHL	376	283	102	0.561
28	St. Louis Cardinals	MLB	994	787	0	0.558
29	Anaheim Ducks	NHL	370	286	105	0.555
30	Montreal Canadiens	NHL	372	289	101	0.554
31	Calgary Flames	NHL	370	288	102	0.554
32	Houston Dynamo	MLS	73	53	60	0.554
33	Philadelphia Phillies	MLB	984	797	0	0.552
34	Colorado Avalanche	NHL	373	293	96	0.552
35	Los Angeles/Anaheim Angels	MLB	984	798	0	0.552
36	Chicago Bears	NFL	94	77	0	0.550
37	Atlanta Braves	MLB	977	803	0	0.549
38	Toronto Maple Leafs	NHL	364	291	107	0.548
39	Washington Capitals	NHL	362	291	107	0.547
40	Los Angeles Galaxy	MLS	140	110	82	0.545
41	Houston Rockets	NBA	446	374	0	0.544
42	Utah Jazz	NBA	445	375	0	0.543
43	Minnesota Wild	NHL	359	294	109	0.543
44	New York Rangers	NHL	360	298	100	0.541
45	New York Giants	NFL	92	79	0	0.538
46	Denver Broncos	NFL	92	79	0	0.538
47	New Orleans Saints	NFL	92	79	0	0.538
48	Orlando Magic	NBA	441	379	0	0.538
49	Oakland A's	MLB	954	827	0	0.536
50	Atlanta Falcons	NFL	91	79	1	0.535

NOTES: This analysis uses NFL rules when calculating winning percentage, counting ties as a half-win and a half-loss. For NHL teams, overtime losses (OTL) and ties from 2001-2004 (the NHL abolished ties in 2005-2006 and instituted a shootout system) are considered ties.

*The Miami Fusion were contracted following the 2001 MLS season.

HIGHEST WINNING PERCENTAGE AMONG BOSTON-AREA MAJOR PROFESSIONAL SPORTS TEAMS, 2001-PRESENT

(Rankings listed below are each team's overall ranking among the 142 major American pro sports teams)

Records updated through games of November 28, 2011

Rank	Team	Lg.	W	L	T/OTL	Pct.
1	New England Patriots	NFL	127	42	0	0.751
22	Boston Bruins	NHL	377	262	121	0.576
23	Boston Red Sox	MLB	1014	767	0	0.569
26	Boston Celtics	NBA	465	355	0	0.567
90	New England Revolution	MLS	119	126	88	0.489



THE TEAM OF THE DECADE

When Robert Kraft purchased the New England Patriots in 1994, few would have thought that 17 years later the franchise would be the undisputed team of the decade in the first decade of the new millennium. Kraft brought a winning vision to the organization and dedicated his resources to building a consistent winner. On Jan. 27, 2000, Kraft hired Bill Belichick to coach the team, and three months later the team drafted then-unheralded quarterback Tom Brady, putting the final pieces in place for the Patriots to become the most successful NFL team of the 2000s. Below is a look at the accomplishments of the Patriots during the first decade of the new millennium that earned the Patriots the "Team of the Decade" moniker.

THE PATRIOTS' UNMATCHED NFL SUCCESS FROM 2000-2009

Super Bowl Titles

New England	3
Pittsburgh.....	2
Baltimore.....	1
Indianapolis.....	1
New Orleans.....	1
N.Y. Giants.....	1
Tampa Bay.....	1

Conference Titles

New England	4
Indianapolis.....	2
N.Y. Giants.....	2
Pittsburgh.....	2
10 Teams	1

Division Titles

New England	7
Indianapolis.....	6
Philadelphia.....	5
Pittsburgh.....	5
San Diego.....	5

Note: The Patriots also finished tied for the division lead twice during the 2000s but lost the division title on tiebreakers in 2002 and 2008.

Playoff Wins

New England	14
Philadelphia.....	10
Pittsburgh.....	10
Indianapolis.....	9
Baltimore.....	8

Playoff Winning Percentage

Team	W	L	Pct.
New England	14	4	.777
New Orleans	5	2	.714
Pittsburgh	10	4	.714
Arizona	4	2	.667
Carolina	5	3	.625
Baltimore	8	5	.615

Playoff Games Played

New England	18
Philadelphia.....	18
Indianapolis.....	17
Pittsburgh.....	14
Baltimore.....	13
N.Y. Giants.....	11

Overall Wins

(Includes Regular Season and Playoffs)

New England	126
Indianapolis.....	124
Pittsburgh.....	113
Philadelphia.....	113
Baltimore.....	100

Overall Winning Percentage

(Includes Regular Season and Playoffs)

Team	W	L	T	Pct.
New England	126	52	0	.708
Indianapolis	124	53	0	.701
Pittsburgh	113	60	1	.652
Philadelphia	113	64	1	.638
Green Bay	98	71	0	.580

Most Victories in a Season (Inc. Playoffs), 2000-09

Team	Year	W
New England	2007	18
New England	2003	17
New England	2004	17
Baltimore	2000	16
St. Louis	2001	16
Pittsburgh	2004	16
Indianapolis	2006	16
Indianapolis	2009	16
New Orleans	2009	16

Most Victories in a Single Regular Season, 2000-09

Team	Year	W
New England	2007	16
Pittsburgh	2004	15
New England	2003	14
New England	2004	14
Indianapolis	2005	14
Indianapolis	2009	14
St. Louis	2001	14

Playoff Games Hosted

New England	9
Philadelphia	9
Pittsburgh.....	8
Indianapolis.....	8

Major Sports League Titles, 2000-09

Los Angeles Lakers	NBA	4
New England Patriots	NFL	3
San Antonio Spurs	NBA	3
Boston Red Sox	MLB	2
Detroit Red Wings	NHL	2
Houston Dynamo	MLS	2
Los Angeles Galaxy	MLS	2
New Jersey Devils	NHL	2
New York Yankees	MLB	2
Pittsburgh Steelers	NFL	2
San Jose Earthquakes	MLS	2

Major Sports Conference Titles, 2000-09

Los Angeles Lakers	NBA	6
New England Patriots	NFL	4
New England Revolution	MLS	4
Los Angeles Galaxy	MLS	4
New York Yankees	MLB	4
Detroit Red Wings	NHL	3
New Jersey Devils	NHL	3
San Antonio Spurs	NBA	3

Seasons of NFL Playoff Advancement

Philadelphia	7
New England	6
Pittsburgh.....	5
Baltimore.....	4
Indianapolis.....	4
Green Bay	3
Oakland.....	3
Seattle	3
New Orleans.....	3



PATRIOTS HOME DOMINANCE



Since the Patriots moved to Gillette Stadium in 2002, they have celebrated more regular season and postseason wins than any other team in the NFL. The Patriots have the highest point differential at home in that time and are among the top three offensive and defensive leaders at home. The Patriots home dominance is especially strong against NFC teams.

REGULAR SEASON HOME RECORD SINCE 2002					
Rank	Team	W	L	T	Pct.
1	New England	64	13	0	0.831
2	Baltimore	59	19	0	0.756
3	Indianapolis	57	21	0	0.731
4	Pittsburgh	55	21	1	0.721
5	San Diego	53	25	0	0.679

HOME PLAYOFF RECORD SINCE 2002 (MIN. 5 GAMES)					
Rank	Team	W	L	T	Pct.
1	Seattle	5	1		0.833
2	New England	7	2		0.778
3	Philadelphia	5	2		0.714
3	Pittsburgh	5	2		0.714
5	Indianapolis	6	3		0.667

HOME RECORD SINCE 2002 (INCLUDING PLAYOFFS)					
Rank	Team	W	L	T	Pct.
1	New England	71	15	0	0.826
2	Baltimore	59	21	1	0.738
3	Indianapolis	63	24	0	0.724
4	Pittsburgh	61	23	0	0.724
5	San Diego	55	28	0	0.663

HOME RECORD AFTER HALLOWEEN SINCE 2002					
Rank	Team	W	L	T	Pct.
1	New England	32	8	0	0.800
2	Green Bay	31	10	0	0.756
3	Baltimore	34	11	0	0.755
4	Indianapolis	35	13	0	0.729
5	San Diego	30	14	0	0.682

HOME RECORD VS. NFC SINCE 2002					
Rank	Team	W	L	T	Pct.
1	New England	18	2	0	0.900
2	Pittsburgh	16	2	1	0.868
3	Baltimore	18	3	0	0.857
4t	Indianapolis	14	6	0	0.700
4t	Jacksonville	14	6	0	0.700

HOME RECORD VS DIVISIONAL OPPONENTS SINCE 2002					
Rank	Team	W	L	T	Pct.
1	New England	23	5	0	0.821
2	Indianapolis	23	5	0	0.821
3	Seattle	21	7	0	0.750
3	Green Bay	21	7	0	0.750
5	San Diego	21	9	0	0.724
6	Pittsburgh	20	8	0	0.700
7	Minnesota	20	9	0	0.690

POINT DIFFERENTIAL AT HOME SINCE 2002		
Rank	Team	Point Differential
1	New England	788
2	Baltimore	676
3	San Diego	577
4	Indianapolis	562
5	Pittsburgh	538

POINTS ALLOWED PER GAME AT HOME SINCE 2002		
Rank	Team	Points Allowed
1	Baltimore	15.7
2	New England	16.4
3	Pittsburgh	17.4
4	New York Jets	18.0
5t	Green Bay	18.5
5t	Jacksonville	18.5

POINTS SCORED PER GAME AT HOME SINCE 2002		
Rank	Team	Points Scored
1	San Diego	27.6
2	New England	26.6
3	Green Bay	26.4
4	Indianapolis	26.2
5	New Orleans	25.2



PATRIOTS FOOTBALL NETWORK

The **Patriots Football Network** (PFN) is the full portfolio of media offerings from the three-time Super Bowl Champion New England Patriots. PFN provides Patriots content produced both in-house and with media partners spanning print, television, radio and the Internet.

PATRIOTS ALL ACCESS

T Emmy-Award winning Patriots All Access airs weekly throughout the season on WBZ, Channel 4 in Boston and regional affiliates. Patriots All Access features exclusive, behind-the-scenes access and in-depth weekly features on Patriots players and personnel. Hosted by WBZ's Steve Burton, the show features weekly sit-downs with Coach Bill Belichick, including the popular "Belestrator" segment where the coach breaks down upcoming opponents. Fridays at 7:00 p.m. and Sundays at 9:00 a.m. on **TV 38 in Boston; WNAC-TV in Providence**; Saturdays at 12:05 a.m. on **WMUR-TV in Manchester, N.H.** Saturdays at 5:00 a.m. on **WMTW-TV in Portland, Maine**; Saturdays at 5:00 p.m. on **WCTX-TV in Hartford, Conn.** Saturdays at 7:00 p.m. on **WFXQ-TV in Springfield, Mass.**; Sundays at 11:00 a.m. on **WVII-TV in Bangor, Maine**



TOTALLY PATRIOTS



Totally Patriots is a unique, one of a kind Patriots show aimed for the next generation of Patriots fans. This weekly, youth oriented football show allows school aged fans unprecedented access to their favorite players, enabling them to ask questions in a relaxed, informal setting.

PATRIOTS TODAY AND PATRIOTS THIS WEEK

PATRIOTS TODAY: Available daily at Patriots.com and on Verizon Fios on Demand, as well as on Verizon wireless' VCAST.

PATRIOTS THIS WEEK: Saturdays 10:30 p.m. on Comcast Sports Net.

Patriots Today gives fans a daily, in-depth look at the club that is unmatched by any other outlet. The show is hosted by Lyndsay Petruncy with daily reports from Brian Lowe and twice-weekly analysis from PFW's Paul Perillo. This daily Webcast is dedicated exclusively to the Patriots and provides daily features, reports and commentary that will satisfy every fan's daily Patriots fix. Every Saturday (TBA) on Comcast Sports Net, Lyndsay Petruncy will bring you *Patriots This Week*, providing a thorough recap of each week's developments.

PATRIOTS.COM NEWS

Patriots.com features daily updates and exclusive content from the writers of *Patriots Football Weekly*, offering everything from breaking news to player features and the popular "Ask PFW" postings.

VIDEO

The first professional sports team website to offer streaming video provides Patriots fans with a variety of exclusive video content. Visitors can choose their channel and watch exclusive video from news to cheerleaders. Patriots.com also features video of every Patriots press conference, including postgame press conferences and Coach Belichick's weekday media updates.

AUDIO

Patriots Web Radio programming is available exclusively on Patriots.com beginning at noon each day, Monday through Friday. Kicking off the programming lineup is PFW In Progress, a daily online program that features candid commentary from the writers of *Patriots Football Weekly*. Following PFW In Progress is Patriots Playbook, hosted by John Rooke, featuring items from around the NFL. Stay tuned for the debut of new shows during the 2009 season. Patriots.com also offers streaming audio of every Patriots press conference, as well as archives of Patriots.com Radio shows. Patriots.com provides podcasts of Patriots.com radio offerings as well as exclusive content.

PATRIOTS MONDAY ON WEEI

WEEI Sports Radio broadcasts Patriots Monday each week, offering fans unique insight and analysis from Coach Belichick and Tom Brady in addition to other Patriots players. WEEI will broadcast Patriots Monday live from Gillette Stadium each Monday, kicking off with Dennis & Callahan at 6:00 a.m.

PATRIOTS FRIDAY ON WEEI

WEEI Sports Radio broadcasts Patriots Friday each week, offering fans a look ahead at the weekend's game, match ups and rivalries. Various Patriots players will be featured on air. WEEI will broadcast Patriots Fridays each week throughout the season, kicking off with Dennis & Callahan at 6:00 a.m., followed by Mutt and Merloni at 10:00 a.m. and The Big Show with Glenn Ordway and Michael Holley from 2:00 to 6:00 p.m.

98.5 THE SPORTS HUB PATRIOTS RADIO NETWORK

A new era in Patriots Radio history began in 2009, with the move of the game broadcasts to 98.5 FM, Boston's Sports Hub. The transition to Boston's new all-sports radio station insures that Patriots fans will continue to hear every kick, block and tackle in stereo, and without static, in crystal-clear FM quality. Fans all over New England will be able to listen in to any of 36 stations on the Safety Insurance 98.5 The Sports Hub Patriots Radio Network, starting with Patriots Preview three hours before kickoff, and capped off with Patriots Postgame for three hours after the final gun.



FLAGSHIP STATION 98.5 FM Boston's Sports Hub

MASSACHUSETTS

WAQY	Springfield	102.1 FM
WBEC	Pittsfield	1420 AM
WPKZ	Fitchburg	1280 AM
WNAW	N. Adams	1230 AM
WBSM	New Bedford	1420 AM
WPVQ	Greenfield	95.3 FM
WSAR	Fall River	1480 AM
WWFX	Worcester	100.1 FM
WXTK	Hyannis	95.1 FM

MAINE

WEBB	Augusta	98.5 FM
WWMJ	Bangor	95.7 FM
WBLM	Portland	102.9 FM
WEGP	Presque Isle	1390 AM

CONNECTICUT

WCCC	Hartford	106.9 FM
WMOS	New London	102.3 FM
WINY	Putnam	1350 AM
WGCH	Greenwich	1490 AM

NEW HAMPSHIRE

WTPL	Concord	107.7 FM
WSAK	Hampton	102.1 FM
WHQV	Laconia	104.9 FM
WKNE	Keene	99.1 FM
WSHK	Portsmouth	105.3 FM
WGHM	Nashua	1590 AM
WPKQ	N. Conway	103.7 FM
WGAM	Manchester	1250 AM

RHODE ISLAND

WPRO	Providence	630 AM
WEAN	Providence	99.7 FM

NEW YORK

WCKL	Catskill	560 AM
------	----------	--------

VERMONT

WBTN	Bennington	1370 AM
WORK	Barre	107.1 FM
WKVT	Brattleboro	92.7 FM
WCPV	Burlington	101.3 FM
WEXP	Rutland	101.5 FM
WMOO	Derby Center	92.1 FM
WSTJ	St Johnsbury	1340 AM
WMXR	Woodstock	93.9 FM



2011 OFFENSIVE STATISTICS

WON 8, LOST 3

09/12 W 38-24	at Miami
09/18 W 35-21	San Diego
09/25 L 31-34	at Buffalo
10/02 W 31-19	at Oakland
10/09 W 30-21	New York Jets
10/16 W 20-16	Dallas
10/30 L 17-25	at Pittsburgh
11/06 L 20-24	New York Giants
11/13 W 37-16	at New York Jets
11/21 W 34- 3	Kansas City
11/27 W 38-20	at Philadelphia
12/04	Indianapolis
12/11	at Washington
12/18	at Denver
12/24	Miami
01/01	Buffalo

N.E. Opp.

TOTAL FIRST DOWNS	273	250
Rushing	69	62
Passing	181	173
Penalty	23	15
3rd Down: Made/Att	59/131	60/143
3rd Down Pct.	45.0	42.0
4th Down: Made/Att	5/8	6/14
4th Down Pct.	62.5	42.9
POSSESSION AVG.	28:56	31:04
TOTAL NET YARDS	4724	4508
Avg. Per Game	429.5	409.8
Total Plays	739	734
Avg. Per Play	6.4	6.1
NET YARDS RUSHING	1214	1126
Avg. Per Game	110.4	102.4
Total Rushes	298	261
NET YARDS PASSING	3510	3382
Avg. Per Game	319.1	307.5
Sacked/Yards Lost	20/117	25/159
Gross Yards	3627	3541
Att./Completions	421/277	448/280
Completion Pct.	65.8	62.5
Had Intercepted	10	16
PUNTS/AVERAGE	38/46.1	49/45.7
NET PUNTING AVG.	38/40.7	49/38.5
PENALTIES/YARDS	67/591	84/682
FUMBLES/BALL LOST	8/5	9/5
TOUCHDOWNS	39	25
Rushing	9	8
Passing	28	16
Returns	2	1

* SCORE BY PERIODS	Q1	Q2	Q3	Q4	OT	PTS
TEAM	58	94	75	104	0	331
OPPONENTS	40	53	43	87	0	223

* SCORING	TD-Ru	Pa	Rt	K-PAT	FG	S	PTS
Gostkowski	0	0	0	0	38/38	19/23	0
R. Gronkowski	11	0	11	0	0	66	0
Welker	8	0	8	0	0	48	0
Green-Ellis	7	7	0	0	0	42	0
Hernandez	5	0	5	0	0	30	0
Branch	4	0	4	0	0	24	0
Edelman	1	0	0	1	0	6	0
Ninkovich	1	0	0	1	0	6	0
Ridley	1	1	0	0	0	6	0
Vereen	1	1	0	0	0	6	0
Woodhead	0	0	0	0	0	2	0
TEAM	39	9	28	2	38/38	19/23	0
OPPONENTS	25	8	16	1	24/24	15/17	2

2-Pt Conv: Woodhead, TM 1-1, OPP 0-1
SACKS: A. Carter 9, Anderson 7, Ninkovich 3.5, Love 2, Wilfork 1.5, Chung 1, Pryor 0.5, Wright 0.5, TM 25, OPP 20
FUM/LOST: Brady 4/2, Edelman 1/1, Hernandez 1/1, Slater 1/1, Welker 1/0

* RUSHING	No.	Yds	Avg	Long	TD
Green-Ellis	150	585	3.9	18	7
Woodhead	53	233	4.4	12	0
Ridley	40	198	5.0	33t	1
Brady	21	75	3.6	13	0
Vereen	15	57	3.8	19	1
Faulk	11	40	3.6	9	0
Welker	3	23	7.7	19	0
Edelman	3	2	0.7	5	0
Hernandez	1	2	2.0	2	0
Hoyer	1	-1	-1.0	-1	0
TEAM	298	1214	4.1	33t	9
OPPONENTS	261	1126	4.3	41	8

* RECEIVING	No.	Yds	Avg	Long	TD
Welker	82	1143	13.9	99t	8
R. Gronkowski	60	864	14.4	52t	11
Hernandez	47	480	10.2	30	5
Branch	45	628	14.0	63	4
Woodhead	14	131	9.4	16	0
Ochocinco	11	201	18.3	53	0
Green-Ellis	6	74	12.3	25	0
Faulk	5	20	4.0	18	0
Edelman	3	27	9.0	11	0
Ridley	3	13	4.3	8	0
Slater	1	46	46.0	46	0
TEAM	277	3627	13.1	99t	28
OPPONENTS	280	3541	12.6	58	16

* INTERCEPTIONS	No.	Yds	Avg	Long	TD
Arrington	7	92	13.1	28	0
Wilfork	2	47	23.5	28	0
Ninkovich	2	30	15.0	18	1
Molden	1	27	27.0	27	0
Guyton	1	17	17.0	17	0
Brown	1	2	2.0	2	0
Adams	1	0	0.0	0	0
Chung	1	0	0.0	0	0
TEAM	16	215	13.4	28	1
OPPONENTS	10	153	15.3	42	1

* PUNTING	No.	Yds	Avg	Net	TB	In	Lg	B
Mesko	38	1753	46.1	40.7	2	13	58	0
TEAM	38	1753	46.1	40.7	2	13	58	0
OPPONENTS	49	2241	45.7	38.5	2	19	64	0
* PUNT RETURNS	Ret	FC	Yds	Avg	Long	TD		
Edelman	19	5	232	12.2	72t	1		
Welker	8	4	82	10.3	25	0		
TEAM	27	9	314	11.6	72t	1		
OPPONENTS	20	10	165	8.3	26	0		

* KICKOFF RETURNS	No.	Yds	Avg	Long	TD
Woodhead	12	252	21.0	34	0
Edelman	10	236	23.6	37	0
Ridley	7	152	21.7	32	0
Slater	3	54	18.0	22	0
R. Gronkowski	1	11	11.0	11	0
McCourt	1	24	24.0	24	0
Ninkovich	1	10	10.0	10	0
TEAM	35	739	21.1	37	0
OPPONENTS	43	957	22.3	88	0

* FIELD GOALS	1-19	20-29	30-39	40-49	50+
Gostkowski	1/ 1	8/ 9	3/ 4	6/ 8	1/1
TEAM	1/ 1	8/ 9	3/ 4	6/ 8	1/1
OPPONENTS	0/ 0	11/12	1/ 1	3/ 4	0/0
Gostkowski:	(48N, 20G)	(22G, 47G)	(23G)	(44G)	(44G, 24G, 28G)
TEAM	(31G, 26G)	(46G, 42N)	(27N, 32G, 45G)	(50G, 36G, 27G)	(21G, 19G)
OPP:	(20G)	(42G, 28G)	(28G, 26G)	(48G, 22G, 26G)	(33G, 21G, 23G, 44N)
	(22G)	(24N)	(26G)	(43G, 22G)	

* PASSING	Att	Cmp	Yds	Cmp%	Yds/Att	TD	TD%	Int	Int%	Long	Sack/Lost	Rating
Brady	421	277	3627	65.8	8.62	28	6.7	10	2.4	99t	20/ 117	105.1
TEAM	421	277	3627	65.8	8.62	28	6.7	10	2.4	99t	20/ 117	105.1
OPPONENTS	448	280	3541	62.5	7.90	16	3.6	16	3.6	58	25/ 159	84.1



2011 DEFENSIVE STATISTICS

Tackle Statistics based on Coaches Film Review

PLAYER	TACKLES			SACKS			INTERCEPTIONS				FUMBLES				SP. TEAMS				
Name	TT	UT	A	S/	Yds	QH	Int/	Yds	TD	PD	FF	FR/	Yds	TD	TT	UT	A	FF	FR
Devin McCourty	61	46	15	0.0	0.0	0	0	0	0	3	0	0	0	0	3	2	1	0	0
Patrick Chung	60	38	22	1.0	3.0	1	1	0	0	4	0	0	0	0	2	1	1	0	0
Jerod Mayo	58	39	19	0.0	0.0	1	0	0	0	0	1	0	0	0	0	0	0	0	0
Kyle Arrington	57	38	19	0.0	0.0	0	7	92	0	10	0	0	0	0	8	5	3	0	0
Andre Carter	49	31	18	9.0	65.0	19	0	0	0	1	1	0	0	0	0	0	0	0	0
Brandon Spikes	48	35	13	0.0	0.0	1	0	0	0	1	0	0	0	0	0	0	0	0	0
Vince Wilfork	46	24	22	1.5	10.5	6	2	47	0	3	1	0	0	0	0	0	0	0	0
James Ihedigbo	45	32	13	0.0	0.0	0	0	0	0	0	0	0	0	0	4	2	2	0	0
Gary Guyton	43	30	13	0.0	0.0	0	1	17	0	1	0	0	0	0	0	0	0	0	0
Rob Ninkovich	42	30	12	3.5	12.0	7	2	30	1	4	0	1	0	0	0	0	0	0	1
Kyle Love	33	24	9	2.0	11.0	3	0	0	0	0	0	1	0	0	0	0	0	0	0
Sergio Brown	22	19	3	0.0	0.0	0	1	2	0	1	0	0	0	0	7	4	3	0	0
Antwaun Molden	22	16	6	0.0	0.0	0	0	0	0	1	0	0	0	0	8	6	2	0	0
Mark Anderson	19	13	6	7.0	49.0	9	0	0	0	1	1	0	0	0	0	0	0	0	0
Leigh Bodden	16	14	2	0.0	0.0	0	0	0	0	4	0	0	0	0	0	0	0	0	0
Josh Barrett	14	9	5	0.0	0.0	0	0	0	0	0	0	0	0	0	3	3	0	0	0
Tracy White	14	13	1	0.0	0.0	0	0	0	0	0	0	0	0	0	12	9	3	0	0
Brandon Deaderick	11	6	5	0.0	0.0	0	0	0	0	0	0	0	0	0	0	0	0	0	0
Gerard Warren	10	6	4	0.0	0.0	2	0	0	0	0	0	1	0	0	0	0	0	0	0
Dane Fletcher	9	7	2	0.0	0.0	4	0	0	0	0	0	0	0	0	3	3	0	0	0
Shaun Ellis	8	5	3	0.0	0.0	1	0	0	0	0	0	0	0	0	0	0	0	0	0
Phillip Adams	8	8	0	0.0	0.0	1	1	0	0	1	0	0	0	0	0	0	0	0	0
Albert Haynesworth	6	3	3	0.0	0.0	2	0	0	0	0	0	0	0	0	0	0	0	0	0
Sterling Moore	5	5	0	0.0	0.0	0	0	0	0	0	0	0	0	0	0	0	0	0	0
Julian Edelman	5	4	1	0.0	0.0	0	0	0	0	0	0	0	0	0	0	0	0	0	0
Jeff Tarpinian	4	4	0	0.0	0.0	0	0	0	0	0	0	0	0	0	8	5	3	0	0
Myron Pryor	3	2	1	0.5	4.5	3	0	0	0	0	0	0	0	0	0	0	0	0	0
Ras-I Dowling	3	2	1	0.0	0.0	0	0	0	0	0	0	0	0	0	0	0	0	0	0
A.J. Edds	2	1	1	0.0	0.0	0	0	0	0	0	0	0	0	0	0	0	0	0	0
Mike Wright	1	0	1	0.5	4.0	1	0	0	0	0	0	0	0	0	0	0	0	0	0
Jermaine Cunningham	1	0	1	0.0	0.0	0	0	0	0	0	0	0	0	0	0	0	0	0	0
Stephen Gostkowski	0	0	0	0.0	0.0	0	0	0	0	0	0	0	0	0	4	2	2	0	0
Zoltan Mesko	0	0	0	0.0	0.0	0	0	0	0	0	0	0	0	0	1	0	1	0	0
Matthew Slater	0	0	0	0.0	0.0	0	0	0	0	0	0	0	0	0	13	11	2	0	0
Danny Woodhead	0	0	0	0.0	0.0	0	0	0	0	0	0	0	0	0	4	2	2	0	0
Ross Ventrone	0	0	0	0.0	0.0	0	0	0	0	0	0	0	0	0	1	1	0	0	0
Shane Vereen	0	0	0	0.0	0.0	0	0	0	0	0	0	0	0	0	1	0	1	0	0
Niko Koutouvides	0	0	0	0.0	0.0	0	0	0	0	0	0	0	0	0	5	4	1	0	1
BenJarvus Green-Ellis	0	0	0	0.0	0.0	0	0	0	0	0	0	0	0	0	1	1	0	0	0
Danny Aiken	0	0	0	0.0	0.0	0	0	0	0	0	0	0	0	0	4	3	1	0	0
	725	504	221	25.0	159.0	61	15	188	1	35	4	3	0	0	92	64	28	0	2

FUMBLES - LOST (8-5)

	No.	Lost	Rec	O.B.
Tom Brady	4	2	1	0
Julian Edelman	1	1	0	0
Aaron Hernandez	1	1	0	0
Matthew Slater	1	1	0	0
Wes Welker	1	0	0	0
Antwaun Molden	0	0	1	0
	8	5	2	0

MISC. OFFENSIVE STATS

	Tkl	Ast	FF	FR
Deion Branch	2	0	0	0
BenJarvus Green-Ellis	1	0	0	0
Rob Gronkowski	2	0	0	0
Matt Light	1	1	0	0
Nate Solder	1	0	0	0
Sebastian Vollmer	1	0	0	0
Wes Welker	0	1	0	0
Danny Woodhead	2	0	0	0
	10	2	0	0

KEY

TT-Total Tackles	Int/Yds-Interceptions/Yards Returned
UT-Unassisted Tackles	PD-Passes Defensed
A-Assisted Tackles	FF-Forced Fumbles

BLOCKED KICKS

	XP	FG	P
Totals			



2011 New England Patriots Roster

AS OF NOVEMBER 29, 2011

ALPHABETICAL ROSTER

#	NAME	POS	HT	WT	BORN	YR	COLLEGE	H.S. HOMETOWN
26	Adams, Phillip	DB	5-11	192	7/20/1988	2	South Carolina State	Rock Hill, S.C.
48	Aiken, Danny	LS	6-4	252	8/28/1988	R	Virginia	Roanoke, Va.
95	Anderson, Mark	DE	6-4	255	5/26/1983	6	Alabama	Tulsa, Okla.
24	Arrington, Kyle	CB	5-10	196	8/12/1986	3	Hofstra	Accokeek, Md.
97	Brace, Ron	DL	6-3	330	12/18/1986	3	Boston College	Worcester, Mass.
12	Brady, Tom	QB	6-4	225	8/3/1977	12	Michigan	San Mateo, Calif.
84	Branch, Deion	WR	5-9	195	7/18/1979	10	Louisville	Albany, Ga.
31	Brown, Sergio	S	6-2	210	5/22/1988	2	Notre Dame	Maywood, Ill.
61	Cannon, Marcus	OL	6-5	358	5/6/1988	R	Texas Christian	Odessa, Texas
93	Carter, Andre	DE	6-4	255	5/12/1979	11	California	San Jose, Calif.
25	Chung, Patrick	S	5-11	212	8/19/1987	3	Oregon	Rancho Cucamonga, Calif.
63	Connolly, Dan	OL	6-4	313	9/2/1982	6	Southeast Missouri St.	St. Louis, Mo.
96	Cunningham, Jermaine	LB	6-3	260	4/24/1988	2	Florida	Stone Mountain, Ga.
71	Deaderick, Brandon	DL	6-4	305	8/19/1987	2	Alabama	Elizabethtown, Ky.
11	Edelman, Julian	WR	5-10	198	5/22/1986	3	Kent State	Redwood City, Calif.
94	Ellis, Shaun	DE	6-5	290	6/24/1977	12	Tennessee	Anderson, S.C.
33	Faulk, Kevin	RB	5-8	202	6/5/1976	13	Louisiana State	Carencro, La.
52	Fletcher, Dane	LB	6-2	244	9/14/1986	2	Montana State	Bozeman, Montana
3	Gostkowski, Stephen	K	6-1	215	1/28/1984	6	Memphis	Madison, Miss.
42	Green-Ellis, BenJarvus	RB	5-11	215	7/2/1985	4	Mississippi	New Orleans, La.
87	Gronkowski, Rob	TE	6-6	265	5/14/1989	2	Arizona	Pittsburgh, Pa.
59	Guyton, Gary	LB	6-3	245	11/14/1985	4	Georgia Tech	Hinesville, Ga.
81	Hernandez, Aaron	TE	6-1	245	11/6/1989	2	Florida	Bristol, Conn.
8	Hoyer, Brian	QB	6-2	215	10/13/1985	3	Michigan State	North Olmsted, Ohio
44	Ihedigbo, James	S	6-1	215	12/3/1983	5	Massachusetts	Northampton, Mass.
90	Koutouvides, Niko	LB	6-2	238	3/25/1981	8	Purdue	New Britain, Conn.
72	Light, Matt	T	6-4	305	6/23/1978	11	Purdue	Greenville, Ohio
74	Love, Kyle	DL	6-1	310	11/18/1986	2	Mississippi State	Fairburn, Ga.
15	Mallett, Ryan	QB	6-6	238	6/5/1988	R	Arkansas	Texarkana, Texas
70	Mankins, Logan	G	6-4	310	3/10/1982	7	Fresno State	Catheys Valley, Calif.
51	Mayo, Jerod	LB	6-1	245	2/23/1986	4	Tennessee	Hampton, Va.
32	McCourt, Devin	CB	5-10	193	8/13/1987	2	Rutgers	Montvale, N.J.
14	Mesko, Zoltan	P	6-5	231	3/16/1986	2	Michigan	Twinsburg, Ohio
27	Molden, Antwaun	CB	6-1	198	1/23/1985	4	Eastern Kentucky	Cleveland, Ohio
29	Moore, Sterling	DB	5-10	205	2/3/1990	R	Southern Methodist	Antioch, Calif.
50	Ninkovich, Rob	LB	6-2	255	2/1/1984	6	Purdue	Blue Island, Ill.
85	Ochocinco, Chad	WR	6-1	192	1/9/1978	11	Oregon State	Miami, Fla.
17	Price, Taylor	WR	6-0	205	10/8/1987	2	Ohio	Hilliard, Ohio
22	Ridley, Stevan	RB	5-11	225	1/27/1989	R	Louisiana State	Natchez, Miss.
18	Slater, Matthew	WR	6-0	200	9/9/1985	4	UCLA	Anaheim, Calif.
77	Solder, Nate	T	6-8	319	4/12/1988	R	Colorado	Buena Vista, Colo.
55	Spikes, Brandon	LB	6-2	250	9/3/1987	2	Florida	Shelby, N.C.
64	Thomas, Donald	OL	6-4	310	9/25/1985	4	Connecticut	New Haven, Conn.
10	Underwood, Tiquan	WR	6-1	183	2/17/1987	3	Rutgers	New Brunswick, N.J.
34	Vereen, Shane	RB	5-9	205	5/2/1989	R	California	Valencia, Calif.
76	Vollmer, Sebastian	T	6-8	315	7/10/1984	3	Houston	Kaarst, Germany
98	Warren, Gerard	DL	6-4	325	7/25/1978	10	Florida	Lake Butler, Fla.
54	Waters, Brian	G	6-3	320	2/18/1877	12	North Texas	Waxahachie, Texas
83	Welker, Wes	WR	5-9	185	5/1/1981	8	Texas Tech	Oklahoma City, Okla.
62	Wendell, Ryan	C	6-2	290	3/4/1986	3	Fresno State	Diamond Bar, Calif.
58	White, Tracy	LB	6-0	230	4/14/1981	9	Howard	St. Stephen, S.C.
75	Wilfork, Vince	DL	6-2	325	11/4/1981	8	Miami (Fla.)	Boynton Beach, Fla.
39	Woodhead, Danny	RB	5-8	195	1/25/1985	4	Chadron State	North Platte, Neb.

NUMERICAL ROSTER

#	NAME	POS
3	Stephen Gostkowski	K
8	Brian Hoyer	QB
10	Tiquan Underwood	WR
11	Julian Edelman	WR
12	Tom Brady	QB
14	Zoltan Mesko	P
15	Ryan Mallett	QB
17	Taylor Price	WR
18	Matthew Slater	WR
22	Stevan Ridley	RB
24	Kyle Arrington	CB
25	Patrick Chung	S
26	Phillip Adams	DB
27	Antwaun Molden	CB
29	Sterling Moore	DB
31	Sergio Brown	S
32	Devin McCourt	CB
33	Kevin Faulk	RB
34	Shane Vereen	RB
39	Danny Woodhead	RB
42	BenJarvus Green-Ellis	RB
44	James Ihedigbo	S
48	Danny Aiken	LS
50	Rob Ninkovich	LB
51	Jerod Mayo	LB
52	Dane Fletcher	LB
54	Brian Waters	G
55	Brandon Spikes	LB
58	Tracy White	LB
59	Gary Guyton	LB
61	Marcus Cannon	OL
62	Ryan Wendell	C
63	Dan Connolly	OL
64	Donald Thomas	OL
70	Logan Mankins	G
71	Brandon Deaderick	DL
72	Matt Light	T
74	Kyle Love	DL
75	Vince Wilfork	DL
76	Sebastian Vollmer	T
77	Nate Solder	T
81	Aaron Hernandez	TE
83	Wes Welker	WR
84	Deion Branch	WR
85	Chad Ochocinco	WR
87	Rob Gronkowski	TE
90	Niko Koutouvides	LB
93	Andre Carter	DE
94	Shaun Ellis	DE
95	Mark Anderson	DE
96	Jermaine Cunningham	LB
97	Ron Brace	DL
98	Gerard Warren	DL

PRACTICE SQUAD

#	NAME	POS	HT	WT	BORN	YR	COLLEGE	H.S. HOMETOWN
49	Carter, Markell	LB	6-4	248	12/21/1989	R	Central Arkansas	Bartlesville, Okla.
68	Kopa, Matt	OL	6-6	303	2/25/1987	2	Stanford	Elk Grove, Calif.
65	McDonald, Nick	OL	6-4	316	6/27/1987	2	Grand Valley State	Salinas, Calif.
45	Mills, Garrett	TE	6-1	235	10/12/1983	6	Tulsa	Tulsa, Okla.
47	Rivera, Mike	LB	6-2	252	1/10/1986	1	Kansas	Shawnee Mission, Kan.
69	Silvestro, Alex	DE	6-3	267	11/15/1988	R	Rutgers	Gibbstown, N.J.
35	Ventrone, Ross	S	5-8	190	8/27/1986	1	Villanova	Pittsburgh, Pa.
41	Williams, Malcolm	DB	5-11	200	11/22/1987	R	Texas Christian	Grand Prairie, Texas

RESERVE/INJURED LIST

#	NAME	POS	HT	WT	BORN	YR	COLLEGE	H.S. HOMETOWN
30	Barrett, Josh	S	6-2	225	11/22/1984	4	Arizona State	Reno, Nev.
47	Cox, Christian	LB	6-3	250	12/11/1985	R	Utah	Bountiful, Utah
21	Dowling, Ras-I	CB	6-1	198	5/9/1988	R	Virginia	Chesapeake, Va.
69	Hix, Kyle	OL	6-7	325	9/23/1988	R	Texas	Aledo, Tex.
67	Koppen, Dan	C	6-2	296	9/12/1979	9	Boston College	Whitehall, Pa.
26	Lockett, Bret	DB	6-1	220	10/7/1986	3	UCLA	Diamond Bar, Calif.
60	Ohrnberger, Rich	OL	6-2	300	2/14/1986	3	Penn State	East Meadow, N.Y.
91	Pryor, Myron	DL	6-1	310	6/13/1986	3	Kentucky	Louisville, Ky.
53	Tarpinian, Jeff	LB	6-3	238	10/16/1987	R	Iowa	Omaha, Neb.
99	Wright, Mike	DL	6-4	295	3/1/1982	7	Cincinnati	Cincinnati, Ohio

RESERVE/MILITARY LIST

#	NAME	POS	HT	WT	BORN	YR	COLLEGE	H.S. HOMETOWN
15	White, Shun	WR	5-8	195	12/9/1985	1	Navy	Memphis, Tenn.

HEAD COACH: BILL BELICHICK

ASSISTANTS: Josh Boyer, Defensive Backs; Moses Cabrera, Assistant Strength and Conditioning; Ivan Fears, Running Backs; Brian Ferentz, Tight Ends; Brian Flores, Defensive Assistant; George Godsey, Offensive Assistant; Patrick Graham, Linebackers; Pepper Johnson, Defensive Line; Harold Nash, Head Strength and Conditioning; Bill O'Brien, Offensive Coordinator/Quarterbacks; Scott O'Brien, Special Teams; Chad O'Shea, Receivers; Matt Patricia, Safeties; Dante Scarnecchia, Assistant Head Coach/Offensive Line

PRACTICE SQUAD

#	NAME	POS
35	Ross Ventrone	S
41	Malcolm Williams	DB
45	Garrett Mills	TE
47	Mike Rivera	LB
49	Markell Carter	LB
65	Nick McDonald	OL
68	Matt Kopa	OL
69	Alex Silvestro	DE

RESERVE/INJURED LIST

#	NAME	POS
21	Ras-I Dowling	CB
26	Bret Lockett	DB
30	Josh Barrett	S
47	Christian Cox	LB
53	Jeff Tarpinian	LB
60	Rich Ohrnberger	OL
67	Dan Koppen	C
69	Kyle Hix	OL
91	Myron Pryor	DL
99	Mike Wright	DL

RESERVE/MILITARY LIST

#	NAME	POS
15	Shun White	WR



2011 Numerical Roster

November 29, 2011

3	Stephen Gostkowski	K	6-1	215	27	6	Memphis	D4b-06
8	Brian Hoyer	QB	6-2	215	26	3	Michigan State	FA-09
10	Tiquan Underwood	WR	6-1	183	24	3	Rutgers	FA-11
11	Julian Edelman	WR	5-10	198	25	3	Kent State	D7a-09
12	Tom Brady	QB	6-4	225	34	12	Michigan	D6b-00
14	Zoltan Mesko	P	6-5	231	25	2	Michigan	D5-10
15	Ryan Mallett	QB	6-6	238	23	R	Arkansas	D3b-11
17	Taylor Price	WR	6-0	205	24	2	Ohio	D3-10
18	Matthew Slater	WR	6-0	200	26	4	UCLA	D5-08
22	Stevan Ridley	RB	5-11	225	22	R	Louisiana State	D3a-11
24	Kyle Arrington	CB	5-10	196	25	3	Hofstra	FA-09
25	Patrick Chung	S	5-11	212	24	3	Oregon	D2a-09
26	Phillip Adams	DB	5-11	192	23	2	South Carolina State	FA-11
27	Antwaun Molden	CB	6-1	198	26	4	Eastern Kentucky	CW(HOU)-11
29	Sterling Moore	DB	5-10	205	21	R	Southern Methodist	FA-11
31	Sergio Brown	S	6-2	210	23	2	Notre Dame	FA-10
32	Devin McCourty	CB	5-10	193	24	2	Rutgers	D1-10
33	Kevin Faulk	RB	5-8	202	35	13	Louisiana State	D2-99
34	Shane Vereen	RB	5-9	205	22	R	California	D2b-11
39	Danny Woodhead	RB	5-8	195	26	4	Chadron State	FA-10
42	BenJarvus Green-Ellis	RB	5-11	215	26	4	Mississippi	FA-08
44	James Ihedigbo	S	6-1	214	27	5	Massachusetts	FA-11
48	Danny Aiken	LS	6-4	252	23	R	Virginia	CW(BUF)-11
50	Rob Ninkovich	LB	6-2	255	27	6	Purdue	FA-09
51	Jerod Mayo	LB	6-1	245	25	4	Tennessee	D1-08
52	Dane Fletcher	LB	6-2	244	25	2	Montana State	FA-10
54	Brian Waters	G	6-3	320	34	12	North Texas	FA-11
55	Brandon Spikes	LB	6-2	250	24	2	Florida	D2c-10
58	Tracy White	LB	6-0	230	30	9	Howard	TR(PHI)-10
59	Gary Guyton	LB	6-3	245	26	4	Georgia Tech	FA-08
61	Marcus Cannon	OL	6-5	358	23	R	Texas Christian	D5a-11
62	Ryan Wendell	C	6-2	290	25	3	Fresno State	FA-08
63	Dan Connolly	OL	6-4	313	29	6	Southeast Missouri St.	FA(JAX)-08
64	Donald Thomas	OL	6-4	310	26	4	Connecticut	FA-11
70	Logan Mankins	G	6-4	310	29	7	Fresno State	D1-05
71	Brandon Deaderick	DL	6-4	305	24	2	Alabama	D7b-10
72	Matt Light	T	6-4	305	33	11	Purdue	D2-01
74	Kyle Love	DL	6-1	310	25	2	Mississippi State	FA-10
75	Vince Wilfork	DL	6-2	325	30	8	Miami (Fla.)	D1a-04
76	Sebastian Vollmer	T	6-8	315	27	3	Houston	D2d-09
77	Nate Solder	T	6-8	319	23	R	Colorado	D1-11
81	Aaron Hernandez	TE	6-1	245	22	2	Florida	D4-10
83	Wes Welker	WR	5-9	185	30	8	Texas Tech	TR(MIA)-07
84	Deion Branch	WR	5-9	195	32	10	Louisville	TR(SEA)-10
85	Chad Ochocinco	WR	6-1	192	33	11	Oregon State	TR(CIN)-11
87	Rob Gronkowski	TE	6-6	265	22	2	Arizona	D2a-10
90	Niko Koutouvides	LB	6-2	238	30	8	Purdue	FA-11
93	Andre Carter	DE	6-4	255	32	11	California	FA-11
94	Shaun Ellis	DE	6-5	290	34	12	Tennessee	FA-11
95	Mark Anderson	DE	6-4	255	28	6	Alabama	FA-11
96	Jermaine Cunningham	LB	6-3	260	23	2	Florida	D2b-10
97	Ron Brace	DL	6-3	330	24	3	Boston College	D2b-09
98	Gerard Warren	DL	6-4	325	33	10	Florida	FA-11

PRACTICE SQUAD

#	NAME	POS	HT	WT	AGE	YR	COLLEGE	HOW ACQ.
35	Ross Ventrone	S	5-8	190	25	1	Villanova	FA-10
41	Malcolm Williams	DB	5-11	200	24	R	Texas Christian	D7-11
45	Garrett Mills	TE	6-1	235	28	6	Tulsa	FA-11
47	Mike Rivera	LB	6-2	252	25	1	Kansas	FA-11
49	Markell Carter	LB	6-4	248	21	R	Central Arkansas	D6-11
65	Nick McDonald	OL	6-4	316	24	2	Grand Valley State	FA-11
68	Matt Kopa	OL	6-6	303	24	2	Stanford	FA-11
69	Alex Silvestro	DE	6-3	267	23	R	Rutgers	FA-11

RESERVE/INJURED LIST

#	NAME	POS	HT	WT	AGE	YR	COLLEGE	INJURY (IR date)
21	Ras-I Dowling	CB	6-1	198	23	R	Virginia	hip (10/29/11)
26	Bret Lockett	DB	6-1	220	25	3	UCLA	groin (8/23/11)
30	Josh Barrett	S	6-2	225	27	4	Arizona State	calf (11/9/11)
47	Christian Cox	LB	6-3	250	25	R	Utah	neck (8/19/11)
53	Jeff Tarpinian	LB	6-3	238	24	R	Iowa	head (11/24/11)
60	Rich Ohrmberger	OL	6-2	300	25	3	Penn State	(9/3/11)
67	Dan Koppen	C	6-2	296	32	9	Boston College	leg (9/21/11)
69	Kyle Hix	OL	6-7	325	23	R	Texas	shoulder (8/7/11)
91	Myron Pryor	DL	6-1	310	25	3	Kentucky	shoulder (9/21/11)
99	Mike Wright	DL	6-4	295	29	7	Cincinnati	concussion (10/13/11)

RESERVE/MILITARY LIST

#	NAME	POS	HT	WT	AGE	YR	COLLEGE	DATE
15	Shun White	WR	5-8	195	25	1	Navy	(8/17/09)



2011 Positional Roster

November 29, 2011

DEFENSE (24)

#	NAME	POS	HT	WT	BORN	YR	COLLEGE	H.S. HOMETOWN
DEFENSIVE LINE (8)								
95	Anderson, Mark	DE	6-4	255	3/26/1983	6	Alabama	Tulsa, Okla.
97	Brace, Ron	DL	6-3	330	12/18/1986	3	Boston College	Worcester, Mass.
93	Carter, Andre	DE	6-4	255	5/12/1979	11	California	San Jose, Calif.
71	Deaderick, Brandon	DL	6-4	305	8/19/1987	2	Alabama	Elizabethtown, Ky.
94	Ellis, Shaun	DE	6-5	290	6/24/1977	12	Tennessee	Anderson, S.C.
74	Love, Kyle	DL	6-1	310	11/18/1986	2	Mississippi State	Fairburn, Ga.
98	Warren, Gerard	DL	6-4	325	7/25/1978	10	Florida	Lake Butler, Fla.
75	Wilfork, Vince	DL	6-2	325	11/4/1981	8	Miami (Fla.)	Boynton Beach, Fla.
LINEBACKER (8)								
96	Cunningham, Jermaine	LB	6-3	260	4/24/1988	2	Florida	Stone Mountain, Ga.
52	Fletcher, Dane	LB	6-2	244	9/14/1986	2	Montana State	Bozeman, Montana
59	Guyton, Gary	LB	6-3	245	11/14/1985	4	Georgia Tech	Hinesville, Ga.
90	Koutouvides, Niko	LB	6-2	238	3/25/1981	8	Purdue	New Britain, Conn.
51	Mayo, Jerod	LB	6-1	245	2/23/1986	4	Tennessee	Hampton, Va.
50	Ninkovich, Rob	LB	6-2	255	2/1/1984	6	Purdue	Blue Island, Ill.
55	Spikes, Brandon	LB	6-2	250	9/3/1987	2	Florida	Shelby, N.C.
58	White, Tracy	LB	6-0	230	4/14/1981	9	Howard	St. Stephen, S.C.
DEFENSIVE BACK (8)								
26	Adams, Phillip	DB	5-11	192	7/20/1988	2	South Carolina State	Rock Hill, S.C.
24	Arrington, Kyle	CB	5-10	196	8/12/1986	3	Hofstra	Accokeek, Md.
31	Brown, Sergio	S	6-2	210	5/22/1988	2	Notre Dame	Maywood, Ill.
25	Chung, Patrick	S	5-11	212	8/19/1987	3	Oregon	Rancho Cucamonga, Calif.
44	Ihedigbo, James	S	6-1	214	12/3/1983	5	Massachusetts	Northampton, Mass.
32	McCourt, Devin	CB	5-10	193	8/13/1987	2	Rutgers	Montvale, N.J.
27	Molden, Antwaun	CB	6-1	198	1/23/1985	4	Eastern Kentucky	Cleveland, Ohio
29	Moore, Sterling	DB	5-10	205	2/3/1990	R	Southern Methodist	Antioch, Calif.

OFFENSE (26)

#	NAME	POS	HT	WT	BORN	YR	COLLEGE	H.S. HOMETOWN
OFFENSIVE LINE (9)								
61	Cannon, Marcus	OL	6-5	358	5/6/1988	R	Texas Christian	Odessa, Texas
63	Connolly, Dan	OL	6-4	313	9/2/1982	6	Southeast Missouri St.	St. Louis, Mo.
72	Light, Matt	T	6-4	305	6/23/1978	11	Purdue	Greenville, Ohio
70	Mankins, Logan	G	6-4	310	3/10/1982	7	Fresno State	Catheys Valley, Calif.
77	Solder, Nate	T	6-8	319	4/12/1988	R	Colorado	Buena Vista, Co.
64	Thomas, Donald	OL	6-4	310	9/25/1985	4	Connecticut	New Haven, Conn.
76	Vollmer, Sebastian	T	6-8	315	7/10/1984	3	Houston	Kaarst, Germany
54	Waters, Brian	G	6-3	320	2/18/1977	12	North Texas	Waxahachie, Texas
62	Wendell, Ryan	C	6-2	290	3/4/1986	3	Fresno State	Diamond Bar, Calif.
QUARTERBACK (3)								
12	Brady, Tom	QB	6-4	225	8/3/1977	12	Michigan	San Mateo, Calif.
8	Hoyer, Brian	QB	6-2	215	10/13/1985	3	Michigan State	North Olmsted, Ohio
15	Mallett, Ryan	QB	6-6	238	6/5/1988	R	Arkansas	Texarkana, Texas
WIDE RECEIVER (7)								
84	Branch, Deion	WR	5-9	195	7/18/1979	10	Louisville	Albany, Ga.
11	Edelman, Julian	WR	5-10	198	5/22/1986	3	Kent State	Redwood City, Calif.
17	Price, Taylor	WR	6-0	205	10/8/1987	2	Ohio	Hilliard, Ohio
85	Ochocinco, Chad	WR	6-1	192	1/9/1978	11	Oregon State	Miami, Fla.
18	Slater, Matthew	WR	6-0	200	9/9/1985	4	UCLA	Anaheim, Calif.
10	Underwood, Tiquan	WR	6-1	183	2/17/1987	3	Rutgers	New Brunswick, N.J.
83	Welker, Wes	WR	5-9	185	5/1/1981	8	Texas Tech	Oklahoma City, Okla.
RUNNING BACK (5)								
33	Faulk, Kevin	RB	5-8	202	6/5/1976	13	Louisiana State	Carencro, La.
42	Green-Ellis, BenJarvus	RB	5-11	215	7/2/1985	4	Mississippi	New Orleans, La.
22	Ridley, Stevan	RB	5-11	225	1/27/1989	R	Louisiana State	Natchez, Miss.
34	Vereen, Shane	RB	5-9	205	5/2/1989	R	California	Valencia, Calif.
39	Woodhead, Danny	RB	5-8	195	1/25/1985	4	Chadron State	North Platte, Ne.
TIGHT END (2)								
87	Gronkowski, Rob	TE	6-6	265	5/14/1989	2	Arizona	Pittsburgh, Pa.
81	Hernandez, Aaron	TE	6-1	245	11/6/1989	2	Florida	Bristol, Conn.

SPECIALISTS (3)

#	NAME	POS	HT	WT	BORN	YR	COLLEGE	H.S. HOMETOWN
SPECIALISTS (3)								
48	Aiken, Danny	LS	6-4	252	8/28/1988	R	Virginia	Roanoke, Va.
3	Gostkowski, Stephen	K	6-1	215	1/28/1984	6	Memphis	Madison, Miss.
14	Mesko, Zoltan	P	6-5	231	3/16/1986	2	Michigan	Twinsburg, Ohio

RESERVE/INJURED (10)

#	NAME	POS	HT	WT	BORN	YR	COLLEGE	H.S. HOMETOWN
RESERVE/INJURED (10)								
30	Barrett, Josh	S	6-2	225	11/22/1984	4	Arizona State	Reno, Nev.
47	Cox, Christian	LB	6-3	250	12/11/1985	R	Utah	Bountiful, Utah
21	Dowling, Ros-I	CB	6-1	198	5/9/1988	R	Virginia	Chesapeake, Va.
69	Hix, Kyle	OL	6-7	325	9/23/1988	R	Texas	Aledo, Texas
67	Koppen, Dan	C	6-2	296	9/12/1979	9	Boston College	Whitehall, Pa.
26	Lockett, Brett	DB	6-1	220	10/7/1986	3	UCLA	Diamond Bar, Calif.
60	Ohnberger, Rich	OL	6-2	300	2/14/1986	3	Penn State	East Meadow, N.Y.
91	Pryor, Myron	DL	6-1	310	6/13/1986	3	Kentucky	Louisville, Ky.
53	Tarpinian, Jeff	LB	6-3	238	10/16/1987	R	Iowa	Omaha, Neb.
99	Wright, Mike	DL	6-4	295	3/1/1982	7	Cincinnati	Cincinnati, Ohio

RESERVE/MILITARY (1)

#	NAME	POS	HT	WT	BORN	YR	COLLEGE	H.S. HOMETOWN
RESERVE/MILITARY (1)								
15	White, Shun	WR	5-8	195	12/9/1985	1	Navy	Memphis, Tenn.



How The Patriots Were Built

UPDATED: November 29, 2011

<u>YEAR</u>	<u>DRAFTEES (25)</u>	<u>VETERAN FREE AGENTS (13)</u>	<u>WAIVERS (2) / TRADES (4)</u>	<u>ROOKIE AND FIRST-YEAR FREE AGENTS (9)</u>
1999	Kevin Faulk (2)			
2000	Tom Brady (6b)			
2001	Matt Light (2)			
2004	Vince Wilfork (1a)			
2005	Logan Mankins (1)			
2006	Stephen Gostkowski (4b)			
2007			Wes Welker (fa)(tr-MIA)	
2008	Jerod Mayo (1) Matthew Slater (5)	Dan Connolly (fa)(JAX)		BenJarvus Green-Ellis (fa) Gary Guyton (fa)
2009	Patrick Chung (2a) Ron Brace (2b) Sebastian Vollmer (2d) Julian Edelman (7a)	Rob Ninkovich (5)(NO)		Kyle Arrington (fa) (PHI) Brian Hoyer (fa) Ryan Wendell (fa)
2010	Devin McCourty (1) Rob Gronkowski (2a) Jermaine Cunningham (2b) Brandon Spikes (2c) Taylor Price (3) Aaron Hernandez (4) Zoltan Mesko (5) Brandon Deaderick (7)	Danny Woodhead (fa)(NYJ)	Deion Branch (2) (tr-SEA) Tracy White (fa) (tr-PHI)	Sergio Brown (fa) Dane Fletcher (fa) Kyle Love (fa)
2011	Nate Solder (1) Shane Vereen (2b) Stevan Ridley (3a) Ryan Mallett (3b) Marcus Cannon (5a)	Phillip Adams (7)(SF) Mark Anderson (5)(CHIC) Andre Carter (1)(SF) Shaun Ellis (1)(NYJ) James Ihedigbo (fa)(NYJ) Niko Koutouvides (4)(SEA) Donald Thomas (6)(MIA) Tiquan Underwood (7)(JAX) Gerard Warren (1)(CLE) Brian Waters (fa)(DAL)	Danny Aiken (fa) CW (BUF) Chad Ochocinco (2) (tr-CIN) Antwaun Molden (3) CW (HOU)	Sterling Moore (fa) (OAK)

NOTE: Team in parenthesis is the player's prior team
(#) – indicates round drafted
(fa) – indicates non-drafted free agents

RESERVE/INJURED (10)

Josh Barrett (7)
Christian Cox (fa)
Ras-I Dowling (2a)
Kyle Hix (fa)
Dan Koppen (5)
Bret Lockett (CW)
Rich Ohrnberger (4)
Myron Pryor (6b)
Jeff Tarpinian (fa)
Mike Wright (fa)

RESERVE/N.F.I. (1)

Marcus Cannon (5a)

RESERVE/MILITARY (1)

Shun White (fa)



2011 Transactions

UPDATED: November 29, 2011

JANUARY, 2011

1/18/2011	Butler, Carson	Signed
1/18/2011	Crompton, Jonathan	Signed
1/18/2011	Farnham, Buddy	Signed
1/18/2011	Favorite, Marlon	Signed
1/18/2011	Jenkins, Darnell	Signed
1/18/2011	Turner, Thad	Signed
1/18/2011	Ventrone, Ross	Signed
1/19/2011	Austin, Thomas	Signed
1/19/2011	Maneri, Steve	Signed

FEBRUARY, 2011

2/14/2011	Mankins, Logan	Designated Franchise Player
-----------	----------------	-----------------------------

MARCH, 2011

3/2/2011	Neal, Setphen	Announced his retirement
3/3/2011	Arrington, Kyle	Tendered contract
3/3/2011	Green-Ellis, BenJarvus	Tendered contract
3/3/2011	Page, Jarrad	Tendered contract
3/4/2011	Stroud, Marcus	Signed

APRIL, 2011

4/28/2011	Solder, Nate	Drafted
4/29/2011	Dowling, Ras-I	Drafted
4/29/2011	Vareen, Shane	Drafted
4/29/2011	Ridley, Stevan	Drafted
4/29/2011	Mallett, Ryan	Drafted
4/30/2011	Canoon, Marcus	Drafted
4/30/2011	Smith, Lee	Drafted
4/30/2011	Carter, Markell	Drafted
4/30/2011	Williams, Malcolm	Drafted

JULY, 2011

7/27/2011	Berry, Mike	Signed
7/27/2011	Coulson, Ryan	Signed
7/27/2011	Hix, Kyle	Signed
7/27/2011	Koepllin, Kyle	Signed
7/27/2011	Lavarias, Aaron	Signed
7/27/2011	Leonard, Anthony	Signed
7/27/2011	Nurse, Clay	Signed
7/27/2011	Ross, Jeremy	Signed
7/27/2011	Silvestro, Alex	Signed
7/27/2011	Tarpinian, Jeff	Signed
7/27/2011	Woods, Corey	Signed
7/27/2011	Yeatman, Will	Signed
7/27/2011	Carter, Markell	Signed/Draft Choice
7/27/2011	Smith, Lee	Signed/Draft Choice
7/27/2011	Barnes, Tyree	Reinstated from Military Reserve
7/27/2011	Kettani, Eric	Reinstated from Military Reserve
7/28/2011	Ridley, Stevan	Signed/Draft Choice
7/28/2011	Williams, Malcolm	Signed/Draft Choice
7/29/2011	Mallett, Ryan	Signed/Draft Choice
7/29/2011	Cannon, Marcus	Signed/Draft Choice
7/29/2011	Banta-Cain, Tully	Released
7/29/2011	Carter, Tony	Released
7/29/2011	Crumpler, Alge	Released
7/29/2011	Kaczur, Nick	Released
7/29/2011	Stroud, Marcus	Released
7/29/2011	Warren, Ty	Released
7/29/2011	Coulson, Ryan	Released
7/29/2011	Haynesworth, Albert	Acquired via trade (WAS)
7/29/2011	Ochocinco, Chad	Acquired Via trade (CIN)
7/30/2011	Williams, Steve	Signed
7/30/2011	Faulk, Kevin	Signed
7/30/2011	Arrington, Kyle	Signed
7/30/2011	Mankins, Logan	Signed Franchise Tender
7/30/2011	Morris, Sammy	Signed
7/30/2011	McGowan, Brandon	Signed
7/30/2011	White, Tacy	Signed
7/30/2011	Leonard, Anthony	Released

AUGUST, 2011

8/2/2011	Dowling, Ras-I	Signed/Draft Choice
8/2/2011	Vareen, Shane	Signed/Draft Choice
8/2/2011	Crompton, Jonathan	Released
8/2/2011	Cox, Christian	Signed
8/2/2011	Light, Matt	Signed
8/3/2011	Green-Ellis, BenJarvus	Signed
8/3/2011	Morris, Chris	Signed
8/3/2011	Compas, Jonathan	Signed

AUGUST, 2011

8/3/2011	Medlin, Richard	Signed
8/3/2011	Berry, Mike	Released
8/3/2011	Clayton, Thomas	Released
8/4/2011	Solder, Nate	Signed/Draft Choice
8/5/2011	Anderson, Mark	Signed
8/5/2011	Favorite, Marlon	Released
8/7/2011	Turner, Thad	Released
8/7/2011	Hix, Kyle	Placed on Reserve/Injured (shoulder)
8/8/2011	Carter, Andre	Signed
8/8/2011	Ellis, Shaun	Signed
8/8/2011	Warren Gerard	Signed
8/8/2011	McGowan, Brandon	Released
8/10/2011	Wetterer, Mark	Claimed off Waivers (CIN)
8/10/2011	Ventrone, Ross	Released
8/13/2011	Roth, Zach	Signed
8/13/2011	Morris, Chris	Released
8/13/2011	Williams, Steve	Released
8/14/2011	Koutouvides, Niko	Signed
8/19/2011	LeVoi, Mark	Released
8/19/2011	Cox, Christian	Paced on Reserve/Injured (neck)
8/19/2011	Ihedigbo, James	Signed
8/20/2011	Brown, Ricky	Signed
8/21/2011	Mills, Garrett	Signed
8/21/2011	Lockett, Bret	Released
8/21/2011	Roth, Zach	Released
8/22/2011	Lockett, Bret	Placed on Reserve/Injured (groin)
8/24/2011	Berry, Mike	Signed
8/29/2011	Underwood, Tiquan	Signed
8/29/2011	Ventrone, Ross	Signed
8/29/2011	Barnes, Tyree	Released
8/29/2011	Jenkins, Darnell	Released
8/29/2011	Katula, Matt	Released
8/29/2011	Koepllin, Chris	Released
8/29/2011	Mills, Garrett	Released
8/29/2011	Nurse, Clay	Released
8/29/2011	Sanders, James	Released
8/29/2011	Weston, Kade	Released
8/29/2011	Wetterer, Mark	Released
8/29/2011	Wilhite, Jonathan	Released
8/29/2011	Williams, Malcolm	Released
8/30/2011	Dearth, James	Signed
8/30/2011	Murrell, Marques	Released
8/30/2011	Ross, Jeremy	Released

SEPTEMBER, 2011

9/1/2011	Molden, Antwaun	Claimed off Waivers (HOU)
9/2/2011	Brown, Ricky	Released
9/2/2011	Berry, Mike	Released
9/2/2011	Butler, Carson	Released
9/2/2011	Compas, Jonathan	Released
9/2/2011	Farnham, Buddy	Released
9/2/2011	Medlin, Richard	Released
9/2/2011	Richard, Darryl	Released
9/2/2011	Woods, Corey	Released
9/3/2011	Brace, Ron	Placed on Reserve/PUP
9/3/2011	Deaderick, Brandon	Placed on Reserve/PUP
9/3/2011	Faulk, Kevin	Placed on Reserve/PUP
9/3/2011	Cannon, Marcus	Placed on Reserve/N.F.I.
9/3/2011	Ohmberger, Rich	Placed on Reserve/Injured
9/3/2011	Austin, Thomas	Released
9/3/2011	Carter, Markell	Released
9/3/2011	Cohen, Landon	Released
9/3/2011	Kettani, Eric	Released
9/3/2011	Koutouvides, Niko	Released
9/3/2011	Lavarias, Aaron	Released
9/3/2011	Meriweather, Brandon	Released
9/3/2011	Moore, Erci	Released
9/3/2011	Morris, Sammy	Released
9/3/2011	Silvestro, Alex	Released
9/3/2011	Smith, Lee	Released
9/3/2011	Tate, Brandon	Released
9/3/2011	Underwood, Tiquan	Released
9/3/2011	Ventrone, Ross	Released
9/3/2011	Yeatman, Will	Released
9/4/2011	Waters, Brian	Signed
9/4/2011	Dearth, James	Released
9/4/2011	Maneri, Steve	Released
9/4/2011	Aiken, Danny	Claimed off Waivers (BUF)



2011 Transactions

CONTINUED

SEPTEMBER 2011

9/5/2011	Carter, Markell	Signed to the Practice Squad
9/5/2011	Kettani, Eric	Signed to the Practice Squad
9/5/2011	Kopa, Matt	Signed to the Practice Squad
9/5/2011	Lavarius, Aaron	Signed to the Practice Squad
9/5/2011	McDonald, Nick	Signed to the Practice Squad
9/5/2011	Taylor, Kerry	Signed to the Practice Squad
9/5/2011	Ventrone, Ross	Signed to the Practice Squad
9/5/2011	Welch, Thomas	Signed to the Practice Squad
9/7/2011	Edds, A.J.	Claimed off Waivers (MIA)
9/7/2011	Gronkowski, Dan	Signed
9/7/2011	Butler, Darius	Released
9/7/2011	Warren, Gerard	Released
9/12/2011	Welch, Thomas	Signed from the Practice Squad
9/12/2011	Tarpinian, Jeff	Released
9/14/2011	Thomas, Donald	Signed
9/14/2011	Mills, Garrett	Signed to the Practice Squad
9/14/2011	Tarpinian, Jeff	Signed to the Practice Squad
9/14/2011	Lavarius, Aarons	Released from the Practice Squad
9/14/2011	Welch, Thomas	Released
9/15/2011	Welch Thomas	Signed to the Practice Squad
9/15/2011	McDonald, Nick	Released from the Practice Squad
9/16/2011	McDonald, Nick	Signed to the Practice Squad
9/16/2011	Taylor, Kerry	Released from the Practice Squad
9/21/2011	Adams, Phillip	Signed
9/21/2011	Cohen, Landon	Signed
9/21/2011	Koppen, Dan	Placed on Reserve/Injured (leg)
9/21/2011	Pryor, Myron	Placed on Reserve/Injured (shoulder)
9/22/2011	Tarpinian, Jeff	Signed from the Practice Squad
9/22/2011	Edds, A.J.	Released
9/22/2011	Victorian, Josh	Signed to the Practice Squad
9/23/2011	Gronkowski, Dan	Released
9/24/2011	Ventrone, Ross	Signed from the Practice Squad
9/24/2011	Edds, A.J.	Signed to the Practice Squad
9/27/2011	Cohen, Landon	Released
9/28/2011	Warren, Gerard	Signed
9/28/2011	Silvestro, Alex	Signed to the Practice Squad

OCTOBER, 2011

10/1/2011	Welch, Thomas	Signed from the Practice Squad
10/1/2011	Ventrone, Ross	Released
10/4/2011	Ventrone, Ross	Signed to the Practice Squad
10/5/2011	Moore, Sterling	Signed to the Practice Squad
10/5/2011	Victorian, Josh	Released from the Practice Squad
10/7/2011	Victorian, Josh	Signed to the Practice Squad
10/7/2011	Kettani, Eric	Released from the Practice Squad
10/8/2011	Ventrone, Ross	Signed from the Practice Squad
10/8/2011	Adams, Phillip	Released
10/10/2011	Welch, Thomas	Released
10/11/2011	Gronkowski, Dan	Signed
10/12/2011	Welch, Thomas	Signed to the Practice Squad
10/13/2011	Adams, Phillip	Signed
10/13/2011	Wright, Mike	Placed on Reserve/Injured (concussion)
10/14/2011	Harrison, Marcus	Signed
10/14/2011	Adams, Phillip	Released
10/15/2011	Moore, Sterling	Signed from the Practice Squad
10/15/2011	Harrison, Marcus	Released
10/17/2011	Moore, Sterling	Released
10/17/2011	Ventrone, Ross	Released
10/18/2011	Adams, Phillip	Signed
10/19/2011	Ventrone, Ross	Signed
10/19/2011	Moore, Sterling	Signed to the Practice Squad
10/25/2011	Williams, Malcolm	Signed to the Practice Squad
10/25/2011	Victorian, Josh	Released from the Practice Squad
10/28/2011	Bodden, Josh	Released
10/28/2011	Victorian, Josh	Signed to the Practice Squad
10/28/2011	Williams, Malcolm	Released from the Practice Squad
10/29/2011	Faulk, Kevin	Activated from the Reserve/PUP
10/29/2011	Deaderick, Brandon	Activated from the Reserve/PUP
10/29/2011	Dowling, Ras-I	Placed on Reserve/Injured (hip)

NOVEMBER, 2011

11/3/2011	Ventrone, Ross	Released
11/4/2011	Williams, Malcom	Signed to the Practice Squad
11/4/2011	Victorian, Josh	Released from the Practice Squad
11/5/2011	Brace, Ron	Activated from the Reserve/PUP
11/8/2011	Underwood, Tiquan	Signed
11/8/2011	Gronkowski, Dan	Released
11/8/2011	Haynesworth, Albert	Released
11/8/2011	Welch, Thomas	Released from the Practice Squad

NOVEMBER, 2011

11/9/2011	Barrett, Josh	Placed on Reserve/Injured (calf)
11/9/2011	Koutouvides, Niko	Signed
11/9/2011	Moore, Sterling	Signed from the Practice Squad
11/9/2011	Rivera, Mike	Signed to the Practice Squad
11/9/2011	Ventrone, Ross	Signed to the Practice Squad
11/9/2011	Victorian, Josh	Signed to the Practice Squad
11/9/2011	Williams, Malcolm	Released from the Practice Squad
11/12/2011	Ventrone, Ross	Signed from the Practice Squad
11/12/2011	Underwood, Tiquan	Released
11/15/2011	Cannon, Marcus	Activated from Reserve/NFI
11/15/2011	Williams, Malcolm	Signed to the Practice Squad
11/15/2011	Ventrone, Ross	Released
11/17/2011	Ventrone, Ross	Signed to the Practice Squad
11/17/2011	Victorian, Josh	Released from the Practice Squad
11/21/2011	Ventrone, Ross	Signed from the Practice Squad
11/24/2011	Thomas, Donald	Released
11/23/2011	Thomas, Donald	Signed
11/23/2011	Ventrone, Ross	Released
11/23/2011	Victorian, Josh	Signed to the Practice Squad
11/24/2011	Underwood, Tiquan	Signed
11/24/2011	Ventrone, Ross	Signed to the Practice Squad
11/24/2011	Victorian, Josh	Released from the Practice Squad
11/24/2011	Tarpinian, Jeff	Placed on Reserve/Injured (head)



UNOFFICIAL DEPTH CHART

Unofficial depth chart compiled by Patriots media relations, November 29, 2011

OFFENSE

WR:	83 Wes Welker	11 Julian Edelman	18 Matthew Slater	10 Tiquan Underwood
LT:	72 Matt Light	<u>77 Nate Solder</u>		
LG:	70 Logan Mankins	54 Brian Waters		
C:	63 Dan Connolly	62 Ryan Wendell		
RG:	54 Brian Waters	64 Donald Thomas		
RT:	76 Sebastian Vollmer	<u>77 Nate Solder</u>	<u>61 Marcus Cannon</u>	
TE:	87 Rob Gronkowski	81 Aaron Hernandez		
WR:	84 Deion Branch	85 Chad Ochocinco	17 Taylor Price	
QB:	12 Tom Brady	8 Brian Hoyer	<u>15 Ryan Mallett</u>	
RB:	39 Danny Woodhead	<u>22 Stevan Ridley</u>	33 Kevin Faulk	
RB:	42 BenJarvus Green-Ellis	<u>34 Shane Vereen</u>		

DEFENSE

LE:	94 Shaun Ellis	98 Gerard Warren		
DT	75 Vince Wilfork	97 Ron Brace		
DT	74 Kyle Love	97 Ron Brace		
RE:	93 Andre Carter	95 Mark Anderson	71 Brandon Deaderick	
LB:	50 Rob Ninkovich	52 Dane Fletcher		
LB:	51 Jerod Mayo	59 Gary Guyton	58 Tracy White	
LB:	55 Brandon Spikes	96 Jermaine Cunningham	90 Niko Koutouvides	
LCB:	32 Devin McCourty	27 Antwaun Molden		
RCB:	24 Kyle Arrington	26 Phillip Adams		
S:	44 James Ihedigbo	31 Sergio Brown		
S:	25 Patrick Chung	<u>29 Sterling Moore</u>		

SPECIAL TEAMS

K:	3 Stephen Gostkowski		
P:	14 Zoltan Mesko		
H:	14 Zoltan Mesko	8 Brian Hoyer	
PR:	11 Julian Edelman		
KR:	18 Matthew Slater	11 Julian Edelman	
LS:	<u>48 Danny Aiken</u>		

PRONUNCIATION GUIDE

Brandon Deaderick	DEAD-er-rick	Zoltan Mesko	ZOLE-tahn
Stephen Gostkowski	gust-OW-ski	Stevan Ridley	STEE-ven
James Ihedigbo	ee-HEAD-dee-bow	Nate Solder	SOLD-er
Niko Koutouvides	Nee-koh KOO-tah-VEE-dees	Tiquan Underwood	tie-KWAN
Jerod Mayo	je-ROD	Shane Vereen	vuh-REEN