KANSAS CITY CHIEFS / WEEK 17 / THROUGH SUNDAY, DECEMBER 30, 2018

WON 12, LOST 4

09/09	W 38-28	at L.A. Chargers	25,351
09/16	W 42-37	at Pittsburgh	63,956
09/23	W 38-27	San Francisco	76,023
10/01	W 27-23	at Denver	76,656
10/07	W 30-14	Jacksonville	75,289
10/14	L 40-43	at New England	65,878
10/21	W 45-10	Cincinnati	75,676
10/28	W 30-23	Denver	77,103
11/04	W 37-21	at Cleveland	67,431
11/11	W 26-14	Arizona	76,712
11/19	L 51-54	at L.A. Rams	77,002
12/02	W 40-33	at Oakland	54,255
12/09	W 27-24 OT	Baltimore	74,336
12/13	L 28-29	L.A. Chargers	75,091
12/23	L 31-38	at Seattle	69,067
12/30	W 35- 3	Oakland	77,550

	K.C.	Opp.
TOTAL FIRST DOWNS	384	419
Rushing	108	129
Passing	239	247
Penalty	37	43
3rd Down: Made/Att	83/176	80/193
3rd Down Pct.	47.2	41.5
4th Down: Made/Att	12/15	18/27
4th Down Pct.	80.0	66.7
POSSESSION AVG.	28:56	31:04
TOTAL NET YARDS	6810	6488
Avg. Per Game	425.6	405.5
Total Plays	996	1109
Avg. Per Play	6.8	5.9
NET YARDS RUSHING	1855	2114
Avg. Per Game	115.9	132.1
Total Rushes	387	425
NET YARDS PASSING	4955	4374
Avg. Per Game	309.7	273.4
Sacked/Yards Lost	26/171	52/347
Gross Yards	5126	4721
Att./Completions	583/385	632/406
Completion Pct.	66.0	64.2
Had Intercepted	12	15
PUNTS/AVERAGE	45/44.9	52/43.8
NET PUNTING AVG.	45/40.5	52/36.9
PENALTIES/YARDS	137/1152	107/881
FUMBLES/BALL LOST	18/6	29/12
TOUCHDOWNS	71	51
Rushing	16	19
Passing	50	30
Returns	5	2

* SCORE BY PERIODS	Q1	Q2	Q3	Q4	OT	PTS
TEAM	147	150	134	131	3	565
OPPONENTS	56	131	98	136	0	421

* SCORING	TD	Ru	Pa	Rt	K-PAT	FG	S	PTS
Butker	0	0	0	0	65/69	24/27	0	137
Hill	14	1	12	1			0	84
Hunt	14	7	7	0			0	84
Kelce	10	0	10	0			0	60
Dam. Williams	6	4	2	0			0	36
Conley	5	0	5	0			0	30
Robinson	4	0	4	0			0	24
Harris	3	0	3	0			0	18
Watkins	3	0	3	0			0	18
Mahomes	2	2	0	0			0	14
Ware	2	2	0	0			0	12
Bailey	1	0	0	1			0	6
Benjamin LG	1	0	1	0			0	6
Jones	1	0	0	1			0	6
Parker	1	0	0	1			0	6
Sherman	1	0	1	0			0	6
Sorensen	1	0	0	1			0	6
Thomas	1	0	1	0			0	6
West	1	0	1	0			0	6
Dar. Williams	1	0	1	0			0	6
TEAM	71	16	50	5	65/69	24/27	0	565
OPPONENTS	51	19	30	2	37/40	22/26	1	421

2-Pt Conv: Mahomes, TM 1-2, OPP 5-11

* RUSHING	No.	Yds	Avg	Long	TD
Hunt	181	824	4.6	45	7
Mahomes	60	272	4.5	28	2
Dam. Williams	50	256	5.1	25	4
Ware	51	246	4.8	34	2
Hill	22	151	6.9	33	1
Watkins	5	52	10.4	31	0
Dar. Williams	13	44	3.4	8	0
Thomas	1	6	6.0	6	0
Henne	1	3	3.0	3	0
Sherman	1	2	2.0	2	0
West	2	-1	-.5	1	0
TEAM	387	1855	4.8	45	16
OPPONENTS	425	2114	5.0	30	19

* RECEIVING	No.	Yds	Avg	Long	TD
Kelce	103	1336	13.0	43	10
Hill	87	1479	17.0	75t	12
Watkins	40	519	13.0	50	3
Conley	32	334	10.4	27	5
Hunt	26	378	14.5	67t	7
Benjamin LG	25	380	15.2	40	1
Benjamin TM	2	26	13.0	17	0
Dam. Williams	23	160	7.0	32	2
Robinson	22	288	13.1	89t	4
Ware	20	224	11.2	31	0
Harris	12	164	13.7	35	3
Sherman	8	96	12.0	36t	1
Thomas	3	29	9.7	15	1
Dar. Williams	3	27	9.0	11t	1
West	2	37	18.5	25t	1
Dieter	1	22	22.0	22	0
Kemp	1	7	7.0	7	0
TEAM	385	5126	13.3	89t	50
OPPONENTS	406	4721	11.6	49	30

* INTERCEPTIONS	No.	Yds	Avg	Long	TD
Nelson	4	53	13.3	35	0
Parker	2	33	16.5	33t	1
Fuller	2	0	0.0	0	0
Ragland	1	67	67.0	67	0
Sorensen	1	54	54.0	54t	1
Lucas	1	49	49.0	49	0
Jones	1	20	20.0	20t	1
Houston	1	4	4.0	4	0
E. Murray	1	0	0.0	0	0
Scandrick	1	0	0.0	0	0
TEAM	15	280	18.7	67	3
OPPONENTS	12	109	9.1	27	1

* PUNTING	No.	Yds	Avg	Net	TB	In	Lg	B
Colquitt	45	2021	44.9	40.5	5	21	67	0
TEAM	45	2021	44.9	40.5	5	21	67	0
OPPONENTS	52	2278	43.8	36.9	5	20	68	1

* PUNT RETURNS	Ret	FC	Yds	Avg	Long	TD
Hill	20	3	213	10.7	91t	1
Robinson	1	0	0	0.0	0	0
Thomas	1	0	48	48.0	48	0
TEAM	22	3	261	11.9	91t	1
OPPONENTS	17	12	97	5.7	55	0

* KICKOFF RETURNS	No.	Yds	Avg	Long	TD
Tr. Smith	33	886	26.8	97	0
Thomas	3	58	19.3	26	0
Conley	1	5	5.0	5	0
Harris	1	11	11.0	11	0
Sherman	1	5	5.0	5	0
Ware	1	10	10.0	10	0
TEAM	40	975	24.4	97	0
OPPONENTS	36	809	22.5	36	0

* FIELD GOALS	1-19	20-29	30-39	40-49	50+
Butker	0/ 0	9/ 9	7/ 7	6/ 7	2/ 4
TEAM	0/ 0	9/ 9	7/ 7	6/ 7	2/ 4
OPPONENTS	0/ 0	5/ 5	8/ 9	5/ 7	4/ 5

Butker: (46G) () (37G) (33G,21G) (22G,42G,38G) (42G, 43G,24G,30G) (53N,26G) (24G) (39G) (45G,46G) (21G) (29G,50G) (51N,24G,43N,35G) () (54G,29G,32G) ()

OPP: (45G,39G,48N) (49N) (39G,35G) (42G,34G,46G) () (48G,24G,39G,50G,28G) (33G) (55N,36G) (51G) () (23G, 33G) (50G,44G) (28G) () (36N,28G) (50G)

SACKS: Jones 15.5, Ford 13, Houston 9, Bailey 6, X. Williams 2.5, Speaks 1.5, Lucas 1, Parker 1, Te. Smith 1, Watts 1, Ragland 0.5, TM 52, OPP 26 FUM/LOST: Mahomes 9/2, Conley 2/2, Kelce 2/1, Tr. Smith 2/0, Thomas 1/0, Watkins 1/0, Dam. Williams 1/1

* PASSING	Att	Cmp	Yds	Cmp%	Yds/Att	TD	TD%	Int	Int%	Long	Sack/Lost	Rating
Mahomes	580	383	5097	66.0	8.79	50	8.6	12	2.1	89t	26/ 171	113.8
Henne	3	2	29	66.7	9.67	0	0.0	0	0.0	22	0/ 0	97.9
TEAM	583	385	5126	66.0	8.79	50	8.6	12	2.1	89t	26/ 171	113.8
OPPONENTS	632	406	4721	64.2	7.47	30	4.7	15	2.4	49	52/ 347	92.7

2018 REGULAR SEASON KANSAS CITY CHIEFS DEFENSIVE STATS (THROUGH WEEK 17)

POS.	PLAYER	SOLO	ASST.	TOTAL	TFL	SACKS/YDS.	PR	FR	FF	INT./YDS.	PD
LB	Hitchens, Anthony	81	54	135	7	0.0/0	1	0	1	0/0	0
LB	Ragland, Reggie	46	40	86	2	0.5/4	1	0	0	1/67	1
DB	Fuller, Kendall	64	18	82	1	0.0/0	0	0	1	2/0	12
DB	Parker, Ron	64	13	77	1	1.0/6	1	0	0	2/33	5
DB	Nelson, Steven	58	10	68	2	0.0/0	0	0	0	4/53	15
DE	Ford, Dee	42	13	55	13	13.0/72	29	0	7	0/0	0
DB	Murray, Eric	43	12	55	1	0.0/0	1	0	0	1/0	2
DT	Williams, Xavier	25	22	47	2	2.5/17	4	0	1	0/0	0
CB	Scandrick, Orlando	38	6	44	0	0.0/0	0	0	1	1/0	13
DT	Jones, Chris	35	5	40	19	15.5/122	29	0	2	1/20	5
DE	Bailey, Allen	27	11	38	5	6.0/32	10	4	2	0/0	0
LB	Houston, Justin	28	9	37	8	9.0/57	12	3	5	1/4	1
DL	Nnadi, Derrick	17	18	35	0	0.0/0	0	0	0	0/0	0
LB	O'Daniel, Dorian	18	11	29	2	0.0/0	1	1	0	0/0	1
DB	Lucas, Jordan	19	9	28	1	1.0/9	2	0	0	1/49	2
DB	Sorensen, Daniel	14	12	26	0	0.0/0	1	1	0	1/54	2
LB	Speaks, Breeland	15	9	24	3	1.5/15	8	2	1	0/0	0
LB	Smith, Terrance	13	8	21	1	1.0/5	1	0	0	0/0	0
DB	Ward, Charvarius	17	1	18	0	0.0/0	0	0	0	0/0	3
S	Berry, Eric	8	3	11	0	0.0/0	0	0	0	0/0	0
LB	Niemann, Ben	5	3	8	0	0.0/0	0	0	0	0/0	0
DE	Jenkins, Jarvis	4	2	6	0	0.0/0	0	0	0	0/0	0
DE	Kpassagnon, Tanoh	3	1	4	1	0.0/0	1	0	0	0/0	0
DB	Shaw, Josh	3	0	3	0	0.0/0	0	0	0	0/0	0
DB	Watts, Armani	1	1	2	1	1.0/10	2	0	0	0/0	1
DB	Smith, Tremon	1	0	1	0	0.0/0	0	0	0	0/0	1
	TOTALS	**689**	**291**	**980**	**70**	**52.0/349**	**104**	**11**	**21**	**15/280**	**64**

2018 REGULAR SEASON CHIEFS SPECIAL TEAMS STATS

POS.	PLAYER	TKIS.	ASST.	TOTAL
DB	Ward, Charvarius	9	3	12
WR	Kemp, Marcus	5	1	6
LB	O'Daniel, Dorian	3	2	5
DB	Lucas, Jordan	3	1	4
FB	Sherman, Anthony	2	2	4
DB	Smith, Tremon	3	1	4
WR	Thomas, De'Anthony	4	0	4
RB	Williams, Damien	4	0	4
DB	Watts, Armani	2	1	3
K	Butker, Harrison	1	1	2
TE	Harris, Demetrius	1	1	2
LB	Niemann, Ben	2	0	2
RB	West, Charcandrick	2	0	2
OLB	Zombo, Frank	2	0	2
WR	Dieter, Gehrig	1	0	1
WR	Robinson, Demarcus	1	0	1
DB	Shaw, Josh	0	1	1
LB	Smith, Terrance	0	1	1
RB	Williams, Darrel	1	0	1
LS	Winchester, James	1	0	1
	TOTALS	**47**	**15**	**62**

DEFENSIVE SCORES

INT (3) (1:56) (Shotgun) B.Bortles pass short right intended for T.Yeldon INTERCEPTED by C.Jones at JAX 20. C.Jones for 20 yards. PENALTY on JAX-J.Parnell, Face Mask (15 Yards), 15 yards, enforced between downs. **vs. JAX (10/07/18)**

(11:19) A.Dalton pass short left intended for A.Green INTERCEPTED by R.Parker at CIN 33. R.Parker for 33 yards. **vs. CIN (10/21/18)**

(5:54) (Shotgun) D.Carr pass short right intended for J.Cook INTERCEPTED by D.Sorensen at KC 46. D.Sorensen for 54 yards. **vs. OAK (12/30/18)**

FR (1) (11:16) (Shotgun) J.Goff sacked at LA 4 for -10 yards (J.Houston). FUMBLES (J.Houston), RECOVERED by KC-A.Bailey at LA 2. A.Bailey for 2 yards. **@ LAR (11/19/18)**

Safety (0)

SPECIAL TEAMS BIG PLAYS

FR (1) (10:35) D.Colquitt punts 59 yards to LAC 14, Center-J.Winchester. J.Jones MUFFS catch, and recovers at LAC 6. J.Jones to LAC 6 for no gain (D.Thomas). FUMBLES (D.Thomas), RECOVERED by KC-J.Winchester at LAC 2. **@ LAC (09/09/18)**

TD (1) (13:24) D.Kaser punts 57 yards to KC 9, Center-M.Windt. T.Hill for 91 yards. **@ LAC (09/09/18)**

Regular Season defensive and special teams statistics are based on press box statistics.

KANSAS CITY CHIEFS / WEEK 22 / THROUGH SUNDAY, FEBRUARY 3, 2019 / POSTSEASON

WON 1, LOST 1

01/12 W 31-13	Indianapolis	76,765
01/20 L 31-37 OT	New England	77,034

	K.C.	Opp.
TOTAL FIRST DOWNS	47	51
Rushing	15	19
Passing	25	30
Penalty	7	2
3rd Down: Made/Att	8/23	13/28
3rd Down Pct.	34.8	46.4
4th Down: Made/Att	3/4	2/3
4th Down Pct.	75.0	66.7
POSSESSION AVG.	29:10	30:50
TOTAL NET YARDS	723	790
Avg. Per Game	361.5	395.0
Total Plays	125	147
Avg. Per Play	5.8	5.4
NET YARDS RUSHING	221	263
Avg. Per Game	110.5	131.5
Total Rushes	45	62
NET YARDS PASSING	502	527
Avg. Per Game	251.0	263.5
Sacked/Yards Lost	8/71	3/24
Gross Yards	573	551
Att./Completions	72/43	82/49
Completion Pct.	59.7	59.8
Had Intercepted	0	2
PUNTS/AVERAGE	9/36.3	9/45.9
NET PUNTING AVG.	9/32.1	9/44.2
PENALTIES/YARDS	10/82	16/131
FUMBLES/BALL LOST	4/1	1/1
TOUCHDOWNS	8	7
Rushing	5	4
Passing	3	2
Returns	0	1

* SCORE BY PERIODS	Q1	Q2	Q3	Q4	OT	PTS
TEAM	14	10	7	31	0	62
OPPONENTS	7	14	3	20	6	50

* SCORING	TD	Ru	Pa	Rt	K-PAT	FG	S	PTS
Dam. Williams	4	2	2	0			0	24
Butker	0	0	0	0	8/ 8	2/ 2	0	14
Hill	1	1	0	0			0	6
Kelce	1	0	1	0			0	6
Mahomes	1	1	0	0			0	6
Dar. Williams	1	1	0	0			0	6
TEAM	8	5	3	0	8/ 8	2/ 2	0	62
OPPONENTS	7	4	2	1	5/ 6	1/ 2	0	50

2-Pt Conv: TM 0-0, OPP 0-0
SACKS: Houston 2, Ford 1, TM 3, OPP 8
FUM/LOST: Mahomes 2/0, Hill 1/0,
Watkins 1/1

* RUSHING	No.	Yds	Avg	Long	TD
Dam. Williams	35	159	4.5	24	2
Hill	1	36	36.0	36t	1
Mahomes	5	19	3.8	9	1
Dar. Williams	3	9	3.0	6t	1
Watkins	1	-2	-2.0	-2	0
TEAM	45	221	4.9	36t	5
OPPONENTS	62	263	4.2	20	4

* RECEIVING	No.	Yds	Avg	Long	TD
Watkins	10	176	17.6	54	0
Kelce	10	131	13.1	30	1
Dam. Williams	10	91	9.1	33	2
Hill	9	114	12.7	42	0
Robinson	1	27	27.0	27	0
Ware	1	21	21.0	21	0
Dieter	1	11	11.0	11	0
Harris	1	2	2.0	2	0
TEAM	43	573	13.3	54	3
OPPONENTS	49	551	11.2	30	2

* INTERCEPTIONS	No.	Yds	Avg	Long	TD
Sorensen	1	24	24.0	24	0
Ragland	1	0	0.0	0	0
TEAM	2	24	12.0	24	0
OPPONENTS	0	0	---	---	0

* PUNTING	No.	Yds	Avg	Net	TB	In	Lg	B
Colquitt	8	327	40.9	32.1	0	3	59	1
TEAM	9	327	36.3	32.1	0	3	59	1
OPPONENTS	9	413	45.9	44.2	1	4	57	0

* PUNT RETURNS	Ret	FC	Yds	Avg	Long	TD
Hill	6	2	-5	-.8	4	0
TEAM	6	2	-5	-.8	4	0
OPPONENTS	3	3	38	12.7	14	0

* KICKOFF RETURNS	No.	Yds	Avg	Long	TD
Tr. Smith	6	138	23.0	29	0
Harris	1	17	17.0	17	0
TEAM	7	155	22.1	29	0
OPPONENTS	8	162	20.3	38	0

* FIELD GOALS	1-19	20-29	30-39	40-49	50+
Butker	0/ 0	0/ 0	2/ 2	0/ 0	0/ 0
TEAM	0/ 0	0/ 0	2/ 2	0/ 0	0/ 0
OPPONENTS	0/ 0	0/ 1	0/ 0	1/ 1	0/ 0

Butker: (39G)(39G)
TM: (39G)(39G)
OPP: (23N)(47G)

* PASSING	Att	Cmp	Yds	Cmp%	Yds/Att	TD	TD%	Int	Int%	Long	Sack/Lost	Rating
Mahomes	72	43	573	59.7	7.96	3	4.2	0	0.0	54	8/ 71	98.9
TEAM	72	43	573	59.7	7.96	3	4.2	0	0.0	54	8/ 71	98.9
OPPONENTS	82	49	551	59.8	6.72	2	2.4	2	2.4	30	3/ 24	77.8

DEFENSIVE STATS

2018 POSTSEASON KANSAS CITY CHIEFS DEFENSIVE STATS (THROUGH WEEK 3)

POS.	PLAYER	SOLO	ASST.	TOTAL	TFL	SACKS/YDS.	PR	FR	FF	INT./YDS.	PD
LB	Hitchens, Anthony	11	10	21	0	0.0/0	0	0	0	0/0	0
S	Sorensen, Daniel	12	5	17	0	0.0/0	0	0	0	1/24	1
LB	Ragland, Reggie	9	5	14	0	0.0/0	0	0	0	1/0	1
CB	Fuller, Kendall	9	4	13	0	0.0/0	0	0	0	0/0	1
CB	Ward, Charvarius	6	5	11	0	0.0/0	0	0	0	0/0	4
DT	Williams, Xavier	4	5	9	0	0.0/0	0	0	0	0/0	0
DT	Nnadi, Derrick	1	7	8	1	0.0/0	1	0	0	0/0	0
DB	Murray, Eric	5	2	7	0	0.0/0	0	0	0	0/0	0
S	Berry, Eric	5	1	6	0	0.0/0	0	0	0	0/0	0
S	Lucas, Jordan	2	4	6	0	0.0/0	0	0	0	0/0	1
DL	Bailey, Allen	1	4	5	0	0.0/0	0	0	0	0/0	0
CB	Nelson, Steven	5	0	5	0	0.0/0	0	0	0	0/0	2
LB	Ford, Dee	4	0	4	1	1.0/9	2	0	1	0/0	0
LB	Houston, Justin	4	0	4	2	2.0/15	2	1	0	0/0	1
LB	Speaks, Breeland	0	2	2	0	0.0/0	0	0	0	0/0	0
DT	Hamilton, Justin	0	1	1	0	0.0/0	0	0	0	0/0	0
CB	Smith, Tremon	1	0	1	0	0.0/0	0	0	0	0/0	0
DL	Jones, Chris	0	0	0	0	0.0/0	1	0	0	0/0	4
	TOTALS	**79**	**55**	**134**	**4**	**3.0/24**	**6**	**1**	**1**	**2/24**	**15**

2018 POSTSEASON CHIEFS SPECIAL TEAMS STATS

POS.	PLAYER	TKIS.	ASST.	TOTAL
DB	Murray, Eric	2	1	3
LB	Niemann, Ben	1	1	2
RB	Williams, Darrel	2	0	2
WR	Dieter, Gehrig	0	1	1
FB	Sherman, Anthony	1	0	1
RB	West, Charcandrick	1	0	1
LB	Zombo, Frank	1	0	1
	TOTALS	**8**	**3**	**11**

DEFENSIVE SCORES

INT (0)
FR (0)
Safety (0)

SPECIAL TEAMS BIG PLAYS

FR (0)

Postseason defensive and special teams statistics are based on press box statistics.

GAME 1
Chiefs 38, Chargers 28
September 9, 2018 • StubHub Center • 25,351

Kansas City Chiefs ..... **14 3 14 7 — 38**
Los Angeles Chargers ..... **6 6 0 16 — 28**

KC — T.Hill 91 yd. punt return (H.Butker kick)
LAC — C.Sturgis 45 yd. Field Goal (8-48, 3:43)
KC — T.Hill 58 yd. pass from P.Mahomes (H.Butker kick) (5-75, 2:41)
LAC — C.Sturgis 39 yd. Field Goal (6-39, 3:41)
LAC — A.Ekeler 13 yd. pass from P.Rivers (pass failed) (12-96, 6:11)
KC — H.Butker 46 yd. Field Goal (11-47, 5:47)
KC — D.Thomas 1 yd. pass from P.Mahomes (H.Butker kick) (11-75, 5:35)
KC — A.Sherman 36 yd. pass from P.Mahomes (H.Butker kick) (6-86, 3:28)
LAC — K.Allen 20 yd. pass from P.Rivers (P.Rivers-A.Gates pass) (9-91, 3:44)
KC — T.Hill 1 yd. pass from P.Mahomes (H.Butker kick) (3-2, 0:40)
LAC — Ty.Williams 4 yd. pass from P.Rivers (M.Gordon run) (10-75, 4:41)

TEAM STATISTICS	CHIEFS	CHARGERS
First Downs	19	33
Total Net Yards	362	541
Rushes/Net Yards	27/106	22/123
Net Passing	256	418
Pass Attempts/Completions	27/15	51/34
Had Intercepted	0	1
Sacked/Yards Lost	1/0	1/6
Punts/Average	5/51.2	3/48.0
Penalties/Yards	6/50	7/45
Fumbles/Lost	0/0	2/1
Possession Time	25:34	34:26

RUSHING
KC — K. Hunt 16-49; S. Ware 3-32; P. Mahomes 5-21; T. Hill 2-4; D. Williams 1-(0)
LAC — M. Gordon III 15-64; A. Ekeler 5-39; T. Benjamin 1-19; D. Watt 1-1

RECEIVING
KC — T. Hill 7-169, 2 TDs; A. Sherman 1-36, TD; S. Watkins 3-21; C. Conley 1-15; S. Ware 1-8; T. Kelce 1-6; D. Thomas 1-1, TD
LAC — K. Allen 8-108, TD; M. Gordon III 9-102; A. Ekeler 5-87, TD; M. Williams 5-81; V. Green 2-21; A. Gates 2-16; T. Williams 2-8, TD; T. Benjamin 1-1

PASSING
KC — P. Mahomes 27-15-256, 4 TDs, 0 INT
LAC — P. Rivers 51-34-424, 3 TDs, 1 INT

INTERCEPTIONS
KC — R. Parker 1
LAC — None

SACKS
KC — D. Ford 1.0
LAC — D. James 1.0

FIELD GOALS
KC — H. Butker(46)
LAC — C. Sturgis(45) (39) 48WL

GAME 2
Chiefs 42, Steelers 37
September 16, 2018 • Heinz Field • 63,956

Kansas City Chiefs ..... **21 0 14 7 — 42**
Pittsburgh Steelers ..... **0 21 7 9 — 37**

KC — C.Conley 15 yd. pass from P.Mahomes (H.Butker kick) (2-10, 1:03)
KC — T.Kelce 19 yd. pass from P.Mahomes (H.Butker kick) (5-71, 2:32)
KC — K.Hunt 5 yd. pass from P.Mahomes (H.Butker kick) (6-61, 2:40)
PIT — J.James 26 yd. pass from B.Roethlisberger (C.Boswell kick) (6-81, 3:04)
PIT — J.Smith-Schuster 2 yd. pass from B.Roethlisberger (kick failed, wr) (11-85, 5:41)
PIT — J.Washington 14 yd. pass from B.Roethlisberger (B.Roethlisberger-J.Conner pass) (10-90, 2:48)
KC — T.Kelce 25 yd. pass from P.Mahomes (H.Butker kick) (5-75, 2:18)
PIT — J.Conner 1 yd. run (C.Boswell kick) (11-75, 5:30)
KC — D.Robinson 3 yd. pass from P.Mahomes (H.Butker kick) (7-75, 3:57)
KC — T.Hill 29 yd. pass from P.Mahomes (H.Butker kick) (5-65, 3:04)
PIT — K.Hunt tackled in end zone by A.Burns, M.Burnett for a Safety
PIT — B.Roethlisberger 3 yd. run (C.Boswell kick) (9-66, 3:04)

TEAM STATISTICS	CHIEFS	STEELERS
First Downs	24	33
Total Net Yards	449	475
Rushes/Net Yards	25/127	13/33
Net Passing	322	442
Pass Attempts/Completions	28/23	60/39
Had Intercepted	0	0
Sacked/Yards Lost	1/4	1/10
Punts/Average	2/50.0	5/45.2
Penalties/Yards	12/76	12/90
Fumbles/Lost	3/1	1/0
Possession Time	27:49	32:11

RUSHING
KC — K. Hunt 18-75; S. Watkins 1-31; P. Mahomes 5-18; S. Ware 1-3
PIT — J. Conner 8-17, TD; B. Roethlisberger 2-9, TD; R. Switzer 2-5; S. Ridley 1-2

RECEIVING
KC — T. Kelce 7-109, 2 TDs; S. Watkins 6-100; T. Hill 5-90, TD; C. Conley 2-17, TD; K. Hunt 1-5, TD; D. Robinson 1-3, TD; D. Williams 1-2
PIT — J. James 5-138, TD; J. Smith-Schuster 13-121, TD; A. Brown 9-67; J. Conner 5-48; V. McDonald 3-26; R. Nix 1-19; R. Switzer 1-14; J. Washington 1-14, TD; S. Ridley 1-5

PASSING
KC — P. Mahomes 28-23-326, 6 TDs, 0 INT
PIT — B. Roethlisberger 60-39-452, 3 TDs, 0 INT

INTERCEPTIONS
KC — None
PIT — None

SACKS
KC — A. Bailey 1.0
PIT — D. McCullers 1.0

FIELD GOALS
KC — None
PIT — C. Boswell49WL

GAME 3
Chiefs 38, 49ers 27
September 23, 2018 • Arrowhead Stadium • 76,023

San Francisco 49ers	**0**	**10**	**14**	**3**	**— 27**
Kansas City Chiefs	**14**	**21**	**0**	**3**	**— 38**

KC — K.Hunt 1 yd. run (H.Butker kick) (11-57, 4:55)
KC — K.Hunt 1 yd. run (H.Butker kick) (8-84, 3:26)
SF — K.Juszczyk 35 yd. pass from J.Garoppolo (R.Gould kick) (8-75, 5:28)
KC — C.Conley 4 yd. pass from P.Mahomes (H.Butker kick) (5-75, 2:58)
KC — D.Harris 13 yd. pass from P.Mahomes (H.Butker kick) (8-72, 3:35)
KC — S.Watkins 12 yd. pass from P.Mahomes (H.Butker kick) (9-68, 1:26)
SF — R.Gould 39 yd. Field Goal (6-54, 0:34)
SF — M.Goodwin 11 yd. pass from J.Garoppolo (kick failed, hlu) (7-87, 2:37)
SF — A.Morris 3 yd. run (J.Garoppolo-G.Kittle pass) (11-77, 5:12)
KC — H.Butker 37 yd. Field Goal (9-56, 3:56)
SF — R.Gould 35 yd. Field Goal (17-58, 8:30)

TEAM STATISTICS	49ERS	CHIEFS
First Downs	26	31
Total Net Yards	406	384
Rushes/Net Yards	29/178	28/77
Net Passing	228	307
Pass Attempts/Completions	30/20	38/24
Had Intercepted	0	0
Sacked/Yards Lost	4/23	2/7
Punts/Average	4/37.0	2/43.5
Penalties/Yards	14/147	6/48
Fumbles/Lost	3/0	2/0
Possession Time	29:59	30:01

RUSHING
KC — K. Hunt 18-44, 2 TDs; S. Watkins 2-20; P. Mahomes 5-7; T. Hill 2-5; S. Ware 1-1
SF — M. Breida 10-90; A. Morris 14-67, TD; J. Garoppolo 3-23; R. Mostert 1-(0); M. Goodwin 1-(-2)

RECEIVING
KC — T. Kelce 8-114; S. Watkins 5-55, TD; T. Hill 2-51; S. Ware 2-29; D. Williams 2-16; A. Sherman 1-16; C. Conley 2-13, TD; D. Harris 1-13, TD; M. Kemp 1-7
SF — G. Kittle 5-79; K. Juszczyk 2-38, TD; M. Goodwin 3-30, TD; M. Breida 3-27; K. Bourne 1-27; T. Taylor 3-24; P. Garçon 1-11; R. Mostert 1-8; G. Celek 1-7

PASSING
KC — P. Mahomes 38-24-314, 3 TDs, 0 INT
SF — J. Garoppolo 30-20-251, 2 TDs, 0 INT

INTERCEPTIONS
KC — None
SF — None

SACKS
KC — J. Houston 2.0; A. Bailey 1.0; D. Ford 1.0
SF — A. Armstead 1.0; A. Exum Jr. 1.0

FIELD GOALS
KC — H. Butker(37)
SF — R. Gould(39) (35)

GAME 4
Chiefs 27, Broncos 23
October 1, 2018 • Broncos Stadium at Mile High • 76,656

Kansas City Chiefs	**3**	**7**	**3**	**14**	**— 27**
Denver Broncos	**3**	**10**	**7**	**3**	**— 23**

DEN — B.McManus 42 yd. Field Goal (7-51, 3:27)
KC — H.Butker 33 yd. Field Goal (10-60, 5:30)
KC — P.Mahomes 8 yd. run (H.Butker kick) (12-89, 5:39)
DEN — R.Freeman 14 yd. run (B.McManus kick) (5-78, 2:56)
DEN — B.McManus 34 yd. Field Goal (12-60, 2:17)
KC — H.Butker 21 yd. Field Goal (12-72, 5:28)
DEN — P.Lindsay 1 yd. run (B.McManus kick) (9-80, 4:33)
DEN — B.McManus 46 yd. Field Goal (6-48, 2:43)
KC — T.Kelce 2 yd. pass from P.Mahomes (H.Butker kick) (12-75, 6:20)
KC — K.Hunt 4 yd. run (H.Butker kick) (8-60, 2:56)

TEAM STATISTICS	CHIEFS	BRONCOS
First Downs	22	21
Total Net Yards	446	385
Rushes/Net Yards	26/142	22/159
Net Passing	304	226
Pass Attempts/Completions	45/28	33/21
Had Intercepted	0	1
Sacked/Yards Lost	1/0	4/19
Punts/Average	4/42.0	3/41.0
Penalties/Yards	10/93	3/25
Fumbles/Lost	1/0	0/0
Possession Time	35:02	24:58

RUSHING
KC — K. Hunt 19-121, TD; P. Mahomes 3-7, TD; S. Ware 2-6; D. Thomas 1-6; T. Hill 1-2
DEN — P. Lindsay 12-69, TD; R. Freeman 8-67, TD; E. Sanders 1-18; D. Booker 1-5

RECEIVING
KC — T. Kelce 7-78, TD; D. Harris 2-59; T. Hill 9-54; K. Hunt 3-54; D. Robinson 2-31; D. Thomas 1-15; C. Conley 4-13
DEN — J. Heuerman 4-57; C. Sutton 3-51; E. Sanders 5-45; A. Janovich 1-32; D. Thomas 4-24; M. LaCosse 1-17; P. Lindsay 2-10; D. Booker 1-9

PASSING
KC — P. Mahomes 45-28-304, TD, 0 INT
DEN — C. Keenum 33-21-245, 0 TDs, 1 INT

INTERCEPTIONS
KC — E. Murray 1
DEN — None

SACKS
KC — A. Bailey 1.0; D. Ford 1.0; J. Houston 1.0; A. Watts 1.0
DEN — T. Davis 0.5; Z. Kerr 0.5

FIELD GOALS
KC — H. Butker(33) (21)
DEN — B. McManus(42) (34) (46)

GAME 5
Chiefs 30, Jaguars 14
October 7, 2018 • Arrowhead Stadium • 75,289

Jacksonville Jaguars	**0**	**0**	**7**	**7**	**— 14**
Kansas City Chiefs	**7**	**13**	**3**	**7**	**— 30**

KC — P.Mahomes 4 yd. run (H.Butker kick) (10-73, 5:23)
KC — H.Butker 22 yd. Field Goal (14-82, 5:51)
KC — H.Butker 42 yd. Field Goal (6-27, 2:19)
KC — C.Jones 20 yd. interception return (H.Butker kick)
KC — H.Butker 38 yd. Field Goal (12-78, 5:36)
JAX — T.Yeldon 14 yd. pass from B.Bortles (J.Lambo kick) (6-75, 2:17)
KC — K.Hunt 4 yd. run (H.Butker kick) (6-79, 3:13)
JAX — B.Bortles 21 yd. run (J.Lambo kick) (14-58, 4:02)

TEAM STATISTICS	JAGUARS	CHIEFS
First Downs	29	26
Total Net Yards	502	424
Rushes/Net Yards	17/101	30/126
Net Passing	401	298
Pass Attempts/Completions	61/33	38/22
Had Intercepted	4	2
Sacked/Yards Lost	5/29	1/15
Punts/Average	3/36.0	2/58.0
Penalties/Yards	5/45	11/105
Fumbles/Lost	1/1	0/0
Possession Time	27:17	32:43

RUSHING
KC — K. Hunt 22-87, TD; T. Hill 2-26; P. Mahomes 4-13, TD; S. Ware 1-(0); D. Williams 1-(0)
JAX — T. Yeldon 10-53; B. Bortles 4-34, TD; C. Grant 1-8; B. Wilds 2-6

RECEIVING
KC — T. Kelce 5-100; S. Watkins 6-78; T. Hill 4-61; C. Conley 2-21; A. Sherman 1-15; D. Thomas 1-13; S. Ware 1-13; K. Hunt 1-7; D. Harris 1-5
JAX — D. Moncrief 6-76; K. Cole 4-70; T. Yeldon 8-69, TD; D. Chark Jr. 2-68; N. Paul 7-65; D. Westbrook 3-55; J. O'Shaughnessy 3-27

PASSING
KC — P. Mahomes 38-22-313, 0 TDs, 2 INT
JAX — B. Bortles 61-33-430, TD, 4 INT

INTERCEPTIONS
KC — C. Jones 1; J. Lucas 1; S. Nelson 1; O. Scandrick 1
JAX — A. Bouye 1; T. Gipson Sr. 1

SACKS
KC — A. Bailey 1.0; D. Ford 1.0; C. Jones 1.0; T. Smith 1.0; X. Williams 1.0
JAX — Y. Ngakoue 1.0

FIELD GOALS
KC — H. Butker(22) (42) (38)
JAX — None

GAME 6
Patriots 43, Chiefs 40
October 14, 2018 • Gillette Stadium • 65,878

Kansas City Chiefs	**6**	**3**	**17**	**14**	**— 40**
New England Patriots	**10**	**14**	**3**	**16**	**— 43**

KC — H.Butker 42 yd. Field Goal (8-35, 3:26)
NE — S.Gostkowski 48 yd. Field Goal (8-45, 3:47)
NE — S.Michel 4 yd. run (S.Gostkowski kick) (1-4, 0:04)
KC — H.Butker 43 yd. Field Goal (5-31, 1:32)
NE — J.Edelman 17 yd. pass from T.Brady (S.Gostkowski kick) (10-75, 5:33)
KC — H.Butker 24 yd. Field Goal (11-69, 6:31)
NE — S.Michel 1 yd. run (S.Gostkowski kick) (7-75, 4:24)
KC — K.Hunt 67 yd. pass from P.Mahomes (H.Butker kick) (3-75, 1:33)
NE — S.Gostkowski 24 yd. Field Goal (12-65, 6:10)
KC — H.Butker 30 yd. Field Goal (9-51, 3:41)
KC — T.Hill 14 yd. pass from P.Mahomes (H.Butker kick) (4-29, 1:27)
NE — S.Gostkowski 39 yd. Field Goal (11-54, 5:34)
KC — T.Hill 1 yd. pass from P.Mahomes (H.Butker kick) (3-3, 1:44)
NE — T.Brady 4 yd. run (S.Gostkowski kick) (7-75, 3:13)
NE — S.Gostkowski 50 yd. Field Goal (5-47, 0:35)
KC — T.Hill 75 yd. pass from P.Mahomes (H.Butker kick) (1-75, 0:12)
NE — S.Gostkowski 28 yd. Field Goal (7-65, 3:03)

TEAM STATISTICS	CHIEFS	PATRIOTS
First Downs	18	31
Total Net Yards	446	500
Rushes/Net Yards	17/94	38/173
Net Passing	352	327
Pass Attempts/Completions	36/23	35/24
Had Intercepted	2	0
Sacked/Yards Lost	0/0	2/13
Punts/Average	1/51.0	0/0.0
Penalties/Yards	5/58	0/0
Fumbles/Lost	0/0	2/1
Possession Time	23:51	36:09

RUSHING
KC — K. Hunt 10-80; P. Mahomes 2-9; S. Ware 2-5; D. Williams 1-1; T. Hill 1-(0); S. Watkins 1-(-1)
NE — S. Michel 24-106, 2 TDs; J. White 6-39; K. Barner 3-16; J. Edelman 1-7; C. Patterson 1-3; T. Brady 3-2, TD

RECEIVING
KC — T. Hill 7-142, 3 TDs; K. Hunt 5-105, TD; T. Kelce 5-61; C. Conley 1-19; S. Watkins 2-18; S. Ware 2-9; A. Sherman 1-(-2)
NE — R. Gronkowski 3-97; C. Hogan 4-78; J. Edelman 4-54, TD; J. White 5-53; J. Gordon 5-42; C. Patterson 1-13; J. Develin 2-3

PASSING
KC — P. Mahomes 36-23-352, 4 TDs, 2 INT
NE — T. Brady 35-24-340, TD, 0 INT

INTERCEPTIONS
KC — None
NE — D. Harmon 1; D. Hightower 1

SACKS
KC — C. Jones 1.0; R. Ragland 0.5; B. Speaks 0.5
NE — None

FIELD GOALS
KC — H. Butker(42) (43) (24) (30)
NE — S. Gostkowski(48) (24) (39) (50) (28)

GAME 7
Chiefs 45, Bengals 10
October 21, 2018 • Arrowhead Stadium • 75,676

Cincinnati Bengals	**0**	**7**	**3**	**0**	**— 10**
Kansas City Chiefs	**7**	**17**	**14**	**7**	**— 45**

KC — K.Hunt 6 yd. pass from P.Mahomes (H.Butker kick) (10-95, 5:18)
KC — K.Hunt 15 yd. pass from P.Mahomes (H.Butker kick) (4-32, 1:33)
CIN — C.Uzomah 4 yd. pass from A.Dalton (R.Bullock kick) (11-77, 5:53)
KC — D.Harris 17 yd. pass from P.Mahomes (H.Butker kick) (10-77, 5:30)
KC — H.Butker 26 yd. Field Goal (8-72, 1:05)
KC — K.Hunt 2 yd. run (H.Butker kick) (7-75, 3:41)
KC — R.Parker 33 yd. interception return (H.Butker kick)
CIN — R.Bullock 33 yd. Field Goal (10-60, 4:54)
KC — T.Hill 3 yd. pass from P.Mahomes (H.Butker kick) (12-82, 5:09)

TEAM STATISTICS	BENGALS	CHIEFS
First Downs	15	33
Total Net Yards	239	551
Rushes/Net Yards	19/65	29/198
Net Passing	174	353
Pass Attempts/Completions	33/19	39/28
Had Intercepted	1	1
Sacked/Yards Lost	2/13	2/5
Punts/Average	5/51.6	0/0.0
Penalties/Yards	8/58	8/49
Fumbles/Lost	2/0	2/0
Possession Time	26:17	33:43

RUSHING
KC — K. Hunt 15-86, TD; S. Ware 8-59; P. Mahomes 4-45; T. Hill 2-8
CIN — J. Mixon 13-50; M. Walton 4-10; J. Driskel 1-5; C. Fejedelem 1-(0)

RECEIVING
KC — T. Kelce 5-95; S. Watkins 4-74; T. Hill 7-68, TD; K. Hunt 5-55, 2 TDs; S. Ware 3-30; D. Harris 1-17, TD; D. Robinson 2-13; C. Conley 1-6
CIN — A. Green 7-117; C. Core 3-30; T. Boyd 3-27; C. Uzomah 2-13, TD; J. Mixon 3-1; A. Erickson 1-(-1)

PASSING
KC — P. Mahomes 39-28-358, 4 TDs, 1 INT
CIN — A. Dalton 29-15-148, TD, 1 INT; J. Driskel 4-4-39, 0 TDs, 0 INT

INTERCEPTIONS
KC — R. Parker 1
CIN — S. Williams 1

SACKS
KC — D. Ford 1.0; C. Jones 1.0
CIN — A. Billings 1.0; C. Dunlap 1.0

FIELD GOALS
KC — H. Butker53WL (26)
CIN — R. Bullock(33)

GAME 8
Chiefs 30, Broncos 23
October 28, 2018 • Arrowhead Stadium • 77,103

Denver Broncos	**7**	**7**	**0**	**9**	**— 23**
Kansas City Chiefs	**3**	**13**	**14**	**0**	**— 30**

DEN — P.Lindsay 1 yd. run (B.McManus kick) (8-81, 4:17)
KC — H.Butker 24 yd. Field Goal (11-57, 5:22)
KC — T.Kelce 9 yd. pass from P.Mahomes (H.Butker kick) (4-55, 2:10)
KC — S.Watkins 13 yd. pass from P.Mahomes (kick failed, wl) (8-92, 4:24)
DEN — T.Patrick 24 yd. pass from C.Keenum (B.McManus kick) (5-75, 0:49)
KC — S.Watkins 10 yd. pass from P.Mahomes (H.Butker kick) (9-83, 4:44)
KC — K.Hunt 23 yd. pass from P.Mahomes (H.Butker kick) (4-32, 1:53)
DEN — J.Heuerman 4 yd. pass from C.Keenum (run failed) (12-75, 5:15)
DEN — B.McManus 36 yd. Field Goal (10-46, 2:12)

TEAM STATISTICS	BRONCOS	CHIEFS
First Downs	22	20
Total Net Yards	411	340
Rushes/Net Yards	30/189	18/49
Net Passing	222	291
Pass Attempts/Completions	34/23	34/24
Had Intercepted	1	1
Sacked/Yards Lost	5/40	2/12
Punts/Average	4/43.8	5/39.2
Penalties/Yards	10/83	7/50
Fumbles/Lost	3/1	0/0
Possession Time	32:41	27:19

RUSHING
KC — K. Hunt 16-50; P. Mahomes 2-(-1)
DEN — P. Lindsay 18-95, TD; D. Booker 9-78; T. Patrick 1-13; C. Keenum 1-9; E. Sanders 1-(-6)

RECEIVING
KC — S. Watkins 8-107, 2 TDs; T. Kelce 6-79, TD; T. Hill 3-70; K. Hunt 5-36, TD; A. Sherman 1-10; D. Robinson 1-1
DEN — C. Sutton 3-78; E. Sanders 4-57; D. Thomas 3-30; M. LaCosse 4-29; T. Patrick 1-24, TD; D. Booker 4-23; P. Lindsay 3-17; J. Heuerman 1-4, TD

PASSING
KC — P. Mahomes 34-24-303, 4 TDs, 1 INT
DEN — C. Keenum 34-23-262, 2 TDs, 1 INT

INTERCEPTIONS
KC — K. Fuller 1
DEN — J. Simmons 1

SACKS
KC — D. Ford 3.0; C. Jones 1.0; B. Speaks 1.0
DEN — D. Thomas 1.0; B. Chubb 0.5; V. Miller 0.5

FIELD GOALS
KC — H. Butker(24)
DEN — B. McManus55WR (36)

GAME 9
Chiefs 37, Browns 21
November 4, 2018 • FirstEnergy • 67,431

Kansas City Chiefs	**7**	**14**	**13**	**3**	**— 37**
Cleveland Browns	**3**	**12**	**0**	**6**	**— 21**

KC — K.Hunt 50 yd. pass from P.Mahomes (H.Butker kick) (7-95, 2:43)
CLE — G.Joseph 51 yd. Field Goal (11-42, 5:29)
KC — T.Kelce 11 yd. pass from P.Mahomes (H.Butker kick) (7-75, 4:15)
CLE — N.Chubb 3 yd. run (pass failed) (12-75, 7:01)
KC — K.Hunt 1 yd. run (H.Butker kick) (6-75, 4:05)
CLE — D.Johnson 19 yd. pass from B.Mayfield (pass failed) (9-79, 1:58)
KC — T.Kelce 13 yd. pass from P.Mahomes (H.Butker kick) (10-75, 4:57)
KC — K.Hunt 10 yd. run (kick failed, hru) (2-21, 0:35)
CLE — D.Johnson 5 yd. pass from B.Mayfield (pass failed) (15-75, 7:31)
KC — H.Butker 39 yd. Field Goal (11-54, 5:30)

TEAM STATISTICS	CHIEFS	BROWNS
First Downs	27	26
Total Net Yards	499	388
Rushes/Net Yards	24/139	25/102
Net Passing	360	286
Pass Attempts/Completions	32/23	43/30
Had Intercepted	1	1
Sacked/Yards Lost	2/15	2/22
Punts/Average	2/31.5	2/19.5
Penalties/Yards	11/86	4/20
Fumbles/Lost	0/0	0/0
Possession Time	29:09	30:51

RUSHING
KC — K. Hunt 17-91, 2 TDs; P. Mahomes 2-18; T. Hill 2-16; S. Ware 2-12; S. Watkins 1-2
CLE — N. Chubb 22-85, TD; B. Perriman 2-9; D. Johnson Jr. 1-8

RECEIVING
KC — T. Kelce 7-99, 2 TDs; T. Hill 4-69; S. Ware 4-69; S. Watkins 5-62; K. Hunt 1-50, TD; C. Conley 1-23; D. Robinson 1-3
CLE — D. Johnson Jr. 9-78, 2 TDs; D. Njoku 4-53; A. Callaway 3-51; J. Landry 6-50; B. Perriman 2-36; R. Higgins 3-19; D. Ratley 2-16; N. Chubb 1-5

PASSING
KC — P. Mahomes 32-23-375, 3 TDs, 1 INT
CLE — B. Mayfield 42-29-297, 2 TDs, 1 INT; T. Taylor 1-1-11, 0 TDs, 0 INT

INTERCEPTIONS
KC — S. Nelson 1
CLE — D. Rice 1

SACKS
KC — C. Jones 1.0; J. Lucas 1.0
CLE — G. Avery 1.0; M. Garrett 1.0

FIELD GOALS
KC — H. Butker(39)
CLE — G. Joseph(51)

GAME 10
Chiefs 26, Cardinals 14
November 11, 2018 • Arrowhead Stadium • 76,712

Arizona Cardinals	**7**	**0**	**7**	**0**	**— 14**
Kansas City Chiefs	**10**	**10**	**0**	**6**	**— 26**

KC — T.Hill 37 yd. pass from P.Mahomes (H.Butker kick) (3-75, 0:56)
ARI — D.Johnson 9 yd. pass from J.Rosen (P.Dawson kick) (12-75, 6:01)
KC — H.Butker 45 yd. Field Goal (7-11, 5:03)
KC — H.Butker 46 yd. Field Goal (9-54, 3:58)
KC — T.Hill 14 yd. pass from P.Mahomes (H.Butker kick) (9-73, 4:53)
ARI — D.Johnson 1 yd. run (P.Dawson kick) (12-61, 7:12)
KC — S.Ware 3 yd. run (pass failed) (4-31, 1:58)

TEAM STATISTICS	CARDINALS	CHIEFS
First Downs	21	20
Total Net Yards	260	330
Rushes/Net Yards	25/94	23/118
Net Passing	166	212
Pass Attempts/Completions	39/22	28/21
Had Intercepted	2	0
Sacked/Yards Lost	5/42	5/37
Punts/Average	5/49.4	5/46.6
Penalties/Yards	3/30	8/63
Fumbles/Lost	1/0	1/0
Possession Time	31:47	28:13

RUSHING
KC — K. Hunt 16-71; P. Mahomes 4-21; T. Hill 1-20; S. Ware 2-6, TD
ARI — D. Johnson 21-98, TD; C. Edmonds 2-7; J. Rosen 1-(-1); J. Nelson 1-(-10)

RECEIVING
KC — T. Hill 7-117, 2 TDs; T. Kelce 6-46; D. Robinson 3-30; K. Hunt 2-25; C. Conley 1-22; S. Ware 1-7; A. Sherman 1-2
ARI — D. Johnson 7-85, TD; R. Seals-Jones 5-51; L. Fitzgerald 6-50; T. Logan 2-14; C. Kirk 2-8

PASSING
KC — P. Mahomes 28-21-249, 2 TDs, 0 INT
ARI — J. Rosen 39-22-208, TD, 2 INT

INTERCEPTIONS
KC — J. Houston 1; S. Nelson 1
ARI — None

SACKS
KC — C. Jones 2.0; A. Bailey 1.0; D. Ford 1.0; R. Parker 1.0
ARI — C. Jones 2.0; J. Bynes 1.0; R. Gunter 1.0; B. Mayowa 1.0

FIELD GOALS
KC — H. Butker(45) (46)
ARI — None

GAME 11

Rams 54, Chiefs 51

November 19, 2018 • Los Angeles Memorial Coliseum • 77,002

Kansas City Chiefs	**7**	**16**	**7**	**21**	**— 51**
Los Angeles Rams	**13**	**10**	**17**	**14**	**— 54**

LAR — R.Woods 7 yd. pass from J.Goff (kick failed, wl) (6-75, 3:00)
LAR — J.Reynolds 4 yd. pass from J.Goff (G.Zuerlein kick) (10-83, 4:21)
KC — T.Hill 25 yd. pass from P.Mahomes (H.Butker kick) (4-75, 2:10)
LAR — G.Zuerlein 23 yd. Field Goal (9-79, 3:31)
KC — H.Butker 21 yd. Field Goal (11-73, 6:50)
KC — K.Hunt 21 yd. pass from P.Mahomes (H.Butker kick) (1-21, 0:09)
LAR — S.Ebukam 11 yd. fumble return (G.Zuerlein kick)
KC — C.Conley 8 yd. pass from P.Mahomes (kick failed, wl) (7-69, 1:37)
LAR — J.Goff 7 yd. run (G.Zuerlein kick) (8-46, 2:35)
KC — T.Kelce 4 yd. pass from P.Mahomes (H.Butker kick) (8-64, 3:43)
LAR — G.Zuerlein 33 yd. Field Goal (9-50, 4:45)
LAR — S.Ebukam 25 yd. interception return (G.Zuerlein kick)
KC — T.Hill 73 yd. pass from P.Mahomes (H.Butker kick) (3-91, 1:28)
KC — A.Bailey 2 yd. fumble return (H.Butker kick)
LAR — G.Everett 7 yd. pass from J.Goff (G.Zuerlein kick) (6-75, 1:29)
KC — C.Conley 10 yd. pass from P.Mahomes (H.Butker kick) (8-65, 3:46)
LAR — G.Everett 40 yd. pass from J.Goff (G.Zuerlein kick) (6-75, 0:58)

TEAM STATISTICS	CHIEFS	RAMS
First Downs	27	29
Total Net Yards	546	455
Rushes/Net Yards	20/98	21/76
Net Passing	448	379
Pass Attempts/Completions	46/33	49/31
Had Intercepted	3	0
Sacked/Yards Lost	3/30	5/34
Punts/Average	3/47.3	4/55.5
Penalties/Yards	13/135	8/60
Fumbles/Lost	2/2	3/2
Possession Time	29:37	30:23

RUSHING

KC — K. Hunt 14-70; P. Mahomes 6-28
LAR — T. Gurley II 12-55; M. Brown 4-15; J. Goff 4-6, TD; B. Cooks 1-(0)

RECEIVING

KC — T. Hill 10-215, 2 TDs; T. Kelce 10-127, TD; C. Conley 7-74, 2 TDs; K. Hunt 3-41, TD; D. Robinson 1-14; S. Watkins 1-4; D. Harris 1-3
LAR — B. Cooks 8-107; J. Reynolds 6-80, TD; R. Woods 4-72, TD; T. Higbee 6-63; G. Everett 3-49, 2 TDs; T. Gurley II 3-39; K. Hodge 1-3

PASSING

KC — P. Mahomes 46-33-478, 6 TDs, 3 INT
LAR — J. Goff 49-31-413, 4 TDs, 0 INT

INTERCEPTIONS

KC — None
LAR — S. Ebukam 1; L. Joyner 1; M. Peters 1

SACKS

KC — C. Jones 2.0; A. Bailey 1.0; J. Houston 1.0; X. Williams 1.0
LAR — A. Donald 2.0; S. Ebukam 1.0

FIELD GOALS

KC — H. Butker(21)
LAR — G. Zuerlein(23) (33)

GAME 13
Chiefs 40, Raiders 33
December 2, 2018 • Oakland-Alameda County Coliseum • 54,255

Kansas City Chiefs	**10**	**9**	**14**	**7**	**—**	**40**
Oakland Raiders	**0**	**7**	**9**	**17**	**—**	**33**

KC — T.Kelce 3 yd. pass from P.Mahomes (H.Butker kick) (2-65, 0:52)
KC — H.Butker 29 yd. Field Goal (8-39, 3:31)
KC — H.Butker 50 yd. Field Goal (12-38, 6:00)
OAK — D.Martin 1 yd. run (D.Carlson kick) (11-75, 5:58)
KC — T.Kelce 6 yd. pass from P.Mahomes (kick blocked) (5-82, 0:57)
OAK — D.Carlson 50 yd. Field Goal (8-43, 3:54)
KC — S.Ware 1 yd. run (H.Butker kick) (11-75, 5:18)
OAK — J.Cook 24 yd. pass from D.Carr (run failed) (6-68, 2:20)
KC — D.Harris 13 yd. pass from P.Mahomes (H.Butker kick) (7-52, 2:09)
OAK — L.Smith 1 yd. pass from D.Carr (D.Carlson kick) (10-75, 4:23)
OAK — M.Ateman 9 yd. pass from D.Carr (D.Carlson kick) (6-54, 2:32)
KC — C.Conley 2 yd. pass from P.Mahomes (H.Butker kick) (10-75, 4:52)
OAK — D.Carlson 44 yd. Field Goal (8-49, 1:24)

TEAM STATISTICS	CHIEFS	RAIDERS
First Downs	25	28
Total Net Yards	469	442
Rushes/Net Yards	30/174	28/171
Net Passing	295	271
Pass Attempts/Completions	38/23	38/29
Had Intercepted	0	0
Sacked/Yards Lost	0/0	3/14
Punts/Average	3/41.0	2/30.5
Penalties/Yards	11/94	8/74
Fumbles/Lost	1/1	4/3
Possession Time	29:14	30:46

RUSHING
KC — P. Mahomes 9-52; S. Ware 14-47, TD; D. Williams 5-38; T. Hill 2-37
OAK — J. Richard 6-95; D. Martin 18-61, TD; D. Carr 1-8; D. Washington 3-7

RECEIVING
KC — T. Kelce 12-168, 2 TDs; D. Harris 3-39, TD; D. Robinson 1-38; C. Conley 3-25, TD; T. Hill 1-13; D. Williams 2-7; S. Ware 1-5
OAK — J. Cook 7-100, TD; J. Nelson 10-97; J. Richard 3-31; S. Roberts 3-25; M. Ateman 2-16, TD; D. Harris 1-9; D. Martin 2-6; L. Smith 1-1, TD

PASSING
KC — P. Mahomes 38-23-295, 4 TDs, 0 INT
OAK — D. Carr 38-29-285, 3 TDs, 0 INT

INTERCEPTIONS
KC — None
OAK — None

SACKS
KC — D. Ford 1.5; C. Jones 1.5
OAK — None

FIELD GOALS
KC — H. Butker(29) (50)
OAK — D. Carlson(50) (44)

GAME 14
Chiefs 27, Ravens 24
December 9, 2018 • Arrowhead Stadium • 74,336

Baltimore Ravens	**0**	**10**	**7**	**7**	**0**	**—**	**24**
Kansas City Chiefs	**7**	**10**	**0**	**7**	**3**	**—**	**27**

KC — Dam. Williams 1 yd. run (H.Butker kick) (10-75, 5:41)
BAL — K.Dixon 3 yd. run (J.Tucker kick) (8-75, 3:46)
BAL — J.Tucker 28 yd. Field Goal (10-49, 4:37)
KC — T.Kelce 15 yd. pass from P.Mahomes (H.Butker kick) (9-75, 4:23)
KC — H.Butker 24 yd. Field Goal (9-75, 1:36)
BAL — M.Williams 10 yd. pass from L.Jackson (J.Tucker kick) (14-73, 7:15)
BAL — J.Brown 9 yd. pass from L.Jackson (J.Tucker kick) (3-14, 0:54)
KC — Dam. Williams 5 yd. pass from P.Mahomes (H.Butker kick) (11-75, 3:11)
KC — H.Butker 35 yd. Field Goal (11-58, 5:18)

TEAM STATISTICS	RAVENS	CHIEFS
First Downs	24	30
Total Net Yards	321	442
Rushes/Net Yards	40/194	27/94
Net Passing	127	348
Pass Attempts/Completions	26/13	53/35
Had Intercepted	0	1
Sacked/Yards Lost	2/20	3/29
Punts/Average	3/52.7	3/37.0
Penalties/Yards	11/112	7/53
Fumbles/Lost	1/1	1/0
Possession Time	31:27	37:00

RUSHING
KC — S. Ware 15-75; D. Williams 8-14, TD; T. Hill 1-6; A. Sherman 1-2; P. Mahomes 2-(-3)
BAL — G. Edwards 16-67; L. Jackson 14-67; K. Dixon 8-59, TD; T. Montgomery 2-1

RECEIVING
KC — T. Hill 8-139; T. Kelce 7-77, TD; S. Ware 5-54; D. Robinson 5-42; D. Harris 3-28; D. Williams 4-16, TD; C. Conley 2-13; D. Williams 1-8
BAL — W. Snead IV 5-61; M. Crabtree 3-31; J. Brown 2-23, TD; K. Dixon 1-21; M. Williams 1-10, TD; T. Montgomery 1-1

PASSING
KC — P. Mahomes 53-35-377, 2 TDs, 1 INT
BAL — L. Jackson 24-13-147, 2 TDs, 0 INT; R. Griffin III 2-0-(0), 0 TDs, 0 INT

INTERCEPTIONS
KC — None
BAL — C. Clark 1

SACKS
KC — J. Houston 1.0; C. Jones 1.0
BAL — M. Judon 1.0; Z. Smith 0.5; T. Suggs 0.5

FIELD GOALS
KC — H. Butker51WR 43WR (24) (35)
BAL — J. Tucker(28)

GAME 15
Chargers 29, Chiefs 28
December 13, 2018 • Arrowhead Stadium • 75,091

Los Angeles Chargers	**0**	**7**	**7**	**15**	**— 29**
Kansas City Chiefs	**14**	**0**	**7**	**7**	**— 28**

KC — D.Robinson 5 yd. pass from P.Mahomes (H.Butker kick) (10-49, 4:58)
KC — Dar.Williams 11 yd. pass from P.Mahomes (H.Butker kick) (10-80, 4:51)
LAC — M.Williams 3 yd. pass from P.Rivers (M.Badgley kick) (10-75, 6:00)
KC — Dam. Williams 2 yd. run (H.Butker kick) (7-74, 3:22)
LAC — M.Williams 19 yd. run (M.Badgley kick) (11-76, 6:41)
KC — Dam. Williams 1 yd. run (H.Butker kick) (13-73, 7:55)
LAC — J.Jackson 3 yd. run (M.Badgley kick) (11-75, 4:26)
LAC — M.Williams 1 yd. pass from P.Rivers (P.Rivers-M.Williams pass) (8-60, 2:33)

TEAM STATISTICS	CHARGERS	CHIEFS
First Downs	30	22
Total Net Yards	407	294
Rushes/Net Yards	24/119	17/60
Net Passing	288	234
Pass Attempts/Completions	38/26	34/24
Had Intercepted	2	0
Sacked/Yards Lost	5/25	2/9
Punts/Average	2/41.5	4/50.8
Penalties/Yards	7/50	10/66
Fumbles/Lost	2/0	2/0
Possession Time	33:16	26:44

RUSHING
KC — D. Williams 10-49, 2 TDs; D. Williams 2-13; P. Mahomes 2-3; T. Hill 3-(-5)
LAC — J. Jackson 16-58, TD; D. Newsome 6-34; M. Williams 1-19, TD; T. Benjamin 1-8

RECEIVING
KC — D. Williams 6-74; T. Kelce 7-61; T. Hill 4-46; C. Conley 2-19; D. Williams 2-19, TD; K. Benjamin 1-17; D. Robinson 2-7, TD
LAC — M. Williams 7-76, 2 TDs; T. Williams 6-71; T. Benjamin 2-57; A. Gates 4-54; J. Jackson 3-27; D. Newsome 2-19; V. Green 2-9

PASSING
KC — P. Mahomes 34-24-243, 2 TDs, 0 INT
LAC — P. Rivers 38-26-313, 2 TDs, 2 INT

INTERCEPTIONS
KC — K. Fuller 1; S. Nelson 1
LAC — None

SACKS
KC — C. Jones 2.5; J. Houston 1.5; D. Ford 1.0
LAC — M. Ingram III 1.5; I. Rochell 0.5

FIELD GOALS
KC — None
LAC — None

GAME 16
Seahawks 38, Chiefs 31
December 23, 2018 • CenturyLink Field • 69,067

Kansas City Chiefs	**3**	**7**	**7**	**14**	**— 31**
Seattle Seahawks	**7**	**7**	**10**	**14**	**— 38**

SEA — C.Carson 4 yd. run (S.Janikowski kick) (11-78, 5:06)
KC — H.Butker 54 yd. Field Goal (8-39, 2:21)
KC — Dam. Williams 2 yd. pass from P.Mahomes (H.Butker kick) (10-74, 5:26)
SEA — N.Vannett 1 yd. pass from R.Wilson (S.Janikowski kick) (6-21, 3:13)
SEA — S.Janikowski 28 yd. Field Goal (12-65, 5:33)
KC — C.West 25 yd. pass from P.Mahomes (H.Butker kick) (7-83, 4:09)
SEA — D.Baldwin 27 yd. pass from R.Wilson (S.Janikowski kick) (8-75, 4:33)
KC — H.Butker 29 yd. Field Goal (10-60, 3:45)
SEA — E.Dickson 2 yd. pass from R.Wilson (S.Janikowski kick) (6-70, 2:57)
KC — D.Robinson 11 yd. pass from P.Mahomes (P.Mahomes run) (9-72, 2:55)
SEA — C.Carson 1 yd. run (S.Janikowski kick) (8-75, 2:07)
KC — H.Butker 32 yd. Field Goal (5-16, 1:09)

TEAM STATISTICS	CHIEFS	SEAHAWKS
First Downs	22	31
Total Net Yards	419	464
Rushes/Net Yards	19/154	43/210
Net Passing	265	254
Pass Attempts/Completions	40/23	29/18
Had Intercepted	0	0
Sacked/Yards Lost	1/8	3/17
Punts/Average	3/48.0	3/34.7
Penalties/Yards	8/76	3/20
Fumbles/Lost	3/2	1/0
Possession Time	24:58	35:02

RUSHING
KC — D. Williams 13-103; P. Mahomes 3-33; T. Hill 2-17; C. West 1-1
SEA — C. Carson 27-116, 2 TDs; R. Wilson 8-57; M. Davis 7-31; J. McKissic 1-6

RECEIVING
KC — T. Hill 4-74; T. Kelce 5-54; C. Conley 3-54; D. Williams 7-37, TD; C. West 2-37, TD; D. Robinson 2-17, TD
SEA — D. Baldwin 7-126, TD; T. Lockett 4-99; E. Dickson 3-19, TD; N. Vannett 2-11, TD; J. Brown 1-9; D. Moore 1-7

PASSING
KC — P. Mahomes 40-23-273, 3 TDs, 0 INT
SEA — R. Wilson 29-18-271, 3 TDs, 0 INT

INTERCEPTIONS
KC — None
SEA — None

SACKS
KC — C. Jones 1.5; J. Houston 1.0; D. Ford 0.5
SEA — D. Jordan 1.0

FIELD GOALS
KC — H. Butker(54) (29) (32)
SEA — S. Janikowski36RU (28)

GAME 17

Chiefs 35, Raiders 3

December 30, 2018 • Arrowhead Stadium • 77,550

Oakland Raiders	**0**	**3**	**0**	**0**	**— 3**
Kansas City Chiefs	**14**	**7**	**7**	**7**	**— 35**

KC — T.Hill 67 yd. pass from P.Mahomes (H.Butker kick) (6-84, 2:19)
KC — D.Sorensen 54 yd. interception return (H.Butker kick)
KC — Dam. Williams 4 yd. run (H.Butker kick) (9-60, 4:40)
OAK — D.Carlson 50 yd. Field Goal (13-66, 4:39)
KC — D.Robinson 89 yd. pass from P.Mahomes (H.Butker kick) (5-99, 1:34)
KC — T.Hill 15 yd. run (H.Butker kick) (10-92, 5:36)

TEAM STATISTICS	RAIDERS	CHIEFS
First Downs	20	18
Total Net Yards	292	409
Rushes/Net Yards	29/127	27/99
Net Passing	165	310
Pass Attempts/Completions	33/24	27/16
Had Intercepted	2	1
Sacked/Yards Lost	3/20	0/0
Punts/Average	4/45.5	1/28.0
Penalties/Yards	4/22	4/50
Fumbles/Lost	3/2	0/0
Possession Time	33:56	26:04

RUSHING

KC — D. Williams 11-51, TD; D. Williams 11-31; T. Hill 1-15, TD; C. Henne 1-3; P. Mahomes 2-1; C. West 1-(-2)
OAK — D. Martin 21-100; D. Washington 4-30; J. Richard 3-1; S. Roberts 1-(-4)

RECEIVING

KC — T. Hill 5-101, TD; D. Robinson 1-89, TD; T. Kelce 5-62; G. Dieter 1-22; A. Sherman 2-19; K. Benjamin 1-9; D. Williams 1-8
OAK — J. Nelson 9-78; S. Roberts 5-31; J. Cook 3-28; D. Waller 3-23; J. Richard 2-17; M. Ateman 1-7; D. Martin 1-1

PASSING

KC — P. Mahomes 24-14-281, 2 TDs, 1 INT; C. Henne 3-2-29, 0 TDs, 0 INT
OAK — D. Carr 33-24-185, 0 TDs, 2 INT

INTERCEPTIONS

KC — R. Ragland 1; D. Sorensen 1
OAK — G. Conley 1

SACKS

KC — J. Houston 1.5; D. Ford 1.0; X. Williams 0.5
OAK — None

FIELD GOALS

KC — None
OAK — D. Carlson(50)

AFC DIVISIONAL PLAYOFF GAME 1

Chiefs 31, Colts 13

January 12, 2019 • Arrowhead Stadium • 76,765

Indianapolis Colts	**0**	**7**	**0**	**6**	**— 13**
Kansas City Chiefs	**14**	**10**	**0**	**7**	**— 31**

KC — Dam. Williams 10 yd. run (H.Butker kick) (5-90, 3:00)
KC — T.Hill 36 yd. run (H.Butker kick) (8-70, 3:04)
KC — H.Butker 39 yd. Field Goal (15-53, 6:59)
IND — Z.Pascal blocked punt recovery in end zone (A.Vinatieri kick)
KC — P.Mahomes 4 yd. run (H.Butker kick) (10-75, 4:16)
IND — T.Hilton 29 yd. pass from A.Luck (kick failed, wr) (10-87, 3:04)
KC — Dar.Williams 6 yd. run (H.Butker kick) (9-61, 3:08)

TEAM STATISTICS	COLTS	CHIEFS
First Downs	15	29
Total Net Yards	266	433
Rushes/Net Yards	14/87	33/180
Net Passing	179	253
Pass Attempts/Completions	36/19	41/27
Had Intercepted	0	0
Sacked/Yards Lost	3/24	4/25
Punts/Average	7/48.3	4/27.5
Penalties/Yards	10/70	6/54
Fumbles/Lost	1/1	3/1
Possession Time	20:11	39:49

RUSHING

KC — D. Williams 25-129, TD; T. Hill 1-36, TD; D. Williams 3-9, TD; P. Mahomes 3-8, TD; S. Watkins 1-(-2)
IND — M. Mack 9-46; N. Hines 3-24; A. Luck 2-17

RECEIVING

KC — T. Kelce 7-108; T. Hill 8-72; S. Watkins 6-62; D. Williams 5-25; G. Dieter 1-11
IND — T. Hilton 4-60, TD; D. Inman 4-55; E. Ebron 5-51; C. Rogers 5-30; Z. Pascal 1-7

PASSING

KC — P. Mahomes 41-27-278, 0 TDs, 0 INT
IND — A. Luck 36-19-203, TD, 0 INT

INTERCEPTIONS

KC — None
IND — None

SACKS

KC — J. Houston 2.0; D. Ford 1.0
IND — K. Moore II 2.0; D. Autry 1.0; J. Sheard 1.0

FIELD GOALS

KC — H. Butker(39)
IND — A. Vinatieri23LU

AFC CONFERENCE CHAMPIONSHIP 2

Patriots 37, Chiefs 31

January 20, 2019 • Arrowhead Stadium • 77,034

New England Patriots	**7**	**7**	**3**	**14**	**6**	**— 37**
Kansas City Chiefs	**0**	**0**	**7**	**24**	**0**	**— 31**

NE — S.Michel 1 yd. run (S.Gostkowski kick) (15-80, 8:05)
NE — P.Dorsett 29 yd. pass from T.Brady (S.Gostkowski kick) (8-90, 2:41)
KC — T.Kelce 12 yd. pass from P.Mahomes (H.Butker kick) (4-74, 2:04)
NE — S.Gostkowski 47 yd. Field Goal (6-8, 3:36)
KC — Dam. Williams 1 yd. pass from P.Mahomes (H.Butker kick) (9-75, 4:11)
KC — Dam. Williams 23 yd. pass from P.Mahomes (H.Butker kick) (2-23, 0:10)
NE — S.Michel 10 yd. run (S.Gostkowski kick) (10-75, 4:13)
KC — Dam. Williams 2 yd. run (H.Butker kick) (5-68, 1:29)
NE — R.Burkhead 4 yd. run (S.Gostkowski kick) (6-65, 1:24)
KC — H.Butker 39 yd. Field Goal (4-48, 0:31)
NE — R.Burkhead 2 yd. run (13-75, 4:52) (13-75, 4:52)

TEAM STATISTICS	PATRIOTS	CHIEFS
First Downs	36	18
Total Net Yards	524	290
Rushes/Net Yards	48/176	12/41
Net Passing	348	249
Pass Attempts/Completions	46/30	31/16
Had Intercepted	2	0
Sacked/Yards Lost	0/0	4/46
Punts/Average	2/37.5	5/43.4
Penalties/Yards	6/61	4/28
Fumbles/Lost	0/0	1/0
Possession Time	43:59	20:53

RUSHING

KC — D. Williams 10-30, TD; P. Mahomes 2-11
NE — S. Michel 29-113, 2 TDs; R. Burkhead 12-41, 2 TDs; J. White 6-23; T. Brady 1-(-1)

RECEIVING

KC — S. Watkins 4-114; D. Williams 5-66, 2 TDs; T. Hill 1-42; D. Robinson 1-27; T. Kelce 3-23, TD; S. Ware 1-21; D. Harris 1-2
NE — J. Edelman 7-96; R. Gronkowski 6-79; J. White 4-49; C. Hogan 5-45; P. Dorsett 1-29, TD; R. Burkhead 4-23; C. Patterson 2-18; J. Develin 1-9

PASSING

KC — P. Mahomes 31-16-295, 3 TDs, 0 INT
NE — T. Brady 46-30-348, TD, 2 INT

INTERCEPTIONS

KC — R. Ragland 1; D. Sorensen 1
NE — None

SACKS

KC — None
NE — K. Van Noy 2.0; T. Flowers 1.0; L. Guy 0.5; J. Simon 0.5

FIELD GOALS

KC — H. Butker(39)
NE — S. Gostkowski(47)

GAME-BY-GAME OFFENSE

2018 REGULAR SEASON CHIEFS GAME-BY-GAME OFFENSE																
	09/09 @ LAC	09/16 @ PIT	09/23 SF	10/01 @ DEN	10/07 JAX	10/14 @ NE	10/21 CIN	10/28 DEN	11/04 @ CLE	11/11 ARI	11/19 @ LAR	12/02 @ OAK	12/09 BAL	12/13 LAC	12/23 @ SEA	12/30 OAK
FIRST DOWNS																
Total	19	24	31	22	26	18	33	20	27	20	27	25	30	22	22	18
Rushing	7	4	9	8	6	4	12	2	10	8	2	8	8	7	6	7
Passing	10	17	15	13	17	14	19	15	15	12	21	14	18	12	16	11
Penalty	2	3	7	1	3	0	2	3	2	0	4	3	4	3	0	0
THIRD DOWNS																
Attempts	10	5	11	15	12	10	12	10	10	11	10	13	16	10	12	9
Converted	4	2	7	7	4	4	9	3	6	4	5	6	6	6	5	5
Percentage	40.0%	40.0%	63.6%	46.7%	33.3%	40.0%	75.0%	30.0%	60.0%	36.4%	50.0%	46.2%	37.5%	60.0%	41.7%	55.6%
TOT. OFFENSE																
Net Yards	362	449	384	446	424	446	551	340	499	330	546	469	442	294	419	409
Plays	55	54	68	72	69	53	70	54	58	56	69	68	83	53	60	54
Avg./Play	6.6	8.3	5.6	6.2	6.1	8.4	7.9	6.3	8.6	5.9	7.9	6.9	5.3	5.5	7.0	7.6
RUSHING																
Net Yards	106	127	77	142	126	94	198	49	139	118	98	174	94	60	154	99
Rush. Att.	27	25	28	26	30	17	29	18	24	23	20	30	27	17	19	27
Avg./Att.	3.9	5.1	2.8	5.5	4.2	5.5	6.8	2.7	5.8	5.1	4.9	5.8	3.5	3.5	8.1	3.7
PASSING																
Net Yards	256	322	307	304	298	352	353	291	360	212	448	295	348	234	265	310
Attempts	27	28	38	45	38	36	39	34	32	28	46	38	53	34	40	27
Completions	15	23	24	28	22	23	28	24	23	21	33	23	35	24	23	16
Intercepted	0	0	0	0	2	2	1	1	1	0	3	0	1	0	0	1
Gross Yards	256	326	314	304	313	352	358	303	375	249	478	295	377	243	273	310
Sacked	1.0	1.0	2.0	1.0	1.0	0.0	2.0	2.0	2.0	5.0	3.0	0.0	3.0	2.0	1.0	0.0
Yards Lost	0	4	7	0	15	0	5	12	15	37	30	0	29	9	8	0
ADVANCES																
Rushes	27	25	28	26	30	17	29	18	24	23	20	30	27	17	19	27
Completions	15	23	24	28	22	23	28	24	23	21	33	23	35	24	23	16
Totals	42	48	52	54	52	40	57	42	47	44	53	53	62	41	42	43
PENALTIES																
Number	6	12	6	10	11	5	8	7	11	8	13	11	7	10	8	4
Yards	50	76	48	93	105	58	49	50	86	63	135	94	53	66	76	50
FUMBLES																
Number	0	3	2	1	0	0	2	0	0	1	2	1	1	2	3	0
Lost	0	1	0	0	0	0	0	0	0	0	2	1	0	0	2	0
SCORING																
Points	38	42	38	27	30	40	45	30	37	26	51	40	27	28	31	35
TD Rushing	0	0	2	2	2	0	1	0	2	1	0	1	1	2	0	2
TD Passing	4	6	3	1	0	4	4	4	3	2	6	4	2	2	3	2
TD KO Returns	0	0	0	0	0	0	0	0	0	0	0	0	0	0	0	0
TD Punt Returns	1	0	0	0	0	0	0	0	0	0	0	0	0	0	0	0
TD Sp. Teams	0	0	0	0	0	0	0	0	0	0	0	0	0	0	0	0
TD Def. Returns	0	0	0	0	1	0	1	0	0	0	1	0	0	0	0	1
FG Attempts	1	0	1	2	3	4	2	1	1	2	1	2	4	0	3	0
FG Made	1	0	1	2	3	4	1	1	1	2	1	2	2	0	3	0
Safety	0	0	0	0	0	0	0	0	0	0	0	0	0	0	0	0

GAME-BY-GAME OFFENSE

2018 POSTSEASON CHIEFS GAME-BY-GAME OFFENSE		
	01/12 IND	01/20 NE
FIRST DOWNS		
Total	29	18
Rushing	12	3
Passing	14	11
Penalty	3	4
THIRD DOWNS		
Attempts	14	9
Converted	4	4
Percentage	28.6%	44.4%
TOT. OFFENSE		
Net Yards	433	290
Plays	78	47
Avg./Play	5.6	6.2
RUSHING		
Net Yards	180	41
Rush. Att.	33	12
Avg./Att.	5.5	3.4
PASSING		
Net Yards	253	249
Attempts	41	31
Completions	27	16
Intercepted	0	0
Gross Yards	278	295
Sacked	4.0	4.0
Yards Lost	25	46
ADVANCES		
Rushes	33	12
Completions	27	16
Totals	60	28
PENALTIES		
Number	6	4
Yards	54	28
FUMBLES		
Number	3	1
Lost	1	0
SCORING		
Points	31	31
TD Rushing	4	1
TD Passing	0	3
TD KO Returns	0	0
TD Punt Returns	0	0
TD Sp. Teams	0	0
TD Def. Returns	0	0
FG Attempts	1	1
FG Made	1	1
Safety	0	0

GAME-BY-GAME DEFENSE

2018 REGULAR SEASON CHIEFS GAME-BY-GAME DEFENSE																
	09/09 @ LAC	09/16 @ PIT	09/23 SF	10/01 @ DEN	10/07 JAX	10/14 @ NE	10/21 CIN	10/28 DEN	11/04 @ CLE	11/11 ARI	11/19 @ LAR	12/02 @ OAK	12/09 BAL	12/13 LAC	12/23 @ SEA	12/30 OAK
FIRST DOWNS																
Total	33	33	26	21	29	31	15	22	26	21	29	28	24	30	31	20
Rushing	7	2	11	10	6	15	4	10	6	7	4	10	10	7	11	9
Passing	23	25	12	10	20	14	9	11	17	13	21	16	12	18	15	11
Penalty	3	6	3	1	3	2	2	1	3	1	4	2	2	5	5	0
THIRD DOWNS																
Attempts	11	11	9	11	16	13	11	12	13	14	14	12	12	10	14	10
Converted	3	3	2	2	7	7	4	4	5	7	5	9	5	6	7	4
Percentage	27.3%	27.3%	22.2%	18.2%	43.8%	53.8%	36.4%	33.3%	38.5%	50.0%	35.7%	75.0%	41.7%	60.0%	50.0%	40.0%
TOT. OFFENSE																
Net Yards	541	475	406	385	502	500	239	411	388	260	455	442	321	407	464	292
Plays	74	74	63	59	83	75	54	69	70	69	75	69	68	67	75	65
Avg./Play	7.3	6.4	6.4	6.5	6.0	6.7	4.4	6.0	5.5	3.8	6.1	6.4	4.7	6.1	6.2	4.5
RUSHING																
Net Yards	123	33	178	159	101	173	65	189	102	94	76	171	194	119	210	127
Rush. Att.	22	13	29	22	17	38	19	30	25	25	21	28	40	24	43	29
Avg./Att.	5.6	2.5	6.1	7.2	5.9	4.6	3.4	6.3	4.1	3.8	3.6	6.1	4.9	5.0	4.9	4.4
PASSING																
Net Yards	418	442	228	226	401	327	174	222	286	166	379	271	127	288	254	165
Attempts	51	60	30	33	61	35	33	34	43	39	49	38	26	38	29	33
Completions	34	39	20	21	33	24	19	23	30	22	31	29	13	26	18	24
Intercepted	1	0	0	1	4	0	1	1	1	2	0	0	0	2	0	2
Gross Yards	424	452	251	245	430	340	187	262	308	208	413	285	147	313	271	185
Sacked	1.0	1.0	4.0	4.0	5.0	2.0	2.0	5.0	2.0	5.0	5.0	3.0	2.0	5.0	3.0	3.0
Yards Lost	6	10	23	19	29	13	13	40	22	42	34	14	20	25	17	20
ADVANCES																
Rushes	22	13	29	22	17	38	19	30	25	25	21	28	40	24	43	29
Completions	34	39	20	21	33	24	19	23	30	22	31	29	13	26	18	24
Totals	56	52	49	43	50	62	38	53	55	47	52	57	53	50	61	53
PENALTIES																
Number	7	12	14	3	5	0	8	10	4	3	8	8	11	7	3	4
Yards	45	90	147	25	45	0	58	83	20	30	60	74	112	50	20	22
FUMBLES																
Number	2	1	3	0	1	2	2	3	0	1	3	4	1	2	1	3
Lost	1	0	0	0	1	1	0	1	0	0	2	3	1	0	0	2
SCORING																
Points	28	37	27	23	14	43	10	23	21	14	54	33	24	29	38	3
TD Rushing	0	2	1	2	1	3	0	1	1	1	1	1	1	2	2	0
TD Passing	3	3	2	0	1	1	1	2	2	1	4	3	2	2	3	0
TD KO Returns	0	0	0	0	0	0	0	0	0	0	0	0	0	0	0	0
TD Punt Returns	0	0	0	0	0	0	0	0	0	0	0	0	0	0	0	0
TD Sp. Teams	0	0	0	0	0	0	0	0	0	0	0	0	0	0	0	0
TD Def. Returns	0	0	0	0	0	0	0	0	0	0	2	0	0	0	0	0
FG Attempts	3	1	2	3	0	5	1	2	1	0	2	2	1	0	2	1
FG Made	2	0	2	3	0	5	1	1	1	0	2	2	1	0	1	1
Safety	0	1	0	0	0	0	0	0	0	0	0	0	0	0	0	0

GAME-BY-GAME DEFENSE

2018 POSTSEASON CHIEFS GAME-BY-GAME DEFENSE		
	01/12 IND	01/20 NE
FIRST DOWNS		
Total	15	36
Rushing	4	15
Passing	10	20
Penalty	1	1
THIRD DOWNS		
Attempts	9	19
Converted	0	13
Percentage	0.0%	68.4%
TOT. OFFENSE		
Net Yards	266	524
Plays	53	94
Avg./Play	5.0	5.6
RUSHING		
Net Yards	87	176
Rush. Att.	14	48
Avg./Att.	6.2	3.7
PASSING		
Net Yards	179	348
Attempts	36	46
Completions	19	30
Intercepted	0	2
Gross Yards	203	348
Sacked	3.0	0.0
Yards Lost	24	0
ADVANCES		
Rushes	14	48
Completions	19	30
Totals	33	78
PENALTIES		
Number	10	6
Yards	70	61
FUMBLES		
Number	1	0
Lost	1	0
SCORING		
Points	13	37
TD Rushing	0	4
TD Passing	1	1
TD KO Returns	0	0
TD Punt Returns	0	0
TD Sp. Teams	1	0
TD Def. Returns	0	0
FG Attempts	1	1
FG Made	0	1
Safety	0	0

INDIVIDUAL SINGLE-GAME HIGHS

2018 REGULAR SEASON CHIEFS INDIVIDUAL SINGLE-GAME HIGHS				
Passes Attempted	53	Patrick Mahomes	vs. Ravens	12/9
Passes Completed	35	Patrick Mahomes	vs. Ravens	12/9
Passing Yards	478	Patrick Mahomes	at Rams	11/19
Touchdown Passes	6	Patrick Mahomes	at Steelers	9/16
		Patrick Mahomes	at Rams	11/19
Pass Receptions	12	Travis Kelce	at Raiders	12/2
Receiving Yards	215	Tyreek Hill	at Rams	11/19
Touchdown Receptions	3	Tyreek Hill	at Patriots	10/14
Rushing Yards	121	Kareem Hunt	at Broncos	10/1
Rushing Attempts	22	Kareem Hunt	vs. Jaguars	10/7
Rushing Touchdowns	2	Kareem Hunt	vs. 49ers	9/23
		Kareem Hunt	at Browns	11/4
		Damien Williams	vs. Chargers	12/13
Yards From Scrimmage	215	Tyreek Hill	at Rams	11/19
Combined Net Yards	268	Tyreek Hill	at Chargers	9/9
Interceptions Made	1	Ron Parker	at Chargers	9/9
		Eric Murray	at Broncos	10/1
		Chris Jones	vs. Jaguars	10/7
		Jordan Lucas	vs. Jaguars	10/7
		Steven Nelson	vs. Jaguars	10/7
		Orlando Scandrick	vs. Jaguars	10/7
		Ron Parker	vs. Bengals	10/21
		Kendall Fuller	vs. Broncos	10/28
		Steven Nelson	at Browns	11/4
		Justin Houston	vs. Cardinals	11/11
		Steven Nelson	vs. Cardinals	11/11
		Kendall Fuller	vs. Chargers	12/13
		Steven Nelson	vs. Chargers	12/13
		Reggie Ragland	vs. Raiders	12/30
		Daniel Sorensen	vs. Raiders	12/30
INT Return Yards	67	Reggie Ragland	vs. Raiders	12/30
Sacks	3.0	Dee Ford	vs. Broncos	10/28
Punts	5	Dustin Colquitt	at Chargers	9/9
		Dustin Colquitt	vs. Broncos	10/28
		Dustin Colquitt	vs. Cardinals	11/11
Punting Average	58.0	Dustin Colquitt	vs. Jaguars	10/7
Punt Returns	3	Tyreek Hill	vs. Bengals	10/21
		Tyreek Hill	vs. Broncos	10/28
		Tyreek Hill	at Rams	11/19
Punt Return Yards	95	Tyreek Hill	at Chargers	9/9
Kickoff Returns	7	Tremon Smith	at Rams	11/19
Kickoff Return Yards	207	Tremon Smith	at Rams	11/19
Field Goals Attempted	4	Harrison Butker	at Patriots	10/14
		Harrison Butker	vs. Ravens	12/9
Field Goals Made	4	Harrison Butker	at Patriots	10/14
2018 REGULAR SEASON KANSAS CITY CHIEFS LONGEST PLAYS				
Run From Scrimmage	45	Kareem Hunt	at Broncos	10/1
Touchdown Run	15	Tyreek Hill	vs. Raiders	12/30
Pass Reception	89	Demarcus Robinson	vs. Raiders	12/30
Touchdown Reception	89	Demarcus Robinson	vs. Raiders	12/30
Interception Return	67	Reggie Ragland	vs. Raiders	12/30
Punt Return	91	Tyreek Hill	at Chargers	9/9
Kickoff Return	97	Tremon Smith	at Patriots	10/14
Punt	67	Dustin Colquitt	at Chargers	9/9
Field Goal	54	Harrison Butker	at Seahawks	12/23

INDIVIDUAL SINGLE-GAME HIGHS

2018 POSTSEASON CHIEFS INDIVIDUAL SINGLE-GAME HIGHS				
Passes Attempted	41	Patrick Mahomes	vs. Colts	1/12
Passes Completed	27	Patrick Mahomes	vs. Colts	1/12
Passing Yards	295	Patrick Mahomes	vs. Patriots	1/20
Touchdown Passes	3	Patrick Mahomes	vs. Patriots	1/20
Pass Receptions	8	Tyreek Hill	vs. Colts	1/12
Receiving Yards	114	Sammy Watkins	vs. Patriots	1/20
Touchdown Receptions	2	Damien Williams	vs. Patriots	1/20
Rushing Yards	129	Damien Williams	vs. Colts	1/12
Rushing Attempts	25	Damien Williams	vs. Colts	1/12
Rushing Touchdowns	1	Tyreek Hill	vs. Colts	1/12
		Patrick Mahomes	vs. Colts	1/12
		Damien Williams	vs. Colts	1/12
		Darrel Williams	vs. Colts	1/12
		Damien Williams	vs. Patriots	1/20
Yards From Scrimmage	154	Damien Williams	vs. Colts	1/12
Combined Net Yards	154	Damien Williams	vs. Colts	1/12
Interceptions Made	1	Reggie Ragland	vs. Patriots	1/20
		Daniel Sorensen	vs. Patriots	1/20
INT Return Yards	24	Daniel Sorensen	vs. Patriots	1/20
Sacks	2.0	Justin Houston	vs. Colts	1/12
Punts	5	Dustin Colquitt	vs. Patriots	1/20
Punt Returns	5	Tyreek Hill	vs. Colts	1/12
Punt Return Yards	6	Tyreek Hill	vs. Colts	1/12
Kickoff Returns	4	Tremon Smith	vs. Patriots	1/20
Kickoff Return Yards	99	Tremon Smith	vs. Patriots	1/20
Field Goals Attempted	1	Harrison Butker	vs. Colts	1/12
		Harrison Butker	vs. Patriots	1/20
Field Goals Made	1	Harrison Butker	vs. Colts	1/12
		Harrison Butker	vs. Patriots	1/20
2018 POSTSEASON KANSAS CITY CHIEFS LONGEST PLAYS				
Run From Scrimmage	36	Tyreek Hill	vs. Colts	1/12
Touchdown Run	36	Tyreek Hill	vs. Colts	1/12
Pass Reception	54	Sammy Watkins	vs. Patriots	1/20
Touchdown Reception	23	Damien Williams	vs. Patriots	1/20
Interception Return	24	Daniel Sorensen	vs. Patriots	1/20
Punt Return	4	Tyreek Hill	vs. Colts	1/12
Kickoff Return	29	Tremon Smith	vs. Patriots	1/20
Punt	59	Dustin Colquitt	vs. Patriots	1/20
Field Goal	39	Harrison Butker	vs. Colts	1/12
		Harrison Butker	vs. Patriots	1/20

OPPONENTS INDIVIDUAL SINGLE-GAME HIGHS

2018 REGULAR SEASON OPPONENTS INDIVIDUAL SINGLE-GAME HIGHS				
Passes Attempted	61	Blake Bortles	vs. Jaguars	10/7
Passes Completed	39	Ben Roethlisberger	at Steelers	9/16
Passing Yards	452	Ben Roethlisberger	at Steelers	9/16
Touchdown Passes	4	Jared Goff	at Rams	11/19
Pass Receptions	13	JuJu Smith-Schuster	at Steelers	9/16
Receiving Yards	138	Jesse James	at Steelers	9/16
Touchdown Receptions	2	Duke Johnson Jr.	at Browns	11/4
		Gerald Everett	at Rams	11/19
		Mike Williams	vs. Chargers	12/13
Rushing Yards	116	Chris Carson	at Seahawks	12/23
Rushing Attempts	27	Chris Carson	at Seahawks	12/23
Rushing Touchdowns	2	Sony Michel	at Patriots	10/14
		Chris Carson	at Seahawks	12/23
Yards From Scrimmage	183	David Johnson	vs. Cardinals	11/11
Combined Net Yards	183	David Johnson	vs. Cardinals	11/11
Interceptions Made	1	A.J. Bouye	vs. Jaguars	10/7
		Tashaun Gipson Sr.	vs. Jaguars	10/7
		Duron Harmon	at Patriots	10/14
		Dont'a Hightower	at Patriots	10/14
		Shawn Williams	vs. Bengals	10/21
		Justin Simmons	vs. Broncos	10/28
		Denzel Rice	at Browns	11/4
		Samson Ebukam	at Rams	11/19
		Lamarcus Joyner	at Rams	11/19
		Marcus Peters	at Rams	11/19
		Chuck Clark	vs. Ravens	12/9
		Gareon Conley	vs. Raiders	12/30
INT Return Yards	27	Dont'a Hightower	at Patriots	10/14
Sacks	2.0	Chandler Jones	vs. Cardinals	11/11
		Aaron Donald	at Rams	11/19
Punts	5	Jordan Berry	at Steelers	9/16
		Kevin Huber	vs. Bengals	10/21
		Andy Lee	vs. Cardinals	11/11
Punting Average	60.0	Drew Kaser	at Chargers	9/9
Punt Returns	3	Christian Kirk	vs. Cardinals	11/11
Punt Return Yards	55	Cyrus Jones	vs. Ravens	12/9
Kickoff Returns	4	Ryan Switzer	at Steelers	9/16
		Pharoh Cooper	at Rams	11/19
Kickoff Return Yards	91	Dwayne Harris	vs. Raiders	12/30
Field Goals Attempted	5	Stephen Gostkowski	at Patriots	10/14
Field Goals Made	5	Stephen Gostkowski	at Patriots	10/14
2018 REGULAR SEASON OPPONENTS LONGEST PLAYS				
Run From Scrimmage	30	Jalen Richard	at Raiders	12/2
Touchdown Run	21	Blake Bortles	vs. Jaguars	10/7
Pass Reception	49	Emmanuel Sanders	vs. Broncos	10/28
Touchdown Reception	40	Gerald Everett	at Rams	11/19
Interception Return	27	Dont'a Hightower	at Patriots	10/14
Punt Return	55	Cyrus Jones	vs. Ravens	12/9
Kickoff Return	36	T.J. Logan	vs. Cardinals	11/11
Punt	68	Johnny Hekker	at Rams	11/19
Field Goal	51	Greg Joseph	at Browns	11/4

OPPONENTS INDIVIDUAL SINGLE-GAME HIGHS

2018 POSTSEASON OPPONENTS INDIVIDUAL SINGLE-GAME HIGHS				
Passes Attempted	46	Tom Brady	vs. Patriots	1/20
Passes Completed	30	Tom Brady	vs. Patriots	1/20
Passing Yards	348	Tom Brady	vs. Patriots	1/20
Touchdown Passes	1	Andrew Luck	vs. Colts	1/12
		Tom Brady	vs. Patriots	1/20
Pass Receptions	7	Julian Edelman	vs. Patriots	1/20
Receiving Yards	96	Julian Edelman	vs. Patriots	1/20
Touchdown Receptions	1	T.Y. Hilton	vs. Colts	1/12
		Phillip Dorsett	vs. Patriots	1/20
Rushing Yards	113	Sony Michel	vs. Patriots	1/20
Rushing Attempts	29	Sony Michel	vs. Patriots	1/20
Rushing Touchdowns	2	Rex Burkhead	vs. Patriots	1/20
		Sony Michel	vs. Patriots	1/20
Yards From Scrimmage	113	Sony Michel	vs. Patriots	1/20
Combined Net Yards	134	Julian Edelman	vs. Patriots	1/20
Sacks	2.0	Kenny Moore II	vs. Colts	1/12
		Kyle Van Noy	vs. Patriots	1/20
Punts	7	Rigoberto Sanchez	vs. Colts	1/12
Punt Returns	3	Julian Edelman	vs. Patriots	1/20
Punt Return Yards	38	Julian Edelman	vs. Patriots	1/20
Kickoff Returns	3	Zach Pascal	vs. Colts	1/12
		Cordarrelle Patterson	vs. Patriots	1/20
Kickoff Return Yards	80	Cordarrelle Patterson	vs. Patriots	1/20
Field Goals Attempted	1	Adam Vinatieri	vs. Colts	1/12
		Stephen Gostkowski	vs. Patriots	1/20
Field Goals Made	1	Stephen Gostkowski	vs. Patriots	1/20
2018 POSTSEASON OPPONENTS LONGEST PLAYS				
Run From Scrimmage	20	Marlon Mack	vs. Colts	1/12
Touchdown Run	10	Sony Michel	vs. Patriots	1/20
Pass Reception	30	James White	vs. Patriots	1/20
Touchdown Reception	29	T.Y. Hilton	vs. Colts	1/12
		Phillip Dorsett	vs. Patriots	1/20
Punt Return	14	Julian Edelman	vs. Patriots	1/20
Kickoff Return	38	Cordarrelle Patterson	vs. Patriots	1/20
Punt	57	Rigoberto Sanchez	vs. Colts	1/12
Field Goal	47	Stephen Gostkowski	vs. Patriots	1/20

BIG YARDAGE GAMES

2018 REGULAR SEASON BIG YARDAGE GAMES

100-YARD PASS RECEIVERS

DATE	OPPONENT	PLAYER	ATT.	YDS.	AVG.	LG	TD
9/9	at Chargers	Tyreek Hill	7	169	24.1	58t	2
9/16	at Steelers	Travis Kelce	7	109	15.6	31	2
9/16	at Steelers	Sammy Watkins	6	100	16.7	40	0
9/23	vs. 49ers	Travis Kelce	8	114	14.3	25	0
10/7	vs. Jaguars	Travis Kelce	5	100	20.0	40	0
10/14	at Patriots	Tyreek Hill	7	142	20.3	75t	3
10/14	at Patriots	Kareem Hunt	5	105	21.0	67t	1
10/28	vs. Broncos	Sammy Watkins	8	107	13.4	24	2
11/11	vs. Cardinals	Tyreek Hill	7	117	16.7	38	2
11/19	at Rams	Tyreek Hill	10	215	21.5	73t	2
11/19	at Rams	Travis Kelce	10	127	12.7	37	1
12/2	at Raiders	Travis Kelce	12	168	14.0	28	2
12/9	vs. Ravens	Tyreek Hill	8	139	17.4	48	0
12/30	vs. Raiders	Tyreek Hill	5	101	20.2	67t	1

100-YARD RUSHERS

DATE	OPPONENT	PLAYER	ATT.	YDS.	AVG.	LG	TD
10/1	at Broncos	Kareem Hunt	19	121	6.4	45	1
12/23	at Seahawks	Damien Williams	13	103	7.9	25	0

300-YARD PASSERS

DATE	OPPONENT	PLAYER	ATT.	YDS.	COMP.	LG	TD
9/16	at Steelers	Patrick Mahomes	28	326	23	40	6
9/23	vs. 49ers	Patrick Mahomes	38	314	24	42	3
10/1	at Broncos	Patrick Mahomes	45	304	28	35	1
10/7	vs. Jaguars	Patrick Mahomes	38	313	22	40	0
10/14	at Patriots	Patrick Mahomes	36	352	23	75t	4
10/21	vs. Bengals	Patrick Mahomes	39	358	28	50	4
10/28	vs. Broncos	Patrick Mahomes	34	303	24	40	4
11/4	at Browns	Patrick Mahomes	32	375	23	50t	3
11/19	at Rams	Patrick Mahomes	46	478	33	73t	6
12/9	vs. Ravens	Patrick Mahomes	53	377	35	48	2

2018 OPPONENTS BIG YARDAGE GAMES

100-YARD PASS RECEIVERS

DATE	OPPONENT	PLAYER	ATT.	YDS.	AVG.	LG	TD
9/9	at Chargers	Keenan Allen	8	108	13.5	23	1
9/9	at Chargers	Melvin Gordon III	9	102	11.3	25	0
9/16	at Steelers	Jesse James	5	138	27.6	46	1
9/16	at Steelers	JuJu Smith-Schuster	13	121	9.3	21	1
10/21	vs. Bengals	A.J. Green	7	117	16.7	31	0
11/19	at Rams	Brandin Cooks	8	107	13.4	30	0
12/2	at Raiders	Jared Cook	7	100	14.3	29	1
12/23	at Seahawks	Doug Baldwin	7	126	18.0	29	1

100-YARD RUSHERS

DATE	OPPONENT	PLAYER	ATT.	YDS.	AVG.	LG	TD
10/14	at Patriots	Sony Michel	24	106	4.4	15	2
12/23	at Seahawks	Chris Carson	27	116	4.3	17	2
12/30	vs. Raiders	Doug Martin	21	100	4.8	15	0

300-YARD PASSERS

DATE	OPPONENT	PLAYER	ATT.	YDS.	COMP.	LG	TD
9/9	at Chargers	Philip Rivers	51	424	34	30	3
9/16	at Steelers	Ben Roethlisberger	60	452	39	46	3
10/7	vs. Jaguars	Blake Bortles	61	430	33	38	1
10/14	at Patriots	Tom Brady	35	340	24	42	1
11/19	at Rams	Jared Goff	49	413	31	40t	4
12/13	vs. Chargers	Philip Rivers	38	313	26	38	2

BIG YARDAGE GAMES

2018 POSTSEASON BIG YARDAGE GAMES

100-YARD PASS RECEIVERS

DATE	OPPONENT	PLAYER	ATT.	YDS.	AVG.	LG	TD
1/12	vs. Colts	Travis Kelce	7	108	15.4	30	0
1/20	vs. Patriots	Sammy Watkins	4	114	28.5	54	0

100-YARD RUSHERS

DATE	OPPONENT	PLAYER	ATT.	YDS.	AVG.	LG	TD
1/12	vs. Colts	Damien Williams	25	129	5.2	24	1

2018 OPPONENTS BIG YARDAGE GAMES

100-YARD RUSHERS

DATE	OPPONENT	PLAYER	ATT.	YDS.	AVG.	LG	TD
1/20	vs. Patriots	Sony Michel	29	113	3.9	11	2

300-YARD PASSERS

DATE	OPPONENT	PLAYER	ATT.	YDS.	COMP.	LG	TD
1/20	vs. Patriots	Tom Brady	46	348	30	30	1

100.0+ PASSER RATING

2018 REGULAR SEASON 100.0+ PASSER RATING

PASSING GAMES

DATE	OPPONENT	PLAYER	ATT.	CMP.	YDS.	CMP.%	YDS/ATT.	YDS/CMP.	TD	TD%	INT	INT%	LONG	SACK/LOST	RATING
9/9	at Chargers	Patrick Mahomes	27	15	256	55.6%	9.48	17.07	4	14.8%	0	0.0%	58t	1/0	127.5
9/16	at Steelers	Patrick Mahomes	28	23	326	82.1%	11.64	14.17	6	21.4%	0	0.0%	40	1/4	154.8
9/23	vs. 49ers	Patrick Mahomes	38	24	314	63.2%	8.26	13.08	3	7.9%	0	0.0%	42	2/7	115.5
10/14	at Patriots	Patrick Mahomes	36	23	352	63.9%	9.78	15.30	4	11.1%	2	5.6%	75t	0/0	110.0
10/21	vs. Bengals	Patrick Mahomes	39	28	358	71.8%	9.18	12.79	4	10.3%	1	2.6%	50	2/5	123.7
10/28	vs. Broncos	Patrick Mahomes	34	24	303	70.6%	8.91	12.63	4	11.8%	1	2.9%	40	2/12	125.0
11/4	at Browns	Patrick Mahomes	32	23	375	71.9%	11.72	16.30	3	9.4%	1	3.1%	50t	2/15	129.0
11/11	vs. Cardinals	Patrick Mahomes	28	21	249	75.0%	8.89	11.86	2	7.1%	0	0.0%	38	5/37	125.4
11/19	at Rams	Patrick Mahomes	46	33	478	71.7%	10.39	14.48	6	13.0%	3	6.5%	73t	3/30	117.6
12/2	at Raiders	Patrick Mahomes	38	23	295	60.5%	7.76	12.83	4	10.5%	0	0.0%	38	0/0	120.0
12/13	vs. Chargers	Patrick Mahomes	34	24	243	70.6%	7.15	10.13	2	5.9%	0	0.0%	33	2/9	110.3
12/23	at Seahawks	Patrick Mahomes	40	23	273	57.5%	6.83	11.87	3	7.5%	0	0.0%	32	1/8	103.4
12/30	vs. Raiders	Patrick Mahomes	24	14	281	58.3%	11.71	20.07	2	8.3%	1	4.2%	89t	0/0	109.9

2018 OPPONENTS 100.0+ PASSER RATING

PASSING GAMES

DATE	OPPONENT	PLAYER	ATT.	CMP.	YDS.	CMP.%	YDS/ATT.	YDS/CMP.	TD	TD%	INT	INT%	LONG	SACK/LOST	RATING
9/9	at Chargers	Philip Rivers	51	34	424	66.7%	8.31	12.47	3	5.9%	1	2.0%	30	1/6	103.7
9/16	at Steelers	Ben Roethlisberger	60	39	452	65.0%	7.53	11.59	3	5.0%	0	0.0%	46	1/10	104.3
9/23	vs. 49ers	Jimmy Garoppolo	30	20	251	66.7%	8.37	12.55	2	6.7%	0	0.0%	35t	4/23	114.7
10/14	at Patriots	Tom Brady	35	24	340	68.6%	9.71	14.17	1	2.9%	0	0.0%	42	2/13	109.2
11/19	at Rams	Jared Goff	49	31	413	63.3%	8.43	13.32	4	8.2%	0	0.0%	40t	5/34	117.1
12/2	at Raiders	Derek Carr	38	29	285	76.3%	7.50	9.83	3	7.9%	0	0.0%	29	3/14	123.2
12/9	vs. Ravens	Lamar Jackson	24	13	147	54.2%	6.13	11.31	2	8.3%	0	0.0%	21	2/20	100.5
12/23	at Seahawks	Russell Wilson	29	18	271	62.1%	9.34	15.06	3	10.3%	0	0.0%	45	3/17	127.2

*NEED MINIMUM OF 20 ATTEMPTS TO QUALIFY

2018 POSTSEASON 100.0+ PASSER RATING

PASSING GAMES

DATE	OPPONENT	PLAYER	ATT.	CMP.	YDS.	CMP.%	YDS/ATT.	YDS/CMP.	TD	TD%	INT	INT%	LONG	SACK/LOST	RATING
1/20	vs. Patriots	Patrick Mahomes	31	16	295	51.6%	9.52	18.44	3	9.7%	0	0.0%	54	4/46	117.0

2018 OPPONENTS 100.0+ PASSER RATING

PASSING GAMES

*** No Results ***

*NEED MINIMUM OF 20 ATTEMPTS TO QUALIFY

WEEK-BY-WEEK RANKINGS

2018 REGULAR SEASON									
		OFFENSE				DEFENSE			
DATE	OPPONENT	TOTAL	RUSH	PASS	*POINTS SCORED	TOTAL	RUSH	PASS	*POINTS SCORED
9/9	@ L.A. Chargers	13	20	11	5	32	22	31	25
9/16	@ Pittsburgh	6	10	9	1	32	T-6	32	29
9/23	San Francisco	7	15	7	1	32	T-18	T-31	30
10/1	@ Denver	8	14	9	1	32	28	31	25
10/7	Jacksonville	5	T-11	11	2	32	24	31	20
10/14	@ New England	5	13	7	2	32	27	31	27
10/21	Cincinnati	3	10	5	1	32	23	31	22
10/28	Denver	3	14	4	1	31	25	29	T-21
11/4	@ Cleveland	3	13	3	1	31	25	28	20
11/11	Arizona	3	13	4	2	29	23	28	T-16
11/19	@ L.A. Rams	3	13	2	2	30	20	32	28
12/2	@ Oakland	3	13	3	1	31	22	32	27
12/9	Baltimore	1	15	3	1	30	25	32	28
12/13	L.A. Chargers	1	16	2	1	31	26	32	28
12/23	@ Seattle	1	16	3	1	31	28	31	29
12/30	Oakland	1	16	3	1	31	27	31	24

*Points per game

2018 POSTSEASON									
		OFFENSE				DEFENSE			
DATE	OPPONENT	TOTAL	RUSH	PASS	*POINTS SCORED	TOTAL	RUSH	PASS	*POINTS SCORED
1/12	Indianapolis	3	2	4	2	3	5	2	1
1/20	New England	3	4	3	2	4	4	3	3

*Points per game

INDIVIDUAL GXG STATS: PASSING

2018 REGULAR SEASON INDIVIDUAL GAME-BY-GAME STATS

PASSING:		CHAD HENNE												
DATE	OPP.	ATT	CMP	YDS	COMP%	Y/A	Y/C	TD	TD%	INT	INT%	LG	SK/YD	RATE
09/09	at L.A. Chargers	*DID NOT PLAY*												
09/16	at Pittsburgh	*DID NOT PLAY*												
09/23	San Francisco	*DID NOT PLAY*												
10/01	at Denver	*DID NOT PLAY*												
10/07	Jacksonville	*DID NOT PLAY*												
10/14	at New England	*DID NOT PLAY*												
10/21	Cincinnati	*DID NOT PLAY*												
10/28	Denver	*DID NOT PLAY*												
11/04	at Cleveland	*DID NOT PLAY*												
11/11	Arizona	*DID NOT PLAY*												
11/19	at L.A. Rams	*DID NOT PLAY*												
12/02	at Oakland	*DID NOT PLAY*												
12/09	Baltimore	*DID NOT PLAY*												
12/13	L.A. Chargers	*DID NOT PLAY*												
12/23	at Seattle	*DID NOT PLAY*												
12/30	Oakland	3	2	29	66.7%	9.67	14.50	0	0.0%	0	0.0%	22	0/0.0	97.9
TOTALS		**3**	**2**	**29**	**66.7%**	**9.67**	**14.50**	**0**	**0.0%**	**0**	**0.0%**	**22**	**0/0.0**	**97.9**

PASSING:		PATRICK MAHOMES												
DATE	OPP.	ATT	CMP	YDS	COMP%	Y/A	Y/C	TD	TD%	INT	INT%	LG	SK/YD	RATE
09/09	at L.A. Chargers	27	15	256	55.6%	9.48	17.07	4	14.8%	0	0.0%	58t	1/0.0	127.5
09/16	at Pittsburgh	28	23	326	82.1%	11.64	14.17	6	21.4%	0	0.0%	40	1/4.0	154.8
09/23	San Francisco	38	24	314	63.2%	8.26	13.08	3	7.9%	0	0.0%	42	2/7.0	115.5
10/01	at Denver	45	28	304	62.2%	6.76	10.86	1	2.2%	0	0.0%	35	1/0.0	89.5
10/07	Jacksonville	38	22	313	57.9%	8.24	14.23	0	0.0%	2	5.3%	40	1/15.0	62.7
10/14	at New England	36	23	352	63.9%	9.78	15.30	4	11.1%	2	5.6%	75t	0/0.0	110.0
10/21	Cincinnati	39	28	358	71.8%	9.18	12.79	4	10.3%	1	2.6%	50	2/5.0	123.7
10/28	Denver	34	24	303	70.6%	8.91	12.63	4	11.8%	1	2.9%	40	2/12.0	125.0
11/04	at Cleveland	32	23	375	71.9%	11.72	16.30	3	9.4%	1	3.1%	50t	2/15.0	129.0
11/11	Arizona	28	21	249	75.0%	8.89	11.86	2	7.1%	0	0.0%	38	5/37.0	125.4
11/19	at L.A. Rams	46	33	478	71.7%	10.39	14.48	6	13.0%	3	6.5%	73t	3/30.0	117.6
12/02	at Oakland	38	23	295	60.5%	7.76	12.83	4	10.5%	0	0.0%	38	0/0.0	120.0
12/09	Baltimore	53	35	377	66.0%	7.11	10.77	2	3.8%	1	1.9%	48	3/29.0	91.5
12/13	L.A. Chargers	34	24	243	70.6%	7.15	10.13	2	5.9%	0	0.0%	33	2/9.0	110.3
12/23	at Seattle	40	23	273	57.5%	6.83	11.87	3	7.5%	0	0.0%	32	1/8.0	103.4
12/30	Oakland	24	14	281	58.3%	11.71	20.07	2	8.3%	1	4.2%	89t	0/0.0	109.9
TOTALS		**580**	**383**	**5,097**	**66.0%**	**8.79**	**13.31**	**50**	**8.6%**	**12**	**2.1%**	**89t**	**26/171.0**	**113.8**

INDIVIDUAL GXG STATS: PASSING

2018 POSTSEASON INDIVIDUAL GAME-BY-GAME STATS

PASSING:		CHAD HENNE												
DATE	OPP.	ATT	CMP	YDS	COMP%	Y/A	Y/C	TD	TD%	INT	INT%	LG	SK/YD	RATE
01/12	Indianapolis	*DID NOT PLAY*												
01/20	New England	*DID NOT PLAY*												
TOTALS		**0**	**0**	**0**	**0.0%**	**0.00**	**0.00**	**0**	**0%**	**0**	**0%**	**--**	**0/0.0**	**0.0**

PASSING:		PATRICK MAHOMES												
DATE	OPP.	ATT	CMP	YDS	COMP%	Y/A	Y/C	TD	TD%	INT	INT%	LG	SK/YD	RATE
01/12	Indianapolis	41	27	278	65.9%	6.78	10.30	0	0.0%	0	0.0%	34	4/25.0	85.2
01/20	New England	31	16	295	51.6%	9.52	18.44	3	9.7%	0	0.0%	54	4/46.0	117.0
TOTALS		**72**	**43**	**573**	**59.7%**	**7.96**	**13.33**	**3**	**4.2%**	**0**	**0.0%**	**54**	**8/71.0**	**98.9**

INDIVIDUAL GXG STATS: RUSHING

2018 REGULAR SEASON INDIVIDUAL GAME-BY-GAME STATS

RUSHING:		CHAD HENNE					TYREEK HILL					KAREEM HUNT				
DATE	OPP.	NO.	YDS	AVG	LG	TD	NO.	YDS	AVG	LG	TD	NO.	YDS	AVG	LG	TD
09/09	at L.A. Chargers	DID NOT PLAY					2	4	2.0	7	0	16	49	3.1	13	0
09/16	at Pittsburgh	DID NOT PLAY					0	0	0	--	0	18	75	4.2	16	0
09/23	San Francisco	DID NOT PLAY					2	5	2.5	5	0	18	44	2.4	10	2
10/01	at Denver	DID NOT PLAY					1	2	2.0	2	0	19	121	6.4	45	1
10/07	Jacksonville	DID NOT PLAY					2	26	13.0	21	0	22	87	4.0	24	1
10/14	at New England	DID NOT PLAY					1	0	0.0	--	0	10	80	8.0	31	0
10/21	Cincinnati	DID NOT PLAY					2	8	4.0	6	0	15	86	5.7	21	1
10/28	Denver	DID NOT PLAY					0	0	0	--	0	16	50	3.1	11	0
11/04	at Cleveland	DID NOT PLAY					2	16	8.0	12	0	17	91	5.4	25	2
11/11	Arizona	DID NOT PLAY					1	20	20.0	20	0	16	71	4.4	18	0
11/19	at L.A. Rams	DID NOT PLAY					0	0	0	--	0	14	70	5.0	27	0
12/02	at Oakland	DID NOT PLAY					2	37	18.5	33	0	NOT ON ROSTER				
12/09	Baltimore	DID NOT PLAY					1	6	6.0	6	0	NOT ON ROSTER				
12/13	L.A. Chargers	DID NOT PLAY					3	-5	-1.7	--	0	NOT ON ROSTER				
12/23	at Seattle	DID NOT PLAY					2	17	8.5	9	0	NOT ON ROSTER				
12/30	Oakland	1	3	3.0	3	0	1	15	15.0	15t	1	NOT ON ROSTER				
TOTALS		1	3	3.0	3	0	22	151	6.9	33	1	181	824	4.6	45	7

RUSHING:		PATRICK MAHOMES					ANTHONY SHERMAN					DE'ANTHONY THOMAS				
DATE	OPP.	NO.	YDS	AVG	LG	TD	NO.	YDS	AVG	LG	TD	NO.	YDS	AVG	LG	TD
09/09	at L.A. Chargers	5	21	4.2	8	0	0	0	0	--	0	0	0	0	--	0
09/16	at Pittsburgh	5	18	3.6	10	0	0	0	0	--	0	0	0	0	--	0
09/23	San Francisco	5	7	1.4	7	0	0	0	0	--	0	0	0	0	--	0
10/01	at Denver	3	7	2.3	8t	1	0	0	0	--	0	1	6	6.0	6	0
10/07	Jacksonville	4	13	3.3	11	1	0	0	0	--	0	0	0	0	--	0
10/14	at New England	2	9	4.5	6	0	0	0	0	--	0	RESERVE/INJURED				
10/21	Cincinnati	4	45	11.3	23	0	0	0	0	--	0	RESERVE/INJURED				
10/28	Denver	2	-1	-0.5	1	0	0	0	0	--	0	RESERVE/INJURED				
11/04	at Cleveland	2	18	9.0	15	0	0	0	0	--	0	RESERVE/INJURED				
11/11	Arizona	4	21	5.3	14	0	0	0	0	--	0	RESERVE/INJURED				
11/19	at L.A. Rams	6	28	4.7	7	0	0	0	0	--	0	RESERVE/INJURED				
12/02	at Oakland	9	52	5.8	28	0	0	0	0	--	0	RESERVE/INJURED				
12/09	Baltimore	2	-3	-1.5	2	0	1	2	2.0	2	0	RESERVE/INJURED				
12/13	L.A. Chargers	2	3	1.5	2	0	0	0	0	--	0	RESERVE/INJURED				
12/23	at Seattle	3	33	11.0	22	0	0	0	0	--	0	RESERVE/INJURED				
12/30	Oakland	2	1	0.5	2	0	0	0	0	--	0	RESERVE/INJURED				
TOTALS		60	272	4.5	28	2	1	2	2.0	2	0	1	6	6.0	6	0

RUSHING:		SPENCER WARE					SAMMY WATKINS					CHARCANDRICK WEST				
DATE	OPP.	NO.	YDS	AVG	LG	TD	NO.	YDS	AVG	LG	TD	NO.	YDS	AVG	LG	TD
09/09	at L.A. Chargers	3	32	10.7	27	0	0	0	0	--	0	NOT ON ROSTER				
09/16	at Pittsburgh	1	3	3.0	3	0	1	31	31.0	31	0	NOT ON ROSTER				
09/23	San Francisco	1	1	1.0	1	0	2	20	10.0	11	0	NOT ON ROSTER				
10/01	at Denver	2	6	3.0	4	0	0	0	0	--	0	NOT ON ROSTER				
10/07	Jacksonville	1	0	0.0	--	0	0	0	0	--	0	NOT ON ROSTER				
10/14	at New England	2	5	2.5	4	0	1	-1	-1.0	-1	0	NOT ON ROSTER				
10/21	Cincinnati	8	59	7.4	34	0	0	0	0	--	0	NOT ON ROSTER				
10/28	Denver	0	0	0	--	0	0	0	0	--	0	NOT ON ROSTER				
11/04	at Cleveland	2	12	6.0	11	0	1	2	2.0	2	0	NOT ON ROSTER				
11/11	Arizona	2	6	3.0	3t	1	INACTIVE					NOT ON ROSTER				
11/19	at L.A. Rams	0	0	0	--	0	0	0	0	--	0	NOT ON ROSTER				
12/02	at Oakland	14	47	3.4	17	1	INACTIVE					NOT ON ROSTER				
12/09	Baltimore	15	75	5.0	13	0	INACTIVE					INACTIVE				
12/13	L.A. Chargers	INACTIVE					INACTIVE					0	0	0	--	0
12/23	at Seattle	INACTIVE					INACTIVE					1	1	1.0	1	0
12/30	Oakland	INACTIVE					INACTIVE					1	-2	-2.0	-2	0
TOTALS		51	246	4.8	34	2	5	52	10.4	31	0	2	-1	-0.5	1	0

INDIVIDUAL GXG STATS: RUSHING

RUSHING:		DAMIEN WILLIAMS					DARREL WILLIAMS				
DATE	OPP.	NO.	YDS	AVG	LG	TD	NO.	YDS	AVG	LG	TD
09/09	at L.A. Chargers	1	0	0.0	--	0			*INACTIVE*		
09/16	at Pittsburgh	0	0	0	--	0			*INACTIVE*		
09/23	San Francisco	0	0	0	--	0			*INACTIVE*		
10/01	at Denver	0	0	0	--	0			*INACTIVE*		
10/07	Jacksonville	1	0	0.0	--	0			*INACTIVE*		
10/14	at New England	1	1	1.0	1	0			*INACTIVE*		
10/21	Cincinnati	0	0	0	--	0			*INACTIVE*		
10/28	Denver	0	0	0	--	0			*INACTIVE*		
11/04	at Cleveland	0	0	0	--	0			*INACTIVE*		
11/11	Arizona	0	0	0	--	0	0	0	0	--	0
11/19	at L.A. Rams	0	0	0	--	0			*INACTIVE*		
12/02	at Oakland	5	38	7.6	17	0	0	0	0	--	0
12/09	Baltimore	8	14	1.8	5	1	0	0	0	--	0
12/13	L.A. Chargers	10	49	4.9	22	2	2	13	6.5	8	0
12/23	at Seattle	13	103	7.9	25	0	0	0	0	--	0
12/30	Oakland	11	51	4.6	15	1	11	31	2.8	6	0
TOTALS		**50**	**256**	**5.1**	**25**	**4**	**13**	**44**	**3.4**	**8**	**0**

INDIVIDUAL GXG STATS: RUSHING

2018 POSTSEASON INDIVIDUAL GAME-BY-GAME STATS

RUSHING:		TYREEK HILL					PATRICK MAHOMES					SAMMY WATKINS				
DATE	OPP.	NO.	YDS	AVG	LG	TD	NO.	YDS	AVG	LG	TD	NO.	YDS	AVG	LG	TD
01/12	Indianapolis	1	36	36.0	36t	1	3	8	2.7	4t	1	1	-2	-2.0	-2	0
01/20	New England	0	0	0	--	0	2	11	5.5	9	0	0	0	0	--	0
TOTALS		1	36	36.0	36t	1	5	19	3.8	9	1	1	-2	-2.0	-2	0

RUSHING:		DAMIEN WILLIAMS					DARREL WILLIAMS				
DATE	OPP.	NO.	YDS	AVG	LG	TD	NO.	YDS	AVG	LG	TD
01/12	Indianapolis	25	129	5.2	24	1	3	9	3.0	6t	1
01/20	New England	10	30	3.0	10	1	0	0	0	--	0
TOTALS		35	159	4.5	24	2	3	9	3.0	6t	1

INDIVIDUAL GXG STATS: RECEIVING

2018 REGULAR SEASON INDIVIDUAL GAME-BY-GAME STATS

RECEIVING:		KELVIN BENJAMIN					CHRIS CONLEY					GEHRIG DIETER				
DATE	OPP.	NO.	YDS	AVG	LG	TD	NO.	YDS	AVG	LG	TD	NO.	YDS	AVG	LG	TD
09/09	at L.A. Chargers	*Bills*					1	15	15.0	15	0	*PRACTICE SQUAD*				
09/16	at Pittsburgh	*Bills*					2	17	8.5	15t	1	*PRACTICE SQUAD*				
09/23	San Francisco	*Bills*					2	13	6.5	9	1	*PRACTICE SQUAD*				
10/01	at Denver	*Bills*					4	13	3.3	5	0	*PRACTICE SQUAD*				
10/07	Jacksonville	*Bills*					2	21	10.5	14	0	*PRACTICE SQUAD*				
10/14	at New England	*Bills*					1	19	19.0	19	0	*PRACTICE SQUAD*				
10/21	Cincinnati	*Bills*					1	6	6.0	6	0	*PRACTICE SQUAD*				
10/28	Denver	*Bills*					0	0	0	--	0	*PRACTICE SQUAD*				
11/04	at Cleveland	*Bills*					1	23	23.0	23	0	*PRACTICE SQUAD*				
11/11	Arizona	*Bills*					1	22	22.0	22	0	*PRACTICE SQUAD*				
11/19	at L.A. Rams	*Bills*					7	74	10.6	27	2	*INACTIVE*				
12/02	at Oakland	*Bills*					3	25	8.3	18	1	0	0	0	--	0
12/09	Baltimore	*INACTIVE*					2	13	6.5	7	0	0	0	0	--	0
12/13	L.A. Chargers	1	17	17.0	17	0	2	19	9.5	16	0	*INACTIVE*				
12/23	at Seattle	0	0	0	--	0	3	54	18.0	23	0	0	0	0	--	0
12/30	Oakland	1	9	9.0	9	0	0	0	0	--	0	1	22	22.0	22	0
TOTALS		**2**	**26**	**13.0**	**40**	**0**	**32**	**334**	**10.4**	**27**	**5**	**1**	**22**	**22.0**	**22**	**0**

RECEIVING:		DEMETRIUS HARRIS					TYREEK HILL					KAREEM HUNT				
DATE	OPP.	NO.	YDS	AVG	LG	TD	NO.	YDS	AVG	LG	TD	NO.	YDS	AVG	LG	TD
09/09	at L.A. Chargers	*RESERVE/LEAGUE SUSP.*					7	169	24.1	58t	2	0	0	0	--	0
09/16	at Pittsburgh	0	0	0	--	0	5	90	18.0	36	1	1	5	5.0	5t	1
09/23	San Francisco	1	13	13.0	13t	1	2	51	25.5	42	0	0	0	0	--	0
10/01	at Denver	2	59	29.5	35	0	9	54	6.0	15	0	3	54	18.0	27	0
10/07	Jacksonville	1	5	5.0	5	0	4	61	15.3	36	0	1	7	7.0	7	0
10/14	at New England	0	0	0	--	0	7	142	20.3	75t	3	5	105	21.0	67t	1
10/21	Cincinnati	1	17	17.0	17t	1	7	68	9.7	27	1	5	55	11.0	15t	2
10/28	Denver	0	0	0	--	0	3	70	23.3	40	0	5	36	7.2	23t	1
11/04	at Cleveland	0	0	0	--	0	4	69	17.3	40	0	1	50	50.0	50t	1
11/11	Arizona	0	0	0	--	0	7	117	16.7	38	2	2	25	12.5	16	0
11/19	at L.A. Rams	1	3	3.0	3	0	10	215	21.5	73t	2	3	41	13.7	21t	1
12/02	at Oakland	3	39	13.0	16	1	1	13	13.0	13	0	*NOT ON ROSTER*				
12/09	Baltimore	3	28	9.3	15	0	8	139	17.4	48	0	*NOT ON ROSTER*				
12/13	L.A. Chargers	0	0	0	--	0	4	46	11.5	33	0	*NOT ON ROSTER*				
12/23	at Seattle	0	0	0	--	0	4	74	18.5	32	0	*NOT ON ROSTER*				
12/30	Oakland	0	0	0	--	0	5	101	20.2	67t	1	*NOT ON ROSTER*				
TOTALS		**12**	**164**	**13.7**	**35**	**3**	**87**	**1479**	**17.0**	**75t**	**12**	**26**	**378**	**14.5**	**67t**	**7**

RECEIVING:		TRAVIS KELCE					MARCUS KEMP					DEMARCUS ROBINSON				
DATE	OPP.	NO.	YDS	AVG	LG	TD	NO.	YDS	AVG	LG	TD	NO.	YDS	AVG	LG	TD
09/09	at L.A. Chargers	1	6	6.0	6	0	0	0	0	--	0	0	0	0	--	0
09/16	at Pittsburgh	7	109	15.6	31	2	0	0	0	--	0	1	3	3.0	3t	1
09/23	San Francisco	8	114	14.3	25	0	1	7	7.0	7	0	0	0	0	--	0
10/01	at Denver	7	78	11.1	29	1	0	0	0	--	0	2	31	15.5	23	0
10/07	Jacksonville	5	100	20.0	40	0	0	0	0	--	0	0	0	0	--	0
10/14	at New England	5	61	12.2	17	0	0	0	0	--	0	0	0	0	--	0
10/21	Cincinnati	5	95	19.0	43	0	0	0	0	--	0	2	13	6.5	9	0
10/28	Denver	6	79	13.2	18	1	0	0	0	--	0	1	1	1.0	1	0
11/04	at Cleveland	7	99	14.1	21	2	0	0	0	--	0	1	3	3.0	3	0
11/11	Arizona	6	46	7.7	10	0	0	0	0	--	0	3	30	10.0	17	0
11/19	at L.A. Rams	10	127	12.7	37	1	0	0	0	--	0	1	14	14.0	14	0
12/02	at Oakland	12	168	14.0	28	2	0	0	0	--	0	1	38	38.0	38	0
12/09	Baltimore	7	77	11.0	17	1	0	0	0	--	0	5	42	8.4	17	0
12/13	L.A. Chargers	7	61	8.7	16	0	0	0	0	--	0	2	7	3.5	5t	1
12/23	at Seattle	5	54	10.8	23	0	0	0	0	--	0	2	17	8.5	11t	1
12/30	Oakland	5	62	12.4	25	0	0	0	0	--	0	1	89	89.0	89t	1
TOTALS		**103**	**1336**	**13.0**	**43**	**10**	**1**	**7**	**7.0**	**7**	**0**	**22**	**288**	**13.1**	**89t**	**4**

INDIVIDUAL GXG STATS: RECEIVING

RECEIVING:		ANTHONY SHERMAN					DE'ANTHONY THOMAS					SPENCER WARE				
DATE	OPP.	NO.	YDS	AVG	LG	TD	NO.	YDS	AVG	LG	TD	NO.	YDS	AVG	LG	TD
09/09	at L.A. Chargers	1	36	36.0	36t	1	1	1	1.0	1t	1	1	8	8.0	8	0
09/16	at Pittsburgh	0	0	0	--	0	0	0	0	--	0	0	0	0	--	0
09/23	San Francisco	1	16	16.0	16	0	0	0	0	--	0	2	29	14.5	15	0
10/01	at Denver	0	0	0	--	0	1	15	15.0	15	0	0	0	0	--	0
10/07	Jacksonville	1	15	15.0	15	0	1	13	13.0	13	0	1	13	13.0	13	0
10/14	at New England	1	-2	-2.0	-2	0	*RESERVE/INJURED*					2	9	4.5	5	0
10/21	Cincinnati	0	0	0	--	0	*RESERVE/INJURED*					3	30	10.0	22	0
10/28	Denver	1	10	10.0	10	0	*RESERVE/INJURED*					0	0	0	--	0
11/04	at Cleveland	0	0	0	--	0	*RESERVE/INJURED*					4	69	17.3	25	0
11/11	Arizona	1	2	2.0	2	0	*RESERVE/INJURED*					1	7	7.0	7	0
11/19	at L.A. Rams	0	0	0	--	0	*RESERVE/INJURED*					0	0	0	--	0
12/02	at Oakland	0	0	0	--	0	*RESERVE/INJURED*					1	5	5.0	5	0
12/09	Baltimore	0	0	0	--	0	*RESERVE/INJURED*					5	54	10.8	31	0
12/13	L.A. Chargers	0	0	0	--	0	*RESERVE/INJURED*					*INACTIVE*				
12/23	at Seattle	0	0	0	--	0	*RESERVE/INJURED*					*INACTIVE*				
12/30	Oakland	2	19	9.5	12	0	*RESERVE/INJURED*					*INACTIVE*				
TOTALS		**8**	**96**	**12.0**	**36t**	**1**	**3**	**29**	**9.7**	**15**	**1**	**20**	**224**	**11.2**	**31**	**0**

RECEIVING:		SAMMY WATKINS					CHARCANDRICK WEST					DAMIEN WILLIAMS				
DATE	OPP.	NO.	YDS	AVG	LG	TD	NO.	YDS	AVG	LG	TD	NO.	YDS	AVG	LG	TD
09/09	at L.A. Chargers	3	21	7.0	16	0	*NOT ON ROSTER*					0	0	0	--	0
09/16	at Pittsburgh	6	100	16.7	40	0	*NOT ON ROSTER*					1	2	2.0	2	0
09/23	San Francisco	5	55	11.0	15	1	*NOT ON ROSTER*					2	16	8.0	9	0
10/01	at Denver	0	0	0	--	0	*NOT ON ROSTER*					0	0	0	--	0
10/07	Jacksonville	6	78	13.0	33	0	*NOT ON ROSTER*					0	0	0	--	0
10/14	at New England	2	18	9.0	15	0	*NOT ON ROSTER*					0	0	0	--	0
10/21	Cincinnati	4	74	18.5	50	0	*NOT ON ROSTER*					0	0	0	--	0
10/28	Denver	8	107	13.4	24	2	*NOT ON ROSTER*					0	0	0	--	0
11/04	at Cleveland	5	62	12.4	23	0	*NOT ON ROSTER*					0	0	0	--	0
11/11	Arizona	*INACTIVE*					*NOT ON ROSTER*					0	0	0	--	0
11/19	at L.A. Rams	1	4	4.0	4	0	*NOT ON ROSTER*					0	0	0	--	0
12/02	at Oakland	*INACTIVE*					*NOT ON ROSTER*					2	7	3.5	6	0
12/09	Baltimore	*INACTIVE*					*INACTIVE*					4	16	4.0	6	1
12/13	L.A. Chargers	*INACTIVE*					0	0	0	--	0	6	74	12.3	32	0
12/23	at Seattle	*INACTIVE*					2	37	18.5	25t	1	7	37	5.3	12	1
12/30	Oakland	*INACTIVE*					0	0	0	--	0	1	8	8.0	8	0
TOTALS		**40**	**519**	**13.0**	**50**	**3**	**2**	**37**	**18.5**	**25t**	**1**	**23**	**160**	**7.0**	**32**	**2**

RECEIVING:		DARREL WILLIAMS				
DATE	OPP.	NO.	YDS	AVG	LG	TD
09/09	at L.A. Chargers	*INACTIVE*				
09/16	at Pittsburgh	*INACTIVE*				
09/23	San Francisco	*INACTIVE*				
10/01	at Denver	*INACTIVE*				
10/07	Jacksonville	*INACTIVE*				
10/14	at New England	*INACTIVE*				
10/21	Cincinnati	*INACTIVE*				
10/28	Denver	*INACTIVE*				
11/04	at Cleveland	*INACTIVE*				
11/11	Arizona	0	0	0	--	0
11/19	at L.A. Rams	*INACTIVE*				
12/02	at Oakland	0	0	0	--	0
12/09	Baltimore	1	8	8.0	8	0
12/13	L.A. Chargers	2	19	9.5	11t	1
12/23	at Seattle	0	0	0	--	0
12/30	Oakland	0	0	0	--	0
TOTALS		**3**	**27**	**9.0**	**11t**	**1**

INDIVIDUAL GXG STATS: RECEIVING

2018 POSTSEASON INDIVIDUAL GAME-BY-GAME STATS

RECEIVING:		GEHRIG DIETER					DEMETRIUS HARRIS					TYREEK HILL				
DATE	OPP.	NO.	YDS	AVG	LG	TD	NO.	YDS	AVG	LG	TD	NO.	YDS	AVG	LG	TD
01/12	Indianapolis	1	11	11.0	11	0	0	0	0	--	0	8	72	9.0	17	0
01/20	New England	0	0	0	--	0	1	2	2.0	2	0	1	42	42.0	42	0
TOTALS		1	11	11.0	11	0	1	2	2.0	2	0	9	114	12.7	42	0

RECEIVING:		TRAVIS KELCE					DEMARCUS ROBINSON					SPENCER WARE				
DATE	OPP.	NO.	YDS	AVG	LG	TD	NO.	YDS	AVG	LG	TD	NO.	YDS	AVG	LG	TD
01/12	Indianapolis	7	108	15.4	30	0	0	0	0	--	0	*INACTIVE*				
01/20	New England	3	23	7.7	12t	1	1	27	27.0	27	0	1	21	21.0	21	0
TOTALS		10	131	13.1	30	1	1	27	27.0	27	0	1	21	21.0	21	0

RECEIVING:		SAMMY WATKINS					DAMIEN WILLIAMS				
DATE	OPP.	NO.	YDS	AVG	LG	TD	NO.	YDS	AVG	LG	TD
01/12	Indianapolis	6	62	10.3	34	0	5	25	5.0	9	0
01/20	New England	4	114	28.5	54	0	5	66	13.2	33	2
TOTALS		10	176	17.6	54	0	10	91	9.1	33	2

INDIVIDUAL GXG STATS: PUNTING

2018 REGULAR SEASON INDIVIDUAL GAME-BY-GAME STATS

PUNTING:		DUSTIN COLQUITT							
DATE	OPP.	NO.	YDS	AVG	TB	IN 20	LG	NET	BLK
09/09	at L.A. Chargers	5	256	51.2	0	3	67	52.2	0
09/16	at Pittsburgh	2	100	50.0	0	1	55	47.0	0
09/23	San Francisco	2	87	43.5	0	1	48	43.0	0
10/01	at Denver	4	168	42.0	2	0	44	31.5	0
10/07	Jacksonville	2	116	58.0	0	1	63	55.0	0
10/14	at New England	1	51	51.0	0	0	51	51.0	0
10/21	Cincinnati	0	0	0.0	0	0	0	0	0
10/28	Denver	5	196	39.2	1	3	55	32.6	0
11/04	at Cleveland	2	63	31.5	0	2	42	31.0	0
11/11	Arizona	5	233	46.6	1	3	52	41.0	0
11/19	at L.A. Rams	3	142	47.3	0	2	52	48.3	0
12/02	at Oakland	3	123	41.0	0	0	45	41.0	0
12/09	Baltimore	3	111	37.0	0	2	50	18.7	0
12/13	L.A. Chargers	4	203	50.8	1	1	61	45.8	0
12/23	at Seattle	3	144	48.0	0	1	57	43.7	0
12/30	Oakland	1	28	28.0	0	1	28	28.0	0
TOTALS		**45**	**2,021**	**44.9**	**5**	**21**	**67**	**40.5**	**0**

INDIVIDUAL GXG STATS: PUNTING

2018 POSTSEASON INDIVIDUAL GAME-BY-GAME STATS

PUNTING:		DUSTIN COLQUITT							
DATE	OPP.	NO.	YDS	AVG	TB	IN 20	LG	NET	BLK
01/12	Indianapolis	3	110	36.7	0	2	50	27.5	1
01/20	New England	5	217	43.4	0	1	59	35.8	0
TOTALS		8	327	40.9	0	3	59	32.1	1

INDIVIDUAL GXG STATS: FIELD GOALS

2018 REGULAR SEASON INDIVIDUAL GAME-BY-GAME STATS

FIELD GOALS:		HARRISON BUTKER									
DATE	OPP.	0-19	20-29	30-39	40-49	50+	TOTAL	FGM	FGA	PCT	LG
09/09	at L.A. Chargers	0-0	0-0	0-0	1-1	0-0	1-1	1	1	100.0	46
09/16	at Pittsburgh	0-0	0-0	0-0	0-0	0-0	0-0	0	0	0.0	0
09/23	San Francisco	0-0	0-0	1-1	0-0	0-0	1-1	1	1	100.0	37
10/01	at Denver	0-0	1-1	1-1	0-0	0-0	2-2	2	2	100.0	33
10/07	Jacksonville	0-0	1-1	1-1	1-1	0-0	3-3	3	3	100.0	42
10/14	at New England	0-0	1-1	1-1	2-2	0-0	4-4	4	4	100.0	43
10/21	Cincinnati	0-0	1-1	0-0	0-0	0-1	1-2	1	2	50.0	26
10/28	Denver	0-0	1-1	0-0	0-0	0-0	1-1	1	1	100.0	24
11/04	at Cleveland	0-0	0-0	1-1	0-0	0-0	1-1	1	1	100.0	39
11/11	Arizona	0-0	0-0	0-0	2-2	0-0	2-2	2	2	100.0	46
11/19	at L.A. Rams	0-0	1-1	0-0	0-0	0-0	1-1	1	1	100.0	21
12/02	at Oakland	0-0	1-1	0-0	0-0	1-1	2-2	2	2	100.0	50
12/09	Baltimore	0-0	1-1	1-1	0-1	0-1	2-4	2	4	50.0	35
12/13	L.A. Chargers	0-0	0-0	0-0	0-0	0-0	0-0	0	0	0.0	0
12/23	at Seattle	0-0	1-1	1-1	0-0	1-1	3-3	3	3	100.0	54
12/30	Oakland	0-0	0-0	0-0	0-0	0-0	0-0	0	0	0.0	0
TOTALS		**0-0**	**9-9**	**7-7**	**6-7**	**2-4**	**24-27**	**24**	**27**	**88.9**	**54**

INDIVIDUAL GXG STATS: FIELD GOALS

2018 POSTSEASON INDIVIDUAL GAME-BY-GAME STATS

FIELD GOALS:		HARRISON BUTKER									
DATE	OPP.	0-19	20-29	30-39	40-49	50+	TOTAL	FGM	FGA	PCT	LG
01/12	Indianapolis	0-0	0-0	1-1	0-0	0-0	1-1	1	1	100.0	39
01/20	New England	0-0	0-0	1-1	0-0	0-0	1-1	1	1	100.0	39
TOTALS		0-0	0-0	2-2	0-0	0-0	2-2	2	2	100.0	39

INDIVIDUAL GXG STATS: DEFENSIVE

2018 REGULAR SEASON INDIVIDUAL DEFENSIVE GAME-BY-GAME STATS

		ALLEN BAILEY										ERIC BERRY										DEE FORD									
DATE	OPP.	S	A	TK	TFL	SK	INT	FR	FF	PR	PD	S	A	TK	TFL	SK	INT	FR	FF	PR	PD	S	A	TK	TFL	SK	INT	FR	FF	PR	PD
09/09	at L.A. Chargers	0	0	0	0	0.0	0	0	0	1	0	INACTIVE										4	0	4	1	1.0	0	0	0	4	0
09/16	at Pittsburgh	2	0	2	1	1.0	0	0	0	1	0	INACTIVE										2	0	2	0	0.0	0	0	0	1	0
09/23	San Francisco	3	1	4	2	1.0	0	0	0	1	0	INACTIVE										1	0	1	1	1.0	0	0	0	1	0
10/01	at Denver	1	0	1	0	1.0	0	0	0	1	0	INACTIVE										3	0	3	1	1.0	0	0	0	3	0
10/07	Jacksonville	2	0	2	0	1.0	0	0	0	2	0	INACTIVE										4	1	5	0	1.0	0	0	1	4	0
10/14	at New England	2	1	3	0	0.0	0	1	0	0	0	INACTIVE										0	1	1	0	0.0	0	0	0	0	0
10/21	Cincinnati	1	1	2	0	0.0	0	0	0	0	0	INACTIVE										2	0	2	1	1.0	0	0	1	1	0
10/28	Denver	0	0	0	0	0.0	0	0	0	0	0	INACTIVE										4	1	5	0	3.0	0	0	2	3	0
11/04	at Cleveland	2	2	4	0	0.0	0	0	0	0	0	INACTIVE										1	0	1	0	0.0	0	0	0	0	0
11/11	Arizona	2	0	2	1	1.0	0	0	0	2	0	INACTIVE										4	2	6	3	1.0	0	0	0	4	0
11/19	at L.A. Rams	1	0	1	0	1.0	0	2	0	1	0	INACTIVE										2	0	2	0	0.0	0	0	1	1	0
12/02	at Oakland	4	2	6	1	0.0	0	0	1	0	0	INACTIVE										3	2	5	1	1.5	0	0	1	3	0
12/09	Baltimore	3	1	4	0	0.0	0	0	0	0	0	INACTIVE										4	1	5	0	0.0	0	0	0	0	0
12/13	L.A. Chargers	2	1	3	0	0.0	0	0	0	0	0	4	2	6	0	0.0	0	0	0	0	0	2	1	3	1	1.0	0	0	0	2	0
12/23	at Seattle	0	1	1	0	0.0	0	0	0	0	0	4	1	5	0	0.0	0	0	0	0	0	3	4	7	2	0.5	0	0	0	2	0
12/30	Oakland	2	1	3	0	0.0	0	1	1	1	0	INACTIVE										3	0	3	2	1.0	0	0	1	0	0
TOTALS		27	11	38	5	6.0	0	4	2	10	0	8	3	11	0	0.0	0	0	0	0	0	42	13	55	13	13.0	0	0	7	29	0

		KENDALL FULLER										ANTHONY HITCHENS										JUSTIN HOUSTON									
DATE	OPP.	S	A	TK	TFL	SK	INT	FR	FF	PR	PD	S	A	TK	TFL	SK	INT	FR	FF	PR	PD	S	A	TK	TFL	SK	INT	FR	FF	PR	PD
09/09	at L.A. Chargers	3	3	6	0	0.0	0	0	0	0	0	6	8	14	2	0.0	0	0	0	0	0	0	1	1	0	0.0	0	0	0	0	0
09/16	at Pittsburgh	6	1	7	0	0.0	0	0	0	0	2	7	5	12	1	0.0	0	0	0	1	0	2	2	4	0	0.0	0	0	0	0	0
09/23	San Francisco	3	2	5	0	0.0	0	0	0	0	0	6	0	6	0	0.0	0	0	0	1	0	4	0	4	2	2.0	0	0	2	2	0
10/01	at Denver	7	0	7	0	0.0	0	0	0	0	1	1	2	3	0	0.0	0	0	0	0	0	2	0	2	1	1.0	0	0	0	1	0
10/07	Jacksonville	6	1	7	0	0.0	0	0	0	0	0	8	3	11	0	0.0	0	0	0	0	0	0	0	0	0	0.0	0	0	0	1	0
10/14	at New England	2	1	3	0	0.0	0	0	0	0	0	6	8	14	2	0.0	0	0	0	0	0	INACTIVE									
10/21	Cincinnati	3	0	3	0	0.0	0	0	0	0	1	3	0	3	0	0.0	0	0	0	0	0	INACTIVE									
10/28	Denver	3	2	5	0	0.0	1	0	0	0	1	5	3	8	1	0.0	0	0	0	0	0	INACTIVE									
11/04	at Cleveland	2	0	2	0	0.0	0	0	0	0	1	9	0	9	0	0.0	0	0	0	0	0	INACTIVE									
11/11	Arizona	4	1	5	0	0.0	0	0	0	0	0	DID NOT PLAY										1	0	1	0	0.0	1	0	0	1	1
11/19	at L.A. Rams	3	0	3	1	0.0	0	0	0	0	1	4	2	6	0	0.0	0	0	1	0	0	4	0	4	1	1.0	0	0	1	0	0
12/02	at Oakland	7	1	8	0	0.0	0	0	1	0	0	5	4	9	0	0.0	0	0	0	0	0	2	0	2	1	0.0	0	1	0	1	0
12/09	Baltimore	5	2	7	0	0.0	0	0	0	0	4	6	2	8	0	0.0	0	0	0	0	0	5	1	6	1	1.0	0	1	1	0	0
12/13	L.A. Chargers	1	1	2	0	0.0	1	0	0	0	1	5	6	11	1	0.0	0	0	0	0	0	2	3	5	0	1.5	0	0	0	2	0
12/23	at Seattle	INACTIVE										5	7	12	0	0.0	0	0	0	0	0	3	0	3	2	1.0	0	0	0	2	0
12/30	Oakland	9	3	12	0	0.0	0	0	0	0	0	5	4	9	0	0.0	0	0	0	0	0	3	2	5	0	1.5	0	1	1	2	0
TOTALS		64	18	82	1	0.0	2	0	1	0	12	81	54	135	7	0.0	0	0	1	2	0	28	9	37	8	9.0	1	3	5	12	1

		JARVIS JENKINS										CHRIS JONES										TANOH KPASSAGNON									
DATE	OPP.	S	A	TK	TFL	SK	INT	FR	FF	PR	PD	S	A	TK	TFL	SK	INT	FR	FF	PR	PD	S	A	TK	TFL	SK	INT	FR	FF	PR	PD
09/09	at L.A. Chargers	0	0	0	0	0.0	0	0	0	0	0	3	0	3	1	0.0	0	0	0	1	0	1	1	2	0	0.0	0	0	0	0	0
09/16	at Pittsburgh	0	0	0	0	0.0	0	0	0	0	0	1	0	1	1	0.0	0	0	0	0	0	1	0	1	0	0.0	0	0	0	1	0
09/23	San Francisco	2	0	2	0	0.0	0	0	0	0	0	3	0	3	1	0.0	0	0	0	0	0	0	0	0	0	0.0	0	0	0	0	0
10/01	at Denver	0	0	0	0	0.0	0	0	0	0	0	0	0	0	0	0.0	0	0	0	2	0	0	0	0	0	0.0	0	0	0	0	0
10/07	Jacksonville	0	0	0	0	0.0	0	0	0	0	0	1	0	1	1	1.0	1	0	0	1	1	0	0	0	0	0.0	0	0	0	0	0
10/14	at New England	1	1	2	0	0.0	0	0	0	0	0	1	1	2	0	1.0	0	0	1	0	0	INACTIVE									
10/21	Cincinnati	0	0	0	0	0.0	0	0	0	0	0	3	0	3	2	1.0	0	0	0	1	0	0	0	0	0	0.0	0	0	0	0	0
10/28	Denver	1	0	1	0	0.0	0	0	0	0	0	1	0	1	1	1.0	0	0	0	2	0	1	0	1	1	0.0	0	0	0	0	0
11/04	at Cleveland	0	0	0	0	0.0	0	0	0	0	0	3	0	3	2	1.0	0	0	0	1	0	0	0	0	0	0.0	0	0	0	0	0
11/11	Arizona	0	1	1	0	0.0	0	0	0	0	0	2	1	3	1	2.0	0	0	1	3	2	0	0	0	0	0.0	0	0	0	0	0
11/19	at L.A. Rams	0	0	0	0	0.0	0	0	0	0	0	6	0	6	3	2.0	0	0	0	4	1	0	0	0	0	0.0	0	0	0	0	0
12/02	at Oakland	0	0	0	0	0.0	0	0	0	0	0	4	1	5	1	1.5	0	0	0	2	0	0	0	0	0	0.0	0	0	0	0	0
12/09	Baltimore	NOT ON ROSTER										3	0	3	1	1.0	0	0	0	1	0	0	0	0	0	0.0	0	0	0	0	0
12/13	L.A. Chargers	NOT ON ROSTER										2	1	3	2	2.5	0	0	0	8	1	INACTIVE									
12/23	at Seattle	NOT ON ROSTER										2	1	3	2	1.5	0	0	0	3	0	0	0	0	0	0.0	0	0	0	0	0
12/30	Oakland	NOT ON ROSTER										0	0	0	0	0.0	0	0	0	0	0	INACTIVE									
TOTALS		4	2	6	0	0.0	0	0	0	0	0	35	5	40	19	15.5	1	0	2	29	5	3	1	4	1	0.0	0	0	0	1	0

INDIVIDUAL GXG STATS: DEFENSIVE

		JORDAN LUCAS										ERIC MURRAY										STEVEN NELSON									
DATE	OPP.	S	A	TK	TFL	SK	INT	FR	FF	PR	PD	S	A	TK	TFL	SK	INT	FR	FF	PR	PD	S	A	TK	TFL	SK	INT	FR	FF	PR	PD
09/09	at L.A. Chargers	0	0	0	0	0.0	0	0	0	0	0	4	5	9	0	0.0	0	0	0	0	0	4	4	8	0	0.0	0	0	0	0	1
09/16	at Pittsburgh	0	0	0	0	0.0	0	0	0	0	0	5	1	6	0	0.0	0	0	0	0	0	3	0	3	1	0.0	0	0	0	0	0
09/23	San Francisco	0	0	0	0	0.0	0	0	0	0	0	3	2	5	0	0.0	0	0	0	0	1	3	0	3	1	0.0	0	0	0	0	0
10/01	at Denver	0	0	0	0	0.0	0	0	0	0	0	5	1	6	0	0.0	1	0	0	0	1	3	0	3	0	0.0	0	0	0	0	0
10/07	Jacksonville	4	2	6	0	0.0	1	0	0	0	1	0	0	0	0	0.0	0	0	0	0	0	2	1	3	0	0.0	1	0	0	0	2
10/14	at New England	4	6	10	0	0.0	0	0	0	0	1	*INACTIVE*										4	0	4	0	0.0	0	0	0	0	0
10/21	Cincinnati	2	1	3	0	0.0	0	0	0	0	0	1	0	1	1	0.0	0	0	0	0	0	1	0	1	0	0.0	0	0	0	0	2
10/28	Denver	6	0	6	0	0.0	0	0	0	0	0	5	0	5	0	0.0	0	0	0	0	0	4	1	5	0	0.0	0	0	0	0	0
11/04	at Cleveland	1	0	1	1	1.0	0	0	0	2	0	6	1	7	0	0.0	0	0	0	0	0	8	0	8	0	0.0	1	0	0	0	1
11/11	Arizona	0	0	0	0	0.0	0	0	0	0	0	5	1	6	0	0.0	0	0	0	0	0	0	0	0	0	0.0	1	0	0	0	3
11/19	at L.A. Rams	0	0	0	0	0.0	0	0	0	0	0	5	0	5	0	0.0	0	0	0	0	0	5	1	6	0	0.0	0	0	0	0	1
12/02	at Oakland	0	0	0	0	0.0	0	0	0	0	0	0	0	0	0	0.0	0	0	0	0	0	5	1	6	0	0.0	0	0	0	0	0
12/09	Baltimore	0	0	0	0	0.0	0	0	0	0	0	0	0	0	0	0.0	0	0	0	1	0	3	0	3	0	0.0	0	0	0	0	1
12/13	L.A. Chargers	0	0	0	0	0.0	0	0	0	0	0	2	1	3	0	0.0	0	0	0	0	0	3	1	4	0	0.0	1	0	0	0	3
12/23	at Seattle	0	0	0	0	0.0	0	0	0	0	0	0	0	0	0	0.0	0	0	0	0	0	5	1	6	0	0.0	0	0	0	0	0
12/30	Oakland	2	0	2	0	0.0	0	0	0	0	0	2	0	2	0	0.0	0	0	0	0	0	5	0	5	0	0.0	0	0	0	0	1
TOTALS		**19**	**9**	**28**	**1**	**1.0**	**1**	**0**	**0**	**2**	**2**	**43**	**12**	**55**	**1**	**0.0**	**1**	**0**	**0**	**1**	**2**	**58**	**10**	**68**	**2**	**0.0**	**4**	**0**	**0**	**0**	**15**

		BEN NIEMANN										DERRICK NNADI										DORIAN O'DANIEL									
DATE	OPP.	S	A	TK	TFL	SK	INT	FR	FF	PR	PD	S	A	TK	TFL	SK	INT	FR	FF	PR	PD	S	A	TK	TFL	SK	INT	FR	FF	PR	PD
09/09	at L.A. Chargers	0	0	0	0	0.0	0	0	0	0	0	0	0	0	0	0.0	0	0	0	0	0	0	0	0	0	0.0	0	0	0	0	0
09/16	at Pittsburgh	*INACTIVE*										0	0	0	0	0.0	0	0	0	0	0	0	0	0	0	0.0	0	0	0	0	0
09/23	San Francisco	*INACTIVE*										1	2	3	0	0.0	0	0	0	0	0	0	0	0	0	0.0	0	0	0	0	0
10/01	at Denver	0	0	0	0	0.0	0	0	0	0	0	1	0	1	0	0.0	0	0	0	0	0	0	0	0	0	0.0	0	0	0	0	0
10/07	Jacksonville	0	0	0	0	0.0	0	0	0	0	0	3	0	3	0	0.0	0	0	0	0	0	0	0	0	0	0.0	0	0	0	0	0
10/14	at New England	0	0	0	0	0.0	0	0	0	0	0	1	4	5	0	0.0	0	0	0	0	0	0	0	0	0	0.0	0	0	0	0	0
10/21	Cincinnati	0	0	0	0	0.0	0	0	0	0	0	3	0	3	0	0.0	0	0	0	0	0	4	0	4	1	0.0	0	0	0	0	0
10/28	Denver	0	0	0	0	0.0	0	0	0	0	0	1	1	2	0	0.0	0	0	0	0	0	2	1	3	1	0.0	0	0	0	0	0
11/04	at Cleveland	0	2	2	0	0.0	0	0	0	0	0	1	2	3	0	0.0	0	0	0	0	0	2	0	2	0	0.0	0	0	0	0	0
11/11	Arizona	5	1	6	0	0.0	0	0	0	0	0	1	0	1	0	0.0	0	0	0	0	0	2	4	6	0	0.0	0	0	0	0	0
11/19	at L.A. Rams	0	0	0	0	0.0	0	0	0	0	0	0	0	0	0	0.0	0	0	0	0	0	3	1	4	0	0.0	0	0	0	0	0
12/02	at Oakland	0	0	0	0	0.0	0	0	0	0	0	0	1	1	0	0.0	0	0	0	0	0	1	1	2	0	0.0	0	1	0	0	0
12/09	Baltimore	0	0	0	0	0.0	0	0	0	0	0	3	2	5	0	0.0	0	0	0	0	0	0	0	0	0	0.0	0	0	0	0	0
12/13	L.A. Chargers	0	0	0	0	0.0	0	0	0	0	0	0	3	3	0	0.0	0	0	0	0	0	2	1	3	0	0.0	0	0	0	0	1
12/23	at Seattle	0	0	0	0	0.0	0	0	0	0	0	2	2	4	0	0.0	0	0	0	0	0	1	1	2	0	0.0	0	0	0	1	0
12/30	Oakland	0	0	0	0	0.0	0	0	0	0	0	0	1	1	0	0.0	0	0	0	0	0	1	2	3	0	0.0	0	0	0	0	0
TOTALS		**5**	**3**	**8**	**0**	**0.0**	**0**	**0**	**0**	**0**	**0**	**17**	**18**	**35**	**0**	**0.0**	**0**	**0**	**0**	**0**	**0**	**18**	**11**	**29**	**2**	**0.0**	**0**	**1**	**0**	**1**	**1**

		RON PARKER										REGGIE RAGLAND										ORLANDO SCANDRICK									
DATE	OPP.	S	A	TK	TFL	SK	INT	FR	FF	PR	PD	S	A	TK	TFL	SK	INT	FR	FF	PR	PD	S	A	TK	TFL	SK	INT	FR	FF	PR	PD
09/09	at L.A. Chargers	7	2	9	0	0.0	1	0	0	0	2	2	5	7	0	0.0	0	0	0	0	0	1	0	1	0	0.0	0	0	0	0	1
09/16	at Pittsburgh	3	0	3	0	0.0	0	0	0	0	0	4	1	5	0	0.0	0	0	0	0	0	0	0	0	0	0.0	0	0	0	0	0
09/23	San Francisco	6	1	7	0	0.0	0	0	0	0	0	4	4	8	0	0.0	0	0	0	0	0	2	0	2	0	0.0	0	0	0	0	1
10/01	at Denver	5	0	5	0	0.0	0	0	0	0	0	2	1	3	0	0.0	0	0	0	0	0	5	0	5	0	0.0	0	0	0	0	1
10/07	Jacksonville	2	1	3	0	0.0	0	0	0	0	1	1	1	2	0	0.0	0	0	0	0	0	3	0	3	0	0.0	1	0	0	0	4
10/14	at New England	7	2	9	0	0.0	0	0	0	0	0	4	3	7	0	0.5	0	0	0	1	0	3	1	4	0	0.0	0	0	0	0	0
10/21	Cincinnati	1	0	1	0	0.0	1	0	0	0	1	2	1	3	0	0.0	0	0	0	0	0	5	1	6	0	0.0	0	0	0	0	1
10/28	Denver	4	1	5	0	0.0	0	0	0	0	0	4	3	7	1	0.0	0	0	0	0	0	1	0	1	0	0.0	0	0	0	0	1
11/04	at Cleveland	4	1	5	0	0.0	0	0	0	0	0	4	2	6	0	0.0	0	0	0	0	0	2	0	2	0	0.0	0	0	0	0	0
11/11	Arizona	2	0	2	1	1.0	0	0	0	1	0	5	2	7	0	0.0	0	0	0	0	0	2	1	3	0	0.0	0	0	0	0	1
11/19	at L.A. Rams	7	1	8	0	0.0	0	0	0	0	1	0	0	0	0	0.0	0	0	0	0	0	2	0	2	0	0.0	0	0	0	0	1
12/02	at Oakland	6	1	7	0	0.0	0	0	0	0	0	2	3	5	0	0.0	0	0	0	0	0	8	1	9	0	0.0	0	0	0	0	1
12/09	Baltimore	4	0	4	0	0.0	0	0	0	0	0	5	1	6	0	0.0	0	0	0	0	0	2	1	3	0	0.0	0	0	0	0	1
12/13	L.A. Chargers	5	3	8	0	0.0	0	0	0	0	0	1	3	4	0	0.0	0	0	0	0	0	2	1	3	0	0.0	0	0	1	0	0
12/23	at Seattle	*INACTIVE*										4	6	10	1	0.0	0	0	0	0	0	*DID NOT PLAY*									
12/30	Oakland	1	0	1	0	0.0	0	0	0	0	0	2	4	6	0	0.0	1	0	0	0	1	0	0	0	0	0.0	0	0	0	0	0
TOTALS		**64**	**13**	**77**	**1**	**1.0**	**2**	**0**	**0**	**1**	**5**	**46**	**40**	**86**	**2**	**0.5**	**1**	**0**	**0**	**1**	**1**	**38**	**6**	**44**	**0**	**0.0**	**1**	**0**	**1**	**0**	**13**

INDIVIDUAL GXG STATS: DEFENSIVE

		JOSH SHAW										TERRANCE SMITH										TREMON SMITH									
DATE	OPP.	S	A	TK	TFL	SK	INT	FR	FF	PR	PD	S	A	TK	TFL	SK	INT	FR	FF	PR	PD	S	A	TK	TFL	SK	INT	FR	FF	PR	PD
09/09	at L.A. Chargers	NOT ON ROSTER										2	3	5	0	0.0	0	0	0	0	0	0	0	0	0	0.0	0	0	0	0	0
09/16	at Pittsburgh	NOT ON ROSTER										5	0	5	0	0.0	0	0	0	0	0	1	0	1	0	0.0	0	0	0	0	0
09/23	San Francisco	NOT ON ROSTER										0	2	2	0	0.0	0	0	0	0	0	0	0	0	0	0.0	0	0	0	0	0
10/01	at Denver	NOT ON ROSTER										1	0	1	0	0.0	0	0	0	0	0	INACTIVE									
10/07	Jacksonville	INACTIVE										4	1	5	1	1.0	0	0	0	1	0	INACTIVE									
10/14	at New England	1	0	1	0	0.0	0	0	0	0	0	1	1	2	0	0.0	0	0	0	0	0	0	0	0	0	0.0	0	0	0	0	0
10/21	Cincinnati	2	0	2	0	0.0	0	0	0	0	0	0	1	1	0	0.0	0	0	0	0	0	0	0	0	0	0.0	0	0	0	0	0
10/28	Denver	0	0	0	0	0.0	0	0	0	0	0	RESERVE/INJURED										0	0	0	0	0.0	0	0	0	0	0
11/04	at Cleveland	0	0	0	0	0.0	0	0	0	0	0	RESERVE/INJURED										0	0	0	0	0.0	0	0	0	0	0
11/11	Arizona	INACTIVE										RESERVE/INJURED										0	0	0	0	0.0	0	0	0	0	0
11/19	at L.A. Rams	NOT ON ROSTER										RESERVE/INJURED										0	0	0	0	0.0	0	0	0	0	0
12/02	at Oakland	Buccaneers										RESERVE/INJURED										0	0	0	0	0.0	0	0	0	0	0
12/09	Baltimore	Buccaneers										RESERVE/INJURED										0	0	0	0	0.0	0	0	0	0	0
12/13	L.A. Chargers	Buccaneers										RESERVE/INJURED										0	0	0	0	0.0	0	0	0	0	0
12/23	at Seattle	Buccaneers										RESERVE/INJURED										0	0	0	0	0.0	0	0	0	0	1
12/30	Oakland	Buccaneers										RESERVE/INJURED										0	0	0	0	0.0	0	0	0	0	0
TOTALS		3	0	3	0	0.0	0	0	0	0	0	13	8	21	1	1.0	0	0	0	1	0	1	0	1	0	0.0	0	0	0	0	1

		DANIEL SORENSEN										BREELAND SPEAKS										CHARVARIUS WARD									
DATE	OPP.	S	A	TK	TFL	SK	INT	FR	FF	PR	PD	S	A	TK	TFL	SK	INT	FR	FF	PR	PD	S	A	TK	TFL	SK	INT	FR	FF	PR	PD
09/09	at L.A. Chargers	RESERVE/INJURED										0	0	0	0	0.0	0	0	0	0	0	INACTIVE									
09/16	at Pittsburgh	RESERVE/INJURED										0	0	0	0	0.0	0	0	0	0	0	INACTIVE									
09/23	San Francisco	RESERVE/INJURED										1	1	2	0	0.0	0	0	0	0	0	INACTIVE									
10/01	at Denver	RESERVE/INJURED										2	0	2	0	0.0	0	0	0	0	0	0	0	0	0	0.0	0	0	0	0	0
10/07	Jacksonville	RESERVE/INJURED										1	0	1	0	0.0	0	1	0	3	0	0	0	0	0	0.0	0	0	0	0	0
10/14	at New England	RESERVE/INJURED										1	5	6	0	0.5	0	0	1	0	0	0	0	0	0	0.0	0	0	0	0	0
10/21	Cincinnati	RESERVE/INJURED										1	1	2	0	0.0	0	0	0	1	0	1	0	1	0	0.0	0	0	0	0	0
10/28	Denver	RESERVE/INJURED										3	1	4	1	1.0	0	1	0	2	0	0	0	0	0	0.0	0	0	0	0	0
11/04	at Cleveland	RESERVE/INJURED										4	0	4	2	0.0	0	0	0	0	0	0	0	0	0	0.0	0	0	0	0	0
11/11	Arizona	2	4	6	0	0.0	0	0	0	0	0	0	0	0	0	0.0	0	0	0	2	0	0	0	0	0	0.0	0	0	0	0	0
11/19	at L.A. Rams	2	0	2	0	0.0	0	0	0	0	0	1	0	1	0	0.0	0	0	0	0	0	0	0	0	0	0.0	0	0	0	0	0
12/02	at Oakland	1	1	2	0	0.0	0	1	0	0	1	1	0	1	0	0.0	0	0	0	0	0	0	0	0	0	0.0	0	0	0	0	0
12/09	Baltimore	1	2	3	0	0.0	0	0	0	0	0	0	0	0	0	0.0	0	0	0	0	0	0	0	0	0	0.0	0	0	0	0	0
12/13	L.A. Chargers	3	0	3	0	0.0	0	0	0	0	0	0	0	0	0	0.0	0	0	0	0	0	0	0	0	0	0.0	0	0	0	0	0
12/23	at Seattle	4	4	8	0	0.0	0	0	0	1	0	0	0	0	0	0.0	0	0	0	0	0	7	1	8	0	0.0	0	0	0	0	1
12/30	Oakland	1	1	2	0	0.0	1	0	0	0	1	0	1	1	0	0.0	0	0	0	0	0	9	0	9	0	0.0	0	0	0	0	2
TOTALS		14	12	26	0	0.0	1	1	0	1	2	15	9	24	3	1.5	0	2	1	8	0	17	1	18	0	0.0	0	0	0	0	3

		ARMANI WATTS										XAVIER WILLIAMS									
DATE	OPP.	S	A	TK	TFL	SK	INT	FR	FF	PR	PD	S	A	TK	TFL	SK	INT	FR	FF	PR	PD
09/09	at L.A. Chargers	0	0	0	0	0.0	0	0	0	0	0	1	3	4	0	0.0	0	0	0	0	0
09/16	at Pittsburgh	0	0	0	0	0.0	0	0	0	0	0	3	0	3	0	0.0	0	0	0	0	0
09/23	San Francisco	0	1	1	0	0.0	0	0	0	0	0	0	0	0	0	0.0	0	0	0	0	0
10/01	at Denver	1	0	1	1	1.0	0	0	0	2	0	2	0	2	0	0.0	0	0	0	0	0
10/07	Jacksonville	0	0	0	0	0.0	0	0	0	0	1	2	1	3	1	1.0	0	0	0	1	0
10/14	at New England	RESERVE/INJURED										2	3	5	0	0.0	0	0	0	0	0
10/21	Cincinnati	RESERVE/INJURED										2	0	2	0	0.0	0	0	0	0	0
10/28	Denver	RESERVE/INJURED										1	2	3	0	0.0	0	0	0	1	0
11/04	at Cleveland	RESERVE/INJURED										0	1	1	0	0.0	0	0	0	0	0
11/11	Arizona	RESERVE/INJURED										2	2	4	0	0.0	0	0	0	0	0
11/19	at L.A. Rams	RESERVE/INJURED										3	1	4	1	1.0	0	0	0	1	0
12/02	at Oakland	RESERVE/INJURED										2	1	3	0	0.0	0	0	1	0	0
12/09	Baltimore	RESERVE/INJURED										1	0	1	0	0.0	0	0	0	0	0
12/13	L.A. Chargers	RESERVE/INJURED										1	3	4	0	0.0	0	0	0	0	0
12/23	at Seattle	RESERVE/INJURED										1	4	5	0	0.0	0	0	0	0	0
12/30	Oakland	RESERVE/INJURED										2	1	3	0	0.5	0	0	0	1	0
TOTALS		1	1	2	1	1.0	0	0	0	2	1	25	22	47	2	2.5	0	0	1	4	0

INDIVIDUAL GXG STATS: DEFENSIVE

2018 POSTSEASON INDIVIDUAL DEFENSIVE GAME-BY-GAME STATS

		ALLEN BAILEY										ERIC BERRY										DEE FORD									
DATE	OPP.	S	A	TK	TFL	SK	INT	FR	FF	PR	PD	S	A	TK	TFL	SK	INT	FR	FF	PR	PD	S	A	TK	TFL	SK	INT	FR	FF	PR	PD
01/12	Indianapolis	0	0	0	0	0.0	0	0	0	0	0	*INACTIVE*										4	0	4	1	1.0	0	0	1	2	0
01/20	New England	1	4	5	0	0.0	0	0	0	0	0	5	1	6	0	0.0	0	0	0	0	0	0	0	0	0	0.0	0	0	0	0	0
TOTALS		**1**	**4**	**5**	**0**	**0.0**	**0**	**0**	**0**	**0**	**0**	**5**	**1**	**6**	**0**	**0.0**	**0**	**0**	**0**	**0**	**0**	**4**	**0**	**4**	**1**	**1.0**	**0**	**0**	**1**	**2**	**0**

		KENDALL FULLER										JUSTIN HAMILTON										ANTHONY HITCHENS									
DATE	OPP.	S	A	TK	TFL	SK	INT	FR	FF	PR	PD	S	A	TK	TFL	SK	INT	FR	FF	PR	PD	S	A	TK	TFL	SK	INT	FR	FF	PR	PD
01/12	Indianapolis	2	1	3	0	0.0	0	0	0	0	1	0	0	0	0	0.0	0	0	0	0	0	4	3	7	0	0.0	0	0	0	0	0
01/20	New England	7	3	10	0	0.0	0	0	0	0	0	0	1	1	0	0.0	0	0	0	0	0	7	7	14	0	0.0	0	0	0	0	0
TOTALS		**9**	**4**	**13**	**0**	**0.0**	**0**	**0**	**0**	**0**	**1**	**0**	**1**	**1**	**0**	**0.0**	**0**	**0**	**0**	**0**	**0**	**11**	**10**	**21**	**0**	**0.0**	**0**	**0**	**0**	**0**	**0**

		JUSTIN HOUSTON										CHRIS JONES										JORDAN LUCAS									
DATE	OPP.	S	A	TK	TFL	SK	INT	FR	FF	PR	PD	S	A	TK	TFL	SK	INT	FR	FF	PR	PD	S	A	TK	TFL	SK	INT	FR	FF	PR	PD
01/12	Indianapolis	2	0	2	2	2.0	0	1	0	2	1	0	0	0	0	0.0	0	0	0	1	3	2	2	4	0	0.0	0	0	0	0	1
01/20	New England	2	0	2	0	0.0	0	0	0	0	0	0	0	0	0	0.0	0	0	0	0	1	0	2	2	0	0.0	0	0	0	0	0
TOTALS		**4**	**0**	**4**	**2**	**2.0**	**0**	**1**	**0**	**2**	**1**	**0**	**0**	**0**	**0**	**0.0**	**0**	**0**	**0**	**1**	**4**	**2**	**4**	**6**	**0**	**0.0**	**0**	**0**	**0**	**0**	**1**

		ERIC MURRAY										STEVEN NELSON										DERRICK NNADI									
DATE	OPP.	S	A	TK	TFL	SK	INT	FR	FF	PR	PD	S	A	TK	TFL	SK	INT	FR	FF	PR	PD	S	A	TK	TFL	SK	INT	FR	FF	PR	PD
01/12	Indianapolis	3	2	5	0	0.0	0	0	0	0	0	2	0	2	0	0.0	0	0	0	0	1	1	1	2	1	0.0	0	0	0	0	0
01/20	New England	2	0	2	0	0.0	0	0	0	0	0	3	0	3	0	0.0	0	0	0	0	1	0	6	6	0	0.0	0	0	0	1	0
TOTALS		**5**	**2**	**7**	**0**	**0.0**	**0**	**0**	**0**	**0**	**0**	**5**	**0**	**5**	**0**	**0.0**	**0**	**0**	**0**	**0**	**2**	**1**	**7**	**8**	**1**	**0.0**	**0**	**0**	**0**	**1**	**0**

		REGGIE RAGLAND										TREMON SMITH										DANIEL SORENSEN									
DATE	OPP.	S	A	TK	TFL	SK	INT	FR	FF	PR	PD	S	A	TK	TFL	SK	INT	FR	FF	PR	PD	S	A	TK	TFL	SK	INT	FR	FF	PR	PD
01/12	Indianapolis	2	0	2	0	0.0	0	0	0	0	0	1	0	1	0	0.0	0	0	0	0	0	1	2	3	0	0.0	0	0	0	0	0
01/20	New England	7	5	12	0	0.0	1	0	0	0	1	0	0	0	0	0.0	0	0	0	0	0	11	3	14	0	0.0	1	0	0	0	1
TOTALS		**9**	**5**	**14**	**0**	**0.0**	**1**	**0**	**0**	**0**	**1**	**1**	**0**	**1**	**0**	**0.0**	**0**	**0**	**0**	**0**	**0**	**12**	**5**	**17**	**0**	**0.0**	**1**	**0**	**0**	**0**	**1**

		BREELAND SPEAKS										CHARVARIUS WARD										XAVIER WILLIAMS									
DATE	OPP.	S	A	TK	TFL	SK	INT	FR	FF	PR	PD	S	A	TK	TFL	SK	INT	FR	FF	PR	PD	S	A	TK	TFL	SK	INT	FR	FF	PR	PD
01/12	Indianapolis	0	0	0	0	0.0	0	0	0	0	0	2	2	4	0	0.0	0	0	0	0	4	1	1	2	0	0.0	0	0	0	0	0
01/20	New England	0	2	2	0	0.0	0	0	0	0	0	4	3	7	0	0.0	0	0	0	0	0	3	4	7	0	0.0	0	0	0	0	0
TOTALS		**0**	**2**	**2**	**0**	**0.0**	**0**	**0**	**0**	**0**	**0**	**6**	**5**	**11**	**0**	**0.0**	**0**	**0**	**0**	**0**	**4**	**4**	**5**	**9**	**0**	**0.0**	**0**	**0**	**0**	**0**	**0**

INDIVIDUAL GXG STATS: SPECIAL TEAMS

2018 REGULAR SEASON INDIVIDUAL SPECIAL TEAMS GAME-BY-GAME STATS

		HARRISON BUTKER			GEHRIG DIETER			DEMETRIUS HARRIS			MARCUS KEMP		
DATE	OPP.	TKL	AST	TOT	TKL	AST	TOT	TKL	AST	TOT	TKL	AST	TOT
09/09	at L.A. Chargers	0	0	0	*PRACTICE SQUAD*			*RESERVE/LEAGUE SUSP.*			1	1	2
09/16	at Pittsburgh	0	0	0	*PRACTICE SQUAD*			0	0	0	0	0	0
09/23	San Francisco	0	0	0	*PRACTICE SQUAD*			0	0	0	0	0	0
10/01	at Denver	0	0	0	*PRACTICE SQUAD*			0	1	1	0	0	0
10/07	Jacksonville	0	0	0	*PRACTICE SQUAD*			0	0	0	0	0	0
10/14	at New England	0	0	0	*PRACTICE SQUAD*			0	0	0	0	0	0
10/21	Cincinnati	0	0	0	*PRACTICE SQUAD*			0	0	0	0	0	0
10/28	Denver	0	0	0	*PRACTICE SQUAD*			1	0	1	0	0	0
11/04	at Cleveland	0	0	0	*PRACTICE SQUAD*			0	0	0	0	0	0
11/11	Arizona	1	0	1	*PRACTICE SQUAD*			0	0	0	1	0	1
11/19	at L.A. Rams	0	0	0	*INACTIVE*			0	0	0	2	0	2
12/02	at Oakland	0	0	0	1	0	1	0	0	0	0	0	0
12/09	Baltimore	0	1	1	0	0	0	0	0	0	1	0	1
12/13	L.A. Chargers	0	0	0	*INACTIVE*			0	0	0	0	0	0
12/23	at Seattle	0	0	0	0	0	0	0	0	0	0	0	0
12/30	Oakland	0	0	0	0	0	0	0	0	0	0	0	0
TOTALS		**1**	**1**	**2**	**1**	**0**	**1**	**1**	**1**	**2**	**5**	**1**	**6**

		JORDAN LUCAS			BEN NIEMANN			DORIAN O'DANIEL			DEMARCUS ROBINSON		
DATE	OPP.	TKL	AST	TOT	TKL	AST	TOT	TKL	AST	TOT	TKL	AST	TOT
09/09	at L.A. Chargers	0	0	0	0	0	0	0	0	0	0	0	0
09/16	at Pittsburgh	0	0	0	*INACTIVE*			0	0	0	0	0	0
09/23	San Francisco	0	0	0	*INACTIVE*			0	0	0	0	0	0
10/01	at Denver	0	0	0	0	0	0	0	0	0	0	0	0
10/07	Jacksonville	1	0	1	0	0	0	0	0	0	0	0	0
10/14	at New England	0	0	0	0	0	0	0	0	0	0	0	0
10/21	Cincinnati	0	0	0	0	0	0	0	0	0	0	0	0
10/28	Denver	0	0	0	0	0	0	1	0	1	0	0	0
11/04	at Cleveland	0	0	0	0	0	0	1	0	1	0	0	0
11/11	Arizona	1	0	1	0	0	0	0	0	0	0	0	0
11/19	at L.A. Rams	0	0	0	1	0	1	0	0	0	1	0	1
12/02	at Oakland	0	0	0	0	0	0	0	0	0	0	0	0
12/09	Baltimore	0	0	0	0	0	0	0	1	1	0	0	0
12/13	L.A. Chargers	0	1	1	0	0	0	0	1	1	0	0	0
12/23	at Seattle	1	0	1	1	0	1	0	0	0	0	0	0
12/30	Oakland	0	0	0	0	0	0	1	0	1	0	0	0
TOTALS		**3**	**1**	**4**	**2**	**0**	**2**	**3**	**2**	**5**	**1**	**0**	**1**

		JOSH SHAW			ANTHONY SHERMAN			TERRANCE SMITH			TREMON SMITH		
DATE	OPP.	TKL	AST	TOT	TKL	AST	TOT	TKL	AST	TOT	TKL	AST	TOT
09/09	at L.A. Chargers	*NOT ON ROSTER*			0	0	0	0	0	0	1	0	1
09/16	at Pittsburgh	*NOT ON ROSTER*			0	0	0	0	0	0	1	0	1
09/23	San Francisco	*NOT ON ROSTER*			1	0	1	0	0	0	0	0	0
10/01	at Denver	*NOT ON ROSTER*			0	0	0	0	0	0	*INACTIVE*		
10/07	Jacksonville	*INACTIVE*			0	0	0	0	0	0	*INACTIVE*		
10/14	at New England	0	1	1	0	1	1	0	0	0	0	0	0
10/21	Cincinnati	0	0	0	0	0	0	0	1	1	1	0	1
10/28	Denver	0	0	0	0	0	0	*RESERVE/INJURED*			0	0	0
11/04	at Cleveland	0	0	0	0	0	0	*RESERVE/INJURED*			0	0	0
11/11	Arizona	*INACTIVE*			0	0	0	*RESERVE/INJURED*			0	0	0
11/19	at L.A. Rams	*NOT ON ROSTER*			0	0	0	*RESERVE/INJURED*			0	0	0
12/02	at Oakland	*Buccaneers*			0	0	0	*RESERVE/INJURED*			0	0	0
12/09	Baltimore	*Buccaneers*			0	0	0	*RESERVE/INJURED*			0	0	0
12/13	L.A. Chargers	*Buccaneers*			0	1	1	*RESERVE/INJURED*			0	1	1
12/23	at Seattle	*Buccaneers*			0	0	0	*RESERVE/INJURED*			0	0	0
12/30	Oakland	*Buccaneers*			1	0	1	*RESERVE/INJURED*			0	0	0
TOTALS		**0**	**1**	**1**	**2**	**2**	**4**	**0**	**1**	**1**	**3**	**1**	**4**

INDIVIDUAL GXG STATS: SPECIAL TEAMS

		DE'ANTHONY THOMAS			CHARVARIUS WARD			ARMANI WATTS			CHARCANDRICK WEST		
DATE	OPP.	TKL	AST	TOT	TKL	AST	TOT	TKL	AST	TOT	TKL	AST	TOT
09/09	at L.A. Chargers	1	0	1	INACTIVE			0	1	1	NOT ON ROSTER		
09/16	at Pittsburgh	2	0	2	INACTIVE			1	0	1	NOT ON ROSTER		
09/23	San Francisco	0	0	0	INACTIVE			1	0	1	NOT ON ROSTER		
10/01	at Denver	0	0	0	2	1	3	0	0	0	NOT ON ROSTER		
10/07	Jacksonville	1	0	1	0	0	0	0	0	0	NOT ON ROSTER		
10/14	at New England	RESERVE/INJURED			0	0	0	RESERVE/INJURED			NOT ON ROSTER		
10/21	Cincinnati	RESERVE/INJURED			0	1	1	RESERVE/INJURED			NOT ON ROSTER		
10/28	Denver	RESERVE/INJURED			2	0	2	RESERVE/INJURED			NOT ON ROSTER		
11/04	at Cleveland	RESERVE/INJURED			1	0	1	RESERVE/INJURED			NOT ON ROSTER		
11/11	Arizona	RESERVE/INJURED			2	0	2	RESERVE/INJURED			NOT ON ROSTER		
11/19	at L.A. Rams	RESERVE/INJURED			1	1	2	RESERVE/INJURED			NOT ON ROSTER		
12/02	at Oakland	RESERVE/INJURED			0	0	0	RESERVE/INJURED			NOT ON ROSTER		
12/09	Baltimore	RESERVE/INJURED			0	0	0	RESERVE/INJURED			INACTIVE		
12/13	L.A. Chargers	RESERVE/INJURED			1	0	1	RESERVE/INJURED			0	0	0
12/23	at Seattle	RESERVE/INJURED			0	0	0	RESERVE/INJURED			1	0	1
12/30	Oakland	RESERVE/INJURED			0	0	0	RESERVE/INJURED			1	0	1
TOTALS		4	0	4	9	3	12	2	1	3	2	0	2

		DAMIEN WILLIAMS			DARREL WILLIAMS			JAMES WINCHESTER			FRANK ZOMBO		
DATE	OPP.	TKL	AST	TOT	TKL	AST	TOT	TKL	AST	TOT	TKL	AST	TOT
09/09	at L.A. Chargers	0	0	0	INACTIVE			0	0	0	NOT ON ROSTER		
09/16	at Pittsburgh	1	0	1	INACTIVE			0	0	0	NOT ON ROSTER		
09/23	San Francisco	0	0	0	INACTIVE			0	0	0	NOT ON ROSTER		
10/01	at Denver	0	0	0	INACTIVE			0	0	0	NOT ON ROSTER		
10/07	Jacksonville	1	0	1	INACTIVE			0	0	0	NOT ON ROSTER		
10/14	at New England	0	0	0	INACTIVE			0	0	0	0	0	0
10/21	Cincinnati	1	0	1	INACTIVE			0	0	0	0	0	0
10/28	Denver	0	0	0	INACTIVE			0	0	0	1	0	1
11/04	at Cleveland	0	0	0	INACTIVE			0	0	0	INACTIVE		
11/11	Arizona	1	0	1	0	0	0	0	0	0	INACTIVE		
11/19	at L.A. Rams	0	0	0	INACTIVE			0	0	0	0	0	0
12/02	at Oakland	0	0	0	1	0	1	0	0	0	1	0	1
12/09	Baltimore	0	0	0	0	0	0	0	0	0	0	0	0
12/13	L.A. Chargers	0	0	0	0	0	0	0	0	0	0	0	0
12/23	at Seattle	0	0	0	0	0	0	1	0	1	0	0	0
12/30	Oakland	0	0	0	0	0	0	0	0	0	0	0	0
TOTALS		4	0	4	1	0	1	1	0	1	2	0	2

INDIVIDUAL GXG STATS: SPECIAL TEAMS

2018 POSTSEASON INDIVIDUAL SPECIAL TEAMS GAME-BY-GAME STATS

		GEHRIG DIETER			ERIC MURRAY			BEN NIEMANN			ANTHONY SHERMAN		
DATE	OPP.	TKL	AST	TOT	TKL	AST	TOT	TKL	AST	TOT	TKL	AST	TOT
01/12	Indianapolis	0	0	0	1	1	2	0	0	0	1	0	1
01/20	New England	0	1	1	1	0	1	1	1	2	0	0	0
TOTALS		0	1	1	2	1	3	1	1	2	1	0	1

		CHARCANDRICK WEST			DARREL WILLIAMS			FRANK ZOMBO		
DATE	OPP.	TKL	AST	TOT	TKL	AST	TOT	TKL	AST	TOT
01/12	Indianapolis	0	0	0	1	0	1	1	0	1
01/20	New England	1	0	1	1	0	1	0	0	0
TOTALS		1	0	1	2	0	2	1	0	1

INDIVIDUAL GXG STATS: PUNT RETURNS

2018 REGULAR SEASON INDIVIDUAL GAME-BY-GAME STATS

PUNT RETURNS:		TYREEK HILL						DEMARCUS ROBINSON						DE'ANTHONY THOMAS					
DATE	OPP.	NO.	YDS	AVG	LG	FC	TD	NO.	YDS	AVG	LG	FC	TD	NO.	YDS	AVG	LG	FC	TD
09/09	at L.A. Chargers	2	95	47.5	91t	0	1	0	0	0	--	0	0	0	0	0	--	0	0
09/16	at Pittsburgh	1	0	0.0	--	0	0	0	0	0	--	0	0	1	48	48.0	48	0	0
09/23	San Francisco	1	5	5.0	5	1	0	0	0	0	--	0	0	0	0	0	--	0	0
10/01	at Denver	1	37	37.0	37	0	0	0	0	0	--	0	0	0	0	0	--	0	0
10/07	Jacksonville	1	2	2.0	2	0	0	0	0	0	--	0	0	0	0	0	--	0	0
10/14	at New England	0	0	0	--	0	0	0	0	0	--	0	0	*RESERVE/INJURED*					
10/21	Cincinnati	3	21	7.0	10	0	0	1	0	0.0	--	0	0	*RESERVE/INJURED*					
10/28	Denver	3	15	5.0	14	0	0	0	0	0	--	0	0	*RESERVE/INJURED*					
11/04	at Cleveland	0	0	0	--	0	0	0	0	0	--	0	0	*RESERVE/INJURED*					
11/11	Arizona	2	0	0.0	2	0	0	0	0	0	--	0	0	*RESERVE/INJURED*					
11/19	at L.A. Rams	3	22	7.3	14	0	0	0	0	0	--	0	0	*RESERVE/INJURED*					
12/02	at Oakland	0	0	0	--	1	0	0	0	0	--	0	0	*RESERVE/INJURED*					
12/09	Baltimore	2	13	6.5	7	0	0	0	0	0	--	0	0	*RESERVE/INJURED*					
12/13	L.A. Chargers	0	0	0	--	0	0	0	0	0	--	0	0	*RESERVE/INJURED*					
12/23	at Seattle	0	0	0	--	0	0	0	0	0	--	0	0	*RESERVE/INJURED*					
12/30	Oakland	1	3	3.0	3	1	0	0	0	0	--	0	0	*RESERVE/INJURED*					
TOTALS		**20**	**213**	**10.7**	**91t**	**3**	**1**	**1**	**0**	**0.0**	**0**	**0**	**0**	**1**	**48**	**48.0**	**48**	**0**	**0**

INDIVIDUAL GXG STATS: PUNT RETURNS

2018 POSTSEASON INDIVIDUAL GAME-BY-GAME STATS

PUNT RETURNS:		TYREEK HILL					
DATE	OPP.	NO.	YDS	AVG	LG	FC	TD
01/12	Indianapolis	5	6	1.2	4	1	0
01/20	New England	1	-11	-11.0	-11	1	0
TOTALS		6	-5	-0.8	4	2	0

INDIVIDUAL GXG STATS: KICKOFF RETURNS

2018 REGULAR SEASON INDIVIDUAL GAME-BY-GAME STATS

KICKOFF RETURNS:		CHRIS CONLEY						DEMETRIUS HARRIS						ANTHONY SHERMAN					
DATE	OPP.	NO.	YDS	AVG	LG	FC	TD	NO.	YDS	AVG	LG	FC	TD	NO.	YDS	AVG	LG	FC	TD
09/09	at L.A. Chargers	0	0	0	--	0	0	*RESERVE/LEAGUE SUSP.*						0	0	0	--	0	0
09/16	at Pittsburgh	0	0	0	--	0	0	0	0	0	--	0	0	0	0	0	--	0	0
09/23	San Francisco	0	0	0	--	0	0	0	0	0	--	0	0	0	0	0	--	0	0
10/01	at Denver	0	0	0	--	0	0	0	0	0	--	0	0	0	0	0	--	0	0
10/07	Jacksonville	0	0	0	--	0	0	1	11	11.0	11	0	0	0	0	0	--	0	0
10/14	at New England	0	0	0	--	0	0	0	0	0	--	0	0	0	0	0	--	0	0
10/21	Cincinnati	0	0	0	--	0	0	0	0	0	--	0	0	0	0	0	--	0	0
10/28	Denver	0	0	0	--	0	0	0	0	0	--	0	0	1	5	5.0	5	0	0
11/04	at Cleveland	0	0	0	--	0	0	0	0	0	--	0	0	0	0	0	--	0	0
11/11	Arizona	0	0	0	--	0	0	0	0	0	--	0	0	0	0	0	--	0	0
11/19	at L.A. Rams	0	0	0	--	0	0	0	0	0	--	0	0	0	0	0	--	0	0
12/02	at Oakland	1	5	5.0	5	0	0	0	0	0	--	0	0	0	0	0	--	0	0
12/09	Baltimore	0	0	0	--	0	0	0	0	0	--	0	0	0	0	0	--	0	0
12/13	L.A. Chargers	0	0	0	--	0	0	0	0	0	--	0	0	0	0	0	--	0	0
12/23	at Seattle	0	0	0	--	0	0	0	0	0	--	0	0	0	0	0	--	0	0
12/30	Oakland	0	0	0	--	0	0	0	0	0	--	0	0	0	0	0	--	0	0
TOTALS		**1**	**5**	**5.0**	**5**	**0**	**0**	**1**	**11**	**11.0**	**11**	**0**	**0**	**1**	**5**	**5.0**	**5**	**0**	**0**

KICKOFF RETURNS:		TREMON SMITH						DE'ANTHONY THOMAS						SPENCER WARE					
DATE	OPP.	NO.	YDS	AVG	LG	FC	TD	NO.	YDS	AVG	LG	FC	TD	NO.	YDS	AVG	LG	FC	TD
09/09	at L.A. Chargers	0	0	0	--	0	0	2	33	16.5	26	0	0	0	0	0	--	0	0
09/16	at Pittsburgh	0	0	0	--	0	0	0	0	0	--	0	0	0	0	0	--	0	0
09/23	San Francisco	0	0	0	--	0	0	1	25	25.0	25	0	0	0	0	0	--	0	0
10/01	at Denver	*INACTIVE*						0	0	0	--	0	0	0	0	0	--	0	0
10/07	Jacksonville	*INACTIVE*						0	0	0	--	0	0	0	0	0	--	0	0
10/14	at New England	4	180	45.0	97	0	0	*RESERVE/INJURED*						1	10	10.0	10	0	0
10/21	Cincinnati	1	23	23.0	23	0	0	*RESERVE/INJURED*						0	0	0	--	0	0
10/28	Denver	3	82	27.3	33	0	0	*RESERVE/INJURED*						0	0	0	--	0	0
11/04	at Cleveland	2	53	26.5	34	0	0	*RESERVE/INJURED*						0	0	0	--	0	0
11/11	Arizona	2	22	11.0	15	0	0	*RESERVE/INJURED*						0	0	0	--	0	0
11/19	at L.A. Rams	7	207	29.6	34	0	0	*RESERVE/INJURED*						0	0	0	--	0	0
12/02	at Oakland	4	75	18.8	23	0	0	*RESERVE/INJURED*						0	0	0	--	0	0
12/09	Baltimore	0	0	0	--	0	0	*RESERVE/INJURED*						0	0	0	--	0	0
12/13	L.A. Chargers	5	104	20.8	51	0	0	*RESERVE/INJURED*						*INACTIVE*					
12/23	at Seattle	4	114	28.5	61	0	0	*RESERVE/INJURED*						*INACTIVE*					
12/30	Oakland	1	26	26.0	26	0	0	*RESERVE/INJURED*						*INACTIVE*					
TOTALS		**33**	**886**	**26.8**	**97**	**0**	**0**	**3**	**58**	**19.3**	**26**	**0**	**0**	**1**	**10**	**10.0**	**10**	**0**	**0**

INDIVIDUAL GXG STATS: KICKOFF RETURNS

2018 POSTSEASON INDIVIDUAL GAME-BY-GAME STATS

KICKOFF RETURNS:		DEMETRIUS HARRIS						TREMON SMITH					
DATE	OPP.	NO.	YDS	AVG	LG	FC	TD	NO.	YDS	AVG	LG	FC	TD
01/12	Indianapolis	0	0	0	--	0	0	2	39	19.5	23	0	0
01/20	New England	1	17	17.0	17	0	0	4	99	24.8	29	0	0
TOTALS		1	17	17.0	17	0	0	6	138	23.0	29	0	0

PLAYER PARTICIPATION

2018 Regular Season Kansas City Chiefs Player Participation

PLAYERS	@ LAC 9/9	@ PIT 9/16	SF 9/23	@ DEN 10/1	JAX 10/7	@ NE 10/14	CIN 10/21	DEN 10/28	@ CLE 11/4	ARI 11/11	@ LAR 11/19	@ OAK 12/2	BAL 12/9	LAC 12/13	@ SEA 12/23	OAK 12/30	P/S P/S	DNP/* DNP/*
Bailey, Allen	LDE	P	LDE	LDE	LDE	LDE	P	RDE	RDE	LDE	LDE	P	LDE	RDE	RDE	RDE	16/13	0/0
Berry, Eric	*	*	*	*	*	*	*	*	*	*	*	*	*	S	S	*	2/2	0/14
Boettger, Ike	*	I	^	^	^	^	^	^	^	^	^	^	^	^	^	^	0/0	0/1
Butker, Harrison	P	P	P	P	P	P	P	P	P	P	P	P	P	P	P	P	16/0	0/0
Colquitt, Dustin	P	P	P	P	P	P	P	P	P	P	P	P	P	P	P	P	16/0	0/0
Conley, Chris	WR	WR	WR	WR	WR	WR	WR	P	P	WR	P	WR	WR	WR	WR	WR	16/13	0/0
Devey, Jordan	P	P	P	P	P	RG	C	IR	IR	IR	IR	IR	IR	IR	IR	IR	7/2	0/0
Duvernay-Tardif, Laurent	RG	RG	RG	RG	RG	IR	IR	IR	IR	IR	IR	IR	IR	IR	IR	IR	5/5	0/0
Ellis, Alex	P	P	DNP	*	IR	IR	IR	IR	IR	IR	IR	IR	IR	IR	IR	IR	2/0	1/1
Erving, Cam	LG	LG	LG	LG	LG	LG	LG	LG	LG	LG	LG	LG	LG	*	DNP	P	14/13	1/1
Fisher, Eric	LT	LT	LT	LT	LT	LT	LT	LT	LT	LT	LT	LT	LT	LT	LT	LT	16/16	0/0
Ford, Dee	ROLB	ROLB	ROLB	LOLB	LOLB	LOLB	LOLB	LOLB	LOLB	LOLB	LOLB	LOLB	LOLB	ROLB	ROLB	ROLB	16/16	0/0
Fuller, Kendall	RCB	RCB	LCB	LCB	LCB	CB	CB	LCB	CB	LCB	CB	CB	CB	LCB	*	CB	15/15	0/1
Hamilton, Justin	*	*	*	*	*	*	*	*	*	*	*	*	P	P	P	P	4/0	0/12
Henne, Chad	DNP	DNP	DNP	DNP	DNP	DNP	DNP	DNP	DNP	DNP	DNP	DNP	DNP	DNP	DNP	P	1/0	15/0
Hill, Tyreek	WR	WR	WR	WR	WR	WR	WR	WR	WR	WR	WR	WR	WR	WR	WR	WR	16/16	0/0
Hitchens, Anthony	LILB	LILB	RILB	LILB	LILB	RILB	RILB	LILB	LILB	DNP	LILB	LILB	LILB	LILB	LILB	LILB	15/15	1/0
Houston, Justin	LOLB	LOLB	LOLB	ROLB	ROLB	*	*	*	*	ROLB	ROLB	ROLB	ROLB	LOLB	LOLB	LOLB	12/12	0/4
Jones, Chris	RDE	RDE	RDE	RDE	RDE	P	RDE	LDE	P	RDE	RDE	RDE	P	LDE	P	P	16/11	0/0
Kelce, Travis	TE	TE	TE	TE	TE	TE	TE	TE	TE	TE	TE	TE	TE	TE	TE	TE	16/16	0/0
Kemp, Marcus	P	P	P	P	P	P	P	P	P	P	P	P	P	P	P	P	16/0	0/0
Kpassagnon, Tanoh	P	P	P	P	P	*	P	P	P	P	P	P	P	*	P	*	13/0	0/3
Lucas, Jordan	P	P	P	P	P	S	S	S	P	P	P	P	P	P	P	S	16/4	0/0
Mahomes, Patrick	QB	QB	QB	QB	QB	QB	QB	QB	QB	QB	QB	QB	QB	QB	QB	QB	16/16	0/0
McKenzie, Kahlil	*	*	*	*	*	*	*	*	*	*	*	*	*	*	*	*	0/0	0/16
Morse, Mitch	C	C	C	C	C	C	*	*	*	*	*	C	C	C	C	C	11/11	0/5
Murray, Eric	S	S	S	S	S	*	P	P	S	S	S	S	P	P	P	P	15/9	0/1
Nelson, Steven	LCB	LCB	RCB	RCB	RCB	RCB	RCB	RCB	RCB	RCB	RCB	RCB	RCB	RCB	RCB	RCB	16/16	0/0
Niemann, Ben	P	*	*	P	P	P	P	P	P	RILB	P	P	P	P	P	P	14/1	0/2
Nnadi, Derrick	P	P	P	P	NT	NT	NT	NT	NT	NT	P	NT	NT	NT	NT	NT	16/11	0/0
O'Daniel, Dorian	P	P	P	P	P	P	P	P	P	P	RILB	P	P	P	P	P	16/1	0/0
Parker, Ron	S	S	S	S	S	S	S	S	S	S	S	S	S	S	*	P	15/14	0/1
Ragland, Reggie	RILB	RILB	LILB	RILB	RILB	LILB	LILB	RILB	RILB	LILB	P	RILB	RILB	RILB	RILB	RILB	16/15	0/0
Reiter, Austin	*	*	*	*	*	P	P	C	C	C	C	P	P	P	P	P	11/4	0/5
Robinson, Demarcus	P	P	P	P	P	P	P	P	P	WR	P	WR	P	WR	WR	WR	16/5	0/0
Scandrick, Orlando	P	CB	P	P	P	LCB	LCB	P	LCB	P	LCB	LCB	LCB	P	DNP	P	15/7	1/0
Schwartz, Mitchell	RT	RT	RT	RT	RT	RT	RT	RT	RT	RT	RT	RT	RT	RT	RT	RT	16/16	0/0
Sherman, Anthony	P	P	P	P	P	P	P	P	FB	P	P	P	P	P	P	P	16/1	0/0
Smith, Terrance	P	P	P	P	P	P	P	IR	IR	IR	IR	IR	IR	IR	IR	IR	7/0	0/0
Smith, Tremon	P	P	P	*	*	P	P	P	P	P	P	P	P	P	CB	P	14/1	0/2
Speaks, Breeland	P	P	P	P	P	ROLB	ROLB	ROLB	ROLB	P	P	P	P	P	P	P	16/4	0/0
Thomas, De'Anthony	P	P	P	P	P	IR	IR	IR	IR	IR	IR	IR	IR	IR	IR	IR	5/0	0/0
Ward, Charvarius	*	*	*	P	P	P	P	P	P	P	P	P	P	P	LCB	LCB	13/2	0/3
Ware, Spencer	P	P	P	P	P	P	P	P	P	P	P	RB	RB	*	*	*	13/2	0/3
Watkins, Sammy	WR	WR	WR	WR	WR	WR	WR	WR	P	*	WR	*	*	*	*	*	10/9	0/6
Watts, Armani	P	P	P	P	P	IR	IR	IR	IR	IR	IR	IR	IR	IR	IR	IR	5/0	0/0
Williams, Damien	P	P	P	P	P	P	P	P	P	P	P	P	P	RB	RB	RB	16/3	0/0
Williams, Darrel	*	*	*	*	*	*	*	*	*	P	*	P	P	P	P	P	6/0	0/10
Williams, Xavier	NT	NT	NT	NT	P	P	P	P	P	P	P	P	P	P	P	P	16/4	0/0
Winchester, James	P	P	P	P	P	P	P	P	P	P	P	P	P	P	P	P	16/0	0/0
Wylie, Andrew	P	P	P	P	P	P	RG	RG	RG	RG	RG	RG	RG	RG	RG	RG	16/10	0/0
Harris, Demetrius	R/SUS	P	P	P	P	P	P	TE	P	P	TE	P	TE	P	P	P	15/3	0/0
Dieter, Gehrig	PS	PS	PS	PS	PS	PS	PS	PS	PS	PS	*	P	P	*	P	P	4/0	0/2
Reaser, Keith	IR	^	^	^	^	^	^	^	^	^	^	^	^	^	^	^	0/0	0/0
Gordon, Dillon	IR	IR	IR	IR	IR	IR	IR	IR	IR	IR	IR	IR	IR	IR	IR	IR	0/0	0/0
Pringle, Byron	IR	IR	IR	IR	IR	IR	IR	IR	IR	IR	IR	IR	IR	IR	IR	IR	0/0	0/0
Hunter, Ryan	PS	PS	PS	PS	PS	PS	PS	PS	PS	PS	PS	PS	PS	PS	PS	PS	0/0	0/0
Litton, Chase	PS	PS	PS	PS	PS	PS	PS	PS	PS	PS	PS	PS	PS	PS	PS	PS	0/0	0/0
Moore, J.D.	IR	IR	IR	IR	IR	IR	IR	IR	IR	IR	IR	IR	IR	IR	IR	IR	0/0	0/0
Springs, Arrion	PS	PS	^	^	^	^	^	^	^	^	^	^	^	^	^	^	0/0	0/0
Wade, D'Montre	PS	PS	PS	PS	PS	PS	PS	PS	PS	PS	PS	PS	PS	PS	PS	PS	0/0	0/0
Koroma, Tejan	IR	IR	IR	IR	IR	IR	IR	IR	IR	IR	IR	IR	IR	IR	IR	IR	0/0	0/0
McCray, Rob	PS	PS	PS	PS	PS	PSI	PSI	PSI	PSI	PSI	PSI	PSI	PSI	PSI	PSI	PSI	0/0	0/0
Durham, Step	IR	IR	IR	IR	IR	IR	IR	IR	IR	IR	IR	IR	IR	IR	IR	IR	0/0	0/0
Crockett, Josh	PS	PS	PS	PS	PS	PS	PS	PS	PS	PS	PS	PS	PS	PS	PS	PS	0/0	0/0
Ivie, Joey	PS	PS	PS	PS	PS	PS	PS	PS	PS	PS	PS	PS	PS	PS	PS	PS	0/0	0/0
McQuay, Leon	PS	PS	PS	PS	PS	DNP	PS	PS	PS	PS	PS	PS	PS	PS	PS	PS	0/0	1/0
Allen, Jeff	NOT	NOT	NOT	NOT	NOT	NOT	P	P	OL	P	P	P	P	LG	LG	LG	10/4	0/0
Murphy, Pace	NOT	NOT	NOT	NOT	NOT	NOT	NOT	PS	PS	PS	PS	PS	PS	PS	PS	PS	0/0	0/0
Zombo, Frank	NOT	NOT	NOT	NOT	NOT	P	P	P	*	*	P	P	P	P	P	P	9/0	0/2
Davison, Raymond	NOT	NOT	NOT	NOT	NOT	NOT	NOT	PS	PS	PS	PS	PS	PS	PS	PS	PS	0/0	0/0
Sorensen, Daniel	IR	IR	IR	IR	IR	IR	IR	IR	IR	P	P	P	S	S	S	S	7/4	0/0
West, Charcandrick	NOT	NOT	NOT	NOT	NOT	NOT	NOT	NOT	NOT	NOT	NOT	NOT	*	P	P	P	3/0	0/1
Hunt, Kareem	RB	RB	RB	RB	RB	RB	RB	RB	RB	RB	RB	NOT	NOT	NOT	NOT	NOT	11/11	0/0
Jenkins, Jarvis	P	P	P	P	P	P	P	P	P	P	P	P	NOT	NOT	NOT	NOT	12/0	0/0
Wells, David	^	^	PS	PS	PS	PS	PS	PS	PS	PS	PS	PS	PS	PS	PS	PS	0/0	0/0
Shaw, Josh	^	^	^	^	*	P	P	P	P	*	NOT	^	^	^	^	^	4/0	0/2
Yelder, Deon	^	^	^	^	PS	PS	PS	P	P	P	*	*	*	*	*	*	3/0	0/6
Orchard, Nate	^	^	^	^	^	DNP	*	*	P	NOT	NOT	NOT	NOT	NOT	NOT	NOT	1/0	1/2
Murray, Jimmy	^	^	^	^	^	PS	PS	DNP	DNP	P	P	*	*	DNP	*	*	2/0	3/4
Hawkins, Josh	^	^	^	^	^	^	^	^	^	^	PS	PS	PS	PS	PS	NOT	0/0	0/0
Richardson, Horace	^	^	^	^	^	^	^	^	^	^	^	^	PS	PS	PS	PS	0/0	0/0
Benjamin, Kelvin	^	^	^	^	^	^	^	^	^	^	^	^	*	P	P	P	3/0	0/1

LEGEND:

Starters indicated by position, P=Played, *=Inactive, DNP=Did Not Play, IR=Reserve/Injured, IRD=Injured Reserve – Designated For Return, NF=Non-Football Injury (NF), NFI=Non-Football Illness (NFI), PS=Practice Squad, PSI=Practice Squad Injured, PSIR=Practice Squad/Injured Reserve, PUP=Active/PUP, INJ=Injured, I=Inactive, I/SUS=Inactive/League Susp., N/NFIN=Inactive/NFIN, R/SUS=Reserve/League Susp., R/PUP=Reserve/Physically-Unable-To-Perform, R/NFIN=Reserve/Non-Football Injury, R/NFIL=Reserve/NFIL, R/Team SUS.=Team Suspension, UNS=Unsigned, NOT=Not on Roster, #=Roster Exemption, IPP=International Player Pathway/PS Exemption, ^=With Other Team

PLAYER PARTICIPATION

2018 Postseason Kansas City Chiefs Player Participation				
	IND	NE	P/S	DNP/*
PLAYERS	1/12	1/20	P/S	DNP/*
Allen, Jeff	P	P	2/0	0/0
Bailey, Allen	**LDE**	**LDE**	2/2	0/0
Benjamin, Kelvin	*	*	0/0	0/2
Berry, Eric	*	**S**	1/1	0/1
Butker, Harrison	P	P	2/0	0/0
Colquitt, Dustin	P	P	2/0	0/0
Conley, Chris	P	**WR**	2/1	0/0
Dieter, Gehrig	P	P	2/0	0/0
Erving, Cam	**LG**	**LG**	2/2	0/0
Fisher, Eric	**LT**	**LT**	2/2	0/0
Ford, Dee	**LOLB**	**ROLB**	2/2	0/0
Fuller, Kendall	**CB**	**LCB**	2/2	0/0
Hamilton, Justin	P	P	2/0	0/0
Harris, Demetrius	**TE**	P	2/1	0/0
Henne, Chad	*DNP*	*DNP*	0/0	2/0
Hill, Tyreek	**WR**	**WR**	2/2	0/0
Hitchens, Anthony	**RILB**	**RILB**	2/2	0/0
Houston, Justin	**ROLB**	**LOLB**	2/2	0/0
Jones, Chris	P	**RDE**	2/1	0/0
Kelce, Travis	**TE**	**TE**	2/2	0/0
Kemp, Marcus	P	P	2/0	0/0
Kpassagnon, Tanoh	P	*	1/0	0/1
Lucas, Jordan	**S**	P	2/1	0/0
Mahomes, Patrick	**QB**	**QB**	2/2	0/0
McKenzie, Kahlil	*	*	0/0	0/2
Morse, Mitch	**C**	**C**	2/2	0/0
Murray, Eric	P	P	2/0	0/0
Murray, Jimmy	*	*	0/0	0/2
Nelson, Steven	**RCB**	**RCB**	2/2	0/0
Niemann, Ben	P	P	2/0	0/0
Nnadi, Derrick	**NT**	**NT**	2/2	0/0
O'Daniel, Dorian	*	*	0/0	0/2
Parker, Ron	P	*NOT*	1/0	0/0
Ragland, Reggie	**LILB**	**LILB**	2/2	0/0
Reiter, Austin	P	P	2/0	0/0
Robinson, Demarcus	P	P	2/0	0/0
Scandrick, Orlando	P	*DNP*	1/0	1/0
Schwartz, Mitchell	**RT**	**RT**	2/2	0/0
Sherman, Anthony	P	P	2/0	0/0
Smith, Tremon	P	P	2/0	0/0
Sorensen, Daniel	**S**	**S**	2/2	0/0
Speaks, Breeland	P	P	2/0	0/0
Ward, Charvarius	**LCB**	P	2/1	0/0
Ware, Spencer	*	P	1/0	0/1
Watkins, Sammy	**WR**	**WR**	2/2	0/0
West, Charcandrick	P	P	2/0	0/0
Williams, Damien	**RB**	**RB**	2/2	0/0
Williams, Darrel	P	P	2/0	0/0
Williams, Xavier	P	P	2/0	0/0
Winchester, James	P	P	2/0	0/0
Wylie, Andrew	**RG**	**RG**	2/2	0/0
Yelder, Deon	*	*	0/0	0/2
Zombo, Frank	P	P	2/0	0/0
McCray, Rob	*PSI*	*PSI*	0/0	0/0
Durham, Step	*IR*	*IR*	0/0	0/0
Ellis, Alex	*IR*	*IR*	0/0	0/0
Koroma, Tejan	*IR*	*IR*	0/0	0/0
Wade, D'Montre	*PS*	*PS*	0/0	0/0
Pringle, Byron	*IR*	*IR*	0/0	0/0
Crockett, Josh	*PS*	*PS*	0/0	0/0
Devey, Jordan	*IR*	*IR*	0/0	0/0
Smith, Terrance	*IR*	*IR*	0/0	0/0
McQuay, Leon	*PS*	*PS*	0/0	0/0
Thomas, De'Anthony	*IR*	*IR*	0/0	0/0
Duvernay-Tardif, Laurent	*IR*	*	0/0	0/1
Cooper, Chris	*PS*	*PS*	0/0	0/0
Gordon, Dillon	*IR*	*IR*	0/0	0/0
Watts, Armani	*IR*	*IR*	0/0	0/0
Hunter, Ryan	*PS*	*PS*	0/0	0/0
Litton, Chase	*PS*	*PS*	0/0	0/0
Moore, J.D.	*IR*	*IR*	0/0	0/0
Murphy, Pace	*PS*	*PS*	0/0	0/0
Wells, David	*PS*	*PS*	0/0	0/0
Ivie, Joey	*PS*	*PS*	0/0	0/0
Davison, Raymond	*PS*	*PS*	0/0	0/0

LEGEND:

Starters indicated by position, P=Played, *=Inactive, DNP=Did Not Play, IR=Reserve/Injured, IRD=Injured Reserve – Designated For Return, NF=Non-Football Injury (NF), NFI=Non-Football Illness (NFI), PS=Practice Squad, PSI=Practice Squad Injured, PSIR=Practice Squad/Injured Reserve, PUP=Active/PUP, INJ=Injured, I=Inactive, I/SUS=Inactive/League Susp., N/NFIN=Inactive/NFIN, R/SUS=Reserve/League Susp., R/PUP=Reserve/Physically-Unable-To-Perform, R/NFIN=Reserve/Non-Football Injury, R/NFIL=Reserve/NFIL, R/Team SUS.=Team Suspension, UNS=Unsigned, NOT=Not on Roster, #=Roster Exemption, IPP=International Player Pathway/PS Exemption, ^=With Other Team

ROSTER/GAME-BY-GAME STARTERS

2018 Regular Season Offense

		OFFENSE													
DATE	OPPONENT	QB	RB	WR	WR	TE	LT	LG	C	RG	RT	WR	TE	FB	OL
9/9	at L.A. Chargers	P.Mahomes	K.Hunt	T.Hill	C.Conley	T.Kelce	E.Fisher	C.Erving	M.Morse	L.Duvernay-Tardif	M.Schwartz	S.Watkins	--	--	--
9/16	at Pittsburgh	P.Mahomes	K.Hunt	T.Hill	C.Conley	T.Kelce	E.Fisher	C.Erving	M.Morse	L.Duvernay-Tardif	M.Schwartz	S.Watkins	--	--	--
9/23	San Francisco	P.Mahomes	K.Hunt	T.Hill	C.Conley	T.Kelce	E.Fisher	C.Erving	M.Morse	L.Duvernay-Tardif	M.Schwartz	S.Watkins	--	--	--
10/1	at Denver	P.Mahomes	K.Hunt	T.Hill	C.Conley	T.Kelce	E.Fisher	C.Erving	M.Morse	L.Duvernay-Tardif	M.Schwartz	S.Watkins	--	--	--
10/7	Jacksonville	P.Mahomes	K.Hunt	T.Hill	C.Conley	T.Kelce	E.Fisher	C.Erving	M.Morse	L.Duvernay-Tardif	M.Schwartz	S.Watkins	--	--	--
10/14	at New England	P.Mahomes	K.Hunt	T.Hill	C.Conley	T.Kelce	E.Fisher	C.Erving	M.Morse	J.Devey	M.Schwartz	S.Watkins	--	--	--
10/21	Cincinnati	P.Mahomes	K.Hunt	T.Hill	C.Conley	T.Kelce	E.Fisher	C.Erving	J.Devey	A.Wylie	M.Schwartz	S.Watkins	--	--	--
10/28	Denver	P.Mahomes	K.Hunt	T.Hill	--	T.Kelce	E.Fisher	C.Erving	A.Reiter	A.Wylie	M.Schwartz	S.Watkins	D.Harris	--	--
11/4	at Cleveland	P.Mahomes	K.Hunt	T.Hill	--	T.Kelce	E.Fisher	C.Erving	A.Reiter	A.Wylie	M.Schwartz	--	--	A.Sherman	J.Allen
11/11	Arizona	P.Mahomes	K.Hunt	T.Hill	D.Robinson	T.Kelce	E.Fisher	C.Erving	A.Reiter	A.Wylie	M.Schwartz	C.Conley	--	--	--
11/19	at L.A. Rams	P.Mahomes	K.Hunt	T.Hill	--	T.Kelce	E.Fisher	C.Erving	A.Reiter	A.Wylie	M.Schwartz	S.Watkins	D.Harris	--	--
12/2	at Oakland	P.Mahomes	S.Ware	T.Hill	D.Robinson	T.Kelce	E.Fisher	C.Erving	M.Morse	A.Wylie	M.Schwartz	C.Conley	--	--	--
12/9	Baltimore	P.Mahomes	S.Ware	T.Hill	--	T.Kelce	E.Fisher	C.Erving	M.Morse	A.Wylie	M.Schwartz	C.Conley	D.Harris	--	--
12/13	L.A. Chargers	P.Mahomes	D.Williams	T.Hill	D.Robinson	T.Kelce	E.Fisher	J.Allen	M.Morse	A.Wylie	M.Schwartz	C.Conley	--	--	--
12/23	at Seattle	P.Mahomes	D.Williams	T.Hill	D.Robinson	T.Kelce	E.Fisher	J.Allen	M.Morse	A.Wylie	M.Schwartz	C.Conley	--	--	--
12/30	Oakland	P.Mahomes	D.Williams	T.Hill	D.Robinson	T.Kelce	E.Fisher	J.Allen	M.Morse	A.Wylie	M.Schwartz	C.Conley	--	--	--

2018 Regular Season Defense

		DEFENSE											
DATE	OPPONENT	LDE	NT	RDE	LOLB	LILB	RILB	ROLB	LCB	RCB	S	S	NICKEL
9/9	at L.A. Chargers	A.Bailey	X.Williams	C.Jones	J.Houston	A.Hitchens	R.Ragland	D.Ford	S.Nelson	K.Fuller	E.Murray	R.Parker	--
9/16	at Pittsburgh	--	X.Williams	C.Jones	J.Houston	A.Hitchens	R.Ragland	D.Ford	S.Nelson	K.Fuller	E.Murray	R.Parker	O.Scandrick
9/23	San Francisco	A.Bailey	X.Williams	C.Jones	J.Houston	R.Ragland	A.Hitchens	D.Ford	K.Fuller	S.Nelson	E.Murray	R.Parker	--
10/1	at Denver	A.Bailey	X.Williams	C.Jones	D.Ford	A.Hitchens	R.Ragland	J.Houston	K.Fuller	S.Nelson	E.Murray	R.Parker	--
10/7	Jacksonville	A.Bailey	D.Nnadi	C.Jones	D.Ford	A.Hitchens	R.Ragland	J.Houston	K.Fuller	S.Nelson	E.Murray	R.Parker	--
10/14	at New England	A.Bailey	D.Nnadi	--	D.Ford	R.Ragland	A.Hitchens	B.Speaks	O.Scandrick	S.Nelson	J.Lucas	R.Parker	K.Fuller
10/21	Cincinnati	--	D.Nnadi	C.Jones	D.Ford	R.Ragland	A.Hitchens	B.Speaks	O.Scandrick	S.Nelson	J.Lucas	R.Parker	K.Fuller
10/28	Denver	C.Jones	D.Nnadi	A.Bailey	D.Ford	A.Hitchens	R.Ragland	B.Speaks	K.Fuller	S.Nelson	J.Lucas	R.Parker	--
11/4	at Cleveland	A.Bailey	D.Nnadi	--	D.Ford	A.Hitchens	R.Ragland	B.Speaks	O.Scandrick	S.Nelson	E.Murray	R.Parker	K.Fuller
11/11	Arizona	A.Bailey	D.Nnadi	C.Jones	D.Ford	R.Ragland	B.Niemann	J.Houston	K.Fuller	S.Nelson	E.Murray	R.Parker	--
11/19	at L.A. Rams	A.Bailey	--	C.Jones	D.Ford	A.Hitchens	D.O'Daniel	J.Houston	O.Scandrick	S.Nelson	E.Murray	R.Parker	K.Fuller
12/2	at Oakland	--	D.Nnadi	C.Jones	D.Ford	A.Hitchens	R.Ragland	J.Houston	O.Scandrick	S.Nelson	E.Murray	R.Parker	K.Fuller
12/9	Baltimore	A.Bailey	D.Nnadi	--	D.Ford	A.Hitchens	R.Ragland	J.Houston	O.Scandrick	S.Nelson	D.Sorensen	R.Parker	K.Fuller
12/13	L.A. Chargers	C.Jones	D.Nnadi	A.Bailey	J.Houston	A.Hitchens	R.Ragland	D.Ford	K.Fuller	S.Nelson	E.Berry	R.Parker	--
12/23	at Seattle	--	D.Nnadi	A.Bailey	J.Houston	A.Hitchens	R.Ragland	D.Ford	C.Ward	S.Nelson	E.Berry	D.Sorensen	T.Smith
12/30	Oakland	--	D.Nnadi	A.Bailey	J.Houston	A.Hitchens	R.Ragland	D.Ford	C.Ward	S.Nelson	J.Lucas	D.Sorensen	K.Fuller

2018 Postseason Offense

		OFFENSE													
DATE	OPPONENT	QB	RB	WR	WR	TE	LT	LG	C	RG	RT	WR	TE	FB	OL
1/12	Indianapolis	P.Mahomes	D.Williams	T.Hill	--	T.Kelce	E.Fisher	C.Erving	M.Morse	A.Wylie	M.Schwartz	S.Watkins	D.Harris	--	--
1/20	New England	P.Mahomes	D.Williams	T.Hill	C.Conley	T.Kelce	E.Fisher	C.Erving	M.Morse	A.Wylie	M.Schwartz	S.Watkins	--	--	--

2018 Postseason Defense

		DEFENSE											
DATE	OPPONENT	LDE	NT	RDE	LOLB	LILB	RILB	ROLB	LCB	RCB	S	S	NICKEL
1/12	Indianapolis	A.Bailey	D.Nnadi	--	D.Ford	R.Ragland	A.Hitchens	J.Houston	C.Ward	S.Nelson	J.Lucas	D.Sorensen	K.Fuller
1/20	New England	A.Bailey	D.Nnadi	C.Jones	J.Houston	R.Ragland	A.Hitchens	D.Ford	K.Fuller	S.Nelson	E.Berry	D.Sorensen	--

ROSTER/GAME-BY-GAME CAPTAINS

2018 REGULAR SEASON - CAPTAINS				
DATE	OPPONENT	OFFENSE	DEFENSE	SPECIAL TEAMS
09/09	at L.A. Chargers	Patrick Mahomes	Justin Houston	Dustin Colquitt
09/16	at Pittsburgh	Travis Kelce	Allen Bailey	Tyreek Hill
09/23	San Francisco	Mitchell Schwartz	Steven Nelson	De'Anthony Thomas
10/01	at Denver	Chris Conley	Anthony Hitchens	Anthony Sherman
10/07	Jacksonville	Mitch Morse	Ron Parker	Demetrius Harris
10/14	at New England	Eric Fisher	Dee Ford	Terrance Smith
10/21	Cincinnati	Kareem Hunt	Chris Jones	Harrison Butker
10/28	Denver	Sammy Watkins	Kendall Fuller	James Winchester
11/04	at Cleveland	Cam Erving	Reggie Ragland	Eric Murray
11/11	Arizona	Spencer Ware	Xavier Williams	Marcus Kemp
11/19	at L.A. Rams	Damien Williams	Orlando Scandrick	Daniel Sorensen
12/02	at Oakland	Andrew Wylie	Jarvis Jenkins	Demarcus Robinson
12/09	Baltimore	Patrick Mahomes	Justin Houston	Frank Zombo
12/13	L.A. Chargers	Travis Kelce	Allen Bailey	Tyreek Hill
12/23	at Seattle	Jeff Allen	Justin Hamilton	Jordan Lucas
12/30	Oakland	Chris Conley	Dee Ford	Dustin Colquitt

2018 POSTSEASON - CAPTAINS				
DATE	OPPONENT	OFFENSE	DEFENSE	SPECIAL TEAMS
01/12	Indianapolis	Travis Kelce Patrick Mahomes	Justin Houston	Dustin Colquitt Anthony Sherman
01/20	New England	Patrick Mahomes Travis Kelce	Justin Houston Eric Berry	Anthony Sherman Dustin Colquitt

GAME-BY-GAME INACTIVES

2018 REGULAR SEASON INACTIVES			
DATE	OPPONENT	PLAYERS	
09/09	at L.A. Chargers	Eric Berry Ike Boettger Justin Hamilton Kahlil McKenzie	Austin Reiter Charvarius Ward Darrel Williams
09/16	at Pittsburgh	Eric Berry Justin Hamilton Kahlil McKenzie Ben Niemann	Austin Reiter Charvarius Ward Darrel Williams
09/23	San Francisco	Eric Berry Justin Hamilton Kahlil McKenzie Ben Niemann	Austin Reiter Charvarius Ward Darrel Williams
10/01	at Denver	Eric Berry Alex Ellis Justin Hamilton Kahlil McKenzie	Austin Reiter Tremon Smith Darrel Williams
10/07	Jacksonville	Eric Berry Justin Hamilton Kahlil McKenzie Austin Reiter	Josh Shaw Tremon Smith Darrel Williams
10/14	at New England	Eric Berry Justin Hamilton Justin Houston Tanoh Kpassagnon	Kahlil McKenzie Eric Murray Darrel Williams
10/21	Cincinnati	Eric Berry Justin Hamilton Justin Houston Kahlil McKenzie	Mitch Morse Nate Orchard Darrel Williams
10/28	Denver	Eric Berry Justin Hamilton Justin Houston Kahlil McKenzie	Mitch Morse Nate Orchard Darrel Williams
11/04	at Cleveland	Eric Berry Justin Hamilton Justin Houston Kahlil McKenzie	Mitch Morse Darrel Williams Frank Zombo
11/11	Arizona	Eric Berry Justin Hamilton Kahlil McKenzie Mitch Morse	Josh Shaw Sammy Watkins Frank Zombo
11/19	at L.A. Rams	Eric Berry Gehrig Dieter Justin Hamilton Kahlil McKenzie	Mitch Morse Darrel Williams Deon Yelder
12/02	at Oakland	Eric Berry Justin Hamilton Kahlil McKenzie Jimmy Murray	Sammy Watkins Deon Yelder
12/09	Baltimore	Kelvin Benjamin Eric Berry Kahlil McKenzie Jimmy Murray	Sammy Watkins Charcandrick West Deon Yelder
12/13	L.A. Chargers	Gehrig Dieter Cam Erving Tanoh Kpassagnon Kahlil McKenzie	Spencer Ware Sammy Watkins Deon Yelder
12/23	at Seattle	Kendall Fuller Kahlil McKenzie Jimmy Murray Ron Parker	Spencer Ware Sammy Watkins Deon Yelder
12/30	Oakland	Eric Berry Tanoh Kpassagnon Kahlil McKenzie Jimmy Murray	Spencer Ware Sammy Watkins Deon Yelder

GAME-BY-GAME INACTIVES

2018 POSTSEASON INACTIVES			
DATE	**OPPONENT**	**PLAYERS**	
01/12	Indianapolis	Kelvin Benjamin Eric Berry Kahlil McKenzie Jimmy Murray	Dorian O'Daniel Spencer Ware Deon Yelder
01/20	New England	Kelvin Benjamin Laurent Duvernay-Tardif Tanoh Kpassagnon Kahlil McKenzie	Jimmy Murray Dorian O'Daniel Deon Yelder

Turnover Chart

2018 REGULAR SEASON - DEFENSIVE TAKEAWAYS					
DATE	OPPONENT	TAKEAWAY	QTR.	YD-LINE	RESULT
9/9	at L.A. Chargers	R. Parker INT (P. Rivers)	3	KC-14	TD
9/16	at Pittsburgh	none			
9/23	San Francisco	none			
10/1	at Denver	E. Murray INT (C. Keenum)	3	KC-43	Punt
10/7	Jacksonville	B. Speaks FR (D. Ford FF)	2	KC-49	FG
		C. Jones INT (B. Bortles)	2	JAX-20	TD
		S. Nelson INT (B. Bortles: touchback)	2	KC-(-5)	End of Half
		J. Lucas INT (B. Bortles)	4	KC-1	INT
		O. Scandrick INT (B. Bortles: touchback)	4	KC-(-4)	EOG
10/14	at New England	A. Bailey FR (B. Speaks FF)	3	NE-29	TD
10/21	Cincinnati	R. Parker INT (A. Dalton)	3	CIN-33	TD
10/28	Denver	B. Speaks FR (D. Ford FF)	4	KC-46	Punt
		K. Fuller INT (C. Keenum)	4	KC-45	Punt
11/4	at Cleveland	S. Nelson INT (B. Mayfield)	4	KC-17	Punt
11/11	Arizona	J. Houston INT (J. Rosen)	4	ARZ-35	TD
		S. Nelson INT (J. Rosen)	4	KC-35	EOG
11/19	at L.A. Rams	A. Bailey FR (D. Ford FF)	2	LA-21	TD
		A. Bailey FR (J. Houston FF)	4	LA-2	TD
12/2	at Oakland	J. Houston FR (A. Bailey FF)	1	OAK-49	FG
		D. O'Daniel FR (X. Williams FF)	2	KC-30	FG
		D. Sorensen FR (K. Fuller FF)	3	KC-48	TD
12/9	Baltimore	J. Houston FR (J. Houston FF)	4	BLT-23	Missed FG
12/13	L.A. Chargers	S. Nelson INT (P. Rivers)	1	LAC-49	TD
		K. Fuller INT (P. Rivers: touchback)	2	KC-(-9)	Punt
12/23	at Seattle	none			
12/30	Oakland	A. Bailey FR (A. Bailey FF)	1	OAK-45	Punt
		D. Sorensen INT (D. Carr)	1	KC-46	TD
		J. Houston FR (J. Houston FF)	2	KC-40	TD
		R. Ragland INT (D. Carr)	2	KC-29	Downs

2018 REGULAR SEASON - OFFENSIVE GIVEAWAYS					
DATE	OPPONENT	GIVEAWAY	QTR.	YD-LINE	RESULT
9/9	at L.A. Chargers	none			
9/16	at Pittsburgh	C. Conley fumble (C. Heyward FF; A. Chickillo FR)	4	PIT-34	TD
9/23	San Francisco	none			
10/1	at Denver	none			
10/7	Jacksonville	P. Mahomes INT (T. Gipson Sr.)	2	KC-49	Fumble
		P. Mahomes INT (A. Bouye)	4	JAX-33	TD
10/14	at New England	P. Mahomes INT (D. Hightower)	1	KC-31	TD
		P. Mahomes INT (D. Harmon: touchback)	2	NE-(-3)	End of Half
10/21	Cincinnati	P. Mahomes INT (S. Williams)	3	CIN-27	Punt
10/28	Denver	P. Mahomes INT (J. Simmons)	4	DEN-39	Fumble
11/4	at Cleveland	P. Mahomes INT (D. Rice)	3	CLV-14	TD
11/11	Arizona	none			
11/19	at L.A. Rams	P. Mahomes fumble (A. Donald FF; S. Ebukam FR)	2	KC-11	TD
		P. Mahomes fumble (A. Donald FF; J. Franklin-Myers FR)	3	KC-46	TD
		P. Mahomes INT (S. Ebukam)	3	KC-25	TD
		P. Mahomes INT (M. Peters)	4	LA-26	Punt
		P. Mahomes INT (L. Joyner)	4	LA-28	EOG
12/2	at Oakland	T. Kelce fumble (T. Whitehead FF; N. Nelson FR)	1	OAK-44	Punt
12/9	Baltimore	P. Mahomes INT (C. Clark)	3	BLT-37	TD
12/13	L.A. Chargers	none			
12/23	at Seattle	D. Williams fumble (D. Jordan FF; J. Reed FR)	2	KC-23	TD
		C. Conley fumble (J. Coleman FF; D. Hill FR)	2	SEA-22	End of Half
12/30	Oakland	P. Mahomes INT (G. Conley)	2	OAK-3	Punt

TURNOVER CHART

2018 REGULAR SEASON - SPECIAL TEAMS/MISC TAKEAWAYS					
DATE	OPPONENT	TAKEAWAY	QTR.	YD-LINE	RESULT
9/9	at L.A. Chargers	J. Winchester FR (D. Thomas FF)	4	LAC-2	TD

2018 REGULAR SEASON - TURNOVERS		
Offense:	18 Giveaways 63 Points (9 TD, 0 FG)	**Ratio** +9 (27 takes, 18 gives)
Defense:	26 Takeaways 85 Points (11 TD, 3 FG)	
Special Teams:	0 Giveaways 0 Points (0 TD, 0 FG)	**Points Off Turnovers Ratio** +29 (92 scored, 63 allowed)
	1 Takeaways 7 Points (1 TD, 0 FG)	

Turnover Chart

2018 POSTSEASON - DEFENSIVE TAKEAWAYS					
DATE	OPPONENT	TAKEAWAY	QTR.	YD-LINE	RESULT
1/12	Indianapolis	J. Houston FR (D. Ford FF)	3	KC-32	Punt
1/20	New England	R. Ragland INT (T. Brady: touchback) D. Sorensen INT (T. Brady)	2 4	KC-(-5) NE-47	Punt TD

2018 POSTSEASON - OFFENSIVE GIVEAWAYS					
DATE	OPPONENT	GIVEAWAY	QTR.	YD-LINE	RESULT
1/12	Indianapolis	S. Watkins fumble (D. Leonard FF; D. Leonard FR)	3	KC-20	Fumble
1/20	New England	none			

2018 POSTSEASON - TURNOVERS		
Offense:	1 Giveaways 0 Points (0 TD, 0 FG)	**Ratio** +2 (3 takes, 1 gives)
Defense:	3 Takeaways 7 Points (1 TD, 0 FG)	
Special Teams:	0 Giveaways 0 Points (0 TD, 0 FG)	**Points Off Turnovers Ratio** +7 (7 scored, 0 allowed)
	0 Takeaways 0 Points (0 TD, 0 FG)	

INSIDE THE 20

2018 REGULAR SEASON - INSIDE THE 20			
DATE	OPPONENT	OFFENSE	DEFENSE
09/09	at L.A. Chargers	TD - Pass TD - Pass	TD - Pass TD - Pass
09/16	at Pittsburgh	TD - Pass TD - Pass TD - Pass TD - Pass	TD - Pass TD - Pass TD - Run TD - Run
09/23	San Francisco	TD - Run TD - Run TD - Pass TD - Pass TD - Pass FG - 37 yards	TD - Pass TD - Run FG - 35 yards
10/01	at Denver	FG - 33 yards TD - Run FG - 21 yards TD - Pass TD - Run	TD - Run FG - 34 yards TD - Run
10/07	Jacksonville	TD - Run FG - 22 yards FG - 42 yards TD - Run	Downs Interception TD - Pass Downs Interception
10/14	at New England	FG - 24 yards Interception FG - 30 yards TD - Pass TD - Pass	TD - Run TD - Pass TD - Run FG - 24 yards TD - Run FG - 28 yards
10/21	Cincinnati	TD - Pass TD - Pass TD - Pass FG - 26 yards TD - Run TD - Pass Downs	TD - Pass FG - 33 yards
10/28	Denver	FG - 24 yards TD - Pass TD - Pass TD - Pass	TD - Run TD - Pass FG - 36 yards
11/04	at Cleveland	TD - Pass TD - Run TD - Pass TD - Run	TD - Run TD - Pass TD - Pass
11/11	Arizona	FG - 45 yards FG - 46 yards TD - Pass TD - Run	TD - Pass TD - Run
11/19	at L.A. Rams	FG - 21 yards TD - Pass TD - Pass TD - Pass	TD - Pass TD - Pass FG - 23 yards TD - Run FG - 33 yards TD - Pass
12/02	at Oakland	TD - Pass FG TD - Pass TD - Run TD - Pass TD - Pass	TD - Run TD - Pass TD - Pass TD - Pass
12/09	Baltimore	TD - Run TD - Pass FG - 24 yards TD - Pass FG - 35 yards	TD - Run FG - 28 yards TD - Pass TD - Pass
12/13	L.A. Chargers	TD - Pass TD - Pass TD - Run TD - Run	TD - Pass Interception TD - Run TD - Run TD - Pass
12/23	at Seattle	TD - Pass FG - 29 yards TD - Pass FG - 32 yards	TD - Run Missed FG TD - Pass FG - 28 yards TD - Pass TD - Run
12/30	Oakland	TD - Run Downs TD - Run	NONE

	OFFENSE	DEFENSE
Inside the 20	71	58
Scores	68	52
Touchdowns	51	42
Field Goals	17	10
Total Points in 20	404	319
Fumbles	0	0
Interceptions	1	3
Missed Field Goals	0	1
Lost on Downs	2	2
End of Half/Game	0	0
TDs Outside	15	7

INSIDE THE 20

2018 POSTSEASON - INSIDE THE 20			
DATE	OPPONENT	OFFENSE	DEFENSE
01/12	Indianapolis	TD - Run FG - 39 yards TD - Run TD - Run	Missed FG End of Game
01/20	New England	TD - Pass TD - Pass TD - Run	TD - Run Interception TD - Run TD - Run TD - Run

	OFFENSE	DEFENSE
Inside the 20	7	7
Scores	7	4
Touchdowns	6	4
Field Goals	1	0
Total Points in 20	45	27
Fumbles	0	0
Interceptions	0	1
Missed Field Goals	0	1
Lost on Downs	0	0
End of Half/Game	0	1
TDs Outside	2	2

GOAL TO GO SITUATIONS

2018 REGULAR SEASON - GOAL TO GO SITUATIONS			
DATE	OPPONENT	OFFENSE	DEFENSE
09/09	at L.A. Chargers	TD - Pass TD - Pass	TD - Pass
09/16	at Pittsburgh	TD - Pass TD - Pass	TD - Pass TD - Run TD - Run
09/23	San Francisco	TD - Run TD - Run TD - Pass	TD - Run Field Goal - 35 yards
10/01	at Denver	TD - Run Field Goal - 21 yards TD - Pass	TD - Run
10/07	Jacksonville	TD - Run Field Goal - 22 yards Field Goal - 42 yards TD - Run	Interception
10/14	at New England	Field Goal - 24 yards TD - Pass	TD - Run TD - Run Field Goal - 24 yards TD - Run Field Goal - 28 yards
10/21	Cincinnati	TD - Pass Field Goal - 26 yards TD - Run TD - Pass	TD - Pass
10/28	Denver	Field Goal - 24 yards TD - Pass	TD - Run TD - Pass
11/04	at Cleveland	TD - Run TD - Run	TD - Run TD - Pass
11/11	Arizona	TD - Pass TD - Run	TD - Run
11/19	at L.A. Rams	Field Goal - 21 yards TD - Pass TD - Pass	TD - Pass TD - Pass Field Goal - 23 yards TD - Run TD - Pass
12/02	at Oakland	TD - Pass TD - Pass TD - Run TD - Pass	TD - Run TD - Pass TD - Pass
12/09	Baltimore	TD - Run	TD - Run
12/13	L.A. Chargers	TD - Pass TD - Run TD - Run	TD - Pass TD - Run TD - Pass
12/23	at Seattle	TD - Pass Field Goal - 29 yards	TD - Pass TD - Pass TD - Run
12/30	Oakland	TD - Run Lost on Downs	NONE

	OFFENSE	DEFENSE
Goal-To-Go Situations	41	34
Scores	40	33
Touchdowns	32	29
Field Goals	8	4
Total Points	245	213
Fumbles	0	0
Interceptions	0	1
Missed Field Goals	0	0
Lost on Downs	1	0
End of Half/Game	0	0

GOAL TO GO SITUATIONS

2018 POSTSEASON - GOAL TO GO SITUATIONS			
DATE	OPPONENT	OFFENSE	DEFENSE
01/12	Indianapolis	TD - Run TD - Run TD - Run	NONE
01/20	New England	TD - Pass TD - Run	TD - Run Interception TD - Run TD - Run

	OFFENSE	DEFENSE
Goal-To-Go Situations	5	4
Scores	5	3
Touchdowns	5	3
Field Goals	0	0
Total Points	35	20
Fumbles	0	0
Interceptions	0	1
Missed Field Goals	0	0
Lost on Downs	0	0
End of Half/Game	0	0

BIG RUN PLAYS (10+ YARDS)

2018 REGULAR SEASON - BIG RUN PLAYS (10+ YARDS)					
DATE	OPPONENT	CHIEFS PLAYER	YDS.	OPP. PLAYER	YDS.
09/09	at L.A. Chargers	Kareem Hunt	13	Travis Benjamin	19
		Spencer Ware	27	Melvin Gordon III	18
				Melvin Gordon III	11
				Austin Ekeler	10
09/16	at Pittsburgh	Sammy Watkins	31	NONE	
		Patrick Mahomes	10		
		Patrick Mahomes	10		
		Kareem Hunt	16		
09/23	San Francisco	Sammy Watkins	11	Matt Breida	26
		Kareem Hunt	10	Matt Breida	21
				Matt Breida	21
				Alfred Morris	16
				Matt Breida	13
				Jimmy Garoppolo	13
10/01	at Denver	Kareem Hunt	45	Royce Freeman	18
		Kareem Hunt	13	Phillip Lindsay	17
				Royce Freeman	11
				Phillip Lindsay	13
				Royce Freeman	**14T**
				Emmanuel Sanders	18
				Phillip Lindsay	19
				Royce Freeman	10
10/07	Jacksonville	Tyreek Hill	21	T.J. Yeldon	17
		Patrick Mahomes	11	T.J. Yeldon	11
		Kareem Hunt	24	**Blake Bortles**	**21T**
		Kareem Hunt	15		
10/14	at New England	Kareem Hunt	22	Sony Michel	11
		Kareem Hunt	31	Sony Michel	12
				Kenjon Barner	10
				James White	10
				Sony Michel	15
				James White	11
				James White	12
10/21	Cincinnati	Kareem Hunt	21	Joe Mixon	20
		Kareem Hunt	11		
		Patrick Mahomes	10		
		Patrick Mahomes	23		
		Kareem Hunt	16		
		Spencer Ware	12		
		Spencer Ware	34		
10/28	Denver	Kareem Hunt	11	Devontae Booker	10
				Tim Patrick	13
				Phillip Lindsay	14
				Phillip Lindsay	13
				Devontae Booker	14
				Devontae Booker	26
				Phillip Lindsay	11
11/04	at Cleveland	Patrick Mahomes	15	Nick Chubb	12
		Kareem Hunt	25	Nick Chubb	11
		Tyreek Hill	12	Nick Chubb	17
		Kareem Hunt	11		
		Kareem Hunt	**10T**		
		Kareem Hunt	10		
		Spencer Ware	11		
		Kareem Hunt	13		
11/11	Arizona	Patrick Mahomes	14	David Johnson	11
		Tyreek Hill	20	David Johnson	10
		Kareem Hunt	18		
		Kareem Hunt	17		
		Kareem Hunt	13		
		Kareem Hunt	14		
11/19	at L.A. Rams	Kareem Hunt	27	Todd Gurley II	24
12/02	at Oakland	Tyreek Hill	33	Jalen Richard	30
		Patrick Mahomes	28	Jalen Richard	23
		Spencer Ware	17	Jalen Richard	17
		Spencer Ware	13	Doug Martin	17
		Damien Williams	17	Jalen Richard	16
12/09	Baltimore	Spencer Ware	13	Lamar Jackson	21
		Spencer Ware	12	Kenneth Dixon	14
				Gus Edwards	11
				Kenneth Dixon	15
12/13	L.A. Chargers	Damien Williams	22	Detrez Newsome	16
				Detrez Newsome	11
				Mike Williams	**19T**
12/23	at Seattle	Damien Williams	25	Russell Wilson	19
		Damien Williams	21	Chris Carson	17
		Damien Williams	17	Mike Davis	10
		Patrick Mahomes	22	Chris Carson	11
				Chris Carson	15
				Russell Wilson	26
				Chris Carson	11
12/30	Oakland	Damien Williams	15	Doug Martin	15
		Damien Williams	13	Doug Martin	13
		Tyreek Hill	**15T**	DeAndré Washington	11
TOTALS		**54 - 961 (17.8), 2 TDS**		**64 - 982 (15.3), 3 TDS**	

BIG RUN PLAYS (10+ YARDS)

2018 POSTSEASON - BIG RUN PLAYS (10+ YARDS)					
DATE	**OPPONENT**	**CHIEFS PLAYER**	**YDS.**	**OPP. PLAYER**	**YDS.**
01/12	Indianapolis	**Damien Williams**	**10T**	Marlon Mack	10
		Damien Williams	11	Marlon Mack	20
		Tyreek Hill	**36T**	Marlon Mack	11
		Damien Williams	11	Nyheim Hines	14
		Damien Williams	14		
		Damien Williams	12		
		Damien Williams	24		
01/20	New England	Damien Williams	10	Sony Michel	11
				Sony Michel	11
				Sony Michel	10
				Rex Burkhead	14
				Sony Michel	**10T**
				Rex Burkhead	10
TOTALS		**8 - 128 (16.0), 2 TDS**		**10 - 121 (12.1), 1 TDS**	

BIG PASS PLAYS (20+ YARDS)

2018 REGULAR SEASON - BIG PASS PLAYS (20+ YARDS)					
DATE	OPPONENT	CHIEFS PLAYER	YDS.	OPP. PLAYER	YDS.
09/09	at L.A. Chargers	**Patrick Mahomes -> Tyreek Hill**	**58T**	Philip Rivers -> Austin Ekeler	30
		Patrick Mahomes -> Tyreek Hill	30	Philip Rivers -> Melvin Gordon III	25
		Patrick Mahomes -> Tyreek Hill	20	Philip Rivers -> Melvin Gordon III	20
		Patrick Mahomes -> Tyreek Hill	21	Philip Rivers -> Keenan Allen	20
		Patrick Mahomes -> Tyreek Hill	34	Philip Rivers -> Mike Williams	25
		Patrick Mahomes -> Anthony Sherman	**36T**	**Philip Rivers -> Keenan Allen**	**20T**
				Philip Rivers -> Mike Williams	23
				Philip Rivers -> Keenan Allen	23
09/16	at Pittsburgh	Patrick Mahomes -> Sammy Watkins	40	Ben Roethlisberger -> James Conner	22
		Patrick Mahomes -> Tyreek Hill	36	**Ben Roethlisberger -> Jesse James**	**26T**
		Patrick Mahomes -> Travis Kelce	**25T**	Ben Roethlisberger -> Jesse James	20
		Patrick Mahomes -> Travis Kelce	31	Ben Roethlisberger -> Jesse James	32
		Patrick Mahomes -> Sammy Watkins	25	Ben Roethlisberger -> JuJu Smith-Schuster	21
		Patrick Mahomes -> Tyreek Hill	**29T**	Ben Roethlisberger -> Jesse James	46
09/23	San Francisco	Patrick Mahomes -> Travis Kelce	25	**Jimmy Garoppolo -> Kyle Juszczyk**	**35T**
		Patrick Mahomes -> Tyreek Hill	42	Jimmy Garoppolo -> Kendrick Bourne	27
		Patrick Mahomes -> Travis Kelce	21	Jimmy Garoppolo -> George Kittle	23
10/01	at Denver	Patrick Mahomes -> Kareem Hunt	27	Case Keenum -> Courtland Sutton	42
		Patrick Mahomes -> Demetrius Harris	24	Case Keenum -> Andy Janovich	32
		Patrick Mahomes -> Travis Kelce	29	Case Keenum -> Jeff Heuerman	36
		Patrick Mahomes -> Kareem Hunt	22		
		Patrick Mahomes -> Demarcus Robinson	23		
		Patrick Mahomes -> Demetrius Harris	35		
10/07	Jacksonville	Patrick Mahomes -> Sammy Watkins	33	Blake Bortles -> DJ Chark Jr.	38
		Patrick Mahomes -> Travis Kelce	40	Blake Bortles -> DJ Chark Jr.	30
		Patrick Mahomes -> Travis Kelce	30	Blake Bortles -> Dede Westbrook	30
		Patrick Mahomes -> Tyreek Hill	36	Blake Bortles -> Dede Westbrook	23
				Blake Bortles -> Keelan Cole	32
				Blake Bortles -> Donte Moncrief	25
				Blake Bortles -> Keelan Cole	23
10/14	at New England	Patrick Mahomes -> Kareem Hunt	25	Tom Brady -> Julian Edelman	21
		Patrick Mahomes -> Tyreek Hill	27	Tom Brady -> Chris Hogan	42
		Patrick Mahomes -> Kareem Hunt	**67T**	Tom Brady -> Rob Gronkowski	42
		Patrick Mahomes -> Tyreek Hill	**75T**	Tom Brady -> Rob Gronkowski	39
10/21	Cincinnati	Patrick Mahomes -> Tyreek Hill	27	Andy Dalton -> A.J. Green	30
		Patrick Mahomes -> Travis Kelce	43	Andy Dalton -> A.J. Green	20
		Patrick Mahomes -> Spencer Ware	22	Andy Dalton -> A.J. Green	31
		Patrick Mahomes -> Sammy Watkins	50		
		Patrick Mahomes -> Travis Kelce	20		
10/28	Denver	Patrick Mahomes -> Tyreek Hill	22	Case Keenum -> Emmanuel Sanders	49
		Patrick Mahomes -> Tyreek Hill	40	Case Keenum -> Courtland Sutton	42
		Patrick Mahomes -> Sammy Watkins	24	**Case Keenum -> Tim Patrick**	**24T**
		Patrick Mahomes -> Sammy Watkins	24	Case Keenum -> Courtland Sutton	21
		Patrick Mahomes -> Kareem Hunt	**23T**		
11/04	at Cleveland	Patrick Mahomes -> Travis Kelce	21	Baker Mayfield -> Duke Johnson Jr.	23
		Patrick Mahomes -> Kareem Hunt	**50T**	Baker Mayfield -> Antonio Callaway	38
		Patrick Mahomes -> Spencer Ware	25		
		Patrick Mahomes -> Tyreek Hill	40		
		Patrick Mahomes -> Chris Conley	23		
		Patrick Mahomes -> Sammy Watkins	23		
		Patrick Mahomes -> Spencer Ware	21		
11/11	Arizona	Patrick Mahomes -> Tyreek Hill	38	Josh Rosen -> Ricky Seals-Jones	21
		Patrick Mahomes -> Tyreek Hill	**37T**	Josh Rosen -> David Johnson	24
		Patrick Mahomes -> Chris Conley	22	Josh Rosen -> David Johnson	23
11/19	at L.A. Rams	Patrick Mahomes -> Tyreek Hill	20	Jared Goff -> Brandin Cooks	30
		Patrick Mahomes -> Tyreek Hill	**25T**	Jared Goff -> Robert Woods	25
		Patrick Mahomes -> Tyreek Hill	26	Jared Goff -> Brandin Cooks	21
		Patrick Mahomes -> Kareem Hunt	**21T**	Jared Goff -> Josh Reynolds	27
		Patrick Mahomes -> Travis Kelce	37	Jared Goff -> Robert Woods	36
		Patrick Mahomes -> Chris Conley	27	Jared Goff -> Brandin Cooks	22
		Patrick Mahomes -> Travis Kelce	33	**Jared Goff -> Gerald Everett**	**40T**
		Patrick Mahomes -> Tyreek Hill	**73T**		
		Patrick Mahomes -> Tyreek Hill	26		
12/02	at Oakland	Patrick Mahomes -> Travis Kelce	24	Derek Carr -> Jordy Nelson	24
		Patrick Mahomes -> Travis Kelce	25	Derek Carr -> Jared Cook	29
		Patrick Mahomes -> Demarcus Robinson	38	Derek Carr -> Jared Cook	20
		Patrick Mahomes -> Travis Kelce	28	**Derek Carr -> Jared Cook**	**24T**
		Patrick Mahomes -> Travis Kelce	25	Derek Carr -> Jordy Nelson	20
12/09	Baltimore	Patrick Mahomes -> Tyreek Hill	21	Lamar Jackson -> Kenneth Dixon	21
		Patrick Mahomes -> Spencer Ware	31		
		Patrick Mahomes -> Tyreek Hill	48		
12/13	L.A. Chargers	Patrick Mahomes -> Damien Williams	32	Philip Rivers -> Antonio Gates	22
		Patrick Mahomes -> Tyreek Hill	33	Philip Rivers -> Mike Williams	38
				Philip Rivers -> Tyrell Williams	26
				Philip Rivers -> Travis Benjamin	31
				Philip Rivers -> Travis Benjamin	26
12/23	at Seattle	Patrick Mahomes -> Chris Conley	23	**Russell Wilson -> Doug Baldwin**	**27T**
		Patrick Mahomes -> Travis Kelce	23	Russell Wilson -> Tyler Lockett	25
		Patrick Mahomes -> Charcandrick West	**25T**	Russell Wilson -> Tyler Lockett	45
		Patrick Mahomes -> Tyreek Hill	32	Russell Wilson -> Doug Baldwin	29
12/30	Oakland	**Patrick Mahomes -> Tyreek Hill**	**67T**	NONE	
		Patrick Mahomes -> Demarcus Robinson	**89T**		
		Patrick Mahomes -> Travis Kelce	25		
		Chad Henne -> Gehrig Dieter	22		
TOTALS		76 - 2,460 (32.4), 15 TDS		65 - 1,847 (28.4), 7 TDS	

BIG PASS PLAYS (20+ YARDS)

2018 POSTSEASON - BIG PASS PLAYS (20+ YARDS)					
DATE	**OPPONENT**	**CHIEFS PLAYER**	**YDS.**	**OPP. PLAYER**	**YDS.**
01/12	Indianapolis	Patrick Mahomes -> Sammy Watkins	34	Andrew Luck -> Eric Ebron	21
		Patrick Mahomes -> Travis Kelce	30	Andrew Luck -> Dontrelle Inman	20
				Andrew Luck -> T.Y. Hilton	**29T**
01/20	New England	Patrick Mahomes -> Tyreek Hill	42	Tom Brady -> James White	30
		Patrick Mahomes -> Sammy Watkins	54	**Tom Brady -> Phillip Dorsett**	**29T**
		Patrick Mahomes -> Damien Williams	33	Tom Brady -> Julian Edelman	20
		Patrick Mahomes -> Damien Williams	**23T**	Tom Brady -> Rob Gronkowski	25
		Patrick Mahomes -> Sammy Watkins	38	Tom Brady -> Julian Edelman	20
		Patrick Mahomes -> Spencer Ware	21		
		Patrick Mahomes -> Demarcus Robinson	27		
TOTALS		**9 - 302 (33.6), 1 TDS**		**8 - 194 (24.3), 2 TDS**	

ADVANCES CHART

2018 REGULAR SEASON CHIEFS ADVANCES					
DATE	OPPONENT	RUSHES	COMPLETIONS	ADVANCES	OUTCOME
09/09	at L.A. Chargers	27	15	42	W 38-28
09/16	at Pittsburgh	25	23	48	W 42-37
09/23	San Francisco	28	24	52	W 38-27
10/01	at Denver	26	28	54	W 27-23
10/07	Jacksonville	30	22	52	W 30-14
10/14	at New England	17	23	40	L 43-40
10/21	Cincinnati	29	28	57	W 45-10
10/28	Denver	18	24	42	W 30-23
11/04	at Cleveland	24	23	47	W 37-21
11/11	Arizona	23	21	44	W 26-14
11/19	at L.A. Rams	20	33	53	L 54-51
12/02	at Oakland	30	23	53	W 40-33
12/09	Baltimore	27	35	62	W 27-24 OT
12/13	L.A. Chargers	17	24	41	L 29-28
12/23	at Seattle	19	23	42	L 38-31
12/30	Oakland	27	16	43	W 35-3
TOTALS		387	385	772	

2018 REGULAR SEASON OPPONENT ADVANCES					
DATE	OPPONENT	RUSHES	COMPLETIONS	ADVANCES	OUTCOME
09/09	at L.A. Chargers	22	34	56	W 38-28
09/16	at Pittsburgh	13	39	52	W 42-37
09/23	San Francisco	29	20	49	W 38-27
10/01	at Denver	22	21	43	W 27-23
10/07	Jacksonville	17	33	50	W 30-14
10/14	at New England	38	24	62	L 43-40
10/21	Cincinnati	19	19	38	W 45-10
10/28	Denver	30	23	53	W 30-23
11/04	at Cleveland	25	30	55	W 37-21
11/11	Arizona	25	22	47	W 26-14
11/19	at L.A. Rams	21	31	52	L 54-51
12/02	at Oakland	28	29	57	W 40-33
12/09	Baltimore	40	13	53	W 27-24 OT
12/13	L.A. Chargers	24	26	50	L 29-28
12/23	at Seattle	43	18	61	L 38-31
12/30	Oakland	29	24	53	W 35-3
TOTALS		425	406	831	

CHIEFS RECORD WHEN:	
Having 45 or more advances	8 - 1
Having 50 or more advances	6 - 1
Having less than 45 advances	4 - 3
Having less than 50 advances	6 - 3
Allowing 45 or more advances	10 - 4
Allowing 50 or more advances	8 - 4
Allowing less than 45 advances	2 - 0
Allowing less than 50 advances	4 - 0

NOTE: Advances equal to all rushing attempts plus completions.

ADVANCES CHART

2018 POSTSEASON CHIEFS ADVANCES					
DATE	OPPONENT	RUSHES	COMPLETIONS	ADVANCES	OUTCOME
01/12	Indianapolis	33	27	60	W 31-13
01/20	New England	12	16	28	L 37-31 OT
TOTALS		45	43	88	

2018 POSTSEASON OPPONENT ADVANCES					
DATE	OPPONENT	RUSHES	COMPLETIONS	ADVANCES	OUTCOME
01/12	Indianapolis	14	19	33	W 31-13
01/20	New England	48	30	78	L 37-31 OT
TOTALS		62	49	111	

CHIEFS RECORD WHEN:	
Having 45 or more advances	1 - 0
Having 50 or more advances	1 - 0
Having less than 45 advances	0 - 1
Having less than 50 advances	0 - 1
Allowing 45 or more advances	0 - 1
Allowing 50 or more advances	0 - 1
Allowing less than 45 advances	1 - 0
Allowing less than 50 advances	1 - 0

NOTE: Advances equal to all rushing attempts plus completions.

SCORING DRIVES

CHIEFS 2018 REGULAR SEASON SCORING DRIVES								
DATE	OPPONENT	ACQUIRED	DRIVE START	PLAYS	YARDS	Q|TIME	FIRST DOWNS	SCORING PLAY
09/09	at L.A. Chargers	Kickoff	KC 25	5	75	Q1|2:41	2	T. Hill: 58-yard pass from P. Mahomes
		Kickoff	KC 25	11	47	Q2|5:47	3	H. Butker: 46-yard FG
		Kickoff	KC 25	11	75	Q3|5:35	7	D. Thomas: 1-yard pass from P. Mahomes
		Interception	KC 14	6	86	Q3|3:28	3	A. Sherman: 36-yard pass from P. Mahomes
		Fumble	LAC 2	3	2	Q4|0:40	1	T. Hill: 1-yard pass from P. Mahomes
09/16	at Pittsburgh	Punt	PIT 10	2	10	Q1|1:03	1	C. Conley: 15-yard pass from P. Mahomes
		Punt	KC 29	5	71	Q1|2:32	3	T. Kelce: 19-yard pass from P. Mahomes
		Missed FG	KC 39	6	61	Q1|2:40	3	K. Hunt: 5-yard pass from P. Mahomes
		Kickoff	KC 25	5	75	Q3|2:18	3	T. Kelce: 25-yard pass from P. Mahomes
		Kickoff	KC 25	7	75	Q3|3:57	5	D. Robinson: 3-yard pass from P. Mahomes
		Punt	KC 35	5	65	Q3|3:04	3	Q4: T. Hill: 29-yard pass from P. Mahomes
09/23	San Francisco	Punt	KC 43	11	57	Q1|4:55	5	K. Hunt: 1-yard run
		Punt	KC 16	8	84	Q1|3:26	6	K. Hunt: 1-yard run
		Kickoff	KC 25	5	75	Q2|2:58	3	C. Conley: 4-yard pass from P. Mahomes
		Punt	KC 28	8	72	Q2|3:35	4	D. Harris: 13-yard pass from P. Mahomes
		Punt	KC 32	9	68	Q2|1:26	5	S. Watkins: 12-yard pass from P. Mahomes
		Kickoff	KC 25	9	56	Q3|3:56	4	Q4: H. Butker: 37-yard FG
10/01	at Denver	Kickoff	KC 25	10	60	Q1|5:30	3	H. Butker: 33-yard FG
		Punt	KC 11	12	89	Q1|5:39	5	Q2: P. Mahomes: 8-yard run
		Kickoff	KC 25	12	72	Q3|5:28	3	H. Butker: 21-yard FG
		Kickoff	KC 25	12	75	Q4|6:20	5	T. Kelce: 2-yard pass from P. Mahomes
		Punt	KC 40	8	60	Q4|2:56	3	K. Hunt: 4-yard run
10/07	Jacksonville	Punt	KC 27	10	73	Q1|5:23	6	P. Mahomes: 4-yard run
		Punt	KC 14	14	82	Q1|5:51	4	Q2: H. Butker: 22-yard FG
		Fumble	KC 49	6	27	Q2|2:19	1	H. Butker: 42-yard FG
		Punt	KC 2	12	78	Q3|5:36	5	H. Butker: 38-yard FG
		Kickoff	KC 21	6	79	Q3|3:13	5	Q4: K. Hunt: 4-yard run
10/14	at New England	Downs	KC 41	8	35	Q1|3:26	2	H. Butker: 42-yard FG
		Kickoff	KC 45	5	31	Q1|1:32	1	H. Butker: 43-yard FG
		Kickoff	KC 25	11	69	Q2|6:31	4	H. Butker: 24-yard FG
		Kickoff	KC 25	3	75	Q3|1:33	1	K. Hunt: 67-yard pass from P. Mahomes
		Kickoff	KC 37	9	51	Q3|3:41	2	H. Butker: 30-yard FG
		Fumble	NE 29	4	29	Q3|1:27	2	T. Hill: 14-yard pass from P. Mahomes
		Kickoff	NE 3	3	3	Q4|1:44	1	T. Hill: 1-yard pass from P. Mahomes
		Kickoff	KC 25	1	75	Q4|0:12	1	T. Hill: 75-yard pass from P. Mahomes
10/21	Cincinnati	Punt	KC 5	10	95	Q1|5:18	6	K. Hunt: 6-yard pass from P. Mahomes
		Downs	CIN 32	4	32	Q2|1:33	2	K. Hunt: 15-yard pass from P. Mahomes
		Kickoff	KC 23	10	77	Q2|5:30	5	D. Harris: 17-yard pass from P. Mahomes
		Punt	KC 20	8	72	Q2|1:05	4	H. Butker: 26-yard FG
		Kickoff	KC 25	7	75	Q3|3:41	4	K. Hunt: 2-yard run
		Punt	KC 18	12	82	Q3|5:09	7	Q4: T. Hill: 3-yard pass from P. Mahomes
10/28	Denver	Kickoff	KC 37	11	57	Q1|5:22	4	H. Butker: 24-yard FG
		Missed FG	KC 45	4	55	Q2|2:10	2	T. Kelce: 9-yard pass from P. Mahomes
		Punt	KC 8	8	92	Q2|4:24	5	S. Watkins: 13-yard pass from P. Mahomes
		Kickoff	KC 17	9	83	Q3|4:44	6	S. Watkins: 10-yard pass from P. Mahomes
		Punt	DEN 32	4	32	Q3|1:53	1	K. Hunt: 23-yard pass from P. Mahomes
11/04	at Cleveland	Punt	KC 5	7	95	Q1|2:43	4	K. Hunt: 50-yard pass from P. Mahomes
		Kickoff	KC 25	7	75	Q1|4:15	5	Q2: T. Kelce: 11-yard pass from P. Mahomes
		Kickoff	KC 25	6	75	Q2|4:05	4	K. Hunt: 1-yard run
		Kickoff	KC 25	10	75	Q3|4:57	4	T. Kelce: 13-yard pass from P. Mahomes
		Blocked Punt	CLE 21	2	21	Q3|0:35	2	K. Hunt: 10-yard run
		Kickoff	KC 25	11	54	Q4|5:30	4	H. Butker: 39-yard FG
11/11	Arizona	Kickoff	KC 25	3	75	Q1|0:56	2	T. Hill: 37-yard pass from P. Mahomes
		Kickoff	ARI 38	7	11	Q1|5:03	2	H. Butker: 45-yard FG
		Punt	KC 18	9	54	Q1|3:58	3	Q2: H. Butker: 46-yard FG
		Punt	KC 27	9	58	Q2|4:53	5	T. Hill: 14-yard pass from P. Mahomes
		Interception	ARI 31	4	31	Q4|1:58	3	S. Ware: 3-yard run
11/19	at L.A. Rams	Kickoff	KC 25	4	75	Q1|2:10	3	T. Hill: 25-yard pass from P. Mahomes
		Kickoff	KC 25	11	73	Q2|6:50	4	H. Butker: 21-yard FG
		Fumble	LAR 21	1	21	Q2|0:09	1	K. Hunt: 21-yard pass from P. Mahomes
		Kickoff	KC 31	7	69	Q2|1:37	3	C. Conley: 8-yard pass from P. Mahomes
		Kickoff	KC 36	8	64	Q3|3:43	4	T. Kelce: 4-yard pass from P. Mahomes
		Punt	KC 9	3	76	Q4|1:28	2	T. Hill: 73-yard pass from P. Mahomes
		Punt	KC 35	8	65	Q4|3:46	4	C. Conley: 10-yard pass from P. Mahomes
12/02	at Oakland	Punt	KC 35	2	65	Q1|0:52	3	T. Kelce: 3-yard pass from P. Mahomes
		Fumble	OAK 49	8	39	Q1|3:31	2	H. Butker: 29-yard FG
		Fumble	KC 30	12	38	Q2|6:00	3	H. Butker: 50-yard FG
		Kickoff	KC 18	5	82	Q2|0:57	3	T. Kelce: 6-yard pass from P. Mahomes
		Kickoff	KC 25	11	75	Q3|5:18	5	S. Ware: 1-yard run
		Fumble	KC 48	7	52	Q3|2:09	3	D. Harris: 13-yard pass from P. Mahomes
		Kickoff	KC 25	10	75	Q4|4:52	5	C. Conley: 2-yard pass from P. Mahomes
12/09	Baltimore	Punt	KC 25	10	75	Q1|5:41	6	D. Williams: 1-yard run
		Kickoff	KC 25	9	75	Q2|4:23	5	T. Kelce: 15-yard pass from P. Mahomes
		Punt	KC 19	9	75	Q2|1:36	3	H. Butker: 24-yard FG
		Kickoff	KC 25	11	75	Q4|3:11	3	D. Williams: 5-yard pass from P. Mahomes
		Kickoff	KC 25	11	58	OT|5:18	4	H. Butker: 35-yard FG
12/13	L.A. Chargers	Interception	LAC 49	10	49	Q1|4:58	4	D. Robinson: 5-yard pass from P. Mahomes
		Punt	KC 20	10	80	Q1|4:51	5	D. Williams: 11-yard pass from P. Mahomes
		Kickoff	KC 26	7	74	Q3|3:22	4	D. Williams: 2-yard run
		Punt	KC 27	13	73	Q3|7:55	8	Q4: D. Williams: 1-yard run

SCORING DRIVES

12/23	at Seattle	Kickoff	KC 25	8	39	Q1|2:21	2	H. Butker: 54-yard FG
		Missed FG	KC 26	10	74	Q1|5:26	5	Q2: D. Williams: 2-yard pass from P. Mahomes
		Kickoff	KC 17	7	83	Q3|4:09	5	C. West: 25-yard pass from P. Mahomes
		Punt	KC 30	10	60	Q4|3:45	3	H. Butker: 29-yard FG
		Kickoff	KC 28	9	72	Q4|2:55	4	D. Robinson: 11-yard pass from P. Mahomes
		Kickoff	SEA 31	5	16	Q4|1:09	1	H. Butker: 32-yard FG
12/30	Oakland	Kickoff	KC 16	6	84	Q1|2:19	2	T. Hill: 67-yard pass from P. Mahomes
		Fumble	KC 40	9	45	Q2|4:40	4	D. Williams: 4-yard run
		Punt	KC 1	5	84	Q3|1:34	2	D. Robinson: 89-yard pass from P. Mahomes
		Punt	KC 8	10	92	Q3|5:36	6	Q4: T. Hill: 15-yard run
	AVG			**7.67**	**62.7**	**3:33.72222222222**	**3.56**	
	TOTALS			**690**	**5,645**	**320:35**	**320**	

SCORING DRIVES

CHIEFS 2018 POSTSEASON SCORING DRIVES								
DATE	OPPONENT	ACQUIRED	DRIVE START	PLAYS	YARDS	Q|TIME	FIRST DOWNS	SCORING PLAY
01/12	Indianapolis	Punt	KC 10	5	90	Q1|3:00	5	D. Williams: 10-yard run
		Punt	KC 30	8	70	Q1|3:04	3	T. Hill: 36-yard run
		Punt	KC 26	15	53	Q1|6:59	4	Q2: H. Butker: 39-yard FG
		Kickoff	KC 25	10	75	Q2|4:16	5	P. Mahomes: 4-yard run
		Kickoff	KC 39	9	61	Q4|3:08	4	D. Williams: 6-yard run
01/20	New England	Kickoff	KC 26	4	74	Q3|2:04	2	T. Kelce: 12-yard pass from P. Mahomes
		Kickoff	KC 25	9	75	Q3|4:11	5	Q4: D. Williams: 1-yard pass from P. Mahomes
		Interception	NE 23	2	23	Q4|0:10	1	D. Williams: 23-yard pass from P. Mahomes
		Kickoff	KC 32	5	68	Q4|1:29	4	D. Williams: 2-yard run
		Kickoff	KC 31	4	48	Q4|0:31	2	H. Butker: 39-yard FG
	AVG			**7.10**	**63.7**	**2:53.2**	**3.50**	
	TOTALS			**71**	**637**	**28:52**	**35**	

OPPONENTS SCORING DRIVES

CHIEFS OPPONENTS 2018 REGULAR SEASON SCORING DRIVES								
DATE	OPPONENT	ACQUIRED	DRIVE START	PLAYS	YARDS	Q|TIME	FIRST DOWNS	SCORING PLAY
09/09	at L.A. Chargers	Kickoff	LAC 25	8	48	Q1|3:43	3	C. Sturgis: 45-yard FG
		Punt	LAC 40	6	39	Q1|3:41	2	C. Sturgis: 39-yard FG
		Punt	LAC 4	12	96	Q2|6:11	7	A. Ekeler: 13-yard pass from P. Rivers
		Kickoff	LAC 9	9	91	Q3|3:44	4	Q4: K. Allen: 20-yard pass from P. Rivers
		Kickoff	LAC 25	10	75	Q4|4:41	5	T. Williams: 4-yard pass from P. Rivers
09/16	at Pittsburgh	Kickoff	PIT 19	6	81	Q1|3:04	5	Q2: J. James: 26-yard pass from B. Roethlisberger
		Punt	PIT 15	11	85	Q2|5:41	7	J. Smith-Schuster: 2-yard pass from B. Roethlisberger
		Punt	PIT 10	10	90	Q2|2:48	5	J. Washington: 14-yard pass from B. Roethlisberger
		Kickoff	PIT 25	11	75	Q3|5:30	7	J. Conner: 1-yard run
		Fumble	PIT 34	9	66	Q4|3:04	3	B. Roethlisberger: 3-yard run
09/23	San Francisco	Kickoff	SF 25	8	75	Q1|5:28	4	Q2: K. Juszczyk: 35-yard pass from J. Garoppolo
		Kickoff	SF 25	6	54	Q2|0:34	2	R. Gould: 39-yard FG
		Punt	SF 13	7	87	Q3|2:37	5	M. Goodwin: 11-yard pass from J. Garoppolo
		Punt	SF 23	11	77	Q3|5:12	6	A. Morris: 3-yard run
		Kickoff	SF 25	17	58	Q4|8:30	6	R. Gould: 35-yard FG
10/01	at Denver	Kickoff	DEN 25	7	51	Q1|3:27	3	B. McManus: 42-yard FG
		Kickoff	DEN 22	5	78	Q2|2:56	3	R. Freeman: 14-yard run
		Punt	DEN 24	12	60	Q2|2:17	4	B. McManus: 34-yard FG
		Punt	DEN 20	9	80	Q3|4:33	5	P. Lindsay: 1-yard run
		Punt	DEN 24	6	48	Q3|2:43	2	Q4: B. McManus: 46-yard FG
10/07	Jacksonville	Kickoff	JAX 25	6	75	Q3|2:17	3	T. Yeldon: 14-yard pass from B. Bortles
		Interception	JAX 42	14	58	Q4|4:02	4	B. Bortles: 21-yard run
10/14	at New England	Kickoff	NE 25	8	45	Q1|3:47	4	S. Gostkowski: 48-yard FG
		Interception	KC 4	1	4	Q1|0:04	1	S. Michel: 4-yard run
		Kickoff	NE 25	10	75	Q1|5:33	5	Q2: J. Edelman: 17-yard pass from T. Brady
		Kickoff	NE 25	7	75	Q2|4:24	4	S. Michel: 1-yard run
		Kickoff	NE 30	12	65	Q3|6:10	4	S. Gostkowski: 24-yard FG
		Kickoff	NE 25	11	54	Q3|5:34	3	Q4: S. Gostkowski: 39-yard FG
		Kickoff	NE 25	7	75	Q4|3:13	3	T. Brady: 4-yard run
		Punt	NE 21	5	47	Q4|0:35	1	S. Gostkowski: 50-yard FG
		Kickoff	NE 25	7	65	Q4|3:03	3	S. Gostkowski: 28-yard FG
10/21	Cincinnati	Kickoff	CIN 23	11	77	Q2|5:53	6	C. Uzomah: 4-yard pass from A. Dalton
		Kickoff	CIN 25	10	60	Q3|4:54	4	R. Bullock: 33-yard FG
10/28	Denver	Punt	DEN 19	8	81	Q1|4:17	4	P. Lindsay: 1-yard run
		Kickoff	DEN 25	5	75	Q2|0:49	2	T. Patrick: 24-yard pass from C. Keenum
		Kickoff	DEN 25	12	75	Q3|5:15	5	Q4: J. Heuerman: 4-yard pass from C. Keenum
		Punt	DEN 36	10	46	Q4|2:12	3	B. McManus: 36-yard FG
11/04	at Cleveland	Kickoff	CLE 25	11	42	Q1|5:29	3	G. Joseph: 51-yard FG
		Kickoff	CLE 25	12	75	Q2|7:01	5	N. Chubb: 3-yard run
		Kickoff	CLE 21	9	79	Q2|1:58	5	D. Johnson Jr.: 19-yard pass from B. Mayfield
		Kickoff	CLE 25	15	75	Q3|7:31	6	Q4: D. Johnson Jr.: 5-yard pass from B. Mayfield
11/11	Arizona	Kickoff	ARI 25	12	75	Q1|6:01	5	D. Johnson: 9-yard pass from J. Rosen
		Kickoff	ARI 39	12	61	Q3|7:12	6	D. Johnson: 1-yard run
11/19	at L.A. Rams	Kickoff	LAR 25	6	75	Q1|3:00	5	R. Woods: 7-yard pass from J. Goff
		Punt	LAR 17	10	83	Q1|4:21	6	J. Reynolds: 4-yard pass from J. Goff
		Kickoff	LAR 16	9	79	Q1|3:31	4	Q2: G. Zuerlein: 23-yard FG
		Fumble	KC 46	8	46	Q3|2:35	3	J. Goff: 7-yard run
		Kickoff	LAR 35	9	50	Q3|4:45	3	G. Zuerlein: 33-yard FG
		Kickoff	LAR 25	6	75	Q4|1:29	3	G. Everett: 7-yard pass from J. Goff
		Kickoff	LAR 25	6	75	Q4|0:58	3	G. Everett: 40-yard pass from J. Goff
12/02	at Oakland	Kickoff	OAK 25	11	75	Q2|5:58	5	D. Martin: 1-yard run
		Kickoff	OAK 25	8	43	Q3|3:54	2	D. Carlson: 50-yard FG
		Kickoff	OAK 32	6	68	Q3|2:20	3	J. Cook: 24-yard pass from D. Carr
		Kickoff	OAK 25	10	75	Q3|4:23	6	Q4: L. Smith: 1-yard pass from D. Carr
		Punt	OAK 46	6	54	Q4|2:32	4	M. Ateman: 9-yard pass from D. Carr
		Kickoff	OAK 25	8	49	Q4|1:24	3	D. Carlson: 44-yard FG
12/09	Baltimore	Kickoff	BAL 25	8	75	Q1|3:46	5	Q2: K. Dixon: 3-yard run
		Missed FG	BAL 41	10	49	Q2|4:37	3	J. Tucker: 28-yard FG
		Interception	BAL 27	14	73	Q3|7:15	6	M. Williams: 10-yard pass from L. Jackson
		Punt	KC 14	3	14	Q4|0:54	1	J. Brown: 9-yard pass from L. Jackson
12/13	L.A. Chargers	Kickoff	LAC 25	10	75	Q1|6:00	6	Q2: M. Williams: 3-yard pass from P. Rivers
		Kickoff	LAC 24	11	76	Q3|6:41	5	M. Williams: 19-yard run
		Kickoff	LAC 25	11	75	Q4|4:26	6	J. Jackson: 3-yard run
		Punt	LAC 40	8	60	Q4|2:33	4	M. Williams: 1-yard pass from P. Rivers
12/23	at Seattle	Punt	SEA 22	11	78	Q1|5:06	5	C. Carson: 4-yard run
		Fumble	KC 21	6	21	Q2|3:13	3	N. Vannett: 1-yard pass from R. Wilson
		Kickoff	SEA 25	12	65	Q3|5:33	4	S. Janikowski: 28-yard FG
		Kickoff	SEA 25	8	75	Q3|4:33	4	D. Baldwin: 27-yard pass from R. Wilson
		Kickoff	SEA 30	6	70	Q4|2:57	5	E. Dickson: 2-yard pass from R. Wilson
		Kickoff	SEA 25	8	75	Q4|2:07	4	C. Carson: 1-yard run
12/30	Oakland	Downs	OAK 2	13	66	Q2|4:39	5	D. Carlson: 50-yard FG
	AVG			**8.97**	**65.7**	**3:59.2676056338**	**4.13**	
	TOTALS			**637**	**4,667**	**283:08**	**293**	

OPPONENTS SCORING DRIVES

CHIEFS OPPONENTS 2018 POSTSEASON SCORING DRIVES								
DATE	OPPONENT	ACQUIRED	DRIVE START	PLAYS	YARDS	Q|TIME	FIRST DOWNS	SCORING PLAY
01/12	Indianapolis	Punt	IND 13	10	87	Q4|3:04	5	T. Hilton: 29-yard pass from A. Luck
01/20	New England	Kickoff	NE 20	15	80	Q1|8:05	7	S. Michel: 1-yard run
		Punt	NE 10	8	90	Q2|2:41	4	P. Dorsett: 29-yard pass from T. Brady
		Punt	KC 37	6	8	Q3|3:36	1	S. Gostkowski: 47-yard FG
		Kickoff	NE 25	10	75	Q4|4:13	5	S. Michel: 10-yard run
		Kickoff	NE 35	6	65	Q4|1:24	4	R. Burkhead: 4-yard run
		Kickoff	NE 25	13	75	OT|4:52	6	R. Burkhead: 2-yard run
	AVG			**9.71**	**68.6**	**3:59.28571428571**	**4.57**	
	TOTALS			**68**	**480**	**27:55**	**32**	

THE LAST TIME

2018 Regular Season (As of December 30, 2018)					
PASSING					
500 YARDS PASSING					
KC	11/5/2000	@ Oakland	504 yards	Elvis Grbac	
Opp	12/6/1990	@ Houston Oilers	527 yards	Warren Moon	
400 YARDS PASSING					
KC	11/19/2018	@ L.A. Rams	478 yards	Patrick Mahomes	
Opp	11/19/2018	@ L.A. Rams	413 yards	Jared Goff	
300 YARDS PASSING					
KC	12/9/2018	vs. Baltimore	377 yards	Patrick Mahomes	
Opp	12/13/2018	vs. L.A. Chargers	313 yards	Philip Rivers	
400 NET PASSING YARDS					
KC	11/19/2018	@ L.A. Rams	448 yards	Patrick Mahomes	
Opp	10/7/2018	vs. Jacksonville	401 yards	Blake Bortles	
300 NET PASSING YARDS					
KC	12/30/2018	vs. Oakland	281 yards 29 yards	Patrick Mahomes Chad Henne	
Opp	11/19/2018	@ L.A. Rams	379 yards	Jared Goff	
SIX TOUCHDOWN PASSES					
KC	11/19/2018	@ L.A. Rams	6 tds	Patrick Mahomes: (25, 21, 8, 4, 73, 10)	
Opp	* Never Has Happened *				
FIVE TOUCHDOWN PASSES					
KC	11/19/2018	@ L.A. Rams	6 tds	Patrick Mahomes: (25, 21, 8, 4, 73, 10)	
Opp	10/8/2017	@ Houston	5 tds	Deshaun Watson: (1, 34, 48, 9, 6)	
FOUR TOUCHDOWN PASSES					
KC	12/2/2018	@ Oakland	4 tds	Patrick Mahomes: (3, 6, 13, 2)	
Opp	11/19/2018	@ L.A. Rams	4 tds	Jared Goff: (7, 4, 7, 40)	
THREE TOUCHDOWN PASSES					
KC	12/23/2018	@ Seattle	3 tds	Patrick Mahomes: (2, 25, 11)	
Opp	12/23/2018	@ Seattle	3 tds	Russell Wilson: (1, 27, 2)	
FOUR INTERCEPTIONS THROWN					
KC	12/13/2009	vs. Buffalo	4 ints	Matt Cassel	
Opp	10/7/2018	vs. Jacksonville	4 ints	Blake Bortles	
THREE INTERCEPTIONS THROWN					
KC	11/19/2018	@ L.A. Rams	3 ints	Patrick Mahomes	
Opp	10/7/2018	vs. Jacksonville	4 ints	Blake Bortles	
TWO INTERCEPTIONS THROWN					
KC	11/19/2018	@ L.A. Rams	3 ints	Patrick Mahomes	
Opp	12/30/2018	vs. Oakland	2 ints	Derek Carr	
RUSHING					
300 YARDS RUSHER					
KC	* Never Has Happened *				
Opp	* Never Has Happened *				
200 YARDS RUSHER					
KC	12/23/2012	vs. Indianapolis	226 yards	Jamaal Charles	
Opp	12/20/2009	vs. Cleveland	286 yards	Jerome Harrison	
100 YARDS RUSHER					
KC	12/23/2018	@ Seattle	103 yards	Damien Williams	
Opp	12/30/2018	vs. Oakland	100 yards	Doug Martin	
TWO 100-YARD RUSHERS					
KC	12/23/2012	vs. Indianapolis	226 yards 101 yards	Jamaal Charles Peyton Hillis	
Opp	10/19/2008	vs. Tennessee	168 yards 149 yards	Chris Johnson LenDale White	
FIVE TOUCHDOWNS RUSHING					
KC	* Never Has Happened *				
Opp	12/7/2003	@ Denver	5 tds	Clinton Portis: (11, 1, 59, 28, 53)	

THE LAST TIME

FOUR TOUCHDOWNS RUSHING					
KC	10/24/2004	vs. Atlanta	4 tds 4 tds	Priest Holmes: (1, 2, 2, 15) Derrick Blaylock: (1, 7, 3, 2)	
Opp	12/7/2003	@ Denver	5 tds	Clinton Portis: (11, 1, 59, 28, 53)	
THREE TOUCHDOWNS RUSHING					
KC	9/28/2015	@ Green Bay	3 tds	Jamaal Charles: (9, 4, 7)	
Opp	9/7/2017	@ New England	3 tds	Mike Gillislee: (1, 2, 2)	
TWO TOUCHDOWNS RUSHING					
KC	12/13/2018	vs. L.A. Chargers	2 tds	Damien Williams: (2, 1)	
Opp	12/23/2018	@ Seattle	2 tds	Chris Carson: (4, 1)	
TWO PLAYERS WITH TWO TD RUSHING					
KC	10/24/2004	vs. Atlanta	4 tds 4 tds	Derrick Blaylock: (1, 7, 3, 2) Priest Holmes: (1, 2, 2, 15)	
Opp	* Never Has Happened *				
RECEIVING					
TWO 100-YARD RECEIVERS					
KC	11/19/2018	@ L.A. Rams	215 yards 127 yards	Tyreek Hill Travis Kelce	
Opp	9/16/2018	@ Pittsburgh	138 yards 121 yards	Jesse James JuJu Smith-Schuster	
200 YARDS RECEIVER					
KC	11/19/2018	@ L.A. Rams	215 yards	Tyreek Hill	
Opp	10/19/2017	@ Oakland	210 yards	Amari Cooper	
100 YARDS RECEIVER					
KC	12/30/2018	vs. Oakland	101 yards	Tyreek Hill	
Opp	12/23/2018	@ Seattle	126 yards	Doug Baldwin	
FOUR TOUCHDOWNS RECEPTIONS					
KC	12/15/2013	@ Oakland	4 tds	Jamaal Charles: (71, 39, 16, 49)	
Opp	12/1/2013	vs. Denver	4 tds	Eric Decker: (41, 37, 15, 1)	
THREE TOUCHDOWNS RECEPTIONS					
KC	10/14/2018	@ New England	3 tds	Tyreek Hill: (14, 1, 75)	
Opp	10/8/2017	@ Houston	3 tds	DeAndre Hopkins: (1, 34, 6)	
TWO TOUCHDOWNS RECEPTIONS					
KC	12/2/2018	@ Oakland	2 tds	Travis Kelce: (3, 6)	
Opp	12/13/2018	vs. L.A. Chargers	2 tds	Mike Williams: (3, 1)	
TWO PLAYERS WITH TWO TD RECEPTIONS					
KC	11/19/2018	@ L.A. Rams	2 tds 2 tds	Tyreek Hill: (25, 73) Chris Conley: (8, 10)	
Opp	10/8/2017	@ Houston	3 tds 2 tds	DeAndre Hopkins: (1, 34, 6) Will Fuller V: (48, 9)	
COMBINED YARDS AND TOUCHDOWNS					
100-YARD RUSHER AND 300-YARD PASSER					
KC	10/1/2018	@ Denver	121 yards 304 yards	Kareem Hunt Patrick Mahomes	
Opp	10/14/2018	@ New England	106 yards 340 yards	Sony Michel Tom Brady	
100-YARD RECEIVER AND 300-YARD PASSER					
KC	12/9/2018	vs. Baltimore	139 yards 377 yards	Tyreek Hill Patrick Mahomes	

THE LAST TIME

Opp	11/19/2018	@ L.A. Rams	107 yards 413 yards	Brandin Cooks Jared Goff	
100 YARDS RUSHING AND RECEIVING					
KC	10/2/2017	vs. Washington	101 yards 111 yards	Kareem Hunt Travis Kelce	
Opp	10/15/2017	vs. Pittsburgh	179 yards 155 yards	Le'Veon Bell Antonio Brown	
100-YARD RUSHER, 300-YARD PASSER, 100-YARD RECEIVER					
KC	9/7/2017	@ New England	148 yards 368 yards 133 yards	Kareem Hunt Alex Smith Tyreek Hill	
Opp	12/1/2013	vs. Denver	117 yards 403 yards 174 yards	Montee Ball Peyton Manning Eric Decker	
DEFENSE					
INTERCEPTED PASS RETURNED FOR A TOUCHDOWN					
KC	12/30/2018	vs. Oakland	54 yards	Daniel Sorensen	(5:54) (Shotgun) 4-D.Carr pass short right intended for 87-J.Cook INTERCEPTED by 49-D.Sorensen at KC 46. 49-D.Sorensen for 54 yards, TOUCHDOWN.
Opp	11/19/2018	@ L.A. Rams	25 yards	Samson Ebukam	(2:24) (Shotgun) 15-P.Mahomes pass short right intended for 84-D.Harris INTERCEPTED by 50-S.Ebukam at KC 25. 50-S.Ebukam for 25 yards, TOUCHDOWN.
FUMBLE RETURNED FOR A TOUCHDOWN					
KC	11/19/2018	@ L.A. Rams	2 yards	Allen Bailey	(11:16) (Shotgun) 16-J.Goff sacked at LA 4 for -10 yards (50-J.Houston). FUMBLES (50-J.Houston), RECOVERED by KC-97-A.Bailey at LA 2. 97-A.Bailey for 2 yards, TOUCHDOWN.
Opp	11/19/2018	@ L.A. Rams	11 yards	Samson Ebukam	(2:00) (Shotgun) 15-P.Mahomes sacked at KC 13 for -9 yards (99-A.Donald). FUMBLES (99-A.Donald) [99-A.Donald], RECOVERED by LA-50-S.Ebukam at KC 11. 50-S.Ebukam for 11 yards, TOUCHDOWN.
SAFETY SCORED					
KC	11/27/2016	@ Denver	(6:20) (Shotgun) 13-T.Siemian sacked at DEN 0 for -8 yards (50-J.Houston). FUMBLES (50-J.Houston) [50-J.Houston], recovered by DEN-73-R.Okung at DEN -5. 73-R.Okung tackled in End Zone, SAFETY.		
Opp	9/16/2018	@ Pittsburgh	(12:09) 27-K.Hunt up the middle tackled in End Zone for -1 yards, SAFETY (25-A.Burns, 42-M.Burnett).		
SHUTOUT					
KC	10/23/2011	@ Oakland	Kansas City 28, Oakland 0		
Opp	12/16/2012	@ Oakland	Oakland 15, Kansas City 0		
FOUR OR MORE INTERCEPTION GAME					
KC	9/29/1985	vs. Seattle	4 int	Derron Cherry	
Opp	10/7/2001	@ Denver	4 int	Deltha O'Neal	
THREE INTERCEPTION GAME					
KC	11/27/2005	vs. New England	3 int	Greg Wesley	
Opp	10/1/1989	@ Bengals	3 int	David Fulcher	
TWO INTERCEPTION GAME					
KC	12/16/2017	vs. L.A. Chargers	2 int	Marcus Peters	
Opp	9/7/2014	vs. Tennessee	2 int	Jason McCourty	
FOUR SACK GAME					
KC	12/28/2014	vs. San Diego	4.0 sacks	Justin Houston	
Opp	11/9/2003	vs. Cleveland	4.0 sacks	Andra Davis	
THREE SACK GAME					
KC	10/28/2018	vs. Denver	3.0 sacks	Dee Ford	
Opp	9/24/2017	@ L.A. Chargers	3.0 sacks	Melvin Ingram III	
TWO SACK GAME					
KC	12/13/2018	vs. L.A. Chargers	2.5 sacks	Chris Jones	
Opp	11/19/2018	@ L.A. Rams	2.0 sacks	Aaron Donald	
SPECIAL TEAMS					
KICKOFF RETURNED FOR A TOUCHDOWN					
KC	11/27/2016	@ Denver	86 yards	Tyreek Hill	9-R.Dixon kicks 66 yards from DEN 20 to KC 14. 10-T.Hill for 86 yards, TOUCHDOWN.
Opp	11/7/2010	@ Oakland	94 yards	Jacoby Ford	6-R.Succop kicks 64 yards from KC 30 to OAK 6. 12-J.Ford for 94 yards, TOUCHDOWN. PENALTY on OAK-54-S.Williams, Unsportsmanlike Conduct, 15 yards, enforced between downs.
PUNT RETURNED FOR A TOUCHDOWN					
KC	9/9/2018	@ L.A. Chargers	91 yards	Tyreek Hill	(13:24) 8-D.Kaser punts 57 yards to KC 9, Center-47-M.Windt. 10-T.Hill for 91 yards, TOUCHDOWN.
Opp	12/9/2012	@ Cleveland	93 yards	Travis Benjamin	(15:00) (Punt formation) 2-D.Colquitt punts 41 yards to CLV 7, Center-43-T.Gafford. 80-T.Benjamin for 93 yards, TOUCHDOWN. Longest Punt Return in Cleveland Franchise History
BLOCKED FIELD GOAL RETURNED FOR A TOUCHDOWN					
KC	12/6/1987	@ Cincinnati	28 yards	Kevin Ross	
Opp	* Never Has Happened *				
BLOCKED PUNT RETURNED FOR A TOUCHDOWN					
KC	9/13/2009	@ Baltimore	(10:09) (Punt formation) 4-S.Koch punt is BLOCKED by 47-J.McGraw, Center-70-M.Katula, RECOVERED by KC-47-J.McGraw at BLT 0. TOUCHDOWN.		
Opp	11/28/2010	@ Seattle	(:39) 2-D.Colquitt punt is BLOCKED by 39-K.Cox, Center-43-T.Gafford, RECOVERED by SEA-29-E.Thomas at KC 10. 29-E.Thomas for 10 yards, TOUCHDOWN.		
MADE FIELD GOAL OF 50 YARDS OR LONGER					
KC	12/23/2018	@ Seattle	54 yards	Harrison Butker	(6:38) 7-H.Butker 54 yard field goal is GOOD, Center-41-J.Winchester, Holder-2-D.Colquitt.

THE LAST TIME

Opp	12/30/2018	vs. Oakland	50 yards	Daniel Carlson	(1:09) 8-D.Carlson 50 yard field goal is GOOD, Center-47-T.Sieg, Holder-5-J.Townsend.
BLOCKED FIELD GOAL					
KC	10/11/2015	vs. Chicago	27 yards	Cairo Santos	(8:49) 5-C.Santos 27 yard field goal is BLOCKED (92-P.McPhee), Center-41-J.Winchester, Holder-2-D.Colquitt, recovered by KC-42-A.Sherman at CHI 15. 42-A.Sherman to CHI 15 for no gain (90-J.Ratliff).
Opp	10/19/2017	@ Oakland	53 yards	Giorgio Tavecchio	(4:56) 2-G.Tavecchio 53 yard field goal is BLOCKED (21-E.Murray), Center-59-J.Condo, Holder-7-M.King.
BLOCKED PUNT					
KC	9/8/2013	@ Jacksonville	(12:32) 2-D.Colquitt punt is BLOCKED by 52-J.Thomas, Center-43-T.Gafford, ball out of bounds in End Zone, SAFETY.		
Opp	11/4/2018	@ Cleveland	(8:10) (Punt formation) 4-B.Colquitt punt is BLOCKED by 26-Dam. Williams, Center-47-C.Hughlett, ball out of bounds at CLV 21.		
MISSED POINT AFTER TOUCHDOWN ATTEMPT					
KC	12/2/2018	@ Oakland	7-H.Butker extra point is Blocked (99-A.Key), Center-41-J.Winchester, Holder-2-D.Colquitt.		
Opp	11/19/2018	@ L.A. Rams	4-G.Zuerlein extra point is No Good, Wide Left, Center-44-J.McQuaide, Holder-6-J.Hekker.		
POINT AFTER TOUCHDOWN ATTEMPT BLOCKED					
KC	* Never Has Happened *				
Opp	12/2/2018	@ Oakland	7-H.Butker extra point is Blocked (99-A.Key), Center-41-J.Winchester, Holder-2-D.Colquitt.		
SUCCESSFUL ONSIDE KICK					
KC	10/15/2017	vs. Pittsburgh	2-D.Colquitt kicks 48 yards from KC 20 to PIT 32. RECOVERED by KC-80-J.Chesson.		
Opp	10/7/2018	vs. Jacksonville	4-J.Lambo kicks onside 13 yards from JAX 35 to JAX 48. RECOVERED by JAX-4-J.Lambo. Kansas City challenged the kick touched ruling, and the play was Upheld. The ruling on the field stands. (Timeout #2.)		
FIVE FIELD GOALS					
KC	12/24/2017	vs. Miami	5 fg	Harrison Butker: (49, 29, 21, 32, 31)	
Opp	10/14/2018	@ New England	5 fg	Stephen Gostkowski: (48, 24, 39, 50, 28)	
FOUR FIELD GOALS					
KC	10/14/2018	@ New England	4 fg	Harrison Butker: (42, 43, 24, 30)	
Opp	10/14/2018	@ New England	5 fg	Stephen Gostkowski: (48, 24, 39, 50, 28)	
THREE FIELD GOALS					
KC	12/23/2018	@ Seattle	3 fg	Harrison Butker: (54, 29, 32)	
Opp	10/14/2018	@ New England	5 fg	Stephen Gostkowski: (48, 24, 39, 50, 28)	
TEAM					
500 TOTAL YARDS OF OFFENSE					
KC	11/19/2018	@ L.A. Rams	Kansas City 546, L.A. Rams 455		
Opp	10/14/2018	@ New England	New England 500, Kansas City 446		
400 TOTAL YARDS OF OFFENSE					
KC	12/30/2018	vs. Oakland	Kansas City 409, Oakland 292		
Opp	12/23/2018	@ Seattle	Seattle 464, Kansas City 419		
TOUCHDOWN ON OFFENSE, DEFENSE AND SPECIAL TEAMS					
KC	12/4/2016	@ Atlanta	ST: (7:10) A.Smith pass short left to S.Ware for 3 yards, TOUCHDOWN. ST: (8:06) (Shotgun) S.Ware left end for 3 yards, TOUCHDOWN. DEF: (:48) (Shotgun) M.Ryan pass short right intended for T.Gabriel INTERCEPTED by E.Berry at ATL 37. E.Berry for 37 yards, TOUCHDOWN. OFF: (13:02) (Punt formation) A.Wilson right guard for 55 yards, TOUCHDOWN. OFF: (Pass formation) TWO-POINT CONVERSION ATTEMPT. M.Ryan pass to A.Hooper is incomplete. ATTEMPT FAILS. DEFENSIVE TWO-POINT ATTEMPT. E.Berry intercepted the try attempt. ATTEMPT SUCCEEDS.		
Opp	* Never Has Happened *				
MADE TWO-POINT CONVERSION					
KC	12/23/2018	@ Seattle	TWO-POINT CONVERSION ATTEMPT. 15-P.Mahomes rushes up the middle. ATTEMPT SUCCEEDS.		
Opp	12/13/2018	vs. L.A. Chargers	(Pass formation) TWO-POINT CONVERSION ATTEMPT. 17-P.Rivers pass to 81-M.Williams is complete. ATTEMPT SUCCEEDS.		
FAILED TWO-POINT CONVERSION					
KC	11/11/2018	vs. Arizona	TWO-POINT CONVERSION ATTEMPT. 15-P.Mahomes pass to 87-T.Kelce is incomplete. ATTEMPT FAILS.		
Opp	12/2/2018	@ Oakland	TWO-POINT CONVERSION ATTEMPT. 30-J.Richard rushes up the middle. ATTEMPT FAILS.		
50 POINTS					
KC	11/19/2018	@ L.A. Rams	L.A. Rams 54, Kansas City 51		
Opp	11/19/2018	@ L.A. Rams	L.A. Rams 54, Kansas City 51		
40 POINTS					
KC	12/2/2018	@ Oakland	Kansas City 40, Oakland 33		
Opp	11/19/2018	@ L.A. Rams	L.A. Rams 54, Kansas City 51		
OVERTIME WIN					
KC	12/9/2018	vs. Baltimore	Kansas City 27, Baltimore 24		
OVERTIME LOSS					
KC	11/19/2017	@ N.Y. Giants	N.Y. Giants 12, Kansas City 9		
OVERTIME TIE					
KC	11/19/1989	@ Cleveland	Kansas City 10, Cleveland 10		

THE LAST TIME

2018 Postseason (As of January 20, 2019)					
PASSING					
500 YARDS PASSING					
KC	* Never Has Happened *				
Opp	* Never Has Happened *				
400 YARDS PASSING					
KC	* Never Has Happened *				
Opp	1/4/2014	@ Indianapolis	443 yards	Andrew Luck	
300 YARDS PASSING					
KC	1/4/2014	@ Indianapolis	378 yards	Alex Smith	
Opp	1/20/2019	vs. New England	348 yards	Tom Brady	
400 NET PASSING YARDS					
KC	* Never Has Happened *				
Opp	1/4/2014	@ Indianapolis	436 yards	Andrew Luck	
300 NET PASSING YARDS					
KC	1/4/2014	@ Indianapolis	363 yards	Alex Smith	
Opp	1/20/2019	vs. New England	348 yards	Tom Brady	
SIX TOUCHDOWN PASSES					
KC	* Never Has Happened *				
Opp	* Never Has Happened *				
FIVE TOUCHDOWN PASSES					
KC	* Never Has Happened *				
Opp	* Never Has Happened *				
FOUR TOUCHDOWN PASSES					
KC	1/4/2014	@ Indianapolis	4 tds	Alex Smith: (6, 79, 5, 10)	
Opp	1/4/2014	@ Indianapolis	4 tds	Andrew Luck: (12, 64, 3, 10)	
THREE TOUCHDOWN PASSES					
KC	1/20/2019	vs. New England	3 tds	Patrick Mahomes: (12, 1, 23)	
Opp	1/4/2014	@ Indianapolis	4 tds	Andrew Luck: (12, 64, 3, 10)	
FOUR INTERCEPTIONS THROWN					
KC	* Never Has Happened *				
Opp	1/9/2016	@ Houston	4 ints	Brian Hoyer	
THREE INTERCEPTIONS THROWN					
KC	1/9/2011	vs. Baltimore	3 ints	Matt Cassel	
Opp	1/9/2016	@ Houston	4 ints	Brian Hoyer	
TWO INTERCEPTIONS THROWN					
KC	1/9/2011	vs. Baltimore	3 ints	Matt Cassel	
Opp	1/20/2019	vs. New England	2 ints	Tom Brady	
RUSHING					
300 YARDS RUSHER					
KC	* Never Has Happened *				
Opp	* Never Has Happened *				
200 YARDS RUSHER					
KC	* Never Has Happened *				
Opp	* Never Has Happened *				
100 YARDS RUSHER					
KC	1/12/2019	vs. Indianapolis	129 yards	Damien Williams	
Opp	1/20/2019	vs. New England	113 yards	Sony Michel	
TWO 100-YARD RUSHERS					
KC	* Never Has Happened *				
Opp	* Never Has Happened *				
FIVE TOUCHDOWNS RUSHING					
KC	* Never Has Happened *				
Opp	* Never Has Happened *				
FOUR TOUCHDOWNS RUSHING					
KC	* Never Has Happened *				
Opp	* Never Has Happened *				
THREE TOUCHDOWNS RUSHING					
KC	* Never Has Happened *				
Opp	1/23/1994	@ Buffalo	3 tds	Thurman Thomas (12, 3, 3)	

THE LAST TIME

TWO TOUCHDOWNS RUSHING					
KC	1/11/2004	vs. Indianapolis	2 tds	Priest Holmes: (1, 1)	
Opp	1/20/2019	vs. New England	2 tds 2 tds	Rex Burkhead: (4, 2) Sony Michel: (1, 10)	
TWO PLAYERS WITH TWO TD RUSHING					
KC	* Never Has Happened *				
Opp	1/20/2019	vs. New England	2 tds 2 tds	Rex Burkhead: (4, 2) Sony Michel: (1, 10)	
RECEIVING					
TWO 100-YARD RECEIVERS					
KC	12/25/1971	vs. Miami	110 yards 104 yards	Ed Podolak Elmo Wright	
Opp	* Never Has Happened *				
200 YARDS RECEIVER					
KC	* Never Has Happened *				
Opp	1/4/2014	@ Indianapolis	224 yards	T.Y. Hilton	
100 YARDS RECEIVER					
KC	1/20/2019	vs. New England	114 yards	Sammy Watkins	
Opp	1/15/2017	vs. Pittsburgh	108 yards	Antonio Brown	
FOUR TOUCHDOWNS RECEPTIONS					
KC	* Never Has Happened *				
Opp	* Never Has Happened *				
THREE TOUCHDOWNS RECEPTIONS					
KC	* Never Has Happened *				
Opp	12/22/1968	@ Oakland	3 tds	Fred Biletnikoff (24, 44, 54)	
TWO TOUCHDOWNS RECEPTIONS					
KC	1/20/2019	vs. New England	2 tds	Damien Williams: (1, 23)	
Opp	1/16/2016	@ New England	2 tds	Rob Gronkowski: (8, 16)	
TWO PLAYERS WITH TWO TD RECEPTIONS					
KC	* Never Has Happened *				
Opp	* Never Has Happened *				
COMBINED YARDS AND TOUCHDOWNS					
100-YARD RUSHER AND 300-YARD PASSER					
KC	* Never Has Happened *				
Opp	1/20/2019	vs. New England	113 yards 348 yards	Sony Michel Tom Brady	
100-YARD RECEIVER AND 300-YARD PASSER					
KC	1/4/2014	@ Indianapolis	150 yards 378 yards	Dwayne Bowe Alex Smith	
Opp	1/16/2016	@ New England	100 yards 302 yards	Julian Edelman Tom Brady	
100 YARDS RUSHING AND RECEIVING					
KC	1/12/2019	vs. Indianapolis	129 yards 108 yards	Damien Williams Travis Kelce	
Opp	1/15/2017	vs. Pittsburgh	170 yards 108 yards	Le'Veon Bell Antonio Brown	
100-YARD RUSHER, 300-YARD PASSER, 100-YARD RECEIVER					
KC	* Never Has Happened *				
Opp	* Never Has Happened *				
DEFENSE					
INTERCEPTED PASS RETURNED FOR A TOUCHDOWN					
KC	* Never Has Happened *				
Opp	12/28/1986	@ N.Y. Jets	21 yards	Kevin McArthur	
FUMBLE RETURNED FOR A TOUCHDOWN					
KC	* Never Has Happened *				
Opp	1/4/2014	@ Indianapolis	2 yards	Andrew Luck	(10:45) (No Huddle, Shotgun) 31-D.Brown up the middle to KC 2 for no gain (29-E.Berry). FUMBLES (29-E.Berry), recovered by IND-12-A.Luck at KC 5. 12-A.Luck for 5 yards, TOUCHDOWN.
SAFETY SCORED					
KC	12/28/1986	@ N.Y. Jets		Team Safety	
Opp	* Never Has Happened *				

THE LAST TIME

SHUTOUT					
KC	1/9/2016	@ Houston	Kansas City 30, Houston 0		
Opp	1/2/1993	@ San Diego	San Diego 17, Kansas City 0		
FOUR OR MORE INTERCEPTION GAME					
KC	* Never Has Happened *				
Opp	* Never Has Happened *				
THREE INTERCEPTION GAME					
KC	* Never Has Happened *				
Opp	* Never Has Happened *				
TWO INTERCEPTION GAME					
KC	1/4/2014	@ Indianapolis	2 int	Husain Abdullah	
Opp	1/5/1992	@ Buffalo	2 int	Kirby Jackson	
FOUR SACK GAME					
KC	* Never Has Happened *				
Opp	* Never Has Happened *				
THREE SACK GAME					
KC	* Never Has Happened *				
Opp	1/9/2016	@ Houston	3.0 sacks	Whitney Mercilus	
TWO SACK GAME					
KC	1/12/2019	vs. Indianapolis	2.0 sacks	Justin Houston	
Opp	1/20/2019	vs. New England	2.0 sacks	Kyle Van Noy	
SPECIAL TEAMS					
KICKOFF RETURNED FOR A TOUCHDOWN					
KC	1/9/2016	@ Houston	106 yards	Knile Davis	8-N.Novak kicks 71 yards from HST 35 to KC -6. 34-K.Davis for 106 yards, TOUCHDOWN.
Opp	* Never Has Happened *				
PUNT RETURNED FOR A TOUCHDOWN					
KC	* Never Has Happened *				
Opp	* Never Has Happened *				
BLOCKED FIELD GOAL RETURNED FOR A TOUCHDOWN					
KC	* Never Has Happened *				
Opp	* Never Has Happened *				
BLOCKED PUNT RETURNED FOR A TOUCHDOWN					
KC	12/28/1986	@ N.Y. Jets	0 yards	Albert Lewis	
Opp	* Never Has Happened *				
MADE FIELD GOAL OF 50 YARDS OR LONGER					
KC	* Never Has Happened *				
Opp	1/6/2007	@ Indianapolis	50 yards	Adam Vinatieri	(:02) 4-A.Vinatieri 50 yard field goal is GOOD, Center-48-J.Snow, Holder-17-H.Smith.
BLOCKED FIELD GOAL					
KC	* Never Has Happened *				
Opp	* Never Has Happened *				
BLOCKED PUNT					
KC	1/8/1994	vs. Pittsburgh		Keith Cash	
Opp	* Never Has Happened *				
MISSED POINT AFTER TOUCHDOWN ATTEMPT					
KC	12/28/1986	@ N.Y. Jets	Nick Lowery		
Opp	1/12/2019	vs. Indianapolis	4-A.Vinatieri extra point is No Good, Wide Right, Center-46-L.Rhodes, Holder-2-R.Sanchez.		
POINT AFTER TOUCHDOWN ATTEMPT BLOCKED					
KC	* Never Has Happened *				
Opp	* Never Has Happened *				
FIVE FIELD GOALS					
KC	* Never Has Happened *				
Opp	1/15/2017	vs. Pittsburgh	6 fg	Chris Boswell: (22, 38, 36, 45, 43, 43)	
FOUR FIELD GOALS					
KC	* Never Has Happened *				
Opp	1/15/2017	vs. Pittsburgh	6 fg	Chris Boswell: (22, 38, 36, 45, 43, 43)	
THREE FIELD GOALS					
KC	1/9/2016	@ Houston	3 fg	Cairo Santos: (49, 49, 33)	
Opp	1/15/2017	vs. Pittsburgh	6 fg	Chris Boswell: (22, 38, 36, 45, 43, 43)	
TEAM					
500 TOTAL YARDS OF OFFENSE					
KC	1/4/2014	@ Indianapolis	Indianapolis 536, Kansas City 513		

THE LAST TIME

Opp	1/20/2019	vs. New England	New England 524, Kansas City 290
400 TOTAL YARDS OF OFFENSE			
KC	1/12/2019	vs. Indianapolis	Kansas City 433, Indianapolis 266
Opp	1/20/2019	vs. New England	New England 524, Kansas City 290
TOUCHDOWN ON OFFENSE, DEFENSE AND SPECIAL TEAMS			
KC	* Never Has Happened *		
Opp	* Never Has Happened *		
MADE TWO-POINT CONVERSION			
KC	1/6/2007	@ Indianapolis	TWO-POINT CONVERSION ATTEMPT. 10-T.Green pass to 84-K.Wilson is complete. ATTEMPT SUCCEEDS.
Opp	* Never Has Happened *		
FAILED TWO-POINT CONVERSION			
KC	1/15/2017	vs. Pittsburgh	TWO-POINT CONVERSION ATTEMPT. 11-A.Smith pass to 19-J.Maclin is incomplete. ATTEMPT FAILS.
Opp	1/6/2018	vs. Tennessee	TWO-POINT CONVERSION ATTEMPT. 8-M.Mariota pass to 18-R.Matthews is complete. ATTEMPT FAILS. Penalty on TEN, Illegal Shift, declined. TWO-POINT CONVERSION ATTEMPT. 8-M.Mariota is sacked. ATTEMPT FAILS. Sack by D.Sorenson ruled forward progress stopped negating D.Sorenson 58 yard return.
50 POINTS			
KC	* Never Has Happened *		
Opp	* Never Has Happened *		
40 POINTS			
KC	1/4/2014	@ Indianapolis	Indianapolis 45, Kansas City 44
Opp	1/4/2014	@ Indianapolis	Indianapolis 45, Kansas City 44
OVERTIME WIN			
KC	1/8/1994	vs. Pittsburgh	Kansas City 27, Pittsburgh 24
OVERTIME LOSS			
KC	1/20/2019	vs. New England	New England 37, Kansas City 31
OVERTIME TIE			
KC	* Never Has Happened *		

2018 KANSAS CITY CHIEFS NUMERICAL ROSTER

(As of January 14, 2019)

NO.	NAME	POS.	HT.	WT.	AGE	EXP.	COLLEGE	HOW ACQ.	HOMETOWN
2	Dustin Colquitt	P	6-3	210	36	14	Tennessee	D3-05	Knoxville, Tenn.
4	Chad Henne	QB	6-3	222	33	10	Michigan	UFA-18	West Lawn, Pa.
7	Harrison Butker	K	6-4	205	23	2	Georgia Tech	FA-17	Decatur, Ga.
10	Tyreek Hill	WR	5-10	185	24	3	West Alabama	D5b-16	Pearson, Ga.
11	Demarcus Robinson	WR	6-1	203	24	3	Florida	D4c-16	Fort Valley, Ga.
12	Gehrig Dieter	WR	6-3	207	25	1	Alabama	CFA-17	South Bend, Ind.
14	Sammy Watkins	WR	6-1	211	25	5	Clemson	UFA-18	Fort Myers, Fla.
15	Patrick Mahomes	QB	6-3	230	23	2	Texas Tech	D1-17	Tyler, Texas
17	Chris Conley	WR	6-3	205	26	4	Georgia	D3a-15	Dallas, Ga.
19	Marcus Kemp	WR	6-4	210	23	1	Hawaii	FA-17	Layton, Utah
20	Steven Nelson	CB	5-11	194	25	4	Oregon State	D3b-15	Warner Robins, Ga.
21	Eric Murray	DB	5-11	199	25	3	Minnesota	D4b-16	Milwaukee, Wis.
22	Orlando Scandrick	CB	5-10	196	31	11	Boise State	FA-18	Los Alamitos, Calif.
23	Kendall Fuller	CB	5-11	198	23	3	Virginia Tech	T (WAS)-18	Baltimore, Md.
24	Jordan Lucas	S	6-1	190	25	3	Penn State	T (MIA)-18	New Rochelle, N.Y.
26	Damien Williams	RB	5-11	224	26	5	Oklahoma	UFA-18	San Diego, Calif.
29	Eric Berry	S	6-0	212	30	9	Tennessee	D1-10	Fairburn, Ga.
30	Charcandrick West	RB	5-10	205	27	5	Abilene Christian	FA-18	Springhill, La.
31	Darrel Williams	RB	5-11	224	23	R	LSU	CFA-18	Marrero, La.
32	Spencer Ware	RB	5-10	229	27	5	LSU	FA-14	Eunice, La.
35	Charvarius Ward	CB	6-1	198	22	R	Middle Tennessee State	T (DAL)-18	McCombs, Miss.
38	Ron Parker	S	6-0	206	31	8	Newberry	FA-18	St. Helena Island, S.C.
39	Tremon Smith	CB	6-0	190	22	R	Central Arkansas	D6a-18	Anniston, Ala.
41	James Winchester	LS	6-3	240	29	4	Oklahoma	FA-15	Washington, Okla.
42	Anthony Sherman	FB	5-10	242	30	8	Connecticut	T (ARI)-13	North Attleborough, Mass.
44	Dorian O'Daniel	LB	6-1	220	24	R	Clemson	D3b-18	Olney, Md.
49	Daniel Sorensen	S	6-2	208	28	5	BYU	CFA-14	Colton, Calif.
50	Justin Houston	LB	6-3	258	29	8	Georgia	D3a-11	Statesboro, Ga.
51	Frank Zombo	LB	6-3	254	31	9	Central Michigan	FA-18	Sterling Heights, Mich.
53	Anthony Hitchens	LB	6-0	235	26	5	Iowa	UFA-18	Lorain, Ohio
55	Dee Ford	LB	6-2	252	27	5	Auburn	D1-14	Odenville, Ala.
56	Ben Niemann	LB	6-2	235	23	R	Iowa	CFA-18	Sycamore, Ill.
57	Breeland Speaks	LB	6-3	285	23	R	Ole Miss	D2-18	Jackson, Miss.
59	Reggie Ragland	LB	6-2	252	25	3	Alabama	T (BUF)-17	Madison, Ala.
61	Mitch Morse	C	6-6	305	26	4	Missouri	D2-15	Austin, Texas
62	Austin Reiter	OL	6-3	300	27	3	South Florida	W (CLE)-18	Bradenton, Fla.
66	Kahlil McKenzie	G	6-3	320	22	R	Tennessee	D6b-18	Walnut Creek, Calif.
67	Jimmy Murray	C	6-5	305	23	R	Holy Cross	FA-18	Evanston, Ill.
71	Mitchell Schwartz	T	6-5	320	29	7	California	UFA-16	Pacific Palisades, Calif.
72	Eric Fisher	T	6-7	315	28	6	Central Michigan	D1-13	Rochester, Mich.
73	Jeff Allen	G	6-4	306	29	7	Illinois	FA-18	Chicago, Ill.
74	Justin Hamilton	DT	6-2	315	25	2	Louisiana	FA-17	Natchez, Miss.
75	Cam Erving	OL	6-5	313	26	4	Florida State	T (CLE)-17	Moultrie, Ga.
77	Andrew Wylie	T	6-6	309	24	1	Eastern Michigan	FA-17	Midland, Mich.
81	Kelvin Benjamin	WR	6-5	245	27	5	Florida State	FA-18	Belle Glade, Fla.
82	Deon Yelder	TE	6-4	255	23	R	Western Kentucky	FA-18	Louisville, Ky.
84	Demetrius Harris	TE	6-7	230	27	5	UW-Milwaukee	CFA-13	Little Rock, Ark.
87	Travis Kelce	TE	6-5	260	29	6	Cincinnati	D3a-13	Cleveland Heights, Ohio
91	Derrick Nnadi	DT	6-1	312	22	R	Florida State	D3a-18	Virginia Beach, Va.
92	Tanoh Kpassagnon	LB	6-7	289	24	2	Villanova	D2-17	Kalamazoo, Mich.
95	Chris Jones	DL	6-6	310	24	3	Mississippi State	D2-16	Houston, Miss.
97	Allen Bailey	DL	6-3	288	29	8	Miami (Fla.)	D3b-11	Sapelo Island, Ga.
98	Xavier Williams	DT	6-2	309	26	4	Northern Iowa	RFA-18	Kansas City, Mo.
Practice Squad									
6	Josh Crockett	WR	6-4	195	23	R	Central Oklahoma	CFA-18	Bristow, Okla.
8	Chase Litton	QB	6-5	230	23	R	Marshall	CFA-18	Tampa, Fla.
34	Leon McQuay	S	6-1	195	24	1	USC	FA-18	Seffner, Fla.
40	D'Montre Wade	DB	5-11	206	24	R	Murray State	CFA-18	Columbia, Tenn.
45	Chris Cooper	DB	5-10	202	24	R	Stony Brook	FA-18	Mount Vernon, N.Y.
46	Raymond Davison	LB	6-1	230	23	R	California	FA-18	Los Angeles, Calif.
60	Ryan Hunter	T	6-3	316	23	R	Bowling Green	CFA-18	North Bay, Ontario
70	Pace Murphy	T	6-6	308	24	1	Northwestern State	FA-18	Houston, Texas
88	David Wells	TE	6-6	260	23	R	San Diego State	FA-18	Fresno, Calif.
90	Joey Ivie	DT	6-3	301	23	1	Florida	FA-18	Pasco, Fla.
Practice Squad; Injured									
52	Rob McCray	LB	6-2	280	22	R	Indiana	CFA-18	Rockdale, Ga.
Reserved/Injured									
1	Byron Pringle	WR	6-1	203	25	R	Kansas State	CFA-18	Tampa, Fla.
13	De'Anthony Thomas	WR	5-8	176	26	5	Oregon	D4-14	Los Angeles, Calif.
25	Armani Watts	S	5-11	205	22	R	Texas A&M	D4-18	Forney, Texas
43	J.D. Moore	RB	6-2	235	23	R	LSU	CFA-18	Ruston, La.
47	Step Durham	DB	5-11	194	23	R	Georgia Tech	CFA-18	Jacksonville, Fla.
48	Terrance Smith	LB	6-2	235	25	3	Florida State	CFA-16	Decatur, Ga.
64	Dillon Gordon	T	6-4	322	25	2	LSU	FA-17	River Ridge, La.
65	Jordan Devey	G	6-6	320	31	5	Memphis	FA-17	American Fork, Utah
79	Tejan Koroma	OL	6-0	290	22	R	BYU	CFA-18	Allen, Texas
76	Laurent Duvernay-Tardif	G	6-5	321	27	5	McGill	D6b-14	Montreal, Quebec
89	Alex Ellis	TE	6-4	245	25	2	Tennessee	W (NO)-18	Delmar, Del.

HEAD COACH: Andy Reid

OFFENSE: Eric Bieniemy (Offensive Coordinator); Joe Bleymaier (Pass Game Analyst/Asst. QB); Andy Heck (Offensive Line); Mike Kafka (Quarterbacks); Greg Lewis (Wide Receivers); Corey Matthaei (Asst. Offensive Line); Deland McCullough (Running Backs); Tom Melvin (Tight Ends); David Girardi (Offensive Quality Control).

DEFENSE: Bob Sutton (Defensive Coordinator); Terry Bradden (Defensive Quality Control); Mark DeLeone (Inside Linebackers); Al Harris (Secondary/Cornerbacks); Britt Reid (Defensive Line); Mike Smith (Outside Linebackers); Emmitt Thomas (Defensive Backs); Jay Valai (Defensive Quality Control); Alex Whittingham (Defensive Assistant).

SPECIALISTS: Dave Toub (Assistant Head Coach/Special Teams Coordinator); Rod Wilson (Asst. Special Teams).

MISCELLANEOUS: Barry Rubin (Head Strength & Conditioning); Travis Crittenden (Asst. Strength & Conditioning); Ryan Reynolds (Asst. Strength & Conditioning); Devin Woodhouse (Asst. Strength & Conditioning); Mike Frazier (Statistical Analysis Coordinator); Porter Ellett (Senior Asst. to Head Coach).

2018 KANSAS CITY CHIEFS ALPHABETICAL ROSTER

(As of January 14, 2019)

NO.	NAME	POS.	HT.	WT.	AGE	EXP.	COLLEGE	HOW ACQ.	HOMETOWN
73	Allen, Jeff	G	6-4	306	29	7	Illinois	FA-18	Chicago, Ill.
97	Bailey, Allen	DL	6-3	288	29	8	Miami (Fla.)	D3b-11	Sapelo Island, Ga.
81	Benjamin, Kelvin	WR	6-5	245	27	5	Florida State	FA-18	Belle Glade, Fla.
29	Berry, Eric	S	6-0	212	30	9	Tennessee	D1-10	Fairburn, Ga.
7	Butker, Harrison	K	6-4	205	23	2	Georgia Tech	FA-17	Decatur, Ga.
2	Colquitt, Dustin	P	6-3	210	36	14	Tennessee	D3-05	Knoxville, Tenn.
17	Conley, Chris	WR	6-3	205	26	4	Georgia	D3a-15	Dallas, Ga.
12	Dieter, Gehrig	WR	6-3	207	25	1	Alabama	CFA-17	South Bend, Ind.
75	Erving, Cam	OL	6-5	313	26	4	Florida State	T (CLE)-17	Moultrie, Ga.
72	Fisher, Eric	T	6-7	315	28	6	Central Michigan	D1-13	Rochester, Mich.
55	Ford, Dee	LB	6-2	252	27	5	Auburn	D1-14	Odenville, Ala.
23	Fuller, Kendall	CB	5-11	198	23	3	Virginia Tech	T (WAS)-18	Baltimore, Md.
74	Hamilton, Justin	DT	6-2	315	25	2	Louisiana-Lafayette	FA-17	Natchez, Miss.
84	Harris, Demetrius	TE	6-7	230	27	5	UW-Milwaukee	CFA-13	Little Rock, Ark.
4	Henne, Chad	QB	6-3	222	33	10	Michigan	UFA-18	West Lawn, Pa.
10	Hill, Tyreek	WR	5-10	185	24	3	West Alabama	D5b-16	Pearson, Ga.
53	Hitchens, Anthony	LB	6-0	235	26	5	Iowa	UFA-18	Lorain, Ohio
50	Houston, Justin	LB	6-3	258	29	8	Georgia	D3a-11	Statesboro, Ga.
95	Jones, Chris	DL	6-6	310	24	3	Mississippi State	D2-16	Houston, Miss.
87	Kelce, Travis	TE	6-5	260	29	6	Cincinnati	D3a-13	Cleveland Heights, Ohio
19	Kemp, Marcus	WR	6-4	210	23	1	Hawaii	FA-17	Layton, Utah
92	Kpassagnon, Tanoh	LB	6-7	289	24	2	Villanova	D2-17	Kalamazoo, Mich.
24	Lucas, Jordan	S	6-1	190	25	3	Penn State	T (MIA)-18	New Rochelle, N.Y.
15	Mahomes, Patrick	QB	6-3	230	23	2	Texas Tech	D1-17	Tyler, Texas
66	McKenzie, Kahlil	G	6-3	320	22	R	Tennessee	D6b-18	Walnut Creek, Calif.
61	Morse, Mitch	C	6-6	305	26	4	Missouri	D2-15	Austin, Texas
21	Murray, Eric	DB	5-11	199	25	3	Minnesota	D4b-16	Milwaukee, Wis.
67	Murray, Jimmy	C	6-5	305	23	R	Holy Cross	FA-18	Evanston, Ill.
20	Nelson, Steven	CB	5-11	194	25	4	Oregon State	D3b-15	Warner Robins, Ga.
56	Niemann, Ben	LB	6-2	235	23	R	Iowa	CFA-18	Sycamore, Ill.
91	Nnadi, Derrick	DT	6-1	312	22	R	Florida State	D3-18	Virginia Beach, Va.
44	O'Daniel, Dorian	LB	6-1	220	24	R	Clemson	D3b-18	Olney, Md.
38	Parker, Ron	S	6-0	206	31	8	Newberry	FA-18	St. Helena Island, S.C.
59	Ragland, Reggie	LB	6-2	252	25	3	Alabama	T (BUF)-17	Madison, Ala.
62	Reiter, Austin	OL	6-3	300	27	3	South Florida	W (CLE)-18	Bradenton, Fla.
11	Robinson, Demarcus	WR	6-1	203	24	3	Florida	D4c-16	Fort Valley, Ga.
22	Scandrick, Orlando	CB	5-10	196	31	11	Boise State	FA-18	Los Alamitos, Calif.
71	Schwartz, Mitchell	T	6-5	320	29	7	California	UFA-16	Pacific Palisades, Calif.
42	Sherman, Anthony	FB	5-10	242	30	8	Connecticut	T (ARI)-13	North Attleborough, Mass.
39	Smith, Tremon	CB	6-0	190	22	R	Central Arkansas	D6a-18	Anniston, Ala.
49	Sorensen, Daniel	S	6-2	208	28	5	BYU	CFA-14	Colton, Calif.
57	Speaks, Breeland	LB	6-3	285	23	R	Ole Miss	D2-18	Jackson, Miss.
35	Ward, Charvarius	CB	6-1	198	22	R	Middle Tennessee State	T (DAL)-18	McCombs, Miss.
32	Ware, Spencer	RB	5-10	229	27	5	LSU	FA-14	Eunice, La.
14	Watkins, Sammy	WR	6-1	211	25	5	Clemson	UFA-18	Fort Myers, Fla.
30	West, Charcandrick	RB	5-10	205	27	5	Abilene Christian	FA-18	Springhill, La.
26	Williams, Damien	RB	5-11	224	26	5	Oklahoma	UFA-18	San Diego, Calif.
31	Williams, Darrel	RB	5-11	224	23	R	LSU	CFA-18	Marrero, La.
98	Williams, Xavier	DT	6-2	309	26	4	Northern Iowa	RFA-18	Kansas City, Mo.
41	Winchester, James	LS	6-3	240	29	4	Oklahoma	FA-15	Washington, Okla.
77	Wylie, Andrew	T	6-6	309	24	1	Eastern Michigan	FA-17	Midland, Mich.
82	Yelder, Deon	TE	6-4	255	23	R	Western Kentucky	FA-18	Louisville, Ky.
51	Zombo, Frank	LB	6-3	254	31	9	Central Michigan	FA-18	Sterling Heights, Mich.
Practice Squad									
45	Cooper, Chris	DB	5-10	202	24	R	Stony Brook	FA-18	Mount Vernon, N.Y.
6	Crockett, Josh	WR	6-4	195	23	R	Central Oklahoma	CFA-18	Bristow, Okla.
46	Davison, Raymond	LB	6-1	230	23	R	California	FA-18	Los Angeles, Calif.
60	Hunter, Ryan	T	6-3	316	23	R	Bowling Green	CFA-18	North Bay, Ontario
90	Ivie, Joey	DT	6-3	301	23	1	Florida	FA-18	Pasco, Fla.
8	Litton, Chase	QB	6-5	230	23	R	Marshall	CFA-18	Tampa, Fla.
34	McQuay, Leon	S	6-1	195	24	1	USC	FA-18	Seffner, Fla.
70	Murphy, Pace	T	6-6	308	24	1	Northwestern State	FA-18	Houston, Texas
40	Wade, D'Montre	DB	5-11	206	24	R	Murray State	CFA-18	Columbia, Tenn.
88	Wells, David	TE	6-6	260	23	R	San Diego State	FA-18	Fresno, Calif.
Practice Squad; Injured									
52	McCray, Rob	LB	6-2	280	22	R	Indiana	CFA-18	Rockdale, Ga.
Reserved/Injured									
65	Devey, Jordan	G	6-6	320	31	5	Memphis	FA-17	American Fork, Utah
47	Durham, Step	DB	5-11	194	23	R	Georgia Tech	CFA-18	Jacksonville, Fla.
76	Duvernay-Tardif, Laurent	G	6-5	321	27	5	McGill	D6b-14	Montreal, Quebec
89	Ellis, Alex	TE	6-4	245	25	2	Tennessee	W (NO)-18	Delmar, Del.
64	Gordon, Dillon	T	6-4	322	25	2	LSU	FA-17	River Ridge, La.
79	Koroma, Tejan	OL	6-0	290	22	R	BYU	CFA-18	Allen, Texas
43	Moore, J.D.	RB	6-2	235	23	R	LSU	CFA-18	Ruston, La.
1	Pringle, Byron	WR	6-1	203	25	R	Kansas State	CFA-18	Tampa, Fla.
48	Smith, Terrance	LB	6-2	235	25	3	Florida State	CFA-16	Decatur, Ga.
13	Thomas, De'Anthony	WR	5-8	176	26	5	Oregon	D4-14	Los Angeles, Calif.
25	Watts, Armani	S	5-11	205	22	R	Texas A&M	D4-18	Forney, Texas

HEAD COACH: Andy Reid

OFFENSE: Eric Bieniemy (Offensive Coordinator); Joe Bleymaier (Pass Game Analyst/Asst. QB); Andy Heck (Offensive Line); Mike Kafka (Quarterbacks); Greg Lewis (Wide Receivers); Corey Matthaei (Asst. Offensive Line); Deland McCullough (Running Backs); Tom Melvin (Tight Ends); David Girardi (Offensive Quality Control).

DEFENSE: Bob Sutton (Defensive Coordinator); Terry Bradden (Defensive Quality Control); Mark DeLeone (Inside Linebackers); Al Harris (Secondary/Cornerbacks); Britt Reid (Defensive Line); Mike Smith (Outside Linebackers); Emmitt Thomas (Defensive Backs); Jay Valai (Defensive Quality Control); Alex Whittingham (Defensive Assistant).

SPECIALISTS: Dave Toub (Assistant Head Coach/Special Teams Coordinator); Rod Wilson (Asst. Special Teams).

MISCELLANEOUS: Barry Rubin (Head Strength & Conditioning); Travis Crittenden (Asst. Strength & Conditioning); Ryan Reynolds (Asst. Strength & Conditioning); Devin Woodhouse (Asst. Strength & Conditioning); Mike Frazier (Statistical Analysis Coordinator); Porter Ellett (Senior Asst. to Head Coach).

2018 KANSAS CITY CHIEFS POSITION-BY-POSITION ROSTER

(As of January 14, 2019)

NO.	NAME	POS.	HT.	WT.	AGE	EXP.	COLLEGE	HOMETOWN	HOW ACQ.
QUARTERBACKS (2)									
4	Henne, Chad	QB	6-3	222	33	10	Michigan	West Lawn, Pa.	UFA-18
15	Mahomes, Patrick	QB	6-3	230	23	2	Texas Tech	Tyler, Texas	D1-17
RUNNING BACKS (5)									
42	Sherman, Anthony	FB	5-10	242	30	8	Connecticut	North Attleborough, Mass.	T (ARI)-13
32	Ware, Spencer	RB	5-10	229	27	5	LSU	Eunice, La.	FA-14
30	West, Charcandrick	RB	5-10	205	27	5	Abilene Christian	Springhill, La.	FA-18
26	Williams, Damien	RB	5-11	224	26	5	Oklahoma	San Diego, Calif.	UFA-18
31	Williams, Darrel	RB	5-11	224	23	R	LSU	Marrero, La.	CFA-18
WIDE RECEIVERS (6)									
81	Benjamin, Kelvin	WR	6-5	245	27	5	Florida State	Belle Glade, Fla.	FA-18
17	Conley, Chris	WR	6-3	205	26	4	Georgia	Dallas, Ga.	D3a-15
12	Dieter, Gehrig	WR	6-3	207	25	1	Alabama	South Bend, Ind.	CFA-17
10	Hill, Tyreek	WR	5-10	185	24	3	West Alabama	Pearson, Ga.	D5b-16
19	Kemp, Marcus	WR	6-4	210	23	1	Hawaii	Layton, Utah	CFA-17
11	Robinson, Demarcus	WR	6-1	203	24	3	Florida	Fort Valley, Ga.	D4c-16
14	Watkins, Sammy	WR	6-1	211	25	5	Clemson	Fort Myers, Fla.	UFA-18
TIGHT ENDS (3)									
84	Harris, Demetrius	TE	6-7	230	27	5	UW-Milwaukee	Little Rock, Ark.	CFA-13
87	Kelce, Travis	TE	6-5	260	26	6	Cincinnati	Cleveland Heights, Ohio	D3a-13
82	Yelder, Deon	TE	6-4	255	23	R	Western Kentucky	Louisville, Ky.	FA-18
OFFENSIVE LINE (9)									
73	Allen, Jeff	G	6-4	306	29	7	Illinois	Chicago, Ill.	FA-18
75	Erving, Cam	OL	6-5	313	26	4	Florida State	Moultrie, Ga.	T (CLE)-17
72	Fisher, Eric	T	6-7	315	28	6	Central Michigan	Rochester, Mich.	D1-13
66	McKenzie, Kahlil	G	6-3	320	22	R	Tennessee	Walnut Creek, Calif.	D6b-18
61	Morse, Mitch	C	6-6	305	26	4	Missouri	Austin, Texas	D2-15
67	Murray, Jimmy	C	6-5	305	23	R	Holy Cross	Evanston, Ill.	FA-18
62	Reiter, Austin	OL	6-3	300	27	3	South Florida	Bradenton, Fla.	W (CLE)-18
71	Schwartz, Mitchell	T	6-5	320	29	7	California	Pacific Palisades, Calif.	UFA-16
77	Wylie, Andrew	T	6-6	309	24	1	Eastern Michigan	Midland, Mich.	FA-17
DEFENSIVE LINE (5)									
97	Bailey, Allen	DL	6-3	288	29	8	Miami (Fla.)	Sapelo Island, Ga.	D3b-11
74	Hamilton, Justin	DT	6-2	315	25	2	Louisiana	Natchez, Miss.	FA-17
95	Jones, Chris	DL	6-6	310	24	3	Mississippi State	Houston, Miss.	D2-16
91	Nnadi, Derrick	DT	6-1	312	22	R	Florida State	Virginia Beach, Va.	D3-18
98	Williams, Xavier	DT	6-2	309	26	4	Northern Iowa	Kansas City, Mo.	RFA-18
LINEBACKERS (9)									
55	Ford, Dee	LB	6-2	252	27	5	Auburn	Odenville, Ala.	D1-14
53	Hitchens, Anthony	LB	6-0	235	26	5	Iowa	Lorain, Ohio	UFA-18
50	Houston, Justin	LB	6-3	258	29	8	Georgia	Statesboro, Ga.	D3a-11
92	Kpassagnon, Tanoh	LB	6-7	289	24	2	Villanova	Kalamazoo, Mich.	D2-17
56	Niemann, Ben	LB	6-2	235	23	R	Iowa	Sycamore, Ill.	CFA-18
44	O'Daniel, Dorian	LB	6-1	220	24	R	Clemson	Olney, Md.	D3b-18
59	Ragland, Reggie	LB	6-2	252	25	3	Alabama	Madison, Ala.	T (BUF)-17
57	Speaks, Breeland	LB	6-3	285	23	R	Ole Miss	Jackson, Miss.	D2-18
51	Zombo, Frank	LB	6-3	254	31	9	Central Michigan	Sterling Heights, Mich.	FA-18
DEFENSIVE BACKS (11)									
29	Berry, Eric	S	6-0	212	30	9	Tennessee	Fairburn, Ga.	D1-10
23	Fuller, Kendall	CB	5-11	198	23	3	Virginia Tech	Baltimore, Md.	T (WAS)-18
24	Lucas, Jordan	S	6-1	190	25	3	Penn State	New Rochelle, N.Y.	T (MIA)-18
21	Murray, Eric	DB	5-11	199	25	3	Minnesota	Milwaukee, Wis.	D4b-16
20	Nelson, Steven	CB	5-11	194	25	4	Oregon State	Warner Robins, Ga.	D3b-15
38	Parker, Ron	S	6-0	206	31	8	Newberry	St. Helena Island, S.C.	FA-18
22	Scandrick, Orlando	CB	5-10	196	31	10	Boise State	Los Alamitos, Calif.	FA-18
39	Smith, Tremon	CB	6-0	190	22	R	Central Arkansas	Anniston, Ala.	D6a-18
49	Sorensen, Daniel	S	6-2	208	28	5	BYU	Colton, Calif.	CFA-14
35	Ward, Charvarius	CB	6-1	198	22	R	Middle Tennessee State	McCombs, Miss.	T (DAL)-18
SPECIALISTS (3)									
7	Butker, Harrison	K	6-4	205	23	2	Georgia Tech	Decatur, Ga.	FA-17
2	Colquitt, Dustin	P	6-3	210	36	14	Tennessee	Knoxville, Tenn.	D3-05
41	Winchester, James	LS	6-3	240	29	4	Oklahoma	Washington, Okla.	FA-15

2018 KANSAS CITY CHIEFS UNOFFICIAL DEPTH CHART

(As of January 14, 2019)

OFFENSE

WR	10 Tyreek Hill	11 Demarcus Robinson	12 Gehrig Dieter
LT	72 Eric Fisher	75 Cam Erving	
LG	75 Cam Erving	66 Kahlil McKenzie	
C	61 Mitch Morse	62 Austin Reiter	67 Jimmy Murray
RG	77 Andrew Wylie	73 Jeff Allen	
RT	71 Mitchell Schwartz	77 Andrew Wylie	
TE	87 Travis Kelce	84 Demetrius Harris	82 Deon Yelder
WR	14 Sammy Watkins	17 Chris Conley	19 Marcus Kemp / 81 Kelvin Benjamin
QB	15 Patrick Mahomes	4 Chad Henne	
RB	32 Spencer Ware	26 Damien Williams	31 Darrel Williams / 30 Charcandrick West
FB	42 Anthony Sherman		

DEFENSE

LDE	95 Chris Jones	74 Justin Hamilton	
NT	91 Derrick Nnadi	98 Xavier Williams	
RDE	97 Allen Bailey	74 Justin Hamilton	
LOLB	50 Justin Houston	92 Tanoh Kpassagnon	
LILB	53 Anthony Hitchens	44 Dorian O'Daniel	
RILB	59 Reggie Ragland	56 Ben Niemann	
ROLB	55 Dee Ford	57 Breeland Speaks	51 Frank Zombo
LCB	20 Steven Nelson	39 Tremon Smith	22 Orlando Scandrick
RCB	23 Kendall Fuller	35 Charvarius Ward	
S	29 Eric Berry	21 Eric Murray	38 Ron Parker
S	49 Daniel Sorensen	24 Jordan Lucas	

SPECIALISTS

P	2 Dustin Colquitt	7 Harrison Butker
K	7 Harrison Butker	2 Dustin Colquitt
H	2 Dustin Colquitt	
LS	41 James Winchester	
PR	10 Tyreek Hill	
KR	39 Tremon Smith	

Rookies Underlined

PRONUNCIATION GUIDE

Tyreek Hill	tie-REEK
Travis Kelce	KEL-see
Tanoh Kpassagnon	TAWN-o pass-N-yo
Ben Niemann	NEE-man
Derrick Nnadi	NAH-dee
Austin Reiter	RIGHT-er
Tremon Smith	Tray-mon
Charvarius Ward	CHAR-Vair-EE-us
Charcandrick West	Char-can-drick
Xavier Williams	EX-zay-vier
Andrew Wylie	WHY-lee

HOW THE 2018 CHIEFS ROSTER WAS BUILT

(As of January 14, 2019)

YEAR	DRAFT	FREE AGENTS	TRADE/WAIVERS
2005	P Dustin Colquitt (3)		
2006			
2007			
2008			
2009			
2010	S Eric Berry (1)		
2011	LB Justin Houston (3a) DL Allen Bailey (3b)		
2012			
2013	T Eric Fisher (1) TE Travis Kelce (3a)	TE Demetrius Harris (CFA)	FB Anthony Sherman (T/ARI)
2014	LB Dee Ford (1)	RB Spencer Ware (FA) S Daniel Sorensen (FA)	
2015	C Mitch Morse (2) WR Chris Conley (3a) CB Steven Nelson (3b)	LS James Winchester (FA)	
2016	DL Chris Jones (2) DB Eric Murray (4b) WR Demarcus Robinson (4c) WR Tyreek Hill (5b)	T Mitchell Schwartz (UFA)	
2017	QB Patrick Mahomes (1) DL Tanoh Kpassagnon (2)	K Harrison Butker (FA) DT Justin Hamilton (FA) WR Marcus Kemp (FA)	LB Reggie Ragland (T/BUF) OL Cam Erving (T/CLE)
2018	LB Breeland Speaks (2) DT Derrick Nnadi (3a) LB Dorian O'Daniel (3b) CB Tremon Smith (6a) G Kahlil McKenzie (6b)	OL Andrew Wylie (FA) WR Sammy Watkins (UFA) LB Anthony Hitchens (UFA) QB Chad Henne (UFA) DT Xavier Williams (RFA) RB Damien Williams (UFA) LB Ben Niemann (CFA) RB Darrel Williams (CFA) CB Orlando Scandrick (FA) S Ron Parker (FA) LB Frank Zombo (FA) G Jeff Allen (FA) C Jimmy Murray (FA) TE Deon Yelder (FA) WR Gehrig Dieter (FA) RB Charcandrick West (FA) WR Kelvin Benjamin (FA)	CB Kendall Fuller (T/WAS) CB Charvarius Ward (T/DAL) S Jordan Lucas (T/MIA) OL Austin Reiter (W/CLE)
TOTAL ROSTER BREAKDOWN	21 Draft Choices	5 Unrestricted Free Agents 15 Free Agents 4 College Free Agents 1 Restricted Free Agent	1 Waiver Claims 6 Trades

2018 CHIEFS ROSTER BY EXPERIENCE

(As of January 14, 2019)

14th Year (1)
P Dustin Colquitt

11th Year (1)
CB Orlando Scandrick

10th Year (1)
QB Chad Henne

9th Year (2)
S Eric Berry
LB Frank Zombo

8th Year (4)
DL Allen Bailey
LB Justin Houston
S Ron Parker
FB Anthony Sherman

7th Year (2)
G Jeff Allen
T Mitchell Schwartz

6th Year (2)
T Eric Fisher
TE Travis Kelce

5th Year (9)
WR Kelvin Benjamin
LB Dee Ford
TE Demetrius Harris
LB Anthony Hitchens
S Daniel Sorensen
RB Spencer Ware
RB Charcandrick West
WR Sammy Watkins
RB Damien Williams

4th Year (6)
WR Chris Conley
OL Cam Erving
C Mitch Morse
CB Steven Nelson
DT Xavier Williams
LS James Winchester

3rd Year (8)
CB Kendall Fuller
WR Tyreek Hill
DL Chris Jones
S Jordan Lucas
DB Eric Murray
LB Reggie Ragland
OL Austin Reiter
WR Demarcus Robinson

2nd Year (4)
K Harrison Butker
DT Justin Hamilton
DL Tanoh Kpassagnon
QB Patrick Mahomes

1st Year (3)
WR Gehrig Dieter
WR Marcus Kemp
T Andrew Wylie

Rookies (10)
G Kahlil McKenzie
C Jimmy Murray
LB Ben Niemann
DT Derrick Nnadi
LB Dorian O'Daniel
CB Tremon Smith
LB Breeland Speaks
CB Charvarius Ward
RB Darrel Williams
TE Deon Yelder

2018 CHIEFS ROSTER BY DRAFT ROUND

[Overall selection in brackets]

1st Round (7)
[1] T Eric Fisher (2013) [4] WR Sammy Watkins (2014) [5] S Eric Berry (2010) [10] QB Patrick Mahomes (2017) [19] OL Cam Erving (2015-CLE) [23] LB Dee Ford (2014) [28] WR Kelvin Benjamin (2014-CAR)

2nd Round (8)
[37] T Mitchell Schwartz (2012 - CLE) [37] DL Chris Jones (2016) [41] LB Reggie Ragland (2016-BUF) [44] G Jeff Allen (2012) [46] LB Breeland Speaks (2018) [49] C Mitch Morse (2015) [57] QB Chad Henne (2008-MIA) [59] Tanoh Kpassagnon (2017)

3rd Round (9)
[63] TE Travis Kelce (2013) [70] LB Justin Houston (2011) [75] DT Derrick Nnadi (2018) [76] WR Chris Conley (2015) [84] CB Kendall Fuller (2016-WAS) [86] Allen Bailey (2011) [98] CB Steven Nelson (2015) [99] P Dustin Colquitt (2005) [100] LB Dorian O'Daniel (2018)

4th Round (3)
[106] DB Eric Murray (2016) [119] LB Anthony Hitchens (2014-DAL) [126] WR Demarcus Robinson (2016)

5th Round (3)
[136] FB Anthony Sherman (2011-ARI) [143] CB Orlando Scandrick (2008-DAL) [165] WR Tyreek Hill (2016)

6th Round (4)
[194] RB Spencer Ware (2013-SEA) [196] CB Tremon Smith (2018) [198] G Kahlil McKenzie (2018) [204] S Jordan Lucas (2016-MIA)

7th Round (2)
[222] OL Austin Reiter (2015-CLE) [233] K Harrison Butker (2017-CAR)

Undrafted (17)
TE Demetrius Harris (2013), LS James Winchester (2013 - PHI), RB Damien Williams (2014-MIA), DT Justin Hamilton (2015 - BUF), DT Xavier Williams (2015 - ARI), WR Marcus Kemp (2017), T Andrew Wylie (2017 - IND), LB Ben Niemann (2018), CB Charvarius Ward (2018 - DAL), RB Darrel Williams (2018), S Ron Parker (2011-SEA), LB Frank Zombo (2010-GB), C Jimmy Murray (2018), TE Deon Yelder (2018 - NO), S Daniel Sorensen (2014), WR Gehrig Dieter (2017), RB Charcandrick West (2014)

KANSAS CITY CHIEFS 2018 TRANSACTIONS

(as of 1/14/19)

Date	Player	Transaction
Jan. 3	AUGUSTA, Josh, NT	Reserve/Future Signing
Jan. 3	DORLEANT, Makinton, CB	Reserve/Future Signing
Jan. 3	PRICE, Sheldon, CB	Reserve/Future Signing
Jan. 3	SHIPPEN, Brandon, WR	Reserve/Future Signing
Jan. 4	IWORAH, Prince Charles, CB	Reserve/Future Signing
Jan. 8	ATKINSON, George, RB	Reserve/Future Signing
Jan. 8	BRAVERMAN, Daniel, WR	Reserve/Future Signing
Jan. 8	DIETER, Gehrig, WR	Reserve/Future Signing
Jan. 8	FIRKSER, Anthony, TE	Reserve/Future Signing
Jan. 8	GORDON, Dillon, OL	Reserve/Future Signing
Jan. 8	HOLMES, Tyrone, LB	Reserve/Future Signing
Jan. 8	JOHNSON, Kaleb, OL	Reserve/Future Signing
Jan. 8	PURCELL, Mike, NT	Reserve/Future Signing
Jan. 8	REDMOND, Will, CB	Reserve/Future Signing
Jan. 8	WYLIE, Andrew, OL	Reserve/Future Signing
Jan. 9	AMARO, Jace, TE	Reserve/Future Signing
Jan. 9	BIENIEMY, Eric	Named Offensive Coordinator
Jan. 12	MCCULLOUGH, Deland	Named Running Backs Coach
Jan. 15	MCGILL, T.Y., DL	Reserve/Future Signing
Jan. 29	KAFKA, Mike	Promoted to QB Coach
Jan. 29	DELEONE, Mark	Promoted to ILB Coach
Jan. 29	SMITH, Mike	Promoted to OLB Coach
Jan. 29	MATTHAEI, Corey	Promoted to Assistant Offensive Line Coach
Jan. 29	BLEYMAIER, Joe	Promoted to Pass Game Analyst/Asst. QB
Jan. 29	BRADDEN, Terry	Promoted to Def. Quality Control Coach
Jan. 29	VALAI, Jay	Named Def. Quality Control Coach
Jan. 29	GIRARDI, David	Named. Off. Quality Control Coach
Feb. 8	REVIS, Darrelle, CB	Released
Feb. 16	AMERSON, David, CB	Signed
Mar. 12	PARKER, Ron, S	Released
Mar. 12	HALI, Tamba, LB	Released
Mar. 13	WHITTINGHAM, Andrew	Named Defensive Assistant
Mar. 14	FULLER, Kendall, CB	Acquired via trade from Washington
Mar. 14	SMITH, Alex, QB	Traded
Mar. 14	PETERS, Marcus, CB	Traded
Mar. 14	SMITH, Terrance, LB	Signed
Mar. 14	THOMAS, De'Anthony, WR	Signed
Mar. 15	HITCHENS, Anthony, LB	Signed
Mar. 15	JENKINS, Jarvis, DE	Signed
Mar. 15	SHERMAN, Anthony, FB	Signed
Mar. 15	WATKINS, Sammy, WR	Signed
Mar. 15	COLQUITT, Dustin, P	Signed
Mar. 16	DEVEY, Jordan, G	Signed
Mar. 16	HENNE, Chad, QB	Signed
Mar. 20	CHARLES, Stefan, DT	Signed
Mar. 21	WILLIAMS, Xavier, DT	Signed
Mar. 22	WILLIAMS, Damien, RB	Signed
Mar. 30	MCGLOIN, Matt, QB	Signed
Mar. 30	SPRUCE, Nelson, WR	Signed
April 3	GOLDEN, Robert, S	Signed
April 4	ATKINSON, George, RB	Waived
April 7	TOUB, Dave	Named Assistant Head Coach
April 9	WRIGHT, Tim, TE	Signed
April 16	WILLIAMS, Kerywnn, RB	Signed
April 27	SPEAKS, Breeland, LB	Drafted in 2nd round
April 27	NNADI, Derrick, DT	Drafted in 3rd round
April 27	O'DANIEL, Dorian, LB	Drafted in 3rd round
April 28	WATTS, Armani, S	Drafted in 4th round
April 28	SMITH, Tremon, CB	Drafted in 6th round
April 28	MCKENZIE, Kahlil, G	Drafted in 6th round
April 30	FIRKSER, Anthony, TE	Waived
April 30	PURCELL, Mike, NT	Waived
April 30	PRICE, Sheldon, DB	Released
May 2	NICOLAS, Dadi, LB	Traded
May 2	TELFER, Randall, TE	Acquired via trade from Cleveland
May 3	AUGUSTA, Josh, NT	Waived
May 3	CHARLES, Orson, TE	Released
May 4	TEFLER, Randall, TE	Trade Nullified
May 4	NICOLAS, Dadi, LB	Waived
May 4	DAVISON, Raymond, LB	Signed
May 4	HUNTER, Ryan, T	Signed
May 4	LINER, Dee, T	Signed
May 4	LITTON, Chase, QB	Signed
May 4	MACK, Blake, TE	Signed
May 4	MARKS, Elijah, WR	Signed
May 4	MOORE, John David, RB	Signed
May 4	MURRAY, James, C	Signed
May 4	NIEMANN, Ben, LB	Signed
May 4	PRINGLE, Byron, WR	Signed
May 4	SEYMOUR, Devondre, T	Signed
May 4	SPRINGS, Arrion, DB	Signed
May 4	WADE, D'Montre, DB	Signed
May 4	WILLIAMS, Darrel, RB	Signed
May 7	SMITH, Tremon, CB	Signed
May 8	IWORAH, Prince Charles, DB	Waived
May 8	SEYMOUR, DeVondre, T	Waived
May 8	SHIPPEN, Brandon, WR	Waived
May 8	SPRUCE, Nelson, WR	Waived
May 8	HUNT, Akeem, RB	Waived (Reverts to Reserve/PUP)
May 8	DURHAM, Step, DB	Signed
May 8	KOROMA, Tejan, C	Signed
May 8	MCCRAY, Robert, OLB	Signed
May 8	REAVES, Malik, DB	Signed
May 8	SMALLWOOD, Jordan, WR	Signed
May 8	CHARLES, Stefan, DT	Released
May 8	ELLIS, Alex, TE	Claimed off waivers
May 10	NUNEZ-ROCHES, Rakeem, DE	Waived
May 10	CHARLES, Stefan, DT	Signed
May 14	WATTS, Armani. S	Signed
May 14	MCKENZIE, Kahlil, G	Signed
May 16	SMALLWOOD, Jordan, WR	Released
May 16	GRAYSON, Davon, WR	Signed
May 24	SPEAKS, Breeland, LB	Signed
May 29	O'DANIEL, Dorian, LB	Signed
May 29	GRAYSON, Davon, WR	Waived
May 30	SMALLWOOD, Jordan, WR	Signed
June 14	JOHNSON, Kaleb, G	Waived
June 14	REAVES, Malik, DB	Waived
June 14	MOORE, J.D., RB	Waived/injured
June 14	BROWN, Algernon, RB	Signed
June 14	CROCKETT, Josh, WR	Signed
June 14	SPAIN, Bentley, T	Signed
June 14	NNADI, Derrick, NT	Signed
June 20	HUNT, Akeem, RB	Waived with injury settlement
July 25	MARKS, Elijah, WR	Waived
July 27	PURCELL, Mike, DT	Signed
July 31	LAMPKIN, Ashton, CB	Waived (Reverts to Reserve/PUP)
July 31	PETERS, Otha, LB	Signed
Aug. 5	KOROMA, Tejan, OL	Waived/Injured
Aug. 7	COOPER, Ethan, G	Claimed
Aug. 10	LAMPKIN, Ashton, CB	Injury Settlement
Aug. 10	GORDON, Dillon, T	Waived/Injury
Aug. 10	OFFICER, Alex, G	Signed
Aug. 13	OFFICER, Alex, G	Waived
Aug. 13	LAWRY, Ray, RB	Signed
Aug. 15	GOLDEN, Robert, S	Released
Aug. 19	SCANDRICK, Orlando, CB	Signed
Aug. 22	WEST, Charcandrick, RB	Released
Aug. 31	EHINGER, Parker, G	Traded
Aug. 31	WARD, Charvarius, CB	Acquired via trade with Dallas
Aug. 31	LUCAS, Jordan, S	Acquired via trade with Miami
Sept. 1	AMARO, Jace, TE	Waived
Sept. 1	BRAVERMAN, Daniel, WR	Waived
Sept. 1	BROWN, Algernon, RB	Waived
Sept. 1	CHESSON, Jehu, WR	Waived
Sept. 1	COOPER, Ethan, G	Waived
Sept. 1	CROCKETT, Josh, WR	Waived
Sept. 1	DAVISON, Raymond, LB	Waived
Sept. 1	DIETER, Gehrig, WR	Waived
Sept. 1	Dorleant, Makinton, DB	Waived
Sept. 1	ELIGWE, Ukeme, LB	Waived
Sept. 1	HOLMES, Tyrone, LB	Waived
Sept. 1	HUNTER, Ryan, T	Waived
Sept. 1	LAWRY, Ray, RB	Waived
Sept. 1	LINER, Dee, DT	Waived

Sept. 1	LITTON, Chase, QB	Waived
Sept. 1	MACK, Blake, WR	Waived
Sept. 1	MCCRAY, Rob, LB	Waived
Sept. 1	MCGILL, T.Y., NT	Waived
Sept. 1	MCQUAY, Leon, DB	Waived
Sept. 1	MURRAY, Jimmy, C	Waived
Sept. 1	PETERS, Otha, LB	Waived
Sept. 1	PURCELL, Mike, NT	Waived
Sept. 1	REDMOND, Will, DB	Waived
Sept. 1	SMALLWOOD, Jordan, WR	Waived
Sept. 1	SPAIN, Bentley, T	Waived
Sept. 1	SPRINGS, Arrion, DB	Waived
Sept. 1	STERNS, Jordan, S	Waived
Sept. 1	WADE, D'Montre, DB	Waived
Sept. 1	AMERSON, David, CB	Released
Sept. 1	CHARLES, Stefan, DT	Released
Sept. 1	WILLIAMS, Kerwynn, RB	Released
Sept. 1	WRIGHT, Tim, TE	Released
Sept. 1	ZOMBO, Frank, LB	Released
Sept. 1	DURHAM, Step, DB	Waived/Injured
Sept. 1	REASER, Keith, DB	Waived/Injured
Sept. 1	PRINGLE, Byron, WR	Placed on IR
Sept. 2	BOETTGER, Ike, G	Claimed off waivers
Sept. 2	MCGLOIN, Matt, QB	Released
Sept. 2	CROCKETT, Josh, WR	Signed to practice squad
Sept. 2	DIETER, Gehrig, WR	Signed to practice squad
Sept. 2	HUNTER, Ryan, T	Signed to practice squad
Sept. 2	LINER, Dee, DT	Signed to practice squad
Sept. 2	LITTON, Chase, QB	Signed to practice squad
Sept. 2	MCCRAY, Robert, LB	Signed to practice squad
Sept. 2	MCQUAY, Leon, S	Signed to practice squad
Sept. 2	MURRAY, James, C	Signed to practice squad
Sept. 2	SPRINGS, Arrion, DB	Signed to practice squad
Sept. 2	WADE, D'Montre, DB	Signed to practice squad
Sept. 2	SORENSEN, Daniel, S	Placed on IR
Sept. 2	PARKER, Ron, S	Signed
Sept. 3	WITZMANN, Bryan, G	Released
Sept. 3	REITER, Austin, OL	Claimed off waivers
Sept. 4	ERVING, Cam, OL	Signed to contract extension
Sept. 4	LINER, Dee, DT	Released from practice squad
Sept. 4	IVIE, Joey, DT	Signed to practice squad
Sept. 11	BOETTGER, Ike, G	Waived
Sept. 12	REASER, Keith, CB	Injury settlement
Sept. 17	SPRINGS, Arrion, DB	Released from practice squad
Sept. 17	WELLS, David, TE	Signed to practice squad
Oct. 2	ELLIS, Alex, TE	Waived/Injured
Oct. 2	SHAW, Josh, CB	Signed
Oct. 8	WELLS, David, TE	Released from practice squad
Oct. 8	MCQUAY, LEON, DB	Signed to practice squad
Oct. 9	DUVERNAY-TARDIF, Laurent, G	Placed on IR
Oct. 9	WATTS, Armani, S	Placed on IR
Oct. 9	ZOMBO, Frank, LB	Signed
Oct. 9	MCCRAY, Rob, LB	Practice Squad; Injured
Oct. 9	ORCHARD, Nate, LB	Signed
Oct. 9	WELLS, David, TE	Signed to practice squad
Oct. 13	THOMAS, De'Anthony, WR	Placed on IR
Oct. 13	MCQUAY, Leon, S	Released from practice squad
Oct. 13	MCQUAY, Leon, S	Signed
Oct. 16	MCQUAY, Leon, S	Waived
Oct. 16	ALLEN, Jeff, G	Signed
Oct. 17	MCQUAY, Leon, S	Signed to practice squad
Oct. 23	DEVEY, Jordan, G	Placed on IR
Oct. 23	SMITH, Terrance, LB	Placed on IR
Oct. 23	MURRAY, Jimmy, C	Released from practice squad
Oct. 23	YELDER, Deon, TE	Released from practice squad
Oct. 23	MURRAY, Jimmy, C	Signed
Oct. 23	YELDER, Deon, TE	Signed
Oct. 23	MURPHY, Pace, T	Signed to practice squad
Oct. 23	DAVISON, Raymond, LB	Signed to practice squad
Nov. 6	ORCHARD, Nate, LB	Waived
Nov. 6	SORENSEN, Daniel, S	Activated from IR
Nov. 17	SHAW, Josh, DB	Waived
Nov. 18	DIETER, Gehrig, WR	Released from practice squad
Nov. 18	DIETER, Gehrig, WR	Signed
Nov. 18	HAWKINS, Josh, DB	Signed to practice squad
Nov. 30	HUNT, Kareem, RB	Waived
Dec. 1	HAWKINS, Josh, DB	Released from practice squad
Dec. 3	HAWKINS, Josh, DB	Signed to practice squad
Dec. 3	WEST, Charcandrick, RB	Signed
Dec. 4	HAWKINS, Josh, DB	Released from practice squad
Dec. 4	RICHARDSON, Horace, DB	Signed to practice squad
Dec. 7	JENKINS, Jarvis, DE	Waived
Dec. 7	BENJAMIN, Kelvin, WR	Signed
Dec. 7	REITER, Austin, OL	Signed to contract extension
Dec. 28	WILLIAMS, Damien, RB	Signed to contract extension
Jan. 8	COOPER, Chris, DB	Signed to practice squad

DUSTIN COLQUITT

PUNTER

2

14TH SEASON | 14TH YEAR WITH THE CHIEFS | COLLEGE: TENNESSEE

BIRTHDAY	HEIGHT	WEIGHT	ACQUIRED	
05/06/82	6'3"	210	D3-05	PRO BOWL '13 PRO BOWL '17

DUSTIN COLQUITT - NFL REGULAR SEASON PUNTING STATISTICS

DATE	TEAM	GP	NO.	YDS.	AVG.	OPP. RET.	YDS.	NET. YDS.	AVG.	TB	IN20	LG	BK
2005	Chiefs	16	65	2,564	39.4	23	179	2,285	35.2	5	27	62	0
2006	Chiefs	16	71	3,145	44.3	32	254	2,791	39.3	5	23	72	0
2007	Chiefs	16	95	4,322	45.5	50	387	3,755	39.1	9	27	81	1
2008	Chiefs	14	70	3,110	44.4	28	209	2,741	39.2	8	27	73	0
2009	Chiefs	16	96	4,361	45.4	40	285	3,956	40.8	6	41	70	1
2010	Chiefs	16	88	3,908	44.4	42	361	3,347	37.6	10	33	72	1
2011	Chiefs	16	89	4,084	45.9	36	411	3,573	40.1	5	27	68	0
2012	Chiefs	16	83	3,887	46.8	27	362	3,385	40.8	7	45	71	0
2013	Chiefs	16	87	4,005	46.0	38	246	3,539	40.2	11	35	65	1
2014	Chiefs	16	71	3,164	44.6	29	190	2,874	40.5	5	31	69	0
2015	Chiefs	16	75	3,333	44.4	26	170	3,063	40.8	5	37	62	0
2016	Chiefs	16	76	3,427	45.1	30	157	3,090	40.7	9	38	64	0
2017	Chiefs	16	65	2,936	45.2	24	164	2,672	41.1	5	29	77	0
2018	Chiefs	16	45	2,021	44.9	17	97	1,824	40.5	5	21	67	0
NFL TOTALS		**222**	**1,076**	**48,267**	**44.9**	**442**	**3,472**	**42,895**	**39.7**	**95**	**441**	**81**	**4**

DUSTIN COLQUITT - NFL POSTSEASON PUNTING STATISTICS

DATE	TEAM	GP	NO.	YDS.	AVG.	OPP. RET.	YDS.	NET. YDS.	AVG.	TB	IN20	LG	BK
2006	Chiefs	1	6	314	52.3	3	28	286	47.7	0	1	66	0
2010	Chiefs	1	3	153	51.0	0	0	113	37.7	2	1	54	0
2013	Chiefs	1	2	78	39.0	0	0	78	39.0	0	1	47	0
2015	Chiefs	2	7	288	41.1	1	22	266	38.0	0	5	56	0
2016	Chiefs	1	4	183	45.8	2	9	174	43.5	0	1	54	0
2017	Chiefs	1	5	250	50.0	3	18	212	42.4	1	0	54	0
2018	Chiefs	2	8	327	40.9	3	38	289	32.1	0	3	59	1
NFL TOTALS		**9**	**35**	**1,593**	**45.5**	**12**	**115**	**1,418**	**39.4**	**3**	**12**	**66**	**1**

2018 GAME-BY-GAME REGULAR SEASON STATISTICS (CHIEFS)

DATE	OPPONENT		NO.	YDS.	AVG.	OPP. RET.	YDS.	NET. YDS.	AVG	TB	IN20	LG	BK	W/L	SCORE
09/09	at Chargers	P	5	256	51.2	2	-5	261	52.2	0	3	67	0	W	38-28
09/16	at Steelers	P	2	100	50.0	1	6	94	47.0	0	1	55	0	W	42-37
09/23	49ERS	P	2	87	43.5	1	1	86	43.0	0	1	48	0	W	38-27
10/01	at Broncos	P	4	168	42.0	1	2	126	31.5	2	0	44	0	W	27-23
10/07	JAGUARS	P	2	116	58.0	1	6	110	55.0	0	1	63	0	W	30-14
10/14	at Patriots	P	1	51	51.0	0	0	51	51.0	0	0	51	0	L	40-43
10/21	BENGALS	P	0	0	0.0	0	0	0	0.0	0	0	0	0	W	45-10
10/28	BRONCOS	P	5	196	39.2	2	13	163	32.6	1	3	55	0	W	30-23
11/04	at Browns	P	2	63	31.5	1	1	62	31.0	0	2	42	0	W	37-21
11/11	CARDINALS	P	5	233	46.6	3	8	205	41.0	1	3	52	0	W	26-14
11/19	at Rams	P	3	142	47.3	1	-3	145	48.3	0	2	52	0	L	51-54
12/02	at Raiders	P	3	123	41.0	0	0	123	41.0	0	0	45	0	W	40-33
12/09	RAVENS	P	3	111	37.0	1	55	56	18.7	0	2	50	0	W	27-24+
12/13	CHARGERS	P	4	203	50.8	1	0	183	45.8	1	1	61	0	L	28-29
12/23	at Seahawks	P	3	144	48.0	2	13	131	43.7	0	1	57	0	L	31-38
12/30	RAIDERS	P	1	28	28.0	0	0	28	28.0	0	1	28	0	W	35-3
2018 TOTALS		**16**	**45**	**2,021**	**44.9**	**17**	**97**	**1,824**	**40.5**	**5**	**21**	**67**	**0**	**12-4**	

+ - Overtime

2018 GAME-BY-GAME POSTSEASON STATISTICS (CHIEFS)

DATE	OPPONENT		NO.	YDS.	AVG.	OPP. RET.	YDS.	NET. YDS.	AVG	TB	IN20	LG	BK	W/L	SCORE
01/12	COLTS	P	3	110	36.7	0	0	110	27.5	0	2	50	1	W	31-13
01/20	PATRIOTS	P	5	217	43.4	3	38	179	35.8	0	1	59	0	L	31-37+
2018 TOTALS		**2**	**8**	**327**	**40.9**	**3**	**38**	**289**	**32.1**	**0**	**3**	**59**	**1**	**1-1**	

+ - Overtime

CHAD HENNE

QUARTERBACK

4

10TH SEASON	1ST YEAR WITH THE CHIEFS	COLLEGE: MICHIGAN

BIRTHDAY	HEIGHT	WEIGHT	ACQUIRED
07/02/85	6'3"	222	UFA-18

CHAD HENNE - NFL REGULAR SEASON PASSING STATISTICS

DATE	TEAM	GP	GS	ATT.	CMP.	PCT.	YDS	AVG.	TD	INT.	LG	SK	LST	RATE
2008	Dolphins	3	0	12	7	58.3	67	5.6	0	0	19	0	0	74.0
2009	Dolphins	14	13	451	274	60.8	2,878	6.4	12	14	67	26	176	75.2
2010	Dolphins	15	14	490	301	61.4	3,301	6.7	15	19	57t	30	178	75.4
2011	Dolphins	4	4	112	64	57.1	868	7.8	4	4	41	11	67	79.0
2012	Jaguars	10	6	308	166	53.9	2,084	6.8	11	11	81t	28	169	72.2
2013	Jaguars	15	13	503	305	60.6	3,241	6.4	13	14	62t	38	243	76.5
2014	Jaguars	3	3	78	42	53.8	492	6.3	3	1	63t	16	105	80.7
2015	Jaguars	0	0	0	0	0.0	0	0.0	0	0	0	0	0	0.0
2016	Jaguars	1	0	0	0	0.0	0	0.0	0	0	0	0	0	0.0
2017	Jaguars	2	0	2	0	0.0	0	0.0	0	0	0	0	0	39.6
2018	Chiefs	1	0	3	2	66.7	29	9.7	0	0	22	0	0	97.9
TOTALS		**68**	**53**	**1,959**	**1,161**	**59.3**	**12,960**	**6.6**	**58**	**63**	**81t**	**149**	**938**	**75.5**

CHAD HENNE - NFL POSTSEASON PASSING STATISTICS

DATE	TEAM	GP	GS	ATT.	CMP.	PCT.	YDS	AVG.	TD	INT.	LG	SK	LST	RATE
2008	Dolphins	0	0	0	0	0.0	0	0.0	0	0	0	0	0	0.0
2017	Jaguars	0	0	0	0	0.0	0	0.0	0	0	0	0	0	0.0
2018	Chiefs	0	0	0	0	0.0	0	0.0	0	0	0	0	0	0.0
TOTALS		**0**	**0**	**0**	**0**	**0.0**	**0**	**0.0**	**0**	**0**	**0**	**0**	**0**	**0.0**

CHAD HENNE - NFL REGULAR SEASON RUSHING STATISTICS

DATE	TEAM	NO.	YDS.	AVG.	LG	TD
2008	Dolphins	0	0	0.0	0	0
2009	Dolphins	16	32	2.0	12	1
2010	Dolphins	35	52	1.5	10	0
2011	Dolphins	15	112	7.5	20	1
2012	Jaguars	19	64	3.4	15	1
2013	Jaguars	27	77	2.9	14	0
2014	Jaguars	4	25	6.3	12	0
2015	Jaguars	0	0	0.0	0	0
2016	Jaguars	1	-2	-2.0	0	0
2017	Jaguars	5	-5	-1.0	0	0
2018	Chiefs	1	3	3.0	3	0
TOTALS		**123**	**358**	**2.9**	**20**	**3**

CHAD HENNE - NFL POSTSEASON RUSHING STATISTICS

DATE	TEAM	NO.	YDS.	AVG.	LG	TD
2008	Dolphins	0	0	0.0	0	0
2017	Jaguars	0	0	0.0	0	0
2018	Chiefs	0	0	0.0	0	0
TOTALS		**0**	**0**	**0.0**	**0**	**0**

2018 GAME-BY-GAME REGULAR SEASON STATISTICS (CHIEFS)

			PASSING											RUSHING					
DATE	OPPONENT	P/S	ATT	CMP	YDS	PCT	Y/A	Y/C	TD	INT	LG	SK/YD	RATE	ATT	YDS	LG	TD	W/L	SCORE
09/09	at Chargers								DID NOT PLAY									W	38-28
09/16	at Steelers								DID NOT PLAY									W	42-37
09/23	49ERS								DID NOT PLAY									W	38-27
10/01	at Broncos								DID NOT PLAY									W	27-23
10/07	JAGUARS								DID NOT PLAY									W	30-14
10/14	at Patriots								DID NOT PLAY									L	40-43
10/21	BENGALS								DID NOT PLAY									W	45-10
10/28	BRONCOS								DID NOT PLAY									W	30-23
11/04	at Browns								DID NOT PLAY									W	37-21
11/11	CARDINALS								DID NOT PLAY									W	26-14
11/19	at Rams								DID NOT PLAY									L	51-54
12/02	at Raiders								DID NOT PLAY									W	40-33
12/09	RAVENS								DID NOT PLAY									W	27-24+
12/13	CHARGERS								DID NOT PLAY									L	28-29
12/23	at Seahawks								DID NOT PLAY									L	31-38
12/30	RAIDERS	P	3	2	29	66.7	9.7	14.5	0	0	22	0/0	97.9	1	3	3	0	W	35-3
2018	**TOTALS**	**1-0**	**3**	**2**	**29**	**66.7**	**9.7**	**14.5**	**0**	**0**	**22**	**0/0**	**97.9**	**1**	**3**	**3**	**0**	**12-4**	

+ - Overtime

2018 GAME-BY-GAME POSTSEASON STATISTICS (CHIEFS)

			PASSING											RUSHING					
DATE	OPPONENT	P/S	ATT	CMP	YDS	PCT	Y/A	Y/C	TD	INT	LG	SK/YD	RATE	ATT	YDS	LG	TD	W/L	SCORE
01/12	COLTS								DID NOT PLAY									W	31-13
01/20	PATRIOTS								DID NOT PLAY									L	31-37+
2018	**TOTALS**	**0-0**	**0**	**0**	**0**	**0.0**	**0.0**	**0.0**	**0**	**0**	**0**	**0/0**	**0.0**	**0**	**0**	**0**	**0**	**1-1**	

+ - Overtime

HARRISON BUTKER

KICKER

7

2ND SEASON | **2ND** YEAR WITH THE CHIEFS | **COLLEGE:** GEORGIA TECH

BIRTHDAY	HEIGHT	WEIGHT	ACQUIRED
07/14/95	6'4"	205	FA-17

HARRISON BUTKER - NFL REGULAR SEASON STATISTICS

DATE	TEAM	GP	FGM	FGA	PCT.	LG	XP	XPA	PCT.	BLK	PTS
2017	Panthers	0	0	0	0.0	0	0	0	0.0	0	0
					Went from **Panthers** to **Chiefs**.						
2017	Chiefs	13	38	42	90.5	53	28	28	100.0	0	142
2017	TOTAL	13	38	42	90.5	53	28	28	100.0	0	142
2018	Chiefs	16	24	27	88.9	54	65	69	94.2	0	137
NFL	**TOTALS**	**29**	**62**	**69**	**89.9**	**54**	**93**	**97**	**95.9**	**0**	**279**

HARRISON BUTKER - NFL POSTSEASON STATISTICS

DATE	TEAM	GP	FGM	FGA	PCT.	LG	XP	XPA	PCT.	BLK	PTS
2017	Chiefs	1	0	1	0.0	0	3	3	100.0	0	3
2018	Chiefs	2	2	2	100.0	39	8	8	100.0	0	14
NFL TOTALS		**3**	**2**	**3**	**66.7**	**39**	**11**	**11**	**100.0**	**0**	**17**

REGULAR SEASON FIELD-GOAL ACCURACY

DATE	TEAM	1-19	PCT.	20-29	PCT.	30-39	PCT.	40-49	PCT.	50+	PCT.
2017	Panthers	0-0	0.0	0-0	0.0	0-0	0.0	0-0	0.0	0-0	0.0
					Went from **Panthers** to **Chiefs**.						
2017	Chiefs	0-0	0.0	8-8	100.0	16-17	94.1	10-12	83.3	4-5	80.0
2017	TOTAL	0-0	0.0	8-8	100.0	16-17	94.1	10-12	83.3	4-5	80.0
2018	Chiefs	0-0	0.0	9-9	100.0	7-7	100.0	6-7	85.7	2-4	50.0
NFL TOTALS		**0-0**	**0.0**	**17-17**	**100.0**	**23-24**	**95.8**	**16-19**	**84.2**	**6-9**	**66.7**

POSTSEASON FIELD-GOAL ACCURACY

DATE	TEAM	1-19	PCT.	20-29	PCT.	30-39	PCT.	40-49	PCT.	50+	PCT.
2017	Chiefs	0-0	0.0	0-0	0.0	0-0	0.0	0-1	0.0	0-0	0.0
2018	Chiefs	0-0	0.0	0-0	0.0	2-2	100.0	0-0	0.0	0-0	0.0
NFL TOTALS		**0-0**	**0.0**	**0-0**	**0.0**	**2-2**	**100.0**	**0-1**	**0.0**	**0-0**	**0.0**

2018 GAME-BY-GAME REGULAR SEASON STATISTICS (CHIEFS)

			FIELD GOALS				EXTRA POINTS						
DATE	OPPONENT		FGM	FGA	PCT	LG	XP	XPA	PCT	BLK	PTS	W/L	SCORE
09/09	at Chargers	P	1	1	100.0	46	5	5	100.0	0	8	W	38-28
09/16	at Steelers	P	0	0	0.0	0	6	6	100.0	0	6	W	42-37
09/23	49ERS	P	1	1	100.0	37	5	5	100.0	0	8	W	38-27
10/01	at Broncos	P	2	2	100.0	33	3	3	100.0	0	9	W	27-23
10/07	JAGUARS	P	3	3	100.0	42	3	3	100.0	0	12	W	30-14
10/14	at Patriots	P	4	4	100.0	43	4	4	100.0	0	16	L	40-43
10/21	BENGALS	P	1	2	50.0	26	6	6	100.0	0	9	W	45-10
10/28	BRONCOS	P	1	1	100.0	24	3	4	75.0	0	6	W	30-23
11/04	at Browns	P	1	1	100.0	39	4	5	80.0	0	7	W	37-21
11/11	CARDINALS	P	2	2	100.0	46	2	2	100.0	0	8	W	26-14
11/19	at Rams	P	1	1	100.0	21	6	7	85.7	0	9	L	51-54
12/02	at Raiders	P	2	2	100.0	50	4	5	80.0	1	10	W	40-33
12/09	RAVENS	P	2	4	50.0	35	3	3	100.0	0	9	W	27-24+
12/13	CHARGERS	P	0	0	0.0	0	4	4	100.0	0	4	L	28-29
12/23	at Seahawks	P	3	3	100.0	54	2	2	100.0	0	11	L	31-38
12/30	RAIDERS	P	0	0	0.0	0	5	5	100.0	0	5	W	35-3
2018 TOTALS		**16**	**24**	**27**	**88.9**	**54**	**65**	**69**	**94.2**	**1**	**137**	**12-4**	

+ - Overtime

2018 GAME-BY-GAME POSTSEASON STATISTICS (CHIEFS)

			FIELD GOALS				EXTRA POINTS						
DATE	OPPONENT		FGM	FGA	PCT	LG	XP	XPA	PCT	BLK	PTS	W/L	SCORE
01/12	COLTS	P	1	1	100.0	39	4	4	100.0	0	7	W	31-13
01/20	PATRIOTS	P	1	1	100.0	39	4	4	100.0	0	7	L	31-37+
2018 TOTALS		**2**	**2**	**2**	**100.0**	**39**	**8**	**8**	**100.0**	**0**	**14**	**1-1**	

+ - Overtime

TYREEK HILL

WIDE RECEIVER

10

3RD SEASON | 3RD YEAR WITH THE CHIEFS | COLLEGE: WEST ALABAMA

BIRTHDAY	HEIGHT	WEIGHT	ACQUIRED
03/01/94	5'10"	185	D5b-16

PRO BOWL '17 PRO BOWL '18

TYREEK HILL - NFL REGULAR SEASON STATISTICS

				RECEIVING					RUSHING				
DATE	TEAM	GP	GS	NO.	YDS	AVG	LG	TD	NO.	YDS.	AVG.	LG	TD
2016	Chiefs	16	1	61	593	9.7	49	6	24	267	11.1	70t	3
2017	Chiefs	15	13	75	1,183	15.8	79t	7	17	59	3.5	16	0
2018	Chiefs	16	16	87	1,479	17.0	75t	12	22	151	6.9	33	1
NFL TOTALS		47	30	223	3,255	14.6	79t	25	63	477	7.6	70t	4

TYREEK HILL - NFL POSTSEASON STATISTICS

				RECEIVING					RUSHING				
DATE	TEAM	GP	GS	NO.	YDS	AVG	LG	TD	NO.	YDS.	AVG.	LG	TD
2016	Chiefs	1	0	4	27	6.8	9	0	3	18	6.0	8	0
2017	Chiefs	1	1	7	87	12.4	45	0	1	14	14.0	14	0
2018	Chiefs	2	2	9	114	12.7	42	0	1	36	36.0	36t	1
NFL TOTALS		4	3	20	228	11.4	45	0	5	68	13.6	36t	1

TYREEK HILL - NFL REGULAR SEASON RETURN STATISTICS

		KICKOFF RETURNS					PUNT RETURNS					
DATE	TEAM	RET.	YDS.	AVG.	LG	TD	NO.	FC	YDS	AVG	LG	TD
2016	Chiefs	14	384	27.4	86t	1	39	8	592	15.2	95t	2
2017	Chiefs	0	0	0.0	0	0	25	9	204	8.2	82t	1
2018	Chiefs	0	0	0.0	0	0	20	3	213	10.7	91t	1
NFL TOTALS		14	384	27.4	86t	1	84	20	1,009	12.0	95t	4

TYREEK HILL - NFL POSTSEASON RETURN STATISTICS

		KICKOFF RETURNS					PUNT RETURNS					
DATE	TEAM	RET.	YDS.	AVG.	LG	TD	NO.	FC	YDS	AVG	LG	TD
2016	Chiefs	4	72	18.0	21	0	0	0	0	0.0	0	0
2017	Chiefs	1	17	17.0	17	0	2	0	8	4.0	8	0
2018	Chiefs	0	0	0.0	0	0	6	2	-5	-0.8	4	0
NFL TOTALS		5	89	17.8	21	0	8	2	3	0.4	8	0

2018 GAME-BY-GAME REGULAR SEASON STATISTICS (CHIEFS)

			RECEIVING				RUSHING					
DATE	OPPONENT	P/S	NO	YDS	LG	TD	ATT	YDS	LG	TD	W/L	SCORE
09/09	at Chargers	S	7	169	58t	2	2	4	7	0	W	38-28
09/16	at Steelers	S	5	90	36	1	0	0	0	0	W	42-37
09/23	49ERS	S	2	51	42	0	2	5	5	0	W	38-27
10/01	at Broncos	S	9	54	15	0	1	2	2	0	W	27-23
10/07	JAGUARS	S	4	61	36	0	2	26	21	0	W	30-14
10/14	at Patriots	S	7	142	75t	3	1	0	0	0	L	40-43
10/21	BENGALS	S	7	68	27	1	2	8	6	0	W	45-10
10/28	BRONCOS	S	3	70	40	0	0	0	0	0	W	30-23
11/04	at Browns	S	4	69	40	0	2	16	12	0	W	37-21
11/11	CARDINALS	S	7	117	38	2	1	20	20	0	W	26-14
11/19	at Rams	S	10	215	73t	2	0	0	0	0	L	51-54
12/02	at Raiders	S	1	13	13	0	2	37	33	0	W	40-33
12/09	RAVENS	S	8	139	48	0	1	6	6	0	W	27-24+
12/13	CHARGERS	S	4	46	33	0	3	-5	0	0	L	28-29
12/23	at Seahawks	S	4	74	32	0	2	17	9	0	L	31-38
12/30	RAIDERS	S	5	101	67t	1	1	15	15t	1	W	35-3
2018 TOTALS		**16-16**	**87**	**1,479**	**75t**	**12**	**22**	**151**	**33**	**1**	**12-4**	

+ - Overtime

2018 GAME-BY-GAME POSTSEASON STATISTICS (CHIEFS)

			RECEIVING				RUSHING					
DATE	OPPONENT	P/S	NO	YDS	LG	TD	ATT	YDS	LG	TD	W/L	SCORE
01/12	COLTS	S	8	72	17	0	1	36	36t	1	W	31-13
01/20	PATRIOTS	S	1	42	42	0	0	0	0	0	L	31-37+
2018 TOTALS		**2-2**	**9**	**114**	**42**	**0**	**1**	**36**	**36t**	**1**	**1-1**	

+ - Overtime

DEMARCUS ROBINSON

WIDE RECEIVER

11

3RD SEASON | 3RD YEAR WITH THE CHIEFS | COLLEGE: FLORIDA

BIRTHDAY	HEIGHT	WEIGHT	ACQUIRED
09/21/94	6'1"	203	D4c-16

DEMARCUS ROBINSON - NFL REGULAR SEASON STATISTICS

				RECEIVING					RUSHING				
DATE	TEAM	GP	GS	NO.	YDS	AVG	LG	TD	NO.	YDS.	AVG.	LG	TD
2016	Chiefs	16	0	0	0	0.0	0	0	0	0	0.0	0	0
2017	Chiefs	16	8	21	212	10.1	33	0	0	0	0.0	0	0
2018	Chiefs	16	5	22	288	13.1	89t	4	0	0	0.0	0	0
NFL TOTALS		**48**	**13**	**43**	**500**	**11.6**	**89t**	**4**	**0**	**0**	**0.0**	**0**	**0**

DEMARCUS ROBINSON - NFL POSTSEASON STATISTICS

				RECEIVING					RUSHING				
DATE	TEAM	GP	GS	NO.	YDS	AVG	LG	TD	NO.	YDS.	AVG.	LG	TD
2016	Chiefs	1	0	0	0	0.0	0	0	0	0	0.0	0	0
2017	Chiefs	1	1	4	57	14.3	15	1	0	0	0.0	0	0
2018	Chiefs	2	0	1	27	27.0	27	0	0	0	0.0	0	0
NFL TOTALS		4	1	5	84	16.8	27	1	0	0	0.0	0	0

DEMARCUS ROBINSON - NFL REGULAR SEASON RETURN STATISTICS

		KICKOFF RETURNS					PUNT RETURNS					
DATE	TEAM	RET.	YDS.	AVG.	LG	TD	NO.	FC	YDS	AVG	LG	TD
2016	Chiefs	0	0	0.0	0	0	0	0	0	0.0	0	0
2017	Chiefs	0	0	0.0	0	0	1	1	-4	-4.0	0	0
2018	Chiefs	0	0	0.0	0	0	1	0	0	0.0	0	0
NFL TOTALS		0	0	0.0	0	0	2	1	-4	-2.0	0	0

DEMARCUS ROBINSON - NFL POSTSEASON RETURN STATISTICS

		KICKOFF RETURNS					PUNT RETURNS					
DATE	TEAM	RET.	YDS.	AVG.	LG	TD	NO.	FC	YDS	AVG	LG	TD
2016	Chiefs	0	0	0.0	0	0	0	0	0	0.0	0	0
2017	Chiefs	0	0	0.0	0	0	0	0	0	0.0	0	0
2018	Chiefs	0	0	0.0	0	0	0	0	0	0.0	0	0
NFL TOTALS		0	0	0.0	0	0	0	0	0	0.0	0	0

2018 GAME-BY-GAME REGULAR SEASON STATISTICS (CHIEFS)

				RECEIVING				RUSHING					
DATE	OPPONENT	P/S	NO	YDS	LG	TD	ATT	YDS	LG	TD	W/L	SCORE
09/09	at Chargers	P	0	0	0	0	0	0	0	0	W	38-28
09/16	at Steelers	P	1	3	3t	1	0	0	0	0	W	42-37
09/23	49ERS	P	0	0	0	0	0	0	0	0	W	38-27
10/01	at Broncos	P	2	31	23	0	0	0	0	0	W	27-23
10/07	JAGUARS	P	0	0	0	0	0	0	0	0	W	30-14
10/14	at Patriots	P	0	0	0	0	0	0	0	0	L	40-43
10/21	BENGALS	P	2	13	9	0	0	0	0	0	W	45-10
10/28	BRONCOS	P	1	1	1	0	0	0	0	0	W	30-23
11/04	at Browns	P	1	3	3	0	0	0	0	0	W	37-21
11/11	CARDINALS	S	3	30	17	0	0	0	0	0	W	26-14
11/19	at Rams	P	1	14	14	0	0	0	0	0	L	51-54
12/02	at Raiders	S	1	38	38	0	0	0	0	0	W	40-33
12/09	RAVENS	P	5	42	17	0	0	0	0	0	W	27-24+
12/13	CHARGERS	S	2	7	5t	1	0	0	0	0	L	28-29
12/23	at Seahawks	S	2	17	11t	1	0	0	0	0	L	31-38
12/30	RAIDERS	S	1	89	89t	1	0	0	0	0	W	35-3
2018 TOTALS		16-5	22	288	89t	4	0	0	0	0	12-4	

+ - Overtime

2018 GAME-BY-GAME POSTSEASON STATISTICS (CHIEFS)

				RECEIVING				RUSHING					
DATE	OPPONENT	P/S	NO	YDS	LG	TD	ATT	YDS	LG	TD	W/L	SCORE
01/12	COLTS	P	0	0	0	0	0	0	0	0	W	31-13
01/20	PATRIOTS	P	1	27	27	0	0	0	0	0	L	31-37+
2018 TOTALS		2-0	1	27	27	0	0	0	0	0	1-1	

+ - Overtime

GEHRIG DIETER

WIDE RECEIVER

12

1ST SEASON | 2ND YEAR WITH THE CHIEFS | COLLEGE: ALABAMA

BIRTHDAY	HEIGHT	WEIGHT	ACQUIRED
02/24/93	6'3"	207	CFA-17

GEHRIG DIETER - NFL REGULAR SEASON STATISTICS

				RECEIVING					RUSHING				
DATE	TEAM	GP	GS	NO.	YDS	AVG	LG	TD	NO.	YDS.	AVG.	LG	TD
2017	Chiefs	0	0	0	0	0.0	0	0	0	0	0.0	0	0
2018	Chiefs	4	0	1	22	22.0	22	0	0	0	0.0	0	0
NFL TOTALS		4	0	1	22	22.0	22	0	0	0	0.0	0	0

GEHRIG DIETER - NFL POSTSEASON STATISTICS

				RECEIVING					RUSHING				
DATE	TEAM	GP	GS	NO.	YDS	AVG	LG	TD	NO.	YDS.	AVG.	LG	TD
2017	Chiefs	0	0	0	0	0.0	0	0	0	0	0.0	0	0
2018	Chiefs	2	0	1	11	11.0	11	0	0	0	0.0	0	0
NFL TOTALS		2	0	1	11	11.0	11	0	0	0	0.0	0	0

GEHRIG DIETER - NFL REGULAR SEASON RETURN STATISTICS

		KICKOFF RETURNS					PUNT RETURNS					
DATE	TEAM	RET.	YDS.	AVG.	LG	TD	NO.	FC	YDS	AVG	LG	TD
2017	Chiefs	0	0	0.0	0	0	0	0	0	0.0	0	0
2018	Chiefs	0	0	0.0	0	0	0	0	0	0.0	0	0
NFL TOTALS		0	0	0.0	0	0	0	0	0	0.0	0	0

GEHRIG DIETER - NFL POSTSEASON RETURN STATISTICS

		KICKOFF RETURNS					PUNT RETURNS					
DATE	TEAM	RET.	YDS.	AVG.	LG	TD	NO.	FC	YDS	AVG	LG	TD
2017	Chiefs	0	0	0.0	0	0	0	0	0	0.0	0	0
2018	Chiefs	0	0	0.0	0	0	0	0	0	0.0	0	0
NFL TOTALS		0	0	0.0	0	0	0	0	0	0.0	0	0

2018 GAME-BY-GAME REGULAR SEASON STATISTICS (CHIEFS)

			RECEIVING				RUSHING					
DATE	OPPONENT	P/S	NO	YDS	LG	TD	ATT	YDS	LG	TD	W/L	SCORE
09/09	at Chargers					PRACTICE SQUAD					W	38-28
09/16	at Steelers					PRACTICE SQUAD					W	42-37
09/23	49ERS					PRACTICE SQUAD					W	38-27
10/01	at Broncos					PRACTICE SQUAD					W	27-23
10/07	JAGUARS					PRACTICE SQUAD					W	30-14
10/14	at Patriots					PRACTICE SQUAD					L	40-43
10/21	BENGALS					PRACTICE SQUAD					W	45-10
10/28	BRONCOS					PRACTICE SQUAD					W	30-23
11/04	at Browns					PRACTICE SQUAD					W	37-21
11/11	CARDINALS					PRACTICE SQUAD					W	26-14
11/19	at Rams					INACTIVE					L	51-54
12/02	at Raiders	P	0	0	0	0	0	0	0	0	W	40-33
12/09	RAVENS	P	0	0	0	0	0	0	0	0	W	27-24+
12/13	CHARGERS					INACTIVE					L	28-29
12/23	at Seahawks	P	0	0	0	0	0	0	0	0	L	31-38
12/30	RAIDERS	P	1	22	22	0	0	0	0	0	W	35-3
2018 TOTALS		**4-0**	**1**	**22**	**22**	**0**	**0**	**0**	**0**	**0**	**12-4**	

+ - Overtime

2018 GAME-BY-GAME POSTSEASON STATISTICS (CHIEFS)

			RECEIVING				RUSHING					
DATE	OPPONENT	P/S	NO	YDS	LG	TD	ATT	YDS	LG	TD	W/L	SCORE
01/12	COLTS	P	1	11	11	0	0	0	0	0	W	31-13
01/20	PATRIOTS	P	0	0	0	0	0	0	0	0	L	31-37+
2018 TOTALS		**2-0**	**1**	**11**	**11**	**0**	**0**	**0**	**0**	**0**	**1-1**	

+ - Overtime

5TH SEASON | 1ST YEAR WITH THE CHIEFS | COLLEGE: CLEMSON

BIRTHDAY	HEIGHT	WEIGHT	ACQUIRED
06/14/93	6'1"	211	UFA-18

SAMMY WATKINS - NFL REGULAR SEASON STATISTICS

				RECEIVING					RUSHING				
DATE	TEAM	GP	GS	NO.	YDS	AVG	LG	TD	NO.	YDS.	AVG.	LG	TD
2014	Bills	16	16	65	982	15.1	84	6	2	8	4.0	5	0
2015	Bills	13	13	60	1,047	17.5	63	9	1	1	1.0	1	0
2016	Bills	8	8	28	430	15.4	62	2	0	0	0.0	0	0
2017	Rams	15	14	39	593	15.2	67t	8	0	0	0.0	0	0
2018	Chiefs	10	9	40	519	13.0	50	3	5	52	10.4	31	0
NFL TOTALS		**62**	**60**	**232**	**3,571**	**15.4**	**84**	**28**	**8**	**61**	**7.6**	**31**	**0**

SAMMY WATKINS - NFL POSTSEASON STATISTICS

				RECEIVING					RUSHING				
DATE	TEAM	GP	GS	NO.	YDS	AVG	LG	TD	NO.	YDS.	AVG.	LG	TD
2017	Rams	1	1	1	23	23.0	23	0	0	0	0.0	0	0
2018	Chiefs	2	2	10	176	17.6	54	0	1	-2	-2.0	-2	0
NFL TOTALS		3	3	11	199	18.1	54	0	1	-2	-2.0	0	0

SAMMY WATKINS - NFL REGULAR SEASON RETURN STATISTICS

		KICKOFF RETURNS					PUNT RETURNS					
DATE	TEAM	RET.	YDS.	AVG.	LG	TD	NO.	FC	YDS	AVG	LG	TD
2014	Bills	0	0	0.0	0	0	0	0	0	0.0	0	0
2015	Bills	0	0	0.0	0	0	0	0	0	0.0	0	0
2016	Bills	0	0	0.0	0	0	0	0	0	0.0	0	0
2017	Rams	0	0	0.0	0	0	0	0	0	0.0	0	0
2018	Chiefs	0	0	0.0	0	0	0	0	0	0.0	0	0
NFL TOTALS		0	0	0.0	0	0	0	0	0	0.0	0	0

SAMMY WATKINS - NFL POSTSEASON RETURN STATISTICS

		KICKOFF RETURNS					PUNT RETURNS					
DATE	TEAM	RET.	YDS.	AVG.	LG	TD	NO.	FC	YDS	AVG	LG	TD
2017	Rams	0	0	0.0	0	0	0	0	0	0.0	0	0
2018	Chiefs	0	0	0.0	0	0	0	0	0	0.0	0	0
NFL TOTALS		0	0	0.0	0	0	0	0	0	0.0	0	0

2018 GAME-BY-GAME REGULAR SEASON STATISTICS (CHIEFS)

			RECEIVING				RUSHING					
DATE	OPPONENT	P/S	NO	YDS	LG	TD	ATT	YDS	LG	TD	W/L	SCORE
09/09	at Chargers	S	3	21	16	0	0	0	0	0	W	38-28
09/16	at Steelers	S	6	100	40	0	1	31	31	0	W	42-37
09/23	49ERS	S	5	55	15	1	2	20	11	0	W	38-27
10/01	at Broncos	S	0	0	0	0	0	0	0	0	W	27-23
10/07	JAGUARS	S	6	78	33	0	0	0	0	0	W	30-14
10/14	at Patriots	S	2	18	15	0	1	-1	-1	0	L	40-43
10/21	BENGALS	S	4	74	50	0	0	0	0	0	W	45-10
10/28	BRONCOS	S	8	107	24	2	0	0	0	0	W	30-23
11/04	at Browns	P	5	62	23	0	1	2	2	0	W	37-21
11/11	CARDINALS					INACTIVE					W	26-14
11/19	at Rams	S	1	4	4	0	0	0	0	0	L	51-54
12/02	at Raiders					INACTIVE					W	40-33
12/09	RAVENS					INACTIVE					W	27-24+
12/13	CHARGERS					INACTIVE					L	28-29
12/23	at Seahawks					INACTIVE					L	31-38
12/30	RAIDERS					INACTIVE					W	35-3
2018 TOTALS		10-9	40	519	50	3	5	52	31	0	12-4	

+ - Overtime

2018 GAME-BY-GAME POSTSEASON STATISTICS (CHIEFS)

			RECEIVING				RUSHING					
DATE	OPPONENT	P/S	NO	YDS	LG	TD	ATT	YDS	LG	TD	W/L	SCORE
01/12	COLTS	S	6	62	34	0	1	-2	-2	0	W	31-13
01/20	PATRIOTS	S	4	114	54	0	0	0	0	0	L	31-37+
2018 TOTALS		2-2	10	176	54	0	1	-2	-2	0	1-1	

+ - Overtime

PATRICK MAHOMES 15

QUARTERBACK

2ND SEASON | 2ND YEAR WITH THE CHIEFS | COLLEGE: TEXAS TECH

BIRTHDAY	HEIGHT	WEIGHT	ACQUIRED
09/17/95	6'3"	230	D1-17

PATRICK MAHOMES - NFL REGULAR SEASON PASSING STATISTICS

DATE	TEAM	GP	GS	ATT.	CMP.	PCT.	YDS	AVG.	TD	INT.	LG	SK	LST	RATE
2017	Chiefs	1	1	35	22	62.9	284	8.1	0	1	51	2	15	76.4
2018	Chiefs	16	16	580	383	66.0	5,097	8.8	50	12	89t	26	171	113.8
TOTALS		**17**	**17**	**615**	**405**	**65.9**	**5,381**	**8.7**	**50**	**13**	**89t**	**28**	**186**	**111.7**

PATRICK MAHOMES - NFL POSTSEASON PASSING STATISTICS

DATE	TEAM	GP	GS	ATT.	CMP.	PCT.	YDS	AVG.	TD	INT.	LG	SK	LST	RATE
2017	Chiefs	0	0	0	0	0.0	0	0.0	0	0	0	0	0	0.0
2018	Chiefs	2	2	72	43	59.7	573	8.0	3	0	54	8	71	98.9
TOTALS		**2**	**2**	**72**	**43**	**59.7**	**573**	**8.0**	**3**	**0**	**54**	**8**	**71**	**98.9**

PATRICK MAHOMES - NFL REGULAR SEASON RUSHING STATISTICS

DATE	TEAM	NO.	YDS.	AVG.	LG	TD
2017	Chiefs	7	10	1.4	5	0
2018	Chiefs	60	272	4.5	28	2
TOTALS		**67**	**282**	**4.2**	**28**	**2**

PATRICK MAHOMES - NFL POSTSEASON RUSHING STATISTICS

DATE	TEAM	NO.	YDS.	AVG.	LG	TD
2017	Chiefs	0	0	0.0	0	0
2018	Chiefs	5	19	3.8	9	1
TOTALS		**5**	**19**	**3.8**	**9**	**1**

2018 GAME-BY-GAME REGULAR SEASON STATISTICS (CHIEFS)

			PASSING											RUSHING					
DATE	OPPONENT	P/S	ATT	CMP	YDS	PCT	Y/A	Y/C	TD	INT	LG	SK/YD	RATE	ATT	YDS	LG	TD	W/L	SCORE
09/09	at Chargers	S	27	15	256	55.6	9.5	17.1	4	0	58t	1/0	127.5	5	21	8	0	W	38-28
09/16	at Steelers	S	28	23	326	82.1	11.6	14.2	6	0	40	1/4	154.8	5	18	10	0	W	42-37
09/23	49ERS	S	38	24	314	63.2	8.3	13.1	3	0	42	2/7	115.5	5	7	7	0	W	38-27
10/01	at Broncos	S	45	28	304	62.2	6.8	10.9	1	0	35	1/0	89.5	3	7	8t	1	W	27-23
10/07	JAGUARS	S	38	22	313	57.9	8.2	14.2	0	2	40	1/15	62.7	4	13	11	1	W	30-14
10/14	at Patriots	S	36	23	352	63.9	9.8	15.3	4	2	75t	0/0	110.0	2	9	6	0	L	40-43
10/21	BENGALS	S	39	28	358	71.8	9.2	12.8	4	1	50	2/5	123.7	4	45	23	0	W	45-10
10/28	BRONCOS	S	34	24	303	70.6	8.9	12.6	4	1	40	2/12	125.0	2	-1	1	0	W	30-23
11/04	at Browns	S	32	23	375	71.9	11.7	16.3	3	1	50t	2/15	129.0	2	18	15	0	W	37-21
11/11	CARDINALS	S	28	21	249	75.0	8.9	11.9	2	0	38	5/37	125.4	4	21	14	0	W	26-14
11/19	at Rams	S	46	33	478	71.7	10.4	14.5	6	3	73t	3/30	117.6	6	28	7	0	L	51-54
12/02	at Raiders	S	38	23	295	60.5	7.8	12.8	4	0	38	0/0	120.0	9	52	28	0	W	40-33
12/09	RAVENS	S	53	35	377	66.0	7.1	10.8	2	1	48	3/29	91.5	2	-3	2	0	W	27-24+
12/13	CHARGERS	S	34	24	243	70.6	7.1	10.1	2	0	33	2/9	110.3	2	3	2	0	L	28-29
12/23	at Seahawks	S	40	23	273	57.5	6.8	11.9	3	0	32	1/8	103.4	3	33	22	0	L	31-38
12/30	RAIDERS	S	24	14	281	58.3	11.7	20.1	2	1	89t	0/0	109.9	2	1	2	0	W	35-3
2018	**TOTALS**	**16-16**	**580**	**383**	**5,097**	**66.0**	**8.8**	**13.3**	**50**	**12**	**89t**	**26/171**	**113.8**	**60**	**272**	**28**	**2**	**12-4**	

+ - Overtime

2018 GAME-BY-GAME POSTSEASON STATISTICS (CHIEFS)

			PASSING											RUSHING					
DATE	OPPONENT	P/S	ATT	CMP	YDS	PCT	Y/A	Y/C	TD	INT	LG	SK/YD	RATE	ATT	YDS	LG	TD	W/L	SCORE
01/12	COLTS	S	41	27	278	65.9	6.8	10.3	0	0	34	4/25	85.2	3	8	4t	1	W	31-13
01/20	PATRIOTS	S	31	16	295	51.6	9.5	18.4	3	0	54	4/46	117.0	2	11	9	0	L	31-37+
2018	**TOTALS**	**2-2**	**72**	**43**	**573**	**59.7**	**8.0**	**13.3**	**3**	**0**	**54**	**8/71**	**98.9**	**5**	**19**	**9**	**1**	**1-1**	

+ - Overtime

300-YARD PASSING GAMES (10): REGULAR SEASON

DATE	TEAM	NO.	YDS.	AVG.	LG	TD
09/16/18	at Steelers	23	326	14.2	40	6
09/23/18	49ERS	24	314	13.1	42	3
10/01/18	at Broncos	28	304	10.9	35	1
10/07/18	JAGUARS	22	313	14.2	40	0
10/14/18	at Patriots	23	352	15.3	75t	4
10/21/18	BENGALS	28	358	12.8	50	4
10/28/18	BRONCOS	24	303	12.6	40	4
11/04/18	at Browns	23	375	16.3	50t	3
11/19/18	at Rams	33	478	14.5	73t	6
12/09/18	RAVENS	35	377	10.8	48	2

CHRIS CONLEY

WIDE RECEIVER

17

4TH SEASON | **4TH** YEAR WITH THE CHIEFS | **COLLEGE:** GEORGIA

BIRTHDAY	HEIGHT	WEIGHT	ACQUIRED
10/25/92	6'3"	205	D3a-15

CHRIS CONLEY - NFL REGULAR SEASON STATISTICS

				RECEIVING					RUSHING				
DATE	TEAM	GP	GS	NO.	YDS	AVG	LG	TD	NO.	YDS.	AVG.	LG	TD
2015	Chiefs	16	5	17	199	11.7	44	1	0	0	0.0	0	0
2016	Chiefs	16	11	44	530	12.0	39	0	0	0	0.0	0	0
2017	Chiefs	5	5	11	175	15.9	35	0	0	0	0.0	0	0
2018	Chiefs	16	13	32	334	10.4	27	5	0	0	0.0	0	0
NFL TOTALS		53	34	104	1,238	11.9	44	6	0	0	0.0	0	0

CHRIS CONLEY - NFL POSTSEASON STATISTICS

				RECEIVING					RUSHING				
DATE	TEAM	GP	GS	NO.	YDS	AVG	LG	TD	NO.	YDS.	AVG.	LG	TD
2015	Chiefs	2	0	6	42	7.0	16	1	0	0	0.0	0	0
2016	Chiefs	1	1	2	19	9.5	12	0	0	0	0.0	0	0
2017	Chiefs	0	0	0	0	0.0	0	0	0	0	0.0	0	0
2018	Chiefs	2	1	0	0	0.0	0	0	0	0	0.0	0	0
NFL TOTALS		5	2	8	61	7.6	16	1	0	0	0.0	0	0

CHRIS CONLEY - NFL REGULAR SEASON RETURN STATISTICS

		KICKOFF RETURNS					PUNT RETURNS					
DATE	TEAM	RET.	YDS.	AVG.	LG	TD	NO.	FC	YDS	AVG	LG	TD
2015	Chiefs	1	14	14.0	14	0	0	0	0	0.0	0	0
2016	Chiefs	0	0	0.0	0	0	0	0	0	0.0	0	0
2017	Chiefs	1	8	8.0	8	0	0	0	0	0.0	0	0
2018	Chiefs	1	5	5.0	5	0	0	0	0	0.0	0	0
NFL TOTALS		3	27	9.0	14	0	0	0	0	0.0	0	0

CHRIS CONLEY - NFL POSTSEASON RETURN STATISTICS

		KICKOFF RETURNS					PUNT RETURNS					
DATE	TEAM	RET.	YDS.	AVG.	LG	TD	NO.	FC	YDS	AVG	LG	TD
2015	Chiefs	0	0	0.0	0	0	0	0	0	0.0	0	0
2016	Chiefs	0	0	0.0	0	0	0	0	0	0.0	0	0
2017	Chiefs	0	0	0.0	0	0	0	0	0	0.0	0	0
2018	Chiefs	0	0	0.0	0	0	0	0	0	0.0	0	0
NFL TOTALS		0	0	0.0	0	0	0	0	0	0.0	0	0

2018 GAME-BY-GAME REGULAR SEASON STATISTICS (CHIEFS)

			RECEIVING				RUSHING					
DATE	OPPONENT	P/S	NO	YDS	LG	TD	ATT	YDS	LG	TD	W/L	SCORE
09/09	at Chargers	S	1	15	15	0	0	0	0	0	W	38-28
09/16	at Steelers	S	2	17	15t	1	0	0	0	0	W	42-37
09/23	49ERS	S	2	13	9	1	0	0	0	0	W	38-27
10/01	at Broncos	S	4	13	5	0	0	0	0	0	W	27-23
10/07	JAGUARS	S	2	21	14	0	0	0	0	0	W	30-14
10/14	at Patriots	S	1	19	19	0	0	0	0	0	L	40-43
10/21	BENGALS	S	1	6	6	0	0	0	0	0	W	45-10
10/28	BRONCOS	P	0	0	0	0	0	0	0	0	W	30-23
11/04	at Browns	P	1	23	23	0	0	0	0	0	W	37-21
11/11	CARDINALS	S	1	22	22	0	0	0	0	0	W	26-14
11/19	at Rams	P	7	74	27	2	0	0	0	0	L	51-54
12/02	at Raiders	S	3	25	18	1	0	0	0	0	W	40-33
12/09	RAVENS	S	2	13	7	0	0	0	0	0	W	27-24+
12/13	CHARGERS	S	2	19	16	0	0	0	0	0	L	28-29
12/23	at Seahawks	S	3	54	23	0	0	0	0	0	L	31-38
12/30	RAIDERS	S	0	0	0	0	0	0	0	0	W	35-3
2018 TOTALS		**16-13**	**32**	**334**	**27**	**5**	**0**	**0**	**0**	**0**	**12-4**	

+ - Overtime

2018 GAME-BY-GAME POSTSEASON STATISTICS (CHIEFS)

			RECEIVING				RUSHING					
DATE	OPPONENT	P/S	NO	YDS	LG	TD	ATT	YDS	LG	TD	W/L	SCORE
01/12	COLTS	P	0	0	0	0	0	0	0	0	W	31-13
01/20	PATRIOTS	S	0	0	0	0	0	0	0	0	L	31-37+
2018 TOTALS		**2-1**	**0**	**0**	**0**	**0**	**0**	**0**	**0**	**0**	**1-1**	

+ - Overtime

MARCUS KEMP

WIDE RECEIVER

19

1ST SEASON | 2ND YEAR WITH THE CHIEFS | COLLEGE: HAWAII

BIRTHDAY	HEIGHT	WEIGHT	ACQUIRED
08/14/95	6'4"	210	FA-17

MARCUS KEMP - NFL REGULAR SEASON STATISTICS

				RECEIVING					RUSHING				
DATE	TEAM	GP	GS	NO.	YDS	AVG	LG	TD	NO.	YDS.	AVG.	LG	TD
2017	Chiefs	1	0	0	0	0.0	0	0	0	0	0.0	0	0
2018	Chiefs	16	0	1	7	7.0	7	0	0	0	0.0	0	0
NFL TOTALS		**17**	**0**	**1**	**7**	**7.0**	**7**	**0**	**0**	**0**	**0.0**	**0**	**0**

MARCUS KEMP - NFL POSTSEASON STATISTICS

				RECEIVING					RUSHING				
DATE	TEAM	GP	GS	NO.	YDS	AVG	LG	TD	NO.	YDS.	AVG.	LG	TD
2017	Chiefs	1	0	0	0	0.0	0	0	0	0	0.0	0	0
2018	Chiefs	2	0	0	0	0.0	0	0	0	0	0.0	0	0
NFL TOTALS		3	0	0	0	0.0	0	0	0	0	0.0	0	0

MARCUS KEMP - NFL REGULAR SEASON RETURN STATISTICS

		KICKOFF RETURNS					PUNT RETURNS					
DATE	TEAM	RET.	YDS.	AVG.	LG	TD	NO.	FC	YDS	AVG	LG	TD
2017	Chiefs	0	0	0.0	0	0	0	0	0	0.0	0	0
2018	Chiefs	0	0	0.0	0	0	0	0	0	0.0	0	0
NFL TOTALS		0	0	0.0	0	0	0	0	0	0.0	0	0

MARCUS KEMP - NFL POSTSEASON RETURN STATISTICS

		KICKOFF RETURNS					PUNT RETURNS					
DATE	TEAM	RET.	YDS.	AVG.	LG	TD	NO.	FC	YDS	AVG	LG	TD
2017	Chiefs	0	0	0.0	0	0	0	0	0	0.0	0	0
2018	Chiefs	0	0	0.0	0	0	0	0	0	0.0	0	0
NFL TOTALS		0	0	0.0	0	0	0	0	0	0.0	0	0

2018 GAME-BY-GAME REGULAR SEASON STATISTICS (CHIEFS)

			RECEIVING				RUSHING					
DATE	OPPONENT	P/S	NO	YDS	LG	TD	ATT	YDS	LG	TD	W/L	SCORE
09/09	at Chargers	P	0	0	0	0	0	0	0	0	W	38-28
09/16	at Steelers	P	0	0	0	0	0	0	0	0	W	42-37
09/23	49ERS	P	1	7	7	0	0	0	0	0	W	38-27
10/01	at Broncos	P	0	0	0	0	0	0	0	0	W	27-23
10/07	JAGUARS	P	0	0	0	0	0	0	0	0	W	30-14
10/14	at Patriots	P	0	0	0	0	0	0	0	0	L	40-43
10/21	BENGALS	P	0	0	0	0	0	0	0	0	W	45-10
10/28	BRONCOS	P	0	0	0	0	0	0	0	0	W	30-23
11/04	at Browns	P	0	0	0	0	0	0	0	0	W	37-21
11/11	CARDINALS	P	0	0	0	0	0	0	0	0	W	26-14
11/19	at Rams	P	0	0	0	0	0	0	0	0	L	51-54
12/02	at Raiders	P	0	0	0	0	0	0	0	0	W	40-33
12/09	RAVENS	P	0	0	0	0	0	0	0	0	W	27-24+
12/13	CHARGERS	P	0	0	0	0	0	0	0	0	L	28-29
12/23	at Seahawks	P	0	0	0	0	0	0	0	0	L	31-38
12/30	RAIDERS	P	0	0	0	0	0	0	0	0	W	35-3
2018 TOTALS		16-0	1	7	7	0	0	0	0	0	12-4	

+ - Overtime

2018 GAME-BY-GAME POSTSEASON STATISTICS (CHIEFS)

			RECEIVING				RUSHING					
DATE	OPPONENT	P/S	NO	YDS	LG	TD	ATT	YDS	LG	TD	W/L	SCORE
01/12	COLTS	P	0	0	0	0	0	0	0	0	W	31-13
01/20	PATRIOTS	P	0	0	0	0	0	0	0	0	L	31-37+
2018 TOTALS		2-0	0	0	0	0	0	0	0	0	1-1	

+ - Overtime

STEVEN NELSON

CORNERBACK

20

4TH SEASON | 4TH YEAR WITH THE CHIEFS | COLLEGE: OREGON STATE

BIRTHDAY	HEIGHT	WEIGHT	ACQUIRED
11/22/93	5'11"	194	D3b-15

STEVEN NELSON - NFL REGULAR SEASON STATISTICS

				TACKLES							INTERCEPTIONS					O. FUMB					ST			MISC		
DATE	TEAM	GP	GS	TK	S	A	TFL	YDS	SK	YDS	QBH	NO	YDS	LG	TD	PD	FF	FR	YDS	TK	S	A	FF	FR	S	A
2015	Chiefs	12	0	1	1	0	0	0	0.0	0.0	0	0	0	0	0	0	0	0	0	7	7	0	0	0	0	0
2016	Chiefs	15	15	64	58	6	4	5	0.0	0.0	1	0	0	0	0	16	0	2	0	1	1	0	0	0	0	0
2017	Chiefs	9	6	41	33	8	2	2	0.0	0.0	0	0	0	0	0	4	1	0	0	0	0	0	0	0	0	0
2018	Chiefs	16	16	68	58	10	2	4	0.0	0.0	0	4	53	35	0	15	0	0	0	0	0	0	0	0	0	0
NFL TOTALS		**52**	**37**	**174**	**150**	**24**	**8**	**11**	**0.0**	**0.0**	**1**	**4**	**53**	**35**	**0**	**35**	**1**	**2**	**0**	**8**	**8**	**0**	**0**	**0**	**0**	**0**

STEVEN NELSON - NFL POSTSEASON STATISTICS

				TACKLES							INTERCEPTIONS					O. FUMB					ST			MISC		
DATE	TEAM	GP	GS	TK	S	A	TFL	YDS	SK	YDS	QBH	NO	YDS	LG	TD	PD	FF	FR	YDS	TK	S	A	FF	FR	S	A
2015	Chiefs	2	0	0	0	0	0	0	0.0	0.0	0	0	0	0	0	1	0	0	0	0	0	0	0	0	0	0
2016	Chiefs	1	1	5	4	1	0	0	0.0	0.0	0	0	0	0	0	0	0	0	0	0	0	0	0	0	0	0
2017	Chiefs	1	1	3	2	1	0	0	0.0	0.0	0	0	0	0	0	1	0	0	0	0	0	0	0	0	0	0
2018	Chiefs	2	2	5	5	0	0	0	0.0	0.0	0	0	0	0	0	2	0	0	0	0	0	0	0	0	0	0
NFL TOTALS		**6**	**4**	**13**	**11**	**2**	**0**	**0**	**0.0**	**0.0**	**0**	**0**	**0**	**0**	**0**	**4**	**0**	**0**	**0**	**0**	**0**	**0**	**0**	**0**	**0**	**0**

2018 GAME-BY-GAME REGULAR SEASON STATISTICS (CHIEFS)

				TACKLES							INTERCEPTIONS					O. FUMB			ST					MISC			
DATE	OPPONENT			TK	S	A	SK	YDS	TFL	YDS	QBH	NO	YDS	LG	TD	PD	FF	FR	YDS	TK	S	A	FF	FR	S	A	W/L	SCORE
09/09	at Chargers	S		8	4	4	0.0	0.0	0	0	0	0	0	0	0	1	0	0	0	0	0	0	0	0	0	0	W	38-28
09/16	at Steelers	S		3	3	0	0.0	0.0	1	2	0	0	0	0	0	0	0	0	0	0	0	0	0	0	0	0	W	42-37
09/23	49ERS	S		3	3	0	0.0	0.0	1	2	0	0	0	0	0	0	0	0	0	0	0	0	0	0	0	0	W	38-27
10/01	at Broncos	S		3	3	0	0.0	0.0	0	0	0	0	0	0	0	0	0	0	0	0	0	0	0	0	0	0	W	27-23
10/07	JAGUARS	S		3	2	1	0.0	0.0	0	0	0	1	0	0	0	2	0	0	0	0	0	0	0	0	0	0	W	30-14
10/14	at Patriots	S		4	4	0	0.0	0.0	0	0	0	0	0	0	0	0	0	0	0	0	0	0	0	0	0	0	L	40-43
10/21	BENGALS	S		1	1	0	0.0	0.0	0	0	0	0	0	0	0	2	0	0	0	0	0	0	0	0	0	0	W	45-10
10/28	BRONCOS	S		5	4	1	0.0	0.0	0	0	0	0	0	0	0	0	0	0	0	0	0	0	0	0	0	0	W	30-23
11/04	at Browns	S		8	8	0	0.0	0.0	0	0	0	1	18	18	0	1	0	0	0	0	0	0	0	0	0	0	W	37-21
11/11	CARDINALS	S		0	0	0	0.0	0.0	0	0	0	1	35	35	0	3	0	0	0	0	0	0	0	0	0	0	W	26-14
11/19	at Rams	S		6	5	1	0.0	0.0	0	0	0	0	0	0	0	1	0	0	0	0	0	0	0	0	0	0	L	51-54
12/02	at Raiders	S		6	5	1	0.0	0.0	0	0	0	0	0	0	0	0	0	0	0	0	0	0	0	0	0	0	W	40-33
12/09	RAVENS	S		3	3	0	0.0	0.0	0	0	0	0	0	0	0	1	0	0	0	0	0	0	0	0	0	0	W	27-24+
12/13	CHARGERS	S		4	3	1	0.0	0.0	0	0	0	1	0	0	0	3	0	0	0	0	0	0	0	0	0	0	L	28-29
12/23	at Seahawks	S		6	5	1	0.0	0.0	0	0	0	0	0	0	0	0	0	0	0	0	0	0	0	0	0	0	L	31-38
12/30	RAIDERS	S		5	5	0	0.0	0.0	0	0	0	0	0	0	0	1	0	0	0	0	0	0	0	0	0	0	W	35-3
2018 TOTALS			**16-16**	**68**	**58**	**10**	**0.0**	**0.0**	**2**	**4**	**0**	**4**	**53**	**35**	**0**	**15**	**0**	**0**	**0**	**0**	**0**	**0**	**0**	**0**	**0**	**0**	**12-4**	

+ - Overtime

2018 GAME-BY-GAME POSTSEASON STATISTICS (CHIEFS)

			TACKLES							INTERCEPTIONS					O. FUMB			ST					MISC			
DATE	OPPONENT		TK	S	A	SK	YDS	TFL	YDS	QBH	NO	YDS	LG	TD	PD	FF	FR	YDS	TK	S	A	FF	FR	S	A	W/L	SCORE
01/12	COLTS	S	2	2	0	0.0	0.0	0	0	0	0	0	0	0	1	0	0	0	0	0	0	0	0	0	0	W	31-13
01/20	PATRIOTS	S	3	3	0	0.0	0.0	0	0	0	0	0	0	0	1	0	0	0	0	0	0	0	0	0	0	L	31-37+
2018 TOTALS		**2-2**	**5**	**5**	**0**	**0.0**	**0.0**	**0**	**0**	**0**	**0**	**0**	**0**	**0**	**2**	**0**	**0**	**0**	**0**	**0**	**0**	**0**	**0**	**0**	**0**	**1-1**	

+ - Overtime

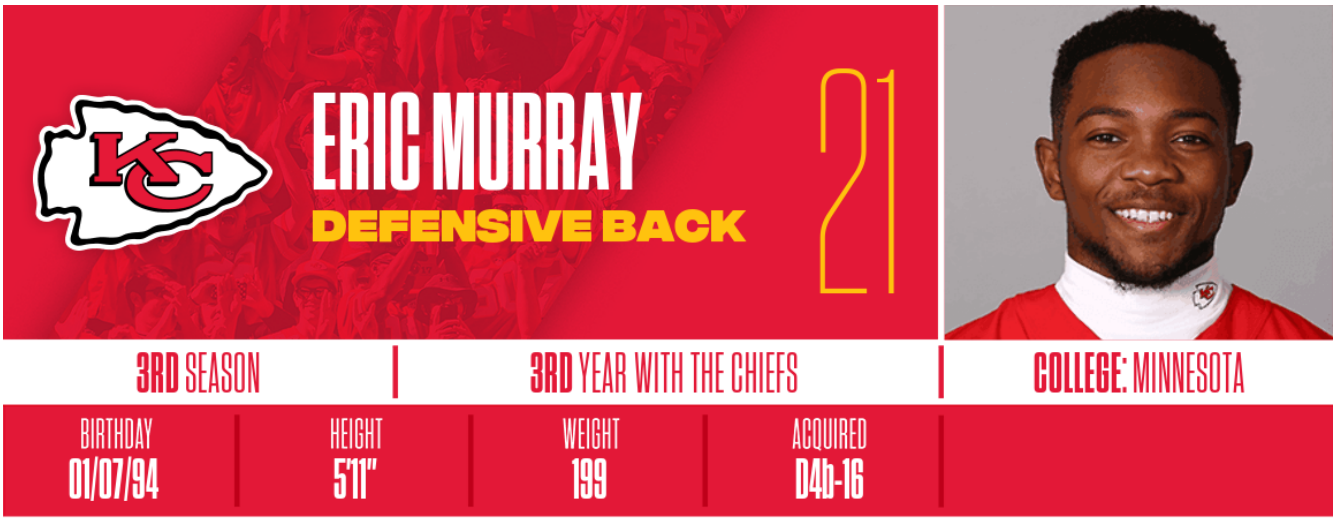

ERIC MURRAY - NFL REGULAR SEASON STATISTICS

				TACKLES								INTERCEPTIONS					O. FUMB			ST				MISC	
DATE	TEAM	GP	GS	TK	S	A	TFL	YDS	SK	YDS	QBH	NO	YDS	LG	TD	PD	FF	FR	YDS	TK	S	A	FF	FR	S	A
2016	Chiefs	16	0	3	3	0	0	0	0.0	0.0	0	0	0	0	0	0	0	1	0	6	6	0	0	0	0	0
2017	Chiefs	14	2	30	26	4	2	13	1.0	9.0	1	0	0	0	0	5	0	0	0	6	5	1	0	0	0	0
2018	Chiefs	15	9	55	43	12	1	11	0.0	0.0	1	1	0	0	0	2	0	0	0	0	0	0	0	0	0	0
NFL TOTALS		**45**	**11**	**88**	**72**	**16**	**3**	**24**	**1.0**	**9.0**	**2**	**1**	**0**	**0**	**0**	**7**	**0**	**1**	**0**	**12**	**11**	**1**	**0**	**0**	**0**	**0**

ERIC MURRAY - NFL POSTSEASON STATISTICS

				TACKLES								INTERCEPTIONS					O. FUMB			ST				MISC	
DATE	TEAM	GP	GS	TK	S	A	TFL	YDS	SK	YDS	QBH	NO	YDS	LG	TD	PD	FF	FR	YDS	TK	S	A	FF	FR	S	A
2016	Chiefs	1	0	0	0	0	0	0	0.0	0.0	0	0	0	0	0	0	0	0	0	1	1	0	0	0	0	0
2017	Chiefs	1	0	1	1	0	0	0	0.0	0.0	0	0	0	0	0	0	0	0	0	0	0	0	0	0	0	0
2018	Chiefs	2	0	7	5	2	0	0	0.0	0.0	0	0	0	0	0	0	0	0	0	3	2	1	0	0	0	0
NFL TOTALS		**4**	**0**	**8**	**6**	**2**	**0**	**0**	**0.0**	**0.0**	**0**	**0**	**0**	**0**	**0**	**0**	**0**	**0**	**0**	**4**	**3**	**1**	**0**	**0**	**0**	**0**

2018 GAME-BY-GAME REGULAR SEASON STATISTICS (CHIEFS)

		TACKLES								INTERCEPTIONS					O. FUMB			ST					MISC			
DATE OPPONENT		TK	S	A	SK	YDS	TFL	YDS	QBH	NO	YDS	LG	TD	PD	FF	FR	YDS	TK	S	A	FF	FR	S	A	W/L	SCORE
09/09 at Chargers	S	9	4	5	0.0	0.0	0	0	0	0	0	0	0	0	0	0	0	0	0	0	0	0	0	0	W	38-28
09/16 at Steelers	S	6	5	1	0.0	0.0	0	0	0	0	0	0	0	0	0	0	0	0	0	0	0	0	0	0	W	42-37
09/23 49ERS	S	5	3	2	0.0	0.0	0	0	0	0	0	0	0	1	0	0	0	0	0	0	0	0	0	0	W	38-27
10/01 at Broncos	S	6	5	1	0.0	0.0	0	0	0	1	0	0	0	1	0	0	0	0	0	0	0	0	0	0	W	27-23
10/07 JAGUARS	S	0	0	0	0.0	0.0	0	0	0	0	0	0	0	0	0	0	0	0	0	0	0	0	0	0	W	30-14
10/14 at Patriots										INACTIVE															L	40-43
10/21 BENGALS	P	1	1	0	0.0	0.0	1	11	0	0	0	0	0	0	0	0	0	0	0	0	0	0	0	0	W	45-10
10/28 BRONCOS	P	5	5	0	0.0	0.0	0	0	0	0	0	0	0	0	0	0	0	0	0	0	0	0	0	0	W	30-23
11/04 at Browns	S	7	6	1	0.0	0.0	0	0	0	0	0	0	0	0	0	0	0	0	0	0	0	0	0	0	W	37-21
11/11 CARDINALS	S	6	5	1	0.0	0.0	0	0	0	0	0	0	0	0	0	0	0	0	0	0	0	0	0	0	W	26-14
11/19 at Rams	S	5	5	0	0.0	0.0	0	0	0	0	0	0	0	0	0	0	0	0	0	0	0	0	0	0	L	51-54
12/02 at Raiders	S	0	0	0	0.0	0.0	0	0	0	0	0	0	0	0	0	0	0	0	0	0	0	0	0	0	W	40-33
12/09 RAVENS	P	0	0	0	0.0	0.0	0	0	1	0	0	0	0	0	0	0	0	0	0	0	0	0	0	0	W	27-24+
12/13 CHARGERS	P	3	2	1	0.0	0.0	0	0	0	0	0	0	0	0	0	0	0	0	0	0	0	0	0	0	L	28-29
12/23 at Seahawks	P	0	0	0	0.0	0.0	0	0	0	0	0	0	0	0	0	0	0	0	0	0	0	0	0	0	L	31-38
12/30 RAIDERS	P	2	2	0	0.0	0.0	0	0	0	0	0	0	0	0	0	0	0	0	0	0	0	0	0	0	W	35-3
2018 TOTALS	**15-9**	**55**	**43**	**12**	**0.0**	**0.0**	**1**	**11**	**1**	**1**	**0**	**0**	**0**	**2**	**0**	**0**	**0**	**0**	**0**	**0**	**0**	**0**	**0**	**0**	**12-4**	

+ - Overtime

2018 GAME-BY-GAME POSTSEASON STATISTICS (CHIEFS)

		TACKLES								INTERCEPTIONS					O. FUMB			ST					MISC			
DATE OPPONENT		TK	S	A	SK	YDS	TFL	YDS	QBH	NO	YDS	LG	TD	PD	FF	FR	YDS	TK	S	A	FF	FR	S	A	W/L	SCORE
01/12 COLTS	P	5	3	2	0.0	0.0	0	0	0	0	0	0	0	0	0	0	0	2	1	1	0	0	0	0	W	31-13
01/20 PATRIOTS	P	2	2	0	0.0	0.0	0	0	0	0	0	0	0	0	0	0	0	1	1	0	0	0	0	0	L	31-37+
2018 TOTALS	**2-0**	**7**	**5**	**2**	**0.0**	**0.0**	**0**	**0**	**0**	**0**	**0**	**0**	**0**	**0**	**0**	**0**	**0**	**3**	**2**	**1**	**0**	**0**	**0**	**0**	**1-1**	

+ - Overtime

ORLANDO SCANDRICK

CORNERBACK

22

11TH SEASON	1ST YEAR WITH THE CHIEFS	COLLEGE: BOISE STATE

BIRTHDAY	HEIGHT	WEIGHT	ACQUIRED
02/10/87	5'10"	196	FA-18

ORLANDO SCANDRICK - NFL REGULAR SEASON STATISTICS

				TACKLES								INTERCEPTIONS					O. FUMB			ST				MISC	
DATE	TEAM	GP	GS	TK	S	A	TFL	YDS	SK	YDS	QBH	NO	YDS	LG	TD	PD	FF	FR	YDS	TK	S	A	FF	FR	S	A
2008	Cowboys	16	2	27	26	1	1	0	1.0	9.0	1	0	0	0	0	4	0	0	0	9	9	0	0	0	0	0
2009	Cowboys	16	4	46	43	3	1	0	1.0	10.0	1	1	0	0	0	9	2	1	15	5	5	0	0	0	0	0
2010	Cowboys	16	3	45	40	5	7	0	2.5	22.0	3	1	40	40t	1	9	0	0	0	1	1	0	0	0	0	0
2011	Cowboys	13	7	49	42	7	4	0	2.0	14.0	4	1	0	0	0	5	0	0	0	0	0	0	0	0	0	0
2012	Cowboys	11	3	21	16	5	2	0	0.0	0.0	0	0	0	0	0	4	0	0	0	0	0	0	0	0	0	0
2013	Cowboys	16	15	64	59	5	4	14	2.0	12.0	2	2	0	0	0	12	1	0	0	0	0	0	0	0	0	0
2014	Cowboys	14	14	55	50	5	2	7	1.0	0.0	1	2	2	2	0	9	2	0	0	0	0	0	0	0	0	0
2015	Cowboys	0	0	0	0	0	0	0	0.0	0.0	0	0	0	0	0	0	0	0	0	0	0	0	0	0	0	0
2016	Cowboys	12	10	46	39	7	2	3	2.0	2.0	2	1	0	0	0	8	3	0	0	0	0	0	0	0	0	0
2017	Cowboys	11	11	38	32	6	4	28	0.0	0.0	1	0	0	0	0	3	0	0	0	0	0	0	0	0	0	0
2018	Chiefs	15	7	44	38	6	0	0	0.0	0.0	0	1	0	0	0	13	1	0	0	0	0	0	0	0	0	0
NFL TOTALS		**140**	**76**	**435**	**385**	**50**	**27**	**52**	**11.5**	**69.0**	**15**	**9**	**42**	**40t**	**1**	**76**	**9**	**1**	**15**	**15**	**15**	**0**	**0**	**0**	**0**	**0**

ORLANDO SCANDRICK - NFL POSTSEASON STATISTICS

				TACKLES								INTERCEPTIONS					O. FUMB			ST				MISC	
DATE	TEAM	GP	GS	TK	S	A	TFL	YDS	SK	YDS	QBH	NO	YDS	LG	TD	PD	FF	FR	YDS	TK	S	A	FF	FR	S	A
2009	Cowboys	2	1	4	4	0	0	0	0.0	0.0	0	0	0	0	0	0	0	0	0	0	0	0	0	0	0	0
2014	Cowboys	2	2	8	6	2	0	0	0.0	0.0	0	0	0	0	0	0	0	0	0	0	0	0	0	0	0	0
2016	Cowboys	1	1	3	3	0	1	9	1.0	9.0	1	0	0	0	0	0	0	0	0	0	0	0	0	0	0	0
2018	Chiefs	1	0	0	0	0	0	0	0.0	0.0	0	0	0	0	0	0	0	0	0	0	0	0	0	0	0	0
NFL TOTALS		**6**	**4**	**15**	**13**	**2**	**1**	**9**	**1.0**	**9.0**	**1**	**0**	**0**	**0**	**0**	**0**	**0**	**0**	**0**	**0**	**0**	**0**	**0**	**0**	**0**

2018 GAME-BY-GAME REGULAR SEASON STATISTICS (CHIEFS)

			TACKLES								INTERCEPTIONS					O. FUMB			ST					MISC			
DATE	OPPONENT		TK	S	A	SK	YDS	TFL	YDS	QBH	NO	YDS	LG	TD	PD	FF	FR	YDS	TK	S	A	FF	FR	S	A	W/L	SCORE
09/09	at Chargers	P	1	1	0	0.0	0.0	0	0	0	0	0	0	0	1	0	0	0	0	0	0	0	0	0	0	W	38-28
09/16	at Steelers	S	0	0	0	0.0	0.0	0	0	0	0	0	0	0	0	0	0	0	0	0	0	0	0	0	0	W	42-37
09/23	49ERS	P	2	2	0	0.0	0.0	0	0	0	0	0	0	0	1	0	0	0	0	0	0	0	0	0	0	W	38-27
10/01	at Broncos	P	5	5	0	0.0	0.0	0	0	0	0	0	0	0	1	0	0	0	0	0	0	0	0	0	0	W	27-23
10/07	JAGUARS	P	3	3	0	0.0	0.0	0	0	0	1	0	0	0	4	0	0	0	0	0	0	0	0	0	0	W	30-14
10/14	at Patriots	S	4	3	1	0.0	0.0	0	0	0	0	0	0	0	0	0	0	0	0	0	0	0	0	0	0	L	40-43
10/21	BENGALS	S	6	5	1	0.0	0.0	0	0	0	0	0	0	0	1	0	0	0	0	0	0	0	0	0	0	W	45-10
10/28	BRONCOS	P	1	1	0	0.0	0.0	0	0	0	0	0	0	0	1	0	0	0	0	0	0	0	0	0	0	W	30-23
11/04	at Browns	S	2	2	0	0.0	0.0	0	0	0	0	0	0	0	0	0	0	0	0	0	0	0	0	0	0	W	37-21
11/11	CARDINALS	P	3	2	1	0.0	0.0	0	0	0	0	0	0	0	1	0	0	0	0	0	0	0	0	0	0	W	26-14
11/19	at Rams	S	2	2	0	0.0	0.0	0	0	0	0	0	0	0	1	0	0	0	0	0	0	0	0	0	0	L	51-54
12/02	at Raiders	S	9	8	1	0.0	0.0	0	0	0	0	0	0	0	1	0	0	0	0	0	0	0	0	0	0	W	40-33
12/09	RAVENS	S	3	2	1	0.0	0.0	0	0	0	0	0	0	0	1	0	0	0	0	0	0	0	0	0	0	W	27-24+
12/13	CHARGERS	P	3	2	1	0.0	0.0	0	0	0	0	0	0	0	0	1	0	0	0	0	0	0	0	0	0	L	28-29
12/23	at Seahawks										DID NOT PLAY															L	31-38
12/30	RAIDERS	P	0	0	0	0.0	0.0	0	0	0	0	0	0	0	0	0	0	0	0	0	0	0	0	0	0	W	35-3
2018	**TOTALS**	**15-7**	**44**	**38**	**6**	**0.0**	**0.0**	**0**	**0**	**0**	**1**	**0**	**0**	**0**	**13**	**1**	**0**	**0**	**0**	**0**	**0**	**0**	**0**	**0**	**0**	**12-4**	

+ - Overtime

2018 GAME-BY-GAME POSTSEASON STATISTICS (CHIEFS)

			TACKLES								INTERCEPTIONS					O. FUMB			ST					MISC			
DATE	OPPONENT		TK	S	A	SK	YDS	TFL	YDS	QBH	NO	YDS	LG	TD	PD	FF	FR	YDS	TK	S	A	FF	FR	S	A	W/L	SCORE
01/12	COLTS	P	0	0	0	0.0	0.0	0	0	0	0	0	0	0	0	0	0	0	0	0	0	0	0	0	0	W	31-13
01/20	PATRIOTS										DID NOT PLAY															L	31-37+
2018	**TOTALS**	**1-0**	**0**	**0**	**0**	**0.0**	**0.0**	**0**	**0**	**0**	**0**	**0**	**0**	**0**	**0**	**0**	**0**	**0**	**0**	**0**	**0**	**0**	**0**	**0**	**0**	**1-1**	

+ - Overtime

KENDALL FULLER

CORNERBACK

23

3RD SEASON | 1ST YEAR WITH THE CHIEFS | COLLEGE: VIRGINIA TECH

BIRTHDAY	HEIGHT	WEIGHT	ACQUIRED
02/13/95	5'11"	198	T(WAS)-18

KENDALL FULLER - NFL REGULAR SEASON STATISTICS

				TACKLES						INTERCEPTIONS					O. FUMB			ST					MISC	
DATE	TEAM	GP	GS	TK	S	A	TFL	YDS	SK	YDS	QBH	NO	YDS	LG	TD	PD	FF	FR	YDS	TK	S	A	FF	FR	S	A
2016	Redskins	13	6	40	32	8	0	0	0.0	0.0	1	0	0	0	0	2	0	0	0	2	0	2	0	0	0	0
2017	Redskins	16	6	54	42	12	2	5	0.0	0.0	0	4	4	3	0	10	1	0	0	1	1	0	0	0	0	0
2018	Chiefs	15	15	82	64	18	1	1	0.0	0.0	0	2	0	0	0	12	1	0	0	0	0	0	0	0	0	0
NFL TOTALS		**44**	**27**	**176**	**138**	**38**	**3**	**6**	**0.0**	**0.0**	**1**	**6**	**4**	**3**	**0**	**24**	**2**	**0**	**0**	**3**	**1**	**2**	**0**	**0**	**0**	**0**

KENDALL FULLER - NFL POSTSEASON STATISTICS

				TACKLES						INTERCEPTIONS					O. FUMB			ST					MISC	
DATE	TEAM	GP	GS	TK	S	A	TFL	YDS	SK	YDS	QBH	NO	YDS	LG	TD	PD	FF	FR	YDS	TK	S	A	FF	FR	S	A
2018	Chiefs	2	2	13	9	4	0	0	0.0	0.0	0	0	0	0	0	1	0	0	0	0	0	0	0	0	0	0
NFL TOTALS		**2**	**2**	**13**	**9**	**4**	**0**	**0**	**0.0**	**0.0**	**0**	**0**	**0**	**0**	**0**	**1**	**0**	**0**	**0**	**0**	**0**	**0**	**0**	**0**	**0**	**0**

2018 GAME-BY-GAME REGULAR SEASON STATISTICS (CHIEFS)

			TACKLES							INTERCEPTIONS					O. FUMB			ST					MISC			
DATE	OPPONENT		TK	S	A	SK	YDS	TFL	YDS	QBH	NO	YDS	LG	TD	PD	FF	FR	YDS	TK	S	A	FF	FR	S	A	W/L	SCORE
09/09	at Chargers	S	6	3	3	0.0	0.0	0	0	0	0	0	0	0	0	0	0	0	0	0	0	0	0	0	0	W	38-28
09/16	at Steelers	S	7	6	1	0.0	0.0	0	0	0	0	0	0	0	2	0	0	0	0	0	0	0	0	0	0	W	42-37
09/23	49ERS	S	5	3	2	0.0	0.0	0	0	0	0	0	0	0	0	0	0	0	0	0	0	0	0	0	0	W	38-27
10/01	at Broncos	S	7	7	0	0.0	0.0	0	0	0	0	0	0	0	1	0	0	0	0	0	0	0	0	0	0	W	27-23
10/07	JAGUARS	S	7	6	1	0.0	0.0	0	0	0	0	0	0	0	0	0	0	0	0	0	0	0	0	0	0	W	30-14
10/14	at Patriots	S	3	2	1	0.0	0.0	0	0	0	0	0	0	0	0	0	0	0	0	0	0	0	0	0	0	L	40-43
10/21	BENGALS	S	3	3	0	0.0	0.0	0	0	0	0	0	0	0	1	0	0	0	0	0	0	0	0	0	0	W	45-10
10/28	BRONCOS	S	5	3	2	0.0	0.0	0	0	0	1	0	0	0	1	0	0	0	0	0	0	0	0	0	0	W	30-23
11/04	at Browns	S	2	2	0	0.0	0.0	0	0	0	0	0	0	0	1	0	0	0	0	0	0	0	0	0	0	W	37-21
11/11	CARDINALS	S	5	4	1	0.0	0.0	0	0	0	0	0	0	0	0	0	0	0	0	0	0	0	0	0	0	W	26-14
11/19	at Rams	S	3	3	0	0.0	0.0	1	1	0	0	0	0	0	1	0	0	0	0	0	0	0	0	0	0	L	51-54
12/02	at Raiders	S	8	7	1	0.0	0.0	0	0	0	0	0	0	0	0	1	0	0	0	0	0	0	0	0	0	W	40-33
12/09	RAVENS	S	7	5	2	0.0	0.0	0	0	0	0	0	0	0	4	0	0	0	0	0	0	0	0	0	0	W	27-24+
12/13	CHARGERS	S	2	1	1	0.0	0.0	0	0	0	1	0	0	0	1	0	0	0	0	0	0	0	0	0	0	L	28-29
12/23	at Seahawks										INACTIVE															L	31-38
12/30	RAIDERS	S	12	9	3	0.0	0.0	0	0	0	0	0	0	0	0	0	0	0	0	0	0	0	0	0	0	W	35-3
2018 TOTALS		**15-15**	**82**	**64**	**18**	**0.0**	**0.0**	**1**	**1**	**0**	**2**	**0**	**0**	**0**	**12**	**1**	**0**	**0**	**0**	**0**	**0**	**0**	**0**	**0**	**0**	**12-4**	

+ - Overtime

2018 GAME-BY-GAME POSTSEASON STATISTICS (CHIEFS)

			TACKLES								INTERCEPTIONS					O. FUMB			ST					MISC			
DATE	OPPONENT		TK	S	A	SK	YDS	TFL	YDS	QBH	NO	YDS	LG	TD	PD	FF	FR	YDS	TK	S	A	FF	FR	S	A	W/L	SCORE
01/12	COLTS	S	3	2	1	0.0	0.0	0	0	0	0	0	0	0	1	0	0	0	0	0	0	0	0	0	0	W	31-13
01/20	PATRIOTS	S	10	7	3	0.0	0.0	0	0	0	0	0	0	0	0	0	0	0	0	0	0	0	0	0	0	L	31-37+
2018 TOTALS		**2-2**	**13**	**9**	**4**	**0.0**	**0.0**	**0**	**0**	**0**	**0**	**0**	**0**	**0**	**1**	**0**	**0**	**0**	**0**	**0**	**0**	**0**	**0**	**0**	**0**	**1-1**	

+ - Overtime

JORDAN LUCAS

SAFETY

24

3RD SEASON | **1ST** YEAR WITH THE CHIEFS | **COLLEGE:** PENN STATE

BIRTHDAY	HEIGHT	WEIGHT	ACQUIRED
08/02/93	6'1"	190	T(MIA)-18

JORDAN LUCAS - NFL REGULAR SEASON STATISTICS

				TACKLES								INTERCEPTIONS					O. FUMB			ST					MISC	
DATE	TEAM	GP	GS	TK	S	A	TFL	YDS	SK	YDS	QBH	NO	YDS	LG	TD	PD	FF	FR	YDS	TK	S	A	FF	FR	S	A
2016	Dolphins	8	0	0	0	0	0	0	0.0	0.0	0	0	0	0	0	0	0	0	0	2	0	2	0	0	0	0
2017	Dolphins	11	0	2	2	0	0	0	0.0	0.0	0	0	0	0	0	0	0	0	0	4	2	2	0	0	0	0
2018	Chiefs	16	4	28	19	9	1	9	1.0	9.0	2	1	49	49	0	2	0	0	0	4	3	1	0	0	0	0
NFL TOTALS		**35**	**4**	**30**	**21**	**9**	**1**	**9**	**1.0**	**9.0**	**2**	**1**	**49**	**49**	**0**	**2**	**0**	**0**	**0**	**10**	**5**	**5**	**0**	**0**	**0**	**0**

JORDAN LUCAS - NFL POSTSEASON STATISTICS

				TACKLES								INTERCEPTIONS					O. FUMB			ST					MISC	
DATE	TEAM	GP	GS	TK	S	A	TFL	YDS	SK	YDS	QBH	NO	YDS	LG	TD	PD	FF	FR	YDS	TK	S	A	FF	FR	S	A
2016	Dolphins	1	0	0	0	0	0	0	0.0	0.0	0	0	0	0	0	0	0	0	0	1	0	1	0	0	0	0
2018	Chiefs	2	1	6	2	4	0	0	0.0	0.0	0	0	0	0	0	1	0	0	0	0	0	0	0	0	0	0
NFL TOTALS		**3**	**1**	**6**	**2**	**4**	**0**	**0**	**0.0**	**0.0**	**0**	**0**	**0**	**0**	**0**	**1**	**0**	**0**	**0**	**1**	**0**	**1**	**0**	**0**	**0**	**0**

2018 GAME-BY-GAME REGULAR SEASON STATISTICS (CHIEFS)

			TACKLES							INTERCEPTIONS					O. FUMB			ST					MISC			
DATE	OPPONENT		TK	S	A	SK	YDS	TFL	YDS	QBH	NO	YDS	LG	TD	PD	FF	FR	YDS	TK	S	A	FF	FR	S	A	W/L	SCORE
09/09	at Chargers	P	0	0	0	0.0	0.0	0	0	0	0	0	0	0	0	0	0	0	0	0	0	0	0	0	0	W	38-28
09/16	at Steelers	P	0	0	0	0.0	0.0	0	0	0	0	0	0	0	0	0	0	0	0	0	0	0	0	0	0	W	42-37
09/23	49ERS	P	0	0	0	0.0	0.0	0	0	0	0	0	0	0	0	0	0	0	0	0	0	0	0	0	0	W	38-27
10/01	at Broncos	P	0	0	0	0.0	0.0	0	0	0	0	0	0	0	0	0	0	0	0	0	0	0	0	0	0	W	27-23
10/07	JAGUARS	P	6	4	2	0.0	0.0	0	0	0	1	49	49	0	1	0	0	0	1	1	0	0	0	0	0	W	30-14
10/14	at Patriots	S	10	4	6	0.0	0.0	0	0	0	0	0	0	0	1	0	0	0	0	0	0	0	0	0	0	L	40-43
10/21	BENGALS	S	3	2	1	0.0	0.0	0	0	0	0	0	0	0	0	0	0	0	0	0	0	0	0	0	0	W	45-10
10/28	BRONCOS	S	6	6	0	0.0	0.0	0	0	0	0	0	0	0	0	0	0	0	0	0	0	0	0	0	0	W	30-23
11/04	at Browns	P	1	1	0	1.0	9.0	1	9	2	0	0	0	0	0	0	0	0	0	0	0	0	0	0	0	W	37-21
11/11	CARDINALS	P	0	0	0	0.0	0.0	0	0	0	0	0	0	0	0	0	0	0	1	1	0	0	0	0	0	W	26-14
11/19	at Rams	P	0	0	0	0.0	0.0	0	0	0	0	0	0	0	0	0	0	0	0	0	0	0	0	0	0	L	51-54
12/02	at Raiders	P	0	0	0	0.0	0.0	0	0	0	0	0	0	0	0	0	0	0	0	0	0	0	0	0	0	W	40-33
12/09	RAVENS	P	0	0	0	0.0	0.0	0	0	0	0	0	0	0	0	0	0	0	0	0	0	0	0	0	0	W	27-24+
12/13	CHARGERS	P	0	0	0	0.0	0.0	0	0	0	0	0	0	0	0	0	0	0	1	0	1	0	0	0	0	L	28-29
12/23	at Seahawks	P	0	0	0	0.0	0.0	0	0	0	0	0	0	0	0	0	0	0	1	1	0	0	0	0	0	L	31-38
12/30	RAIDERS	S	2	2	0	0.0	0.0	0	0	0	0	0	0	0	0	0	0	0	0	0	0	0	0	0	0	W	35-3
2018 TOTALS		**16-4**	**28**	**19**	**9**	**1.0**	**9.0**	**1**	**9**	**2**	**1**	**49**	**49**	**0**	**2**	**0**	**0**	**0**	**4**	**3**	**1**	**0**	**0**	**0**	**0**	**12-4**	

+ - Overtime

2018 GAME-BY-GAME POSTSEASON STATISTICS (CHIEFS)

			TACKLES							INTERCEPTIONS					O. FUMB			ST					MISC			
DATE	OPPONENT		TK	S	A	SK	YDS	TFL	YDS	QBH	NO	YDS	LG	TD	PD	FF	FR	YDS	TK	S	A	FF	FR	S	A	W/L	SCORE
01/12	COLTS	S	4	2	2	0.0	0.0	0	0	0	0	0	0	0	1	0	0	0	0	0	0	0	0	0	0	W	31-13
01/20	PATRIOTS	P	2	0	2	0.0	0.0	0	0	0	0	0	0	0	0	0	0	0	0	0	0	0	0	0	0	L	31-37+
2018 TOTALS		**2-1**	**6**	**2**	**4**	**0.0**	**0.0**	**0**	**0**	**0**	**0**	**0**	**0**	**0**	**1**	**0**	**0**	**0**	**0**	**0**	**0**	**0**	**0**	**0**	**0**	**1-1**	

+ - Overtime

5TH SEASON | 1ST YEAR WITH THE CHIEFS | COLLEGE: OKLAHOMA

BIRTHDAY	HEIGHT	WEIGHT	ACQUIRED
04/03/92	5'11"	224	UFA-18

DAMIEN WILLIAMS - NFL REGULAR SEASON STATISTICS

				RUSHING					RECEIVING				
DATE	TEAM	GP	GS	NO.	YDS.	AVG.	LG	TD	NO.	YDS	AVG	LG	TD
2014	Dolphins	16	0	36	122	3.4	19	0	21	187	8.9	32	1
2015	Dolphins	16	0	16	59	3.7	19	0	21	142	6.8	23	1
2016	Dolphins	15	0	35	115	3.3	23	3	23	249	10.8	58	3
2017	Dolphins	11	4	46	181	3.9	69	0	20	155	7.8	24	1
2018	Chiefs	16	3	50	256	5.1	25	4	23	160	7.0	32	2
NFL TOTALS		**74**	**7**	**183**	**733**	**4.0**	**69**	**7**	**108**	**893**	**8.3**	**58**	**8**

DAMIEN WILLIAMS - NFL POSTSEASON STATISTICS

				RUSHING					RECEIVING				
DATE	TEAM	GP	GS	NO.	YDS.	AVG.	LG	TD	NO.	YDS	AVG	LG	TD
2016	Dolphins	1	0	3	14	4.7	15	0	1	4	4.0	4t	1
2018	Chiefs	2	2	35	159	4.5	24	2	10	91	9.1	33	2
NFL TOTALS		**3**	**2**	**38**	**173**	**4.6**	**24**	**2**	**11**	**95**	**8.6**	**33**	**3**

DAMIEN WILLIAMS - NFL REGULAR SEASON RETURN STATISTICS

		KICKOFF RETURNS					PUNT RETURNS					
DATE	TEAM	RET.	YDS.	AVG.	LG	TD	NO.	FC	YDS	AVG	LG	TD
2014	Dolphins	5	102	20.4	26	0	0	0	0	0.0	0	0
2015	Dolphins	21	457	21.8	37	0	0	0	0	0.0	0	0
2016	Dolphins	2	32	16.0	17	0	0	0	0	0.0	0	0
2017	Dolphins	0	0	0.0	0	0	0	0	0	0.0	0	0
2018	Chiefs	0	0	0.0	0	0	0	0	0	0.0	0	0
NFL TOTALS		**28**	**591**	**21.1**	**37**	**0**	**0**	**0**	**0**	**0.0**	**0**	**0**

DAMIEN WILLIAMS - NFL POSTSEASON RETURN STATISTICS

		KICKOFF RETURNS					PUNT RETURNS					
DATE	TEAM	RET.	YDS.	AVG.	LG	TD	NO.	FC	YDS	AVG	LG	TD
2016	Dolphins	0	0	0.0	0	0	0	0	0	0.0	0	0
2018	Chiefs	0	0	0.0	0	0	0	0	0	0.0	0	0
NFL TOTALS		**0**	**0**	**0.0**	**0**	**0**	**0**	**0**	**0**	**0.0**	**0**	**0**

2018 GAME-BY-GAME REGULAR SEASON STATISTICS (CHIEFS)

			RUSHING				RECEIVING					
DATE	OPPONENT	P/S	ATT	YDS	LG	TD	NO	YDS	LG	TD	W/L	SCORE
09/09	at Chargers	P	1	0	0	0	0	0	0	0	W	38-28
09/16	at Steelers	P	0	0	0	0	1	2	2	0	W	42-37
09/23	49ERS	P	0	0	0	0	2	16	9	0	W	38-27
10/01	at Broncos	P	0	0	0	0	0	0	0	0	W	27-23
10/07	JAGUARS	P	1	0	0	0	0	0	0	0	W	30-14
10/14	at Patriots	P	1	1	1	0	0	0	0	0	L	40-43
10/21	BENGALS	P	0	0	0	0	0	0	0	0	W	45-10
10/28	BRONCOS	P	0	0	0	0	0	0	0	0	W	30-23
11/04	at Browns	P	0	0	0	0	0	0	0	0	W	37-21
11/11	CARDINALS	P	0	0	0	0	0	0	0	0	W	26-14
11/19	at Rams	P	0	0	0	0	0	0	0	0	L	51-54
12/02	at Raiders	P	5	38	17	0	2	7	6	0	W	40-33
12/09	RAVENS	P	8	14	5	1	4	16	6	1	W	27-24+
12/13	CHARGERS	S	10	49	22	2	6	74	32	0	L	28-29
12/23	at Seahawks	S	13	103	25	0	7	37	12	1	L	31-38
12/30	RAIDERS	S	11	51	15	1	1	8	8	0	W	35-3
2018 TOTALS		**16-3**	**50**	**256**	**25**	**4**	**23**	**160**	**32**	**2**	**12-4**	

+ - Overtime

2018 GAME-BY-GAME POSTSEASON STATISTICS (CHIEFS)

			RUSHING				RECEIVING					
DATE	OPPONENT	P/S	ATT	YDS	LG	TD	NO	YDS	LG	TD	W/L	SCORE
01/12	COLTS	S	25	129	24	1	5	25	9	0	W	31-13
01/20	PATRIOTS	S	10	30	10	1	5	66	33	2	L	31-37+
2018 TOTALS		**2-2**	**35**	**159**	**24**	**2**	**10**	**91**	**33**	**2**	**1-1**	

+ - Overtime

ERIC BERRY

SAFETY

29

9TH SEASON | 9TH YEAR WITH THE CHIEFS | COLLEGE: TENNESSEE

BIRTHDAY	HEIGHT	WEIGHT	ACQUIRED	
12/29/88	6'0"	212	D1-10	PRO BOWL '11, PRO BOWL '13, PRO BOWL '14, PRO BOWL '16, PRO BOWL '17

ERIC BERRY - NFL REGULAR SEASON STATISTICS

				TACKLES							INTERCEPTIONS					O. FUMB					ST				MISC	
DATE	TEAM	GP	GS	TK	S	A	TFL	YDS	SK	YDS	QBH	NO	YDS	LG	TD	PD	FF	FR	YDS	TK	S	A	FF	FR	S	A
2010	Chiefs	16	16	94	73	21	5	0	2.0	11.0	6	4	102	54t	1	9	1	0	0	5	5	0	0	0	0	0
2011	Chiefs	1	1	0	0	0	0	0	0.0	0.0	0	0	0	0	0	0	0	0	0	0	0	0	0	0	0	0
2012	Chiefs	16	16	86	73	13	10	0	0.0	0.0	0	1	0	0	0	10	0	0	0	0	0	0	0	0	0	0
2013	Chiefs	15	15	74	66	8	11	41	3.5	26.5	7	3	134	49	2	11	1	2	24	0	0	0	0	0	0	0
2014	Chiefs	6	5	37	32	5	0	0	0.0	0.0	1	0	0	0	0	2	0	0	0	0	0	0	0	0	0	0
2015	Chiefs	16	15	61	55	6	0	0	0.0	0.0	0	2	40	25	0	10	0	0	0	0	0	0	0	0	0	0
2016	Chiefs	16	16	77	62	15	2	2	0.0	0.0	0	4	98	42t	2	9	1	0	0	0	0	0	0	0	0	0
2017	Chiefs	1	1	7	4	3	1	0	0.0	0.0	0	0	0	0	0	0	0	0	0	0	0	0	0	0	0	0
2018	Chiefs	2	2	11	8	3	0	0	0.0	0.0	0	0	0	0	0	0	0	0	0	0	0	0	0	0	0	0
NFL TOTALS		**89**	**87**	**447**	**373**	**74**	**29**	**43**	**5.5**	**37.5**	**14**	**14**	**374**	**54t**	**5**	**51**	**3**	**2**	**24**	**5**	**5**	**0**	**0**	**0**	**0**	**0**

ERIC BERRY - NFL POSTSEASON STATISTICS

				TACKLES							INTERCEPTIONS					O. FUMB					ST				MISC	
DATE	TEAM	GP	GS	TK	S	A	TFL	YDS	SK	YDS	QBH	NO	YDS	LG	TD	PD	FF	FR	YDS	TK	S	A	FF	FR	S	A
2010	Chiefs	1	1	10	9	1	0	0	0.0	0.0	0	0	0	0	0	4	0	0	0	0	0	0	0	0	0	0
2013	Chiefs	1	1	9	7	2	0	0	0.0	0.0	0	0	0	0	0	0	1	0	0	0	0	0	0	0	0	0
2015	Chiefs	2	2	10	8	2	1	2	0.0	0.0	0	1	0	0	0	1	0	0	0	0	0	0	0	0	0	0
2016	Chiefs	1	1	7	4	3	1	1	0.0	0.0	0	1	0	0	0	1	0	0	0	0	0	0	0	0	0	0
2017	Chiefs	0	0	0	0	0	0	0	0.0	0.0	0	0	0	0	0	0	0	0	0	0	0	0	0	0	0	0
2018	Chiefs	1	1	6	5	1	0	0	0.0	0.0	0	0	0	0	0	0	0	0	0	0	0	0	0	0	0	0
NFL TOTALS		**6**	**6**	**42**	**33**	**9**	**2**	**3**	**0.0**	**0.0**	**0**	**2**	**0**	**0**	**0**	**6**	**1**	**0**	**0**	**0**	**0**	**0**	**0**	**0**	**0**	**0**

2018 GAME-BY-GAME REGULAR SEASON STATISTICS (CHIEFS)

		TACKLES								INTERCEPTIONS					O. FUMB			ST					MISC			
DATE	OPPONENT	TK	S	A	SK	YDS	TFL	YDS	QBH	NO	YDS	LG	TD	PD	FF	FR	YDS	TK	S	A	FF	FR	S	A	W/L	SCORE
09/09	at Chargers										INACTIVE														W	38-28
09/16	at Steelers										INACTIVE														W	42-37
09/23	49ERS										INACTIVE														W	38-27
10/01	at Broncos										INACTIVE														W	27-23
10/07	JAGUARS										INACTIVE														W	30-14
10/14	at Patriots										INACTIVE														L	40-43
10/21	BENGALS										INACTIVE														W	45-10
10/28	BRONCOS										INACTIVE														W	30-23
11/04	at Browns										INACTIVE														W	37-21
11/11	CARDINALS										INACTIVE														W	26-14
11/19	at Rams										INACTIVE														L	51-54
12/02	at Raiders										INACTIVE														W	40-33
12/09	RAVENS										INACTIVE														W	27-24+
12/13	CHARGERS S	6	4	2	0.0	0.0	0	0	0	0	0	0	0	0	0	0	0	0	0	0	0	0	0	0	L	28-29
12/23	at Seahawks S	5	4	1	0.0	0.0	0	0	0	0	0	0	0	0	0	0	0	0	0	0	0	0	0	0	L	31-38
12/30	RAIDERS										INACTIVE														W	35-3
2018 TOTALS	**2-2**	**11**	**8**	**3**	**0.0**	**0.0**	**0**	**0**	**0**	**0**	**0**	**0**	**0**	**0**	**0**	**0**	**0**	**0**	**0**	**0**	**0**	**0**	**0**	**0**	**12-4**	

+ - Overtime

2018 GAME-BY-GAME POSTSEASON STATISTICS (CHIEFS)

		TACKLES								INTERCEPTIONS					O. FUMB			ST					MISC			
DATE	OPPONENT	TK	S	A	SK	YDS	TFL	YDS	QBH	NO	YDS	LG	TD	PD	FF	FR	YDS	TK	S	A	FF	FR	S	A	W/L	SCORE
01/12	COLTS										INACTIVE														W	31-13
01/20	PATRIOTS S	6	5	1	0.0	0.0	0	0	0	0	0	0	0	0	0	0	0	0	0	0	0	0	0	0	L	31-37+
2018 TOTALS	**1-1**	**6**	**5**	**1**	**0.0**	**0.0**	**0**	**0**	**0**	**0**	**0**	**0**	**0**	**0**	**0**	**0**	**0**	**0**	**0**	**0**	**0**	**0**	**0**	**0**	**1-1**	

+ - Overtime

5TH SEASON | 5TH YEAR WITH THE CHIEFS | COLLEGE: ABILENE CHRISTIAN

BIRTHDAY	HEIGHT	WEIGHT	ACQUIRED
06/02/91	5'10"	205	FA-18

CHARCANDRICK WEST - NFL REGULAR SEASON STATISTICS

				RUSHING					RECEIVING				
DATE	TEAM	GP	GS	NO.	YDS.	AVG.	LG	TD	NO.	YDS	AVG	LG	TD
2014	Chiefs	6	0	0	0	0.0	0	0	0	0	0.0	0	0
2015	Chiefs	15	9	160	634	4.0	38t	4	20	214	10.7	80t	1
2016	Chiefs	15	2	88	293	3.3	28	1	28	188	6.7	28	2
2017	Chiefs	13	0	18	72	4.0	21t	2	27	150	5.6	25	2
2018	Chiefs	3	0	2	-1	-0.5	1	0	2	37	18.5	25t	1
NFL TOTALS		**52**	**11**	**268**	**998**	**3.7**	**38t**	**7**	**77**	**589**	**7.6**	**80t**	**6**

CHARCANDRICK WEST - NFL POSTSEASON STATISTICS

				RUSHING					RECEIVING				
DATE	TEAM	GP	GS	NO.	YDS.	AVG.	LG	TD	NO.	YDS	AVG	LG	TD
2015	Chiefs	2	2	25	87	3.5	17	1	3	24	8.0	9	0
2016	Chiefs	1	0	1	-1	-1.0	-1	0	2	14	7.0	8	0
2017	Chiefs	1	0	0	0	0.0	0	0	2	1	0.5	3	0
2018	Chiefs	2	0	0	0	0.0	0	0	0	0	0.0	0	0
NFL TOTALS		6	2	26	86	3.3	17	1	7	39	5.6	9	0

CHARCANDRICK WEST - NFL REGULAR SEASON RETURN STATISTICS

		KICKOFF RETURNS					PUNT RETURNS					
DATE	TEAM	RET.	YDS.	AVG.	LG	TD	NO.	FC	YDS	AVG	LG	TD
2014	Chiefs	0	0	0.0	0	0	0	0	0	0.0	0	0
2015	Chiefs	0	0	0.0	0	0	0	0	0	0.0	0	0
2016	Chiefs	0	0	0.0	0	0	0	0	0	0.0	0	0
2017	Chiefs	2	37	18.5	19	0	0	0	0	0.0	0	0
2018	Chiefs	0	0	0.0	0	0	0	0	0	0.0	0	0
NFL TOTALS		2	37	18.5	19	0	0	0	0	0.0	0	0

CHARCANDRICK WEST - NFL POSTSEASON RETURN STATISTICS

		KICKOFF RETURNS					PUNT RETURNS					
DATE	TEAM	RET.	YDS.	AVG.	LG	TD	NO.	FC	YDS	AVG	LG	TD
2015	Chiefs	0	0	0.0	0	0	0	0	0	0.0	0	0
2016	Chiefs	0	0	0.0	0	0	0	0	0	0.0	0	0
2017	Chiefs	3	66	22.0	29	0	0	0	0	0.0	0	0
2018	Chiefs	0	0	0.0	0	0	0	0	0	0.0	0	0
NFL TOTALS		3	66	22.0	29	0	0	0	0	0.0	0	0

2018 GAME-BY-GAME REGULAR SEASON STATISTICS (CHIEFS)

			RUSHING				RECEIVING					
DATE	OPPONENT	P/S	ATT	YDS	LG	TD	NO	YDS	LG	TD	W/L	SCORE
09/09	at Chargers					NOT ON ROSTER					W	38-28
09/16	at Steelers					NOT ON ROSTER					W	42-37
09/23	49ERS					NOT ON ROSTER					W	38-27
10/01	at Broncos					NOT ON ROSTER					W	27-23
10/07	JAGUARS					NOT ON ROSTER					W	30-14
10/14	at Patriots					NOT ON ROSTER					L	40-43
10/21	BENGALS					NOT ON ROSTER					W	45-10
10/28	BRONCOS					NOT ON ROSTER					W	30-23
11/04	at Browns					NOT ON ROSTER					W	37-21
11/11	CARDINALS					NOT ON ROSTER					W	26-14
11/19	at Rams					NOT ON ROSTER					L	51-54
12/02	at Raiders					NOT ON ROSTER					W	40-33
12/09	RAVENS					INACTIVE					W	27-24+
12/13	CHARGERS	P	0	0	0	0	0	0	0	0	L	28-29
12/23	at Seahawks	P	1	1	1	0	2	37	25t	1	L	31-38
12/30	RAIDERS	P	1	-2	-2	0	0	0	0	0	W	35-3
2018 TOTALS		3-0	2	-1	1	0	2	37	25t	1	12-4	

+ - Overtime

2018 GAME-BY-GAME POSTSEASON STATISTICS (CHIEFS)

			RUSHING				RECEIVING					
DATE	OPPONENT	P/S	ATT	YDS	LG	TD	NO	YDS	LG	TD	W/L	SCORE
01/12	COLTS	P	0	0	0	0	0	0	0	0	W	31-13
01/20	PATRIOTS	P	0	0	0	0	0	0	0	0	L	31-37+
2018 TOTALS		**2-0**	**0**	**0**	**0**	**0**	**0**	**0**	**0**	**0**	**1-1**	

+ - Overtime

DARREL WILLIAMS
RUNNING BACK
31

ROOKIE SEASON | ROOKIE YEAR WITH THE CHIEFS | COLLEGE: LSU

BIRTHDAY	HEIGHT	WEIGHT	ACQUIRED
04/15/95	5'11"	224	CFA-18

DARREL WILLIAMS - NFL REGULAR SEASON STATISTICS

				RUSHING					RECEIVING				
DATE	TEAM	GP	GS	NO.	YDS.	AVG.	LG	TD	NO.	YDS	AVG	LG	TD
2018	Chiefs	6	0	13	44	3.4	8	0	3	27	9.0	11t	1
NFL TOTALS		**6**	**0**	**13**	**44**	**3.4**	**8**	**0**	**3**	**27**	**9.0**	**11t**	**1**

DARREL WILLIAMS - NFL POSTSEASON STATISTICS

				RUSHING					RECEIVING				
DATE	TEAM	GP	GS	NO.	YDS.	AVG.	LG	TD	NO.	YDS	AVG	LG	TD
2018	Chiefs	2	0	3	9	3.0	6t	1	0	0	0.0	0	0
NFL TOTALS		**2**	**0**	**3**	**9**	**3.0**	**6t**	**1**	**0**	**0**	**0.0**	**0**	**0**

DARREL WILLIAMS - NFL REGULAR SEASON RETURN STATISTICS

		KICKOFF RETURNS					PUNT RETURNS					
DATE	TEAM	RET.	YDS.	AVG.	LG	TD	NO.	FC	YDS	AVG	LG	TD
2018	Chiefs	0	0	0.0	0	0	0	0	0	0.0	0	0
NFL TOTALS		**0**	**0**	**0.0**	**0**	**0**	**0**	**0**	**0**	**0.0**	**0**	**0**

DARREL WILLIAMS - NFL POSTSEASON RETURN STATISTICS

		KICKOFF RETURNS					PUNT RETURNS					
DATE	TEAM	RET.	YDS.	AVG.	LG	TD	NO.	FC	YDS	AVG	LG	TD
2018	Chiefs	0	0	0.0	0	0	0	0	0	0.0	0	0
NFL TOTALS		**0**	**0**	**0.0**	**0**	**0**	**0**	**0**	**0**	**0.0**	**0**	**0**

2018 GAME-BY-GAME REGULAR SEASON STATISTICS (CHIEFS)

			RUSHING				RECEIVING					
DATE	OPPONENT	P/S	ATT	YDS	LG	TD	NO	YDS	LG	TD	W/L	SCORE
09/09	at Chargers					INACTIVE					W	38-28
09/16	at Steelers					INACTIVE					W	42-37
09/23	49ERS					INACTIVE					W	38-27
10/01	at Broncos					INACTIVE					W	27-23
10/07	JAGUARS					INACTIVE					W	30-14
10/14	at Patriots					INACTIVE					L	40-43
10/21	BENGALS					INACTIVE					W	45-10
10/28	BRONCOS					INACTIVE					W	30-23
11/04	at Browns					INACTIVE					W	37-21
11/11	CARDINALS	P	0	0	0	0	0	0	0	0	W	26-14
11/19	at Rams					INACTIVE					L	51-54
12/02	at Raiders	P	0	0	0	0	0	0	0	0	W	40-33
12/09	RAVENS	P	0	0	0	0	1	8	8	0	W	27-24+
12/13	CHARGERS	P	2	13	8	0	2	19	11t	1	L	28-29
12/23	at Seahawks	P	0	0	0	0	0	0	0	0	L	31-38
12/30	RAIDERS	P	11	31	6	0	0	0	0	0	W	35-3
2018 TOTALS		**6-0**	**13**	**44**	**8**	**0**	**3**	**27**	**11t**	**1**	**12-4**	

+ - Overtime

2018 GAME-BY-GAME POSTSEASON STATISTICS (CHIEFS)

			RUSHING				RECEIVING					
DATE	OPPONENT	P/S	ATT	YDS	LG	TD	NO	YDS	LG	TD	W/L	SCORE
01/12	COLTS	P	3	9	6t	1	0	0	0	0	W	31-13
01/20	PATRIOTS	P	0	0	0	0	0	0	0	0	L	31-37+
2018 TOTALS		**2-0**	**3**	**9**	**6t**	**1**	**0**	**0**	**0**	**0**	**1-1**	

+ - Overtime

5TH SEASON | 4TH YEAR WITH THE CHIEFS | COLLEGE: LSU

BIRTHDAY	HEIGHT	WEIGHT	ACQUIRED
11/23/91	5'10"	229	FA-14

SPENCER WARE - NFL REGULAR SEASON STATISTICS

				RUSHING					RECEIVING				
DATE	TEAM	GP	GS	NO.	YDS.	AVG.	LG	TD	NO.	YDS	AVG	LG	TD
2013	Seahawks	2	0	3	10	3.3	5	0	0	0	0.0	0	0
2015	Chiefs	11	2	72	403	5.6	52	6	6	5	0.8	5	0
2016	Chiefs	14	14	214	921	4.3	46	3	33	447	13.5	46t	2
2017	Chiefs	0	0	0	0	0.0	0	0	0	0	0.0	0	0
2018	Chiefs	13	2	51	246	4.8	34	2	20	224	11.2	31	0
NFL TOTALS		**40**	**18**	**340**	**1,580**	**4.6**	**52**	**11**	**59**	**676**	**11.5**	**46t**	**2**

SPENCER WARE - NFL POSTSEASON STATISTICS

				RUSHING					RECEIVING				
DATE	TEAM	GP	GS	NO.	YDS.	AVG.	LG	TD	NO.	YDS	AVG	LG	TD
2015	Chiefs	2	0	16	67	4.2	23	1	0	0	0.0	0	0
2016	Chiefs	1	1	8	35	4.4	11	1	2	1	0.5	4	0
2017	Chiefs	0	0	0	0	0.0	0	0	0	0	0.0	0	0
2018	Chiefs	1	0	0	0	0.0	0	0	1	21	21.0	21	0
NFL TOTALS		**4**	**1**	**24**	**102**	**4.3**	**23**	**2**	**3**	**22**	**7.3**	**21**	**0**

SPENCER WARE - NFL REGULAR SEASON RETURN STATISTICS

		KICKOFF RETURNS					PUNT RETURNS					
DATE	TEAM	RET.	YDS.	AVG.	LG	TD	NO.	FC	YDS	AVG	LG	TD
2013	Seahawks	0	0	0.0	0	0	0	0	0	0.0	0	0
2015	Chiefs	1	14	14.0	14	0	0	0	0	0.0	0	0
2016	Chiefs	0	0	0.0	0	0	0	0	0	0.0	0	0
2017	Chiefs	0	0	0.0	0	0	0	0	0	0.0	0	0
2018	Chiefs	1	10	10.0	10	0	0	0	0	0.0	0	0
NFL TOTALS		**2**	**24**	**12.0**	**14**	**0**	**0**	**0**	**0**	**0.0**	**0**	**0**

SPENCER WARE - NFL POSTSEASON RETURN STATISTICS

		KICKOFF RETURNS					PUNT RETURNS					
DATE	TEAM	RET.	YDS.	AVG.	LG	TD	NO.	FC	YDS	AVG	LG	TD
2015	Chiefs	0	0	0.0	0	0	0	0	0	0.0	0	0
2016	Chiefs	0	0	0.0	0	0	0	0	0	0.0	0	0
2017	Chiefs	0	0	0.0	0	0	0	0	0	0.0	0	0
2018	Chiefs	0	0	0.0	0	0	0	0	0	0.0	0	0
NFL TOTALS		**0**	**0**	**0.0**	**0**	**0**	**0**	**0**	**0**	**0.0**	**0**	**0**

2018 GAME-BY-GAME REGULAR SEASON STATISTICS (CHIEFS)

				RUSHING				RECEIVING					
DATE	OPPONENT	P/S	ATT	YDS	LG	TD	NO	YDS	LG	TD	W/L	SCORE
09/09	at Chargers	P	3	32	27	0	1	8	8	0	W	38-28
09/16	at Steelers	P	1	3	3	0	0	0	0	0	W	42-37
09/23	49ERS	P	1	1	1	0	2	29	15	0	W	38-27
10/01	at Broncos	P	2	6	4	0	0	0	0	0	W	27-23
10/07	JAGUARS	P	1	0	0	0	1	13	13	0	W	30-14
10/14	at Patriots	P	2	5	4	0	2	9	5	0	L	40-43
10/21	BENGALS	P	8	59	34	0	3	30	22	0	W	45-10
10/28	BRONCOS	P	0	0	0	0	0	0	0	0	W	30-23
11/04	at Browns	P	2	12	11	0	4	69	25	0	W	37-21
11/11	CARDINALS	P	2	6	3t	1	1	7	7	0	W	26-14
11/19	at Rams	P	0	0	0	0	0	0	0	0	L	51-54
12/02	at Raiders	S	14	47	17	1	1	5	5	0	W	40-33
12/09	RAVENS	S	15	75	13	0	5	54	31	0	W	27-24+
12/13	CHARGERS					INACTIVE					L	28-29
12/23	at Seahawks					INACTIVE					L	31-38
12/30	RAIDERS					INACTIVE					W	35-3
2018 TOTALS		**13-2**	**51**	**246**	**34**	**2**	**20**	**224**	**31**	**0**	**12-4**	

+ - Overtime

2018 GAME-BY-GAME POSTSEASON STATISTICS (CHIEFS)

			RUSHING				RECEIVING					
DATE	OPPONENT	P/S	ATT	YDS	LG	TD	NO	YDS	LG	TD	W/L	SCORE
01/12	COLTS					INACTIVE					W	31-13
01/20	PATRIOTS	P	0	0	0	0	1	21	21	0	L	31-37+
2018 TOTALS		**1-0**	**0**	**0**	**0**	**0**	**1**	**21**	**21**	**0**	**1-1**	

+ - Overtime

CHARVARIUS WARD 35

CORNERBACK

ROOKIE SEASON	ROOKIE YEAR WITH THE CHIEFS	COLLEGE: MIDDLE TENNESSEE STAT

BIRTHDAY	HEIGHT	WEIGHT	ACQUIRED
05/16/96	6'1"	198	T(DAL)-18

CHARVARIUS WARD - NFL REGULAR SEASON STATISTICS

						TACKLES					INTERCEPTIONS				O. FUMB				ST				MISC	
DATE	TEAM	GP	GS	TK	S	A	TFL	YDS	SK	YDS	QBH	NO	YDS	LG	TD	PD	FF	FR	YDS	TK	S	A	FF	FR	S	A
2018	Chiefs	13	2	18	17	1	0	0	0.0	0.0	0	0	0	0	0	3	0	0	0	12	9	3	0	0	0	0
NFL TOTALS		**13**	**2**	**18**	**17**	**1**	**0**	**0**	**0.0**	**0.0**	**0**	**0**	**0**	**0**	**0**	**3**	**0**	**0**	**0**	**12**	**9**	**3**	**0**	**0**	**0**	**0**

CHARVARIUS WARD - NFL POSTSEASON STATISTICS

						TACKLES					INTERCEPTIONS				O. FUMB				ST				MISC	
DATE	TEAM	GP	GS	TK	S	A	TFL	YDS	SK	YDS	QBH	NO	YDS	LG	TD	PD	FF	FR	YDS	TK	S	A	FF	FR	S	A
2018	Chiefs	2	1	11	6	5	0	0	0.0	0.0	0	0	0	0	0	4	0	0	0	0	0	0	0	0	0	0
NFL TOTALS		**2**	**1**	**11**	**6**	**5**	**0**	**0**	**0.0**	**0.0**	**0**	**0**	**0**	**0**	**0**	**4**	**0**	**0**	**0**	**0**	**0**	**0**	**0**	**0**	**0**	**0**

2018 GAME-BY-GAME REGULAR SEASON STATISTICS (CHIEFS)

		TACKLES								INTERCEPTIONS					O. FUMB			ST					MISC			
DATE OPPONENT		TK	S	A	SK	YDS	TFL	YDS	QBH	NO	YDS	LG	TD	PD	FF	FR	YDS	TK	S	A	FF	FR	S	A	W/L	SCORE
09/09 at Chargers											INACTIVE														W	38-28
09/16 at Steelers											INACTIVE														W	42-37
09/23 49ERS											INACTIVE														W	38-27
10/01 at Broncos	P	0	0	0	0.0	0.0	0	0	0	0	0	0	0	0	0	0	0	3	2	1	0	0	0	0	W	27-23
10/07 JAGUARS	P	0	0	0	0.0	0.0	0	0	0	0	0	0	0	0	0	0	0	0	0	0	0	0	0	0	W	30-14
10/14 at Patriots	P	0	0	0	0.0	0.0	0	0	0	0	0	0	0	0	0	0	0	0	0	0	0	0	0	0	L	40-43
10/21 BENGALS	P	1	1	0	0.0	0.0	0	0	0	0	0	0	0	0	0	0	0	1	0	1	0	0	0	0	W	45-10
10/28 BRONCOS	P	0	0	0	0.0	0.0	0	0	0	0	0	0	0	0	0	0	0	2	2	0	0	0	0	0	W	30-23
11/04 at Browns	P	0	0	0	0.0	0.0	0	0	0	0	0	0	0	0	0	0	0	1	1	0	0	0	0	0	W	37-21
11/11 CARDINALS	P	0	0	0	0.0	0.0	0	0	0	0	0	0	0	0	0	0	0	2	2	0	0	0	0	0	W	26-14
11/19 at Rams	P	0	0	0	0.0	0.0	0	0	0	0	0	0	0	0	0	0	0	2	1	1	0	0	0	0	L	51-54
12/02 at Raiders	P	0	0	0	0.0	0.0	0	0	0	0	0	0	0	0	0	0	0	0	0	0	0	0	0	0	W	40-33
12/09 RAVENS	P	0	0	0	0.0	0.0	0	0	0	0	0	0	0	0	0	0	0	0	0	0	0	0	0	0	W	27-24+
12/13 CHARGERS	P	0	0	0	0.0	0.0	0	0	0	0	0	0	0	0	0	0	0	1	1	0	0	0	0	0	L	28-29
12/23 at Seahawks	S	8	7	1	0.0	0.0	0	0	0	0	0	0	0	1	0	0	0	0	0	0	0	0	0	0	L	31-38
12/30 RAIDERS	S	9	9	0	0.0	0.0	0	0	0	0	0	0	0	2	0	0	0	0	0	0	0	0	0	0	W	35-3
2018 TOTALS	**13-2**	**18**	**17**	**1**	**0.0**	**0.0**	**0**	**0**	**0**	**0**	**0**	**0**	**0**	**3**	**0**	**0**	**0**	**12**	**9**	**3**	**0**	**0**	**0**	**0**	**12-4**	

+ - Overtime

2018 GAME-BY-GAME POSTSEASON STATISTICS (CHIEFS)

		TACKLES								INTERCEPTIONS					O. FUMB			ST					MISC			
DATE OPPONENT		TK	S	A	SK	YDS	TFL	YDS	QBH	NO	YDS	LG	TD	PD	FF	FR	YDS	TK	S	A	FF	FR	S	A	W/L	SCORE
01/12 COLTS	S	4	2	2	0.0	0.0	0	0	0	0	0	0	0	4	0	0	0	0	0	0	0	0	0	0	W	31-13
01/20 PATRIOTS	P	7	4	3	0.0	0.0	0	0	0	0	0	0	0	0	0	0	0	0	0	0	0	0	0	0	L	31-37+
2018 TOTALS	**2-1**	**11**	**6**	**5**	**0.0**	**0.0**	**0**	**0**	**0**	**0**	**0**	**0**	**0**	**4**	**0**	**0**	**0**	**0**	**0**	**0**	**0**	**0**	**0**	**0**	**1-1**	

+ - Overtime

ROOKIE SEASON | ROOKIE YEAR WITH THE CHIEFS | COLLEGE: CENTRAL ARKANSAS

BIRTHDAY	HEIGHT	WEIGHT	ACQUIRED
07/20/96	6'0"	190	D6a-18

TREMON SMITH - NFL REGULAR SEASON STATISTICS

				TACKLES								INTERCEPTIONS					O. FUMB			ST					MISC	
DATE	TEAM	GP	GS	TK	S	A	TFL	YDS	SK	YDS	QBH	NO	YDS	LG	TD	PD	FF	FR	YDS	TK	S	A	FF	FR	S	A
2018	Chiefs	14	1	1	1	0	0	0	0.0	0.0	0	0	0	0	0	1	0	0	0	4	3	1	0	1	0	0
NFL TOTALS		**14**	**1**	**1**	**1**	**0**	**0**	**0**	**0.0**	**0.0**	**0**	**0**	**0**	**0**	**0**	**1**	**0**	**0**	**0**	**4**	**3**	**1**	**0**	**1**	**0**	**0**

TREMON SMITH - NFL POSTSEASON STATISTICS

				TACKLES								INTERCEPTIONS					O. FUMB			ST					MISC	
DATE	TEAM	GP	GS	TK	S	A	TFL	YDS	SK	YDS	QBH	NO	YDS	LG	TD	PD	FF	FR	YDS	TK	S	A	FF	FR	S	A
2018	Chiefs	2	0	1	1	0	0	0	0.0	0.0	0	0	0	0	0	0	0	0	0	0	0	0	0	1	0	0
NFL TOTALS		2	0	1	1	0	0	0	0.0	0.0	0	0	0	0	0	0	0	0	0	0	0	0	0	1	0	0

2018 GAME-BY-GAME REGULAR SEASON STATISTICS (CHIEFS)

			TACKLES								INTERCEPTIONS					O. FUMB			ST					MISC			
DATE	OPPONENT		TK	S	A	SK	YDS	TFL	YDS	QBH	NO	YDS	LG	TD	PD	FF	FR	YDS	TK	S	A	FF	FR	S	A	W/L	SCORE
09/09	at Chargers	P	0	0	0	0.0	0.0	0	0	0	0	0	0	0	0	0	0	0	1	1	0	0	0	0	0	W	38-28
09/16	at Steelers	P	1	1	0	0.0	0.0	0	0	0	0	0	0	0	0	0	0	0	1	1	0	0	0	0	0	W	42-37
09/23	49ERS	P	0	0	0	0.0	0.0	0	0	0	0	0	0	0	0	0	0	0	0	0	0	0	0	0	0	W	38-27
10/01	at Broncos											INACTIVE														W	27-23
10/07	JAGUARS											INACTIVE														W	30-14
10/14	at Patriots	P	0	0	0	0.0	0.0	0	0	0	0	0	0	0	0	0	0	0	0	0	0	0	0	0	0	L	40-43
10/21	BENGALS	P	0	0	0	0.0	0.0	0	0	0	0	0	0	0	0	0	0	0	1	1	0	0	0	0	0	W	45-10
10/28	BRONCOS	P	0	0	0	0.0	0.0	0	0	0	0	0	0	0	0	0	0	0	0	0	0	0	0	0	0	W	30-23
11/04	at Browns	P	0	0	0	0.0	0.0	0	0	0	0	0	0	0	0	0	0	0	0	0	0	0	0	0	0	W	37-21
11/11	CARDINALS	P	0	0	0	0.0	0.0	0	0	0	0	0	0	0	0	0	0	0	0	0	0	0	0	0	0	W	26-14
11/19	at Rams	P	0	0	0	0.0	0.0	0	0	0	0	0	0	0	0	0	0	0	0	0	0	0	0	0	0	L	51-54
12/02	at Raiders	P	0	0	0	0.0	0.0	0	0	0	0	0	0	0	0	0	0	0	0	0	0	0	0	0	0	W	40-33
12/09	RAVENS	P	0	0	0	0.0	0.0	0	0	0	0	0	0	0	0	0	0	0	0	0	0	0	0	0	0	W	27-24+
12/13	CHARGERS	P	0	0	0	0.0	0.0	0	0	0	0	0	0	0	0	0	0	0	1	0	1	0	0	0	0	L	28-29
12/23	at Seahawks	S	0	0	0	0.0	0.0	0	0	0	0	0	0	0	1	0	0	0	0	0	0	0	1	0	0	L	31-38
12/30	RAIDERS	P	0	0	0	0.0	0.0	0	0	0	0	0	0	0	0	0	0	0	0	0	0	0	0	0	0	W	35-3
2018 TOTALS		14-1	1	1	0	0.0	0.0	0	0	0	0	0	0	0	1	0	0	0	4	3	1	0	1	0	0	12-4	

+ - Overtime

2018 GAME-BY-GAME POSTSEASON STATISTICS (CHIEFS)

			TACKLES								INTERCEPTIONS					O. FUMB			ST					MISC			
DATE	OPPONENT		TK	S	A	SK	YDS	TFL	YDS	QBH	NO	YDS	LG	TD	PD	FF	FR	YDS	TK	S	A	FF	FR	S	A	W/L	SCORE
01/12	COLTS	P	1	1	0	0.0	0.0	0	0	0	0	0	0	0	0	0	0	0	0	0	0	0	1	0	0	W	31-13
01/20	PATRIOTS	P	0	0	0	0.0	0.0	0	0	0	0	0	0	0	0	0	0	0	0	0	0	0	0	0	0	L	31-37+
2018 TOTALS		2-0	1	1	0	0.0	0.0	0	0	0	0	0	0	0	0	0	0	0	0	0	0	0	1	0	0	1-1	

+ - Overtime

4TH SEASON | 4TH YEAR WITH THE CHIEFS | COLLEGE: OKLAHOMA

BIRTHDAY	HEIGHT	WEIGHT	ACQUIRED
08/06/89	6'3"	240	FA-15

JAMES WINCHESTER - NFL REGULAR SEASON STATISTICS

DATE	TEAM	GP
2015	Chiefs	16
2016	Chiefs	16
2017	Chiefs	16
2018	Chiefs	16
NFL TOTALS		**64**

JAMES WINCHESTER - NFL POSTSEASON STATISTICS

DATE	TEAM	GP
2015	Chiefs	2
2016	Chiefs	1
2017	Chiefs	1
2018	Chiefs	2
NFL TOTALS		**6**

2018 GAME-BY-GAME REGULAR SEASON STATISTICS (CHIEFS)

DATE	OPPONENT		W/L	SCORE
09/09	at Chargers	P	W	38-28
09/16	at Steelers	P	W	42-37
09/23	49ERS	P	W	38-27
10/01	at Broncos	P	W	27-23
10/07	JAGUARS	P	W	30-14
10/14	at Patriots	P	L	40-43
10/21	BENGALS	P	W	45-10
10/28	BRONCOS	P	W	30-23
11/04	at Browns	P	W	37-21
11/11	CARDINALS	P	W	26-14
11/19	at Rams	P	L	51-54
12/02	at Raiders	P	W	40-33
12/09	RAVENS	P	W	27-24+
12/13	CHARGERS	P	L	28-29
12/23	at Seahawks	P	L	31-38
12/30	RAIDERS	P	W	35-3
2018 TOTALS		**16**	**12-4**	

+ - Overtime

2018 GAME-BY-GAME POSTSEASON STATISTICS (CHIEFS)

DATE	OPPONENT		W/L	SCORE
01/12	COLTS	P	W	31-13
01/20	PATRIOTS	P	L	31-37+
2018 TOTALS		**2**	**1-1**	

+ - Overtime

ANTHONY SHERMAN 42

FULLBACK

8TH SEASON | 6TH YEAR WITH THE CHIEFS | COLLEGE: CONNECTICUT

BIRTHDAY	HEIGHT	WEIGHT	ACQUIRED
12/11/88	5'10"	242	T(ARI)-13

ANTHONY SHERMAN - NFL REGULAR SEASON STATISTICS

				RUSHING					RECEIVING				
DATE	TEAM	GP	GS	NO.	YDS.	AVG.	LG	TD	NO.	YDS	AVG	LG	TD
2011	Cardinals	15	7	1	3	3.0	3	0	8	72	9.0	19	0
2012	Cardinals	13	4	0	0	0.0	0	0	5	39	7.8	19	0
2013	Chiefs	16	8	2	3	1.5	2	0	18	155	8.6	26	1
2014	Chiefs	16	6	2	8	4.0	4	0	10	71	7.1	24	1
2015	Chiefs	16	2	1	0	0.0	0	0	4	34	8.5	18	0
2016	Chiefs	16	3	0	0	0.0	0	0	4	11	2.8	6	0
2017	Chiefs	16	3	14	40	2.9	9	1	6	47	7.8	11	0
2018	Chiefs	16	1	1	2	2.0	2	0	8	96	12.0	36t	1
NFL TOTALS		124	34	21	56	2.7	9	1	63	525	8.3	36t	3

ANTHONY SHERMAN - NFL POSTSEASON STATISTICS

				RUSHING					RECEIVING				
DATE	TEAM	GP	GS	NO.	YDS.	AVG.	LG	TD	NO.	YDS	AVG	LG	TD
2013	Chiefs	1	1	0	0	0.0	0	0	2	1	0.5	5t	1
2015	Chiefs	2	0	0	0	0.0	0	0	2	4	2.0	3	0
2016	Chiefs	1	0	0	0	0.0	0	0	1	3	3.0	3	0
2017	Chiefs	1	0	0	0	0.0	0	0	0	0	0.0	0	0
2018	Chiefs	2	0	0	0	0.0	0	0	0	0	0.0	0	0
NFL TOTALS		7	1	0	0	0.0	0	0	5	8	1.6	5t	1

ANTHONY SHERMAN - NFL REGULAR SEASON RETURN STATISTICS

		KICKOFF RETURNS					PUNT RETURNS					
DATE	TEAM	RET.	YDS.	AVG.	LG	TD	NO.	FC	YDS	AVG	LG	TD
2011	Cardinals	0	0	0.0	0	0	0	0	0	0.0	0	0
2012	Cardinals	0	0	0.0	0	0	0	0	0	0.0	0	0
2013	Chiefs	0	0	0.0	0	0	0	0	0	0.0	0	0
2014	Chiefs	1	13	13.0	13	0	0	0	0	0.0	0	0
2015	Chiefs	2	20	10.0	11	0	0	0	0	0.0	0	0
2016	Chiefs	0	0	0.0	0	0	0	0	0	0.0	0	0
2017	Chiefs	1	7	7.0	7	0	0	0	0	0.0	0	0
2018	Chiefs	1	5	5.0	5	0	0	0	0	0.0	0	0
NFL TOTALS		5	45	9.0	13	0	0	0	0	0.0	0	0

ANTHONY SHERMAN - NFL POSTSEASON RETURN STATISTICS

		KICKOFF RETURNS					PUNT RETURNS					
DATE	TEAM	RET.	YDS.	AVG.	LG	TD	NO.	FC	YDS	AVG	LG	TD
2013	Chiefs	0	0	0.0	0	0	0	0	0	0.0	0	0
2015	Chiefs	0	0	0.0	0	0	0	0	0	0.0	0	0
2016	Chiefs	0	0	0.0	0	0	0	0	0	0.0	0	0
2017	Chiefs	0	0	0.0	0	0	0	0	0	0.0	0	0
2018	Chiefs	0	0	0.0	0	0	0	0	0	0.0	0	0
NFL TOTALS		0	0	0.0	0	0	0	0	0	0.0	0	0

2018 GAME-BY-GAME REGULAR SEASON STATISTICS (CHIEFS)

			RUSHING				RECEIVING					
DATE	OPPONENT	P/S	ATT	YDS	LG	TD	NO	YDS	LG	TD	W/L	SCORE
09/09	at Chargers	P	0	0	0	0	1	36	36t	1	W	38-28
09/16	at Steelers	P	0	0	0	0	0	0	0	0	W	42-37
09/23	49ERS	P	0	0	0	0	1	16	16	0	W	38-27
10/01	at Broncos	P	0	0	0	0	0	0	0	0	W	27-23
10/07	JAGUARS	P	0	0	0	0	1	15	15	0	W	30-14
10/14	at Patriots	P	0	0	0	0	1	-2	-2	0	L	40-43
10/21	BENGALS	P	0	0	0	0	0	0	0	0	W	45-10
10/28	BRONCOS	P	0	0	0	0	1	10	10	0	W	30-23
11/04	at Browns	S	0	0	0	0	0	0	0	0	W	37-21
11/11	CARDINALS	P	0	0	0	0	1	2	2	0	W	26-14
11/19	at Rams	P	0	0	0	0	0	0	0	0	L	51-54
12/02	at Raiders	P	0	0	0	0	0	0	0	0	W	40-33
12/09	RAVENS	P	1	2	2	0	0	0	0	0	W	27-24+
12/13	CHARGERS	P	0	0	0	0	0	0	0	0	L	28-29
12/23	at Seahawks	P	0	0	0	0	0	0	0	0	L	31-38
12/30	RAIDERS	P	0	0	0	0	2	19	12	0	W	35-3
2018 TOTALS		16-1	1	2	2	0	8	96	36t	1	12-4	

+ - Overtime

2018 GAME-BY-GAME POSTSEASON STATISTICS (CHIEFS)

			RUSHING				RECEIVING					
DATE	OPPONENT	P/S	ATT	YDS	LG	TD	NO	YDS	LG	TD	W/L	SCORE
01/12	COLTS	P	0	0	0	0	0	0	0	0	W	31-13
01/20	PATRIOTS	P	0	0	0	0	0	0	0	0	L	31-37+
2018 TOTALS		2-0	0	0	0	0	0	0	0	0	1-1	

+ - Overtime

5TH SEASON | 5TH YEAR WITH THE CHIEFS | COLLEGE: BYU

BIRTHDAY	HEIGHT	WEIGHT	ACQUIRED
03/05/90	6'2"	208	CFA-14

DANIEL SORENSEN - NFL REGULAR SEASON STATISTICS

				TACKLES							INTERCEPTIONS					O. FUMB					ST				MISC	
DATE	TEAM	GP	GS	TK	S	A	TFL	YDS	SK	YDS	QBH	NO	YDS	LG	TD	PD	FF	FR	YDS	TK	S	A	FF	FR	S	A
2014	Chiefs	9	0	0	0	0	0	0	0.0	0.0	0	0	0	0	0	0	0	0	0	7	6	1	0	0	0	0
2015	Chiefs	16	0	16	14	2	1	7	1.0	7.0	2	0	0	0	0	2	0	0	0	7	6	1	0	0	0	0
2016	Chiefs	16	1	54	47	7	4	13	1.0	8.0	3	3	48	48t	1	6	2	2	56	9	8	1	0	1	0	0
2017	Chiefs	15	14	88	66	22	5	18	1.5	14.0	7	1	3	3	0	6	0	0	0	1	1	0	0	0	0	0
2018	Chiefs	7	4	26	14	12	0	0	0.0	0.0	1	1	54	54t	1	2	0	1	0	0	0	0	0	0	0	0
NFL TOTALS		**63**	**19**	**184**	**141**	**43**	**10**	**38**	**3.5**	**29.0**	**13**	**5**	**105**	**54t**	**2**	**16**	**2**	**3**	**56**	**24**	**21**	**3**	**0**	**1**	**0**	**0**

DANIEL SORENSEN - NFL POSTSEASON STATISTICS

				TACKLES							INTERCEPTIONS					O. FUMB					ST				MISC	
DATE	TEAM	GP	GS	TK	S	A	TFL	YDS	SK	YDS	QBH	NO	YDS	LG	TD	PD	FF	FR	YDS	TK	S	A	FF	FR	S	A
2015	Chiefs	2	0	1	0	1	0	0	0.0	0.0	0	0	0	0	0	0	0	0	0	0	0	0	0	0	0	0
2016	Chiefs	1	1	2	1	1	0	0	0.0	0.0	0	0	0	0	0	0	0	0	0	0	0	0	0	0	0	0
2017	Chiefs	1	1	3	2	1	0	0	0.0	0.0	0	0	0	0	0	0	0	0	0	0	0	0	0	0	0	0
2018	Chiefs	2	2	17	12	5	0	0	0.0	0.0	0	1	24	24	0	1	0	0	0	0	0	0	0	0	0	0
NFL TOTALS		**6**	**4**	**23**	**15**	**8**	**0**	**0**	**0.0**	**0.0**	**0**	**1**	**24**	**24**	**0**	**1**	**0**	**0**	**0**	**0**	**0**	**0**	**0**	**0**	**0**	**0**

2018 GAME-BY-GAME REGULAR SEASON STATISTICS (CHIEFS)

			TACKLES								INTERCEPTIONS					O. FUMB			ST					MISC			
DATE	OPPONENT		TK	S	A	SK	YDS	TFL	YDS	QBH	NO	YDS	LG	TD	PD	FF	FR	YDS	TK	S	A	FF	FR	S	A	W/L	SCORE
09/09	at Chargers										RESERVE/INJURED															W	38-28
09/16	at Steelers										RESERVE/INJURED															W	42-37
09/23	49ERS										RESERVE/INJURED															W	38-27
10/01	at Broncos										RESERVE/INJURED															W	27-23
10/07	JAGUARS										RESERVE/INJURED															W	30-14
10/14	at Patriots										RESERVE/INJURED															L	40-43
10/21	BENGALS										RESERVE/INJURED															W	45-10
10/28	BRONCOS										RESERVE/INJURED															W	30-23
11/04	at Browns										RESERVE/INJURED															W	37-21
11/11	CARDINALS	P	6	2	4	0.0	0.0	0	0	0	0	0	0	0	0	0	0	0	0	0	0	0	0	0	0	W	26-14
11/19	at Rams	P	2	2	0	0.0	0.0	0	0	0	0	0	0	0	0	0	0	0	0	0	0	0	0	0	0	L	51-54
12/02	at Raiders	P	2	1	1	0.0	0.0	0	0	0	0	0	0	0	1	0	1	0	0	0	0	0	0	0	0	W	40-33
12/09	RAVENS	S	3	1	2	0.0	0.0	0	0	0	0	0	0	0	0	0	0	0	0	0	0	0	0	0	0	W	27-24+
12/13	CHARGERS	S	3	3	0	0.0	0.0	0	0	0	0	0	0	0	0	0	0	0	0	0	0	0	0	0	0	L	28-29
12/23	at Seahawks	S	8	4	4	0.0	0.0	0	0	1	0	0	0	0	0	0	0	0	0	0	0	0	0	0	0	L	31-38
12/30	RAIDERS	S	2	1	1	0.0	0.0	0	0	0	1	54	54	1	1	0	0	0	0	0	0	0	0	0	0	W	35-3
2018	**TOTALS**	**7-4**	**26**	**14**	**12**	**0.0**	**0.0**	**0**	**0**	**1**	**1**	**54**	**54t**	**1**	**2**	**0**	**1**	**0**	**0**	**0**	**0**	**0**	**0**	**0**	**0**	**12-4**	

+ - Overtime

2018 GAME-BY-GAME POSTSEASON STATISTICS (CHIEFS)

			TACKLES								INTERCEPTIONS					O. FUMB			ST					MISC			
DATE	OPPONENT		TK	S	A	SK	YDS	TFL	YDS	QBH	NO	YDS	LG	TD	PD	FF	FR	YDS	TK	S	A	FF	FR	S	A	W/L	SCORE
01/12	COLTS	S	3	1	2	0.0	0.0	0	0	0	0	0	0	0	0	0	0	0	0	0	0	0	0	0	0	W	31-13
01/20	PATRIOTS	S	14	11	3	0.0	0.0	0	0	0	1	24	24	0	1	0	0	0	0	0	0	0	0	0	0	L	31-37+
2018	**TOTALS**	**2-2**	**17**	**12**	**5**	**0.0**	**0.0**	**0**	**0**	**0**	**1**	**24**	**24**	**0**	**1**	**0**	**0**	**0**	**0**	**0**	**0**	**0**	**0**	**0**	**0**	**1-1**	

+ - Overtime

JUSTIN HOUSTON

LINEBACKER

50

8TH SEASON | 8TH YEAR WITH THE CHIEFS | COLLEGE: GEORGIA

BIRTHDAY	HEIGHT	WEIGHT	ACQUIRED
01/21/89	6'3"	258	D3a-11

PRO BOWL '13 PRO BOWL '14 PRO BOWL '15 PRO BOWL '16

JUSTIN HOUSTON - NFL REGULAR SEASON STATISTICS

				TACKLES							INTERCEPTIONS					O. FUMB					ST				MISC	
DATE	TEAM	GP	GS	TK	S	A	TFL	YDS	SK	YDS	QBH	NO	YDS	LG	TD	PD	FF	FR	YDS	TK	S	A	FF	FR	S	A
2011	Chiefs	16	10	51	43	8	10	0	5.5	27.5	9	0	0	0	0	4	1	1	0	5	3	2	0	0	0	0
2012	Chiefs	16	16	66	53	13	13	10	10.0	69.0	18	1	32	32	0	6	1	1	4	0	0	0	0	0	0	0
2013	Chiefs	11	11	44	41	3	11	63	11.0	75.0	15	0	0	0	0	4	1	2	0	0	0	0	0	0	0	0
2014	Chiefs	16	16	69	60	9	23	112	22.0	99.0	25	0	0	0	0	5	4	0	0	0	0	0	0	0	0	0
2015	Chiefs	11	11	30	25	5	9	50	7.5	54.0	13	2	16	17t	1	6	1	0	0	0	0	0	0	0	0	0
2016	Chiefs	5	5	21	20	1	6	21	4.0	17.0	6	0	0	0	0	1	1	0	0	0	0	0	0	0	0	0
2017	Chiefs	15	15	59	46	13	16	74	9.5	54.0	20	0	0	0	0	5	0	1	13	0	0	0	0	0	0	0
2018	Chiefs	12	12	37	28	9	8	15	9.0	56.5	12	1	4	4	0	1	5	3	0	0	0	0	0	0	0	0
NFL TOTALS		**102**	**96**	**377**	**316**	**61**	**96**	**345**	**78.5**	**452.0**	**118**	**4**	**52**	**32**	**1**	**32**	**14**	**8**	**17**	**5**	**3**	**2**	**0**	**0**	**0**	**0**

JUSTIN HOUSTON - NFL POSTSEASON STATISTICS

				TACKLES							INTERCEPTIONS					O. FUMB					ST				MISC	
DATE	TEAM	GP	GS	TK	S	A	TFL	YDS	SK	YDS	QBH	NO	YDS	LG	TD	PD	FF	FR	YDS	TK	S	A	FF	FR	S	A
2013	Chiefs	1	1	4	3	1	1	7	1.0	7.0	3	0	0	0	0	1	0	1	7	0	0	0	0	0	0	0
2015	Chiefs	2	1	3	2	1	0	0	0.0	0.0	1	0	0	0	0	0	0	0	0	0	0	0	0	0	0	0
2016	Chiefs	1	1	6	5	1	0	0	0.0	0.0	0	0	0	0	0	0	0	0	0	0	0	0	0	0	0	0
2017	Chiefs	1	1	2	2	0	1	1	1.0	1.0	2	0	0	0	0	1	0	0	0	0	0	0	0	0	0	0
2018	Chiefs	2	2	4	4	0	2	15	2.0	15.0	2	0	0	0	0	1	0	1	0	0	0	0	0	0	0	0
NFL TOTALS		**7**	**6**	**19**	**16**	**3**	**4**	**23**	**4.0**	**23.0**	**8**	**0**	**0**	**0**	**0**	**3**	**0**	**2**	**7**	**0**	**0**	**0**	**0**	**0**	**0**	**0**

2018 GAME-BY-GAME REGULAR SEASON STATISTICS (CHIEFS)

			TACKLES							INTERCEPTIONS					O. FUMB			ST					MISC			
DATE	OPPONENT		TK	S	A	SK	YDS	TFL	YDS	QBH	NO	YDS	LG	TD	PD	FF	FR	YDS	TK	S	A	FF	FR	S	A	W/L	SCORE
09/09	at Chargers	S	1	0	1	0.0	0.0	0	0	0	0	0	0	0	0	0	0	0	0	0	0	0	0	0	0	W	38-28
09/16	at Steelers	S	4	2	2	0.0	0.0	0	0	0	0	0	0	0	0	0	0	0	0	0	0	0	0	0	0	W	42-37
09/23	49ERS	S	4	4	0	2.0	8.0	2	2	2	0	0	0	0	0	2	0	0	0	0	0	0	0	0	0	W	38-27
10/01	at Broncos	S	2	2	0	1.0	7.0	1	7	1	0	0	0	0	0	0	0	0	0	0	0	0	0	0	0	W	27-23
10/07	JAGUARS	S	0	0	0	0.0	0.0	0	0	1	0	0	0	0	0	0	0	0	0	0	0	0	0	0	0	W	30-14
10/14	at Patriots											INACTIVE														L	40-43
10/21	BENGALS											INACTIVE														W	45-10
10/28	BRONCOS											INACTIVE														W	30-23
11/04	at Browns											INACTIVE														W	37-21
11/11	CARDINALS	S	1	1	0	0.0	0.0	0	0	1	1	4	4	0	1	0	0	0	0	0	0	0	0	0	0	W	26-14
11/19	at Rams	S	4	4	0	1.0	12.0	1	1	0	0	0	0	0	0	1	0	0	0	0	0	0	0	0	0	L	51-54
12/02	at Raiders	S	2	2	0	0.0	0.0	1	1	1	0	0	0	0	0	0	1	0	0	0	0	0	0	0	0	W	40-33
12/09	RAVENS	S	6	5	1	1.0	13.0	1	0	0	0	0	0	0	0	1	1	0	0	0	0	0	0	0	0	W	27-24+
12/13	CHARGERS	S	5	2	3	1.5	2.5	0	0	2	0	0	0	0	0	0	0	0	0	0	0	0	0	0	0	L	28-29
12/23	at Seahawks	S	3	3	0	1.0	3.0	2	4	2	0	0	0	0	0	0	0	0	0	0	0	0	0	0	0	L	31-38
12/30	RAIDERS	S	5	3	2	1.5	11.0	0	0	2	0	0	0	0	0	1	1	0	0	0	0	0	0	0	0	W	35-3
2018	**TOTALS**	**12-12**	**37**	**28**	**9**	**9.0**	**56.5**	**8**	**15**	**12**	**1**	**4**	**4**	**0**	**1**	**5**	**3**	**0**	**0**	**0**	**0**	**0**	**0**	**0**	**0**	**12-4**	

+ - Overtime

2018 GAME-BY-GAME POSTSEASON STATISTICS (CHIEFS)

			TACKLES							INTERCEPTIONS					O. FUMB			ST					MISC			
DATE	OPPONENT		TK	S	A	SK	YDS	TFL	YDS	QBH	NO	YDS	LG	TD	PD	FF	FR	YDS	TK	S	A	FF	FR	S	A	W/L	SCORE
01/12	COLTS	S	2	2	0	2.0	15.0	2	15	2	0	0	0	0	1	0	1	0	0	0	0	0	0	0	0	W	31-13
01/20	PATRIOTS	S	2	2	0	0.0	0.0	0	0	0	0	0	0	0	0	0	0	0	0	0	0	0	0	0	0	L	31-37+
2018	**TOTALS**	**2-2**	**4**	**4**	**0**	**2.0**	**15.0**	**2**	**15**	**2**	**0**	**0**	**0**	**0**	**1**	**0**	**1**	**0**	**0**	**0**	**0**	**0**	**0**	**0**	**0**	**1-1**	

+ - Overtime

FRANK ZOMBO - NFL REGULAR SEASON STATISTICS

							TACKLES					INTERCEPTIONS					O. FUMB				ST				MISC	
DATE	TEAM	GP	GS	TK	S	A	TFL	YDS	SK	YDS	QBH	NO	YDS	LG	TD	PD	FF	FR	YDS	TK	S	A	FF	FR	S	A
2010	Packers	13	8	38	28	10	5	0	4.0	34.0	6	0	0	0	0	0	2	0	0	0	0	0	0	0	0	0
2011	Packers	5	1	9	7	2	1	0	1.0	7.0	1	0	0	0	0	0	0	0	0	1	1	0	0	0	0	0
2012	Packers	7	0	6	4	2	0	0	0.0	0.0	0	0	0	0	0	0	0	0	0	2	1	1	0	0	0	0
2013	Chiefs	16	5	23	20	3	0	0	2.0	15.0	5	1	5	5	0	2	1	0	0	4	3	1	0	1	0	0
2014	Chiefs	16	0	1	1	0	0	0	0.0	0.0	0	0	0	0	0	0	0	1	0	7	7	0	0	1	0	0
2015	Chiefs	16	2	10	8	2	2	14	3.0	25.0	5	0	0	0	0	0	1	0	0	9	8	1	0	0	0	0
2016	Chiefs	16	11	39	28	11	3	8	1.0	5.0	4	0	0	0	0	2	1	0	0	2	2	0	0	0	0	0
2017	Chiefs	16	9	39	22	17	4	13	1.5	8.0	5	0	0	0	0	0	0	1	0	4	4	0	0	0	0	0
2018	Chiefs	9	0	0	0	0	0	0	0.0	0.0	0	0	0	0	0	0	0	0	0	2	2	0	0	0	0	0
NFL	**TOTALS**	**114**	**36**	**165**	**118**	**47**	**15**	**35**	**12.5**	**94.0**	**26**	**1**	**5**	**5**	**0**	**4**	**5**	**2**	**0**	**31**	**28**	**3**	**0**	**2**	**0**	**0**

FRANK ZOMBO - NFL POSTSEASON STATISTICS

				TACKLES							INTERCEPTIONS						O. FUMB			ST				MISC	
DATE	TEAM	GP	GS	TK	S	A	TFL	YDS	SK	YDS	QBH	NO	YDS	LG	TD	PD	FF	FR	YDS	TK	S	A	FF	FR	S	A
2010	Packers	1	1	5	5	0	2	0	1.0	2.0	1	0	0	0	0	0	0	0	0	0	0	0	0	0	0	0
2011	Packers	1	0	1	0	1	0	0	0.0	0.0	0	0	0	0	0	0	0	0	0	0	0	0	0	0	0	0
2012	Packers	0	0	0	0	0	0	0	0.0	0.0	0	0	0	0	0	0	0	0	0	0	0	0	0	0	0	0
2013	Chiefs	1	0	1	1	0	0	0	0.0	0.0	0	0	0	0	0	0	0	0	0	0	0	0	0	0	0	0
2015	Chiefs	2	1	1	1	0	0	0	0.0	0.0	0	0	0	0	0	0	0	0	0	0	0	0	0	0	0	0
2016	Chiefs	1	0	1	0	1	0	0	0.0	0.0	0	0	0	0	0	1	0	0	0	0	0	0	0	0	0	0
2017	Chiefs	1	1	7	3	4	0	0	0.0	0.0	0	0	0	0	0	0	0	0	0	0	0	0	0	0	0	0
2018	Chiefs	2	0	0	0	0	0	0	0.0	0.0	0	0	0	0	0	0	0	0	0	1	1	0	0	0	0	0
NFL TOTALS		**9**	**3**	**16**	**10**	**6**	**2**	**0**	**1.0**	**2.0**	**1**	**0**	**0**	**0**	**0**	**1**	**0**	**0**	**0**	**1**	**1**	**0**	**0**	**0**	**0**	**0**

2018 GAME-BY-GAME REGULAR SEASON STATISTICS (CHIEFS)

			TACKLES								INTERCEPTIONS					O. FUMB			ST					MISC			
DATE	OPPONENT		TK	S	A	SK	YDS	TFL	YDS	QBH	NO	YDS	LG	TD	PD	FF	FR	YDS	TK	S	A	FF	FR	S	A	W/L	SCORE
09/09	at Chargers										NOT ON ROSTER															W	38-28
09/16	at Steelers										NOT ON ROSTER															W	42-37
09/23	49ERS										NOT ON ROSTER															W	38-27
10/01	at Broncos										NOT ON ROSTER															W	27-23
10/07	JAGUARS										NOT ON ROSTER															W	30-14
10/14	at Patriots	P	0	0	0	0.0	0.0	0	0	0	0	0	0	0	0	0	0	0	0	0	0	0	0	0	0	L	40-43
10/21	BENGALS	P	0	0	0	0.0	0.0	0	0	0	0	0	0	0	0	0	0	0	0	0	0	0	0	0	0	W	45-10
10/28	BRONCOS	P	0	0	0	0.0	0.0	0	0	0	0	0	0	0	0	0	0	0	1	1	0	0	0	0	0	W	30-23
11/04	at Browns										INACTIVE															W	37-21
11/11	CARDINALS										INACTIVE															W	26-14
11/19	at Rams	P	0	0	0	0.0	0.0	0	0	0	0	0	0	0	0	0	0	0	0	0	0	0	0	0	0	L	51-54
12/02	at Raiders	P	0	0	0	0.0	0.0	0	0	0	0	0	0	0	0	0	0	0	1	1	0	0	0	0	0	W	40-33
12/09	RAVENS	P	0	0	0	0.0	0.0	0	0	0	0	0	0	0	0	0	0	0	0	0	0	0	0	0	0	W	27-24+
12/13	CHARGERS	P	0	0	0	0.0	0.0	0	0	0	0	0	0	0	0	0	0	0	0	0	0	0	0	0	0	L	28-29
12/23	at Seahawks	P	0	0	0	0.0	0.0	0	0	0	0	0	0	0	0	0	0	0	0	0	0	0	0	0	0	L	31-38
12/30	RAIDERS	P	0	0	0	0.0	0.0	0	0	0	0	0	0	0	0	0	0	0	0	0	0	0	0	0	0	W	35-3
2018 TOTALS		**9-0**	**0**	**0**	**0**	**0.0**	**0.0**	**0**	**0**	**0**	**0**	**0**	**0**	**0**	**0**	**0**	**0**	**0**	**2**	**2**	**0**	**0**	**0**	**0**	**0**	**12-4**	

+ - Overtime

2018 GAME-BY-GAME POSTSEASON STATISTICS (CHIEFS)

			TACKLES								INTERCEPTIONS					O. FUMB			ST					MISC			
DATE	OPPONENT		TK	S	A	SK	YDS	TFL	YDS	QBH	NO	YDS	LG	TD	PD	FF	FR	YDS	TK	S	A	FF	FR	S	A	W/L	SCORE
01/12	COLTS	P	0	0	0	0.0	0.0	0	0	0	0	0	0	0	0	0	0	0	1	1	0	0	0	0	0	W	31-13
01/20	PATRIOTS	P	0	0	0	0.0	0.0	0	0	0	0	0	0	0	0	0	0	0	0	0	0	0	0	0	0	L	31-37+
2018 TOTALS		**2-0**	**0**	**0**	**0**	**0.0**	**0.0**	**0**	**0**	**0**	**0**	**0**	**0**	**0**	**0**	**0**	**0**	**0**	**1**	**1**	**0**	**0**	**0**	**0**	**0**	**1-1**	

+ - Overtime

5TH SEASON | 1ST YEAR WITH THE CHIEFS | COLLEGE: IOWA

BIRTHDAY	HEIGHT	WEIGHT	ACQUIRED
06/10/92	6'0"	235	UFA-18

ANTHONY HITCHENS - NFL REGULAR SEASON STATISTICS

				TACKLES							INTERCEPTIONS					O. FUMB					ST				MISC	
DATE	TEAM	GP	GS	TK	S	A	TFL	YDS	SK	YDS	QBH	NO	YDS	LG	TD	PD	FF	FR	YDS	TK	S	A	FF	FR	S	A
2014	Cowboys	16	11	73	57	16	3	5	0.0	0.0	2	1	8	8	0	4	0	0	0	2	2	0	0	0	0	0
2015	Cowboys	16	9	66	39	27	5	20	2.0	14.0	5	0	0	0	0	1	1	0	0	1	1	0	0	0	0	0
2016	Cowboys	16	16	78	39	39	4	21	1.5	12.0	5	0	0	0	0	1	0	0	0	0	0	0	0	0	0	0
2017	Cowboys	12	12	84	55	29	9	13	0.0	0.0	2	0	0	0	0	2	1	0	0	0	0	0	0	0	0	0
2018	Chiefs	15	15	135	81	54	7	26	0.0	0.0	2	0	0	0	0	0	1	0	0	0	0	0	0	0	0	0
NFL TOTALS		**75**	**63**	**436**	**271**	**165**	**28**	**85**	**3.5**	**26.0**	**16**	**1**	**8**	**8**	**0**	**8**	**3**	**0**	**0**	**3**	**3**	**0**	**0**	**0**	**0**	**0**

ANTHONY HITCHENS - NFL POSTSEASON STATISTICS

				TACKLES							INTERCEPTIONS					O. FUMB					ST				MISC	
DATE	TEAM	GP	GS	TK	S	A	TFL	YDS	SK	YDS	QBH	NO	YDS	LG	TD	PD	FF	FR	YDS	TK	S	A	FF	FR	S	A
2014	Cowboys	2	0	9	7	2	0	0	0.0	0.0	1	0	0	0	0	1	0	0	0	0	0	0	0	0	0	0
2016	Cowboys	1	1	7	4	3	0	0	0.0	0.0	1	0	0	0	0	0	0	0	0	0	0	0	0	0	0	0
2018	Chiefs	2	2	21	11	10	0	0	0.0	0.0	0	0	0	0	0	0	0	0	0	0	0	0	0	0	0	0
NFL TOTALS		**5**	**3**	**37**	**22**	**15**	**0**	**0**	**0.0**	**0.0**	**2**	**0**	**0**	**0**	**0**	**1**	**0**	**0**	**0**	**0**	**0**	**0**	**0**	**0**	**0**	**0**

2018 GAME-BY-GAME REGULAR SEASON STATISTICS (CHIEFS)

					TACKLES						INTERCEPTIONS					O. FUMB			ST					MISC			
DATE	OPPONENT		TK	S	A	SK	YDS	TFL	YDS	QBH	NO	YDS	LG	TD	PD	FF	FR	YDS	TK	S	A	FF	FR	S	A	W/L	SCORE
09/09	at Chargers	S	14	6	8	0.0	0.0	2	4	0	0	0	0	0	0	0	0	0	0	0	0	0	0	0	0	W	38-28
09/16	at Steelers	S	12	7	5	0.0	0.0	1	1	1	0	0	0	0	0	0	0	0	0	0	0	0	0	0	0	W	42-37
09/23	49ERS	S	6	6	0	0.0	0.0	0	0	1	0	0	0	0	0	0	0	0	0	0	0	0	0	0	0	W	38-27
10/01	at Broncos	S	3	1	2	0.0	0.0	0	0	0	0	0	0	0	0	0	0	0	0	0	0	0	0	0	0	W	27-23
10/07	JAGUARS	S	11	8	3	0.0	0.0	0	0	0	0	0	0	0	0	0	0	0	0	0	0	0	0	0	0	W	30-14
10/14	at Patriots	S	14	6	8	0.0	0.0	2	7	0	0	0	0	0	0	0	0	0	0	0	0	0	0	0	0	L	40-43
10/21	BENGALS	S	3	3	0	0.0	0.0	0	0	0	0	0	0	0	0	0	0	0	0	0	0	0	0	0	0	W	45-10
10/28	BRONCOS	S	8	5	3	0.0	0.0	1	12	0	0	0	0	0	0	0	0	0	0	0	0	0	0	0	0	W	30-23
11/04	at Browns	S	9	9	0	0.0	0.0	0	0	0	0	0	0	0	0	0	0	0	0	0	0	0	0	0	0	W	37-21
11/11	CARDINALS										DID NOT PLAY															W	26-14
11/19	at Rams	S	6	4	2	0.0	0.0	0	0	0	0	0	0	0	0	1	0	0	0	0	0	0	0	0	0	L	51-54
12/02	at Raiders	S	9	5	4	0.0	0.0	0	0	0	0	0	0	0	0	0	0	0	0	0	0	0	0	0	0	W	40-33
12/09	RAVENS	S	8	6	2	0.0	0.0	0	0	0	0	0	0	0	0	0	0	0	0	0	0	0	0	0	0	W	27-24+
12/13	CHARGERS	S	11	5	6	0.0	0.0	1	2	0	0	0	0	0	0	0	0	0	0	0	0	0	0	0	0	L	28-29
12/23	at Seahawks	S	12	5	7	0.0	0.0	0	0	0	0	0	0	0	0	0	0	0	0	0	0	0	0	0	0	L	31-38
12/30	RAIDERS	S	9	5	4	0.0	0.0	0	0	0	0	0	0	0	0	0	0	0	0	0	0	0	0	0	0	W	35-3
2018	**TOTALS**	**15-15**	**135**	**81**	**54**	**0.0**	**0.0**	**7**	**26**	**2**	**0**	**0**	**0**	**0**	**0**	**1**	**0**	**0**	**0**	**0**	**0**	**0**	**0**	**0**	**0**	**12-4**	

+ - Overtime

2018 GAME-BY-GAME POSTSEASON STATISTICS (CHIEFS)

			TACKLES								INTERCEPTIONS					O. FUMB			ST					MISC			
DATE	OPPONENT		TK	S	A	SK	YDS	TFL	YDS	QBH	NO	YDS	LG	TD	PD	FF	FR	YDS	TK	S	A	FF	FR	S	A	W/L	SCORE
01/12	COLTS	S	7	4	3	0.0	0.0	0	0	0	0	0	0	0	0	0	0	0	0	0	0	0	0	0	0	W	31-13
01/20	PATRIOTS	S	14	7	7	0.0	0.0	0	0	0	0	0	0	0	0	0	0	0	0	0	0	0	0	0	0	L	31-37+
2018	**TOTALS**	**2-2**	**21**	**11**	**10**	**0.0**	**0.0**	**0**	**0**	**0**	**0**	**0**	**0**	**0**	**0**	**0**	**0**	**0**	**0**	**0**	**0**	**0**	**0**	**0**	**0**	**1-1**	

+ - Overtime

DEE FORD

LINEBACKER

55

5TH SEASON | 5TH YEAR WITH THE CHIEFS | COLLEGE: AUBURN

BIRTHDAY	HEIGHT	WEIGHT	ACQUIRED
03/19/91	6'2"	252	D1-14

DEE FORD - NFL REGULAR SEASON STATISTICS

				TACKLES						INTERCEPTIONS					O. FUMB					ST			MISC		
DATE	TEAM	GP	GS	TK	S	A	TFL	YDS	SK	YDS	QBH	NO	YDS	LG	TD	PD	FF	FR	YDS	TK	S	A	FF	FR	S	A
2014	Chiefs	16	0	8	4	4	0	0	1.5	10.0	5	0	0	0	0	1	0	0	0	0	0	0	0	0	0	0
2015	Chiefs	14	5	23	21	2	6	28	4.0	25.0	10	0	0	0	0	2	0	0	0	0	0	0	0	0	0	0
2016	Chiefs	15	14	38	25	13	12	54	10.0	52.5	17	0	0	0	0	2	1	0	0	0	0	0	0	0	0	0
2017	Chiefs	6	6	13	11	2	4	20	2.0	16.0	7	0	0	0	0	1	1	0	0	0	0	0	0	0	0	0
2018	Chiefs	16	16	55	42	13	13	69	13.0	71.5	29	0	0	0	0	0	7	0	0	0	0	0	0	0	0	0
NFL TOTALS		**67**	**41**	**137**	**103**	**34**	**35**	**171**	**30.5**	**175.0**	**68**	**0**	**0**	**0**	**0**	**6**	**9**	**0**	**0**	**0**	**0**	**0**	**0**	**0**	**0**	**0**

DEE FORD - NFL POSTSEASON STATISTICS

				TACKLES						INTERCEPTIONS					O. FUMB					ST			MISC		
DATE	TEAM	GP	GS	TK	S	A	TFL	YDS	SK	YDS	QBH	NO	YDS	LG	TD	PD	FF	FR	YDS	TK	S	A	FF	FR	S	A
2015	Chiefs	2	1	6	6	0	2	8	0.0	0.0	1	0	0	0	0	0	0	0	0	0	0	0	0	0	0	0
2016	Chiefs	1	1	3	1	2	0	0	0.5	3.0	1	0	0	0	0	0	0	0	0	0	0	0	0	0	0	0
2017	Chiefs	0	0	0	0	0	0	0	0.0	0.0	0	0	0	0	0	0	0	0	0	0	0	0	0	0	0	0
2018	Chiefs	2	2	4	4	0	1	3	1.0	9.0	2	0	0	0	0	0	1	0	0	0	0	0	0	0	0	0
NFL TOTALS		**5**	**4**	**13**	**11**	**2**	**3**	**11**	**1.5**	**12.0**	**4**	**0**	**0**	**0**	**0**	**0**	**1**	**0**	**0**	**0**	**0**	**0**	**0**	**0**	**0**

2018 GAME-BY-GAME REGULAR SEASON STATISTICS (CHIEFS)

			TACKLES								INTERCEPTIONS					O. FUMB			ST					MISC			
DATE	OPPONENT		TK	S	A	SK	YDS	TFL	YDS	QBH	NO	YDS	LG	TD	PD	FF	FR	YDS	TK	S	A	FF	FR	S	A	W/L	SCORE
09/09	at Chargers	S	4	4	0	1.0	6.0	1	6	4	0	0	0	0	0	0	0	0	0	0	0	0	0	0	0	W	38-28
09/16	at Steelers	S	2	2	0	0.0	0.0	0	0	1	0	0	0	0	0	0	0	0	0	0	0	0	0	0	0	W	42-37
09/23	49ERS	S	1	1	0	1.0	7.0	1	7	1	0	0	0	0	0	0	0	0	0	0	0	0	0	0	0	W	38-27
10/01	at Broncos	S	3	3	0	1.0	2.0	1	2	3	0	0	0	0	0	0	0	0	0	0	0	0	0	0	0	W	27-23
10/07	JAGUARS	S	5	4	1	1.0	8.0	0	0	4	0	0	0	0	0	1	0	0	0	0	0	0	0	0	0	W	30-14
10/14	at Patriots	S	1	0	1	0.0	0.0	0	0	0	0	0	0	0	0	0	0	0	0	0	0	0	0	0	0	L	40-43
10/21	BENGALS	S	2	2	0	1.0	2.0	1	2	1	0	0	0	0	0	1	0	0	0	0	0	0	0	0	0	W	45-10
10/28	BRONCOS	S	5	4	1	3.0	19.0	0	0	3	0	0	0	0	0	2	0	0	0	0	0	0	0	0	0	W	30-23
11/04	at Browns	S	1	1	0	0.0	0.0	0	0	0	0	0	0	0	0	0	0	0	0	0	0	0	0	0	0	W	37-21
11/11	CARDINALS	S	6	4	2	1.0	7.0	3	34	4	0	0	0	0	0	0	0	0	0	0	0	0	0	0	0	W	26-14
11/19	at Rams	S	2	2	0	0.0	0.0	0	0	1	0	0	0	0	0	1	0	0	0	0	0	0	0	0	0	L	51-54
12/02	at Raiders	S	5	3	2	1.5	6.0	1	2	3	0	0	0	0	0	1	0	0	0	0	0	0	0	0	0	W	40-33
12/09	RAVENS	S	5	4	1	0.0	0.0	0	0	0	0	0	0	0	0	0	0	0	0	0	0	0	0	0	0	W	27-24+
12/13	CHARGERS	S	3	2	1	1.0	7.0	1	7	2	0	0	0	0	0	0	0	0	0	0	0	0	0	0	0	L	28-29
12/23	at Seahawks	S	7	3	4	0.5	2.5	2	3	2	0	0	0	0	0	0	0	0	0	0	0	0	0	0	0	L	31-38
12/30	RAIDERS	S	3	3	0	1.0	5.0	2	6	0	0	0	0	0	0	1	0	0	0	0	0	0	0	0	0	W	35-3
2018 TOTALS		**16-16**	**55**	**42**	**13**	**13.0**	**71.5**	**13**	**69**	**29**	**0**	**0**	**0**	**0**	**0**	**7**	**0**	**0**	**0**	**0**	**0**	**0**	**0**	**0**	**0**	**12-4**	

+ - Overtime

2018 GAME-BY-GAME POSTSEASON STATISTICS (CHIEFS)

			TACKLES								INTERCEPTIONS					O. FUMB			ST					MISC			
DATE	OPPONENT		TK	S	A	SK	YDS	TFL	YDS	QBH	NO	YDS	LG	TD	PD	FF	FR	YDS	TK	S	A	FF	FR	S	A	W/L	SCORE
01/12	COLTS	S	4	4	0	1.0	9.0	1	3	2	0	0	0	0	0	1	0	0	0	0	0	0	0	0	0	W	31-13
01/20	PATRIOTS	S	0	0	0	0.0	0.0	0	0	0	0	0	0	0	0	0	0	0	0	0	0	0	0	0	0	L	31-37+
2018 TOTALS		**2-2**	**4**	**4**	**0**	**1.0**	**9.0**	**1**	**3**	**2**	**0**	**0**	**0**	**0**	**0**	**1**	**0**	**0**	**0**	**0**	**0**	**0**	**0**	**0**	**0**	**1-1**	

+ - Overtime

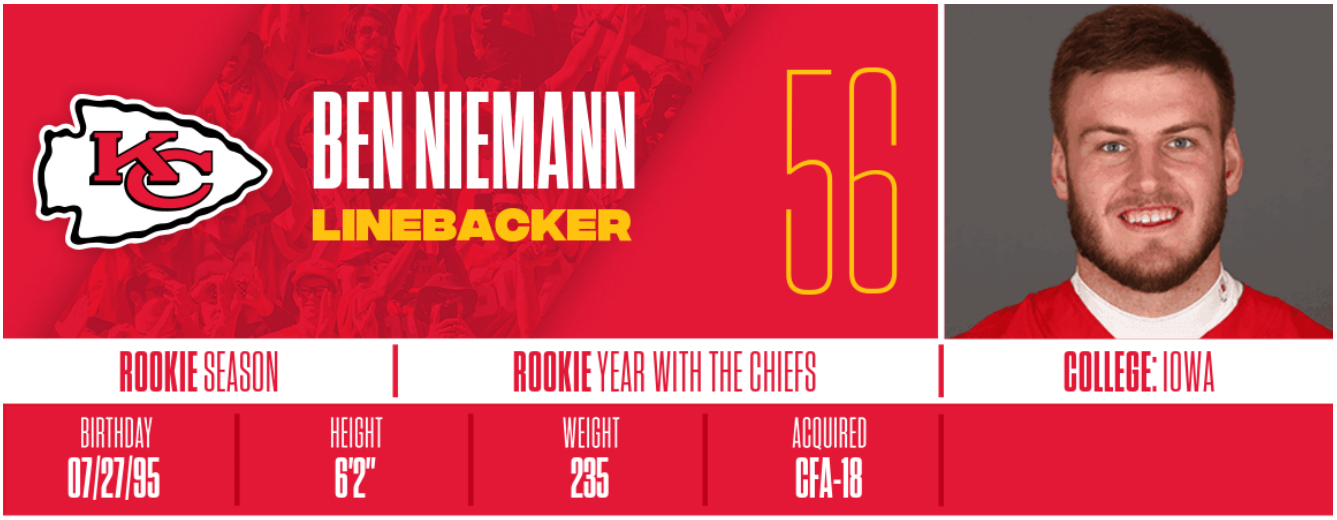

BEN NIEMANN - NFL REGULAR SEASON STATISTICS

						TACKLES						INTERCEPTIONS					O. FUMB			ST				MISC	
DATE	TEAM	GP	GS	TK	S	A	TFL	YDS	SK	YDS	QBH	NO	YDS	LG	TD	PD	FF	FR	YDS	TK	S	A	FF	FR	S	A
2018	Chiefs	14	1	8	5	3	0	0	0.0	0.0	0	0	0	0	0	0	0	0	0	2	2	0	0	0	0	0
NFL TOTALS		**14**	**1**	**8**	**5**	**3**	**0**	**0**	**0.0**	**0.0**	**0**	**0**	**0**	**0**	**0**	**0**	**0**	**0**	**0**	**2**	**2**	**0**	**0**	**0**	**0**	**0**

BEN NIEMANN - NFL POSTSEASON STATISTICS

				TACKLES								INTERCEPTIONS					O. FUMB			ST					MISC	
DATE	TEAM	GP	GS	TK	S	A	TFL	YDS	SK	YDS	QBH	NO	YDS	LG	TD	PD	FF	FR	YDS	TK	S	A	FF	FR	S	A
2018	Chiefs	2	0	0	0	0	0	0	0.0	0.0	0	0	0	0	0	0	0	0	0	2	1	1	0	0	0	0
NFL TOTALS		**2**	**0**	**0**	**0**	**0**	**0**	**0**	**0.0**	**0.0**	**0**	**0**	**0**	**0**	**0**	**0**	**0**	**0**	**0**	**2**	**1**	**1**	**0**	**0**	**0**	**0**

2018 GAME-BY-GAME REGULAR SEASON STATISTICS (CHIEFS)

			TACKLES								INTERCEPTIONS					O. FUMB			ST					MISC			
DATE	OPPONENT		TK	S	A	SK	YDS	TFL	YDS	QBH	NO	YDS	LG	TD	PD	FF	FR	YDS	TK	S	A	FF	FR	S	A	W/L	SCORE
09/09	at Chargers	P	0	0	0	0.0	0.0	0	0	0	0	0	0	0	0	0	0	0	0	0	0	0	0	0	0	W	38-28
09/16	at Steelers											INACTIVE														W	42-37
09/23	49ERS											INACTIVE														W	38-27
10/01	at Broncos	P	0	0	0	0.0	0.0	0	0	0	0	0	0	0	0	0	0	0	0	0	0	0	0	0	0	W	27-23
10/07	JAGUARS	P	0	0	0	0.0	0.0	0	0	0	0	0	0	0	0	0	0	0	0	0	0	0	0	0	0	W	30-14
10/14	at Patriots	P	0	0	0	0.0	0.0	0	0	0	0	0	0	0	0	0	0	0	0	0	0	0	0	0	0	L	40-43
10/21	BENGALS	P	0	0	0	0.0	0.0	0	0	0	0	0	0	0	0	0	0	0	0	0	0	0	0	0	0	W	45-10
10/28	BRONCOS	P	0	0	0	0.0	0.0	0	0	0	0	0	0	0	0	0	0	0	0	0	0	0	0	0	0	W	30-23
11/04	at Browns	P	2	0	2	0.0	0.0	0	0	0	0	0	0	0	0	0	0	0	0	0	0	0	0	0	0	W	37-21
11/11	CARDINALS	S	6	5	1	0.0	0.0	0	0	0	0	0	0	0	0	0	0	0	0	0	0	0	0	0	0	W	26-14
11/19	at Rams	P	0	0	0	0.0	0.0	0	0	0	0	0	0	0	0	0	0	0	1	1	0	0	0	0	0	L	51-54
12/02	at Raiders	P	0	0	0	0.0	0.0	0	0	0	0	0	0	0	0	0	0	0	0	0	0	0	0	0	0	W	40-33
12/09	RAVENS	P	0	0	0	0.0	0.0	0	0	0	0	0	0	0	0	0	0	0	0	0	0	0	0	0	0	W	27-24+
12/13	CHARGERS	P	0	0	0	0.0	0.0	0	0	0	0	0	0	0	0	0	0	0	0	0	0	0	0	0	0	L	28-29
12/23	at Seahawks	P	0	0	0	0.0	0.0	0	0	0	0	0	0	0	0	0	0	0	1	1	0	0	0	0	0	L	31-38
12/30	RAIDERS	P	0	0	0	0.0	0.0	0	0	0	0	0	0	0	0	0	0	0	0	0	0	0	0	0	0	W	35-3
2018 TOTALS		**14-1**	**8**	**5**	**3**	**0.0**	**0.0**	**0**	**0**	**0**	**0**	**0**	**0**	**0**	**0**	**0**	**0**	**0**	**2**	**2**	**0**	**0**	**0**	**0**	**0**	**12-4**	

+ - Overtime

2018 GAME-BY-GAME POSTSEASON STATISTICS (CHIEFS)

			TACKLES								INTERCEPTIONS					O. FUMB			ST					MISC			
DATE	OPPONENT		TK	S	A	SK	YDS	TFL	YDS	QBH	NO	YDS	LG	TD	PD	FF	FR	YDS	TK	S	A	FF	FR	S	A	W/L	SCORE
01/12	COLTS	P	0	0	0	0.0	0.0	0	0	0	0	0	0	0	0	0	0	0	0	0	0	0	0	0	0	W	31-13
01/20	PATRIOTS	P	0	0	0	0.0	0.0	0	0	0	0	0	0	0	0	0	0	0	2	1	1	0	0	0	0	L	31-37+
2018 TOTALS		**2-0**	**0**	**0**	**0**	**0.0**	**0.0**	**0**	**0**	**0**	**0**	**0**	**0**	**0**	**0**	**0**	**0**	**0**	**2**	**1**	**1**	**0**	**0**	**0**	**0**	**1-1**	

+ - Overtime

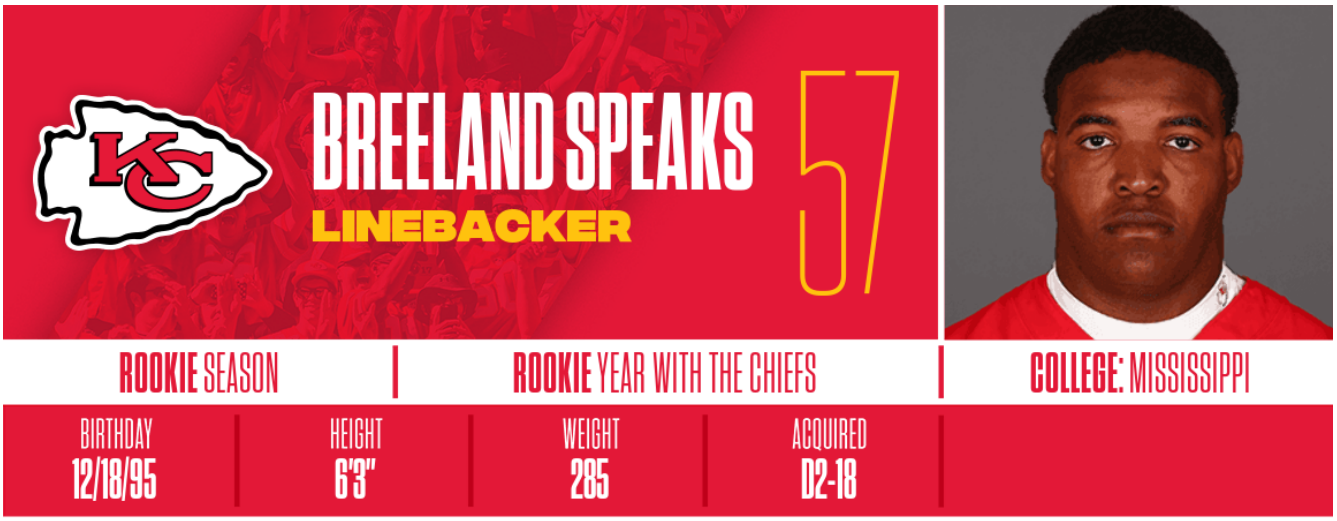

2018 GAME-BY-GAME REGULAR SEASON STATISTICS (CHIEFS)

			TACKLES								INTERCEPTIONS					O. FUMB			ST					MISC			
DATE	OPPONENT		TK	S	A	SK	YDS	TFL	YDS	QBH	NO	YDS	LG	TD	PD	FF	FR	YDS	TK	S	A	FF	FR	S	A	W/L	SCORE
09/09	at Chargers	P	0	0	0	0.0	0.0	0	0	0	0	0	0	0	0	0	0	0	0	0	0	0	0	0	0	W	38-28
09/16	at Steelers	P	0	0	0	0.0	0.0	0	0	0	0	0	0	0	0	0	0	0	0	0	0	0	0	0	0	W	42-37
09/23	49ERS	P	2	1	1	0.0	0.0	0	0	0	0	0	0	0	0	0	0	0	0	0	0	0	0	0	0	W	38-27
10/01	at Broncos	P	2	2	0	0.0	0.0	0	0	0	0	0	0	0	0	0	0	0	0	0	0	0	0	0	0	W	27-23
10/07	JAGUARS	P	1	1	0	0.0	0.0	0	0	3	0	0	0	0	0	0	1	0	0	0	0	0	0	0	0	W	30-14
10/14	at Patriots	S	6	1	5	0.5	3.5	0	0	0	0	0	0	0	0	1	0	0	0	0	0	0	0	0	0	L	40-43
10/21	BENGALS	S	2	1	1	0.0	0.0	0	0	1	0	0	0	0	0	0	0	0	0	0	0	0	0	0	0	W	45-10
10/28	BRONCOS	S	4	3	1	1.0	11.0	1	11	2	0	0	0	0	0	0	1	0	0	0	0	0	0	0	0	W	30-23
11/04	at Browns	S	4	4	0	0.0	0.0	2	4	0	0	0	0	0	0	0	0	0	0	0	0	0	0	0	0	W	37-21
11/11	CARDINALS	P	0	0	0	0.0	0.0	0	0	2	0	0	0	0	0	0	0	0	0	0	0	0	0	0	0	W	26-14
11/19	at Rams	P	1	1	0	0.0	0.0	0	0	0	0	0	0	0	0	0	0	0	0	0	0	0	0	0	0	L	51-54
12/02	at Raiders	P	1	1	0	0.0	0.0	0	0	0	0	0	0	0	0	0	0	0	0	0	0	0	0	0	0	W	40-33
12/09	RAVENS	P	0	0	0	0.0	0.0	0	0	0	0	0	0	0	0	0	0	0	0	0	0	0	0	0	0	W	27-24+
12/13	CHARGERS	P	0	0	0	0.0	0.0	0	0	0	0	0	0	0	0	0	0	0	0	0	0	0	0	0	0	L	28-29
12/23	at Seahawks	P	0	0	0	0.0	0.0	0	0	0	0	0	0	0	0	0	0	0	0	0	0	0	0	0	0	L	31-38
12/30	RAIDERS	P	1	0	1	0.0	0.0	0	0	0	0	0	0	0	0	0	0	0	0	0	0	0	0	0	0	W	35-3
2018 TOTALS		**16-4**	**24**	**15**	**9**	**1.5**	**14.5**	**3**	**15**	**8**	**0**	**0**	**0**	**0**	**0**	**1**	**2**	**0**	**0**	**0**	**0**	**0**	**0**	**0**	**0**	**12-4**	

+ - Overtime

2018 GAME-BY-GAME POSTSEASON STATISTICS (CHIEFS)

			TACKLES								INTERCEPTIONS					O. FUMB			ST					MISC			
DATE	OPPONENT		TK	S	A	SK	YDS	TFL	YDS	QBH	NO	YDS	LG	TD	PD	FF	FR	YDS	TK	S	A	FF	FR	S	A	W/L	SCORE
01/12	COLTS	P	0	0	0	0.0	0.0	0	0	0	0	0	0	0	0	0	0	0	0	0	0	0	0	0	0	W	31-13
01/20	PATRIOTS	P	2	0	2	0.0	0.0	0	0	0	0	0	0	0	0	0	0	0	0	0	0	0	0	0	0	L	31-37+
2018 TOTALS		**2-0**	**2**	**0**	**2**	**0.0**	**0.0**	**0**	**0**	**0**	**0**	**0**	**0**	**0**	**0**	**0**	**0**	**0**	**0**	**0**	**0**	**0**	**0**	**0**	**0**	**1-1**	

+ - Overtime

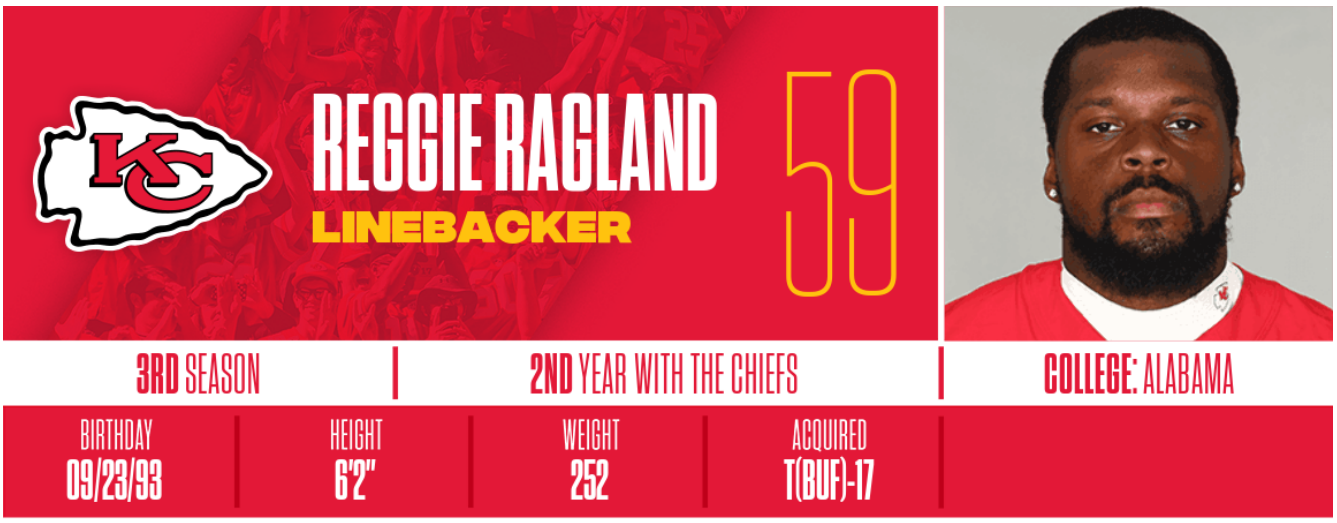

REGGIE RAGLAND - NFL REGULAR SEASON STATISTICS

				TACKLES								INTERCEPTIONS					O. FUMB			ST					MISC	
DATE	TEAM	GP	GS	TK	S	A	TFL	YDS	SK	YDS	QBH	NO	YDS	LG	TD	PD	FF	FR	YDS	TK	S	A	FF	FR	S	A
2016	Bills	0	0	0	0	0	0	0	0.0	0.0	0	0	0	0	0	0	0	0	0	0	0	0	0	0	0	0
2017	Chiefs	12	10	44	31	13	4	7	0.0	0.0	0	0	0	0	0	0	0	0	0	0	0	0	0	0	0	0
2018	Chiefs	16	15	86	46	40	2	1	0.5	3.5	1	1	67	67	0	1	0	0	0	0	0	0	0	0	0	0
NFL TOTALS		**28**	**25**	**130**	**77**	**53**	**6**	**8**	**0.5**	**3.5**	**1**	**1**	**67**	**67**	**0**	**1**	**0**	**0**	**0**	**0**	**0**	**0**	**0**	**0**	**0**	**0**

REGGIE RAGLAND - NFL POSTSEASON STATISTICS

				TACKLES							INTERCEPTIONS					O. FUMB			ST					MISC	
DATE	TEAM	GP	GS	TK	S	A	TFL	YDS	SK	YDS	QBH	NO	YDS	LG	TD	PD	FF	FR	YDS	TK	S	A	FF	FR	S	A
2017	Chiefs	1	1	9	5	4	0	0	0.0	0.0	0	0	0	0	0	0	0	0	0	0	0	0	0	0	0	0
2018	Chiefs	2	2	14	9	5	0	0	0.0	0.0	0	1	0	0	0	1	0	0	0	0	0	0	0	0	0	0
NFL TOTALS		**3**	**3**	**23**	**14**	**9**	**0**	**0**	**0.0**	**0.0**	**0**	**1**	**0**	**0**	**0**	**1**	**0**	**0**	**0**	**0**	**0**	**0**	**0**	**0**	**0**

2018 GAME-BY-GAME REGULAR SEASON STATISTICS (CHIEFS)

				TACKLES							INTERCEPTIONS					O. FUMB			ST					MISC			
DATE	OPPONENT		TK	S	A	SK	YDS	TFL	YDS	QBH	NO	YDS	LG	TD	PD	FF	FR	YDS	TK	S	A	FF	FR	S	A	W/L	SCORE
09/09	at Chargers	S	7	2	5	0.0	0.0	0	0	0	0	0	0	0	0	0	0	0	0	0	0	0	0	0	0	W	38-28
09/16	at Steelers	S	5	4	1	0.0	0.0	0	0	0	0	0	0	0	0	0	0	0	0	0	0	0	0	0	0	W	42-37
09/23	49ERS	S	8	4	4	0.0	0.0	0	0	0	0	0	0	0	0	0	0	0	0	0	0	0	0	0	0	W	38-27
10/01	at Broncos	S	3	2	1	0.0	0.0	0	0	0	0	0	0	0	0	0	0	0	0	0	0	0	0	0	0	W	27-23
10/07	JAGUARS	S	2	1	1	0.0	0.0	0	0	0	0	0	0	0	0	0	0	0	0	0	0	0	0	0	0	W	30-14
10/14	at Patriots	S	7	4	3	0.5	3.5	0	0	1	0	0	0	0	0	0	0	0	0	0	0	0	0	0	0	L	40-43
10/21	BENGALS	S	3	2	1	0.0	0.0	0	0	0	0	0	0	0	0	0	0	0	0	0	0	0	0	0	0	W	45-10
10/28	BRONCOS	S	7	4	3	0.0	0.0	1	1	0	0	0	0	0	0	0	0	0	0	0	0	0	0	0	0	W	30-23
11/04	at Browns	S	6	4	2	0.0	0.0	0	0	0	0	0	0	0	0	0	0	0	0	0	0	0	0	0	0	W	37-21
11/11	CARDINALS	S	7	5	2	0.0	0.0	0	0	0	0	0	0	0	0	0	0	0	0	0	0	0	0	0	0	W	26-14
11/19	at Rams	P	0	0	0	0.0	0.0	0	0	0	0	0	0	0	0	0	0	0	0	0	0	0	0	0	0	L	51-54
12/02	at Raiders	S	5	2	3	0.0	0.0	0	0	0	0	0	0	0	0	0	0	0	0	0	0	0	0	0	0	W	40-33
12/09	RAVENS	S	6	5	1	0.0	0.0	0	0	0	0	0	0	0	0	0	0	0	0	0	0	0	0	0	0	W	27-24+
12/13	CHARGERS	S	4	1	3	0.0	0.0	0	0	0	0	0	0	0	0	0	0	0	0	0	0	0	0	0	0	L	28-29
12/23	at Seahawks	S	10	4	6	0.0	0.0	1	0	0	0	0	0	0	0	0	0	0	0	0	0	0	0	0	0	L	31-38
12/30	RAIDERS	S	6	2	4	0.0	0.0	0	0	0	1	67	67	0	1	0	0	0	0	0	0	0	0	0	0	W	35-3
2018 TOTALS		**16-15**	**86**	**46**	**40**	**0.5**	**3.5**	**2**	**1**	**1**	**1**	**67**	**67**	**0**	**1**	**0**	**0**	**0**	**0**	**0**	**0**	**0**	**0**	**0**	**0**	**12-4**	

+ - Overtime

2018 GAME-BY-GAME POSTSEASON STATISTICS (CHIEFS)

			TACKLES							INTERCEPTIONS					O. FUMB			ST					MISC			
DATE	OPPONENT		TK	S	A	SK	YDS	TFL	YDS	QBH	NO	YDS	LG	TD	PD	FF	FR	YDS	TK	S	A	FF	FR	S	A	W/L	SCORE
01/12	COLTS	S	2	2	0	0.0	0.0	0	0	0	0	0	0	0	0	0	0	0	0	0	0	0	0	0	0	W	31-13
01/20	PATRIOTS	S	12	7	5	0.0	0.0	0	0	0	1	0	0	0	1	0	0	0	0	0	0	0	0	0	0	L	31-37+
2018 TOTALS		**2-2**	**14**	**9**	**5**	**0.0**	**0.0**	**0**	**0**	**0**	**1**	**0**	**0**	**0**	**1**	**0**	**0**	**0**	**0**	**0**	**0**	**0**	**0**	**0**	**0**	**1-1**	

+ - Overtime

4TH SEASON	4TH YEAR WITH THE CHIEFS	COLLEGE: MISSOURI

BIRTHDAY	HEIGHT	WEIGHT	ACQUIRED
04/21/92	6'6"	305	D2-15

MITCH MORSE - NFL REGULAR SEASON STATISTICS

DATE	TEAM	GP	GS
2015	Chiefs	15	15
2016	Chiefs	16	16
2017	Chiefs	7	7
2018	Chiefs	11	11
NFL TOTALS		**49**	**49**

MITCH MORSE - NFL POSTSEASON STATISTICS

DATE	TEAM	GP	GS
2015	Chiefs	0	0
2016	Chiefs	1	1
2017	Chiefs	0	0
2018	Chiefs	2	2
NFL TOTALS		**3**	**3**

2018 GAME-BY-GAME REGULAR SEASON STATISTICS (CHIEFS)

DATE	OPPONENT	P/S		W/L	SCORE
09/09	at Chargers	S		W	38-28
09/16	at Steelers	S		W	42-37
09/23	49ERS	S		W	38-27
10/01	at Broncos	S		W	27-23
10/07	JAGUARS	S		W	30-14
10/14	at Patriots	S		L	40-43
10/21	BENGALS		INACTIVE	W	45-10
10/28	BRONCOS		INACTIVE	W	30-23
11/04	at Browns		INACTIVE	W	37-21
11/11	CARDINALS		INACTIVE	W	26-14
11/19	at Rams		INACTIVE	L	51-54
12/02	at Raiders	S		W	40-33
12/09	RAVENS	S		W	27-24+
12/13	CHARGERS	S		L	28-29
12/23	at Seahawks	S		L	31-38
12/30	RAIDERS	S		W	35-3
2018 TOTALS		**11-11**		**12-4**	

+ - Overtime

2018 GAME-BY-GAME POSTSEASON STATISTICS (CHIEFS)

DATE	OPPONENT	P/S		W/L	SCORE
01/12	COLTS	S		W	31-13
01/20	PATRIOTS	S		L	31-37+
2018 TOTALS		**2-2**		**1-1**	

+ - Overtime

AUSTIN REITER

OFFENSIVE LINEMAN

62



3RD SEASON | 1ST YEAR WITH THE CHIEFS | COLLEGE: SOUTH FLORIDA

BIRTHDAY	HEIGHT	WEIGHT	ACQUIRED
11/27/91	6'3"	300	W(CLE)-18

AUSTIN REITER - NFL REGULAR SEASON STATISTICS

DATE	TEAM	GP	GS
2015	Redskins	0	0
2016	Redskins	0	0
2016	Browns	1	1
2016	TOTAL	1	1
2017	Browns	16	0
2018	Chiefs	11	4
NFL TOTALS		**28**	**5**

Went from **Redskins** to **Browns**.

AUSTIN REITER - NFL POSTSEASON STATISTICS

DATE	TEAM	GP	GS
2018	Chiefs	2	0
NFL TOTALS		**2**	**0**

2018 GAME-BY-GAME REGULAR SEASON STATISTICS (CHIEFS)

DATE	OPPONENT	P/S		W/L	SCORE
09/09	at Chargers		INACTIVE	W	38-28
09/16	at Steelers		INACTIVE	W	42-37
09/23	49ERS		INACTIVE	W	38-27
10/01	at Broncos		INACTIVE	W	27-23
10/07	JAGUARS		INACTIVE	W	30-14
10/14	at Patriots	P		L	40-43
10/21	BENGALS	P		W	45-10
10/28	BRONCOS	S		W	30-23
11/04	at Browns	S		W	37-21
11/11	CARDINALS	S		W	26-14
11/19	at Rams	S		L	51-54
12/02	at Raiders	P		W	40-33
12/09	RAVENS	P		W	27-24+
12/13	CHARGERS	P		L	28-29
12/23	at Seahawks	P		L	31-38
12/30	RAIDERS	P		W	35-3
2018 TOTALS		**11-4**		**12-4**	

+ - Overtime

2018 GAME-BY-GAME POSTSEASON STATISTICS (CHIEFS)

DATE	OPPONENT	P/S	W/L	SCORE
01/12	COLTS	P	W	31-13
01/20	PATRIOTS	P	L	31-37+
2018 TOTALS		**2-0**	**1-1**	

+ - Overtime

MITCHELL SCHWARTZ

TACKLE

71

7TH SEASON | 3RD YEAR WITH THE CHIEFS | COLLEGE: CALIFORNIA

BIRTHDAY	HEIGHT	WEIGHT	ACQUIRED
06/08/89	6'5"	320	UFA-16

MITCHELL SCHWARTZ - NFL REGULAR SEASON STATISTICS

DATE	TEAM	GP	GS
2012	Browns	16	16
2013	Browns	16	16
2014	Browns	16	16
2015	Browns	16	16
2016	Chiefs	16	16
2017	Chiefs	16	16
2018	Chiefs	16	16
NFL TOTALS		**112**	**112**

MITCHELL SCHWARTZ - NFL POSTSEASON STATISTICS

DATE	TEAM	GP	GS
2016	Chiefs	1	1
2017	Chiefs	1	1
2018	Chiefs	2	2
NFL TOTALS		**4**	**4**

2018 GAME-BY-GAME REGULAR SEASON STATISTICS (CHIEFS)

DATE	OPPONENT	P/S	W/L	SCORE
09/09	at Chargers	S	W	38-28
09/16	at Steelers	S	W	42-37
09/23	49ERS	S	W	38-27
10/01	at Broncos	S	W	27-23
10/07	JAGUARS	S	W	30-14
10/14	at Patriots	S	L	40-43
10/21	BENGALS	S	W	45-10
10/28	BRONCOS	S	W	30-23
11/04	at Browns	S	W	37-21
11/11	CARDINALS	S	W	26-14
11/19	at Rams	S	L	51-54
12/02	at Raiders	S	W	40-33
12/09	RAVENS	S	W	27-24+
12/13	CHARGERS	S	L	28-29
12/23	at Seahawks	S	L	31-38
12/30	RAIDERS	S	W	35-3
2018 TOTALS		**16-16**	**12-4**	

+ - Overtime

2018 GAME-BY-GAME POSTSEASON STATISTICS (CHIEFS)

DATE	OPPONENT	P/S	W/L	SCORE
01/12	COLTS	S	W	31-13
01/20	PATRIOTS	S	L	31-37+
2018 TOTALS		**2-2**	**1-1**	

+ - Overtime

ERIC FISHER

TACKLE

72

6TH SEASON | **6TH** YEAR WITH THE CHIEFS | **COLLEGE:** CENTRAL MICHIGAN

BIRTHDAY	HEIGHT	WEIGHT	ACQUIRED
01/05/91	67"	315	D1-13

ERIC FISHER - NFL REGULAR SEASON STATISTICS

DATE	TEAM	GP	GS
2013	Chiefs	14	13
2014	Chiefs	16	16
2015	Chiefs	16	14
2016	Chiefs	16	16
2017	Chiefs	16	15
2018	Chiefs	16	16
NFL TOTALS		**94**	**90**

ERIC FISHER - NFL POSTSEASON STATISTICS

DATE	TEAM	GP	GS
2013	Chiefs	0	0
2015	Chiefs	2	2
2016	Chiefs	1	1
2017	Chiefs	1	1
2018	Chiefs	2	2
NFL TOTALS		**6**	**6**

2018 GAME-BY-GAME REGULAR SEASON STATISTICS (CHIEFS)

DATE	OPPONENT	P/S	W/L	SCORE
09/09	at Chargers	S	W	38-28
09/16	at Steelers	S	W	42-37
09/23	49ERS	S	W	38-27
10/01	at Broncos	S	W	27-23
10/07	JAGUARS	S	W	30-14
10/14	at Patriots	S	L	40-43
10/21	BENGALS	S	W	45-10
10/28	BRONCOS	S	W	30-23
11/04	at Browns	S	W	37-21
11/11	CARDINALS	S	W	26-14
11/19	at Rams	S	L	51-54
12/02	at Raiders	S	W	40-33
12/09	RAVENS	S	W	27-24+
12/13	CHARGERS	S	L	28-29
12/23	at Seahawks	S	L	31-38
12/30	RAIDERS	S	W	35-3
2018 TOTALS		**16-16**	**12-4**	

+ - Overtime

2018 GAME-BY-GAME POSTSEASON STATISTICS (CHIEFS)

DATE	OPPONENT	P/S	W/L	SCORE
01/12	COLTS	S	W	31-13
01/20	PATRIOTS	S	L	31-37+
2018 TOTALS		**2-2**	**1-1**	

+ - Overtime

JEFF ALLEN

GUARD

73

7TH SEASON	5TH YEAR WITH THE CHIEFS	COLLEGE: ILLINOIS

BIRTHDAY	HEIGHT	WEIGHT	ACQUIRED
01/08/90	6'4"	306	FA-18

JEFF ALLEN - NFL REGULAR SEASON STATISTICS

DATE	TEAM	GP	GS
2012	Chiefs	16	13
2013	Chiefs	15	14
2014	Chiefs	1	1
2015	Chiefs	12	8
2016	Texans	14	14
2017	Texans	12	12
2018	Chiefs	10	4
NFL TOTALS		**80**	**66**

JEFF ALLEN - NFL POSTSEASON STATISTICS

DATE	TEAM	GP	GS
2013	Chiefs	1	1
2015	Chiefs	2	2
2016	Texans	2	2
2018	Chiefs	2	0
NFL TOTALS		**7**	**5**

2018 GAME-BY-GAME REGULAR SEASON STATISTICS (CHIEFS)

DATE	OPPONENT	P/S		W/L	SCORE
09/09	at Chargers		NOT ON ROSTER	W	38-28
09/16	at Steelers		NOT ON ROSTER	W	42-37
09/23	49ERS		NOT ON ROSTER	W	38-27
10/01	at Broncos		NOT ON ROSTER	W	27-23
10/07	JAGUARS		NOT ON ROSTER	W	30-14
10/14	at Patriots		NOT ON ROSTER	L	40-43
10/21	BENGALS	P		W	45-10
10/28	BRONCOS	P		W	30-23
11/04	at Browns	S		W	37-21
11/11	CARDINALS	P		W	26-14
11/19	at Rams	P		L	51-54
12/02	at Raiders	P		W	40-33
12/09	RAVENS	P		W	27-24+
12/13	CHARGERS	S		L	28-29
12/23	at Seahawks	S		L	31-38
12/30	RAIDERS	S		W	35-3
2018 TOTALS		**10-4**		**12-4**	

+ - Overtime

2018 GAME-BY-GAME POSTSEASON STATISTICS (CHIEFS)

DATE	OPPONENT	P/S		W/L	SCORE
01/12	COLTS	P		W	31-13
01/20	PATRIOTS	P		L	31-37+
2018 TOTALS		**2-0**		**1-1**	

+ - Overtime

JUSTIN HAMILTON

DEFENSIVE TACKLE

74

2ND SEASON | 2ND YEAR WITH THE CHIEFS | COLLEGE: LOUISIANA

BIRTHDAY	HEIGHT	WEIGHT	ACQUIRED
07/27/93	6'2"	315	FA-17

JUSTIN HAMILTON - NFL REGULAR SEASON STATISTICS

				TACKLES							INTERCEPTIONS					O. FUMB				ST				MISC		
DATE	TEAM	GP	GS	TK	S	A	TFL	YDS	SK	YDS	QBH	NO	YDS	LG	TD	PD	FF	FR	YDS	TK	S	A	FF	FR	S	A
2015	Packers	0	0	0	0	0	0	0	0.0	0.0	0	0	0	0	0	0	0	0	0	0	0	0	0	0	0	0
Went from **Packers** to **Seahawks**.																										
2015	Seahawks	0	0	0	0	0	0	0	0.0	0.0	0	0	0	0	0	0	0	0	0	0	0	0	0	0	0	0
2015	TOTAL	0	0	0	0	0	0	0	0.0	0.0	0	0	0	0	0	0	0	0	0	0	0	0	0	0	0	0
2016	Seahawks	0	0	0	0	0	0	0	0.0	0.0	0	0	0	0	0	0	0	0	0	0	0	0	0	0	0	0
2017	Eagles	3	0	2	0	2	0	0	0.5	3.5	1	0	0	0	0	0	0	0	0	0	0	0	0	0	0	0
Went from **Eagles** to **Chiefs**.																										
2017	Chiefs	1	1	1	1	0	0	0	0.0	0.0	0	0	0	0	0	0	0	0	0	0	0	0	0	0	0	0
2017	TOTAL	4	1	3	1	2	0	0	0.5	3.5	1	0	0	0	0	0	0	0	0	0	0	0	0	0	0	0
2018	Chiefs	4	0	0	0	0	0	0	0.0	0.0	0	0	0	0	0	0	0	0	0	0	0	0	0	0	0	0
NFL TOTALS		**8**	**1**	**3**	**1**	**2**	**0**	**0**	**0.5**	**3.5**	**1**	**0**	**0**	**0**	**0**	**0**	**0**	**0**	**0**	**0**	**0**	**0**	**0**	**0**	**0**	**0**

JUSTIN HAMILTON - NFL POSTSEASON STATISTICS

				TACKLES							INTERCEPTIONS					O. FUMB				ST				MISC		
DATE	TEAM	GP	GS	TK	S	A	TFL	YDS	SK	YDS	QBH	NO	YDS	LG	TD	PD	FF	FR	YDS	TK	S	A	FF	FR	S	A
2015	Seahawks	0	0	0	0	0	0	0	0.0	0.0	0	0	0	0	0	0	0	0	0	0	0	0	0	0	0	0
2016	Seahawks	0	0	0	0	0	0	0	0.0	0.0	0	0	0	0	0	0	0	0	0	0	0	0	0	0	0	0
2017	Chiefs	1	0	1	1	0	0	0	0.0	0.0	0	0	0	0	0	0	0	0	0	0	0	0	0	0	0	0
2018	Chiefs	2	0	1	0	1	0	0	0.0	0.0	0	0	0	0	0	0	0	0	0	0	0	0	0	0	0	0
NFL TOTALS		**3**	**0**	**2**	**1**	**1**	**0**	**0**	**0.0**	**0.0**	**0**	**0**	**0**	**0**	**0**	**0**	**0**	**0**	**0**	**0**	**0**	**0**	**0**	**0**	**0**	**0**

2018 GAME-BY-GAME REGULAR SEASON STATISTICS (CHIEFS)

		TACKLES								INTERCEPTIONS					O. FUMB			ST					MISC			
DATE OPPONENT		TK	S	A	SK	YDS	TFL	YDS	QBH	NO	YDS	LG	TD	PD	FF	FR	YDS	TK	S	A	FF	FR	S	A	W/L	SCORE
09/09 at Chargers											INACTIVE														W	38-28
09/16 at Steelers											INACTIVE														W	42-37
09/23 49ERS											INACTIVE														W	38-27
10/01 at Broncos											INACTIVE														W	27-23
10/07 JAGUARS											INACTIVE														W	30-14
10/14 at Patriots											INACTIVE														L	40-43
10/21 BENGALS											INACTIVE														W	45-10
10/28 BRONCOS											INACTIVE														W	30-23
11/04 at Browns											INACTIVE														W	37-21
11/11 CARDINALS											INACTIVE														W	26-14
11/19 at Rams											INACTIVE														L	51-54
12/02 at Raiders											INACTIVE														W	40-33
12/09 RAVENS	P	0	0	0	0.0	0.0	0	0	0	0	0	0	0	0	0	0	0	0	0	0	0	0	0	0	W	27-24+
12/13 CHARGERS	P	0	0	0	0.0	0.0	0	0	0	0	0	0	0	0	0	0	0	0	0	0	0	0	0	0	L	28-29
12/23 at Seahawks	P	0	0	0	0.0	0.0	0	0	0	0	0	0	0	0	0	0	0	0	0	0	0	0	0	0	L	31-38
12/30 RAIDERS	P	0	0	0	0.0	0.0	0	0	0	0	0	0	0	0	0	0	0	0	0	0	0	0	0	0	W	35-3
2018 TOTALS	**4-0**	**0**	**0**	**0**	**0.0**	**0.0**	**0**	**0**	**0**	**0**	**0**	**0**	**0**	**0**	**0**	**0**	**0**	**0**	**0**	**0**	**0**	**0**	**0**	**0**	**12-4**	

+ - Overtime

2018 GAME-BY-GAME POSTSEASON STATISTICS (CHIEFS)

		TACKLES								INTERCEPTIONS					O. FUMB			ST					MISC			
DATE OPPONENT		TK	S	A	SK	YDS	TFL	YDS	QBH	NO	YDS	LG	TD	PD	FF	FR	YDS	TK	S	A	FF	FR	S	A	W/L	SCORE
01/12 COLTS	P	0	0	0	0.0	0.0	0	0	0	0	0	0	0	0	0	0	0	0	0	0	0	0	0	0	W	31-13
01/20 PATRIOTS	P	1	0	1	0.0	0.0	0	0	0	0	0	0	0	0	0	0	0	0	0	0	0	0	0	0	L	31-37+
2018 TOTALS	**2-0**	**1**	**0**	**1**	**0.0**	**0.0**	**0**	**0**	**0**	**0**	**0**	**0**	**0**	**0**	**0**	**0**	**0**	**0**	**0**	**0**	**0**	**0**	**0**	**0**	**1-1**	

+ - Overtime

CAM ERVING

OFFENSIVE LINEMAN

75

4TH SEASON | **2ND** YEAR WITH THE CHIEFS | **COLLEGE:** FLORIDA STATE

BIRTHDAY	HEIGHT	WEIGHT	ACQUIRED
08/23/92	6'5"	313	T(CLE)-17

CAM ERVING - NFL REGULAR SEASON STATISTICS

DATE	TEAM	GP	GS
2015	Browns	16	4
2016	Browns	13	13
2017	Chiefs	13	4
2018	Chiefs	14	13
NFL TOTALS		**56**	**34**

CAM ERVING - NFL POSTSEASON STATISTICS

DATE	TEAM	GP	GS
2017	Chiefs	0	0
2018	Chiefs	2	2
NFL TOTALS		**2**	**2**

2018 GAME-BY-GAME REGULAR SEASON STATISTICS (CHIEFS)

DATE	OPPONENT	P/S		W/L	SCORE
09/09	at Chargers	S		W	38-28
09/16	at Steelers	S		W	42-37
09/23	49ERS	S		W	38-27
10/01	at Broncos	S		W	27-23
10/07	JAGUARS	S		W	30-14
10/14	at Patriots	S		L	40-43
10/21	BENGALS	S		W	45-10
10/28	BRONCOS	S		W	30-23
11/04	at Browns	S		W	37-21
11/11	CARDINALS	S		W	26-14
11/19	at Rams	S		L	51-54
12/02	at Raiders	S		W	40-33
12/09	RAVENS	S		W	27-24+
12/13	CHARGERS		INACTIVE	L	28-29
12/23	at Seahawks		DID NOT PLAY	L	31-38
12/30	RAIDERS	P		W	35-3
2018 TOTALS		**14-13**		**12-4**	

+ - Overtime

2018 GAME-BY-GAME POSTSEASON STATISTICS (CHIEFS)

DATE	OPPONENT	P/S		W/L	SCORE
01/12	COLTS	S		W	31-13
01/20	PATRIOTS	S		L	31-37+
2018 TOTALS		**2-2**		**1-1**	

+ - Overtime

1ST SEASON | 2ND YEAR WITH THE CHIEFS | COLLEGE: EASTERN MICHIGAN

BIRTHDAY	HEIGHT	WEIGHT	ACQUIRED
08/19/94	6'6"	309	FA-17

ANDREW WYLIE - NFL REGULAR SEASON STATISTICS

DATE	TEAM	GP	GS	
2017	Colts	0	0	
				Went from **Colts** to **Browns**.
2017	Browns	0	0	
				Went from **Browns** to **Chargers**.
2017	Chargers	0	0	
				Went from **Chargers** to **Chiefs**.
2017	Chiefs	0	0	
2017	TOTAL	0	0	
2018	Chiefs	16	10	
NFL TOTALS		**16**	**10**	

ANDREW WYLIE - NFL POSTSEASON STATISTICS

DATE	TEAM	GP	GS
2017	Chiefs	0	0
2018	Chiefs	2	2
NFL TOTALS		**2**	**2**

2018 GAME-BY-GAME REGULAR SEASON STATISTICS (CHIEFS)

DATE	OPPONENT	P/S	W/L	SCORE
09/09	at Chargers	P	W	38-28
09/16	at Steelers	P	W	42-37
09/23	49ERS	P	W	38-27
10/01	at Broncos	P	W	27-23
10/07	JAGUARS	P	W	30-14
10/14	at Patriots	P	L	40-43
10/21	BENGALS	S	W	45-10
10/28	BRONCOS	S	W	30-23
11/04	at Browns	S	W	37-21
11/11	CARDINALS	S	W	26-14
11/19	at Rams	S	L	51-54
12/02	at Raiders	S	W	40-33
12/09	RAVENS	S	W	27-24+
12/13	CHARGERS	S	L	28-29
12/23	at Seahawks	S	L	31-38
12/30	RAIDERS	S	W	35-3
2018 TOTALS		**16-10**	**12-4**	

+ - Overtime

2018 GAME-BY-GAME POSTSEASON STATISTICS (CHIEFS)

DATE	OPPONENT	P/S	W/L	SCORE
01/12	COLTS	S	W	31-13
01/20	PATRIOTS	S	L	31-37+
2018 TOTALS		**2-2**	**1-1**	

+ - Overtime

DEMETRIUS HARRIS

TIGHT END

84

5TH SEASON | 6TH YEAR WITH THE CHIEFS | COLLEGE: UW-MILWAUKEE

BIRTHDAY	HEIGHT	WEIGHT	ACQUIRED
07/29/91	67"	230	CFA-13

DEMETRIUS HARRIS - NFL REGULAR SEASON STATISTICS

				RECEIVING					RUSHING				
DATE	TEAM	GP	GS	NO.	YDS	AVG	LG	TD	NO.	YDS.	AVG.	LG	TD
2013	Chiefs	0	0	0	0	0.0	0	0	0	0	0.0	0	0
2014	Chiefs	8	3	3	20	6.7	10	0	0	0	0.0	0	0
2015	Chiefs	16	9	7	74	10.6	25	1	0	0	0.0	0	0
2016	Chiefs	16	11	17	123	7.2	13	1	0	0	0.0	0	0
2017	Chiefs	16	7	18	224	12.4	51	1	0	0	0.0	0	0
2018	Chiefs	15	3	12	164	13.7	35	3	0	0	0.0	0	0
NFL TOTALS		**71**	**33**	**57**	**605**	**10.6**	**51**	**6**	**0**	**0**	**0.0**	**0**	**0**

DEMETRIUS HARRIS - NFL POSTSEASON STATISTICS

				RECEIVING					RUSHING				
DATE	TEAM	GP	GS	NO.	YDS	AVG	LG	TD	NO.	YDS.	AVG.	LG	TD
2015	Chiefs	2	1	1	10	10.0	10	0	0	0	0.0	0	0
2016	Chiefs	1	0	0	0	0.0	0	0	0	0	0.0	0	0
2017	Chiefs	1	0	2	22	11.0	13	0	0	0	0.0	0	0
2018	Chiefs	2	1	1	2	2.0	2	0	0	0	0.0	0	0
NFL TOTALS		**6**	**2**	**4**	**34**	**8.5**	**13**	**0**	**0**	**0**	**0.0**	**0**	**0**

DEMETRIUS HARRIS - NFL REGULAR SEASON RETURN STATISTICS

		KICKOFF RETURNS					PUNT RETURNS					
DATE	TEAM	RET.	YDS.	AVG.	LG	TD	NO.	FC	YDS	AVG	LG	TD
2013	Chiefs	0	0	0.0	0	0	0	0	0	0.0	0	0
2014	Chiefs	0	0	0.0	0	0	0	0	0	0.0	0	0
2015	Chiefs	0	0	0.0	0	0	0	0	0	0.0	0	0
2016	Chiefs	1	19	19.0	19	0	0	0	0	0.0	0	0
2017	Chiefs	0	0	0.0	0	0	0	0	0	0.0	0	0
2018	Chiefs	1	11	11.0	11	0	0	0	0	0.0	0	0
NFL TOTALS		**2**	**30**	**15.0**	**19**	**0**	**0**	**0**	**0**	**0.0**	**0**	**0**

DEMETRIUS HARRIS - NFL POSTSEASON RETURN STATISTICS

		KICKOFF RETURNS					PUNT RETURNS					
DATE	TEAM	RET.	YDS.	AVG.	LG	TD	NO.	FC	YDS	AVG	LG	TD
2015	Chiefs	0	0	0.0	0	0	0	0	0	0.0	0	0
2016	Chiefs	1	25	25.0	25	0	0	0	0	0.0	0	0
2017	Chiefs	0	0	0.0	0	0	0	0	0	0.0	0	0
2018	Chiefs	1	17	17.0	17	0	0	0	0	0.0	0	0
NFL TOTALS		2	42	21.0	25	0	0	0	0	0.0	0	0

2018 GAME-BY-GAME REGULAR SEASON STATISTICS (CHIEFS)

			RECEIVING				RUSHING					
DATE	OPPONENT	P/S	NO	YDS	LG	TD	ATT	YDS	LG	TD	W/L	SCORE
09/09	at Chargers		RESERVE/LEAGUE SUSP.								W	38-28
09/16	at Steelers	P	0	0	0	0	0	0	0	0	W	42-37
09/23	49ERS	P	1	13	13t	1	0	0	0	0	W	38-27
10/01	at Broncos	P	2	59	35	0	0	0	0	0	W	27-23
10/07	JAGUARS	P	1	5	5	0	0	0	0	0	W	30-14
10/14	at Patriots	P	0	0	0	0	0	0	0	0	L	40-43
10/21	BENGALS	P	1	17	17t	1	0	0	0	0	W	45-10
10/28	BRONCOS	S	0	0	0	0	0	0	0	0	W	30-23
11/04	at Browns	P	0	0	0	0	0	0	0	0	W	37-21
11/11	CARDINALS	P	0	0	0	0	0	0	0	0	W	26-14
11/19	at Rams	S	1	3	3	0	0	0	0	0	L	51-54
12/02	at Raiders	P	3	39	16	1	0	0	0	0	W	40-33
12/09	RAVENS	S	3	28	15	0	0	0	0	0	W	27-24+
12/13	CHARGERS	P	0	0	0	0	0	0	0	0	L	28-29
12/23	at Seahawks	P	0	0	0	0	0	0	0	0	L	31-38
12/30	RAIDERS	P	0	0	0	0	0	0	0	0	W	35-3
2018 TOTALS		15-3	12	164	35	3	0	0	0	0	12-4	

+ - Overtime

2018 GAME-BY-GAME POSTSEASON STATISTICS (CHIEFS)

			RECEIVING				RUSHING					
DATE	OPPONENT	P/S	NO	YDS	LG	TD	ATT	YDS	LG	TD	W/L	SCORE
01/12	COLTS	S	0	0	0	0	0	0	0	0	W	31-13
01/20	PATRIOTS	P	1	2	2	0	0	0	0	0	L	31-37+
2018 TOTALS		2-1	1	2	2	0	0	0	0	0	1-1	

+ - Overtime

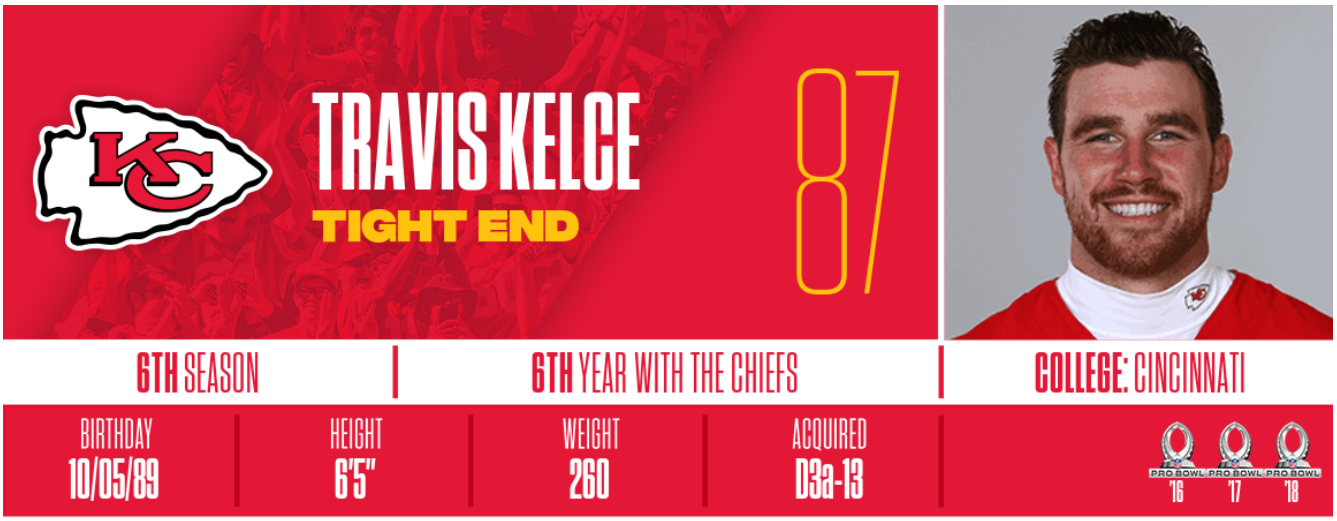

TRAVIS KELCE - NFL REGULAR SEASON STATISTICS

				RECEIVING					RUSHING				
DATE	TEAM	GP	GS	NO.	YDS	AVG	LG	TD	NO.	YDS.	AVG.	LG	TD
2013	Chiefs	1	0	0	0	0.0	0	0	0	0	0.0	0	0
2014	Chiefs	16	11	67	862	12.9	34	5	0	0	0.0	0	0
2015	Chiefs	16	16	72	875	12.2	42t	5	0	0	0.0	0	0
2016	Chiefs	16	15	85	1,125	13.2	80t	4	1	-5	-5.0	-5	0
2017	Chiefs	15	15	83	1,038	12.5	44	8	2	7	3.5	4	0
2018	Chiefs	16	16	103	1,336	13.0	43	10	0	0	0.0	0	0
NFL TOTALS		80	73	410	5,236	12.8	80t	32	3	2	0.7	4	0

TRAVIS KELCE - NFL POSTSEASON STATISTICS

				RECEIVING					RUSHING				
DATE	TEAM	GP	GS	NO.	YDS	AVG	LG	TD	NO.	YDS.	AVG.	LG	TD
2013	Chiefs	0	0	0	0	0.0	0	0	0	0	0.0	0	0
2015	Chiefs	2	2	14	151	10.8	48	0	0	0	0.0	0	0
2016	Chiefs	1	1	5	77	15.4	24	0	0	0	0.0	0	0
2017	Chiefs	1	1	4	66	16.5	27	1	0	0	0.0	0	0
2018	Chiefs	2	2	10	131	13.1	30	1	0	0	0.0	0	0
NFL TOTALS		6	6	33	425	12.9	48	2	0	0	0.0	0	0

2018 GAME-BY-GAME REGULAR SEASON STATISTICS (CHIEFS)

			RECEIVING				RUSHING					
DATE	OPPONENT	P/S	NO	YDS	LG	TD	ATT	YDS	LG	TD	W/L	SCORE
09/09	at Chargers	S	1	6	6	0	0	0	0	0	W	38-28
09/16	at Steelers	S	7	109	31	2	0	0	0	0	W	42-37
09/23	49ERS	S	8	114	25	0	0	0	0	0	W	38-27
10/01	at Broncos	S	7	78	29	1	0	0	0	0	W	27-23
10/07	JAGUARS	S	5	100	40	0	0	0	0	0	W	30-14
10/14	at Patriots	S	5	61	17	0	0	0	0	0	L	40-43
10/21	BENGALS	S	5	95	43	0	0	0	0	0	W	45-10
10/28	BRONCOS	S	6	79	18	1	0	0	0	0	W	30-23
11/04	at Browns	S	7	99	21	2	0	0	0	0	W	37-21
11/11	CARDINALS	S	6	46	10	0	0	0	0	0	W	26-14
11/19	at Rams	S	10	127	37	1	0	0	0	0	L	51-54
12/02	at Raiders	S	12	168	28	2	0	0	0	0	W	40-33
12/09	RAVENS	S	7	77	17	1	0	0	0	0	W	27-24+
12/13	CHARGERS	S	7	61	16	0	0	0	0	0	L	28-29
12/23	at Seahawks	S	5	54	23	0	0	0	0	0	L	31-38
12/30	RAIDERS	S	5	62	25	0	0	0	0	0	W	35-3
2018 TOTALS		16-16	103	1,336	43	10	0	0	0	0	12-4	

+ - Overtime

2018 GAME-BY-GAME POSTSEASON STATISTICS (CHIEFS)

			RECEIVING				RUSHING					
DATE	OPPONENT	P/S	NO	YDS	LG	TD	ATT	YDS	LG	TD	W/L	SCORE
01/12	COLTS	S	7	108	30	0	0	0	0	0	W	31-13
01/20	PATRIOTS	S	3	23	12t	1	0	0	0	0	L	31-37+
2018 TOTALS		2-2	10	131	30	1	0	0	0	0	1-1	

+ - Overtime

DERRICK NNADI

DEFENSIVE TACKLE

91

ROOKIE SEASON | ROOKIE YEAR WITH THE CHIEFS | COLLEGE: FLORIDA STATE

BIRTHDAY	HEIGHT	WEIGHT	ACQUIRED
05/09/96	61"	312	D3a-18

2018 GAME-BY-GAME REGULAR SEASON STATISTICS (CHIEFS)

			TACKLES								INTERCEPTIONS					O. FUMB			ST					MISC			
DATE	OPPONENT		TK	S	A	SK	YDS	TFL	YDS	QBH	NO	YDS	LG	TD	PD	FF	FR	YDS	TK	S	A	FF	FR	S	A	W/L	SCORE
09/09	at Chargers	P	0	0	0	0.0	0.0	0	0	0	0	0	0	0	0	0	0	0	0	0	0	0	0	0	0	W	38-28
09/16	at Steelers	P	0	0	0	0.0	0.0	0	0	0	0	0	0	0	0	0	0	0	0	0	0	0	0	0	0	W	42-37
09/23	49ERS	P	3	1	2	0.0	0.0	0	0	0	0	0	0	0	0	0	0	0	0	0	0	0	0	0	0	W	38-27
10/01	at Broncos	P	1	1	0	0.0	0.0	0	0	0	0	0	0	0	0	0	0	0	0	0	0	0	0	0	0	W	27-23
10/07	JAGUARS	S	3	3	0	0.0	0.0	0	0	0	0	0	0	0	0	0	0	0	0	0	0	0	0	0	0	W	30-14
10/14	at Patriots	S	5	1	4	0.0	0.0	0	0	0	0	0	0	0	0	0	0	0	0	0	0	0	0	0	0	L	40-43
10/21	BENGALS	S	3	3	0	0.0	0.0	0	0	0	0	0	0	0	0	0	0	0	0	0	0	0	0	0	0	W	45-10
10/28	BRONCOS	S	2	1	1	0.0	0.0	0	0	0	0	0	0	0	0	0	0	0	0	0	0	0	0	0	0	W	30-23
11/04	at Browns	S	3	1	2	0.0	0.0	0	0	0	0	0	0	0	0	0	0	0	0	0	0	0	0	0	0	W	37-21
11/11	CARDINALS	S	1	1	0	0.0	0.0	0	0	0	0	0	0	0	0	0	0	0	0	0	0	0	0	0	0	W	26-14
11/19	at Rams	P	0	0	0	0.0	0.0	0	0	0	0	0	0	0	0	0	0	0	0	0	0	0	0	0	0	L	51-54
12/02	at Raiders	S	1	0	1	0.0	0.0	0	0	0	0	0	0	0	0	0	0	0	0	0	0	0	0	0	0	W	40-33
12/09	RAVENS	S	5	3	2	0.0	0.0	0	0	0	0	0	0	0	0	0	0	0	0	0	0	0	0	0	0	W	27-24+
12/13	CHARGERS	S	3	0	3	0.0	0.0	0	0	0	0	0	0	0	0	0	0	0	0	0	0	0	0	0	0	L	28-29
12/23	at Seahawks	S	4	2	2	0.0	0.0	0	0	0	0	0	0	0	0	0	0	0	0	0	0	0	0	0	0	L	31-38
12/30	RAIDERS	S	1	0	1	0.0	0.0	0	0	0	0	0	0	0	0	0	0	0	0	0	0	0	0	0	0	W	35-3
2018 TOTALS		**16-11**	**35**	**17**	**18**	**0.0**	**0.0**	**0**	**0**	**0**	**0**	**0**	**0**	**0**	**0**	**0**	**0**	**0**	**0**	**0**	**0**	**0**	**0**	**0**	**0**	**12-4**	

+ - Overtime

2018 GAME-BY-GAME POSTSEASON STATISTICS (CHIEFS)

			TACKLES								INTERCEPTIONS					O. FUMB			ST					MISC			
DATE	OPPONENT		TK	S	A	SK	YDS	TFL	YDS	QBH	NO	YDS	LG	TD	PD	FF	FR	YDS	TK	S	A	FF	FR	S	A	W/L	SCORE
01/12	COLTS	S	2	1	1	0.0	0.0	1	6	0	0	0	0	0	0	0	0	0	0	0	0	0	0	0	0	W	31-13
01/20	PATRIOTS	S	6	0	6	0.0	0.0	0	0	1	0	0	0	0	0	0	0	0	0	0	0	0	0	0	0	L	31-37+
2018 TOTALS		**2-2**	**8**	**1**	**7**	**0.0**	**0.0**	**1**	**6**	**1**	**0**	**0**	**0**	**0**	**0**	**0**	**0**	**0**	**0**	**0**	**0**	**0**	**0**	**0**	**0**	**1-1**	

+ - Overtime

CHRIS JONES

DEFENSIVE LINEMAN

95

3RD SEASON | 3RD YEAR WITH THE CHIEFS | COLLEGE: MISSISSIPPI STATE

BIRTHDAY	HEIGHT	WEIGHT	ACQUIRED
07/03/94	6'6"	310	D2-16

CHRIS JONES - NFL REGULAR SEASON STATISTICS

				TACKLES							INTERCEPTIONS					O. FUMB				ST				MISC		
DATE	TEAM	GP	GS	TK	S	A	TFL	YDS	SK	YDS	QBH	NO	YDS	LG	TD	PD	FF	FR	YDS	TK	S	A	FF	FR	S	A
2016	Chiefs	16	11	28	17	11	5	26	2.0	19.0	10	0	0	0	0	4	0	0	0	0	0	0	0	0	0	0
2017	Chiefs	16	7	32	22	10	5	24	6.5	42.0	13	1	-3	0	0	7	4	0	0	0	0	0	0	0	0	0
2018	Chiefs	16	11	40	35	5	19	112	15.5	122.0	29	1	20	20t	1	5	2	0	0	0	0	0	0	0	0	0
NFL TOTALS		**48**	**29**	**100**	**74**	**26**	**29**	**162**	**24.0**	**183.0**	**52**	**2**	**17**	**20t**	**1**	**16**	**6**	**0**	**0**	**0**	**0**	**0**	**0**	**0**	**0**	**0**

CHRIS JONES - NFL POSTSEASON STATISTICS

				TACKLES							INTERCEPTIONS					O. FUMB				ST				MISC		
DATE	TEAM	GP	GS	TK	S	A	TFL	YDS	SK	YDS	QBH	NO	YDS	LG	TD	PD	FF	FR	YDS	TK	S	A	FF	FR	S	A
2016	Chiefs	1	1	2	1	1	0	0	0.0	0.0	0	0	0	0	0	2	0	0	0	0	0	0	0	0	0	0
2017	Chiefs	1	1	2	1	1	0	0	0.0	0.0	0	0	0	0	0	0	0	0	0	0	0	0	0	0	0	0
2018	Chiefs	2	1	0	0	0	0	0	0.0	0.0	1	0	0	0	0	4	0	0	0	0	0	0	0	0	0	0
NFL TOTALS		**4**	**3**	**4**	**2**	**2**	**0**	**0**	**0.0**	**0.0**	**1**	**0**	**0**	**0**	**0**	**6**	**0**	**0**	**0**	**0**	**0**	**0**	**0**	**0**	**0**	**0**

2018 GAME-BY-GAME REGULAR SEASON STATISTICS (CHIEFS)

				TACKLES							INTERCEPTIONS					O. FUMB			ST					MISC			
DATE	OPPONENT			TK	S	A	SK	YDS	TFL	YDS	QBH	NO	YDS	LG	TD	PD	FF	FR	YDS	TK	S	A	FF	FR	S	A	W/L	SCORE
09/09	at Chargers	S		3	3	0	0.0	0.0	1	2	1	0	0	0	0	0	0	0	0	0	0	0	0	0	0	0	W	38-28
09/16	at Steelers	S		1	1	0	0.0	0.0	1	3	0	0	0	0	0	0	0	0	0	0	0	0	0	0	0	0	W	42-37
09/23	49ERS	S		3	3	0	0.0	0.0	1	8	0	0	0	0	0	0	0	0	0	0	0	0	0	0	0	0	W	38-27
10/01	at Broncos	S		0	0	0	0.0	0.0	0	0	2	0	0	0	0	0	0	0	0	0	0	0	0	0	0	0	W	27-23
10/07	JAGUARS	S		1	1	0	1.0	6.0	1	6	1	1	20	20	1	1	0	0	0	0	0	0	0	0	0	0	W	30-14
10/14	at Patriots	P		2	1	1	1.0	6.0	0	0	0	0	0	0	0	0	1	0	0	0	0	0	0	0	0	0	L	40-43
10/21	BENGALS	S		3	3	0	1.0	11.0	2	12	1	0	0	0	0	0	0	0	0	0	0	0	0	0	0	0	W	45-10
10/28	BRONCOS	S		1	1	0	1.0	10.0	1	10	2	0	0	0	0	0	0	0	0	0	0	0	0	0	0	0	W	30-23
11/04	at Browns	P		3	3	0	1.0	13.0	2	14	1	0	0	0	0	0	0	0	0	0	0	0	0	0	0	0	W	37-21
11/11	CARDINALS	S		3	2	1	2.0	21.0	1	7	3	0	0	0	0	2	1	0	0	0	0	0	0	0	0	0	W	26-14
11/19	at Rams	S		6	6	0	2.0	13.0	3	14	4	0	0	0	0	1	0	0	0	0	0	0	0	0	0	0	L	51-54
12/02	at Raiders	S		5	4	1	1.5	8.0	1	6	2	0	0	0	0	0	0	0	0	0	0	0	0	0	0	0	W	40-33
12/09	RAVENS	P		3	3	0	1.0	7.0	1	7	1	0	0	0	0	0	0	0	0	0	0	0	0	0	0	0	W	27-24+
12/13	CHARGERS	S		3	2	1	2.5	15.5	2	13	8	0	0	0	0	1	0	0	0	0	0	0	0	0	0	0	L	28-29
12/23	at Seahawks	P		3	2	1	1.5	11.5	2	10	3	0	0	0	0	0	0	0	0	0	0	0	0	0	0	0	L	31-38
12/30	RAIDERS	P		0	0	0	0.0	0.0	0	0	0	0	0	0	0	0	0	0	0	0	0	0	0	0	0	0	W	35-3
2018 TOTALS			**16-11**	**40**	**35**	**5**	**15.5**	**122.0**	**19**	**112**	**29**	**1**	**20**	**20t**	**1**	**5**	**2**	**0**	**0**	**0**	**0**	**0**	**0**	**0**	**0**	**0**	**12-4**	

+ - Overtime

2018 GAME-BY-GAME POSTSEASON STATISTICS (CHIEFS)

			TACKLES							INTERCEPTIONS					O. FUMB			ST					MISC			
DATE	OPPONENT		TK	S	A	SK	YDS	TFL	YDS	QBH	NO	YDS	LG	TD	PD	FF	FR	YDS	TK	S	A	FF	FR	S	A	W/L	SCORE
01/12	COLTS	P	0	0	0	0.0	0.0	0	0	1	0	0	0	0	3	0	0	0	0	0	0	0	0	0	0	W	31-13
01/20	PATRIOTS	S	0	0	0	0.0	0.0	0	0	0	0	0	0	0	1	0	0	0	0	0	0	0	0	0	0	L	31-37+
2018 TOTALS		**2-1**	**0**	**0**	**0**	**0.0**	**0.0**	**0**	**0**	**1**	**0**	**0**	**0**	**0**	**4**	**0**	**0**	**0**	**0**	**0**	**0**	**0**	**0**	**0**	**0**	**1-1**	

+ - Overtime

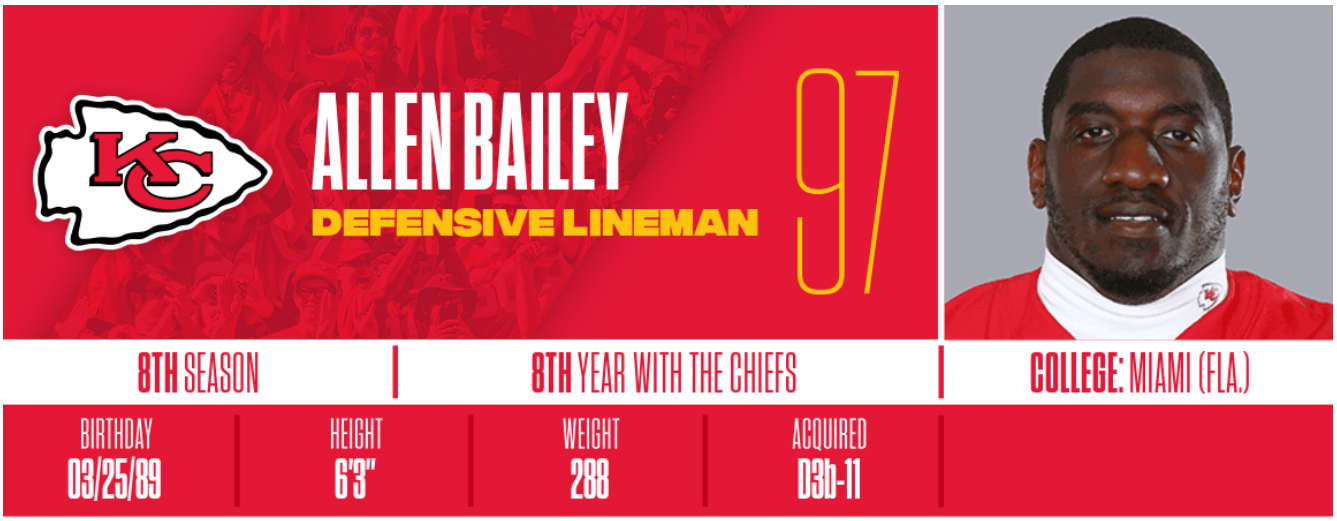

ALLEN BAILEY - NFL REGULAR SEASON STATISTICS

							TACKLES						INTERCEPTIONS				O. FUMB				ST				MISC	
DATE	TEAM	GP	GS	TK	S	A	TFL	YDS	SK	YDS	QBH	NO	YDS	LG	TD	PD	FF	FR	YDS	TK	S	A	FF	FR	S	A
2011	Chiefs	16	0	10	8	2	4	0	1.0	9.0	3	0	0	0	0	2	0	1	0	0	0	0	0	0	0	0
2012	Chiefs	10	1	5	3	2	0	0	0.0	0.0	0	0	0	0	0	0	0	1	1	0	0	0	0	0	0	0
2013	Chiefs	15	3	30	25	5	1	8	1.0	8.0	2	0	0	0	0	2	0	0	0	0	0	0	0	0	0	0
2014	Chiefs	14	14	41	27	14	10	38	5.0	32.0	8	0	0	0	0	2	0	0	0	0	0	0	0	0	0	0
2015	Chiefs	12	12	38	26	12	7	21	4.5	22.0	8	0	0	0	0	0	2	1	0	0	0	0	0	0	0	0
2016	Chiefs	5	5	7	5	2	1	2	0.0	0.0	0	0	0	0	0	0	0	0	0	0	0	0	0	0	0	0
2017	Chiefs	14	13	38	21	17	6	18	2.0	8.0	2	0	0	0	0	0	0	0	0	0	0	0	0	0	0	0
2018	Chiefs	16	13	38	27	11	5	28	6.0	32.0	10	0	0	0	0	0	2	4	2	0	0	0	0	0	0	0
NFL TOTALS		**102**	**61**	**207**	**142**	**65**	**34**	**115**	**19.5**	**111.0**	**33**	**0**	**0**	**0**	**0**	**6**	**4**	**7**	**3**	**0**	**0**	**0**	**0**	**0**	**0**	**0**

ALLEN BAILEY - NFL POSTSEASON STATISTICS

							TACKLES						INTERCEPTIONS				O. FUMB				ST				MISC	
DATE	TEAM	GP	GS	TK	S	A	TFL	YDS	SK	YDS	QBH	NO	YDS	LG	TD	PD	FF	FR	YDS	TK	S	A	FF	FR	S	A
2013	Chiefs	1	0	0	0	0	0	0	0.0	0.0	0	0	0	0	0	1	0	0	0	0	0	0	0	0	0	0
2015	Chiefs	2	2	4	3	1	0	0	2.0	17.0	0	0	0	0	0	0	2	0	0	0	0	0	0	0	0	0
2016	Chiefs	0	0	0	0	0	0	0	0.0	0.0	0	0	0	0	0	0	0	0	0	0	0	0	0	0	0	0
2017	Chiefs	1	1	1	0	1	0	0	0.0	0.0	0	0	0	0	0	0	0	0	0	0	0	0	0	0	0	0
2018	Chiefs	2	2	5	1	4	0	0	0.0	0.0	0	0	0	0	0	0	0	0	0	0	0	0	0	0	0	0
NFL TOTALS		**6**	**5**	**10**	**4**	**6**	**0**	**0**	**2.0**	**17.0**	**0**	**0**	**0**	**0**	**0**	**1**	**2**	**0**	**0**	**0**	**0**	**0**	**0**	**0**	**0**	**0**

2018 GAME-BY-GAME REGULAR SEASON STATISTICS (CHIEFS)

			TACKLES								INTERCEPTIONS					O. FUMB			ST					MISC			
DATE	OPPONENT		TK	S	A	SK	YDS	TFL	YDS	QBH	NO	YDS	LG	TD	PD	FF	FR	YDS	TK	S	A	FF	FR	S	A	W/L	SCORE
09/09	at Chargers	S	0	0	0	0.0	0.0	0	0	1	0	0	0	0	0	0	0	0	0	0	0	0	0	0	0	W	38-28
09/16	at Steelers	P	2	2	0	1.0	10.0	1	10	1	0	0	0	0	0	0	0	0	0	0	0	0	0	0	0	W	42-37
09/23	49ERS	S	4	3	1	1.0	8.0	2	9	1	0	0	0	0	0	0	0	0	0	0	0	0	0	0	0	W	38-27
10/01	at Broncos	S	1	1	0	1.0	0.0	0	0	1	0	0	0	0	0	0	0	0	0	0	0	0	0	0	0	W	27-23
10/07	JAGUARS	S	2	2	0	1.0	5.0	0	0	2	0	0	0	0	0	0	0	0	0	0	0	0	0	0	0	W	30-14
10/14	at Patriots	S	3	2	1	0.0	0.0	0	0	0	0	0	0	0	0	0	1	0	0	0	0	0	0	0	0	L	40-43
10/21	BENGALS	P	2	1	1	0.0	0.0	0	0	0	0	0	0	0	0	0	0	0	0	0	0	0	0	0	0	W	45-10
10/28	BRONCOS	S	0	0	0	0.0	0.0	0	0	0	0	0	0	0	0	0	0	0	0	0	0	0	0	0	0	W	30-23
11/04	at Browns	S	4	2	2	0.0	0.0	0	0	0	0	0	0	0	0	0	0	0	0	0	0	0	0	0	0	W	37-21
11/11	CARDINALS	S	2	2	0	1.0	8.0	1	8	2	0	0	0	0	0	0	0	0	0	0	0	0	0	0	0	W	26-14
11/19	at Rams	S	1	1	0	1.0	1.0	0	0	1	0	0	0	0	0	0	2	2	0	0	0	0	0	0	0	L	51-54
12/02	at Raiders	P	6	4	2	0.0	0.0	1	1	0	0	0	0	0	0	1	0	0	0	0	0	0	0	0	0	W	40-33
12/09	RAVENS	S	4	3	1	0.0	0.0	0	0	0	0	0	0	0	0	0	0	0	0	0	0	0	0	0	0	W	27-24+
12/13	CHARGERS	S	3	2	1	0.0	0.0	0	0	0	0	0	0	0	0	0	0	0	0	0	0	0	0	0	0	L	28-29
12/23	at Seahawks	S	1	0	1	0.0	0.0	0	0	0	0	0	0	0	0	0	0	0	0	0	0	0	0	0	0	L	31-38
12/30	RAIDERS	S	3	2	1	0.0	0.0	0	0	1	0	0	0	0	0	1	1	0	0	0	0	0	0	0	0	W	35-3
2018 TOTALS		**16-13**	**38**	**27**	**11**	**6.0**	**32.0**	**5**	**28**	**10**	**0**	**0**	**0**	**0**	**0**	**2**	**4**	**2**	**0**	**0**	**0**	**0**	**0**	**0**	**0**	**12-4**	

+ - Overtime

2018 GAME-BY-GAME POSTSEASON STATISTICS (CHIEFS)

			TACKLES								INTERCEPTIONS					O. FUMB			ST					MISC			
DATE	OPPONENT		TK	S	A	SK	YDS	TFL	YDS	QBH	NO	YDS	LG	TD	PD	FF	FR	YDS	TK	S	A	FF	FR	S	A	W/L	SCORE
01/12	COLTS	S	0	0	0	0.0	0.0	0	0	0	0	0	0	0	0	0	0	0	0	0	0	0	0	0	0	W	31-13
01/20	PATRIOTS	S	5	1	4	0.0	0.0	0	0	0	0	0	0	0	0	0	0	0	0	0	0	0	0	0	0	L	31-37+
2018 TOTALS		**2-2**	**5**	**1**	**4**	**0.0**	**0.0**	**0**	**0**	**0**	**0**	**0**	**0**	**0**	**0**	**0**	**0**	**0**	**0**	**0**	**0**	**0**	**0**	**0**	**0**	**1-1**	

+ - Overtime

XAVIER WILLIAMS - NFL REGULAR SEASON STATISTICS

					TACKLES							INTERCEPTIONS					O. FUMB			ST				MISC		
DATE	TEAM	GP	GS	TK	S	A	TFL	YDS	SK	YDS	QBH	NO	YDS	LG	TD	PD	FF	FR	YDS	TK	S	A	FF	FR	S	A
2015	Cardinals	4	0	2	2	0	0	0	0.0	0.0	1	0	0	0	0	0	0	0	0	0	0	0	0	0	0	0
2016	Cardinals	8	1	6	4	2	1	3	0.0	0.0	0	0	0	0	0	0	0	0	0	0	0	0	0	0	0	0
2017	Cardinals	11	1	20	16	4	1	4	0.5	5.0	1	0	0	0	0	0	1	0	0	0	0	0	0	0	0	0
2018	Chiefs	16	4	47	25	22	2	13	2.5	17.0	4	0	0	0	0	0	1	0	0	0	0	0	0	0	0	0
NFL TOTALS		**39**	**6**	**75**	**47**	**28**	**4**	**20**	**3.0**	**22.0**	**6**	**0**	**0**	**0**	**0**	**0**	**2**	**0**	**0**	**0**	**0**	**0**	**0**	**0**	**0**	**0**

XAVIER WILLIAMS - NFL POSTSEASON STATISTICS

				TACKLES								INTERCEPTIONS					O. FUMB			ST					MISC	
DATE	TEAM	GP	GS	TK	S	A	TFL	YDS	SK	YDS	QBH	NO	YDS	LG	TD	PD	FF	FR	YDS	TK	S	A	FF	FR	S	A
2015	Cardinals	0	0	0	0	0	0	0	0.0	0.0	0	0	0	0	0	0	0	0	0	0	0	0	0	0	0	0
2018	Chiefs	2	0	9	4	5	0	0	0.0	0.0	0	0	0	0	0	0	0	0	0	0	0	0	0	0	0	0
NFL TOTALS		**2**	**0**	**9**	**4**	**5**	**0**	**0**	**0.0**	**0.0**	**0**	**0**	**0**	**0**	**0**	**0**	**0**	**0**	**0**	**0**	**0**	**0**	**0**	**0**	**0**

2018 GAME-BY-GAME REGULAR SEASON STATISTICS (CHIEFS)

				TACKLES								INTERCEPTIONS					O. FUMB			ST					MISC			
DATE	OPPONENT		TK	S	A	SK	YDS	TFL	YDS	QBH	NO	YDS	LG	TD	PD	FF	FR	YDS	TK	S	A	FF	FR	S	A	W/L	SCORE
09/09	at Chargers	S	4	1	3	0.0	0.0	0	0	0	0	0	0	0	0	0	0	0	0	0	0	0	0	0	0	W	38-28
09/16	at Steelers	S	3	3	0	0.0	0.0	0	0	0	0	0	0	0	0	0	0	0	0	0	0	0	0	0	0	W	42-37
09/23	49ERS	S	0	0	0	0.0	0.0	0	0	0	0	0	0	0	0	0	0	0	0	0	0	0	0	0	0	W	38-27
10/01	at Broncos	S	2	2	0	0.0	0.0	0	0	0	0	0	0	0	0	0	0	0	0	0	0	0	0	0	0	W	27-23
10/07	JAGUARS	P	3	2	1	1.0	5.0	1	5	1	0	0	0	0	0	0	0	0	0	0	0	0	0	0	0	W	30-14
10/14	at Patriots	P	5	2	3	0.0	0.0	0	0	0	0	0	0	0	0	0	0	0	0	0	0	0	0	0	0	L	40-43
10/21	BENGALS	P	2	2	0	0.0	0.0	0	0	0	0	0	0	0	0	0	0	0	0	0	0	0	0	0	0	W	45-10
10/28	BRONCOS	P	3	1	2	0.0	0.0	0	0	1	0	0	0	0	0	0	0	0	0	0	0	0	0	0	0	W	30-23
11/04	at Browns	P	1	0	1	0.0	0.0	0	0	0	0	0	0	0	0	0	0	0	0	0	0	0	0	0	0	W	37-21
11/11	CARDINALS	P	4	2	2	0.0	0.0	0	0	0	0	0	0	0	0	0	0	0	0	0	0	0	0	0	0	W	26-14
11/19	at Rams	P	4	3	1	1.0	8.0	1	8	1	0	0	0	0	0	0	0	0	0	0	0	0	0	0	0	L	51-54
12/02	at Raiders	P	3	2	1	0.0	0.0	0	0	0	0	0	0	0	0	1	0	0	0	0	0	0	0	0	0	W	40-33
12/09	RAVENS	P	1	1	0	0.0	0.0	0	0	0	0	0	0	0	0	0	0	0	0	0	0	0	0	0	0	W	27-24+
12/13	CHARGERS	P	4	1	3	0.0	0.0	0	0	0	0	0	0	0	0	0	0	0	0	0	0	0	0	0	0	L	28-29
12/23	at Seahawks	P	5	1	4	0.0	0.0	0	0	0	0	0	0	0	0	0	0	0	0	0	0	0	0	0	0	L	31-38
12/30	RAIDERS	P	3	2	1	0.5	4.0	0	0	1	0	0	0	0	0	0	0	0	0	0	0	0	0	0	0	W	35-3
2018 TOTALS		**16-4**	**47**	**25**	**22**	**2.5**	**17.0**	**2**	**13**	**4**	**0**	**0**	**0**	**0**	**0**	**1**	**0**	**0**	**0**	**0**	**0**	**0**	**0**	**0**	**12-4**	

+ - Overtime

2018 GAME-BY-GAME POSTSEASON STATISTICS (CHIEFS)

			TACKLES								INTERCEPTIONS					O. FUMB			ST					MISC			
DATE	OPPONENT		TK	S	A	SK	YDS	TFL	YDS	QBH	NO	YDS	LG	TD	PD	FF	FR	YDS	TK	S	A	FF	FR	S	A	W/L	SCORE
01/12	COLTS	P	2	1	1	0.0	0.0	0	0	0	0	0	0	0	0	0	0	0	0	0	0	0	0	0	0	W	31-13
01/20	PATRIOTS	P	7	3	4	0.0	0.0	0	0	0	0	0	0	0	0	0	0	0	0	0	0	0	0	0	0	L	31-37+
2018 TOTALS		**2-0**	**9**	**4**	**5**	**0.0**	**0.0**	**0**	**0**	**0**	**0**	**0**	**0**	**0**	**0**	**0**	**0**	**0**	**0**	**0**	**0**	**0**	**0**	**0**	**1-1**	

+ - Overtime

Service

Most Seasons, Active Players

15	Jerrel Wilson	1963-77
14	Len Dawson	1962-75
14	Ed Budde	1963-76
14	Nick Lowery	1980-93
14	Will Shields	1993-06
14	Dustin Colquitt	2005-18
13	Jim Tyrer	1961-73
13	Buck Buchanan	1963-75
13	Emmitt Thomas	1966-78
13	Jan Stenerud	1967-79
13	Jack Rudnay	1970-82
13	John Alt	1984-96
13	Derrick Johnson	2005-17
12	Johnny Robinson	1960-71
12	Dave Hill	1963-74
12	Bobby Bell	1963-74
12	Mike Livingston	1968-79
12	Henry Marshall	1976-87
12	Tony Gonzalez	1997-08
12	Tamba Hali	2006-17

Most Games Played, Career (All 175+)

224	Will Shields	1993-06
222	Dustin Colquitt	2005-18
212	Nick Lowery	1980-93
203	Jerrel Wilson	1963-77
190	Tony Gonzalez	1997-08
186	Jan Stenerud	1967-79
183	Len Dawson	1962-75
183	Buck Buchanan	1963-75
182	Derrick Johnson	2005-17
181	Emmitt Thomas	1966-78
180	Jim Tyrer	1961-73
179	John Alt	1984-96
178	Jack Rudnay	1970-82
177	Ed Budde	1963-76
177	Tamba Hali	2006-17

Most Games Started, Career (Since 1968)

223	Will Shields	1993-06
174	Tony Gonzalez	1997-08
171	Jack Rudnay	1970-82
169	Derrick Johnson	2005-17
164	Tim Grunhard	1990-00
*158	Len Dawson (*Since 1962)	1962-75
157	Derrick Thomas	1989-99
157	Tamba Hali	2006-17

Most Starts, Rookie, Season

16	Sylvester Hicks	1978
16	Art Still	1978
16	Dave Lutz	1983
16	Kevin Ross	1984
16	Dino Hackett	1986
16	Derrick Thomas	1989
16	Greg Wesley	2000
16	Derrick Johnson	2005
16	Tamba Hali	2006
16	Brandon Carr	2008
16	Glenn Dorsey	2008
16	Eric Berry	2010
16	Dontari Poe	2012
16	Marcus Peters	2015
16	Kareem Hunt	2017

Most Consecutive Games Played, Career

224	Will Shields	Sept. 5, 1993 - Dec. 31, 2006
186	Jan Stenerud	Sept. 9, 1967 - Dec. 16, 1979
180	Jim Tyrer	Sept. 10, 1961 - Dec. 2, 1973
168	Bobby Bell	Sept. 7, 1963 - Dec. 14, 1974
168	Dustin Colquitt	Nov. 9, 2008 - Dec. 30, 2018
166	Buck Buchanan	Sept. 7, 1963 - Dec. 1, 1974

Most Consecutive Games Started (Since 1968)

223	Will Shields	Sept. 12, 1993 - Dec. 31, 2006
144	Emmitt Thomas	Sept. 28, 1968 - Oct. 15, 1978
134	Jim Lynch	Sept. 9, 1968 - Nov. 6, 1977
120	Tim Grunhard	Sept. 5, 1993 - Oct. 29, 2000
120	Tony Gonzalez	Sept. 19, 1999 - Nov. 12, 2006

Most Consecutive Games Started To Begin Career

101	Gary Barbaro	1976-82
64	Brandon Carr	2008-11
51	Art Still	1978-81
41	Tamba Hali	2006-08
37	Greg Wesley	2000-02

Most Games Started, Quarterback, Career

158	Len Dawson	1962-75
88	Trent Green	2001-06
77	Bill Kenney	1979-88
76	Alex Smith	2013-17
75	Mike Livingston	1968-79
52	Steve DeBerg	1988-91

Most Consecutive Games Started, Quarterback

81	Trent Green	Sept. 9, 2001 - Sept. 10, 2006
44	Len Dawson	Oct. 31, 1965 - Nov. 3, 1968
35	Steve DeBerg	Nov. 26, 1989 - Dec. 8, 1991
28	Steve Bono	Sept. 3, 1995 - Nov. 24, 1996
28	Elvis Grbac	Dec. 26, 1998 - Nov. 19, 2000
28	Len Dawson	Sept. 8, 1962 - Nov. 8, 1963

Most Consecutive Seasons Starting Every Game, QB

5	Trent Green	2001-05
2	Len Dawson	1966-67

Scoring

Most Points, Career (All 400+)

1,466	Nick Lowery	1980-93
1,231	Jan Stenerud	1967-79
517	Ryan Succop	2009-13
500	Priest Holmes	2001-07
462	Tony Gonzalez	1997-08
442	Pete Stoyanovich	1996-00

Most Seasons, 100 or More Points

11	Nick Lowery	1981, ’83-86, ’88-93
5	Jan Stenerud	1967-71
4	Ryan Succop	2009-10, '12-13
3	Pete Stoyanovich	1997-99
3	Lawrence Tynes	2004-06
3	Cairo Santos	2014-16
2	Lin Elliott	1994-95
2	Morten Andersen	2002-03

2	Priest Holmes	2002-03
2	Larry Johnson	2005-06
2	Harrison Butker	2017-18
1	Jack Spikes	1960
1	Abner Haynes	1962
1	Todd Peterson	2001

Most Points, Season (All 125+)

162	Priest Holmes	2003
144	Priest Holmes	2002
142	Harrison Butker	2017
139	Nick Lowery	1990
137	Harrison Butker	2018
129	Jan Stenerud	1968
129	Cairo Santos	2015
129	Cairo Santos	2016
126	Larry Johnson	2005
125	Lawrence Tynes	2005

Most Points, Non-Kickers, Rookie, Season

72	Abner Haynes	1960
72	Tyreek Hill	2016
66	Billy Jackson	1981
66	Kareem Hunt	2017
48	Johnny Robinson	1960
48	Mike Garrett	1966

Most Points, Kickers, Rookie, Season

142	Harrison Butker	2017
113	Cairo Santos	2014
108	Jan Stenerud	1967
104	Jack Spikes	1960
104	Ryan Succop	2009

Most Points, Game

30	Abner Haynes vs. Oakland	Nov. 26, 1961
30	Jamaal Charles at Oakland	Dec. 15, 2013
24	Frank Jackson vs. Denver	Dec. 10, 1961
24	Abner Haynes vs. Boston	Sept. 8, 1962
24	Frank Jackson at San Diego	Dec. 13, 1964
24	Bert Coan at Denver	Oct. 23, 1966
24	Priest Holmes at Cleveland	Sept. 8, 2002
24	Priest Holmes vs. Atlanta	Oct. 24, 2004
24	Derrick Blaylock vs. Atlanta	Oct. 24, 2004
24	Larry Johnson vs. Seattle	Oct. 29, 2006

Most Touchdowns, Career

83	Priest Holmes (76 rush, 7 rec.)	2001-07
76	Tony Gonzalez (0 rush, 76 rec.)	1997-08
64	Jamaal Charles (43 rush, 20 rec., 1 KR)	2008-16
61	Larry Johnson (55 rush, 6 rec.)	2003-09
60	Otis Taylor (3 rush, 57 rec.)	1965-75
58	Abner Haynes(39 rush, 17 rec., 1 KR, 1 fum.)	1960-64

Most Touchdowns, Season

27	Priest Holmes (27 rush, 0 rec.)	2003
24	Priest Holmes (21 rush, 3 rec.)	2002
21	Larry Johnson (20 rush, 1 rec)	2005
19	Abner Haynes (13 rush, 6 rec.)	1962
19	Larry Johnson (17 rush, 2 rec.)	2006
19	Jamaal Charles (12 rush, 7 rec.)	2013

Most Touchdowns, Rookie, Season

12	Abner Haynes (9 rush, 3 rec.)	1960
12	Tyreek Hill (3 rush, 6 rec., 2 PR, 1 KR)	2016
11	Billy Jackson (10 rush, 1 rec.)	1981
11	Kareem Hunt (8 rush, 3 rec.)	2017
8	Johnny Robinson (4 rush, 4 rec.)	1960
8	Mike Garrett (6 rush, 1 rec., 1 PR)	1966

Most Touchdowns, Game

5	Abner Haynes vs. Oakland	Nov. 26, 1961
5	Jamaal Charles at Oakland	Dec. 15, 2013
4	Frank Jackson vs. Denver	Dec. 10, 1961
4	Abner Haynes vs. Boston	Sept. 8, 1962
4	Frank Jackson at San Diego	Dec. 13, 1964
4	Bert Coan at Denver	Oct. 23, 1966
4	Priest Holmes at Cleveland	Sept. 8, 2002
4	Priest Holmes vs. Atlanta	Oct. 24, 2004
4	Derrick Blaylock vs. Atlanta	Oct. 24, 2004
4	Larry Johnson vs. Seattle	Oct. 29, 2006
3	41 times;	
	Last, Kareem Hunt at Cleveland	Nov. 4, 2018

Most Consecutive Games Scoring Touchdowns

11	Priest Holmes	2002
9	Larry Johnson	2006
8	Priest Holmes	2003-04
8	Larry Johnson	2004-05
8	Kareem Hunt	2018
7	Marcus Allen	1993
7	Priest Holmes	2004-05
7	Larry Johnson	2005
7	Dwayne Bowe	2010
7	Jamaal Charles	2013

Most Points After TD Attempted, Career

483	Nick Lowery	1980-93
409	Jan Stenerud	1967-79
164	Pete Stoyanovich	1996-00
160	Ryan Succop	2009-13
149	Tommy Brooker	1962-66

Most Points After TD Attempted, Season

69	Harrison Butker	2018
60	Lawrence Tynes	2004
59	Morten Andersen	2003
52	Ryan Succop	2013
51	Morten Andersen	2002
46	Tommy Brooker	1964

Most Points After TD Attempted, Game

8	Tommy Brooker at Denver	Sept. 7, 1963
8	Mike Mercer at Denver	Oct. 23, 1966
8	Lawrence Tynes vs. Atlanta	Oct. 24, 2004
8	Ryan Succop at Oakland	Dec. 15, 2013

Most Points After TD Made, Career

479	Nick Lowery	1980-93
394	Jan Stenerud	1967-79
163	Pete Stoyanovich	1996-00
160	Ryan Succop	2009-13
149	Tommy Brooker	1962-66

Most Points After TD Made, Season

65	Harrison Butker	2018
58	Morten Andersen	2003
58	Lawrence Tynes	2004
52	Ryan Succop	2013
51	Morten Andersen	2002

46	Tommy Brooker	1964

Most Points After TD Made, Game

8	Tommy Brooker at Denver	Sept. 7, 1963
8	Mike Mercer at Denver	Oct. 23, 1966
8	Lawrence Tynes vs. Atlanta	Oct. 24, 2004
8	Ryan Succop at Oakland	Dec. 15, 2013
7	Cotton Davidson vs. Denver	Dec.10, 1961
7	T. Brooker at N.Y. Titans	Nov. 11, 1962
7	Jack Spikes vs. Denver	Dec. 8, 1963
7	Tommy Brooker vs. Houston	Nov. 28, 1965
7	Morten Andersen vs. Arizona	Dec. 1, 2002
7	Morten Andersen vs. St. Louis	Dec. 8, 2002
7	Lawrence Tynes at Tennessee	Dec. 13, 2004

Most Consecutive Points After TD

197	Nick Lowery	1983-89
160	Ryan Succop	2009-13
155	Jan Stenerud	1968-73
149	Tommy Brooker	1962-66

Highest Point After Percentage, Career (100 PATs)

100.00	Ryan Succop (160-160)	2009-13
100.00	Tommy Brooker (149-149)	1962-66
99.39	Pete Stoyanovich (163-164)	1996-00
99.17	Nick Lowery (479-483)	1980-93
99.09	Morten Andersen (109-110)	2002-03
97.16	Lawrence Tynes (137-141)	2004-06

Most Field Goals Attempted, Career

436	Jan Stenerud	1967-79
410	Nick Lowery	1980-93
147	Ryan Succop	2009-13
115	Pete Stoyanovich	1996-00
105	Cairo Santos	2014-17

Most Field Goals Attempted, Season

44	Jan Stenerud	1971
42	Jan Stenerud	1970
42	Harrison Butker	2017
40	Jan Stenerud	1968

Most Field Goals Attempted, Game

7	Cairo Santos at Cincinnati	October 4, 2015
7	Jan Stenerud vs. Buffalo	Dec. 19, 1971
6	Tommy Brooker vs. San Diego	Dec. 16, 1962
6	Jan Stenerud	6 times
	Last; at Washington	Oct. 10, 1976
6	Todd Peterson vs. Denver	Dec. 16, 2001
6	Ryan Succop at New Orleans	Sept. 23, 2012
6	Harrison Butker vs. Miami	Dec. 24, 2017

Most Seasons Leading League, Field Goals Made

3	Jan Stenerud	1967, ’70, ’75

Most Field Goals Made, Career

329	Nick Lowery	1980-93
279	Jan Stenerud	1967-79
119	Ryan Succop	2009-13
93	Pete Stoyanovich	1996-00
89	Cairo Santos	2014-17

Most Field Goals Made, Season

38	Harrison Butker	2017
34	Nick Lowery	1990
31	Cairo Santos	2016
30	Jan Stenerud	1968, ’70
30	Cairo Santos	2015
28	Ryan Succop	2012

Most Field Goals Made, Rookie, Season

38	Harrison Butker	2017
25	Ryan Succop	2009
25	Cairo Santos	2014
21	Jan Stenerud	1967
13	Jack Spikes	1960
12	Tommy Brooker	1962

Most Field Goals Made, Game

7	Cairo Santos at Cincinnati	Oct. 5, 2015
6	Ryan Succop at New Orleans	Sept. 23, 2012
5	Jan Stenerud	3 times
	Last; vs. Buffalo	Dec. 19, 1971
5	Nick Lowery	4 times
	Last; vs. Denver	Sept. 20, 1993
5	Ryan Succop vs. Minnesota	Oct. 2, 2011
5	Cairo Santos at Denver	Nov. 15, 2015
5	Harrison Butker	3 times
	Last; vs. Miami	Dec. 24, 2017
4	Tommy Brooker vs. San Diego	Dec. 16, 1962
4	Mike Mercer at N.Y. Jets	Nov. 27, 1966
4	Lin Elliott vs. Seattle	Dec. 24, 1995
4	Jan Stenerud	10 times
4	Nick Lowery	8 times
4	Pete Stoyanovich	2 times
4	Todd Peterson vs. Denver	Dec. 16, 2001
4	Lawrence Tynes	2 times
	Last; vs. Denver	Nov. 23, 2006
4	Nick Novak vs. Denver	Sept. 28, 2008
4	Ryan Succop	4 times
	Last; at Tennessee	Oct. 6, 2013
4	Cairo Santos	5 times
	Last; at Carolina	Nov. 13, 2016
4	Harrison Butker	2 times
	Last; at New England	Oct. 14, 2018

Most Consecutive Games Scoring Field Goals

15	Lawrence Tynes	2004-05
14	Jan Stenerud	1970
14	Harrison Butker	2017-18
12	Pete Stoyanovich	1997-98
11	Jan Stenerud	1968-69
11	Jan Stenerud	1971-72
11	Nick Lowery	1985-86
11	Morten Andersen	2002

Most Consecutive Games Scoring Field Goals, Single Season

14	Jan Stenerud	1970
13	Harrison Butker	2017
12	Lawrence Tynes	2005
11	Morten Andersen	2002

Most Consecutive Field Goals Made

23	Harrison Butker	2017
22	Pete Stoyanovich	1997-98
22	Ryan Succop	2011
21	Nick Lowery	1990
21	Nick Lowery	1991
16	Jan Stenerud	1969

Longest Field Goal

58	Nick Lowery at Washington	Sept. 18, 1983
58	Nick Lowery vs. L.A. Raiders	Sept. 12, 1985
57	Nick Lowery vs. Seattle	Sept. 14, 1980
55	Jan Stenerud at Denver	Oct. 4, 1970
54	Jan Stenerud at Houston	Sept. 9, 1967
54	Jan Stenerud at Denver	Oct. 5, 1969
54	Jan Stenerud at San Francisco	Dec. 6, 1971
54	Nick Lowery vs. L.A. Raiders	Nov. 6, 1983
54	Nick Lowery at Detroit	Nov. 26, 1987
54	Pete Stoyanovich vs. Denver	Nov. 16, 1997
54	Ryan Succop vs. Minnesota	Oct. 2, 2011
54	Cairo Santos at Houston	Sept. 18, 2016
54	Harrison Butker at Seattle	Dec. 23, 2018

Highest Field Goal Percentage, Career (100 Attempts)

84.8	Cairo Santos (89-105)	2014-17
81.0	Ryan Succop (119-147)	2009-13
80.9	Pete Stoyanovich (93-115)	1996-00
80.2	Nick Lowery (329-410)	1980-93
64.0	Jan Stenerud (279-436)	1967-79

Highest Field Goal Percentage, Season

96.3	Pete Stoyanovich (26-27)	1997
91.9	Nick Lowery (34-37)	1990
91.6	Nick Lowery (22-24)	1992
90.5	Harrison Butker (38-42)	2017
88.9	Nick Lowery (24-27)	1985
88.9	Harrison Butker (24-27)	2018

Highest Field Goal Percentage, Career At Arrowhead

88.1	Pete Stoyanovich (52-59)	1996-00
85.6	Nick Lowery (179-209)	1980-93
84.6	Harrison Butker (33-39)	2017-18
82.4	Ryan Succop (61-74)	2009-13
79.2	Cairo Santos (38-48)	2014-17

Attempts Less Than 40 Yards, Season (15 Attempts)

23-26	Cairo Santos	2016
24-25	Harrison Butker	2017
21-21	Nick Lowery	1991
20-20	Pete Stoyanovich	1998
16-20	Ryan Succop	2012
17-18	Cairo Santos	2014
17-18	Cairo Santos	2015
17-17	Ryan Succop	2009
16-16	Morten Andersen	2002
16-16	Harrison Butker	2018
15-16	Ryan Succop	2013
14-15	Ryan Succop	2011

Most Field Goals, No Misses, Game

7	Cairo Santos at Cincinnati	Oct. 4, 2015
6	Ryan Succop at New Orleans	Sept. 23, 2012
5	Jan Stenerud at Buffalo	Nov. 2, 1969
5	Jan Stenerud vs. Buffalo	Dec. 7, 1969
5	Nick Lowery vs. L.A. Raiders	Sept. 12, 1985
5	Nick Lowery at Chicago	Dec. 29, 1990
5	Nick Lowery vs. Denver	Sept. 20, 1993
5	Ryan Succop vs. Minnesota	Oct. 2, 2011
5	Harrison Butker at Houston	Oct. 8, 2017
5	Harrison Butker vs. Denver	Oct. 30, 2017

Most Field Goals, 50 or More Yards, Career

20	Nick Lowery	1980-93
12	Jan Stenerud	1967-79
9	Ryan Succop	2009-13
7	Cairo Santos	2014-16
6	Lawrence Tynes	2004-06
6	Harrison Butker	2017-18
5	Pete Stoyanovich	1996-99

Most Field Goals, 50 or More Yards, Season

4	Nick Lowery	1980
4	Cairo Santos	2015
4	Harrison Butker	2017
3	Nick Lowery	1985, ’88
3	Ryan Succop	2011
2	Pete Stoyanovich	1997, ’98
2	Lawrence Tynes	2004, 2005, 2006
2	Ryan Succop	2009, '12
2	Cairo Santos	2016
2	Harrison Butker	2018

Most Field Goals, 50 or More Yards, Game

2	Nick Lowery vs. Seattle	Sept. 14, 1980
2	Nick Lowery at New Orleans	Sept. 8, 1985
2	Nick Lowery at Detroit	Nov. 26, 1987
2	Lawrence Tynes at Miami	Oct. 21, 2005
2	Ryan Succop vs. Minnesota	Oct. 2, 2011
2	Cairo Santos at Cincinnati	Oct. 4, 2015

Most Defensive Touchdowns, Career

8	Bobby Bell (6 INTs, 2 FRs)	1963-74
5	Emmitt Thomas (5 INTs)	1966-78
5	Jim Kearney (5 INTs)	1967-75
5	Eric Berry (5 INTs)	2010-16
4	Lloyd Burruss (4 INTs)	1981-91
4	Derrick Thomas (4 FRs)	1989-99
4	James Hasty (3 INTs, 1 FR)	1995-99
4	Derrick Johnson (4 INTs)	2005-16

Most Defensive Touchdowns, Season

4	Jim Kearney (4 INTs)	1972
3	David Webster (2 INTs, 1 FR)	1960
3	Lloyd Burruss (3 INTs)	1986
3	Charles Mincy (2 INTs, 1 FR)	1992
3	Mark McMillian (3 INTs)	1997

Most Defensive Touchdowns, Game

2	Jim Kearney at Denver	Oct. 1, 1972
2	Lloyd Burruss vs. San Diego	Oct. 19, 1986
2	Cris Dishman at Oakland	Nov. 28, 1999
2	Derrick Johnson at Denver	Jan. 3, 2010

Most Special Teams Touchdowns, Career

11	Dante Hall (5 PRs, 6 KORs)	2000-06
8	Tamarick Vanover (4 PRs, 4 KORs)	1995-99
5	Tyreek Hill (4 PRs, 1 KOR)	2016-18
4	J.T. Smith (4 PRs)	1978-84
3	Dexter McCluster (3 PRs)	2010-13
2	Five players tied	

Most Special Teams Touchdowns, Season

4	Dante Hall (2 PRs, 2 KRs)	2003
3	Tamarick Vanover (2 KRs, 1 PR)	1995
3	Dante Hall (2 PRs, 1 KR)	2002
3	Tyreek Hill (2 PRs, 1 KR)	2016
2	J.T. Smith (2 PRs)	1979

2	J.T. Smith (2 PRs)	1980
2	Paul Palmer (2 KRs)	1987
2	Dale Carter (2 PRs)	1992
2	Dante Hall (2 KRs)	2004
2	Dexter McCluster (2 PRs)	2013

Most Safeties, Career

3	Derrick Thomas	1989-98
2	Bill Maas	1984-92
2	Dan Saleaumua	1989-96
2	Joe Phillips	1992-97
1	Buck Buchanan	1963-75
1	Willie Lanier	1967-77
1	John Lohmeyer	1973, ’75-77
1	Ed Beckman	1977-84
1	Dino Hackett	1986-92
1	Albert Lewis	1983-93
1	Rob McGovern	1989-90
1	Bernard Pollard	2006-08
1	Tamba Hali	2006-16
1	Justin Houston	2011-16
1	D.J. Alexander	2015-16

Most Safeties, Season

1	Buck Buchanan	1968
1	Willie Lanier	1974
1	John Lohmeyer	1976
1	Ed Beckman	1978
1	Dino Hackett	1988
1	Albert Lewis	1988
1	Bill Maas	1988, ’90
1	Rob McGovern	1989
1	Dan Saleaumua	1991, ’96
1	Derrick Thomas	1994, ’97, ’98
1	Joe Phillips	1997
1	Bernard Pollard	2007
1	Tamba Hali	2009
1	Justin Houston	2012
1	D.J. Alexander	2015

Most Two-Point Conversions, Career

3	Tony Gonzalez	1997-08
3	Travis Kelce	2013-18
2	Bo Dickinson	1960-61
2	Curtis McClinton	1962-69
2	Jerrel Wilson	1963-77
2	Reg Carolan	1964-68
2	Trent Green	2001-06
2	Eddie Kennison	2001-07

Most Two-Point Conversions, Season

2	Bo Dickinson	1961
2	Travis Kelce	2015

Most Two-Point Conversion Passes, Career

8	Len Dawson	1962-75
4	Trent Green	2001-06
4	Alex Smith	2013-17
2	Randy Duncan	1961
2	Elvis Grbac	1997-00

Rushing

Most Seasons Leading League in Rushing

1	Abner Haynes	1960
1	Christian Okoye	1989
1	Priest Holmes	2001
1	Kareem Hunt	2017

Most Rushing Attempts, Career

1,375	Larry Johnson	2003-09
1,332	Jamaal Charles	2008-16
1,321	Priest Holmes	2001-07
1,246	Christian Okoye	1987-92
1,157	Ed Podolak	1969-77

Most Rushing Attempts, Season

*416	Larry Johnson	2006
370	Christian Okoye	1989
336	Larry Johnson	2005
327	Priest Holmes	2001
320	Priest Holmes	2003

*NFL RECORD

Most Rushing Attempts, Consecutive Seasons

752	Larry Johnson (336, 416)	2005-06
640	Priest Holmes (327, 313)	2001-02
633	Priest Holmes (313, 320)	2002-03
615	Christian Okoye (370, 245)	1989-90
574	Larry Johnson (416, 158)	2006-07

Most Rushing Attempts, Rookie, Season

272	Kareem Hunt	2017
234	Joe Delaney	1981
174	Robert Holmes	1968
157	Christian Okoye	1987
156	Abner Haynes	1960

Most Rushing Attempts, Game

39	Larry Johnson vs. Seattle	Oct. 29, 2006
38	Christian Okoye at Green Bay	Dec. 10, 1989
37	Christian Okoye vs. Seattle	Nov. 5, 1989
36	Larry Johnson at Houston	Nov. 20, 2005
35	Barry Word vs. L.A. Raiders	Dec. 22, 1991

Most Rushing Yards, Career

7,260	Jamaal Charles	2008-16
6,070	Priest Holmes	2001-07
6,015	Larry Johnson	2003-09
4,897	Christian Okoye	1987-92
4,451	Ed Podolak	1969-77

Most Rushing Yards, Season (All 1,000+)

1,789	Larry Johnson	2006
1,750	Larry Johnson	2005
1,615	Priest Holmes	2002
1,555	Priest Holmes	2001
1,509	Jamaal Charles	2012
1,480	Christian Okoye	1989
1,467	Jamaal Charles	2010
1,420	Priest Holmes	2003
1,327	Kareem Hunt	2017
1,287	Jamaal Charles	2013
1,121	Joe Delaney	1981
1,120	Jamaal Charles	2009
1,087	Mike Garrett	1967
1,053	Tony Reed	1978
1,049	Abner Haynes	1962
1,033	Jamaal Charles	2014
1,031	Christian Okoye	1991

1,015	Barry Word	1990

Most Rushing Yards, Consecutive Seasons

3,539	Larry Johnson (1,750, 1,789)	2005-06
3,170	Priest Holmes (1,555, 1,615)	2001-02
3,035	Priest Holmes (1,615, 1,420)	2002-03
2,796	Jamaal Charles (1,509, 1,287)	2012-13
2,348	Larry Johnson (1,789, 559)	2006-07

Most Rushing Yards, Rookie, Season

1,327	Kareem Hunt	2017
1,121	Joe Delaney	1981
875	Abner Haynes	1960
866	Robert Holmes	1968
801	Mike Garrett	1966

Most Rushing Yards, Game (All 200+)

259	Jamaal Charles at Denver	Jan. 3, 2010
233	Jamaal Charles at New Orleans	Sept. 23, 2012
226	Jamaal Charles vs. Indianapolis	Dec. 23, 2012
211	Larry Johnson at Houston	Nov. 20, 2005
201	Larry Johnson vs. Cincinnati	Jan. 1, 2006
200	Barry Word at Detroit	Oct. 14, 1990

Most Rushing Yards, Rookie, Game (All 150+)

193	Joe Delaney vs. Houston	Nov. 15, 1981
172	Kareem Hunt at Los Angeles Chargers	Sept. 24, 2017
161	Mike Garrett at San Diego	Dec. 18, 1966
158	Robert Holmes at Cincinnati	Nov. 10, 1968
157	Abner Haynes at N.Y. Titans	Nov. 24, 1960
155	Kareem Hunt vs. Los Angeles Chargers	Dec. 16, 2017
150	Kolby Smith vs. Oakland	Nov. 25, 2007

Most Rushing Yards, Consecutive Games (All 300+)

361	(102, 259)	J. Charles	Dec. 27, 2009 - Jan. 3, 2010
343	(132, 211)	Larry Johnson	Nov. 13-20, 2005
332	(131, 201)	L. Johnson	Dec. 24, 2005 - Jan. 1, 2006
330	(211, 119)	Larry Johnson	Nov. 20-27, 2005
327	(155, 172)	Larry Johnson	Oct. 29 - Nov. 5, 2006
321	(233, 88)	Jamaal Charles	Sept. 23-30, 2012
319	(121, 198)	Larry Johnson	Sept. 21-28, 2008
311	(154, 157)	Larry Johnson	Nov. 19-23, 2006
310	(197, 113)	Priest Holmes	Nov. 24 - Dec. 1, 2002
310	(143, 167)	Larry Johnson	Dec. 11-17, 2005
301	(104, 197)	Priest Holmes	Nov. 17-24, 2002

Most Rushing Yards vs. One Opponent, Season

327	(172, 155)	Kareem Hunt vs. Los Angeles Chargers	2017
315	(56, 259)	Jamaal Charles vs. Denver	2009
289	(154, 135)	Larry Johnson vs. Oakland	2006
283	(126, 157)	Larry Johnson vs. Denver	2006
282	(156, 126)	Christian Okoye vs. Seattle	1989

Most Games, 100 or More Rushing Yards, Career

30	Larry Johnson	2003-09
24	Priest Holmes	2001-07
23	Jamaal Charles	2008-16
14	Christian Okoye	1987-92
13	Abner Haynes	1960-65

Most Games, 100 or More Rushing Yards, Season

11	Larry Johnson	2006
10	Larry Johnson	2005
9	Priest Holmes	2002
8	Christian Okoye	1989
7	Priest Holmes	2001
7	Jamaal Charles	2012

Most Games, 100 or More Rushing Yards, Rookie, Season

6	Kareem Hunt	2017
5	Joe Delaney	1981
3	Curtis McClinton	1962
2	Mike Garrett	1966
2	Robert Holmes	1968
2	Abner Haynes	1960
2	Woody Green	1974

Most Consecutive Games, 100 or More Rushing Yards

9	Larry Johnson	Nov. 6, 2005 - Jan. 1, 2006
5	Priest Holmes	Nov. 17 - Dec. 15, 2002
4	Larry Johnson	Nov. 19 - Dec. 10, 2006
4	Jamaal Charles	Dec. 13, 2009 - Jan. 3 2010
3	Joe Delaney	Oct. 4 - Oct. 18, 1981
3	Christian Okoye	Sept. 24 - Oct. 8, 1989
3	Christian Okoye	Oct. 22 - Nov. 5, 1989
3	Larry Johnson	Dec. 5 - Dec. 19, 2004
3	Larry Johnson	Oct. 22 - Nov. 5, 2006
3	Jamaal Charles	Nov. 25 - Dec. 9, 2012
3	Kareem Hunt	Sept.24 - Oct. 8, 2017

Longest Run From Scrimmage

91 (TD)	Jamaal Charles	Sept. 23, 2012
86 (TD)	Jamaal Charles	Dec. 23, 2012
84 (TD)	Ted McKnight at Seattle	Sept. 30, 1979
82 (TD)	Joe Delaney vs. Denver	Oct. 18, 1981
82 (TD)	Derrick Alexander vs. Pittsburgh	Dec. 12, 1999
80 (TD)	Abner Haynes at N.Y. Jets	Nov. 29, 1964
80 (TD)	Warren McVea vs. Cincinnati	Oct. 26, 1969
80	Jamaal Charles at St. Louis	Dec. 19, 2010
80 (TD)	Jamaal Charles at Cleveland	Dec. 9, 2012

Most Rushing Yards, QB, Career

1,672	Alex Smith	2013-17
1,253	Len Dawson	1962-75
712	Steve Fuller	1979-82
692	Trent Green	2001-06
682	Mike Livingston	1968-79

Most Rushing Yards, QB, Season

498	Alex Smith	2015
431	Alex Smith	2013
386	Tyler Thigpen	2008
355	Alex Smith	2017
274	Steve Fuller	1980

Most 10+ Yard Rushes, Career

196	Jamaal Charles	2008-16
190	Priest Holmes	2001-07
137	Larry Johnson	2003-09
71	Marcus Allen	1993-97
63	Kimble Anders	1991-00

Most 10+ Yard Rushes, Season

53	Priest Holmes	2002
52	Priest Holmes	2001
49	Larry Johnson	2006
47	Larry Johnson	2005
45	Jamaal Charles	2010

Most 10+ Yard Rushes, Game

10	Priest Holmes at Oakland	Dec. 9, 2001
9	Priest Holmes at Seattle	Nov. 24, 2002
7	Larry Johnson at N.Y. Giants	Dec. 17, 2005
7	Jamaal Charles vs. Buffalo	Oct. 31, 2010

Highest Rushing Average, Career (400 attempts)

5.45	Jamaal Charles (1,332-7,260)	2008-16
4.80	Abner Haynes (794-3,814)	1960-64
4.60	Priest Holmes (1,321-6,070)	2001-07
4.57	Kimble Anders (495-2,261)	1991-00
4.44	Ted McKnight (528-2,344)	1977-81

Highest Rushing Average, Season (100 attempts)

6.38	Jamaal Charles (230-1,467)	2010
6.03	Ted McKnight (104-627)	1978
5.89	Jamaal Charles (190-1,120)	2009
5.61	Abner Haynes (156-875)	1960
5.49	Mack Lee Hill (105-576)	1964

Highest Rushing Average, Game (10 attempts)

14.27	A. Haynes at N.Y. Titans (11-157)	Nov. 24, 1960
12.25	T. McKnight at Seattle (12-147)	Sept. 30, 1979
11.58	E. Podolak vs. Denver (12-139)	Dec. 6, 1970
11.45	J. Charles at St. Louis (11-126)	Dec. 19, 2010
11.29	A. Haynes vs. Oakland (14-158)	Nov. 26, 1961

Most Rushing Touchdowns, Career

76	Priest Holmes	2001-07
55	Larry Johnson	2003-09
44	Marcus Allen	1993-97
43	Jamaal Charles	2008-16
40	Christian Okoye	1987-92
39	Abner Haynes	1960-65

Most Rushing Touchdowns, QB, Career

10	Alex Smith	2013-17
9	Len Dawson	1962-75
7	Mike Livingston	1968-79
6	Pete Beathard	1964-73
	Rich Gannon	1995-98

Most Rushing Touchdowns, Season

27	Priest Holmes	2003
21	Priest Holmes	2002
20	Larry Johnson	2005
17	Larry Johnson	2006
14	Priest Holmes	2004

Most Rushing Touchdowns, Consecutive Seasons

48	Priest Holmes (21, 27)	2002-03
41	Priest Holmes (27, 14)	2003-04
37	Larry Johnson (20, 17)	2005-06
29	Priest Holmes (8, 21)	2001-02
29	Larry Johnson (9, 20)	2004-05

Most Rushing Touchdowns, Rookie, Season

10	Billy Jackson	1981
9	Abner Haynes	1960
8	Kareem Hunt	2017
7	Robert Holmes	1968
6	Mike Garrett	1966

Most Rushing Touchdowns, Game

4	Abner Haynes vs. Oakland	Nov. 26, 1961
4	Priest Holmes at Cleveland	Sept. 8, 2002
4	Priest Holmes vs. Atlanta	Oct. 24, 2004
4	Derrick Blaylock vs. Atlanta	Oct. 24, 2004
3	Jack Spikes vs. Houston	Oct. 1, 1961
3	Abner Haynes vs. Boston	Sept. 8, 1962
3	Bert Coan at Denver	Oct. 23, 1966
3	Ed Podolak at Detroit	Nov. 25, 1971
3	Ed Podolak vs. Cleveland	Dec. 12, 1976
3	Billy Jackson at Oakland	Oct. 25, 1981
3	Marcus Allen at Seattle	Dec. 5, 1993
3	Donnell Bennett at Philadelphia	Sept. 27, 1998
3	Bam Morris at San Diego	Nov. 22, 1998
3	Priest Holmes vs. Denver	Oct. 20, 2002
3	Priest Holmes vs. Pittsburgh	Sept. 14, 2003
3	Priest Holmes vs. Buffalo	Oct. 26, 2003
3	Priest Holmes vs. Detroit	Dec. 14, 2003
3	Priest Holmes at Minnesota	Dec. 20, 2003
3	Priest Holmes at Denver	Sept. 12, 2004
3	Priest Holmes vs. Indianapolis	Oct. 31, 2004
3	Larry Johnson at Dallas	Dec. 11, 2005
3	Larry Johnson vs. Cincinnati	Jan. 1, 2006
3	Larry Johnson vs. Seattle	Oct. 29, 2006
3	Larry Johnson vs. Jacksonville	Dec. 31, 2006
3	Jamaal Charles at Green Bay	Sept. 28, 2015

Most Rushing Touchdowns, Consecutive Games

7	Priest Holmes	Oct. 24-31, 2004
6	Priest Holmes	Dec. 14-20, 2003
5	Priest Holmes	5 times
		Last; Dec. 20-28, 2003
5	Larry Johnson	3 times
		Last; Oct. 22-29, 2006

Most Consecutive Games With Rushing Touchdown

11	Priest Holmes	Sept. 22 - Dec. 8, 2002
8	Priest Holmes	Nov. 23, 2003 - Sept. 19, 2004
8	Larry Johnson	Nov. 28, 2004 - Sept. 18, 2005
7	Larry Johnson	Nov. 20, 2005 - Jan. 1, 2006
7	Larry Johnson	Oct. 15 - Nov. 23, 2006

Most Rushing Touchdowns, QB, Season

5	Steve Bono	1995
	Alex Smith	2016
4	Pete Beathard	1965
	Steve Fuller	1980
3	Five Players Tied	

Passing

Most Seasons Leading League in Passing

4	Len Dawson	1962, 1964, 1966, 1968

Highest Passer Rating Career (1,000 attempts)

94.8	Alex Smith	2013-17
87.3	Trent Green	2001-06
83.2	Len Dawson	1962-75
81.8	Steve DeBerg	1988-91
80.6	Elvis Grbac	1997-00

Highest Passer Rating, Season (200 attempts)

113.8	Patrick Mahomes	2018
104.7	Alex Smith	2017
101.9	Len Dawson	1966
98.8	Len Dawson	1968
98.4	Len Dawson	1962
98.0	Damon Huard	2006
96.3	Steve DeBerg	1990

Highest Passer Rating, Rookie, Season

112.3	Todd Blackledge	1983
76.4	Patrick Mahomes	2017
66.7	Hunter Enis	1960
55.8	Steve Fuller	1979

Highest Passer Rating, Game (20 attempts)

158.3	Trent Green vs. Detroit	Dec. 14, 2003
158.3	Alex Smith at Oakland	Dec. 15, 2013
156.6	Steve Bono at Seattle	Sept. 3, 1995
154.8	Patrick Mahomes at Pittsburgh	Sept. 16, 2018
154.3	Trent Green at Washington	Sept. 30, 2001
148.6	Alex Smith at New England	Sept. 7, 2017
147.6	Bill Kenney at San Diego	Dec. 16, 1984
146.0	Joe Montana at Tampa Bay	Sept. 5, 1993

Most 100.0+ Passer Rating Games, Career

30	Len Dawson	1962-75
29	Alex Smith	2013-17
27	Trent Green	2001-06
19	Steve DeBerg	1988-91
14	Bill Kenney	1980-88

Most 100.0+ Passer Rating Games, Season

13	Patrick Mahomes	2018
10	Steve DeBerg	1990
9	Alex Smith	2017
7	Trent Green	2003
7	Trent Green	2004
6	Alex Smith	2015
6	Matt Cassel	2010

Most Passes Attempted, Career

3,696	Len Dawson	1962-75
2,777	Trent Green	2001-06
2,436	Alex Smith	2013-17
2,430	Bill Kenney	1979-88
1,751	Mike Livingston	1968-79
1,616	Steve DeBerg	1988-91

Most Passes Attempted, Season (All 500+)

603	Bill Kenney	1983
580	Patrick Mahomes	2018
556	Trent Green	2004
547	Elvis Grbac	2000
523	Trent Green	2001
523	Trent Green	2003
520	Steve Bono	1995
508	Alex Smith	2013
507	Trent Green	2005
505	Alex Smith	2017

Most Passes Attempted, Consecutive Seasons

1,079	Trent Green (523, 556)	2003-04
1,063	Trent Green (556, 507)	2004-05
1,046	Elvis Grbac (499, 547)	1999-00
994	Alex Smith (489, 505)	2016-17
993	Trent Green (523, 470)	2001-02
993	Trent Green (470, 523)	2002-03

Most Passes Attempted, Rookie, Season

270	Steve Fuller	1979
54	Hunter Enis	1960
35	Patrick Mahomes	2017
34	Todd Blackledge	1983

Most Passes Attempted, Game (All 50+)

55	Joe Montana at San Diego	Oct. 9, 1994
55	Steve Bono at Miami	Dec. 12, 1994
54	Joe Montana at Denver	Oct. 17, 1994
54	Steve Bono at San Diego	Sept. 29, 1996
53	Elvis Grbac at Oakland	Nov. 5, 2000
53	Trent Green at San Diego	Jan. 2, 2005
53	Matt Cassel at Denver	Nov. 14, 2010
53	Patrick Mahomes vs. Baltimore	Dec. 9, 2018
52	Bill Kenney at Denver	Oct. 30, 1983
50	Bill Kenney vs. Buffalo	Nov. 30, 1986
50	Steve DeBerg at Cleveland	Nov. 24, 1991
50	Rich Gannon at Jacksonville	Nov. 9, 1997
50	Alex Smith at Pittsburgh	Oct. 2, 2016

Most Passes Completed, Career

2,115	Len Dawson	1962-75
1,720	Trent Green	2001-06
1,587	Alex Smith	2013-17
1,330	Bill Kenney	1979-88
934	Steve DeBerg	1988-91
912	Mike Livingston	1968-79

Most Passes Completed, Season (All 300+)

383	Patrick Mahomes (580 att.)	2018
369	Trent Green (556 att.)	2004
346	Bill Kenney (603 att.)	1983
341	Alex Smith (505 att.)	2017
330	Trent Green (523 att.)	2003
328	Alex Smith (461 att.)	2016
326	Elvis Grbac (547 att.)	2000
317	Trent Green (507 att.)	2005
308	Alex Smith (508 att.)	2013
307	Alex Smith (470 att.)	2015
303	Alex Smith (464 att.)	2014

Most Passes Completed, Consecutive Seasons (All 600+)

699	Trent Green (330, 369)	2003-04
686	Trent Green (369, 317)	2004-05
669	Alex Smith (328, 341)	2016-17
635	Alex Smith (307, 328)	2015-16
620	Elvis Grbac (294, 326)	1999-00
617	Trent Green (287, 330)	2002-03
611	Alex Smith (308, 303)	2013-14
610	Alex Smith (303, 307)	2014-15

Most Passes Completed, Rookie, Season

146	Steve Fuller	1979
30	Hunter Enis	1960
22	Patrick Mahomes	2017
20	Todd Blackledge	1983

Most Passes Completed, Game (All 30+)

39	Elvis Grbac at Oakland	Nov. 5, 2000
37	Joe Montana at San Diego	Oct. 9, 1994
35	Patrick Mahomes at Baltimore	Dec. 9, 2018
34	Joe Montana at Denver	Oct. 17, 1994
34	Trent Green at Denver	Dec. 7, 2003
34	Alex Smith vs. San Diego	Sept. 11, 2016
33	Steve Bono at Miami	Dec. 12, 1994
33	Trent Green at San Diego	Jan. 2, 2005
33	Matt Cassel at Denver	Nov. 14, 2010

33	Patrick Mahomes at L.A. Rams	Nov. 19, 2018
32	Trent Green at Tampa Bay	Nov. 7, 2004
32	Trent Green vs. Oakland	Dec. 25, 2004
31	Bill Kenney at San Diego	Dec. 11, 1983
31	Elvis Grbac vs. Carolina	Dec. 10, 2000
31	Trent Green at San Diego	Oct. 30, 2005
31	Alex Smith at Pittsburgh	Dec. 21, 2014
31	Alex Smith at Cincinnati	Oct. 4, 2015
30	Steve DeBerg vs. Cleveland	Nov. 24, 1991
30	Elvis Grbac vs. Seattle	Nov. 21, 1999
30	Alex Smith at Pittsburgh	Oct. 2, 2016

Most Consecutive Passes Completed

15	Len Dawson at Houston	Sept. 9, 1967
15	Bill Kenney vs. San Diego (13)	Sept. 12, 1983
	at Washington (2)	Sept. 18, 1983
15	Alex Smith at Oakland	Oct. 16, 2016
15	Alex Smith at Atlanta	Dec. 4, 2016
14	Trent Green vs. Indianapolis	Oct. 31, 2004

Most Seasons Leading League

*8	Len Dawson	1962, ’64-69, ’75

*NFL RECORD

Most Consecutive Seasons Leading League

*6	Len Dawson	1964-69

*NFL RECORD

Highest Completion Percentage, Career (1,000 attempts)

65.15	Alex Smith (2,436-1,587)	2013-17
61.94	Trent Green (1,777-1,720)	2001-06
57.97	Steve DeBerg (1,616-934)	1988-91
57.94	Elvis Grbac (1,548-897)	1997-00
57.35	Matt Cassel (1,489-854)	2009-12

Highest Completion Percentage, Season (100 attempts)

67.52	Alex Smith (505-341)	2017
67.08	Alex Smith (489-328)	2016
66.43	Len Dawson (140-93)	1975
66.37	Trent Green (556-369)	2004
66.03	Patrick Mahomes (580-383)	2018
65.32	Alex Smith (470-307)	2015
65.30	Alex Smith (464-303)	2014
63.09	Trent Green (523-330)	2003
62.52	Trent Green (507-317)	2005
62.05	Damon Huard (206-332)	2007

Highest Completion Percentage, Rookie, Season

62.86	Patrick Mahomes (35-22)	2017
58.82	Todd Blackledge (34-20)	1983
55.56	Hunter Enis (54-30)	1960
54.07	Steve Fuller (270-146)	1979

Highest Completion Percentage, Game (20 attempts)

86.36	A. Smith at Oakland (22-19)	Oct. 16, 2016
86.21	A. Smith vs. St. Louis (29-25)	Oct. 26, 2014
85.00	A. Smith at Oakland (20-17)	Dec. 15, 2013
84.00	A. Smith at Baltimore (25-21)	Dec. 20, 2015
84.00	A. Smith at Atlanta (25-21)	Dec. 4, 2016

Most Passing Yards, Career (All 10,000+)

28,507	Len Dawson	1962-75
21,459	Trent Green	2001-06
17,608	Alex Smith	2013-17
17,277	Bill Kenney	1979-88
11,873	Steve DeBerg	1988-91
11,295	Mike Livingston	1968-79
10,642	Elvis Grbac	1997-00

Most Passing Yards, Season (All 4,000+)

5,097	Patrick Mahomes	2018
4,591	Trent Green	2004
4,348	Bill Kenney	1983
4,169	Elvis Grbac	2000
4,042	Alex Smith	2017
4,039	Trent Green	2003
4,014	Trent Green	2005

Most Passing Yards, Consecutive Seasons

8,630	Trent Green (4,039, 4,591)	2003-04
8,605	Trent Green (4,591, 4,014)	2004-05
7,729	Trent Green (3,690, 4,039)	2002-03
7,558	Elvis Grbac (3,389, 4,169)	1999-00
7,544	Alex Smith (3,502, 4,042)	2016-17

Most Passing Yards, Rookie, Season

1,484	Steve Fuller	1979
357	Hunter Enis	1960
284	Patrick Mahomes	2017
259	Todd Blecklledge	1983

Most Passing Yards, Game (All 400+)

504	Elvis Grbac at Oakland	Nov. 5, 2000
478	Patrick Mahomes at L.A. Rams	Nov. 19, 2018
469	Matt Cassel at Denver	Nov. 14, 2010
435	Len Dawson vs. Denver	Nov. 1, 1964
411	Bill Kenney at San Diego	Dec. 11, 1983
400	Trent Green at Green Bay	Oct. 12, 2003

Most Games, 300 Yards Passing, Career

24	Trent Green	2001-06
15	Bill Kenney	1979-88
10	Patrick Mahomes	2017-18
9	Len Dawson	1962-75
8	Alex Smith	2013-17
7	Elvis Grbac	1997-00
5	Steve DeBerg	1988-91

Most Games, 300 Yards Passing, Season

10	Patrick Mahomes	2018
8	Trent Green	2004
7	Bill Kenney	1983
5	Elvis Grbac	2000
5	Trent Green	2003
5	Alex Smith	2017

Most Consecutive Games, 300 Yards Passing, Season

8	Patrick Mahomes	2018
4	Bill Kenney	1983
4	Trent Green	2004
3	Elvis Grbac	2000
2	Joe Montana	1994
2	Steve Bono	1994
2	Trent Green	2001
2	Trent Green	2002
2	Trent Green	2003

Long Pass Completion (All TDs)

*99	Trent Green vs. San Diego	Dec. 22, 2002

	(to Marc Boerigter)	
93	Mike Livingston vs. Miami	Oct. 19, 1969
	(to Otis Taylor for 79 yards,lateral to Robert Holmes for 14 yards)	
92	Len Dawson at Denver	Nov. 18, 1962
	(to Tommy Brooker)	
92	Len Dawson at Oakland	Nov. 3, 1968
	(to Gloster Richardson)	
90	Len Dawson vs. Houston	Nov. 17, 1968
	(to Frank Pitts)	
90	Steve DeBerg vs. San Diego	Nov. 18, 1990
	(to J.J. Birden)	
	*NFL RECORD	

Most 20+ Yard Passes, Career

274	Trent Green	2001-06
215	Alex Smith	2013-17
133	Elvis Grbac	1997-00
122	Matt Cassel	2009-12
77	Patrick Mahomes	2017-18
73	Steve DeBerg	1990-91
68	Joe Montana	1993-94

Most 20+ Yard Passes, Season

75	Patrick Mahomes	2018
59	Trent Green	2004
55	Elvis Grbac	2000
54	Trent Green	2003
52	Alex Smith	2017
51	Trent Green	2001
51	Trent Green	2005

Most 20+ Yard Passes, Game

9	Matt Cassel at Denver	Nov. 14, 2010
9	Patrick Mahomes at L.A. Rams	Nov. 19, 2018
7	Dave Krieg at L.A. Raiders	Dec. 6, 1992
7	Rich Gannon at San Diego	Nov. 22, 1998
7	Elvis Grbac at Oakland	Nov. 5, 2000
7	Trent Green at Arizona	Oct. 21, 2001
7	Trent Green vs. Indianapolis	Oct. 31, 2004
7	Alex Smith at New York Jets	Dec. 3, 2017
7	Patrick Mahomes at Cleveland	Nov. 4, 2018
6	14 times; Last P. Mahomes at DEN	Oct. 1, 2018

Most Seasons Leading League

3	Len Dawson	1962, ’66, ’69

Highest Passing Average, Career (1,000 attempts)

7.73	Trent Green (2,777-21,459)	2001-06
7.71	Len Dawson (3,696-28,507)	1962-75
7.35	Steve DeBerg (1,616-11,873)	1988-91
7.23	Alex Smith (2,436-17,608)	2013-17
7.11	Bill Kenney (2,430-17,277)	1979-88
6.88	Elvis Grbac (1,548-10,643)	1997-00

Highest Passing Average, Season (Qualifiers: 224 attempts/16 G)

9.42	Len Dawson (224-2,109)	1968
8.90	Len Dawson (310-2,759)	1962
8.90	Len Dawson (284-2,527)	1966
8.79	Patrick Mahomes (580-5,097)	2018

Highest Passing Average, Game (20 attempts)

15.76	S. DeBerg at New England (21-331)	Dec. 2, 1990
14.35	A. Smith at Oakland (20-287)	Dec. 15, 2013
13.90	T. Green vs. Denver (21-292)	Dec. 16, 2001
12.82	L. Dawson vs. Denver (22-282)	Dec. 19, 1965

Most Seasons Leading League

*4	Len Dawson	1962, ’63, ’65, ’66
	*NFL RECORD	

Most Touchdown Passes, Career

237	Len Dawson	1962-75
118	Trent Green	2001-06
105	Bill Kenney	1979-88
102	Alex Smith	2013-17
67	Steve DeBerg	1988-91

Most Touchdown Passes, Season

50	Patrick Mahomes	2018
30	Len Dawson	1964
29	Len Dawson	1962
28	Elvis Grbac	2000
27	Trent Green	2004
27	Matt Cassel	2010
26	Len Dawson	1963, ’66
26	Trent Green	2002
26	Alex Smith	2017

Most Touchdown Passes, Consecutive Seasons

56	Len Dawson (26, 30)	1963-64
55	Len Dawson (29, 26)	1962-63
51	Len Dawson (30, 21)	1964-65
51	Trent Green (24, 27)	2003-04
50	Elvis Grbac (22, 28)	1999-00
50	Len Dawson (26, 24)	1966-67
50	Trent Green (26, 24)	2002-03

Most Touchdown Passes, Rookie, Season

6	Steve Fuller	1979
3	Todd Blackledge	1983
1	Hunter Enis	1960

Most Touchdown Passes, Game

6	Len Dawson vs. Denver	Nov. 1, 1964
6	Patrick Mahomes	2 times
	Last; at L.A. Rams	Nov. 19, 2018
5	Len Dawson	2 times
	Last; vs. Miami	Oct. 8, 1967
5	Elvis Grbac vs. San Diego	Sept. 17, 2000
5	Trent Green vs. Miami	Sept. 29, 2002
5	Alex Smith at Oakland	Dec. 15, 2013
4	Len Dawson	6 times
	Last; at Baltimore	Sept. 28, 1970
4	Bill Kenney	4 times
	Last; at Chicago	Nov. 1, 1987
4	Trent Green at Cleveland	Dec. 3, 2006
4	Matt Cassel	2 times
	Last; at Indianapolis	Oct. 9, 2011
4	Alex Smith	2 times
	Last; at New York Jets	Dec. 3, 2017
4	Patrick Mahomes	5 times
	Last; at Oakland	Dec. 2, 2018

Most Consecutive Games, Touchdown Passes

15	Elvis Grbac	Nov. 28, 1999 - Nov. 12, 2000
14	Len Dawson	Oct. 3, 1965 - Oct. 8, 1966
12	Len Dawson	Sept. 8, 1962 - Dec. 2, 1962
12	Trent Green	Nov. 28, 2001 - Oct. 20, 2002

Most Consecutive Passes, None Intercepted

312	Alex Smith	2015
297	Alex Smith	2016-17
233	Steve DeBerg	1990
202	Rich Gannon	1997-98
187	Patrick Mahomes	2017-18

Most Passes Had Intercepted, Career

178	Len Dawson	1962-75
86	Bill Kenney	1979-88
85	Trent Green	2001-06
83	Mike Livingston	1968-79
50	Steve DeBerg	1988-91

Most Attempts, No Interceptions, Game (All 40+)

53	Matt Cassel at Denver	Nov. 14, 2010
47	Trent Green at Denver	Dec. 7, 2003
45	Patrick Mahomes at Denver	Oct. 1, 2018
45	Alex Smith at Cincinnati	Oct. 4, 2015
45	Bill Kenney at L.A. Raiders	Oct. 9, 1983
45	Steve DeBerg at Denver	Sept. 17, 1990
45	Trent Green at Green Bay	Oct. 12, 2003
45	Alex Smith at Denver	Nov. 17, 2013
45	Alex Smith at Pittsburgh	Dec. 21, 2014
44	Alex Smith at Denver	Nov. 27, 2016
43	Bill Kenney at Houston	Oct. 23, 1983
43	Rich Gannon at Denver	Dec. 6, 1998
43	Trent Green at Denver	Dec. 15, 2002
43	Trent Green at San Diego	Oct. 30, 2005
43	Matt Cassel vs. Buffalo	Dec. 13, 2009
42	Trent Green vs. Cleveland	Nov. 9, 2003
42	Trent Green at Cincinnati	Nov. 16, 2003
42	Alex Smith at Denver	Sept. 14, 2014
41	Todd Blackledge vs. Houston	Nov. 11, 1984
41	Steve Bono vs. San Diego	Oct. 9, 1995
41	Rich Gannon vs. Dallas	Dec. 13, 1998
41	Tyler Thigpen at San Diego	Nov. 9, 2008
40	Steve Bono vs. New England	Oct. 15, 1995
40	Elvis Grbac vs. San Diego	Oct. 16, 1997
40	Elvis Grbac vs. Oakland	Oct. 15, 2000
40	Patrick Mahomes at Seattle	Dec. 23, 2018

Most Passes Had Intercepted, Season

24	Trent Green	2001
23	Cotton Davidson	1961
19	Len Dawson	1963
19	Bill Kenney	1983
17	Len Dawson	1962, '67
17	Trent Green	2004

Most Passes Had Intercepted, Rookie, Season

14	Steve Fuller	1979
2	Hunter Enis	1960
2	Brodie Croyle	2006
1	Tyler Thigpen	2007
1	Patrick Mahomes	2017
0	Todd Blackledge	1983

Most Interceptions, Game

6	Todd Blackledge vs. L.A. Rams	Oct. 20, 1985
5	Cotton Davidson at Houston	Oct. 16, 1960
5	Len Dawson vs. Oakland	Nov. 23, 1969
5	Mike Livingston vs. Pittsburgh	Oct. 13, 1974
5	Bill Kenney vs. San Diego	Sept. 20, 1981
5	Steve DeBerg at San Diego	Sept. 24, 1989

Lowest Percentage, Passes Had Intercepted, Career (1,000 att)

1.35	Alex Smith (2,436-33)	2013-17
2.96	Matt Cassel (1,489-44)	2009-12
3.04	Elvis Grbac (1,548-47)	1997-00
3.09	Steve DeBerg (1,616-50)	1988-91
3.54	Bill Kenney (2,430-85)	1979-88

Lowest Percentage, Passes Had Intercepted, Season (300 att)

0.90	Steve DeBerg (444-4)	1990
0.99	Alex Smith (505-5)	2017
1.29	Alex Smith (464-6)	2014
1.38	Alex Smith (508-7)	2013
1.49	Alex Smith (470-7)	2015
1.56	Matt Cassel (450-7)	2010
1.64	Alex Smith (489-8)	2016
1.69	Rich Gannon (354-6)	1998
1.83	Joe Montana (493-9)	1994

Times Sacked

195.0	Bill Kenney	1979-88
192.0	Alex Smith	2013-17
173.0	Trent Green	2001-06
133.0	Mike Livingston	1968-79
120.0	Steve Fuller	1979-82
109.0	Matt Cassel	2009-12
90.0	Len Dawson	1962-75

Times Sacked, Season

49.0	Steve Fuller	1980
48.0	Dave Krieg	1992
45.0	Alex Smith	2014
45.0	Alex Smith	2015
42.0	Matt Cassel	2009
41.0	Bill Kenney	1983
39.0	Trent Green	2001
39.0	Alex Smith	2013

Times Sacked, Game

10.0	Steve Fuller vs. Baltimore	Nov. 2, 1980
8.0	Steve Fuller at Pittsburgh	Dec. 5, 1982

Pass Receiving

Most Seasons Leading League

1	MacArthur Lane (66 recs.)	1976
1	Tony Gonzalez (102 recs.)	2004

Most Pass Receptions, Career

916	Tony Gonzalez	1997-08
532	Dwayne Bowe	2007-14
416	Henry Marshall	1976-87
410	Otis Taylor	1965-75
410	Travis Kelce	2013-18
391	Chris Burford	1960-67

Most Seasons, 50 or More Pass Receptions

11	Tony Gonzalez	1998-08
6	Dwayne Bowe	2007-08, 2010-13
5	Kimble Anders	1994-98
5	Eddie Kennison	2002-06
5	Travis Kelce	2014-18
4	Chris Burford	1961, ’63-64, ’66

4	Otis Taylor	1966-67, ’71-72
3	Carlos Carson	1983-84, ’87
3	Stephone Paige	1986, ’88, ’90
3	Derrick Alexander	1998-00
3	Priest Holmes	2001-03
3	Tyreek Hill	2016-18

Most Pass Receptions, Season (All 80+)

103	Travis Kelce	2018
102	Tony Gonzalez	2004
99	Tony Gonzalez	2007
96	Tony Gonzalez	2008
93	Tony Gonzalez	2000
87	Jeremy Maclin	2015
87	Tyreek Hill	2018
86	Dwayne Bowe	2008
85	Travis Kelce	2016
81	Dwayne Bowe	2011
80	Carlos Carson	1983

Most Pass Receptions, Consecutive Seasons

195	Tony Gonzalez (99, 96)	2007-08
181	Travis Kelce (83, 98)	2017-18
180	Tony Gonzalez (102, 78)	2004-05
173	Tony Gonzalez (71, 102)	2003-04
172	Tony Gonzalez (73, 99)	2006-07
169	Tony Gonzalez (76, 93)	1999-00

Most Pass Receptions, Game (All 10+)

14	Tony Gonzalez at San Diego	Jan. 2, 2005
13	Dwayne Bowe at Denver	Nov. 14, 2010
13	Dwayne Bowe at Seattle	Nov. 28, 2010
12	Ed Podolak vs. Denver	Oct. 7, 1973
12	Travis Kelce at Oakland	Dec. 2, 2018
11	Chris Burford at Buffalo	Sept. 22, 1963
11	Emile Harry at Cleveland	Nov. 24, 1991
11	Kimble Anders vs. N.Y. Giants	Sept. 10, 1995
11	Tony Gonzalez at New England	Dec. 4, 2000
11	Dante Hall at Denver	Dec. 7, 2003
11	Tony Gonzalez vs. Oakland	Dec. 25, 2004
11	Jeremy Maclin at Cincinnati	Oct. 4, 2015
11	Travis Kelce vs. Denver	Dec. 25, 2016
10	Chris Burford at Boston	Oct. 12, 1962
10	Chris Buford vs. Buffalo	Oct. 13, 1963
10	Frank Jackson at N.Y. Jets	Nov. 29, 1964
10	Chris Burford at Boston	Sept. 25, 1966
10	Otis Taylor vs. Cincinnati	Oct. 15, 1972
10	Ed Podolak at Houston	Sept. 29, 1974
10	Stephone Paige at Denver	Sept. 17, 1990
10	J.J. Birden at Miami	Dec. 12, 1994
10	Kimble Anders vs. Denver	Nov. 16, 1998
10	Tony Gonzalez at Denver	Sept. 24, 2000
10	Tony Gonzalez vs. Carolina	Dec. 10, 2000
10	Tony Gonzalez vs. Cincinnati	Sept. 10, 2006
10	Tony Gonzalez vs. Green Bay	Nov. 4, 2007
10	Tony Gonzalez vs. San Diego	Dec. 2, 2007
10	Tony Gonzalez at Detroit	Dec. 23, 2007
10	Tony Gonzalez at San Diego	Nov. 9, 2008
10	Tony Gonzalez vs. Buffalo	Nov. 23, 2008
10	Dwayne Bowe at Cincinnati	Dec. 28, 2008
10	Tyreek Hill at Carolina	Nov. 13, 2016
10	Albert Wilson at Denver	Dec. 31, 2017
10	Tyreek Hill at L.A. Rams	Nov. 19, 2018
10	Travis Kelce at L.A. Rams	Nov. 19, 2018

Most Pass Receptions, Half

11	T. Gonzalez (2nd) at San Diego	Jan. 2, 2005
10	E. Harry (2nd) at Cleveland	Nov. 24, 1991
9	C. Burford (2nd) vs. Buffalo	Oct. 13, 1963
9	K. Anders (2nd) vs. N.Y. Giants	Sept. 10, 1995
9	T. Gonzalez (1st) vs. Oakland	Dec. 25, 2004

Most Consecutive Games, Pass Receptions

131	Tony Gonzalez	Dec. 4, 2000 - Dec. 28, 2008
83	Stephone Paige	Nov. 17, 1985 - Sept. 29, 1991
79	Travis Kelce	Sept. 7, 2014 - Dec. 30, 2018
55	Eddie Kennison	Dec. 9, 2001 - Oct. 2, 2005
48	Priest Holmes	Sept. 9, 2001 - Sept. 19, 2004

Most Receptions, Running Back, Career

369	Kimble Anders	1991-00
288	Ed Podolak	1969-77
285	Jamaal Charles	2008-16
251	Priest Holmes	2001-07
197	Abner Haynes	1960-64

Most Receptions, Running Back, Season

74	Priest Holmes	2003
70	Priest Holmes	2002
70	Jamaal Charles	2013
67	Kimble Anders	1994
66	MacArthur Lane	1976

Most Receptions, Tight End, Career

916	Tony Gonzalez	1997-08
410	Travis Kelce	2013-18
198	Fred Arbanas	1962-70
163	Walter White	1975-79
135	Jonathan Hayes	1985-93
111	Keith Cash	1992-96

Most Pass Receptions, Tight End, Season

103	Travis Kelce	2018
102	Tony Gonzalez	2004
99	Tony Gonzalez	2007
96	Tony Gonzalez	2008
93	Tony Gonzalez	2000
85	Travis Kelce	2016

Most Pass Receptions, Rookie, Season

70	Dwayne Bowe	2007
61	Tyreek Hill	2016
55	Abner Haynes (RB)	1960
53	Kareem Hunt (RB)	2017
48	Sylvester Morris	2000

Most Receiving Yards, Career (All 6,000+)

10,940	Tony Gonzalez	1997-08
7,306	Otis Taylor	1965-75
7,155	Dwayne Bowe	2007-14
6,454	Henry Marshall	1976-87
6,360	Carlos Carson	1980-89
6,341	Stephone Paige	1983-91

Most Seasons, 1,000 or More Receiving Yards

4	Tony Gonzalez	2000, 2004, 2007-08
3	Carlos Carson	1983-84, ’87
3	Dwayne Bowe	2008, 2010-11
3	Travis Kelce	2016-18
2	Otis Taylor	1966, ’71
2	Eddie Kennison	2004-05

2	Tyreek Hill	2017-18
1	Stephone Paige	1990
1	Andre Rison	1997
1	Derrick Alexander	2000
1	Jeremy Maclin	2015

Most Receiving Yards, Season (All 1,000+)

1,479	Tyreek Hill	2018
1,391	Derrick Alexander	2000
1,351	Carlos Carson	1983
1,336	Travis Kelce	2018
1,297	Otis Taylor	1966
1,258	Tony Gonzalez	2004
1,203	Tony Gonzalez	2000
1,183	Tyreek Hill	2017
1,172	Tony Gonzalez	2007
1,162	Dwayne Bowe	2010
1,159	Dwayne Bowe	2011
1,125	Travis Kelce	2016
1,110	Otis Taylor	1971
1,102	Eddie Kennison	2005
1,092	Andre Rison	1997
1,086	Eddie Kennison	2004
1,078	Carlos Carson	1984
1,058	Tony Gonzalez	2008
1,044	Carlos Carson	1987
1,038	Travis Kelce	2017
1,034	Jeremy Maclin	2015
1,022	Dwayne Bowe	2008
1,021	Stephone Paige	1990

Most Receiving Yards, Consecutive Seasons

2,662	Tyreek Hill (1,183, 1,479)	2017-18
2,429	Carlos Carson (1,351, 1,078)	1983-84
2,374	Travis Kelce (1,038, 1,336)	2017-18
2,321	Dwayne Bowe (1,162, 1,159)	2010-11
2,255	Otis Taylor (1,297, 958)	1966-67
2,230	Tony Gonzalez (1,172, 1,058)	2007-08
2,223	Derrick Alexander (832, 1,391)	1999-00
2,188	Eddie Kennison (1,086, 1,102)	2004-05

Most Receiving Yards, Game

309	Stephone Paige vs. San Diego (8 Receptions)	Dec. 22, 1985
215	Tyreek Hill at L.A. Rams (10 Receptions)	Nov. 19, 2018
213	Curtis McClinton vs. Denver (5 Receptions)	Dec. 19, 1965
210	Larry Brunson vs. San Diego (9 Receptions)	Nov. 10, 1974
206	Stephone Paige at Denver (10 Receptions)	Sept. 17, 1990
197	Carlos Carson at San Diego (9 Receptions)	Oct. 25, 1987

Most Games, 100 or More Receiving Yards, Career

26	Tony Gonzalez	1997-08
19	Otis Taylor	1965-75
18	Carlos Carson	1980-88
17	Eddie Kennison	2001-07
17	Travis Kelce	2013-18
15	Dwayne Bowe	2007-14

Most Games, 100 or More Receiving Yards, Season

6	Otis Taylor	1966
6	Carlos Carson	1983
6	Derrick Alexander	2000
6	Tony Gonzalez	2000
6	Tony Gonzalez	2004
6	Travis Kelce	2016
6	Tyreek Hill	2018
5	Eddie Kennison	2004
5	Eddie Kennison	2005
5	Tony Gonzalez	2007
5	Dwayne Bowe	2010
5	Travis Kelce	2018

Most Consecutive Games, 100 or More Receiving Yards, Season

4	Tony Gonzalez	2000
4	Travis Kelce	2016
3	Frank Jackson	1964
3	Otis Taylor	1966
3	Willie Davis	1992
3	Dwayne Bowe	2010

Longest Pass Receptions (All TDs)

*99	Marc Boerigter vs. San Diego (from Trent Green)	Dec. 22, 2002
92	Tommy Brooker at Denver (from Len Dawson)	Nov. 18, 1962
92	Gloster Richardson at Oakland (from Len Dawson)	Nov. 3, 1968
90	Frank Pitts vs. Boston (from Len Dawson)	Nov. 17, 1968
90	J.J. Birden vs. San Diego (from Steve DeBerg)	Nov. 18, 1990
89	Otis Taylor vs. Miami (from Len Dawson)	Nov. 13, 1966
89	Demarcus Robinson vs. Oakland (from Patrick Mahomes)	Dec. 30, 2018
86	Stephone Paige vs. New England (from Steve DeBerg)	Dec. 2, 1990
86	Derrick Alexander at Chicago (from Elvis Grbac)	Sept. 12, 1999

*NFL RECORD

Most Receiving Yards, Running Back, Career

2,829	Kimble Anders	1991-00
2,739	Abner Haynes	1960-65
2,457	Jamaal Charles	2008-16
2,456	Ed Podolak	1969-77
2,377	Priest Holmes	2001-07

Most Receiving Yards, Running Back, Season

693	Jamaal Charles	2013
690	Priest Holmes	2003
672	Priest Holmes	2002
614	Priest Holmes	2001
590	Curtis McClinton	1965

Most Receiving Yards, Running Back, Game

213	Curtis McClinton vs. Denver	Dec. 19, 1965
195	Jamaal Charles at Oakland	Dec. 15, 2013
149	Abner Haynes vs. San Diego	Oct. 20, 1963
130	Johnny Robinson vs. Buffalo	Dec. 18, 1960
129	Spencer Ware vs. San Diego	Sept. 11, 2016
127	Abner Haynes at N.Y. Titans	Dec. 3, 1961

Most Games, 100 or More Receiving Yards, RB,

Career

5	Abner Haynes	1960-65
5	Priest Holmes	2001-07
3	Johnny Robinson	1960-71
3	Paul Palmer	1987-88
2	Curtis McClinton	1962-69
2	Larry Johnson	2003-09
2	Jamaal Charles	2008-16

Most Games, 100 or More Receiving Yards, RB, Season

3	Paul Palmer	1988
2	Johnny Robinson	1960
2	Abner Haynes	1964
2	Priest Holmes	2001

Most Receiving Yards, Tight End, Career (All 1,000+)

10,940	Tony Gonzalez	1997-08
5,236	Travis Kelce	2013-18
3,101	Fred Arbanas	1962-70
2,396	Walter White	1975-79
1,541	Jonathan Hayes	1985-93
1,046	Keith Cash	1992-96
1,009	Tony Moeaki	2010-12

Most Receiving Yards, Tight End, Season

1,336	Travis Kelce	2018
1,258	Tony Gonzalez	2004
1,203	Tony Gonzalez	2000
1,172	Tony Gonzalez	2007
1,125	Travis Kelce	2016
1,058	Tony Gonzalez	2008

Most Receiving Yards, Tight End, Game

168	Travis Kelce at Oakland	Dec. 2, 2018
160	Travis Kelce vs. Denver	Dec. 25, 2016
147	Tony Gonzalez at New England	Dec. 4, 2000
144	Tony Gonzalez at San Diego	Jan. 2, 2005
140	Tony Gonzalez vs. Miami	Sept. 29, 2002
140	Tony Gonzalez vs. San Diego	Dec. 2, 2007
140	Travis Kelce at Atlanta	Dec. 4, 2016

Most Receiving Yards, Rookie, Season

995	Dwayne Bowe	2007
789	Chris Burford	1960
678	Sylvester Morris	2000
611	Johnny Robinson (RB)	1960
593	Tyreek Hill	2016
576	Abner Haynes (RB)	1960

Highest Receiving Average, Career (200 receptions)

18.12	Carlos Carson (351-6,360)	1980-89
17.82	Otis Taylor (410-7,306)	1965-75
17.30	Derrick Alexander (213-3,685)	1998-01
16.82	Stephone Paige (377-6,341)	1983-91
16.29	Eddie Kennison (321-5,230)	2001-07

Highest Receiving Average, Season (24 receptions)

22.36	Otis Taylor (58-1,297)	1966
21.93	Stephone Paige (43-943)	1985
21.83	Frank Pitts (30-655)	1968

Highest Receiving Average, Game (3 receptions)

42.60	C. McClinton vs. Denver (5-213)	Dec. 19, 1965
40.00	J. Robinson vs. N.Y. Titans (3-120)	Oct. 2, 1960
39.67	Otis Taylor at Denver (3-119)	Dec. 14, 1968

Most Receiving Touchdowns, Career

76	Tony Gonzalez	1997-08
57	Otis Taylor	1965-75
55	Chris Burford	1960-67
49	Stephone Paige	1983-91
44	Dwayne Bowe	2007-14

Most Receiving Touchdowns, Season

15	Dwayne Bowe	2010
12	Chris Burford	1962
12	Tyreek Hill	2018
11	Otis Taylor	1967
11	Stephone Paige	1986
11	Tony Gonzalez	1999
10	Stephone Paige	1985
10	Derrick Alexander	2000
10	Tony Gonzalez	2003
10	Tony Gonzalez	2008
10	Travis Kelce	2018

Most Receiving Touchdowns, Consecutive Seasons

21	Chris Burford (12, 9)	1962-63
21	Stephone Paige (10, 11)	1985-86
20	Tony Gonzalez (11, 9)	1999-00
20	Dwayne Bowe (15, 5)	2010-11
19	Otis Taylor (8, 11)	1966-67
19	Dwayne Bowe (4, 15)	2009-10
19	Tyreek Hill (7, 12)	2017-18

Most Receiving Touchdowns, Rookie, Season

6	Fred Arbanas	1962
6	Stephone Paige	1983
6	Tyreek Hill	2016
5	Chris Burford	1960
5	Otis Taylor	1965
5	Bill Jones	1990
5	Tim Barnett	1991
5	Dwayne Bowe	2007

Most Receiving Touchdowns, Game

4	Frank Jackson at San Diego	Dec. 13, 1964
4	Jamaal Charles at Oakland	Dec. 15, 2013
3	Chris Burford at Oakland	Sept. 23, 1962
3	Chris Burford at Boston	Sept. 25, 1966
3	Otis Taylor at Denver	Dec. 17, 1967
3	Otis Taylor at N.Y. Jets	Nov. 16, 1969
3	Sylvester Morris vs. San Diego	Sept. 17, 2000
3	Tony Gonzalez vs. Miami	Sept. 29, 2002
3	Dwayne Bowe at Seattle	Nov. 28, 2010
3	Tyreek Hill at New England	Oct. 14, 2018

Most Consecutive Games, Touchdown Receptions

7	Dwayne Bowe	Oct. 17, 2010 - Nov. 28, 2010
5	Chris Burford	Sept. 8, 1962 - Oct. 12, 1962
5	Otis Taylor	Oct. 23, 1966 - Nov. 20, 1966
4	Curtis McClinton	Sept. 11, 1966 - Oct. 2, 1966
4	Willie Frazier	Sept. 17, 1972 - Oct. 8, 1972
4	Otis Taylor	Sept. 25, 1972 - Oct. 15, 1972
4	Tony Gonzalez	Sept. 24, 2000 - Oct. 22, 2000
4	Tony Gonzalez	Dec. 7, 2008 - Dec. 28, 2008

Highest TD Catch Percentage, Season (20 recs.)

40.0	Marc Boerigter (20 recs., 8 TDs)	2002
33.3	Chris Burford (45 recs., 12 TDs)	1962

27.3	Gloster Richardson (22 recs., 6 TDs)	1968
25.0	Fred Arbanas (20 recs., 5 TDs)	1967
23.5	Fred Arbanas (34 recs., 8 TDs)	1964

Most 20+ Yard Receptions, Career

130	Tony Gonzalez	1997-08
101	Dwayne Bowe	2007-14
81	Eddie Kennison	2001-07
76	Travis Kelce	2013-18
64	Derrick Alexander	1998-01
53	Willie Davis	1991-95

Most 20+ Yard Receptions, Season

27	Tyreek Hill	2018
24	Derrick Alexander	2000
20	Derrick Alexander	1998
19	Tony Gonzalez	2004
19	Dwayne Bowe	2010
19	Dwayne Bowe	2011
19	Travis Kelce	2017
18	Eddie Kennison	2004
18	Travis Kelce	2018

Most 20+ Yard Receptions, Game

5	Derrick Alexander at San Diego	Nov. 22, 1998
5	Tyreek Hill at Los Angeles Chargers	Sept. 9, 2018
5	Tyreek Hill at Los Angeles Rams	Nov, 19, 2018
4	Derrick Alexander vs. St. Louis	Oct. 22, 2000
4	Eddie Kennison vs. Jacksonville	Dec. 31, 2006
4	Dwayne Bowe at Denver	Nov. 14, 2010
4	Travis Kelce at Oakland	Dec. 2, 2018
3	40 times; Last, Kareem Hunt at New England	Oct. 14, 2018

Total Yards From Scrimmage

Most Attempts From Scrimmage, Career

1,617	Jamaal Charles (1,332 rush, 285 rec.)	2008-16
1,572	Priest Holmes (1,321 rush, 251 rec.)	2001-07
1,526	Larry Johnson (1,375 rush, 151 rec.)	2003-09
1,445	Ed Podolak (1,157 rush, 288 rec.)	1969-77
1,288	Christian Okoye (1,246 rush, 42 rec.)	1987-92
1,073	Marcus Allen (932 rush, 141 rec.)	1993-97

Most Attempts From Scrimmage, Season

457	Larry Johnson (416 rush, 41 rec.)	2006
394	Priest Holmes (320 rush, 74 rec.)	2003
389	Priest Holmes (327 rush, 62 rec.)	2001
383	Priest Holmes (313 rush, 70 rec.)	2002
372	Christian Okoye (370 rush, 2 rec.)	1989

Most Attempts From Scrimmage, Game

41	(39 rush, 2 rec.) L. Johnson vs. Seattle	Oct. 29, 2006
39	(33 rush, 6 rec.) J. Charles at New Orleans	Sept. 23, 2012
38	(38 rush, 0 rec.) C. Okoye at Green Bay	Dec. 10, 1989
38	(33 rush, 5 rec.) L. Johnson vs. JAX	Dec. 31, 2006
37	(37 rush, 0 rec.) C. Okoye vs. Seattle	Nov. 5, 1989
37	(36 rush, 1 rec.) L. Johnson at Houston	Nov. 20, 2005

Most Yards From Scrimmage, Career

10,954	Tony Gonzalez (14 rush, 10,940 rec.)	1997-08
9,717	Jamaal Charles (7,260 rush, 2,457 rec.)	2008-16
8,447	Priest Holmes (6,070 rush, 2,377 rec.)	2001-07
7,467	Otis Taylor (161 rush, 7,306 rec.)	1965-75
7,384	Larry Johnson (6,015 rush, 1,369 rec.)	2003-09

Most Yards From Scrimmage, Season

2,287	Priest Holmes (1,615 rush, 672 rec.)	2002
2,199	Larry Johnson (1,789 rush, 410 rec.)	2006
2,169	Priest Holmes (1,555 rush, 614 rec.)	2001
2,110	Priest Holmes (1,420 rush, 690 rec.)	2003
2,093	Larry Johnson (1,750 rush, 343 rec.)	2005

Most Yards From Scrimmage, Game

309	Stephone Paige vs. San Diego (0 rush, 309 rec.)	Dec. 22, 1985
307	Priest Holmes at Seattle (197 rush, 110 rec.)	Nov. 24, 2002
288	Jamaal Charles at New Orleans (233 rush, 55 rec.)	Sept. 23, 2012
277	Priest Holmes at Oakland (168 rush, 109 rec.)	Dec. 9, 2001
262	Jamaal Charles at Denver (259 rush, 3 rec.)	Jan. 3, 2009

Yards Per Touch Average, RB, Career (350 touches)

6.60	Abner Haynes (993-6,553)	1960-64
6.57	Jamaal Charles (1,668-10,963)	2008-16
5.89	Kimble Anders (864-5,890)	1991-00
5.53	Curtis McClinton (916-5,069)	1962-69
5.48	Tony Reed (651-3,566)	1977-80

Yards Per Touch Average, RB, Season (200 touches)

7.0	Jamaal Charles (275-1,935)	2010
6.9	Abner Haynes (211-1,451)	1960
6.6	Abner Haynes (213-1,399)	1961
6.2	Abner Haynes (260-1,622)	1962
6.2	Jamaal Charles (230-1,417)	2009

Combined Yardage

Most Combined Attempts, Career (All 1,000+)

1,668	Jamaal Charles	2008-16
1,572	Priest Holmes	2001-07
1,569	Ed Podolak	1969-77
1,526	Larry Johnson	2003-09
1,289	Christian Okoye	1987-92
1,114	Abner Haynes	1960-65

Most Combined Attempts, Season (All 300+)

457	Larry Johnson	2006
394	Priest Holmes	2003
389	Priest Holmes	2001
383	Priest Holmes	2002
372	Christian Okoye	1989
329	Jamaal Charles	2013
325	Kareem Hunt	2017
320	Jamaal Charles	2012

Most Combined Attempts, Game

41	Larry Johnson vs. Seattle	Oct. 29, 2006
39	Jamaal Charles at New Orleans	Sept. 23, 2012
38	Christian Okoye at Green Bay	Dec. 10, 1989
38	Larry Johnson vs. Jacksonville	Dec. 31, 2006
37	Christian Okoye vs. Seattle	Nov. 5, 1989
37	L. Johnson at Houston	Nov. 20, 2005
36	Abner Haynes at Denver	Oct. 30, 1960
36	Derrick Blaylock at New Orleans	Nov. 14, 2004
36	L. Johnson vs. New England	Nov. 27, 2005
36	L. Johnson vs. San Diego	Dec. 24, 2005

Most Combined Yards, Career (All 7,500+)

12,356	Dante Hall	2000-06
10,963	Tony Gonzalez	1997-08
10,963	Jamaal Charles	2008-16
8,447	Abner Haynes	1960-65
8,447	Priest Holmes	2001-07
8,343	Ed Podolak	1969-77
7,677	Carlos Carson	1980-89

Most Combined Yards, Season

2,446	Dante Hall	2003
2,342	Jamaal Charles	2009
2,287	Priest Holmes	2002
2,236	Dante Hall	2004
2,283	Dante Hall	2005

Most Combined Yards, Game

309	Stephone Paige vs. San Diego	Dec. 22, 1985
307	Priest Holmes at Seattle	Nov. 24, 2002
296	Dante Hall at Denver	Dec. 7, 2003
290	Noland Smith at San Diego	Oct. 15, 1967
288	Jamaal Charles at New Orleans	Sept. 23, 2012

Punting

Most Seasons Leading League

*4	Jerrel Wilson	1965, ’68, ’72-73
	*NFL RECORD	
1	Bob Grupp	1979
1	Jim Arnold	1984

Most Punts, Career

1,076	Dustin Colquitt	2005-18
1,018	Jerrel Wilson	1963-77
421	Louie Aguiar	1994-98
284	Jim Arnold	1983-85
272	Bryan Barker	1990-93

Most Punts, Season

101	Daniel Pope	1999
99	Lewis Colbert	1986
98	Jim Arnold	1984
96	Dustin Colquitt	2009
95	Dustin Colquitt	2007

Most Punts, Game

11	Bob Grupp vs. Baltimore	Sept. 2, 1979
11	Jim Arnold at San Francisco	Nov. 17, 1985
11	Kelly Goodburn vs. Cleveland	Nov. 19, 1989
11	Louie Aguiar vs. San Diego	Nov. 13, 1994
11	Dustin Colquitt at Chicago	Dec. 4, 2011
10	Jerrel Wilson at N.Y. Jets	Sept. 18, 1965
10	Jerrel Wilson vs. Denver	Oct. 6, 1974
10	Kelly Goodburn at N.Y. Jets	Oct. 2, 1988
10	Todd Sauerbrun at San Diego	Nov. 26, 2000
10	Dustin Colquitt at N.Y. Jets	Dec. 30, 2007
10	Dustin Colquitt at Jacksonville	Sept. 8, 2013

Longest Punt (All 70+)

81	Dustin Colquitt vs. San Diego	Dec. 2, 2007
77	Dustin Colquitt at Denver	Dec. 31, 2017
76	Dan Stryzinski vs. Oakland	Sept. 9, 2001
74	Bob Grupp vs. San Diego	Nov. 4, 1979
73	Dustin Colquitt vs. Oakland	Sept. 14, 2008
72	Jerrel Wilson at San Diego	Sept. 29, 1963
72	Dustin Colquitt at Oakland	Dec. 23, 2006
72	Dustin Colquitt at St. Louis	Dec. 19, 2010
71	Dustin Colquitt at Oakland	Dec. 16, 2012
70	Jerrel Wilson at Denver	Oct. 11, 1964
70	Jerrel Wilson vs. Buffalo	Oct. 18, 1964
70	Jerrel Wilson vs. Houston	Nov. 28, 1968
70	Dustin Colquitt at Jacksonville	Nov. 8, 2009

Most Punting Yards, Career

48,267	Dustin Colquitt	2005-18
44,218	Jerrel Wilson	1963-77
17,930	Louie Aguiar	1994-98
11,934	Jim Arnold	1983-85
11,267	Bryan Barker	1990-93

Most Punting Yards, Season

4,397	Jim Arnold	1984
4,361	Dustin Colquitt	2009
4,322	Dustin Colquitt	2007
4,218	Daniel Pope	1999
4,084	Dustin Colquitt	2011

Highest Punting Average, Career (200 punts)

44.86	Dustin Colquitt (1,076-48,267)	2005-18
43.44	Jerrel Wilson (1,018-44,218)	1963-77
42.59	Louie Aguiar (421-17,930)	1994-98
42.02	Jim Arnold (284-11,934)	1983-85

Highest Punting Average, Season (50 punts)

46.83	Dustin Colquitt (83-3,887)	2012
46.03	Dustin Colquitt (87-4,005)	2013
45.89	Dustin Colquitt (89-4,084)	2011
45.70	Dustin Colquitt (65-2,971)	2015
45.53	Jerrel Wilson (80-3,642)	1973
45.49	Dustin Colquitt (95-4,322)	2007

Highest Punting Average, Game (4 punts)

57.20	Dustin Colquitt vs. San Diego (5-286)	Oct. 31, 2011
56.40	Jerrel Wilson vs. Boston (5-282)	Oct. 11, 1970
55.60	Louie Aguiar at Arizona (5-278)	Oct. 1, 1995
54.75	Jerrel Wilson vs. Boston (4-129)	Oct. 3, 1965

Highest Net Punting Average, Career (200 Punts)

39.72	Dustin Colquitt	2005-18
35.48	Louie Aguiar	1994-98
35.42	Jerrel Wilson	1963-77
35.13	Bob Grupp	1979-81
34.82	Bryan Barker	1990-93

Highest Net Punting Average, Season (50 Punts)

41.11	Dustin Colquitt	2017
40.84	Dustin Colquitt	2015
40.78	Dustin Colquitt	2009
40.78	Dustin Colquitt	2012
40.66	Dustin Colquitt	2016

Highest Net Punting Average, Game (4 Punts)

52.50	Dustin Colquitt vs. Denver	Sept. 15, 2015
52.20	Dustin Colquitt at L.A. Chargers	Sept. 9, 2018
52.00	Dustin Colquitt at Indianapolis	Oct. 10, 2010
51.86	Dustin Colquitt at Oakland	Dec. 16, 2012
51.25	Dustin Colquitt vs. San Diego	Sept. 30, 2012
48.80	Dustin Colquitt at Miami	Sept. 21, 2014

Most Consecutive Punts, None Blocked

418	Dustin Colquitt	2013-18
377	Louie Aguiar	1994-98
256	Jerrel Wilson	1968-71
233	Jim Arnold	1983-85

Punts Had Blocked, Career

12	Jerrel Wilson	1963-77
4	Dustin Colquitt	2005-18
2	Bob Grupp	1979-81
2	Jim Arnold	1983-85
2	Bryan Barker	1990-93
2	Daniel Pope	1999

Punts Had Blocked, Season

2	Jerrel Wilson	1974
2	Jim Arnold	1985
2	Daniel Pope	1999

Punts Had Blocked, Game

2	Jim Arnold vs. Denver	Oct. 27, 1985

Most Punts Inside the 20, Career

441	Dustin Colquitt	2005-18
117	Louie Aguiar	1994-98
62	Bryan Barker	1990-93
58	Jim Arnold	1983-85
54	Kelly Goodburn	1987-90

Most Punts Inside the 20, Season

45	Dustin Colquitt	2012
41	Dustin Colquitt	2009
38	Dustin Colquitt	2016
37	Dustin Colquitt	2015
35	Dustin Colquitt	2013

Punt Returns

Most Punt Returns, Career

220	J.T. Smith	1979-84
188	Dante Hall	2000-06
181	Tamarick Vanover	1995-99
105	Javier Arenas	2010-12
86	Ed Podolak	1969-77

Most Punt Returns, Season

58	J.T. Smith	1979
58	Dexter McCluster	2013
51	Tamarick Vanover	1995
51	Tamarick Vanover	1999
50	J.T. Smith	1981

Most Punt Returns, Game

8	Ed Podolak vs. San Diego	Nov. 10, 1974
8	De'Anthony Thomas vs. Oakland	Dec. 14, 2014
7	J.T. Smith vs. Baltimore	Sept. 2, 1979
7	J.T. Smith vs. N.Y. Giants	Oct. 21, 1979
7	Tamarick Vanover vs. Detroit	Sept. 26, 1999
7	Tamarick Vanover at Denver	Dec. 5, 1999
7	Eddie Drummond at Oakland	Oct. 21, 2007
7	Dexter McCluster at Jacksonville	Sept. 8, 2013
7	Dexter McCluster at Washington	Dec. 8, 2013

Most Seasons Leading League

2	J.T. Smith	1979-80

Most Punt Return Yards, Career

2,322	J.T. Smith	1979-84
1,930	Tamarick Vanover	1995-99
1,882	Dante Hall	2000-06
1,029	Javier Arenas	2010-12
1,009	Tyreek Hill	2016-18
959	Dexter McCluster	2010-13

Most Punt Return Yards, Season

686	Dexter McCluster	2013
640	Tamarick Vanover	1999
612	J.T. Smith	1979
592	Tyreek Hill	2016
581	J.T. Smith	1980

Most Punt Return Yards, Game

177	Dexter McCluster at Washington	Dec. 8, 2013
156	De'Anthony Thomas vs. Oakland	Dec. 14, 2014
141	J.T. Smith vs. Oakland	Sept. 23, 1979
130	Tamarick Vanover vs. New Orleans	Dec. 21, 1997
128	Dante Hall vs. Arizona	Dec. 1, 2002

Longest Punt Return (All TDs)

95	Tyreek Hill at San Diego	Jan. 1, 2017
94	Dexter McCluster vs. San Diego	Sept. 13, 2010
93	Dante Hall vs. Denver	Oct. 5, 2003
91	Tyreek Hill at L.A. Chargers	Sept. 9, 2018
90	Dante Hall vs. Arizona	Dec. 1, 2002
89	Dexter McCluster vs. N.Y. Giants	Sept. 29, 2013

Most Seasons Leading League

1	Abner Haynes	1960
1	Noland Smith	1968
1	Ed Podolak	1970
1	J.T. Smith	1980
1	Dante Hall	2003
1	Tyreek Hill	2016

Highest Punt Return Average, Career (50 returns)

12.14	Dexter McCluster (79-959)	2010-13
12.01	Tyreek Hill (84-1,009)	2016-18
11.11	Noland Smith (53-589)	1967-69
10.87	Abner Haynes (54-587)	1960-64
10.66	Tamarick Vanover (181-1,930)	1995-99
10.60	J.T. Smith (216-2,289)	1978-84

Highest Punt Return Average, Season (12 returns)

16.28	Dante Hall (29-472)	2003
15.54	Dexter McCluster (13-202)	2010
15.36	Abner Haynes (14-215)	1960
15.18	Tyreek Hill (39-592)	2016
15.00	Noland Smith (18-270)	1968

Highest Punt Return Average, Game (3 returns)

35.00	D. Hall vs. Denver (3-105)	Oct. 5, 2003
33.33	D. McCluster vs. San Diego (3-100)	Sept. 13, 2010
28.67	M. Garrett at Buffalo (3-86)	Sept. 11, 1966
28.67	N. Smith vs. N.Y. Jets (3-86)	Sept. 15, 1968
28.25	D. McCluster vs. N.Y. Giants (4-113)	Sept. 29, 2013

Most Punt Return Touchdowns, Career

5	Dante Hall	2000-06
4	J.T. Smith	1979-84
4	Tamarick Vanover	1995-99
4	Tyreek Hill	2016-18

Most Punt Return Touchdowns, Season

2	J.T. Smith	1979
2	J.T. Smith	1980
2	Dale Carter	1992
2	Tamarick Vanover	1999
2	Dante Hall	2002
2	Dante Hall	2003
2	Dexter McCluster	2013
2	Tyreek Hill	2016

Most Punt Return Touchdowns, Game

1	28 times	
	Last; Tyreek Hill at L.A. Chargers	Sept. 9, 2018

Kickoff Returns

Most Kickoff Returns, Career

360	Dante Hall	2000-06
212	Tamarick Vanover	1995-99
84	Dave Grayson	1961-64
72	Knile Davis	2013-16
68	Noland Smith	1967-69

Most Kickoff Returns, Season

68	Dante Hall	2004
65	Dante Hall	2005
57	Dante Hall	2002
57	Dante Hall	2003
53	Dante Hall	2006

Most Kickoff Returns, Game

9	Noland Smith vs. Oakland	Nov. 23, 1967
9	Paul Palmer at Seattle	Sept. 20, 1987

Most Kickoff Return Yards, Career

8,644	Dante Hall	2000-06
5,099	Tamarick Vanover	1995-99
2,231	Dave Grayson	1961-64
1,942	Knile Davis	2013-16
1,822	Noland Smith	1967-69
1,326	Abner Haynes	1960-64

Most Kickoff Return Yards, Season

1,718	Dante Hall	2004
1,560	Dante Hall	2005
1,478	Dante Hall	2003
1,354	Dante Hall	2002
1,308	Tamarick Vanover	1997

Most Kickoff Return Yards, Game (All 200+)

251	Jon Vaughn at Miami	Dec. 12, 1994
244	Noland Smith at San Diego	Oct. 15, 1967
234	Dante Hall vs. Philadelphia	Oct. 2, 2005
233	Dante Hall vs. San Diego	Nov. 28, 2004
221	Paul Palmer at Seattle	Sept. 20, 1987
206	Noland Smith vs. Oakland	Nov. 23, 1967

Longest Kickoff Return (All TDs)

108	Knile Davis vs. Denver	Dec. 1, 2013
106	Noland Smith at Denver	Dec. 17, 1967
100	Dante Hall vs. Pittsburgh	Sept. 14, 2003
99	Dave Grayson at Denver	Sept. 7, 1963
99	Tamarick Vanover at Seattle	Sept. 3, 1995
99	Knile Davis vs. St. Louis	Oct. 26, 2014
97	Boyce Green at Pittsburgh	Dec. 21, 1986
97	Tamarick Vanover at Denver	Oct. 27, 1996
97	Dante Hall at Baltimore	Sept. 28, 2003
97	Dante Hall vs. Denver	Dec. 19, 2004
97	Jamaal Charles vs. Pittsburgh	Nov. 22, 2009

Most Seasons Leading League

1	Dave Grayson	1961

Highest Kickoff Return Average, Career (50 returns)

26.97	Knile Davis (72-1,942)	2013-16
26.79	Noland Smith (68-1,822)	1967-69
26.56	Dave Grayson (84-2,231)	1961-64
25.17	Abner Haynes (52-1,309)	1960-64
24.43	Jamaal Charles (51-1,246)	2008-16
24.05	Tamarick Vanover (212-5,099)	1995-99

Highest Kickoff Return Average, Season (15 returns)

30.06	Quintin Demps (33-992)	2013
28.31	Dave Grayson (16-453)	1961
28.30	Larry Marshall (23-651)	1972
29.71	Dave Grayson (18-535)	1962

Highest Kickoff Return Average, Game (3 returns)

48.67	Dante Hall vs. Pittsburgh (3-146)	Sept. 14, 2003
45.00	Tremon Smith at New England (4-180)	Oct. 14, 2018
44.67	Dante Hall vs. St. Louis (3-134)	Dec. 8, 2002
44.33	Paul Palmer vs. Seattle (3-133)	Dec. 27, 1987
40.67	Noland Smith at San Diego (6-244)	Oct. 15, 1967
40.33	L. Williams vs. Cincinnati (3-121)	Nov. 21, 1976
40.33	Dante Hall at Baltimore (3-121)	Sept. 28, 2003

Most Kickoff Return Touchdowns, Career

6	Dante Hall	2000-06
4	Tamarick Vanover	1995-99
2	Paul Palmer	1987-88
2	Knile Davis	2013-16

Most Kickoff Return Touchdowns, Season

2	Paul Palmer	1987
2	Tamarick Vanover	1995
2	Dante Hall	2003
2	Dante Hall	2004

Most Kickoff Return Touchdowns, Game

1	23 times	
	Last; Tyreek Hill at Denver	Nov. 27, 2016

Fumbles

Most Opponents Fumbles Forced, Career

45	Derrick Thomas	1989-99
33	Tamba Hali	2006-17
29	Neil Smith	1988-96
23	Derrick Johnson	2005-17
14	Justin Houston	2011-18
13	Kevin Ross	1984-93, ’97
13	Jared Allen	2004-07

Most Opponents Fumbles Forced, Season

8	Derrick Thomas	1992
7	Jared Allen	2005
7	Dee Ford	2018
6	Derrick Thomas	1990
6	Derrick Thomas	1994
6	Tamba Hali	2006

Most Fumbles Forced, Rookie, Season

6	Tamba Hali	2006
4	Kevin Ross	1984
4	Tim Cofield	1986

Interceptions

Most Seasons, Leading League

2	Johnny Robinson	1966, ’70
2	Emmitt Thomas	1969, ’74

Most Interceptions By, Career

58	Emmitt Thomas	1966-78
57	Johnny Robinson	1960-71
50	Deron Cherry	1981-91
39	Gary Barbaro	1976-82
38	Albert Lewis	1983-93

Most Interceptions By, Season

12	Emmitt Thomas	1974
10	Johnny Robinson	1966
10	Bobby Hunt	1966
10	Johnny Robinson	1970
10	Gary Barbaro	1980
9	Emmitt Thomas	1969
9	Deron Cherry	1986

Most Interceptions By, Rookie, Season

8	Marcus Peters	2015
8	Bobby Hunt	1962
7	Dale Carter	1992
6	Kevin Ross	1984
4	Bobby Ply	1962
4	Emmitt Thomas	1967
4	Lloyd Burruss	1981
4	Albert Lewis	1983
4	Eric Berry	2010
3	12players	

Most Interceptions By, Game

*4	Bobby Ply vs. San Diego	Dec. 16, 1962
4	Bobby Hunt vs. Houston	Oct. 4, 1964
4	Deron Cherry vs. Seattle	Sept. 29, 1985
3	Bobby Ply vs. Denver	Dec. 9, 1962
3	Johnny Robinson at Baltimore	Sept. 28, 1970
3	Albert Lewis vs. Atlanta	Dec. 8, 1985
3	Lloyd Burruss vs. San Diego	Oct. 19, 1986
3	Albert Lewis vs. Atlanta	Sept. 1, 1991
3	Greg Wesley vs. Miami	Sept. 29, 2002
3	Greg Wesley vs. New England	Nov. 27, 2005

*NFL RECORD

Most Consecutive Games, Passes Intercepted By

6	Eric Harris	1980

Most Interception Return Yards, Career

938	Emmitt Thomas (58 INTs)	1966-78
771	Gary Barbaro (39 INTs)	1975-82
741	Johnny Robinson (57 INTs)	1960-71
688	Deron Cherry (50 INTs)	1981-91
674	Bobby Hunt (37 INTs)	1962-67

Most Interception Return Yards, Season

280	Marcus Peters (8 INTs)	2015
274	Mark McMillian (8 INTs)	1997
228	Bobby Hunt (6 INTs)	1963
214	Emmitt Thomas (12 INTs)	1974
193	Lloyd Burruss (5 INTs)	1986
175	Derrick Johnson (3 INTs)	2009

Most Interception Return Yards Gained, Game

121	Lloyd Burruss vs. San Diego (3 INTs)	Oct. 19, 1986
118	Brandon Flowers at N.Y. Jets (2 INTs)	Oct. 26, 2008
108	Bobby Ply vs. San Diego (4 INTs)	Dec. 16, 1962
105	Derrick Johnson vs. Denver (2 INTs)	Jan. 3, 2010
102	Gary Barbaro vs. Seattle (1 INT)	Dec. 11, 1977

Longest Interception Return

102	Gary Barbaro vs. Seattle	Dec. 11, 1977
100	Tim Collier at Oakland	Dec. 18, 1977
100	Sean Smith at Buffalo	Nov. 3, 2013
99	Dave Grayson vs. N.Y. Titans	Dec. 17, 1961
99	Kevin Ross at San Diego	Sept. 6, 1992

Most Interception Return Touchdowns, Career

6	Bobby Bell	1963-74
5	Emmitt Thomas	1966-78
5	Jim Kearney	1967-75
5	Eric Berry	2010-17
4	Lloyd Burruss	1981-91
4	Derrick Johnson	2005-17

Most Interception Return Touchdowns, Season

*4	Jim Kearney	1972
3	Lloyd Burruss	1986
3	Mark McMillian	1997
2	Sherrill Headrick	1961
2	Emmitt Thomas	1974
2	Charles Mincy	1992
2	Jerome Woods	1993
2	Derrick Johnson	2009
2	Eric Berry	2013
2	Marcus Peters	2015
2	Eric Berry	2016

*NFL RECORD

Most Interception Return Touchdowns, Game

*2	Jim Kearney at Denver	Oct. 1, 1972
2	Lloyd Burruss vs. San Diego	Oct. 19, 1986
2	Derrick Johnson at Denver	Jan. 3, 2010

*NFL RECORD

Sacks

Most Sacks, Career (All 50.0+)

126.5	Derrick Thomas	1989-99
89.5	Tamba Hali	2006-17
85.5	Neil Smith	1988-96
78.5	Justin Houston	2011-18
73.0	Art Still	1978-87
51.0	Mike Bell	1979-85, ’87-91

Most Sacks, Season

22.0	Justin Houston	2014
20.0	Derrick Thomas	1990
15.5	Jared Allen	2007
15.5	Chris Jones	2018
15.0	Neil Smith	1993
14.5	Art Still	1980
14.5	Art Still	1984

14.5	Neil Smith	1992
14.5	Derrick Thomas	1992
14.5	Tamba Hali	2010

Most Sacks, Consecutive Seasons

33.5	Derrick Thomas (20.0, 13.5)	1990-91
33.0	Justin Houston (11.0, 22.0)	2013-14
30.0	Derrick Thomas (10.0, 20.0)	1989-90
29.5	Neil Smith (14.5, 15.0)	1992-93
29.5	Justin Houston (22.0, 7.5)	2014-15
28.0	Derrick Thomas (13.5, 14.5)	1991-92
26.5	Neil Smith (15.0, 11.5)	1993-94
26.5	Tamba Hali (14.5, 12.0)	2010-11

Most Sacks, Rookie, Season

10.0	Derrick Thomas	1989
9.0	Jared Allen	2004
8.0	Tamba Hali	2006
6.5	Art Still	1978
5.5	Sylvester Hicks	1978
5.5	Mike Bell	1979
5.5	Justin Houston	2011

Most Sacks, Game

*7.0	Derrick Thomas vs. Seattle	Nov. 11, 1990
6.0	Derrick Thomas vs. Oakland	Sept. 6, 1998
4.5	Justin Houston at Philadelphia	Sept. 19, 2013
4.0	Wilbur Young at San Diego	Oct. 19, 1975
4.0	Art Still at Oakland	Oct. 5, 1980
4.0	Derrick Thomas vs. Buffalo	Oct. 7, 1991
4.0	Derrick Thomas vs. San Diego	Nov. 8, 1992
4.0	Neil Smith vs. L.A. Raiders	Oct. 3, 1993
4.0	Justin Houston vs. San Diego	Dec. 28, 2014

*NFL RECORD

Most Sack Yards, Career

699.0	Derrick Thomas	1989-99
591.5	Tamba Hali	2006-17
506.5	Neil Smith	1988-96
452.0	Justin Houston	2011-18
293.0	Eric Hicks	1998-06

Most Sack Yards, Season

127.0	Neil Smith	1993
122.0	Chris Jones	2018
114.5	Neil Smith	1992
113.0	Derrick Thomas	1992
111.0	Jared Allen	2007
109.0	Derrick Thomas	1996

Most Sack Yards, Game

36.0	Derrick Thomas vs. San Diego	Nov. 8, 1992
36.0	Derrick Thomas vs. Oakland	Sept. 6, 1998
35.0	Neil Smith vs. Los Angeles	Oct. 3, 1993
34.0	Vonnie Holliday vs. San Diego	Sept. 7, 2003
33.0	Darren Mickell vs. Denver	Dec. 17, 1995

Tackles

Most Tackles, Career

1,262	Derrick Johnson	2005-17
999	Gary Spani	1978-86
992	Art Still	1978-87
927	Deron Cherry	1981-91
876	Donnie Edwards	1996-01, 2007-08
827	Kevin Ross	1984-93, '97

Most Tackles, Season

179	Derrick Johnson	2011
162	Mike Maslowski	2002
157	Gary Spani	1979
153	Gary Spani	1981
151	Deron Cherry	1988
151	Donnie Edwards	1998, 2000
151	Scott Fujita	2003

Most Tackles, Rookie, Season

144	Gary Spani	1978
140	Dino Hackett	1986
126	Eric Berry	2010
120	Art Still	1978
101	Greg Wesley	2000

Most Tackles, Consecutive Seasons

326	Derrick Johnson (147, 179)	2010-11
306	Gary Spani (157, 149)	1979-80
304	Derrick Johnson (179, 125)	2011-12
302	Gary Spani (149, 153)	1980-81
301	Gary Spani (144, 157)	1978-79

Special Team Tackles

Most Special Teams Tackles, Career

148	Gary Stills	1999-05
147	Greg Manusky	1994-99
97	Danan Hughes	1993-98
96	Tony Richardson	1995-05
94	Louis Cooper	1985-90

Most Special Teams Tackles, Season

34	Gary Stills	2002
29	Gary Stills	2003
29	Rich Scanlon	2005
28	Ken Jolly	1984
27	Albert Lewis	1983
27	Todd McNair	1990
27	Bennie Thompson	1992
27	Greg Manusky	1999

Most Special Teams Tackles, Consecutive Seasons

63	Gary Stills	2002-03
54	Gary Stills	2003-04
52	Gary Stills	2001-02
51	Greg Manusky	1996-97
50	Greg Manusky	1998-99
50	Gary Stills	2004-05

Blocked Kicks

Most Opponents Punts Blocked, Career

10	Albert Lewis	1983-93
3	Bernard Pollard	2006-08
2	Ed Beckman	1977-84
2	Gary Green	1977-83
2	Sherrill Headrick	1960-67
2	Bernard Pollard	2006
1	D.J. Alexander	2015

Most Opponents Punts Blocked, Season

4	Albert Lewis	1990

3	Albert Lewis	1986
2	Sherrill Headrick	1963
2	Bernard Pollard	2006

Most Opponents Punts Blocked, Game

2	Sherrill Headrick vs. Denver	Dec. 8, 1963

Longest Return of Blocked Field Goal

78 (TD)	Lloyd Burruss at Pittsburgh	Dec. 21, 1986
65 (TD)	Kevin Ross at Cincinnati	Dec. 6, 1987

Games Won

Most Consecutive Games Won

11	2015-16
9	2003, 2013, 2017-18
7	1968-69, 1969, 1995, 1997-98, 2016-17
6	1968, 1997
5	1961-62, 1966-67, 1971, 1984-85, 2014, 2016

Most Consecutive Games Won, Single Season

10	2015
9	2003, 2013
7	1969, 1995
6	1968, 1997
5	1968, 1971, 2014, 2016, 2017, 2018

Most Consecutive Games Won, Start of Season

9	2003, 2013
5	2017, 2018
4	1996, 2018
3	1962, 1966, 1994, 1995, 2010

Most Consecutive Games Won, End of Season

10	2015
6	1997
5	1968
4	2017, 2018
3	1960, 1963, 1966, 1967, 1971, 1972, 1984, 1986

Most Consecutive Home Games Won

13	2002-03
11	1994-96, 1997-98
10	1968-69, 2015-16
9	1970-71, 2017-18

Most Consecutive Road Games Won

9	1966-67, 2016-17
6	1967-68
5	1968-69, 1971-72

Games Lost

Most Consecutive Games Lost

12	2007-08
9	1987, 2008-09
8	1975-76, 2012
7	1985, 2008

Most Consecutive Games Lost, Start of Season

5	1977, 2009
4	1976, 1980
3	1975, 2004, 2008, 2011

Most Consecutive Games Lost, End of Season

9	2007
6	1977
4	1975, 2008, 2012

Most Consecutive Home Games Lost

10	2008-09
8	1974-75
7	1975-76, 2011-12
6	1977-78, 2007-08

Most Consecutive Road Games Lost

9	2007-08
8	1978-79, 1985-86
6	1988, 2008-09, 2012

Scoring

Most Points, Season (All 400+)

565	2018
484	2003
483	2004
467	2002
448	1966
430	2013
415	2017
408	1967
405	2015
403	2005

Highest Scoring Average, Season

35.3	(565 in 16 games)	2018
32.0	(448 in 14 games)	1966
30.3	(484 in 16 games)	2003
30.2	(483 in 16 games)	2004
29.2	(467 in 16 games)	2002
29.1	(408 in 14 games)	1967

Most Points, Consecutive Seasons

971	(415, 565)	2017-18
967	(484, 483)	2003-04
951	(467, 484)	2002-03
886	(483, 403)	2004-05
856	(448, 408)	1966-67
804	(389, 415)	2016-17

Fewest Points, Season

176	1982 (9 games)
211	2012
212	2011
225	1977
226	2007

Lowest Scoring Average, Season

13.2	(211 in 16 games)	2012
13.3	(212 in 16 games)	2011
14.1	(226 in 16 games)	2007
14.9	(238 in 16 games)	1979
15.2	(243 in 16 games)	1978
15.9	(254 in 16 games)	1988

Largest Scoring Differential, Season

201	(371 - 170)	1968
182	(359 - 177)	1969
176	(448 - 276)	1966
156	(369 - 233)	1962
154	(408 - 254)	1967

Most 40-Point Games, Season

5	2003, 2018
4	1966, 2002, 2004
3	1961, 1962, 1963, 1964, 1967
2	1965, 1968, 1983, 2000, 2010, 2013, 2017

Most 30-Point Games, Season

12	2018
8	1966, 2002, 2004
7	1999, 2003

6	1960, 1967, 2010
5	1962, 1965, 1968, 1983, 1994, 2005, 2006, 2015, 2016, 2017

Most Points Scored, Game

59	at Denver	Sept. 7, 1963
56	at Denver	Oct. 23, 1966
56	vs. Atlanta	Oct. 24, 2004
56	at Oakland	Dec. 15, 2013
54	vs. St. Louis	Oct. 22, 2000
52	4 times; Last vs. Denver	Oct. 29, 1967

Largest Margin of Victory, Game

52	Kansas City (59) at Denver (7)	Sept. 7, 1963
49	Kansas City (49) vs. Arizona (0)	Dec. 1, 2002
48	Kansas City (48) vs. N.Y. Jets (0)	Dec. 22, 1963
46	Kansas City (56) vs. Denver (10)	Oct. 16, 1966
46	Kansas City (56) vs. Atlanta (10)	Oct. 24, 2004

Most Points, Both Teams, Game

105	KC (51) at LAR (54)	Nov. 19, 2018
99	KC (48) at Seattle (51)	Nov. 27, 1983 (OT)
88	KC (49) vs. Denver (39)	Nov. 1, 1964
88	KC (54) vs. St. Louis (34)	Oct. 22, 2000

Fewest Points, Both Teams, Game

3	KC (0) at Tampa Bay (3)	Dec. 16, 1979
9	KC (3) vs. Cleveland (6)	Sept. 4, 1988
10	KC (7) at Denver (3)	Jan. 1, 2012
12	KC (6) vs. St. Louis (6)	Nov. 22, 1970
12	KC (3) at Miami (9)	Oct. 20, 1974

Most Points Shutout Victory, Game

49	vs. Arizona	Dec. 1, 2002
48	vs. N.Y. Jets	Dec. 22, 1963
41	vs. Miami	Oct. 8, 1967
41	vs. San Francisco	Oct. 1, 2006
34	vs. Boston	Dec. 11, 1960
34	vs. Houston	Nov. 26, 1989
34	vs. Cleveland	Sept. 30, 1990
34	vs. San Diego	Oct. 31, 1999

Fewest Points, Shutout Victory, Game

14	vs. Baltimore	Sept. 2, 1979
16	vs. Denver	Dec. 6, 1970
17	vs. L.A. Chargers	Sept. 25, 1960

Largest Fourth-Quarter Comebacks

	Opponent	Deficit	Final	Date
17	at Green Bay	14-31	40-34 (OT)	Oct. 12, 2003
17	vs. San Diego	10-27	33-27 (OT)	Sept. 11, 2016
14	at N.Y. Jets	3-17	17-17 (OT)	Oct. 2, 1988
14	vs. N.Y. Giants	3-17	20-17 (OT)	Sept. 10, 1995
14	at Oakland	20-34	37-34	Nov. 28, 1999
14	at Carolina	3-17	20-17	Nov. 13,2016

Largest Second-Half Comebacks

	Opponent	Deficit	Final	Date
21	vs. San Diego	3-24	33-27 (OT)	Sept. 11, 2016
18	at New Orleans	6-24	27-24	Sept. 23, 2012
17	at Buffalo	10-27	27-27	Sept. 22, 1963
17	at Oakland	0-17	28-17	Oct. 25, 1981
17	at Green Bay	14-31	40-34 (OT)	Oct. 12, 2003
16	at San Diego	0-16	24-23	Nov. 2, 1986
14	at N.Y. Jets	3-17	17-17 (OT)	Oct. 2, 1988
14	vs. San Diego	0-14	20-17 (OT)	Dec. 8, 1991
14	vs. N.Y. Giants	3-17	20-17 (OT)	Sept. 10, 1995
14	at Oakland	13-27	28-27	Sept. 8, 1997
14	at Oakland	20-34	37-34	Nov. 28, 1999
14	at Carolina	3-17	20-17	Nov. 13, 2016

Most Consecutive Games Scoring

179	1963-76
139	1994-2002
98	2012-18
91	1987-92
84	2003-08

Most Points, Two Consecutive Games

104	(56, 48)	Oct. 23, 1966 - Oct. 30, 1966
101	(45, 56)	Dec. 8, 2013 - Dec. 15, 2013

Most First-Half Points, Game

42	vs. Denver	Oct. 29, 1967
38	at Miami	Sept. 28, 1968
38	at Washington	Dec. 8, 2013
35	vs. Arizona	Dec. 1, 2002
35	vs. St. Louis	Dec. 8, 2002
35	vs. Atlanta	Oct. 24, 2004
35	at Oakland	Dec. 15, 2013
35	vs. San Francisco	Sept. 23, 2018

Most First-Quarter Points, Season

158	1966
147	2018
124	2013
113	2004
112	2003
103	1962

Most First-Quarter Points, Game

24	at Miami	Sept. 28, 1968
21	13 times, last at Pittsburgh	Sept. 16, 2018

Most Second-Quarter Points, Season

153	2003
150	2018
149	1997
143	1967
137	1989, 2004, 2010
136	2005

Most Second-Quarter Points, Game

28	vs. Denver	Oct. 29, 1967
28	vs. Pittsburgh	Oct. 18, 1971
28	vs. Denver	Dec. 7, 1980
28	vs. San Diego	Dec. 22, 1985
28	at Washington	Sept. 30, 2001
24	vs. Houston	Oct. 30, 1966
24	vs. Indianapolis	Oct. 31, 2004

Most Second-Half Points, Game

35	at Denver	Oct. 23, 1966
35	at Denver	Dec. 1, 1972
35	at Tennessee	Dec. 13, 2004
34	at Denver	Jan. 3, 2010
31	at Denver	Sept. 7, 1963
31	at New England	Oct. 14, 2018
30	vs. Cleveland	Dec. 14, 1975

Most Third-Quarter Points, Season

134	2018

109	1963
106	1964
105	1998
94	1966
93	1999, 2004

Most Third-Quarter Points, Game

22	vs. New York Jets	Nov. 5, 1967
22	vs. Buffalo	Oct. 18, 1969
22	vs. Oakland	Nov. 26, 1961
21	at Buffalo	Nov. 6, 1960
21	at Denver	Sept. 7, 1963
21	at Denver	Oct. 1, 1972
21	vs. Oakland	Oct. 3, 1977

Most Fourth-Quarter Points, Season

168	2002
140	2004
131	2003, 2018
129	1962
127	1960

Most Fourth-Quarter Points, Game

23	at Buffalo	Nov. 2, 1969
23	at Cleveland	Sept. 8, 2002
22	at N.Y. Titans	Nov. 24, 1960
21	at New England	Sept. 7, 2017
20	at Green Bay	Oct. 12, 2003

Most Touchdowns, Season

71	2018
63	2003
62	2004
57	2002
55	1966
52	2013

Most Touchdowns, Consecutive Seasons

125	(63, 62)	2003-04
120	(57, 63)	2002-03
113	(42, 71)	2017-18
108	(62, 46)	2004-05
104	(55, 49)	1966-67
96	(50, 46)	1962-63

Fewest Touchdowns, Season

17	1982 (9 games)
18	2012
20	2011
23	1973
24	1988, 2007

Most Touchdowns, Game

8	at Denver	Sept. 7, 1963
8	at Denver	Oct. 23, 1966
8	vs. Atlanta	Oct. 24, 2004
8	at Oakland	Dec. 15, 2013
7	12 times; Last at Tennessee	Dec. 13, 2004

Most Touchdowns, Both Teams, Game

13	Kansas City (7) at Seattle (6)	Nov. 27, 1983 (OT)
13	Kansas City (8) at Oakland (5)	Dec. 15, 2013
12	Kansas City (7) vs. Denver (5)	Nov. 1, 1964
12	Kansas City (7) vs. St. Louis (5)	Oct. 22, 2000
12	Kansas City (7) at Tennesse (5)	Dec. 13, 2004

Most Consecutive Games Scoring Touchdowns

96	1963-70
64	1997-01
52	1960-63
35	1994-96
33	1976-78

Most Offensive Touchdowns, Season

66	2018
58	2004
56	2003
53	2002
50	1962, 1966
46	1964

Fewest Offensive Touchdowns, Season

13	1982 (9 games)
17	2012
18	2011
21	1973, 1974
23	2007
24	1970, 1977, 1987, 1988
25	1979

Most Return Touchdowns, Season

11	1992, 1999, 2013
8	2016
7	1995, 1997, 2003

Most Defensive Touchdowns, Season

9	1999
8	1992
6	2013, 2015
5	1972, 1974, 1977
4	1960, 1967, 1981, 1986, 1995, 1997, 2016, 2018

Fewest Defensive Touchdowns, Season

0	1962, 1976, 1978, 1988, 2006, 2012
1	1961, 1975, 1976, 1989, 1998, 2001, 2002, 2007

Most Defensive Touchdowns, Game

3	vs. Denver	Dec. 27, 1992
2	15 times, last at Baltimore	Dec. 20, 2015

Most Interception Return TDs, Season

6	1992
5	1972, 1974, 1999, 2013
4	1960, 1986, 1997, 2015, 2016

Most Fumble Return TDs, Season

4	1999
3	1997, 1980, 1981, 2017
2	1989, 1991, 1992, 1993, 1995, 2013

Most Special Teams Touchdowns, Season

5	1986, 1987, 2013
4	1995, 2003, 2016
3	1969, 1992, 2002, 2009

Most Special Teams Touchdowns, Game

3	at Pittsburgh	Dec. 21, 1986
2	vs. Cleveland	Sept. 30, 1990
2	vs. St. Louis	Dec. 8, 2002
2	at Washington	Dec. 8, 2013

Most Points After Touchdown, Season

65	2018
58	2003, 2004
54	2002
52	2013
48	1966
47	1962

Fewest Points After Touchdown, Season

17	1982 (9 games), 2012
20	2011
21	1973, 2007
23	1988

Most Points After Touchdown, Game

8	at Denver	Sept. 8, 1963
8	at Denver	Oct. 23, 1966
8	vs. Atlanta	Oct. 24, 2004
8	at Oakland	Dec. 15, 2013

Most Two-Point Attempts, Season

6	2001
5	1997
4	1961, 1994, 2008, 2015
3	1964, 1965, 1966, 1967, 1995, 2002, 2003, 2007

Most Two-Point Conversions, Season

3	1961, 1965, 1994, 2001
2	1966, 1967, 1997, 2015, 2016
1	11 times, Last; 2018

Most Two-Point Attempts, Game

2	vs. Buffalo	Oct. 18, 1964
2	at Houston	Oct. 24, 1965
2	at St. Louis	Oct. 26, 1997
2	at Denver	Nov. 14, 2010
2	at Greeb Bay	Sept. 28, 2015
2	at Oakland	Nov. 20, 2015

Most Two-Point Conversions, Game

2	at Houston	Oct. 24, 1965
2	at St. Louis	Oct. 26, 1997

Most Field Goals Attempted, Season

45	2017
44	1971
42	1970
40	1968

Fewest Field Goals Attempted, Season

17	1964
18	1977
20	2003
22	1979, 2008

Most Field Goals Attempted, Game

7	vs. Buffalo	Dec. 19, 1971
7	vs. Cincinnati	Oct. 4, 2015
6	8 times; Last at New Orleans	Sept. 23, 2012

Most Field Goals Attempted, Both Teams, Game

10	Kansas City (7) vs. Buffalo (3)	Dec. 19, 1971
10	Kansas City (5) at San Diego (5)	Oct. 29, 1972
10	Kansas City (6) vs. Denver (4)	Dec. 16, 2001
10	Kansas City (5) vs. Denver (5)	Sept. 28, 2008

Most Field Goals Made, Season

41	2017
34	1990
31	2016
30	1968, 1970, 2015
28	2012
27	1969, 1988, 1997, 1998, 2001, 2005

Fewest Field Goals Made, Season

7	1961
8	1963, 1964
12	1979

Most Field Goals Made, Game

7	at Cincinnati	Oct. 4, 2015
6	at New Orleans	Sept. 23, 2012
5	at Buffalo	Nov. 2, 1969
5	vs. Buffalo	Dec. 7, 1969
5	vs. Buffalo	Dec. 19, 1971
5	vs. L.A. Raiders	Sept. 12, 1985
5	vs. Cincinnati	Nov. 13, 1988
5	at Chicago	Dec. 29, 1990
5	vs. Denver	Sept. 20, 1993
5	vs. Minnesota	Oct. 2, 2011
5	at Houston	Oct. 8, 2017
5	vs. Denver	Oct. 30, 2017
5	vs. Miami	Dec. 24, 2017

Most Field Goals Made, Both Teams, Game

*9	Kansas City (4) at San Diego (5)	Sept. 29, 1996
		*NFL RECORD
8	Kansas City (5) vs. Buffalo (3)	Dec. 19, 1971
8	Kansas City (4) vs. Denver (4)	Sept. 28, 2008
7	Kansas City (5) vs. Buffalo (2)	Dec. 7, 1969
7	Kansas City (4) vs. Denver (3)	Dec. 16, 2001
7	Kansas City (3) at Indianapolis (4)	Oct. 10, 2010
7	Kansas City (6) at New Orleans (1)	Sept. 23, 2012
7	Kansas City (7) at Cincinnati (0)	Oct. 4, 2015
7	Kansas City (5) vs. Denver (2)	Oct. 30, 2017
7	Kansas City (5) vs. Miami (2)	Dec. 24, 2017

Most Consecutive Games Scoring Field Goals

18	2001-02
16	2017-18
15	2005
14	1970
11	1968-69, 1971-72, 1985-86
10	1980-81, 2013

Most Safeties, Season

3	1988, 1997

Most Safeties, Game

1	21 times; Last at Denver	Nov. 27, 2016

First Downs

Most First Downs, Season

*398	2004
384	2018
348	2003
347	2005
343	2002
324	2001

*NFL RECORD

Fewest First Downs, Season

163	1982 (9 games)
183	1970
208	1973

Most First Downs, Game (All 30+)

36	vs. Atlanta	Oct. 24, 2004
33	vs. Indianapolis	Oct. 31, 2004
33	vs. Cincinnati	Oct. 21, 2018
32	at Houston	Oct. 24, 1965
32	at Seattle	Nov. 24, 2002
32	vs. Oakland	Dec. 25, 2004
31	at Oakland	Nov. 5, 2000
31	vs. San Francisco	Sept. 23, 2018
30	vs. Cleveland	Nov. 9, 2003
30	at L.A. Raiders	Dec. 22, 1991
30	vs. Seattle	Oct. 29, 2006
30	at Denver	Nov. 14, 2010
30	vs. Baltimore	Dec. 9, 2018

Fewest First Downs, Game

4	at Tampa Bay	Dec. 16, 1979
5	at San Diego	Dec. 12, 2010
7	at Boston	Oct. 23, 1964
7	at Oakland	Dec. 12, 1970
7	at Denver	Dec. 9, 2007
7	at Oakland	Dec. 16, 2012
8	12 times; Last at Denver	Dec. 30, 2012

Most First Downs, Both Teams, Game

64	KC (32) at Seattle (32)	Nov. 24, 2002
62	KC (31) at Oakland (31)	Nov. 5, 2000
59	KC (26) at Seattle (33)	Nov. 27, 1983 (OT)
58	KC (24) at Denver (34)	Nov. 18, 1974

Fewest First Downs, Both Teams, Games

15	Kansas City (7) vs. Denver (8)	Dec. 6, 1970
18	Kansas City (7) at Boston (11)	Oct. 23, 1964

Most Rushing First Downs, Season

160	1978, 1981
140	2002
138	2004, 2005
130	1980
129	1969, 1997, 2010

Fewest Rushing First Downs, Season

66	2007
71	1982 (9 games)
79	1985
83	1970, 1983, 1986
84	2000

Most Rushing First Downs, Game

21	vs. Atlanta	Oct. 24, 2004
20	vs. Houston	Oct. 1, 1961
18	vs. Oakland	Oct. 20, 1968
18	vs. Seattle	Nov. 22, 1981
18	at Detroit	Nov. 28, 1996
16	8 times; Last vs. Buffalo	Oct. 7, 1991

Fewest Rushing First Downs, Game

*0	at Cincinnati	Nov. 24, 1974
0	vs. Pittsburgh	Nov. 10, 1985
0	at L.A. Raiders	Dec. 6, 1992
0	at Denver	Oct. 27, 1996
0	at Arizona	Oct. 8, 2006
0	vs. Jacksonville	Oct. 7, 2007
0	at Oakland	Dec. 16, 2012
1	12 times; Last vs. Pittsburgh	Oct. 15, 2017

*NFL RECORD

Most Passing First Downs, Season

239	2018
228	2004
211	1994
208	1983
207	2000
201	2003

Fewest Passing First Downs, Season

79	1982 (9 games)
86	1970
89	1968
91	1979
93	1973

Most Passing First Downs, Game (All 20+)

26	vs. Oakland	Dec. 25, 2004
24	at Denver	Nov. 14, 2010
23	at Oakland	Nov. 5, 2000
21	at Dallas	Nov. 20, 1983
21	at Denver	Oct. 17, 1994
21	at Denver	Dec. 7, 2003
21	at Houston	Oct. 8, 2017
21	at Los Angeles Rams	Nov. 19, 2018
20	vs. Indianapolis	Oct. 31, 2004

Fewest Passing First Downs, Game

1	vs. Oakland	Oct. 20, 1968
1	vs. Houston	Sept. 10, 1978
1	at Tampa Bay	Dec. 16, 1979
2	5 times; Last at Denver	Dec. 30, 2012

Most Penalty First Downs, Season

37	2018
34	2013
33	1996, 1998
32	2004, 2015
30	2000
29	1966, 1978, 1984, 1986, 2017

Fewest Penalty First Downs, Season

4	1969
8	1965
9	1973
10	1999
11	1968, 1972

Most Penalty First Downs, Game

9	vs. L.A. Raiders	Oct. 3, 1993
7	vs. L.A. Raiders	Sept. 17, 1989
7	vs. Seattle	Oct. 17, 1996
7	vs. San Francisco	Sept. 23, 2018
6	at Tennessee	Dec. 13, 2004
6	at Oakland	Nov. 7, 2010
5	9 times; Last vs. Washington	Oct. 2, 2017

Fewest Penalty First Downs, Game

0	Many times; Last, at New York Jets	Dec. 3, 2017

Net Yards Passing and Rushing

Most Net Yards, Season

6,810	2018
6,695	2004
6,401	2018
6,192	2005
6,007	2017
6,000	2002
5,910	2003

Most Net Yards, Consecutive Seasons

12,887	(6,695, 6,192)	2004-05
12,817	(6,007, 6,810)	2017-18
12,605	(5,910, 6,695)	2003-04
11,910	(6,000, 5,910)	2002-03
11,673	(5,673, 6,000)	2001-02
11,495	(5,488, 6,007)	2016-17

Fewest Net Yards, Season

2,498	1982 (9 games)
3,536	1973
3,577	1970
3,828	1974
3,936	1977

Most Net Yards, Game (All 500+)

614	at Denver	Oct. 23, 1966
590	vs. Indianapolis	Oct. 31, 2004
566	vs. Detroit	Oct. 14, 1990
552	at Seattle	Nov. 24, 2002
551	vs. Buffalo	Sept. 30, 1962
551	vs. Cincinnati	Oct. 21, 2018
546	at Washington	Sept. 30, 2001
546	at Los Angeles Rams	Nov. 19, 2018
542	at Houston	Oct. 24, 1965
540	vs. Atlanta	Oct. 24, 2004
537	at San Diego	Dec. 11, 1983
537	vs. Cincinnati	Jan. 1, 2006
537	at New England	Sept. 7, 2017
524	at Denver	Jan. 3, 2010
521	vs. Detroit	Dec. 14, 2003
520	vs. Denver	Nov. 1, 1964
513	at Oakland	Nov. 5, 2000
512	vs. Seattle	Dec. 27, 1987
510	vs. Houston	Nov. 28, 1965
510	at New Orleans	Sept. 23, 2012
508	at Cincinnati	Sept. 28, 1969
507	vs. Indianapolis	Dec. 23, 2012
506	vs. San Diego	Oct. 14, 1984
504	at New Orleans	Sept. 8, 1985
504	at N.Y. Jets	Oct. 6, 2002
503	at Seattle	Nov. 28, 2010
502	at Buffalo	Oct. 3, 1976
500	at Oakland	Dec. 5, 2004

Fewest Net Yards, Game

62	vs. Oakland	Nov. 8, 1963
67	at San Diego	Dec. 12, 2010
80	at Tampa Bay	Dec. 16, 1979
104	at Buffalo	Oct. 29, 1973
106	at Oakland	Dec. 8, 1973

Most Net Yards, Both Teams, Game

1,095	KC (590) vs. Indianapolis (505)	Oct. 31, 2004
1,086	KC (552) at Seattle (534)	Nov. 24, 2002
1,036	KC (524) at Denver (512)	Jan. 3, 2010
1,013	KC (537) at San Diego (476)	Dec. 11, 1983
1,001	KC (546) at L.A. Rams (455)	Nov. 19, 2018
986	KC (513) at Oakland (473)	Nov. 5, 2000

Fewest Net Yards, Both Teams, Game

323	KC (178) at N.Y. Jets (145)	Nov. 7, 1971
335	KC (244) vs. Houston (91)	Oct. 12, 1969
338	KC (62) vs. Oakland (276)	Nov. 8, 1963

Most Games, 400 or More Net Yards, Season

11	2018
9	2004
7	2005, 2010, 2017
6	1994, 2000, 2002
5	1969, 2001, 2003
4	1960, 1961, 1962, 1976, 1983, 1997, 2016
3	1964, 1965, 1966, 1967, 1974, 1981, 1989,1990, 1991, 2009, 2011, 2012

Most Consecutive Games, 400 or More Net Yards

5	2004
4	1976, 2005, 2018
3	1974, 2000, 2010, 2018

Most Games, 300 or More Net Yards, Season

15	2004, 2018
14	2005
13	2002, 2017
12	1989, 1995, 1999, 2003, 2010, 2013, 2015
11	1966, 1983, 1991, 1996, 2016
10	1964, 1968, 1981, 1984, 1993, 1994, 2000, 2001, 2014

Most Consecutive Games, 300 or More Net Yards

18	2017-18
16	2004-05
13	2001-02
11	2005
10	1966-67, 1989, 2003
8	2010
7	1981, 1991

Most Plays, Season

1,098	1994
1,089	2004
1,074	1983
1,063	2010
1,059	1995
1,059	2005

Fewest Plays, Season

573	1982 (9 games)
712	2017
775	1970
831	1968
833	1965
836	1971

Most Plays, Game

92	at New Orleans	Sept. 23, 2012
91	at Cincinnati	Sept. 3, 1978
86	vs. N.Y. Giants	Nov. 3, 1974
86	vs. Seattle	Sept. 28, 1997
85	at Jacksonville	Nov. 9, 1997
84	vs. Denver	Oct. 24, 1976

84	at San Diego	Nov. 12, 1978

Fewest Plays, Game

38	at Oakland	Dec. 12, 1970
38	at Tampa Bay	Dec. 16, 1979
41	at San Diego	Oct. 7, 1962
41	at San Diego	Dec. 12, 2010
42	at Oakland	Dec. 8, 1973
44	at Detroit	Nov. 25, 1971
44	at New England	Oct. 11, 1998
44	at Baltimore	Sept. 13, 2009

Rushing

Most Rushing Attempts, Season

663	1978
610	1981
569	1979
559	1989
556	2010
552	1980

Most Rushing Attempts, Consecutive Seasons

1,232	(663, 569)	1978-79
1,162	(552, 610)	1980-81
1,121	(569, 552)	1979-80
1,089	(456, 663)	1977-78
1,063	(559, 504)	1989-90

Fewest Rushing Attempts, Season

269	1982 (9 games)
379	2008
383	2000, 2007
387	1983, 2018
400	1963

Most Rushing Attempts, Game

69	at Cincinnati	Sept. 3, 1978
60	vs. Oakland	Oct. 20, 1968
57	vs. Seattle	Nov. 5, 1989

Fewest Rushing Attempts, Game

9	at Oakland	Nov. 5, 2000
10	vs. Jacksonville	Oct. 7, 2007
10	at Oakland	Dec. 16, 2012
11	at New England	Oct. 11, 1998
11	at New York Jets	Dec. 3, 2017
12	at Oakland	Dec. 8, 1973
12	at Denver	Oct. 27, 1996
13	vs. Buffalo	Nov. 23, 2008
14	at San Diego	Sept. 29, 1963
14	vs. Pittsburgh	Nov. 10, 1985
14	at L.A. Raiders	Dec. 6, 1992
14	at Jacksonville	Nov. 8, 2009

Most Rushing Attempts, Both Teams, Game

102	KC (52) at San Diego (50)	Nov. 12, 1978 (OT)
100	KC (41) vs. Denver (59)	Sept. 24, 1978

Fewest Rushing Attempts, Both Teams, Game

37	KC (21) vs. Houston (16)	Dec. 16, 1990
40	KC (17) at Buffalo (23)	Dec. 12, 1965

Most Games, 40 or More Rushing Attempts, Season

9	1978
8	1973, 1981
7	1968
6	1962, 1969, 1989
5	1976, 1979, 1980, 1997, 2010

Most Games, 30 or More Rushing Attempts, Season

14	1978
13	1981
12	1971, 1975, 1980
11	1969, 1989, 1990, 2005, 2006
10	1968, 1972, 1973, 1974, 1979, 1995, 1999, 2010

Most Consecutive Games, 40 or More Rushing Attempts

4	1968, 1978
3	1962, 1973, 1996

Most Consecutive Games, 30 or More Rushing Attempts

15	1980-81
8	1975, 1977-78
7	1972, 1978, 1978-79
6	1970, 1980, 1989, 1999

Most Rushing Yards, Season

2,986	1978
2,633	1981
2,627	2010
2,407	1962
2,395	2012

Most Rushing Yards, Home, Season

1,488	1981
1,468	1962
1,463	2010
1,436	1978
1,390	1961

Most Rushing Yards Per Game, Season

213.3	(2,986 in 16 games)	1978
171.9	(2,407 in 14 games)	1962
164.6	(2,633 in 16 games)	1981
164.2	(2,627 in 16 games)	2010
162.4	(2,274 in 14 games)	1966

Most Rushing Yards Per Game, Home, Season

209.7	(1,468 in 7 games)	1962
198.6	(1,390 in 7 games)	1961
186.0	(1,488 in 8 games)	1981
182.9	(1,463 in 8 games)	2010
179.5	(1,436 in 8 games)	1978

Most Rushing Yards, Consecutive Seasons

5,302	(2,986, 2,316)	1978-79
4,829	(1,843, 2,986)	1977-78
4,671	(2,289, 2,382)	2004-05
4,590	(2,183, 2,407)	1961-62

Fewest Rushing Yards, Season

943	1982 (9 games)
1,248	2007
1,254	1983
1,351	2017
1,465	2000
1,468	1986

Fewest Rushing Yards Per Game, Season

78.0 (1,248 in 16 games)	2007
78.4 (1,254 in 16 games)	1983
91.6 (1,465 in 16 games)	2000
91.8 (1,468 in 16 games)	1986
92.9 (1,486 in 16 games)	1985

Most Rushing Yards, Game (All 300+)

398	vs. Houston	Oct. 1, 1961
380	at Denver	Oct. 23, 1966
352	vs. Indianapolis	Dec. 23, 2012
320	vs. Buffalo	Sept. 30, 1962
317	at Denver	Jan. 3, 2010
313	vs. Cincinnati	Oct. 26, 1969
310	vs. Detroit	Oct. 14, 1990
302	at Houston	Oct. 24, 1965

Fewest Rushing Yards, Game

0	vs. Denver	Dec. 19, 1965
10	vs. Jacksonville	Oct. 7, 2007
10	at Oakland	Dec. 16, 2012
14	at New England	Oct. 11, 1998
16	at Denver	Dec. 9, 2007
17	at Boston	Nov. 18, 1960
17	at L.A. Raiders	Dec. 6, 1992

Most Games, 200 or More Rushing Yards

8	1978
6	2010
5	1962
4	1968, 1979, 1981, 2002
3	1961, 1967, 1991, 2001, 2004, 2012
2	1960, 1963, 1965, 1966, 1969, 1970, 1975,
2	1989, 1996, 1997, 2005, 2006

Most Rushing Yards, Both Teams, Game

519	Kansas City (168) vs. Cleveland (351)	Dec. 20, 2009
502	Texans (398) vs. Houston (104)	Oct. 1, 1961
502	Texans (284) vs. Oakland (218)	Nov. 26, 1961
479	Kansas City (251) vs. Detroit (228)	Nov. 23, 1975

Fewest Rushing Yards, Both Teams, Game

75	KC (20) at Houston (55)	Sept. 29, 1974
105	KC (27) vs. Boston (78)	Nov. 17, 1968
111	Dallas Texans (108) at SD (3)	Nov. 19, 1961
111	KC (48) at San Diego (63)	Oct. 13, 1985

Most 10+ Yard Rushes, Season (Since 1990)

73	2002
72	2010
67	2005
64	2012
63	2001

Most 10+ Yard Rushes, Game (Since 1990)

11	at Oakland	Dec. 9, 2001
	(10 Holmes, 1 Cloud)	
10	at Seattle	Nov. 24, 2002
	(9 Holmes, 1 Morton)	
10	vs. Buffalo	Oct. 31, 2010
	(7 Charles, 3 Jones)	
9	vs. Detroit	Oct. 14, 1990
	(5 Word, 3 Okoye, 1 McNair)	
9	vs. Denver	Dec. 17, 2000
	(5 Richardson, 2 Grbac, 1 Alexander, 1 Moreau)	
9	vs. Atlanta	Oct. 24, 2004
	(6 Holmes, 3 Blaylock, 1 Hall)	
9	vs. Indianapolis	Oct. 31, 2004
	(6 Holmes, 2 Morton, 1 Johnson)	
9	vs. Indianapolis	Dec. 23, 2012
	(4 Charles, 4 Hillis, 1 McCluster)	

Highest Rushing Average, Season

5.18	1966
5.15	2002
5.03	1962
4.97	1961
4.91	2017
4.79	2012

Lowest Rushing Average, Season

3.24	1983
3.26	2007
3.39	1980
3.40	1986
3.43	1992

Most Rushing Touchdowns, Season

32	2003
31	2004
26	2002, 2005
24	1960
23	1961

Most Rushing Touchdowns, Consecutive Seasons

*63	(32, 31)	2003-04
58	(26, 32)	2002-03
57	(31, 26)	2004-05
47	(24, 23)	1960-61
44	(23, 21)	1961-62

*NFL RECORD

Fewest Rushing Touchdowns, Season

3	1982 (9 games)
5	2011
6	1972, 2007
7	1987
8	1988, 2009

Most Rushing Touchdowns, Game

*8	vs. Atlanta	Oct. 24, 2004
5	at Denver	Oct. 23, 1966
4	14 times; Last vs. Detroit	Nov. 1, 2015

* NFL RECORD

Most Rushing Touchdowns, Both Teams, Game

8	Kansas City (8) vs. Atlanta (0)	Oct. 24, 2004
7	Texans (4) vs. Boston (3)	Sept. 8, 1962
7	Kansas City (4) at Denver (3)	Oct. 10, 1965

Passing

Highest Passer Rating, Season

113.8	2018
100.8	2017
97.1	1962
96.4	1968
95.4	2015
94.9	1990, 2004
93.5	2002

Lowest Passer Rating, Season

52.7	1961
52.9	1977
54.0	1979
55.2	1974
59.3	1978

Most Passes Attempted, Season

641	1983
615	1994
593	1984
583	2018
582	2000
563	2007

Most Passes Attempted, Consecutive Seasons

1,234	(641, 593)	1983-84
1,146	(615, 531)	1994-95
1,126	(543, 583)	2017-18
1,110	(582, 528)	2000-01
1,105	(490, 615)	1993-94
1,104	(593, 511)	1984-85
1,104	(563, 541)	2007-08

Fewest Passes Attempted, Season

264	1982 (9 games)
270	1968
289	1970
313	1973
322	1962

Most Passes Attempted, Game

59	at Dallas	Nov. 20, 1983
55	at San Diego	Oct. 9, 1994
55	at Miami	Dec. 12, 1994
54	at Denver	Nov. 16, 1986
54	at Denver	Oct. 17, 1994
54	at San Diego	Sept. 29, 1996
54	vs. San Diego	Nov. 24, 1996

Fewest Passes Attempted, Game

3	vs. Oakland	Oct. 20, 1968
6	at Oakland	Dec. 13, 1969
10	vs. Denver	Sept. 24, 1978

Most Passes Attempted, Both Teams, Game

100	KC (46) vs. Tampa Bay (54)	Oct. 28, 1964
95	KC (54) at San Diego (41)	Sept. 29, 1996
95	KC (46) at L.A. Rams (49)	Nov. 19, 2018
90	KC (59) at Dallas (31)	Nov. 20, 1983
90	KC (41) at San Diego (49)	Dec. 11, 1983

Fewest Passes Attempted, Both Teams, Game

26	KC (6) at Oakland (20)	Dec. 13, 1969
26	KC (13) at Tampa Bay (13)	Dec. 16, 1979
27	KC (14) vs. Houston (13)	Sept. 10, 1978

Most Passes Completed, Season

385	2018
370	2004
369	1983
366	1994
365	2016
363	2017

Most Passes Completed, Consecutive Seasons

748	(363, 385)	2017-18
728	(365, 363)	2016-17
709	(339, 370)	2003-04
687	(370, 317)	2004-05
675	(310, 365)	2015-16
674	(369, 305)	1983-84

Fewest Passes Completed, Season

145	1982 (9 games)
154	1970
156	1968

Most Passes Completed, Game

39	at Oakland	Nov. 5, 2000
37	at San Diego	Oct. 9, 1994
34	at Denver	Oct. 17, 1994
34	at Denver	Dec. 7, 2003
34	vs. San Diego	Sept. 11, 2016
33	at Dallas	Nov. 20, 1983
33	at Miami	Dec. 12, 1994
33	at San Diego	Jan. 2, 2005
33	at Detroit	Dec. 23, 2007
33	at Denver	Nov. 14, 2010
33	at Los Angeles Rams	Nov. 19, 2018

Fewest Passes Completed, Game

2	vs. Oakland	Oct. 20, 1968
2	at Oakland	Dec. 13, 1969
5	7 times: Last at Seattle	Dec. 17, 1978

Most Passes Completed, Both Teams, Game

64	Kansas City (33) at L.A. Rams (31)	Nov. 19, 2018
62	Kansas City (31) at San Diego (31)	Dec. 11, 1983
59	Kansas City (34) vs. San Diego (25)	Sept. 11, 2016
57	Kansas City (31) at San Diego (26)	Oct. 30, 2005
56	Kansas City (33) at Denver (23)	Nov. 14, 2010
55	Kansas City (23) vs. San Diego (32)	Oct. 14, 1984
55	Kansas City (26) vs. Tampa Bay (29)	Oct. 28, 1984

Fewest Passes Completed, Both Teams, Game

11	Kansas City (10) vs. San Diego (1)	Sept. 20, 1998
12	Kansas City (7) at Tampa Bay (5)	Dec. 16, 1979
13	Kansas City (2) at Oakland (11)	Dec. 13, 1969
13	Kansas City (8) vs. Boston (5)	Oct. 11, 1970

Most 20+ Yard Completions, Season (Since 1990)

76	2018
60	2004
59	2000
55	2003
54	2017
53	2001

Most 20+ Yard Completions, Game (Since 1990)

9	vs. St. Louis	Oct. 22, 2000
	(6 Grbac, 2 Moon, 1 Morris)	
9	at Denver (9 Cassel)	Nov. 14, 2010
9	at L.A. Rams (9 Mahomes)	Nov. 19, 2018
7	at L.A. Raiders (7 Krieg)	Dec. 6, 1992
7	at San Diego (7 Gannon)	Nov. 22, 1998
7	at Oakland (7 Grbac)	Nov. 5, 2000
7	at Arizona (7 Green)	Oct. 21, 2001
7	vs. Indianapolis (7 Green)	Oct. 31, 2004
7	at New York Jets (7 Smith)	Dec. 3, 2017
7	at Cleveland (7 Mahomes)	Nov. 4, 2018

Most Net Passing Yards, Season

4,955	2018
4,406	2004
4,341	1983
4,149	2000
4,104	2017
3,981	2003

Most Net Passing Yards, Consecutive Seasons

9,059	(4,104, 4,955)	2017-18
8,387	(3,981, 4,406)	2003-04
8,216	(4,406, 3,810)	2004-05
7,909	(4,341, 3,568)	1983-84
7,844	(3,740, 4,104)	2016-17
7,814	(4,149, 3,665)	2000-01

Fewest Passing Yards, Season

1,555	1982 (9 games)
1,660	1979
1,719	1970

Most Gross Passing Yards, Game (All 400+)

504	at Oakland	Nov. 5, 2000
478	at L.A. Rams	Nov. 19, 2018
469	at Denver	Nov. 14, 2010
435	vs. Denver	Nov. 1, 1964
432	at Dallas	Nov. 20, 1983
412	vs. Denver	Dec. 19, 1965
411	at San Diego	Dec. 11, 1983
400	at Green Bay	Oct. 12, 2003

Most Net Passing Yards, Game

474	at Oakland	Nov. 5, 2000
448	at L.A. Rams	Nov. 19, 2018
433	at Denver	Nov. 14, 2010
406	at San Diego	Dec. 11, 1983
400	at Green Bay	Oct. 12, 2003
395	at New Orleans	Sept. 8, 1985

Fewest Gross Passing Yards, Game

16	vs. Oakland	Oct. 20, 1968
39	vs. Houston	Nov. 15, 1981
42	at Seattle	Sept. 30, 1979
44	at Denver	Oct. 8, 1961
46	at Tampa Bay	Dec. 16, 1979

Fewest Net Passing Yards, Game

-22	vs. Oakland	Nov. 8, 1963
15	at Seattle	Sept. 30, 1979
16	vs. Oakland	Oct. 20, 1968
18	at Denver	Oct. 4, 1970
19	at San Diego	Dec. 12, 2010

Most Net Passing Yards, Both Teams, Game

859	Kansas City (387) vs. Indianapolis (472)	Oct. 31, 2004
827	Kansas City (448) at L.A. Rams (379)	Nov. 19, 2018
782	Kansas City (406) at San Diego (376)	Dec. 11, 1983
764	Kansas City (322) at Pittsburgh (442)	Sept. 16, 2018
748	Kansas City (331) at Oakland (417)	Oct. 19, 2017
732	Kansas City (433) at Denver (299)	Nov. 14, 2010
716	Kansas City (474) at Oakland (242)	Nov. 5, 2000
698	Kansas City (229) at Oakland (469)	Nov. 3, 1968

Fewest Passing Yards, Both Teams, Game

67	Kansas City (22) at Tampa Bay (45)	Dec. 16, 1979
81	Kansas City (34) vs. Houston (47)	Sept. 10, 1978

Most Individual 100-Yard Receiving Games, Season

14	2000, 2004
11	1964, 2018
9	2017
8	1966, 1983
7	1987, 2003, 2006, 2007, 2016

Most Consecutive Individual 100-Yard Receiving Games, Season

7	2000
6	2004
4	1964, 2016, 2018
3	1966, 1984, 1992, 1994, 2005, 2007, 2010
2	1961, 1962, 1963, 1965, 1968, 1969, 1980, 1982, 1983, 1985, 1987, 1988, 1989, 1998, 1999, 2001, 2006, 2007, 2008, 2011, 2017 (3 times), 2018

Most Times Sacked, Season

57	1980
55	2007
53	1975

Fewest Times Sacked, Season

19	1994
21	1978, 1991, 1995, 2003
22	1990

Most Times Sacked, Game

10	vs. Baltimore	Nov. 2, 1980
9	vs. San Diego	Dec. 2, 2007
8	at Pittsburgh	Dec. 5, 1982
8	vs. L.A. Raiders	Dec. 12, 1982

Most Times Sacked, Both Teams, Game

13	Kansas City (2) vs. Cleveland (11)	Sept. 30, 1984
13	Kansas City (6) vs. Houston (7)	Sept. 21, 1986

Most Consecutive Games Without Allowing A Sack

3	1988, 2000

Most Consecutive Seasons Leading League, Completion Percentage

*4	1966-69

*NFL RECORD

Highest Completion Percentage, Season

66.85	543-363	2017
66.85	546-365	2016
66.04	583-385	2018
65.95	561-370	2004
65.54	473-310	2015
63.25	536-339	2003

Lowest Completion Percentage, Season

44.36	(399-177)	1961
48.05	(435-209)	1960
48.90	(409-200)	1965
49.33	(521-257)	1986
50.38	(395-199)	1965

Most Passing Touchdowns, Season

50	2018
32	1964
31	1966
30	1963

29	1983, 2000

Fewest Passing Touchdowns, Season

7	1978, 1979
8	2012
10	1973, 1982 (9 games)
11	1974, 1977
13	1981, 2011

Most Passing Touchdowns, Game

6	vs. Denver	Nov. 1, 1964
6	at Pittsburgh	Sept. 16, 2018
6	at Los Angeles Rams	Nov. 19, 2018
5	7 times; Last at Oakland	Dec. 15, 2013

Most Passing Touchdowns, Both Teams, Game

10	Kansas City (6) at L.A. Rams (4)	Nov. 19, 2018
9	Kansas City (4) at Denver (5)	Nov. 14, 2010
9	Kansas City (6) at Pittsburgh (3)	Sept. 16, 2018
8	Kansas City (6) vs. Denver (2)	Nov. 1, 1964
8	Kansas City (4) at San Diego (4)	Dec. 11, 1983
8	Kansas City (3) vs. IND (5)	Oct. 31, 2004

Most Passes Had Intercepted, Season

27	1961
26	1977
25	1974

Fewest Passes Had Intercepted, Season

5	1990
6	2014
7	2015
8	1982 (9 games), 2010, 2016, 2017
9	2013
10	1993, 1994, 1997, 2005

Most Passes Had Intercepted, Game

7	vs. Pittsburgh	Oct. 13, 1974
6	at Seattle	Nov. 4, 1984
6	vs. L.A. Raiders	Oct. 20, 1985

Most Passes Had Intercepted, Both Teams, Game

9	Kansas City (3) vs. Miami (6)	Nov. 13, 1966
8	8 times	
	Last; Kansas City (2) at Oakland (6)	Oct. 23, 2011

Punting

Most Seasons Leading League (Average Distance)

*6	1968, 1971-73, 1979, 1984

*NFL RECORD

Most Consecutive Seasons Leading League

3	1971-73

Most Punts, Season

104	1999
99	1986
98	1984

Fewest Punts, Season

38	1982 (9 games)
45	2018
54	1962
55	2004
57	1991

Most Punts, Game

11	at N.Y. Jets	Sept. 18, 1965
11	vs. Baltimore	Sept. 2, 1979
11	at San Francisco	Nov. 17, 1985
11	at Cleveland	Nov. 19, 1989
11	vs. San Diego	Nov. 13, 1994
11	at Chicago	Dec. 4, 2011
10	vs. Denver	Oct. 6, 1974
10	at Oakland	Oct. 5, 1980
10	at N.Y. Jets	Oct. 2, 1988
10	at San Diego	Nov. 26, 2000
10	at N.Y. Jets	Dec. 30, 2007
10	at Jacksonville	Sept. 8, 2013

Fewest Punts, Game

0	at L.A. Raiders	Dec. 22, 1991
0	vs. Carolina	Dec. 10, 2000
0	vs. Cincinnati	Oct. 21, 2018

Highest Punting Average Distance, Season

46.83 (83-3,887)	2012
45.89 (89-4,084)	2011
45.53 (80-3,642)	1973
45.33 (89-4,034)	2013
45.26 (65-2,942)	1968

Lowest Punting Average Distance, Season

36.06 (54-1,947)	1962
37.83 (64-2,422)	2002
38.53 (70-2,697)	1981

Most Punts Had Blocked, Season

2	1974, 1975, 1985, 1999

Most Punts Had Blocked, Game

2	vs. Denver	Oct. 27, 1985

Punt Returns

Most Seasons Leading League (Average Return)

6	1960, 1968, 1970, 1979-80, 2003

Most Punt Returns, Season (All 50+)

59	2013
58	1979, 1995, 1999
52	2010

Fewest Punt Returns, Season

15	1982 (9 games)
22	2018
24	2004
26	1961, 1963, 2008

Most Punt Returns, Game

9	at Oakland	Nov. 15, 2009
8	vs. San Diego	Nov. 10, 1974
8	at St. Louis	Dec. 19, 2010
7	vs. Oakland	Sept. 23, 1979
7	vs. N.Y. Giants	Oct. 21, 1979
7	vs. Detroit	Sept. 26, 1999
7	at Denver	Dec. 5, 1999
7	at Oakland	Oct. 21, 2007
7	at Jacksonville	Sept. 8, 2013
7	at Washington	Dec. 8, 2013

Most Punt Returns, Both Teams, Game

15	Kansas City (6) vs. Baltimore (9)	Sept. 2, 1979

Most Punt Return Yards, Season (All 600+)

695	2013
640	1999
612	1979

Fewest Punt Return Yards, Season

126	1972
129	1982 (9 games)
150	1971

Most Punt Return Yards, Game

177	at Washington	Dec. 8, 2013
160	vs. San Diego	Sept. 13, 2010
141	vs. Oakland	Sept. 23, 1979
139	at Denver	Dec. 5, 1999
131	vs. Boston	Dec. 11, 1960

Highest Punt Return Average, Season

16.42 (33-542)	2003
15.03 (33-496)	1960
14.80 (40-592)	2016
14.53 (40-581)	1980
14.52 (31-450)	1968

Lowest Punt Return Average, Season

4.34 (29-126)	1972
4.69 (32-150)	1971
6.29 (35-220)	2017
6.50 (26-169)	2008
6.53 (32-209)	2009

Most Punt Return Touchdowns, Season

2	1968, 1979, 1980, 1992, 1999, 2002, 2003, 2013, 2016
1	1960, 1965, 1966, 1987, 1995, 1997, 2006, 2010, 2017, 2018

Most Punt Return Touchdowns, Game

1	29 times; Last at L.A. Chargers	Sept. 9, 2018

Most Punt Return Touchdowns, Both Teams, Game

*2	Kansas City (1) at Buffalo (1)	Sept. 11, 1966

*NFL RECORD

Kickoff Returns

Most Kickoff Returns, Season

80	2008
77	2009
75	2004
70	1987, 2000
68	2005

Fewest Kickoff Returns, Season

31	1973
34	1982 (9 games)
35	2015
37	1962
38	1968, 1998
39	1992

Most Kickoff Returns, Game

11	vs. Buffalo	Nov. 23, 2008
10	vs. Oakland	Nov. 2, 1967
10	vs. Seattle	Sept. 20, 1987
9	vs. Pittsburgh	Nov. 10, 1985

Most Kickoff Return Yards, Season

1,820	2004
1,716	2008
1,666	2009
1,591	2005
1,577	2003

Fewest Kickoff Return Yards, Season

722	1992
723	1982 (9 games)
725	1973
736	1968
784	1990

Most Kickoff Return Yards, Game

251	at Miami	Dec. 12, 1994
245	at San Diego	Oct. 15, 1967
236	vs. Pittsburgh	Nov. 10, 1985

Highest Kickoff Return Average, Season

*29.91 (44-1,316)	2013
27.64 (53-1,465)	1961
26.59 (41-1,090)	1969
25.81 (37-955)	1962

*NFL RECORD

Lowest Kickoff Return Average, Season

16.52 (56-925)	1988
17.04 (46-784)	1990
17.20 (54-929)	1983

Most Kickoff Return Touchdowns, Season

2	1987, 1995, 2003, 2004, 2013
1	1961, 1963, 1967, 1969, 1986, 1994, 1996, 1997, 2002, 2005, 2009, 2014, 2016

Most Kickoff Return Touchdowns, Game

1	23 times; Last at Denver	Nov. 27, 2016

Fumbles

Most Fumbles, Season

42	1980

Fewest Fumbles, Season

7	2002
13	1982 (9 games), 2003
14	2017
15	2010
16	2015

Most Fumbles, Game

*10	vs. Houston	Oct. 12, 1969

*NFL RECORD

Most Fumbles, Both Teams, Game

*14	Kansas City (10) vs. Houston (4)	Oct. 12, 1969

*NFL RECORD

Most Fumbles Lost, Season

24	1981, 1987
21	1965, 1977

Fewest Fumbles Lost, Season

*2	2002

3	2017
4	1982 (9 games)
6	2003, 2010, 2018
8	1967, 1991, 2008, 2015

*NFL RECORD

Most Fumbles Lost, Game

6	vs. Houston	Oct. 12, 1969

Most Turnovers, Season

47	1977
46	1981
41	1965, 1987, 1989
40	1964

Fewest Turnovers, Season

11	2017
12	1982 (9 games)
14	2010
15	2002, 2015
17	2014, 2016

Most Turnovers, Game

9	vs. Buffalo	Oct. 17, 1965
9	vs. Pittsburgh	Oct. 13, 1974
8	vs. San Diego	Sept. 20, 1981

Most Turnovers, Both Teams, Game

16	Kansas City (7) vs. Houston (9)	Oct. 12, 1969

Penalties

Fewest Penalties, Season

43	1982 (9 games)
52	1963
56	1964
61	1966

Most Penalties, Season

*158	1998
137	2018
127	1994
126	1999
122	1993, 1996

*NFL RECORD

Fewest Penalties, Game

*0	vs. Buffalo	Oct. 2, 1966
0	vs. Oakland	Dec. 8, 1974
1	24 times; Last at San Diego	Dec. 29, 2013

*NFL RECORD

Most Penalties, Game

17	at Seattle	Nov. 8, 1998
15	vs. San Diego	Sept. 20, 1998
15	at New England	Sept. 7, 2017
14	at Atlanta	Sept. 18, 1994
14	at Denver	Oct. 17, 1994

Fewest Penalties, Both Teams, Game

1	Kansas City (0) vs. Buffalo (1)	Oct. 2, 1966

Most Penalties, Both Teams, Game

30	Kansas City (17) at Seattle (13)	Nov. 8, 1998
27	Kansas City (12) at Oakland (15)	Nov. 7, 2010
26	Kansas City (7) vs. San Diego (19)	Oct. 16, 1997
26	Kansas City (11) vs. Oakland (15)	Dec. 24, 2011
25	Kansas City (11) vs. Denver (14)	Sept. 20, 1993
24	Kansas City (13) at L.A. Raiders (11)	Oct. 9, 1983
24	Kansas City (12) vs. L.A. Raiders (12)	Sept. 16, 1984
24	Kansas City (10) vs. L.A. Raiders (14)	Dec. 13, 1987
24	Kansas City (14) at Atlanta (10)	Sept. 18, 1994
24	Kansas City (14) at Denver (10)	Oct. 17, 1994
24	Kansas City (15) vs. San Diego (9)	Sept. 20, 1998
24	Kansas City (10) at Oakland (14)	Oct. 23, 2011
24	Kansas City (9) at Denver (15)	Nov. 27, 2016
24	Kansas City (12) at Pittsburgh (12)	Sept. 16, 2018

Fewest Yards Penalized, Season

371	1982 (9 games)
515	1974
577	2006
602	2001
604	1964

Most Yards Penalized, Season

1,304	1998
1,152	2018

Fewest Yards Penalized, Game

0	vs. Buffalo	Oct. 2, 1966
0	vs. Oakland	Dec. 8, 1974
1	vs. San Diego	Dec. 22, 2002
3	vs. Buffalo	Sept. 11, 2011
5	11 times; Last at San Diego	Dec. 29, 2013

Most Yards Penalized, Game

154	vs. Oakland	Nov. 1, 1970
152	at Seattle	Nov. 8, 1998
141	at San Diego	Oct. 25, 1987

Fewest Yards Penalized, Both Teams, Game

10	Kansas City (10) vs. Boston (0)	Nov. 17, 1968
10	Kansas City (0) vs. Oakland (10)	Dec. 8, 1974
10	Kansas City (5) at Denver (5)	Dec. 7, 2008

Most Yards Penalized, Both Teams, Game

259	KC (141) at San Diego (118)	Oct. 25, 1987
258	KC (126) vs. L.A. Raiders (132)	Sept. 16, 1984

Scoring

Fewest Points Allowed, Season

170	1968
177	1969
184	1982 (9 games)
192	1973
208	1971

Lowest Scoring Average, Season

12.1	(170 in 14 games)	1968
12.6	(177 in 14 games)	1969
13.7	(192 in 14 games)	1973
14.5	(232 in 16 games)	1997
14.9	(208 in 14 games)	1971

Most Points Allowed, Season

440	2008
435	2004
425	2012
424	2009

Highest Scoring Average, Season

27.5	(440 in 16 games)	2008
27.2	(435 in 16 games)	2004
26.9	(376 in 14 games)	1976
26.6	(425 in 16 games)	2012
26.5	(424 in 16 games)	2009

Most Points Allowed, Game

54	vs. Buffalo	Nov. 23, 2008
54	at L.A. Rams	Nov. 19, 2018
51	at Seattle	Nov. 27, 1983 (OT)
50	at Buffalo	Oct. 3, 1976
49	at Oakland	Nov. 5, 2000
49	at Denver	Nov. 14, 2010

Most First-Half Points Allowed, Game

35	at San Diego	Oct. 25, 1987
35	at Denver	Nov. 14, 2010
34	vs. Seattle	Dec. 11, 1977
31	Seven times, last at Pittsburgh	Oct. 15, 2006

Fewest First-Half Points Allowed, Season

74	1969
95	1982 (9 games)
97	1965
101	1973
103	1968

Most First-Quarter Points Allowed, Season

101	1998
95	1976, 2012
93	2009
92	1997
88	1987

Fewest First-Quarter Points Allowed, Season

29	1963, 1969
30	1973
32	1970
33	1965, 1966
37	1984

Most First-Quarter Points Allowed, Game

31	at Buffalo	Sept. 13, 1962
22	at Pittsburgh	Oct. 2, 2016
21	at Denver	Nov. 16, 1986
21	at Denver	Nov. 14, 2010
17	vs. Oakland	Nov. 23, 1967
17	at Denver	Oct. 27, 1996
17	vs. Pittsburgh	Sept. 14, 2003
17	at Denver	Sept. 26, 2005
17	vs. San Diego	Sept. 30, 2012

Most Second-Quarter Points Allowed, Season

152	2004
141	2008
135	1985
133	1999
131	2018
127	1961, 1984

Fewest Second-Quarter Points Allowed, Season

45	1969
55	1979, 1982 (9 games)
57	1968, 1992
59	1995
64	1965

Most Second-Quarter Points Allowed, Game

28	vs. San Diego	Nov. 15, 1964
28	vs. Oakland	Oct. 16, 1966
28	at Baltimore	Dec. 21, 1980
28	at Seattle	Nov. 4, 1984
28	at Seattle	Sept. 11, 1988
24	at Oakland	Nov. 3, 1968

Most Third-Quarter Points Allowed, Season

106	2008, 2012
103	2001
100	2009
98	1975, 2018
95	2011

Fewest Third-Quarter Points Allowed, Season

22	1971
29	1995
31	1982 (9 games)
34	1974
35	1973

Most Third-Quarter Points Allowed, Game

28	at Houston	Oct. 24, 1965
22	at Boston	Nov. 18, 1960
21	Nine times; Last at Baltimore	Sept. 13, 2009

Most Fourth-Quarter Points Allowed, Season

139	1961
136	2018
130	1983, 2002
129	2004
127	1976
121	1985

Fewest Fourth-Quarter Points Allowed, Season

27	1968
44	1997
54	2013
56	1973
57	1960, 1962, 1981

Most Fourth-Quarter Points Allowed, Game

24	at New Orleans	Sept. 8, 1985
22	vs. Denver	Nov. 1, 1964
21	13 times; Last at Houston	Oct. 8, 2017

Most Second-Half Points Allowed, Game

38	at Houston	Oct. 24, 1965
37	at Seattle*	Nov. 27, 1983
35	vs. San Diego	Oct. 20, 1963
35	vs. Pittsburgh	Nov. 7, 1976
31	at Miami	Sept. 22, 1985
31	at Miami	Dec. 12, 1994
31	vs. San Diego	Nov. 24, 2013
31	at L.A. Rams	Nov. 19, 2018

*Includes three in OT

Fewest Second-Half Points Allowed, Season

67	1968
89	1982 (9 games)
91	1973, 1997
96	1971
101	1972

Fewest Touchdowns Allowed, Season

18	1968
19	1969
21	1971

Most Touchdowns Allowed, Season

53	2004
51	1976
51	2018
49	2008
48	2009
47	2012

Most Touchdowns Allowed, Game

7	at Buffalo	Oct. 3, 1976
7	at Oakland	Nov. 5, 2000
7	at Denver	Nov. 14, 2010
6	16 times; Last at Pittsburgh	Oct. 2, 2016

Most Shutouts, Season

3	1960
2	1967, 1969

Most Consecutive Shutouts

2	1960	Dec. 4-11, 1960

Most Games Allowed 10 Points or Less, Season

9	1968
7	1969
6	1973, 1979, 1990, 1995

Most Consecutive Games Allowed 10 Points or Less

5	1968
3	1960, 1968, 1995, 1997

Largest Opponent Comeback Victories

	Opponent	Deficit	Final	Date
21	vs. Tampa Bay	24-3	27-30 (OT)	Nov. 2, 2008
18	vs. Philadelphia	24-6	31-37	Oct. 2, 2005
18	vs. San Diego	21-3	21-22	Dec. 14, 2008
17	at Houston	17-0	36-38	Oct. 24, 1965
17	vs. L.A. Raiders	17-0	17-24	Oct. 5, 1986
17	at Chicago	17-0	27-28	Nov. 13, 1977
17	at San Diego	34-17	37-38	Nov. 22, 1998
17	vs. Oakland	17-0	38-41 (OT)	Jan. 2, 2000

First Downs

Fewest First Downs Allowed, Season

170	1982 (9 games)
181	1969
200	1965
204	1964

Most First Downs Allowed, Season

419	2018
367	2002
352	2017
344	1987, 2008
342	2016
336	1985

Fewest First Downs Allowed, Game

5	vs. Oakland	Dec. 7, 1997
6	at Boston	Sept. 21, 1969
6	vs. Boston	Oct. 11, 1970
6	at Chicago	Dec. 29, 1990
7	10 times; Last at Washington	Oct. 18, 2009

Most First Downs Allowed, Game

35	vs. San Diego	Oct. 19, 1986
34	at Denver	Nov. 18, 1974
34	at Cleveland	Oct. 30, 1977

Fewest Rushing First Downs Allowed, Season

52	1968
53	1969
67	1965

Most Rushing First Downs Allowed, Season

169	1977
162	1988
149	1975

Fewest Rushing First Downs Allowed, Game

*0	vs. Houston	Dec. 4, 1960
0	vs. Buffalo	Dec. 3, 1967
0	at Denver	Oct. 3, 1971
0	at Oakland	Dec. 3, 1995
0	vs. Oakland	Dec. 7, 1997
0	vs. St. Louis	Dec. 8, 2002
0	vs. N.Y. Jets	Sept. 11, 2005
1	19 times; Last vs. Oakland	Dec. 24, 2011

*NFL RECORD

Most Rushing First Downs Allowed, Game

21	vs. Pittsburgh	Nov. 7, 1976
20	at Oakland	Dec. 28, 2002
19	at Cleveland	Oct. 30, 1977

Fewest Passing First Downs Allowed, Season

92	1982 (9 games)
95	1973
111	1969, 1970

Most Passing First Downs Allowed, Season

247	2018
227	2002
209	2016

204	2017	
202	2000	
195	2008	

Fewest Passing First Downs Allowed, Game

*0	at Houston	Oct. 9, 1988
0	vs. San Diego	Sept. 20, 1998
2	8 times; Last at Denver	Jan. 1, 2012

*NFL RECORD

Most Passing First Downs Allowed, Game

25	at Denver	Nov. 18, 1974
25	at Denver	Nov. 14, 2010
25	at Pittsburgh	Sept. 16, 2018
23	at Oakland	Oct. 19, 2017
23	at L.A. Chargers	Sept. 9, 2018
22	at Cincinnati	Dec. 6, 1987
22	vs. Philadelphia	Oct. 2, 2005

Fewest Penalty First Downs Allowed, Season

9	1982 (9 games)	
11	1964	
13	1980	

Most Penalty First Downs Allowed, Season

*56	1998	
43	2018	
40	2004	
36	1993, 2017	
34	2015	
33	1987	

*NFL RECORD

Most Penalty First Downs Allowed, Game

7	2 times; Last N.Y. Jets	Dec. 11, 2011
6	11 times; Last at Pittsburgh	Sept. 16, 2018

Net Yards Allowed Passing and Rushing

Fewest Yards Allowed, Season

2,733	1982 (9 games)	
3,163	1969	
3,575	1973	
3,667	1970	
3,749	1965	

Most Yards Allowed, Season

6,488	2018	
6,291	2008	
6,248	2002	
6,211	2009	
6,037	2004	
5,896	2016	

Fewest Yards Allowed, Game

89	vs. Seattle	Dec. 24, 1995
91	vs. Houston	Oct. 12, 1969
93	vs. Oakland	Dec. 7, 1997
100	at Boston	Sept. 21, 1969
105	vs. Boston	Dec. 14, 1963
105	vs. Boston	Oct. 11, 1970

Most Yards Allowed, Game

563	vs. Houston	Dec. 16, 1990
542	at N.Y. Jets	Oct. 2, 1988 (OT)
542	at Tennessee	Dec. 13, 2004
541	at L.A. Chargers	Sept. 9, 2018
539	at Oakland	Nov. 3, 1968
539	vs. Oakland	Oct. 3, 1977
535	vs. Denver	Dec. 1, 2013

Fewest Plays Allowed, Season

556	1982 (9 games)	
808	1969	
813	1971	

Most Plays Allowed, Season

1,159	1984	
1,126	1985	
1,109	2018	
1,102	1981	

Fewest Plays Allowed, Game

39	vs. Houston	Oct. 22, 1967
39	vs. Oakland	Dec. 7, 1997
40	vs. Cincinnati	Oct. 13, 1968
40	at Boston	Sept. 21, 1969

Most Plays Allowed, Game

97	at N.Y. Jets	Oct. 2, 1988 (OT)
95	vs. San Diego	Oct. 19, 1986
91	vs. Chicago	Nov. 8, 1981

Rushing

Fewest Rushing Attempts Allowed, Season

279	1982 (9 games)	
316	1969	
343	1967	

Most Rushing Attempts Allowed, Season

634	1977	
609	1988	
601	1978	

Fewest Rushing Attempts Allowed, Game

9	at Oakland	Dec. 5, 2004
11	at New Orleans	Sept. 4, 1994
11	at Oakland	Dec. 3, 1995
11	vs. Oakland	Dec. 10, 2017
12	at N.Y. Jets	Nov. 27, 1966
12	at Seattle	Nov. 28, 2010

Most Rushing Attempts Allowed, Game

65	at Buffalo	Oct. 29, 1973
62	at Tampa Bay	Dec. 16, 1979
61	at Oakland	Dec. 8, 1973
61	vs. Chicago	Nov. 8, 1981

Fewest Rushing Yards Allowed, Season

980	1960	
1,066	1982 (9 games)	
1,091	1969	

Fewest Rushing Yards Per Game Allowed, Season

70.0	(980 in 14 games)	1960
77.9	(1,091 in 14 games)	1969
82.9	(1,327 in 16 games)	1995

Most Rushing Yards Allowed, Season

2,971	1977
2,861	1976
2,712	1975

Most Rushing Yards Per Game Allowed, Season

211.8 (2,971 in 14 games)	1977
204.4 (2,861 in 14 games)	1976
193.7 (2,712 in 14 games)	1975

Fewest Rushing Yards Allowed, Game

-27 vs. Houston	Dec. 4, 1960
3 at San Diego	Nov. 19, 1961
8 at Oakland	Dec. 3, 1995

Most Rushing Yards Allowed, Game

351 vs. Cleveland	Dec. 20, 2009
332 vs. Tennessee	Oct. 19, 2008
330 vs. Pittsburgh	Nov. 7, 1976
322 at Cleveland	Oct. 30, 1977
300 vs. Oakland	Sept. 14, 2008

Fewest Individual 100-Yard Games Allowed, Season

0	1960, 1969, 1971, 1981, 1995

Most Individual 100-Yard Games Allowed, Season

9	2003
8	1976, 1977, 2007

Fewest Rushing Touchdowns Allowed, Season

4	1968
5	2016
6	1969, 1971
7	1982 (9 games), 1995, 2013, 2015

Most Rushing Touchdowns Allowed, Season

25	2008
24	1975, 1976
23	1977, 1988

Most Rushing Touchdowns Allowed, Game

5 vs. Pittsburgh	Nov. 7, 1976
5 at Denver	Dec. 7, 2003
4 6 times; Last vs Tennessee	Oct. 19, 2008

Passing

Fewest Pass Attempts Allowed, Season

262	1982 (9 games)
324	1973
325	1975
333	1977

Most Pass Attempts Allowed, Season

632	2018
616	2002
607	2015
598	2016
596	1995
592	2013

Fewest Pass Attempts Allowed, Game

8 vs. Denver	Nov. 13, 2011
9 at N.Y. Jets	Nov. 7, 1971
9 vs. Oakland	Dec. 8, 1974
10 vs. L.A. Raiders	Sept. 16, 1973
10 at San Diego	Dec. 18, 1988

Most Pass Attempts Allowed, Game

65 vs. San Diego	Oct. 19, 1986
61 vs. Seattle	Sept. 29, 1985
61 vs. Jacksonville	Oct. 7, 2018
60 at Oakland	Oct. 5, 1980
60 at Pittsburgh	Sept. 16, 2018

Fewest Pass Completions Allowed, Season

155	1982 (9 games)
157	1973
175	1977
186	1972, 1975
195	1970

Most Pass Completions Allowed, Season

406	2018
403	2002
350	2016
348	2008
349	2015
334	2013

Fewest Pass Completions Allowed, Game

1 vs. San Diego	Sept. 20, 1998
2 vs. Denver	Nov. 13,2011
3 vs. Houston	Oct. 22, 1967
3 at N.Y. Jets	Nov. 7, 1971
3 vs. Oakland	Dec. 8, 1974
4 at San Diego	Nov. 2, 1986
4 at Houston	Oct. 9, 1988

Most Pass Completions Allowed, Game

39 at New England	Sept. 22, 2002
39 at Pittsburgh	Sept. 16, 2018
37 vs. San Diego	Dec. 22, 1985
37 vs. San Diego	Oct. 19, 1986
37 vs. New Orleans	Oct. 23, 2016
35 vs. Oakland	Oct. 27, 2002
34 vs. L.A. Raiders	Sept. 12, 1985
34 vs. San Diego	Dec. 14, 2008
34 at. L.A. Chargers	Sept. 9, 2018

Fewest Net Passing Yards Allowed, Season

1,619	1973
1,667	1982 (9 games)
1,942	1973
2,010	1970

Most Net Passing Yards Allowed, Season

4,374	2018
4,203	2004
4,181	2002
3,962	2013
3,958	2016
3,952	2017

Fewest Net Passing Yards Allowed, Game

-19 vs. San Diego	Sept. 20, 1998
9 vs. N.Y. Jets	Nov. 7, 1971
12 vs. Oakland	Dec. 8, 1974

Most Net Passing Yards Allowed, Game

505 vs. Houston	Dec. 16, 1990
472 vs. Indianapolis	Oct. 31, 2004
469 at Oakland	Nov. 3, 1968

Fewest Individual 300-Yard Games Allowed, Season

0	1962, 1970, 1971, 1972, 1973, 1974, 1977, 1978, 1988, 2000

Most Individual 300-Yard Games Allowed, Season

8	2002

Fewest Passing Touchdowns Allowed, Season

10	1969
11	1971, 1973
12	1982 (9 games), 1988

Most Passing Touchdowns Allowed, Season

32	2004
30	2018
29	2012
27	2002
25	1964, 1976, 1980, 1987, 2000, 2005, 2009, 2013, 2015
24	1999

Most Passing Touchdowns Allowed, Game

5	vs. Indianapolis	Oct. 31, 2004
5	at Denver	Nov. 14, 2010
5	vs. Denver	Dec. 1, 2013
5	at Green Bay	Sept. 28, 2015
5	at Pittsburgh	Oct. 2, 2016
4	17 times; Last at L.A. Rams	Nov. 19, 2018

Sacks

Most Seasons Leading League

4	1960, 1965, 1969, 1990

Most Sacks, Season

60.0	1990
54.0	1997
52.0	2018
51.0	2000
50.0	1984, 1992

Fewest Sacks, Season

*10.0	2008
15.0	1982 (9 games)
22.0	1976, 2009
23.0	1988

*NFL RECORD

Most Sacks, Game

11.0	vs. Cleveland	Sept. 30, 1984
10.0	vs. Oakland	Sept. 6, 1998
9.0	at Buffalo	Nov. 2, 1969
9.0	vs. Seattle	Nov. 11, 1990
9.0	vs. Oakland	Oct. 13, 2013

Most Opponents Yards Lost Attempting to Pass, Season

439	1968

Fewest Opponents Yards Lost Attempting to Pass, Season

62	2008
120	1982 (9 games)
137	2009

Interceptions By

Most Consecutive Seasons Leading League

5	1966-70

Most Passes Intercepted By, Season

37	1968
33	1966
32	1960, 1962, 1969

Fewest Passes Intercepted By, Season

7	2012
11	1987
12	1982 (9 games), 1994

Most Passes Intercepted By, Game

7	at San Diego	Dec. 8, 1968
6	8 times; Last vs. New York Jets	Sept. 25, 2016

Most Consecutive Games, One or More Interceptions By

23	1967-69
18	1966-67
16	1982-83

Most Yards Returning Interceptions, Season

596	1969
578	1967
567	1986

Fewest Yards Returning Interceptions, Season

119	2012
124	2006
140	1987

Most Yards Returning Interceptions, Game

188	vs. N.Y. Titans	Dec. 17, 1961
162	at Oakland	Dec. 6, 2015
142	vs. L.A. Raiders	Oct. 28, 1991
136	vs. Seattle	Dec. 11, 1977

Most Touchdowns Returning Interceptions, Season

6	1992
5	1972, 1974, 1999, 2013
4	1960, 1967, 1986, 1997, 2015, 2016

Most Touchdowns Returning Interceptions, Game

2	vs. N.Y. Titans	Dec. 17, 1961
2	at Denver	Oct. 1, 1972
2	at Denver	Dec. 19, 1982
2	vs. San Diego	Oct. 19, 1986
2	vs. Denver	Dec. 27, 1992
2	at Baltimore	Oct. 21, 1999
2	at Denver	Jan. 3, 2010
2	at Oakland	Oct. 23, 2011

Most Touchdowns Returning Interceptions, Both Teams, Game

*4	Kansas City (0) at Seattle (4)	Nov. 4, 1984
3	Kansas City (2) vs. San Diego (1)	Oct. 19, 1986

*NFL RECORD

Opponents Interceptions

Most Yards, Interception Returns Opponents, Season

688	1984

Most Yards Interception Returns, Opponent, Game

*325	at Seattle	Nov. 4, 1984

*NFL RECORD

Most Touchdowns Returning Interceptions Opponents, Season

7	1984

Most Touchdowns Returning Interceptions Opponent, Game

*4	at Seattle	Nov. 4, 1984

*NFL RECORD

Punting

Most Opponents Punts, Season

102	1995
98	1999
94	1969

Fewest Opponents Punts, Season

38	1982 (9 games)
50	2008
52	2018
55	1962

Lowest Opponents Average Distance, Season

37.0	1986, 1990
38.6	1982 (9 games)
38.9	1981

Highest Opponents Average Distance, Season

47.6	2011
46.8	2012
46.6	2013
45.7	2005
45.2	2010

Most Opponents Punts Blocked, Season

6	1990
4	1986
3	1963, 1982
2	1966, 1979, 1980, 1989, 1997, 2001, 2002, 2006

Most Opponents Punts Blocked, Game

3	vs. Denver	Dec. 8, 1963
2	at Seattle	Sept. 30, 1979
2	vs. Cleveland	Sept. 30, 1990

Punt Returns

Most Opponents Punt Returns, Season

60	1984
55	1974, 1976
54	1983

Most Opponents Punt Returns, Game

9	at Cincinnati	Nov. 24, 1974

Fewest Punt Return Yards Allowed, Season

97	2018
157	1960, 2016
164	2017
170	2015
179	2005
190	1991

Most Punt Return Yards Allowed, Season

702	1977
634	1974
572	1986

Most Punt Return Yards Allowed, Game

170	at San Diego	Sept. 26, 1965

Lowest Punt Return Average Allowed, Season

5.23 (30-157)	2016
5.71 (17-97)	2018
5.81 (27-157)	1960
6.37 (46-293)	1981
6.43 (49-315)	1979
6.47 (38-246)	2013

Highest Punt Returns Average Allowed, Season

15.36 (22-338) (9 games)	1982
14.93 (29-433)	1965
14.04 (50-702)	1977

Most Punt Returns Touchdowns Allowed, Season

2	1982, 1990, 2004, 2012

Kickoff Returns

Fewest Opponents Kickoff Returns, Season

25	2011, 2017
27	2012
35	2016
36	2018
40	1973
42	1982 (9 games)

Most Opponents Kickoff Returns, Season

88	2002
87	2003
85	2004
84	1966

Fewest Kickoff Return Yards Allowed, Season

486	2017
605	2011
690	2012
794	1982 (9 games)
809	2018
843	2016
958	1977

Most Kickoff Return Yards Allowed, Season

2,053	2005
2,045	1966
2,043	2003
1,908	2004
1,880	2002

Most Kickoff Return Yards Allowed, Game

289	at Denver	Sept. 7, 1963
278	vs. Cleveland	Dec. 20, 2009

Lowest Kickoff Return Average Allowed, Season

17.17 (81-1,391)	1990
18.00 (71-1,278)	1986
18.57 (23-427)	2017
18.80 (64-1,203)	1992

Highest Kickoff Return Average Allowed, Season

25.78	(40-1,031)	1973
25.56	(27-690)	2012
25.37	(54-1,370)	1974

Most Kickoff Return Touchdowns Allowed, Season

2	1988
2	1989
2	2009

Blocked Field Goals

Most Blocked Field Goals, Season

6	1960
5	1966
4	1962, 1965, 1973
3	1963, 1967, 1996
2	1982 (9 games), 1986, 1992, 1993, 2003

Most Blocked Field Goals, Game

3	at San Diego	Oct. 15, 1967
2	vs. Buffalo	Dec. 18, 1960
2	at Oakland	Nov. 3, 1963
2	at Oakland	Sept. 18, 1966
2	at San Diego	Oct. 15, 1967
2	at Green Bay	Oct. 4, 1973
2	at San Diego	Oct. 17, 1993
2	at San Diego	Nov. 30, 2003

Fumbles

Fewest Opponents Fumbles, Season

16	1971
18	1984, 2011
19	2000, 2012, 2015, 2017

Fewest Opponents Fumbles Recovered, Season

6	2011, 2012
7	1971, 2015
8	1966, 2004, 2007
9	2010
10	1982 (9 games), 1996, 2017

Most Opponents Fumbles, Season

42	1981
40	1975
39	1977

Most Opponents Fumbles Recovered, Season

26	1994
25	1990
23	1977

Turnovers

Fewest Opponents Turnovers, Season

13	2012
21	2004
22	1982 (9 games), 2007
23	2010
26	2001, 2011, 2017

Most Opponents Turnovers, Season

51	1983
49	1962, 1968, 1986

Most Opponents Turnovers, Game

9	vs. Houston	Oct. 28, 1962
9	vs. Houston	Oct. 12, 1969
9	vs. St. Louis	Oct. 2, 1983

Best Turnover Ratio, Season

26	(45 takes/19 gives)	1990
22	(49 takes/27 gives)	1968
21	(45 takes/21 gives)	1999
18	(49 takes/31 gives)	1962
18	(39 takes/21 gives)	1992
18	(36 takes/18 gives)	2013

Worst Turnover Ratio, Season

-24	(13 takes/37 gives)	2012
-13	(28 takes/41 gives)	1987
-11	(22 takes/33 gives)	2007
-8	(33 takes/41 gives)	1965
-8	(33 takes/41 gives)	1989

Single Game

Pass Attempts (All 50+)

61	Blake Bortles, Jacksonville	Oct. 7, 2018
60	Ben Roethlisberger, Pittsburgh	Sept. 16, 2018
58	Mark Hermann, San Diego	Dec. 22, 1985
56	Kyle Orton, Denver	Jan. 3, 2010
55	Rich Gannon, Oakland	Oct. 27, 2002
54	Steve DeBerg, Tampa Bay	Oct. 28, 1984
54	Tom Brady, New England	Sept. 22, 2002
52	Jim Plunkett, Oakland	Oct. 5, 1980
52	Derek Carr, Oakland	Oct. 19, 2017
51	Philip Rivers, L.A. Chargers	Sept. 9, 2018
50	Brian Griese, Denver	Oct. 20, 2002

Pass Completions (All 30+)

39	Tom Brady, New England	Sept. 22, 2002
39	Ben Roethlisberger, Pittsburgh	Sept. 16, 2018
37	Mark Hermann, San Diego	Dec. 22, 1985
37	Drew Brees, New Orleans	Oct. 23, 2016
35	Rich Gannon, Oakland	Oct. 27, 2002
34	Jim Plunkett, Oakland	Sept. 12, 1985
34	Philip Rivers, San Diego	Dec. 14, 2008
34	Philip Rivers, L.A. Chargers	Sept. 9, 2018
33	Drew Bledsoe, New England	Dec. 4, 2000
33	Donovan McNabb, Philadelphia	Oct. 2, 2005
33	Blake Bortles, Jacksonville	Oct. 7, 2018
32	Jay Cutler, Denver	Dec. 7, 2008
32	Ben Roethlisberger, Pittsburgh	Nov. 22, 2009
32	Kyle Orton, Denver	Jan. 3, 2010
31	Jim Zorn, Seattle	Sept. 27, 1981
31	Rich Gannon, Oakland	Sept. 9, 2001
31	Marc Bulger, St. Louis	Nov. 5, 2006
31	Jeff Garcia, Tampa Bay	Nov. 2, 2008
31	Derek Carr, Oakland	Dec. 6, 2015
31	Jared Goff, L.A. Rams	Nov. 19, 2018
30	Dan Fouts, San Diego	Oct. 14, 1984
30	Tony Romo, Dallas	Sept. 15, 2013

Passing Yards (All 400+)

527	Warren Moon, Houston	Dec. 16, 1990
472	Peyton Manning, Indianapolis	Oct. 31, 2004
452	Ben Roethlisberger, Pittsburgh	Sept. 16, 2018
445	Charley Johnson, Denver	Nov. 18, 1974
431	Kyle Orton, Denver	Jan. 3, 2010
430	Blake Bortles, Jacksonville	Oct. 7, 2018
426	Billy Volek, Tennessee	Dec. 13, 2004
424	Philip Rivers, L.A. Chargers	Sept. 9, 2018
417	Derek Carr, Oakland	Oct. 19, 2017
413	Pete Beathard, Houston	Sept. 9, 1968
413	Jared Goff, L.A. Rams	Nov. 19, 2018
410	Tom Brady, New England	Sept. 22, 2002
403	Peyton Manning, Denver	Dec. 1, 2013
400	John Elway, Denver	Dec. 6, 1998

Touchdown Passes

5	George Blanda, Houston	Oct. 24, 1965
5	Peyton Manning, Indianapolis	Oct. 31, 2004
5	Peyton Manning, Denver	Dec. 1, 2013
5	Aaron Rodgers, Green Bay	Sept. 28, 2015
5	Ben Roethlisberger, Pittsburgh	Oct. 2, 2016
5	Deshaun Watson, Houston	Oct. 8, 2017

Interceptions Thrown

6	John Hadl, San Diego	Dec. 8, 1968
6	Ryan Fitzpatrick, N.Y. Jets	Sept. 25, 2016
5	George Blanda, Houston	Oct. 28, 1962
5	John Hadl, San Diego	Dec. 16, 1962
5	Babe Parilli, Boston	Dec. 14, 1963
5	George Blanda, Houston	Oct. 4, 1964
5	Pete Beathard, Houston	Oct. 12, 1969
5	Marty Domres, San Diego	Nov. 9, 1969
5	Alan Pastrana, Denver	Dec. 6, 1970
5	James Harris, San Diego	Nov. 26, 1978
5	Jim Plunkett, Oakland	Oct. 5, 1980
5	Jim Zorn, Seattle	Nov. 9, 1980
5	Dave Krieg, Seattle	Dec. 9, 1984
5	John Elway, Denver	Dec. 14, 1985

Long Pass (All 80+)

90	N. Johnson to R. Upchurch, Denver	Sept. 21, 1975
89	J. Kemp to E. Dubenion, Buffalo	Oct. 13, 1963
87	S. McNair to M. Clayton, Baltimore	Dec. 10, 2006
87	M. Hasselbeck to B. Obomanu, SEA	Nov. 28, 2010
82	J. Lee to A. Denson, Denver	Nov. 1, 1964
82	D. Lamonica to F. Biletnikoff, Oakland	Nov. 3, 1968
82	B. Griese to S. Sharpe, Denver	Oct. 20, 2002
80	J. Lee to B. Groman	Oct. 22, 1961
80	S. Wyche to B. Trumpy	Sept. 28, 1969

Pass Receptions

16	Troy Brown, New England	Sept. 22, 2002
14	Kellen Winslow, San Diego	Dec. 11, 1983
14	Jabar Gaffney, Denver	Jan. 3, 2010
13	Joe Washington, Baltimore	Sept. 2, 1979
13	Terrance Mathis, Atlanta	Sept. 18, 1994
13	Tim Brown, Oakland	Oct. 27, 2002
13	Steven Jackson, St. Louis	Nov. 5, 2006

Receiving Yards (All 200+)

250	Miles Austin, Dallas	Oct. 11, 2009
245	Haywood Jeffires, Houston	Dec. 16, 1990
233	Drew Bennett, Tennessee	Dec. 13, 2004
232	Lance Alworth, San Diego	Oct. 20, 1963
214	Shannon Sharpe, Denver	Oct. 20, 2002
213	Jabar Gaffney, Denver	Jan. 3, 2010
210	Amari Cooper, Oakland	Oct. 19, 2017
203	Don Maynard, N.Y. Jets	Sept. 15, 1968

Touchdown Receptions

4	Eric Decker, Denver	Dec. 1, 2013
3	Bob Chandler, Buffalo	Oct. 3, 1976
3	Kellen Winslow, San Diego	Dec. 11, 1983
3	Shannon Sharpe, Denver	Dec. 12, 1993
3	Drew Bennett, Tennessee	Dec. 13, 2004
3	Antonio Gates, San Diego	Oct. 30, 2005
3	Randall Cobb, Green Bay	Sept. 28, 2015
3	DeAndre Hopkins, Houston	Oct. 8, 2017

Rushing Attempts

39	O.J. Simpson, Buffalo	Oct. 29, 1973
39	Ricky Bell, Tampa Bay	Dec. 16, 1979
39	Marion Butts, San Diego	Dec. 17, 1989

Rushing Yards (All 200+)

286	Jerome Harrison, Cleveland	Dec. 20, 2009
220	Tiki Barber, N.Y. Giants	Dec. 17, 2005
218	Clinton Portis, Denver	Dec. 7, 2003
217	Gary Anderson, San Diego	Dec. 18, 1988

214	Greg Pruitt, Cleveland	Dec. 14, 1975
207	Curt Warner, Seattle	Nov. 27, 1983 (OT)

Rushing Touchdowns

5	Clinton Portis, Denver	Dec. 7, 2003
3	Jon Keyworth, Denver	Nov. 18, 1974
3	Greg Pruitt, Cleveland	Dec. 14, 1975
3	Pete Banaszak, Oakland	Dec. 21, 1975
3	Walter Payton, Chicago	Nov. 13, 1977
3	Curt Warner, Seattle	Nov. 27, 1983 (OT)
3	Marcus Allen, L.A. Raiders	Nov. 25, 1990
3	Rodney Hampton, N.Y. Giants	Dec. 19, 1992
3	Terrell Davis, Denver	Dec. 6, 1998
3	Curtis Martin, N.Y. Jets	Nov. 11, 2001
3	Clinton Portis, Denver	Dec. 15, 2002
3	Onterrio Smith, Minnesota	Dec. 20, 2003
3	Michael Pittman, Tampa Bay	Nov. 7, 2004
3	Michael Turner, Atlanta	Sept. 21, 2008
3	LenDale White, Tennessee	Oct. 19, 2008
3	Jerome Harrison, Cleveland	Dec. 20, 2009
3	Jeremy Hill, Cincinnati	Oct. 4, 2015
3	Mike Gillislee, New England	Sept. 7, 2017

Long Run (All 80+)

87	Paul Lowe, San Diego	Sept. 10, 1961
85	LaDainian Tomlinson, San Diego	Dec. 17, 2006
80	LenDale White, Tennessee	Oct. 19, 2008

Total Touchdowns

5	Clinton Portis, Denver	Dec. 7, 2003
4	Clinton Portis, Denver	Dec. 15, 2002
4	Eric Decker, Denver	Dec. 1, 2013

Interceptions Made

4	Deltha O'Neal, Denver	Oct. 7, 2001
3	David Fulcher, Cincinnati	Oct. 1, 1989

Long Interception Return (All 100+)

102	Marcus Coleman, Houston	Sept. 26, 2004
101	Tony Greene, Buffalo	Oct. 3, 1976
100	Speedy Duncan, San Diego	Oct. 15, 1967

Long Punt Return

95	Johnny Bailey, Chicago	Dec. 29, 1990

Long Kickoff Return (All 100+)

103	Joshua Cribbs, Cleveland	Dec. 20, 2009
100	Nemiah Wilson, Denver	Oct. 8, 1966
100	Joshua Cribbs, Cleveland	Dec. 20, 2009

Long Punt (All 80+)

83	Chris Norman, Denver	Sept. 23, 1984
82	Paul Maguire, San Diego	Nov. 5, 1961

Long Field Goal (All 55+)

59	Matt Bryant, Atlanta	Dec. 4, 2016
57	Sebastian Janikowski, Oakland	Dec. 16, 2012
56	Sebastian Janikowski, Oakland	Sept. 14, 2008
56	Matt Prater, Denver	Sept. 28, 2008
55	John Kasay, Seattle	Jan. 2, 1994
55	Kris Brown, Pittsburgh	Oct. 14, 2001
55	Sebastian Janikowski, Oakland	Nov. 25, 2007
55	Nate Kaeding, San Diego	Nov. 29, 2009

Times Sacked (All 10.0+)

11	Paul McDonald, Cleveland	Sept. 30, 1984
10	Jeff George, Oakland	Sept. 6, 1998

Touchdowns On Interception Returns

2	Dave Brown, Seattle	Nov. 4, 1984

Fumbles

6	Dave Krieg, Seattle	Nov. 5, 1989

Service

Most Games Played, Career

10	John Alt	1984-96
10	Tim Grunhard	1990-00
10	Dave Szott	1990-00
10	Derrick Thomas	1989-99
9	Dan Saleaumua	1989-96
9	Tracy Simien	1991-97
9	Neil Smith	1988-96
9	Dustin Colquitt	2005-18
8	Len Dawson	1962-75
8	Jonathan Hayes	1985-93
8	Nick Lowery	1980-93
8	Johnny Robinson	1960-71
8	Kevin Ross	1984-93, '97
8	Jim Tyrer	1961-73
8	Will Shields	1993-06

Scoring

Most Points, Career

37	Nick Lowery (8 games - 8 FGs, 13 PATs)	1980-93
35	Jan Stenerud (5 games - 9 FGs, 8 PATs)	1967-79
24	Cairo Santos (3 games - 6 FGs, 6 PATs)	2014-16
24	Damien Williams (2 games - 4 TDs)	2018
18	Mike Garrett (6 games - 3 TDs)	1966-70
18	Marcus Allen (6 games - 3 TDs)	1993-97
18	Knile Davis (3 games - 3 TDs)	2013-15

Most Points, Game

18	Damien Williams vs. New England	Jan. 20, 2019
14	Ryan Succop at Indianapolis	Jan. 4, 2014
12	Abner Haynes vs. Houston	Dec. 23, 1962
12	Mike Garrett at Buffalo	Jan. 1, 1967
12	Ed Podolak vs. Miami	Dec. 25, 1971
12	Dante Hall vs. Indianapolis	Jan. 11, 2004
12	Priest Holmes vs. Indianapolis	Jan. 11, 2004
12	Knile Davis at Indianapolis	Jan. 4, 2014
12	Cairo Santos at Houston	Jan. 9, 2016
11	Jan Stenerud vs. Minnesota	Jan. 11, 1970

Most Touchdowns, Career

4	Damien Williams (2 games)	2018
3	Marcus Allen (6 games)	1993-97
3	Mike Garrett (6 games)	1966-70
3	Knile Davis (3 games)	2013-16

Most Touchdowns, Game

3	Damien Williams vs. New England	Jan. 20, 2019
2	Abner Haynes vs. Houston	Dec. 23, 1962
2	Mike Garrett at Buffalo	Jan. 1, 1967
2	Ed Podolak vs. Miami	Dec. 25, 1971
2	Dante Hall vs. Indianapolis	Jan. 11, 2004
2	Priest Holmes vs. Indianapolis	Jan. 11, 2004
2	Knile Davis at Indianapolis	Jan. 4, 2014

Most Points After Touchdown, Career

13	Nick Lowery (8 games - 14 Att.)	1980-93
11	Harrison Butker (3 games - 11 Att.)	2017-18
8	Jan Stenerud (5 games - 8 Att.)	1967-79
6	Ryan Succop (2 games - 6 Att.)	2009-13
6	Cairo Santos (3 games - 6 Att.)	2014-17
5	Mike Mercer (2 games - 5 Att.)	1966

Most Points After Touchdown, Game

5	Ryan Succop at Indianapolis (5 Att.)	Jan. 4, 2014
4	Mike Mercer at Buffalo (4 Att.)	Jan. 1, 1967
4	Nick Lowery at Houston (4 Att.)	Jan. 16, 1994
4	Morten Andersen vs. IND (4 Att.)	Jan. 11, 2004
4	Harrison Butker vs. IND (4 Att.)	Jan. 12, 2019
4	Harrison Butker vs. NE (4 Att.)	Jan. 20, 2019

Most Points After Touchdown, No Misses, Career

8	Jan Stenerud (5 games)

Most Field Goals Attempted, Career

17	Jan Stenerud (5 games - 17 Att.)	1967-79
12	Nick Lowery (8 games - 12 Att.)	1980-93

Most Field Goals Attempted, Game

5	Jan Stenerud vs. N.Y. Jets	Dec. 20, 1969
4	Nick Lowery vs. Miami	Jan. 5, 1991
4	Jan Stenerud vs. Miami	Dec. 25, 1971

Most Field Goals, Career

9	Jan Stenerud (5 games - 17 Att.)	1967-79
8	Nick Lowery (8 games - 12 Att.)	1980-93

Most Field Goals, Game

3	Jan Stenerud vs. Minnesota	Jan. 11, 1970
3	Nick Lowery at Miami	Jan. 5, 1991
3	Ryan Succop at Indianapolis	Jan. 4, 2014
3	Cairo Santos at Houston	Jan. 9, 2016

Longest Field Goal

49	Cairo Santos at Houston	Jan. 9, 2016
49	Cairo Santos at Houston	Jan. 9, 2016
48	Jan Stenerud vs. Minnesota	Jan. 11, 1970
48	Cairo Santos vs. Pittsburgh	Jan. 15, 2017
43	Ryan Succop at Indianapolis	Jan. 4, 2014

Rushing

Most Rushing Attempts, Career

100	Marcus Allen (6 games)	1993-97
61	Mike Garrett (6 games)	1966-70
59	Barry Word (4 games)	1990-92
51	Wendell Hayes (5 games)	1968-74
41	Curtis McClinton (3 games)	1962-69

Most Rushing Attempts, Game

33	Barry Word vs. L.A. Raiders	Dec. 28, 1991
25	Damien Williams vs. Indianapolis	Jan. 12, 2019
24	Curtis McClinton vs. Houston	Dec. 23, 1962
24	Priest Holmes vs. Indianapolis	Jan. 11, 2004
22	Wendell Hayes vs. Miami	Dec. 25, 1971
21	Marcus Allen vs. Pittsburgh	Jan. 8, 1994
21	Marcus Allen vs. Indianapolis	Jan. 7, 1996

Most Rushing Yards Gained, Career

386	Marcus Allen (6 games)	1993-97
208	Wendell Hayes (5 games)	1968-74
197	Barry Word (4 games)	1990-92
186	Mike Garrett (6 games)	1966-70
176	Priest Holmes (1 game)	2001-07

Most Rushing Yards Gained, Game

176	Priest Holmes vs. Indianapolis	Jan. 11, 2004
130	Barry Word vs. L.A. Raiders	Dec. 28, 1991
129	Damien Williams vs. Indianapolis	Jan. 12, 2019

100	Wendell Hayes vs. Miami	Dec. 25, 1971
94	Marcus Allen vs. Indianapolis	Jan. 7, 1996
85	Ed Podolak vs. Miami	Dec. 25, 1971

Most Games, 100 or More Rushing Yards, Career

1	Wendell Hayes (5 games)	1968-74
1	Barry Word (3 games)	1990-92
1	Priest Holmes (1 game)	2001-07
1	Damien Williams (1 game)	2018

Longest Run From Scrimmage

48	Priest Holmes vs. Indianapolis	Jan. 11, 2004
41	Jamaal Charles vs. Baltimore	Jan. 9, 2011
36	Tyreek Hill vs. Indianapolis	Jan. 12, 2019
33	Jack Spikes vs. Houston	Dec. 23, 1962
32	Ed Podolak vs. Miami	Dec. 25, 1971
26	Christian Okoye at Miami	Jan. 5, 1991

Most Rushing Touchdowns, Career

3	Marcus Allen (6 games)	1993-97
3	Mike Garrett (6 games)	1966-70

Most Rushing Touchdowns, Game

2	Mike Garrett at Buffalo	Jan. 1, 1967
2	Priest Holmes vs. Indianpolis	Jan. 11, 2004

Passing

Most Passes Attempted, Career

188	Len Dawson (8 games)	1962-75
185	Alex Smith (5 games)	2013-17
141	Joe Montana (4 games)	1993-94
72	Patrick Mahomes (2 games)	2017-18
64	Dave Krieg (4 games)	1992-93
54	Trent Green (2 games)	2001-06
53	Steve DeBerg (3 games)	1988-91

Most Passes Attempted, Game

50	Alex Smith at New England	Jan. 16, 2016
46	Alex Smith at Indianapolis	Jan. 4, 2014
43	Joe Montana vs. Pittsburgh	Jan. 8, 1994
41	Patrick Mahomes vs. Indianapolis	Jan. 12, 2019
38	Joe Montana at Houston	Jan. 16, 1994
37	Joe Montana at Miami	Dec. 31, 1994
37	Elvis Grbac vs. Denver	Jan. 4, 1998

Most Passes Completed, Career

120	Alex Smith (5 games)	2013-17
107	Len Dawson (8 games)	1962-75
85	Joe Montana (4 games)	1993-94
43	Patrick Mahomes (2 games)	2017-18
33	Dave Krieg (4 games)	1992-93
32	Trent Green (2 games)	2001-06
31	Steve DeBerg (3 games)	1988-91

Most Passes Completed, Game

30	Alex Smith at Indianapolis	Jan. 4, 2014
29	Alex Smith at New England	Jan. 16, 2016
28	Joe Montana vs. Pittsburgh	Jan. 8, 1994
27	Patrick Mahomes vs. Indianapolis	Jan. 12, 2019
26	Joe Montana at Miami	Dec. 31, 1994
24	Elvis Grbac vs. Denver	Jan. 4, 1998
24	Alex Smith vs. Tennessee	Jan. 6, 2018

Highest Completion Percentage, Career (100 attempts)

64.9	Alex Smith (5 games: 185-120)	2013-17
60.3	Joe Montana (4 games: 141-85)	1993-94
56.9	Len Dawson (8 games: 188-107)	1962-75

Highest Completion Percentage, Game (15 completions)

77.3	Alex Smith at Houston (22-17)	Jan. 9, 2016
72.7	Alex Smith vs. Tennessee (33-24)	Jan. 6, 2018
70.3	Joe Montana at Miami (37-26)	Dec. 31, 1994
69.2	Len Dawson vs. Miami (26-18)	Dec. 25, 1971

Most Passing Yards, Career

1,497	Len Dawson (8 games)	1962-75
1,250	Alex Smith (5 games)	2013-17
1,014	Joe Montana (4 games)	1993-94
573	Patrick Mahomes (2 games)	2017-18
454	Dave Krieg (4 games)	1992-93

Most Passing Yards, Game

378	Alex Smith at Indianapolis	Jan. 4, 2014
314	Joe Montana at Miami	Dec. 31, 1994
299	Joe Montana at Houston	Jan. 16, 1994
295	Patrick Mahomes vs. New England	Jan. 20, 2019
278	Patrick Mahomes vs. Indianapolis	Jan. 12, 2019
276	Joe Montana vs. Pittsburgh	Jan. 4, 1994

Longest Pass Completion

79	Alex Smith at Indianapolis (to Donnie Avery)	Jan. 4, 2014
63	Len Dawson vs. Miami (to Elmo Wright)	Dec. 25, 1971
63	Alex Smith at Indianapolis (to Dwayne Bowe)	Jan. 4, 2014
61	Len Dawson at N.Y. Jets (to Otis Taylor)	Dec. 20, 1969

Most Touchdown Passes, Career

9	Alex Smith (5 games)	2013-17
7	Len Dawson (8 games)	1962-75
6	Joe Montana (4 games)	1993-94
3	Patrick Mahomes (2 games)	2017-18
2	Steve DeBerg (3 games)	1988-91
2	Dave Krieg (4 games)	1992-93
2	Trent Green (2 games)	2001-06

Most Touchdown Passes, Game

4	Alex Smith at Indianapolis	Jan. 4, 2014
3	Joe Montana at Houston	Jan. 16, 1994
3	Patrick Mahomes vs. New England	Jan. 20, 2019
2	Len Dawson at Buffalo	Jan. 1, 1967
2	Joe Montana at Miami	Dec. 31, 1994
2	Alex Smith vs. Tennessee	Jan. 6, 2018

Most Passes Had Intercepted, Career

8	Len Dawson (8 games)	1962-75
4	Mark Vlasic (1 game)	1991-92
4	Joe Montana (4 games)	1993-94

Most Passes Had Intercepted, Game

4	Len Dawson at Oakland	Dec. 22, 1968
4	Mark Vlasic at Buffalo	Jan. 5, 1992

Pass Receiving

Most Pass Receptions, Career

33	Travis Kelce (6 games)	2013-18

27	Otis Taylor (7 games)	1965-75
27	J.J. Birden (8 games)	1990-94
21	Keith Cash (6 games)	1992-96
19	Kimble Anders (7 games)	1991-00

Most Pass Receptions, Game

8	Ed Podolak vs. Miami	Dec. 25, 1971
8	Stephone Paige at Miami	Jan. 5, 1991
8	Andre Rison vs. Denver	Jan. 4, 1998
8	Dwayne Bowe at Indianapolis	Jan. 4, 2014
8	Travis Kelce at Houston	Jan. 9, 2016
8	Tyreek Hill vs. Indianapolis	Jan. 12, 2019
7	Keith Cash vs. Pittsburgh	Jan. 8, 1994
7	Kimble Anders vs. Indianapolis	Jan. 7, 1996
7	Dexter McCluster at Indianapolis	Jan. 4, 2014
7	Knile Davis at Indianapolis	Jan. 4, 2014
7	Tyreek Hill vs. Tennessee	Jan. 6, 2018
7	Travis Kelce vs. Indianapolis	Jan. 12, 2019

Most Receiving Yards, Career

481	Otis Taylor (7 games)	1965-75
425	Travis Kelce (6 games)	2013-18
363	J.J. Birden (8 games)	1990-94
266	Keith Cash (6 games)	1992-96
239	Willie Davis (5 games)	1991-95

Most Receiving Yards, Game (All 100+)

150	Dwayne Bowe at Indianapolis	Jan. 4, 2014
142	Stephone Paige at Miami	Jan. 5, 1991
128	Travis Kelce at Houston	Jan. 9, 2016
117	Otis Taylor at Oakland	Dec. 22, 1968
114	Sammy Watkins vs. New England	Jan. 20, 2019
110	Ed Podolak vs. Miami	Dec. 25, 1971
110	Andre Rison vs. Denver	Jan. 4, 1998
108	Travis Kelce vs. Indianapolis	Jan. 12, 2019
104	Elmo Wright vs. Miami	Dec. 25, 1971
103	Kimble Anders at Miami	Dec. 31, 1994

Most Games, 100 or More Receiving Yards, Career

2	Travis Kelce (5 games)	2013-18
1	By eight players; Last, Sammy Watkins vs. New England	Jan. 20, 2019

Longest Pass Reception

79	Donnie Avery at Indianapolis (from Alex Smith)	Jan. 4, 2014
63	Elmo Wright vs. Miami (from Len Dawson)	Dec. 25, 1971
63	Dwayne Bowe at Indianapolis (from Alex Smith)	Jan. 4, 2014
61	Otis Taylor at N.Y. Jets (from Len Dawson)	Dec. 20, 1969

Most Receiving Touchdowns, Career

2	Otis Taylor (7 games)	1965-75
2	Fred Jones (3 games)	1990-93
2	J.J. Birden (8 games)	1990-94
2	Tony Gonzalez (3 games)	1997-08
2	Albert Wilson (3 games)	2014-16
2	Travis Kelce (6 games)	2013-18
2	Damien Williams (2 games)	2018

Most Receiving Touchdowns, Game

2	Damien Williams vs. New England	Jan. 20, 2019
1	Numerous times; Last, Travis Kelce vs. New England	Jan. 20, 2019

Combined Net Yards

Most Attempts, Career

147	Marcus Allen (6 games)	1993-97
88	Mike Garrett (6 games)	1966-70
63	Wendell Hayes (5 games)	1968-74

Most Attempts, Game

34	Barry Word vs. L.A. Raiders	Dec. 28, 1991
30	Ed Podolak vs. Miami	Dec. 25, 1971
30	Damien Williams vs. Indianapolis	Jan. 12, 2019
29	Priest Holmes vs. Indianapolis	Jan. 11, 2004

Most Net Yards, Career

541	Marcus Allen (6 games)	1993-97
481	Otis Taylor (7 games)	1965-75
425	Travis Kelce (6 games)	2013-18
363	J.J. Birden (8 games)	1990-94
350	Ed Podolak (4 games)	1969-77

Most Net Yards, Game

*350	Ed Podolak vs. Miami	Dec. 25, 1971
227	Dante Hall vs. Indianapolis	Jan. 11, 2004
208	Priest Holmes vs. Indianapolis	Jan. 11, 2004
154	Damien Williams vs. Indianapolis	Jan. 12, 2019
150	Dwayne Bowe at Indianapolis	Jan. 4, 2014
142	Stephone Paige at Miami	Jan. 5, 1991

*NFL RECORD

Punting

Most Punts, Career

39	Jerrel Wilson (7 games)	1963-77
38	Bryan Barker (7 games)	1990-93
35	Dustin Colquitt (9 games)	2005-18
11	Louie Aguiar (3 games)	1994-98

Most Punts, Game

8	Jerrel Wilson at Oakland	Jan. 4, 1970
8	Bryan Barker at San Diego	Jan. 2, 1993

Longest Punt

66	Dustin Colquitt at Indianapolis	Jan. 6, 2007
62	Louie Aguiar vs. Denver	Jan. 4, 1998
61	Jerrel Wilson vs. Green Bay	Jan. 15, 1967
59	Jerrel Wilson vs. Minnesota	Jan. 11, 1970
56	Jerrel Wilson at Oakland	Jan. 4, 1970
56	Dustin Colquitt vs. Houston	Jan. 9, 2016

Highest Punting Average, Career (20 punts)

45.5	Dustin Colquitt (9 games: 1,593-35)	2005-18
43.4	Jerrel Wilson (7 games: 1,693-39)	1963-77
42.4	Bryan Barker (7 games: 1,613-38)	1990-93

Highest Punting Average, Game (4 punts)

52.3	Dustin Colquitt at IND (314-6)	Jan. 6, 2007
50.0	Dustin Colquitt vs. Tennessee (250-5)	Jan. 6, 2018
48.5	Jerrel Wilson vs. Minnesota (194-4)	Jan. 11, 1970
47.0	Jerrel Wilson at Oakland (302-6)	Dec. 22, 1968
46.4	Louie Aguiar vs. Denver (232-5)	Jan. 4, 1998

Punt Returns

Most Punt Returns, Career

11	Mike Garrett (6 games)	1966-70
7	Danan Hughes (6 games)	1993-98

Most Punt Returns, Game

5	Tyreek Hill vs. Indianapolis	Jan. 12, 2019
4	Mike Garrett vs. Oakland	Jan. 4, 1970
4	Tamarick Vanover vs. Indianapolis	Jan. 7, 1996
4	Frankie Hammond Jr. at Houston	Jan. 9, 2016

Most Punt Return Yards, Career

84	Danan Hughes (6 games)	1993-98
73	Mike Garrett (6 games)	1966-70
61	Frankie Hammond Jr. (2 games)	2015
44	Tamarick Vanover (2 games)	1995-99

Most Punt Return Yards, Game

42	Danan Hughes at Houston	Jan. 16, 1994
37	Mike Garrett at Buffalo	Jan. 1, 1967
34	Tamarick Vanover vs. Indianapolis	Jan. 7, 1996
34	Frankie Hammond Jr. at Houston	Jan. 9, 2016
31	Danan Hughes vs. Pittsburgh	Jan. 8, 1994

Longest Punt Return

35	Danan Hughes at Houston	Jan. 16, 1994
27	Mike Garrett at Buffalo	Jan. 1, 1967
15	Danan Hughes vs. Pittsburgh	Jan. 8, 1994

Highest Punt Return Average, Career (10 returns)

6.6	Mike Garrett (6 games: 11-73)	1966-70

Highest Punt Return Average, Game (3 returns)

14.0	Danan Hughes at Houston (3-42)	Jan. 16, 1994
12.3	Mike Garrett at Buffalo (3-37)	Jan. 1, 1967
10.3	Danan Hughes vs. Pittsburgh (3-31)	Jan. 8, 1994

Most Touchdowns

0

Kickoff Returns

Most Kickoff Returns, Career

10	John Stephens (3 games)	1993
10	Dante Hall (2 games)	2000-06
7	Quintin Demps (1 game)	2013
6	Tremon Smith (2 games)	2018
5	Bert Coan (2 games)	1963-68
5	Noland Smith (1 game)	1967-69
5	Tamarick Vanover (2 games)	1995-99
5	Tyreek Hill (2 games)	2016-17

Most Kickoff Returns, Game

7	Dante Hall vs. Indianapolis	Jan. 11, 2004
7	Quintin Demps at Indianapolis	Jan. 4, 2014
5	Noland Smith vs. Oakland	Dec. 22, 1968
5	John Stephens at Buffalo	Jan. 23, 1994

Most Kickoff Return Yards, Career

266	Dante Hall (2 games)	2000-06
199	John Stephens (3 games)	1993
196	Knile Davis (3 games)	2013-15
187	Quintin Demps (1 game)	2013
154	Ed Podolak (1 game)	1969-77

Most Kickoff Return Yards, Game

208	Dante Hall vs. Indianapolis	Jan. 11, 2004
187	Quintin Demps at Indianapolis	Jan. 4, 2014
154	Ed Podolak vs. Miami	Dec. 25, 1971
106	Knile Davis at Houston	Jan. 9, 2016
99	Tremon Smith vs. New England	Jan. 20, 2019
90	Knile Davis at New England	Jan. 16, 2016

Longest Kickoff Return

106 (TD)	Knile Davis at Houston	Jan. 9, 2016
92 (TD)	Dante Hall vs. Indianapolis	Jan. 11, 2004
78	Ed Podolak vs. Miami	Dec. 25, 1971
46	Dante Hall vs. Indianapolis	Jan. 11, 2004
36	Dexter McCluster vs. Baltimore	Jan. 9, 2011
35	Bert Coan at Buffalo	Jan. 1, 1967

Highest Kickoff Return Average, Career (10 returns)

26.6	Dante Hall (2 games: 10-266)	2000-06
19.9	John Stephens (3 games: 10-199)	1993

Highest Kickoff Return Average, Game (3 returns)

51.3	Ed Podolak vs. Miami (3-154)	Dec. 25, 1971
30.0	Knile Davis at New England (3-90)	Jan. 16, 2016
29.7	Dante Hall vs. Indianapolis (7-208)	Jan. 11, 2004
26.7	Quintin Demps at Indianapolis (7-187)	Jan. 4, 2014
24.8	Tremon Smith vs. New England (4-99)	Jan. 20, 2019
24.0	John Stephens vs. Pittsburgh (3-72)	Jan. 8, 1994
23.0	Tamarick Vanover vs. Denver (3-69)	Jan. 4, 1998

Most Kickoff Return Touchdowns, Career

1	Dante Hall (2 games)	2000-06
1	Knile Davis (2 games)	2013-15

Interceptions By

Most Interceptions, Career

5	Emmitt Thomas (7 games)	1966-78
4	Johnny Robinson (8 games)	1960-71
3	Jim Marsalis (4 games)	1969-75
3	Deron Cherry (4 games)	1981-91

Most Interceptions, Game

2	Johnny Robinson vs. Houston	Dec. 23, 1962
2	Jim Marsalis at N.Y. Jets	Dec. 20, 1969
2	Emmitt Thomas at Oakland	Jan. 4, 1970
2	Deron Cherry vs. L.A. Raiders	Dec. 28, 1991
2	Ty Law at Indianapolis	Jan. 6, 2007
2	Husain Abdullah at Indianapolis	Jan. 4, 2014

Most Consecutive Games, Interceptions

3	Emmitt Thomas	1969

Most Interception Return Yards, Career

131	Johnny Robinson (8 games)	1960-71
101	Emmitt Thomas (7 games)	1966-78
65	Jim Marsalis (4 games)	1969-75

Most Interception Return Yards, Game

72	Johnny Robinson at Buffalo	Jan. 1, 1967
69	Emmitt Thomas vs. Oakland	Jan. 4, 1970
50	Johnny Robinson vs. Houston	Dec. 23, 1962

Longest Interception Return

72	Johnny Robinson at Buffalo	Jan. 1, 1967
62	Emmitt Thomas at Oakland	Jan. 4, 1970
43	Ty Law at Indianapolis	Jan. 6, 2007
37	Johnny Robinson vs. Houston	Dec. 23, 1962

Most TDs, Career

0	0

Sacks

Most Sacks, Career

6.5	Derrick Thomas (10 games)	1989-99
6.5	Neil Smith (9 games)	1988-96
5.0	Aaron Brown (6 games)	1966-72

Most Sacks, Game

3	Aaron Brown at Oakland	Jan. 4, 1970
2	Nine times; By eight players	
	Last: Justin Houston vs. Indianapolis	Jan. 12, 2019

Scoring

Most Points, Game

44	at Indianapolis	Jan. 4, 2014
31	at Buffalo	Jan. 1, 1967
31	vs. Indianapolis	Jan. 11, 2004
31	vs. Indianapolis	Jan. 12, 2019
31	vs. New England	Jan. 20, 2019
30	at Houston	Jan. 9, 2016
28	at Houston	Jan. 16, 1994

Most Touchdowns, Game

5	at Indianapolis	Jan. 4, 2014
4	at Buffalo	Jan. 1, 1967
4	at Houston	Jan. 16, 1994
4	vs. Indianapolis	Jan. 11, 2004
4	vs. Indianapolis	Jan. 12, 2019
4	vs. New England	Jan. 20, 2019
3	Four times; Last, vs. Tennessee	Jan. 6, 2018

First Downs

Most First Downs, Game

30	at Indianapolis	Jan. 4, 2014
29	vs. Indianapolis	Jan. 12, 2019
28	vs. Pittsburgh	Jan. 8, 1994
27	at New England	Jan. 16, 2016
24	at Miami	Dec. 31, 1994
24	vs. Indianapolis	Jan. 11, 2004
23	vs. Miami	Dec. 25, 1971

Fewest First Downs, Game

7	at Indianapolis	Jan. 6, 2007
8	vs. Baltimore	Jan. 9, 2011
13	at Oakland	Dec. 22, 1968
13	at Oakland	Jan. 4, 1970
14	Three times; Last, at Buffalo	Jan. 5, 1992

Net Yards Rushing and Passing

Most Net Yards, Game

513	at Indianapolis	Jan. 4, 2014
451	vs. Miami	Dec. 25, 1971
433	vs. Indianapolis	Jan. 12, 2019
414	at Miami	Dec. 31, 1994
408	vs. Indianapolis	Jan. 11, 2004
401	vs. Pittsburgh	Jan. 8, 1994

Fewest Net Yards, Game

126	at Indianapolis	Jan. 6, 2007
161	vs. Baltimore	Jan. 9, 2011
204	vs. L.A. Raiders	Dec. 28, 1991
207	at Oakland	Jan. 4, 1970
213	at Buffalo	Jan. 5, 1992

Rushing

Most Rushing Attempts, Game

54	vs. Houston	Dec. 23, 1962
44	vs. Miami	Dec. 25, 1971
41	vs. Minnesota	Jan. 11, 1970

Fewest Rushing Attempts, Game

12	vs. New England	Jan. 20, 2019
14	vs. Pittsburgh	Jan. 15, 2017
16	vs. Tennessee	Jan. 6, 2018
17	at Indianapolis	Jan. 6, 2007
18	at Houston	Jan. 16, 1994
19	vs. Green Bay	Jan. 15, 1967
19	at San Diego	Jan. 2, 1993

Most Rushing Yards, Game

213	vs. Miami	Dec. 25, 1971
199	vs. Houston	Dec. 23, 1962
196	vs. Indianapolis	Jan. 11, 2004
180	vs. Indianapolis	Jan. 12, 2019
151	vs. Minnesota	Jan. 11, 1970
150	at Indianapolis	Jan. 4, 2014

Fewest Rushing Yards, Game

41	vs. New England	Jan. 20, 2019
44	at Indianapolis	Jan. 6, 2007
52	at Buffalo	Jan. 23, 1994
61	at San Diego	Jan. 2, 1993
61	vs. Pittsburgh	Jan. 15, 2017
67	at N.Y. Jets	Dec. 28, 1968

Most Rushing Touchdowns, Game

4	vs. Indianapolis	Jan. 12, 2019
2	at Buffalo	Jan. 1, 1967
2	at Oakland	Jan. 4, 1970
2	vs. Miami	Dec. 25, 1971
2	vs. Indianapolis	Jan. 11, 2004

Passing

Most Passing Attempts, Game

52	at Buffalo	Jan. 23, 1994
50	at New England	Jan. 16, 2016
46	at Indianapolis	Jan. 4, 2014
44	vs. Pittsburgh	Jan. 8, 1994
41	vs. Indianapolis	Jan. 12, 2019
37	at Miami	Dec. 31, 1994
37	vs. Denver	Jan. 4, 1998

Fewest Passing Attempts, Game

14	vs. Houston	Dec. 23, 1962
14	vs. L.A. Raiders	Dec. 28, 1991
17	at Oakland	Jan. 4, 1970
17	vs. Minnesota	Jan. 11, 1970

Most Completions, Game

30	at Indianapolis	Jan. 4, 2014
29	vs. Pittsburgh	Jan. 8, 1994
29	at New England	Jan. 16, 2016
27	vs. Indianapolis	Jan. 12, 2019
26	at Miami	Dec. 31, 1994
25	at Buffalo	Jan. 23, 1994

Fewest Completions, Game

7	at Oakland	Jan. 4, 1970
9	vs. Houston	Dec. 23, 1962
9	vs. L.A. Raiders	Dec. 28, 1991
9	vs. Baltimore	Jan. 9, 2011

Most Gross Passing Yards, Game

378	at Indianapolis	Jan. 4, 2014
323	at Buffalo	Jan. 23, 1994
314	at Miami	Dec. 31, 1994
299	at Houston	Jan. 16, 1994

299	vs. Pittsburgh	Jan. 8, 1994

Fewest Gross Passing Yards, Game

70	vs. Baltimore	Jan. 9, 2011
88	vs. Houston	Dec. 23, 1962
79	vs. L.A. Raiders	Dec. 28, 1991
107	at Indianapolis	Jan. 6, 2007

Most Times Sacked, Game

9	at Buffalo	Jan. 1, 1967
7	at San Diego	Jan. 2, 1993
6	vs. Houston	Dec. 23, 1962
6	vs. Green Bay	Jan. 15, 1967

Most Interceptions Thrown, Game

4	at Oakland	Dec. 22, 1968
4	at Buffalo	Jan. 5, 1992
3	vs. Indianapolis	Jan. 7, 1996
3	vs. Baltimore	Jan. 9, 2011

Interceptions By

Most Interceptions By, Game

5	vs. Houston	Dec. 23, 1962
4	at Oakland	Jan. 4, 1970
4	vs. L.A. Raiders	Dec. 28, 1991
4	at Houston	Jan. 9, 2016

Penalties

Most Penalties, Game

10	at Buffalo	Jan. 5, 1992
8	vs. Tennessee	Jan. 6, 2018
7	Three times; Last vs. Denver	Jan. 4, 1998

Fewest Penalties, Game

1	at N.Y. Jets	Dec. 28, 1986
2	at Indianapolis	Jan. 6, 2007
2	at Indianapolis	Jan. 4, 2014
3	Twice; Last vs. Indianapolis	Jan. 7, 1996

Most Yards Penalized, Game

68	vs. Tennessee	Jan. 6, 2018
65	vs. Denver	Jan. 4, 1998
63	at N.Y. Jets	Dec. 20, 1969
62	at San Diego	Jan. 2, 1993

Fewest Yards Penalized, Game

5	at N.Y. Jets	Dec. 28, 1986
13	at Indianapolis	Jan. 6, 2007
15	at Miami	Dec. 31, 1994
15	at Indianapolis	Jan. 4, 2014
20	vs. L.A. Raiders	Dec. 28, 1991

Fumbles

Most Fumbles, Game

5	at Oakland	Jan. 4, 1970
3	Four times; Last, vs. Indianapolis	Jan. 12, 2019

Most Fumbles Lost, Game

4	at Oakland	Jan. 4, 1970
2	vs. Miami	Dec. 25, 1971
2	vs. Baltimore	Jan. 9, 2011

Most Turnovers, Game

5	vs. Baltimore	Jan. 9, 2011
4	at Oakland	Dec. 22, 1968
4	at Oakland	Jan. 4, 1970
4	vs. Miami	Dec. 25, 1971
4	at Buffalo	Jan. 5, 1992
4	vs. Indianapolis	Jan. 7, 1996

Scoring

Fewest Points Allowed, Game

0	at Houston	Jan. 9, 2016
6	at N.Y. Jets	Dec. 20, 1969
6	vs. L.A. Raiders	Dec. 28, 1991

Most Points Allowed, Game

45	at Indianapolis	Jan. 4, 2014
41	at Oakland	Dec. 22, 1968
38	vs. Indianapolis	Jan. 11, 2004
37	at Buffalo	Jan. 5, 1992
37	vs. New England (OT)	Jan. 20, 2019
35	vs. Green Bay	Jan. 15, 1967
35	at N.Y. Jets	Dec. 28, 1986

Fewest Touchdowns Allowed, Game

0	at N.Y. Jets	Dec. 20, 1969
0	vs. L.A. Raiders	Dec. 28, 1991
0	at Houston	Jan. 9, 2016
0	vs. Pittsburgh	Jan. 15, 2017

Most Touchdowns Allowed, Game

6	at Indianapolis	Jan. 4, 2014
5	vs. Green Bay	Jan. 15, 1967
5	at Oakland	Dec. 22, 1968
5	at N.Y. Jets	Dec. 28, 1986
5	vs. Indianapolis	Jan. 11, 2004
5	vs. New England	Jan. 20, 2019

First Downs

Fewest First Downs Allowed, Game

9	at Buffalo	Jan. 1, 1967
13	vs. Minnesota	Jan. 11, 1970
14	at Houston	Jan. 9, 2016
15	vs. Indianapolis	Jan. 12, 2019
16	Three times; Last vs. Denver	Jan. 4, 1998

Most First Downs Allowed, Game

36	vs. New England	Jan. 20, 2019
30	at Buffalo	Jan. 23, 1994
29	at Buffalo	Jan. 5, 1992
28	at Indianapolis	Jan. 6, 2007
28	at Indianapolis	Jan. 4, 2014
27	vs. Indianapolis	Jan. 11, 2004

Net Yards Rushing and Passing

Fewest Net Yards Allowed, Game

226	at Houston	Jan. 9, 2016
233	at Oakland	Jan. 4, 1970
235	at N.Y. Jets	Dec. 20, 1969
239	vs. Minnesota	Jan. 11, 1970
249	vs. Indianapolis	Jan. 7, 1996

Most Net Yards Allowed, Game

536	at Indianapolis	Jan. 4, 2014
524	vs. New England	Jan. 20, 2019
454	at Oakland	Dec. 22, 1968
448	at Buffalo	Jan. 5, 1992
435	at Indianapolis	Jan. 6, 2007
434	vs. Indianapolis	Jan. 11, 2004

Rushing

Fewest Rushing Attempts, Game

13	at Buffalo	Jan. 1, 1967
14	at Houston	Jan. 16, 1994
14	at New England	Jan. 16, 2016
14	vs. Indianapolis	Jan. 12, 2019
19	vs. Minnesota	Jan. 11, 1970
19	at Indianapolis	Jan. 4, 2014

Most Rushing Attempts, Game

48	vs. New England	Jan. 20, 2019
46	at Buffalo	Jan. 5, 1992
46	at Buffalo	Jan. 23, 1994
43	vs. Miami	Dec. 25, 1971

Fewest Rushing Yards Allowed, Game

38	at New England	Jan. 16, 2016
39	at Houston	Jan. 16, 1994
40	at Buffalo	Jan. 1, 1967
67	vs. Minnesota	Jan. 11, 1970

Most Rushing Yards Allowed, Game

229	at Buffalo	Jan. 23, 1994
202	vs. Tennessee	Jan. 6, 2018
192	at San Diego	Jan. 2, 1993
188	at Indianapolis	Jan. 6, 2007
180	at Buffalo	Jan. 5, 1992

Most Rushing Touchdowns Allowed, Game

4	vs. New England	Jan. 20, 2019
3	vs. Green Bay	Jan. 15, 1967
3	at Buffalo	Jan. 23, 1994
2	Fourtimes; Last, vs. Indianapolis	Jan. 11, 2004

Passing

Fewest Passing Attempts Allowed, Game

19	vs. Denver	Jan. 4, 1998
23	at N.Y. Jets	Dec. 28, 1986
23	vs. L.A. Raiders	Dec. 28, 1991
23	at San Diego	Jan. 2, 1993

Most Passing Attempts Allowed, Game

46	vs. Houston	Dec. 23, 1962
46	vs. New England	Jan. 20, 2019
45	at Oakland	Jan. 4, 1970
45	at Indianapolis	Jan. 4, 2014
43	at Houston	Jan. 16, 1994
42	at New England	Jan. 16, 2016
42	vs. Pittsburgh	Jan. 16, 1994

Fewest Completions Allowed, Game

10	vs. Denver	Jan. 4, 1998
12	at Buffalo	Jan. 1, 1967
12	vs. L.A. Raiders	Dec. 28, 1991
12	vs. Indianapolis	Jan. 7, 1996

Most Completions Allowed, Game

32	at Houston	Jan. 16, 1994
31	at Indianapolis	Jan. 6, 2007
30	vs. New England	Jan. 20, 2019
29	at Indianapolis	Jan. 4, 2014
28	at New England	Jan. 16, 2016
25	vs. Baltimore	Jan. 9, 2011

Fewest Gross Passing Yards Allowed, Game

112	vs. Indianapolis	Jan. 7, 1996

136	at Houston	Jan. 9, 2016
140	vs. L.A. Raiders	Dec. 28, 1991
153	at N.Y. Jets	Dec. 28, 1986
160	at Buffalo	Jan. 23, 1994

Most Passing Yards Allowed, Game

443	at Indianapolis	Jan. 4, 2014
348	vs. New England	Jan. 20, 2019
347	at Oakland	Dec. 22, 1968
306	at Houston	Jan. 16, 1994
304	vs. Indianapolis	Jan. 11, 2004
302	at New England	Jan. 16, 2016

Most Passing Touchdowns Allowed, Game

5	at Oakland	Dec. 22, 1968
4	at Indianapolis	Jan. 4, 2014
3	Fourtimes; Last, vs. Indianapolis	Jan. 11, 2004

Sacks

Most Sacks, Game

9	at Houston	Jan. 16, 1994
5	at San Diego	Jan. 2, 1993
4	at Oakland	Jan. 4, 1970
4	at Buffalo	Jan. 1, 1967
4	vs. Baltimore	Jan. 9, 2011

Interceptions

Most Interceptions By, Game

5	vs. Houston	Dec. 23, 1962
4	at Oakland	Jan. 4, 1970
4	vs. L.A. Raiders	Dec. 28, 1991
4	at Houston	Jan. 9, 2016

Single Game

Total Points

18	Fred Biletnikoff, Oakland	Dec. 22, 1968
18	Thurman Thomas, Buffalo	Jan. 23, 1994
18	Chris Boswell, Pittsburgh	Jan. 15, 2017
15	Scott Norwood, Buffalo	Jan. 5, 1992
14	Steve Christie. Buffalo	Jan. 23, 1994

Total Touchdowns

3	Fred Biletnikoff, Oakland	Dec. 22, 1968
3	Thurman Thomas, Buffalo	Jan. 23, 1994
2	Max McGee, Green Bay	Jan. 15, 1967
2	Elijah Pitts, Green Bay	Jan. 15, 1967
2	Warren Wells, Oakland	Dec. 22, 1968
2	Freeman McNeil, N.Y. Jets	Dec. 28, 1986
2	Andre Reed, Buffalo	Jan. 5, 1992
2	Terrell Davis, Denver	Jan. 4, 1998
2	Edgerrin James, Indianapolis	Jan. 11, 2004
2	T.Y. Hilton, Indianapolis	Jan. 4, 2014
2	Donald Brown, Indianapolis	Jan. 4, 2014
2	Rob Gronkowski, New England	Jan. 16, 2016
2	Rex Burkhead, New England	Jan. 20, 2019
2	Sony Michel, New England	Jan. 20, 2019

Field Goals

6	Chris Boswell, Pittsburgh	Jan. 15, 2017
3	Scott Norwood, Buffalo	Jan. 5, 1992
3	Steve Christie, Buffalo	Jan. 23, 1994
3	Adam Vinatieri, Indianapolis	Jan. 6, 2007
3	Billy Cundiff, Baltimore	Jan. 9, 2011
2	George Blanda, Oakland	Dec. 22, 1968
2	Jim Turner, N.Y. Jets	Dec. 20, 1969
2	Garo Yepremiam, Miami	Dec. 25, 1971
2	Jeff Jaeger, L.A. Raiders	Dec. 28, 1991
2	Al Del Greco, Houston	Jan. 16, 1994
2	Pete Stoyanovich, Miami	Dec. 31, 1994
2	Stephen Gostkowski, New England	Jan. 16, 2016

Pass Attempts (All 40+)

46	George Blanda, Houston	Dec. 23, 1962
46	Tom Brady, New England	Jan. 20, 2019
45	Andrew Luck, Indianapolis	Jan. 4, 2014
43	Warren Moon, Houston	Jan. 16, 1994
42	Neil O'Donnell, Pittsburgh	Jan. 8, 1994
42	Tom Brady, New England	Jan. 16, 2016
40	Joe Namath, N.Y. Jets	Dec. 20, 1969

Pass Completions

32	Warren Moon, Houston	Jan. 16, 1994
31	Peyton Manning, Indianapolis	Jan. 6, 2007
30	Tom Brady, New England	Jan. 20, 2019
29	Andrew Luck, Indianapolis	Jan. 4, 2014
28	Tom Brady, New England	Jan. 16, 2016
25	Joe Flacco, Baltimore	Jan. 9, 2011

Passing Yards (All 300+)

443	Andrew Luck, Indianapolis	Jan. 4, 2014
348	Tom Brady, New England	Jan. 20, 2019
345	Daryle Lamonica, Oakland	Dec. 22, 1968
306	Warren Moon, Houston	Jan. 16, 1994
304	Peyton Manning, Indianapolis	Jan. 11, 2004
302	Tom Brady, New England	Jan. 16, 2016

Long Pass

69	Jack Kemp to Elbert Dubenion, Buffalo	Jan. 1, 1967

Touchdown Passes

5	Daryle Lamonica, Oakland	Dec. 22, 1968
4	Andrew Luck, Indianapolis	Jan. 4, 2014
3	Pat Ryan, N.Y. Jets	Dec. 28, 1986
3	Jim Kelly, Buffalo	Jan. 5, 1992
3	Neil O'Donnell, Pittsburgh	Jan. 8, 1994
3	Peyton Manning, Indianapolis	Jan. 11, 2004

Interceptions Thrown

5	George Blanda, Houston	Dec. 23, 1962
4	Todd Marinovich, L.A. Raiders	Dec. 28, 1991
4	Brian Hoyer, Houston	Jan. 9, 2016
3	Joe Namath, N.Y. Jets	Dec. 20, 1969
3	Daryle Lamonica, Oakland	Jan. 4, 1970
3	Jim Kelly, Buffalo	Jan. 5, 1992
3	Peyton Manning, Indianapolis	Jan. 6, 2007
3	Andrew Luck, Indianapolis	Jan. 4, 2014

Rushing Attempts

33	Thurman Thomas, Buffalo	Jan. 23, 1994
31	Freeman McNeil, N.Y. Jets	Dec. 28, 1986
30	Le'Veon Bell, Pittsburgh	Jan. 15, 2017
29	Sony Michel, New England	Jan. 20, 2019
26	Edgerrin James, Indianapolis	Jan. 11, 2004
25	Leroy Thompson, Pittsburgh	Jan. 8,1993
25	Terrell Davis, Denver	Jan. 4, 1998
25	Joseph Addai, Indianapolis	Jan. 6, 2007

Rushing Yards (All 100+)

186	Thurman Thomas, Buffalo	Jan. 23, 1994
170	Le'Veon Bell, Pittsburgh	Jan. 15, 2017
156	Derrick Henry, Tennessee	Jan. 6, 2018
135	Freeman McNeil, N.Y. Jets	Dec. 28, 1986
125	Edgerrin James, Indianapolis	Jan. 11, 2004
122	Joseph Addai, Indianapolis	Jan. 6, 2007
119	Marion Butts, San Diego	Jan. 2, 1993
113	Sony Michel, New England	Jan. 20, 2019
107	Nick Bell, L.A. Raiders	Dec. 28, 1991
101	Terrell Davis, Denver	Jan. 4, 1998
100	Thurman Thomas, Buffalo	Jan. 5, 1992

Rushing Touchdowns

3	Thurman Thomas, Buffalo	Jan. 23, 1994
2	Elijah Pitts, Green Bay	Jan. 15, 1967
2	Freeman McNeil, N.Y. Jets	Dec. 28, 1986
2	Terrell Davis, Denver	Jan. 4, 1998
2	Edgerrin James, Indianapolis	Jan. 11, 2004
2	Rex Burkhead, New England	Jan. 20, 2019
2	Sony Michel, New England	Jan. 20, 2019

Long Run

54	Marion Butts, San Diego	Jan. 2, 1993

Pass Receptions

13	T.Y. Hilton, Indianapolis	Jan. 4, 2014
10	Todd Heap, Baltimore	Jan. 9, 2011
10	Julian Edelman, New England	Jan. 16, 2016
9	Haywood Jeffires, Houston	Jan. 16, 1994
9	Dallas Clark, Indianapolis	Jan. 6, 2007
8	Charles Smith, Oakland	Jan. 4, 1970
7	Max McGee, Green Bay	Jan. 15, 1967
7	Fred Biletnikoff, Oakland	Dec. 22, 1968

7	John Henderson, Minnesota	Jan. 1, 1970
7	Paul Warfield, Miami	Dec. 25, 1971
7	Jeff Graham, Pittsburgh	Jan. 8, 1994
7	Joseph Addai, Indianapolis	Jan. 6, 2007
7	Rob Gronkowski, New England	Jan. 16, 2016
7	Julian Edelman, New England	Jan. 20, 2019

Receiving Yards (All 100+)

224	T.Y. Hilton, Indianapolis	Jan. 4, 2014
180	Fred Biletnikoff, Oakland	Dec. 22, 1968
140	Paul Warfield, Miami	Dec. 25, 1971
138	Max McGee, Green Bay	Jan. 15, 1967
127	Bobby Burnett, Buffalo	Jan. 11, 1967
111	John Henderson, Minnesota	Jan. 11, 1970
108	Todd Heap, Baltimore	Jan. 9, 2011
108	Antonio Brown, Pittsburgh	Jan. 15, 2017
103	Dallas Clark, Indianapolis	Jan. 6, 2007
100	Andre Reed, Buffalo	Jan. 5, 1992
100	Julian Edelman, New England	Jan. 16, 2016

Touchdown Receptions

3	Fred Biletnikoff, Oakland	Dec. 22, 1968
2	Max McGee, Green Bay	Jan. 15, 1967
2	Warren Wells, Oakland	Dec. 22, 1968
2	Andre Reed, Buffalo	Jan. 5, 1992
2	T.Y. Hilton, Indianapolis	Jan. 4, 2014
2	Rob Gronkowski, New England	Jan. 16, 2016

Interceptions Made

2	Kirby Jackson, Buffalo	Jan. 5, 1992

Long Interception Return

50	Willie Wood, Green Bay	Jan. 15, 1967

Long Punt Return

26	Russell Copeland, Buffalo	Jan. 23, 1994

Long Kickoff Return

52	George Atkinson, Oakland	Jan. 4, 1970

Long Punt

64	Reggie Roby, Miami	Jan. 5, 1991

Long Field Goal (All 50+)

58	Pete Stoyanovich, Miami	Jan. 5, 1991
50	Adam Vinatieri, Indianapolis	Jan. 6, 2007

Sacks

3	Gerald Williams, Pittsburgh	Jan. 8, 1994
3	Whitney Mercilus, Houston	Jan. 9, 2016