



2014
PHILADELPHIA EAGLES
MEDIA GUIDE



Philadelphia Eagles

2014 Schedule



Contacts: Derek Boyko, Ryan Nissan, Brett Strohsacker, Anthony Bonagura, Alex Zerkel, James McDonald

2014 SCHEDULE AND RESULTS

PRESEASON

Friday	August 8	at Chicago	8:00 pm (6ABC)
Friday	August 15	at New England	7:30 pm (6ABC)
Thursday	August 21	Pittsburgh	7:30 pm (6ABC)
Thursday	August 28	NY Jets	7:00 pm (6ABC)

REGULAR SEASON

Sunday	September 7	Jacksonville	1:00 pm (CBS)
Monday	September 15	at Indianapolis	8:30 pm (ESPN, 6ABC)
Sunday	September 21	Washington	1:00 pm (FOX)
Sunday	September 28	at San Francisco	4:25 pm (FOX)
Sunday	October 5	St. Louis	1:00 pm (FOX)
Sunday	October 12	New York Giants	8:30 pm (NBC)
Sunday	October 19	BYE	
Sunday	October 26	at Arizona	4:05 pm (FOX)
Sunday	November 2	at Houston	1:00 pm (FOX)
Monday	November 10	Carolina	8:30 pm (ESPN, 6ABC)
Sunday	November 16	at Green Bay	1:00 pm (FOX)
Sunday	November 23	Tennessee	1:00 pm (CBS)
Thursday	November 27	at Dallas	4:30 pm (FOX)
Sunday	December 7	Seattle	4:25 pm (FOX)
Sunday	December 14	Dallas	8:30 pm (NBC)
Saturday	December 20	at Washington	TBD (NLFN or CBS)
Sunday	December 28	at New York Giants	1:00 pm (FOX)

POSTSEASON

Wild Card Playoffs (ESPN/NBC/CBS/FOX)	January 3-4
Divisional Playoffs (CBS/FOX/NBC)	January 11-12
AFC/NFC Championship Games (CBS/FOX)	January 18
Pro Bowl (Phoenix, Arizona) (ESPN)	January 25
Super Bowl 49 (University of Phoenix Stadium,AZ) (NBC)	February 1

TEAM INFORMATION

Mailing Address: Philadelphia Eagles, NovaCare Complex

One NovaCare Way, Philadelphia, PA 19145

Stadium: Lincoln Financial Field, Natural Grass

Phone: 215-463-2500


Website: PhiladelphiaEagles.com

Team Colors: Midnight Green (PMS 316), Silver, Black and White

Training Camp: NovaCare Complex, Philadelphia, PA

Ticket Office: 215-463-5500

BACK TO FOOTBALL



A real-time version of the Eagles media guide is available online at PhiladelphiaEagles.com by clicking MEDIA GUIDE under the TEAM tab on the home page. The media guide is updated on a daily basis by the Eagles media relations staff.

Philadelphia Eagles

2014 Training Camp Information



The Philadelphia Eagles announced their full training camp schedule for this summer which begins with all players reporting to the NovaCare Complex on Friday, July 25. This year's training camp features three open practices, including one on Sunday, August 10 at historic Franklin Field, the home of the Eagles from 1958-70. "We are looking forward to another summer of Eagles football in Philadelphia," said Eagles President Don Smolenski. "We remain committed to providing our fans a fun atmosphere as they get an up-close look at our team, including what we think will be a special day at Franklin Field."

There will be additional private practices held at the NovaCare Complex that will be open to a limited number of Eagles season ticket members randomly selected from every section of the stadium. Start times for the open practices are slated for 12:15 pm, while the practice sessions at the NovaCare Complex are scheduled to begin at 11:45 pm.

FAN ACTIVITIES AT PRACTICE WILL INCLUDE:

- **Player Autographs and Post-Practice Field Access** – Every fan entering Lincoln Financial Field and Franklin Field will receive a scratch-off ticket. "Winning" tickets will reveal either an opportunity to receive player autographs or access the field to take pictures (field access only at Lincoln Financial Field). Fans who are awarded with these tickets will be directed to the designated areas at the conclusion of practice
- **Alumni Autographs** – Former Eagles greats will be on hand to sign autographs in the HeadHouse Plaza before practice and also on the main concourse during practice
- **Family Entertainment** – There will be music, face-painting artists, appearances from the Eagles Pep Band, SWOOP and Eagles Cheerleader entertainment in the HeadHouse Plaza

SPECIAL EVENT DAYS

- **Monday, July 28** – Presented by Dietz & Watson, members of the military will be selected by the USO to enjoy a special military appreciation reception featuring complimentary food and drink, reserved seating in the SCA Club and special fan experiences
- **Sunday, August 10** – The Eagles will return to their former home, Franklin Field, for a day of practice. Franklin Field, located on the University of Pennsylvania campus, played host to the Eagles from 1958-70. Prior to the start of practice, Eagles alumni will be honored on the field

TRAINING CAMP PARTNER

Sports Authority is the official presenting sponsor of Philadelphia Eagles Training Camp and will run an in-store promotion throughout the NFL season. Prizes include a VIP road trip to an Eagles away game, VIP experiences at the NovaCare Complex and Sports Authority gift cards.



LINCOLN FINANCIAL FIELD / FRANKLIN FIELD TRAINING CAMP INFO

Public Practice Dates (every practice to begin at 12:15 pm)

- Monday, July 28 (Lincoln Financial Field)
- Sunday, August 3 (Lincoln Financial Field)
- Sunday, August 10 (Franklin Field)

Ticket Information

- The two open practices at Lincoln Financial Field will be free of charge and general admission. Unlike last year, these two practices will not require a ticket for entry
- Without tickets, seating at Lincoln Financial Field will be on a first-come, first-serve basis
- The practice at Franklin Field is also free of charge but will require a ticket for entry. Those tickets can be reserved starting Wednesday, July 16 at 10 am by logging onto PennAthletics.com/Eagles (limit of six tickets per entry)
- Ticketing questions for the Franklin Field practice can be answered by calling 215-898-6151 or emailing tickets@pobox.upenn.edu

Training Camp Hotline and Website

- Please call the Eagles Training Camp Hotline at 215-320-5160 or visit the Eagles Training Camp Website at philadelphiaeagles.com/news/training-camp.html for updates on practice and other events at training camp

Parking, Entry to Stadium and Concessions

- Parking for the two open practices at Lincoln Financial Field will be free with lots opening at 9:00 am
- For the open practice at Franklin Field, the Eagles and University of Penn strongly encourage fans to use SEPTA. Fans that opt to drive will have to utilize either paid lots or parking kiosks in the surrounding areas
- The HeadHouse Plaza will open before practice at 10 am and the interior gates will open at 11 am. All fans should enter the stadium through the Northeast and Xfinity gates only
- For fans attending the open practice at Franklin Field, the entry points will be located on 33rd Street and South Street
- Concessions will be available inside the stadium. No alcoholic beverages will be sold

Rain Plan

- If practice is forced to move away from Lincoln Financial Field or Franklin Field on one of these days due to weather, the Eagles will communicate this message as soon as a decision is made. Fans can access this information by calling the Eagles Training Camp Hotline, logging onto PhiladelphiaEagles.com and following @Eagles on Twitter. In addition, the team will communicate this information through its e-mail database and all its social media platforms
- Due to scheduling conflicts, there will be no re-scheduling of training camp practices at Lincoln Financial Field or Franklin Field

Clear Bag Policy

To continue to provide a safe environment for the public as well as to expedite fan entry upon arrival, the NFL clear bag policy will be in effect for all three open practices. Fans are encouraged to limit the number of items they bring with them to the stadium. For more info on the types of bags allowed, please visit lincolffinancialfield.com/security



Philadelphia Eagles

2014 Training Camp Information



TRAINING CAMP PRACTICE AND MEDIA SCHEDULE

Fri, July 25 Full team reports to NovaCare
 Sat, July 26 Practice - Chip Kelly
 Sun, July 27 Practice - Bill Davis
Mon, July 28 Practice at LFF - Chip Kelly
 Tue, July 29 Day Off
 Wed, July 30 Practice - Chip Kelly
 Thu, July 31 Practice - Pat Shurmur
 Fri, August 1 Practice - Chip Kelly
 Sat, August 2 Off Day
Sun, August 3 Practice at LFF - Chip Kelly
 Mon, August 4 Practice - Bill Davis
 Tue, August 5 Practice - Chip Kelly
 Wed, August 6 Practice - Pat Shurmur
 Thu, August 7 Practice - Chip Kelly
 *Fri, August 8 (8 pm) Eagles at Chicago Bears
 Sat, August 9 Off Day
Sun, August 10 Practice at Franklin Field - Chip Kelly
 Mon, August 11 Practice - Bill Davis and Pat Shurmur
 Tue, August 12 (2 pm) Practice at New England - Chip Kelly
 Wed, August 13 (2 pm) Practice at New England - Chip Kelly
 Thu, August 14 (Time TBD) Practice at New England
 *Fri, August 15 (7:30 pm) Eagles at New England Patriots
 Sat, August 16 Off Day

Sun, August 17 Practice - Chip Kelly
 Mon, August 18 Practice - Bill Davis
 Tue, August 19 Practice - Pat Shurmur
 Wed, August 20 Practice - Chip Kelly
 *Thu, August 21 (7:30 pm) Eagles vs. Pittsburgh Steelers
 Fri, August 22 Off Day
 Sat, August 23 Practice - Chip Kelly
 Sun, August 24 Practice - Bill Davis
 Mon, August 25 Practice - Chip Kelly
 Tue, August 26 Practice - Pat Shurmur
 Wed, August 27 Practice - Chip Kelly
 *Thu, August 28 (7 pm) Eagles vs. New York Jets

Notes:

- All full-team practices at the NovaCare Complex begin at 11:45 am
- All full-team practices at the Lincoln Financial Field and Franklin Field begin at 12:15 pm
- Designated coaches will be available prior to practice on days listed. Players will be available after every practice unless otherwise noted

* = preseason game

GENERAL MEDIA INFORMATION & GUIDELINES

Credentials

All media attending practice at NovaCare, Lincoln Financial Field and Franklin Field need to have an Eagles Training Camp credential on them at all times. Credentials should be picked up in advance of Eagles Training Camp. Please contact Ryan Nissan about obtaining a pass.

MEDIA INFORMATION FOR TRAINING CAMP PRACTICES AT THE NOVACARE COMPLEX

Practice

- From July 26 - August 14 (through Week 2 of the preseason): Media will be permitted to cover practice in its entirety with cameras available to shoot approximately the first 20 minutes of each practice session
- Beginning August 17 (after Week 2 of the preseason): All media (including cameras) will be permitted to watch and shoot just the first 20 minutes of practice

Parking

- On days where fans are attending practice...All media should park in the Naval Parking lot adjacent to the NovaCare Complex. All SAT trucks can park in the normal area in front of the building. For space reasons, the NovaCare parking lot will only be open to players, coaches and Eagles staff on those days

Player and Coach Availability

All media availability with players and coaches will take place after practice in a designated area. Please funnel all coach interview requests through Derek Boyko and all player interview requests through Ryan Nissan and Alex Zerkel.

Eagles Media Relations Department

Derek Boyko, Ryan Nissan, Brett Strohsacker, Anthony Bonagura, Alex Zerkel and James McDonald can be reached at 215-463-0984.

MEDIA INFORMATION FOR PRACTICES AT LINCOLN FINANCIAL FIELD & FRANKLIN FIELD

Practice

- All open practices: Media will be permitted to cover practice in its entirety with cameras available to shoot approximately the first 20 minutes of each practice session
- At LFF, players will be available following practice in the hallway outside of the home locker room. At Franklin Field, players will be available in a designated area on the field
- When made available at LFF, Coach Kelly will speak in the home press conference room. At Franklin Field, Kelly will speak in a designated area on the field

Parking

- For LFF, all media should park in the J Lot and then proceed to the normal media check-in gate (same as gameday)
- For Franklin Field, there will be no designated media parking. The Eagles and University of Penn strongly encourage the use of SEPTA. Individuals that opt to drive will have to utilize either paid lots or parking kiosks in the surrounding areas


2014 NFL STANDINGS AND SCHEDULE

NFC EAST	W	L	T	Div	Conf	Wk 1	Wk 2	Wk 3	Wk 4	Wk 5	Wk 6	Wk 7	Wk 8	Wk 9	Wk 10	Wk 11	Wk 12	Wk 13	Wk 14	Wk 15	Wk 16	Wk 17
Philadelphia	0	0	0	0-0	0-0	JAX	at Ind	WAS	at SF	STL	NYG	[BYE]	at Arz	at Hou	CAR	at GB	TEN	at Dal	SEA	DAL	at Was	at NYG
Dallas	0	0	0	0-0	0-0	SF	at Ten	at Stl	NO	HOU	at Sea	NYG	WAS	ARZ	at Jax	[BYE]	at NYG	PHI	at Chi	at Phi	IND	at Was
NY Giants	0	0	0	0-0	0-0	at Det	ARZ	HOU	at Was	ATL	at Phi	TEN	[BYE]	IND	at Sea	SF	DAL	at Jax	at Ten	WAS	at Stl	PHI
Washington	0	0	0	0-0	0-0	at Hou	JAX	at Phi	NYG	SEA	at Arz	TEN	at Dal	at Min	[BYE]	TB	at SF	at Ind	STL	at NYG	PHI	DAL
NFC NORTH	W	L	T	Div	Conf																	
Green Bay	0	0	0	0-0	0-0	at Sea	NYJ	at Det	at Chi	MIN	at Mia	CAR	at NO	[BYE]	CHI	PHI	at Min	NE	ATL	at Buf	at TB	DET
Chicago	0	0	0	0-0	0-0	BUF	at SF	at NYJ	GB	at Car	at Atl	MIA	at NE	[BYE]	at GB	MIN	TB	at Det	DAL	NO	DET	at Min
Detroit	0	0	0	0-0	0-0	NYG	at Car	GB	at NYJ	BUF	at Min	NO	at Atl	[BYE]	MIA	at Arz	at NE	CHI	TB	MIN	at Chi	at GB
Minnesota	0	0	0	0-0	0-0	at Stl	NE	at NO	ATL	at GB	DET	at Buf	at TB	WAS	[BYE]	at Chi	GB	CAR	NYJ	at Det	at Mia	CHI
NFC SOUTH	W	L	T	Div	Conf																	
Carolina	0	0	0	0-0	0-0	at TB	DET	PIT	at Bal	CHI	at Cin	at GB	SEA	NO	at Phi	ATL	[BYE]	at Min	at NO	TB	CLE	at Atl
New Orleans	0	0	0	0-0	0-0	at Atl	at Cle	MIN	at Dal	TB	[BYE]	at Det	GB	at Car	SF	CIN	BAL	at Pit	CAR	at Chi	ATL	at TB
Atlanta	0	0	0	0-0	0-0	NO	at Cin	TB	at Min	at NYG	CHI	at Bal	DET	[BYE]	at TB	at Car	CLE	ARZ	at GB	PIT	at NO	CAR
Tampa Bay	0	0	0	0-0	0-0	CAR	STL	at Atl	at Pit	at NO	BAL	[BYE]	MIN	at Cle	ATL	at Was	at Chi	CIN	at Det	at Car	GB	NO
NFC WEST	W	L	T	Div	Conf																	
Seattle	0	0	0	0-0	0-0	GB	at SD	DEN	[BYE]	at Was	DAL	at Stl	at Car	OAK	NYG	at KC	ARZ	at SF	at Phi	SF	at Arz	STL
San Francisco	0	0	0	0-0	0-0	at Dal	CHI	at Arz	PHI	KC	at Stl	at Den	[BYE]	STL	at NO	at NYG	WAS	SEA	at Oak	at Sea	SD	ARZ
Arizona	0	0	0	0-0	0-0	SD	at NYG	SF	[BYE]	at Den	WAS	at Oak	PHI	at Dal	STL	DET	at Sea	at Atl	KC	at Stl	SEA	at SF
St. Louis	0	0	0	0-0	0-0	MIN	at TB	DAL	[BYE]	at Phi	SF	SEA	at KC	at SF	at Arz	DEN	SD	OAK	at Was	ARZ	NYG	at Sea
AFC EAST	W	L	T	Div	Conf																	
New England	0	0	0	0-0	0-0	at Mia	at Min	OAK	at KC	CIN	at Buf	NYJ	CHI	DEN	[BYE]	at Ind	DET	at GB	at SD	MIA	at NYJ	BUF
NY Jets	0	0	0	0-0	0-0	OAK	at GB	CHI	DET	at SD	DEN	at NE	BUF	at KC	PIT	[BYE]	at Buf	MIA	at Min	at Ten	NE	at Mia
Miami	0	0	0	0-0	0-0	NE	at Buf	KC	at Oak	[BYE]	GB	at Chi	at Jax	SD	at Det	BUF	at Den	at NYJ	BAL	at NE	MIN	NYJ
Buffalo	0	0	0	0-0	0-0	at Chi	MIA	SD	at Hou	at Det	NE	MIN	at NYJ	[BYE]	KC	at Mia	NYJ	CLE	at Den	GB	at Oak	at NE
AFC NORTH	W	L	T	Div	Conf																	
Cincinnati	0	0	0	0-0	0-0	at Bal	ATL	TEN	[BYE]	at NE	CAR	at Ind	BAL	JAX	CLE	at NO	at Hou	at TB	PIT	at Cle	DEN	at Pit
Pittsburgh	0	0	0	0-0	0-0	CLE	at Bal	at Car	TB	at Jax	at Cle	HOU	IND	BAL	at NYJ	at Ten	[BYE]	NO	at Cin	at Atl	KC	CIN
Baltimore	0	0	0	0-0	0-0	CIN	PIT	at Cle	CAR	at Ind	at TB	ATL	at Cin	at Pit	TEN	[BYE]	at NO	SD	at Mia	JAX	at Hou	CLE
Cleveland	0	0	0	0-0	0-0	at Pit	NO	BAL	[BYE]	at Ten	PIT	at Jax	OAK	TB	at Cin	HOU	at Atl	at Buf	IND	CIN	at Car	at Bal
AFC SOUTH	W	L	T	Div	Conf																	
Indianapolis	0	0	0	0-0	0-0	at Den	PHI	at Jax	TEN	BAL	at Hou	CIN	at Pit	at NYG	[BYE]	NE	JAX	WAS	at Cle	HOU	at Dal	at Ten
Tennessee	0	0	0	0-0	0-0	at KC	DAL	at Cin	at Ind	CLE	JAX	at Was	HOU	[BYE]	at Bal	PIT	at Phi	at Hou	NYG	NYJ	at Jax	IND
Jacksonville	0	0	0	0-0	0-0	at Phi	at Was	IND	at SD	PIT	at Ten	CLE	MIA	at Cin	DAL	[BYE]	at Ind	NYG	HOU	at Bal	TEN	at Hou
Houston	0	0	0	0-0	0-0	WAS	at Oak	at NYG	BUF	at Dal	IND	at Pit	at Ten	PHI	[BYE]	at Cle	CIN	TEN	at Jax	at Ind	BAL	JAX
AFC WEST	W	L	T	Div	Conf																	
Denver	0	0	0	0-0	0-0	IND	KC	at Sea	[BYE]	ARZ	at NYJ	SF	SD	at NE	at Oak	at Stl	MIA	at KC	BUF	at SD	at Cin	OAK
Kansas City	0	0	0	0-0	0-0	TEN	at Den	at Mia	NE	at SF	[BYE]	at SD	STL	NYJ	at Buf	SEA	at Oak	DEN	at Arz	OAK	at Pit	SD
San Diego	0	0	0	0-0	0-0	at Arz	SEA	at Buf	JAX	NYJ	at Oak	KC	at Den	at Mia	[BYE]	OAK	STL	at Bal	NE	DEN	at SF	at KC
Oakland	0	0	0	0-0	0-0	at NYJ	HOU	at NE	MIA	[BYE]	SD	ARZ	at Cle	at Sea	DEN	at SD	KC	at Stl	SF	at KC	BUF	at Den

Bolded and Underlined Opponent - win ... d - clinched division title ... p - clinched playoff berth ... e - eliminated from playoff contention

Jeffrey Lurie

Chairman and Chief Executive Officer



Jeffrey Lurie, longtime Eagles owner and chairman, is defined by his accomplishments both on and off the field - accomplishments which when taken together reveal how hard he has worked for excellence.

Taking over a football franchise in 1994 that made the playoffs just 14 times in a 62-year span (23%), the Eagles have been a perennial contender under Lurie, earning playoff berths in 12 of his 19 years as owner (63%). Off the field, his stewardship of Screen Pass Pictures has garnered two Academy Awards since 2010. And, under his guidance, the Eagles have become leaders with their charitable and environmental efforts in the community.

Along the way, Lurie has earned the respect of NFL's top hierarchy as he serves on the NFL's Finance Committee, Broadcast Committee, Stadium Committee, International Committee and the Super Bowl Advisory Committee.

The Eagles have a greater overall winning percentage and appeared in more playoff games (23) and won more (11) than any other ownership group in team history.

In 2013, Lurie hired renowned University of Oregon head coach Chip Kelly to be the 21st head coach in franchise history. Coach Kelly replaced Andy Reid, the all-time winningest coach in franchise history, who Lurie hired in 1999. In his first season, Kelly led the Eagles to the 2013 NFC East division title, setting franchise records in points (442), total net yards (6,676), touchdowns (53) and passing yards (4,406), while also turning the ball over fewer times (19) than any other squad in team history.

Later that year, Screen Pass Pictures earned its second Academy Award for *Inocente*, in the category of Best Documentary Short. Their first came in 2010 for *Inside Job* which earned the Academy Award for Best Documentary Feature.

One of Lurie's charitable endeavors was the creation of Eagles Youth Partnership (EYP), the team's non-profit, charitable wing. Since its inception in 1995, EYP has developed into one of the most innovative and dynamic non-profit organizations in Philadelphia, winning awards internationally for its sports philanthropy.

Eagles Youth Partnership won the coveted 2011 Sport Team of the Year Award by Beyond Sport, a global organization that promotes, develops and funds the use of sport to create positive social change across the world, for its campaigns "Tackling Breast Cancer" and "Go Green!".

The *Philadelphia Business Journal* honored the Eagles as one of Philadelphia's top charitable corporations in 2010. "That giving attitude made them a winner in every category of the Corporate Philanthropy Awards."

The "Go Green!" program serves to better the environment by creating and sustaining programs that improve the quality of life in the Philadelphia region, green the environment and reduce the team's impact on the planet. Lurie and Christina Weiss Lurie received the 2008 Ongoing Commitment Award from the Environmental Media Association for their efforts.

Lurie is a director of the NLM Family Foundation, which devotes much of its resources to autism research and education. NLM co-funded a short documentary film entitled *Autism Is A World* that received a nomination for a 2005 Academy Award.

BEHIND THE SCENES WITH LURIE ...



Favorite Philadelphia restaurants: Osteria, Tinto, Vernick, Barclay Prime, Le Virtu, Vietnam and Vietnam Cafe

Favorite Philadelphia breakfast spot: Honey's Sit N Eat

On your iPod: Ranges from The Doors to Bob Marley to Shakira

First concert attended: Beach Boys

Favorite player growing up: Bobby Orr

Favorite TV shows of all-time: *Hogan's Heroes*, *The Fugitive*, *24*

Favorite books: *The Kite Runner*, *Book of Daniel*

Favorite all-time movies: *The Great Escape*, *The Godfather Part II*

Favorite recent movie: *Silver Linings Playbook*

Favorite dog breeds: Bernese Mountain Dog, Wheaten Terrier

More recently, the Lurie Family Foundation was established with an emphasis on health issues, especially in the areas of autism and cancer research. The Foundation also supports documentaries addressing global issues through Screen Pass Pictures.

"Autism is one of the most under-funded conditions in the country, and we need to raise awareness," said Lurie. "Those who have autism are wonderful people, usually highly intelligent, sweet and caring. They are often unable to effectively communicate with others. A great deal more research needs to be done."

Prior to entering business, Lurie served as an adjunct assistant professor of social policy at Boston University. He earned a B.A. from Clark University, a master's degree in psychology from Boston University and a Ph.D in social policy from Brandeis University. Born on Sept. 8, 1951, Lurie has two children. He is married and resides in the Philadelphia area with his wife, Tina.

LURIE'S LANDMARKS



- Is the winningest owner in Eagles franchise history
- Eagles Youth Partnership earned the coveted 2011 Sport Team of the Year Award by Beyond Sport, a global organization that promotes, develops and funds the use of sport to create positive social change across the world. They were a finalist for the award in 2010
- Under his direction, the Eagles "Go Green!" program was launched and quickly became a ground-breaking initiative aimed at improving the environment by creating programs that improve the quality of life in the Philadelphia region, green the environment and reduce the team's impact on the region's resources
- Lurie's Screen Pass Pictures served as executive producers of *Inocente*, which earned an Academy Award for Best Short Documentary in 2013, and the 2010 documentary film *Inside Job*, which earned the Academy Award for Best Documentary Feature
- Lurie is a director of the NLM Family Foundation, which devotes much of its resources to autism research and education. NLM co-funded a short documentary film entitled *Autism Is A World* that received a nomination for a 2005 Academy Award
- The Lurie Family Foundation was also established by Lurie and Christina Weiss Lurie with an emphasis on health issues, especially in the areas of autism and cancer research

Don Smolenski

President



Don Smolenski, a longtime leader in the Eagles front office and a veteran sports executive, was named the club's president in June 2012. His promotion capped a steady rise through the executive ranks of the Eagles organization.

As President, Smolenski directs the club's business and strategic efforts, including sales, marketing, communications and operations. He is known for his collaborative, easygoing style, financial acumen and long-term view and for playing a key role in significant projects from the construction of Lincoln Financial Field to the club's internationally recognized environmental and philanthropic programs.

During his first year as President, Smolenski infused energy throughout the organization with his engaging leadership style. He embarked on a two-year, \$125 million revitalization plan to Lincoln Financial Field and aided Eagles chairman Jeffrey Lurie and general manager Howie Roseman on the team's search for a new head coach - a process that landed Oregon head coach Chip Kelly. He also spearheaded a plan that relocated the team's training camp to Philadelphia for the first time since 1943.

The stadium revitalization plan, like others, was a direct result of his numerous conversations with Eagles fans, an initiative that fuels Smolenski's drive as one of the key stewards of the franchise.

Smolenski is also a driving force in the team's environmental initiatives. Through its Go Green! program, the Eagles have emerged as a leader in environmental stewardship. The team has become a green leader in the sports industry through its conservation efforts, recycling programs, and use of renewable energy. In fact, his efforts have made Lincoln Financial Field one of the greenest sports stadium in the world with the installation of solar panels and wind turbines in 2012.

Smolenski joined the Eagles in 1998 as the club's Chief Financial Officer and was later promoted to Senior Vice President/Chief Financial Officer. In 2010 he was named the club's Chief Operating Officer.

Don is a member of the Greater Philadelphia Chamber of Commerce and sits on the board of the Philadelphia Sports Congress. He is the treasurer of Eagles Youth Partnership and is involved with Leadership Philadelphia, a non-profit organization that promotes leadership and community involvement in the city of Philadelphia.

Before joining the Eagles, Smolenski served as Chief Financial Officer for the International Hockey League, where he oversaw all league financial matters and played an integral role in the expansion of the league. Through the development of expansion models and the analysis of league performance models, Smolenski saw the league grow from 12 to 19 teams.

Smolenski began his career as a public accountant with Arthur Andersen.

An avid athlete and outdoor enthusiast, Smolenski has completed the Detroit, Pittsburgh and Boston Marathons, and recently completed his first triathlon. He earned his BA in biology from Amherst College and a Master's in accounting from the University of Hartford. Don and his wife, Karen, have two sons, Jake and Shane.

BEHIND THE SCENES ...



Favorite team growing up: Dallas Tornado

Favorite athlete growing up: Kyle Rote, Jr.

Biggest influence on your career: My wife

On your iPod: U2, Police

Favorite TV show of all-time: *The Simpsons*

Favorite Movie: *Star Wars*

Favorite Web Site: Philadelphiaeagles.com

If I was not in football, I'd be: A race car driver

Howie Roseman

General Manager



Howie Roseman is in his 15th season in Philadelphia and his fifth as the Eagles general manager after being promoted to his current post on January 29, 2010. Roseman spent the previous two seasons as the team's vice president of player personnel.

Known as one of the most aggressive general managers in the league, Roseman has earned a reputation for seeking any edge he can find to field the best team.

Roseman oversees the college and pro scouting departments, the team's medical, equipment, video and player development staffs, while serving as the steward of the salary cap.

He played a vital role assisting Eagles chairman Jeffrey Lurie in the team's search for a new head in 2013, which ultimately brought renowned Oregon coach Chip Kelly east to Philadelphia.

"He's one of the brightest young guys in the league," said Eagles chairman Jeffrey Lurie. "I'm very excited about what he brings to the table. He has assembled an excellent team around him. He's meticulous in his evaluations. He has great relationships with players, coaches and agents around the league."

Over the last couple of years, Roseman has configured what many observers have coined a strong scouting staff with a blend of experienced scouts and a young core of talent.

"You have to give him a lot of credit for that, because there are a lot of young guys who wouldn't do that," former NFL GM and current Eagles senior football advisor Tom Donahoe said. "They'd feel threatened by it. They would feel a little bit intimidated by it. But Howie's only interested in getting the best group of scouts that he can. He values our opinion. We don't always agree, but that's part of scouting."

In the first year of his new role in 2010, Roseman oversaw a major overhaul of the roster, making it one of the youngest in the NFL. That revamped Eagles squad earned an NFC East division championship.

His tenacity, creativity and ability to develop and nurture positive relationships in every part of his job has played a significant role in Roseman's ascent within the Eagles organization. He has an endless tank of energy that defines his personality and fuels his quest for a Super Bowl championship.

The youngest GM in the league, Roseman (39 years old) says it has been his dream to be an NFL general manager since he was a kid. "When I was 9 or 10 [years old], people would ask what I wanted to be when I grew up and I told them I wanted to be the general manager of an NFL team."

After relentlessly pursuing jobs in the front office of an NFL team, Roseman finally got his foot in the door with the Eagles in 2000 as salary cap/staff counsel, and eventually worked his way up to his dream job.

Roseman was elevated to director of football administration in 2003 and to vice president of football administration in 2006. In this role, Roseman worked in the personnel department evaluating players around the NFL and for the draft. He also represented the team to the NFL on contract, salary cap, and player personnel matters.

In 2007, Roseman was invited to participate in the NFL-Stanford Program for managers at the Stanford Graduate School of Business, a program developed by the NFL to promote development of leaders within the league.

Roseman is also active in the Philadelphia-area community, contributing to a variety of initiatives involving military and children. In fact, he was named Honorary Commander for the Joint Base McGuire-Dix-Lakehurst for his continued efforts with the military. His charitable endeavors have benefited the Alex's Lemonade Stand Foundation, the Boys & Girls Clubs of America, USA Football, Pop Warner and Cop Wheels.

Born in Brooklyn, NY, Roseman earned his bachelor's degree from the University of Florida before earning a JD degree from Fordham Law School. Howie and his wife, Mindy, reside in suburban Philadelphia with their four children.

BEHIND THE SCENES ...



Favorite teams growing up: NY Jets and NY Mets

Favorite athletes growing up: Keith Hernandez and Freeman McNeil

Biggest influence on your career: My family who instilled in me the attitude to never let anyone tell you that you can't do it

What's on your iPod: Classic rock and hip hop

Favorite TV shows of all-time: *Inside the NFL*, *NFL Matchup Show*, *Seinfeld*, *Cosby Show* and *Entourage*

Favorite Books: Any Bill Walsh book on football and books on strategic thinking

Favorite Movies: *Rocky*, *Beverly Hills Cop*, *Delta Force*, *Any Given Sunday*, *Naked Gun*, *A River Runs Through It*, *Inside Job* and *Hurt Locker*

Favorite Web sites: PhiladelphiaEagles.com, ESPN.com and ProFootballTalk.com

If I was not in football, I would be: Looking for a way to get into football

Chip Kelly

Head Coach

2nd year in NFL / 2nd in Philadelphia
College: New Hampshire



Chip Kelly was named head coach of the Philadelphia Eagles on January 16, 2013 after a successful four-year reign manning the sidelines at the University of Oregon.

In his first season in professional football, Kelly produced a 10-6 record and an NFC East championship, becoming just the second head coach in league history to win a division title in his first season in the NFL. Along the way, the Eagles set a plethora of team records, including points (442), total net yards (6,676), touchdowns (53), passing yards (4,406) and fewest turnovers (19). The Eagles also set an NFL record with 99 plays of 20+ yards and became the first team since the 1991 Buffalo Bills to lead the league in rushing while ranking last in time of possession.

His four-year tenure at Oregon produced a 46-7 (.868) overall record and transformed that university into one of the nation's premiere football destinations.

Amidst Kelly's meteoric rise, he became the first coach in Oregon's history to guide the program to three undisputed conference championships from 2009-12. Additionally, the Ducks made an appearance in a BCS Bowl game in each of Kelly's four seasons as head coach. In just Kelly's second season, Oregon earned a trip to the BCS National Championship game in 2010.

In his four seasons at Oregon, the Ducks scored a whopping 44.7 points per game. They also led the FBS in big plays, including 25-yard passing plays (220) and 25-yard rushes (110).

His 2012 Ducks squad finished 12-1 and ranked fourth in total offense accumulating nearly 7,000 yards while scoring an average of 49.6 points per game. They rushed for 315.2 yards per game while ranking fifth, averaging 537.4 total yards.

Known as a football junkie, Kelly has a matter-of-fact leadership style in addition to his mastery of the spread offense. Following Oregon's run at a potential national title in 2010, Kelly's leadership was recognized with a multitude of Coach of the Year awards from outlets such as *Associated Press*, *Sporting News*, The Walter Camp Football Foundation, and other postseason titles including the Eddie Robinson Coach of the Year, AFCA Coach of the Year, and Pac-10 Coach of the Year.

KELLY'S HEAD COACHING RECORD

COLLEGE

2009	Oregon	10-3 (.769)	Rose Bowl-L
2010	Oregon	12-1 (.923)	BCS Championship-L
2011	Oregon	12-2 (.857)	Rose Bowl-W
2012	Oregon	12-1 (.923)	Fiesta Bowl-W

COLLEGE TOTALS 46-7 (.868) 2-2

NFL

2013 Philadelphia 10-6 (.625) Playoffs (0-1), 1st in NFC East

KELLY'S COACHING TIMELINE

1990	Columbia	Defensive Backs/ Special Teams (Freshman)
1991	Columbia	Outside Linebackers/ Strong Safeties (Varsity)
1992	New Hampshire	Running Backs
1993	Johns Hopkins	Defensive Coordinator
1994-96	New Hampshire	Running Backs
1997-98	New Hampshire	Offensive Line
1999-2006	New Hampshire	Offensive Coordinator
2007-08	Oregon	Offensive Coordinator
2009-12	Oregon	Head Coach
2013-	Philadelphia	Head Coach

Prior to taking over as Oregon's head coach, Kelly spent two seasons as the team's offensive coordinator. In his first season leading the team's offense, the Ducks were forced into playing four different starting quarterbacks during the final four games of 2007. Kelly's plug-and-play style was cemented when the team had an impressive 56-21 Sun Bowl victory over South Florida.

Before joining Oregon's program, Kelly served as New Hampshire's offensive coordinator and quarterbacks coach from 1999-2006. His offenses at his alma mater averaged better than 400 yards of total offense in seven of his eight seasons and more than 30 points per game in his final four years. As a result, three Wildcat players received first-team All-America acclaim each of his last two seasons in the Granite State. In 2006, junior QB Ricky Santos earned the Walter Payton Award as the most outstanding players in FCS.

Ironically, Kelly got his first taste of coaching in the college ranks on the defensive side of the ball with Columbia in 1990. And in 1993, he was named the defensive coordinator at Johns Hopkins.

A product of the University of New Hampshire, Kelly earned a bachelor's degree in physical education. He played quarterback and defensive back for legendary coach Bill Bowes at UNH from 1981-84.

The third of four boys, Kelly attended Manchester (NH) Central High School and starred in football and track. Kelly, whose first love was hockey, played in the Manchester Regional Youth Hockey Association, and also made time for the local CYO basketball team.

Charles Kelly was born in Dover, NH, on November 25, 1963 and is the son of Paul and Jean Kelly. Paul is a retired trial lawyer.

Coaching Capsules

Assistant Coaches



PAT SHURMUR Offensive Coordinator

12th year in Philadelphia



- In 2013, led an offense that set Eagles records in points (442), yards (6,676), TDs (53) and passing yards (4,406)
- Previously coached 10 seasons in Philadelphia as tight ends coach (1999-2001) and quarterbacks coach (2002-08)
- Was head coach of the Cleveland Browns (2011-12) and offensive coordinator of the St. Louis Rams (2009-10)
- As Rams offensive coordinator, Sam Bradford earned NFL offensive rookie of the year honors in 2010 and Steven Jackson led NFL in rushing in 2009
- In Philadelphia, helped guide Donovan McNabb to three Pro Bowl berths
- His uncle, the late Fritz Shurmur, was a legendary NFL defensive coordinator
- Coached 11 seasons in college at his alma mater Michigan State (1988-97) and at Stanford (1998)

BILL DAVIS Defensive Coordinator

2nd year in Philadelphia



- In first season in Philly, tied for third in the NFL with 12 games of holding their opponents to 21 points or less and ranked T-3rd in the NFL with 31 takeaways
- Served as defensive coordinator of Arizona Cardinals (2009-10) and San Francisco 49ers (2005-06)
- Most recently was the linebackers coach in Cleveland under Pat Shurmur (2011-12)
- In 21-year NFL coaching career, worked under some of the game's best defensive minds in Dom Capers, Bill Cowher, Vic Fangio, Dick LeBeau, Mike Nolan, Wade Phillips and Marvin Lewis
- Coached 8 Pro Bowlers: Keith Brooking, Darnell Dockett, Kevin Greene, Walt Harris, Lamar Lathon, Dominique Rodgers-Cromartie, Antrel Rolle and Adrian Wilson
- His father, Bill, Sr., spent 13 seasons in NFL as coach and executive including two stints in Philadelphia. He was the Eagles VP of Player Personnel from 1988-89

DAVE FIPP Special Teams Coordinator

2nd year in Philadelphia



- In 2013, P Donnie Jones set team records in net punting avg (40.5), single-game net punting avg (50.7) and punts in-the-20 (33)
- Spent 2011-12 with Miami Dolphins as assistant special teams coach. Those units ranked 2nd (2011) and 4th (2012) in Rick Gosselin's rankings
- Served in same capacity for the San Francisco 49ers (2008-10)
- Prior to joining NFL, coached in college for 10 years at San Jose St., Nevada, Cal Poly, Holy Cross and his alma mater, Arizona
- Walked on at Arizona and played from 1994-97 as a safety and special teamer

GREG AUSTIN Assistant Offensive Line

2nd year in Philadelphia



- Served as a graduate assistant under Chip Kelly at Oregon (2011-12)
- An offensive lineman at Nebraska (2003-06), started 10 games at left guard in 2005
- Garnered All-Big 12 Academic recognition (2004-05) and earned master's degree in sports management from Central Florida

JERRY AZZINARO Defensive Line/Asst. Head Coach

2nd year in Philadelphia



- Worked as the defensive line coach for Oregon (2009-12)
- Helped two-time All-Pac 12 honoree Dion Jordan, the 3rd pick in 2013 draft by Miami
- Tutored Eagles DE Vinny Curry at Marshall and DE Dwight Freeney at Syracuse
- Was defensive coordinator at Duke (2004-06), UMass (1994, 1997) and at his alma mater, American International (1987-91)

BOB BICKNELL Wide Receivers

2nd year in Philadelphia



- Spent six seasons as an assistant in NFL with Buffalo and Kansas City, tutoring Stevie Johnson in Buf. and Brian Waters in KC

- Coached 8 seasons in NFL Europe (1998-2005) and helped his teams earn three World Bowl championships
- Served as Temple's O-line coach in 2006
- Father, Jack, was head coach at Boston College and in NFL Europe. Brother, Jack, Jr., is asst. O-line coach for the Dolphins

MICHAEL CLAY Defensive Quality Control

1st year in Philadelphia



- Earned 2nd-team All-Pac 12 honors as a senior linebacker at Oregon in 2012, posting 101 tackles and 3 sacks
- Signed as a rookie free with the Miami Dolphins in 2013

MIKE DAWSON Assistant Defensive Line

2nd year in Philadelphia



- Worked as Eagles defensive quality control coach in 2013
- Served as special teams coach for Boston College (2009-11). Also coached in college at Akron, New Hampshire, Pittsburgh, Maine and his alma mater UMass-Lowell

MATT HARPER Assistant Special Teams

2nd year in Philadelphia



- Worked as a coaching intern and graduate assistant at Oregon from 2009-12
- Played two seasons as a safety at Oregon (2006-07) after transferring from the City College of San Francisco
- Son of two-time Nebraska All-America DE and 11-year NFL vet Willie Harper

JOHN LOVETT Defensive Backs

2nd year in Philadelphia



- Has served as a defensive coordinator for Maine, Cincinnati, Auburn, Clemson, Bowling Green and Miami, FL
- Served as special teams coordinator at North Carolina from 2007-08
- Spent one season in NFL in 1984 as the NY Jets defensive quality control coach
- A linebacker at C.W. Post, was inducted into the school's Hall of Fame in 2008

Coaching Capsules

Assistant Coaches



TODD LYGT Assistant Defensive Backs

2nd year in Philadelphia



- A 12-year NFL cornerback with an All-Pro selection, a Pro Bowl berth, a Super Bowl ring and 37 career INTs on his resume
- Played at Notre Dame (1987-90) and in NFL with Rams (1991-2000) and Lions (2001-02). Was a member of St. Louis Super Bowl XXXIV squad, who beat Titans
- Played on the Fighting Irish's 1988 undefeated National Championship squad
- Worked as coaching intern with Oregon from 2011-12 after serving as DBs coach at Bishop Gorman HS in Nevada, who won back-to-back state champions in 2009-10

BILL McGOVERN Outside Linebackers

2nd year in Philadelphia



- Joined Eagles in 2013 after 12-year stint as Boston College's linebacker coach, including last four as defensive coordinator
- Helped guide two linebackers to ACC defensive player of the year honors: Mark Herzlich and Luke Kuechly, the latter of whom garnered the Bronco Nagurski Trophy as the nation's top defensive player
- Also coached on the collegiate level at Pittsburgh, Massachusetts, Pennsylvania and his alma mater, Holy Cross
- A four-year starter at defensive back at Holy Cross, was inducted into their Hall of Fame in 1996

RICK MINTER Inside Linebackers

2nd year in Philadelphia



- Served as Cincinnati's head coach from 1994-2003 and had several future head coaches on his staff: John Harbaugh, Mike Tomlin, Rex Ryan, and Florida State's Jimbo Fisher
- As the Bearcats head coach, ended their 40-year bowl drought and recruited current Eagles Trent Cole and Brent Celek
- Served as defensive coordinator at Kentucky (2011-12), Marshall (2008-09), Notre Dame (1992-93, 2005-07), South Carolina (2004) and Ball State (1985-91)

BILL MUSGRAVE Quarterbacks

1st year in Philadelphia



- Joined Eagles after a three-year stint as offensive coordinator of Vikings (2011-13)
- Also had coaching stints with Atlanta, Washington, Jacksonville and Carolina
- Joined Eagles as offensive asst. in 1998 and stepped in as the team's offensive coordinator for the final 10 games of season
- A 4th round draft pick of the Cowboys in 1991, was a backup to Joe Montana and Steve Young in San Francisco from 1991-94, working under Mike Holmgren, Mike Shanahan and Gary Kubiak

JUSTIN PELLE Assistant Tight Ends

2nd year in Philadelphia



- Played tight end for 10 seasons in NFL with San Diego, Miami, Atlanta and San Francisco. Caught 123 passes and 12 TDs in 151 games
- Drafted in 4th round in 2002 by Chargers from Oregon, where he finished with 70 career catches and 14 scores
- Was a four-time All-Pac 10 Academic Team selection

DUCE STALEY Running Backs

4th year in Philadelphia



- In 2013, helped All-Pro RB LeSean McCoy became the first Eagle to lead the NFL in rushing and scrimmage yards since 1947
- Worked first two seasons in Philadelphia as an assistant special teams coach, while helping with the running backs
- Gained 5,785 yards during his 10-year NFL career with Philadelphia (1997-2003) and Pittsburgh (2004-06)
- A 3rd round draft pick of Eagles in 1997, ranks 4th on team's all-time rushing list. Is one of two Eagles to top the 200-yard rushing mark in a game (Steve Van Buren)
- Earned a Super Bowl championship ring with the Steelers in 2005
- His Eagle teammates voted him offensive MVP three times (1998, '99, and 2002)

JEFF STOUTLAND Offensive Line

2nd year in Philadelphia



- Tutored two All-Pro selections in 2013 - LT Jason Peters and LG Evan Mathis
- Coached one of the most dominant offensive lines in the nation at Alabama from 2011-12, including Chance Warmack (first round pick in 2013), D.J. Fluker (1st round) and Barrett Jones (4th round)
- Helped Crimson Tide to a National Championship victory over Notre Dame in 2012
- Also coached successful offensive lines at Miami, FL (2007-10), Michigan St. (2000-06), Syracuse (1999) and Cornell (1993-96)
- Began coaching career at his alma mater, Southern Connecticut State, in 1984.

PRESS TAYLOR Offensive Quality Control

2nd year in Philadelphia



- Joined Eagles in 2013 after two seasons as a graduate assistant/QBs coach at Tulsa
- Brother, Zac, is the quarterbacks coach of the Miami Dolphins
- Spent two seasons as a reserve QB at Marshall after transferring from Butler Community College, where he led school to two JUCO championships (2007-08)

TED WILLIAMS Tight Ends

20th year in Philadelphia



- Served as Eagles RB coach from 1997-2012 and tutored a 1,000-yard rusher eight times (three by Staley, two by Brian Westbrook and LeSean McCoy and one by Ricky Watters)
- Last worked as the Eagles tight ends coach from 1995-96 under Ray Rhodes
- Under his tutelage, McCoy developed into an All-Pro player in 2011
- In 2009, Leonard Weaver became 2nd Eagle FB ever to earn Pro Bowl honors
- A basketball and baseball star at Centennial High School in Compton, CA, earned a place in the Cal Poly-Pomona University baseball Hall of Fame

Acquired - T-Cle-2013



- Also participated in basketball and track
- Earned his degree in sports management and is currently working on getting his masters in sports psychology

Movie: *Book of Eli & Law Abiding Citizen*
TV Show: *Law and Order: SVU*

Date	Opp	W/L	P/S	S	A	I	Sac	Hur	Int	Yds	Lg	KD	FF	FR
Signed to the Eagles 53-man roster on 10/21/13														
Oct 27	NYG	L	1/0	0	0	0	0.0	0	0	0	0	0	0	0
Nov 3	at Oak	W	1/0	2	2	4	0.0	0	0	0	0	0	0	0
Nov 10	at GB	W	1/0	0	0	0	0.0	0	0	0	0	0	0	0
Nov 17	Was	W	1/0	0	0	0	0.0	0	0	0	0	0	0	0
Dec 1	Ari						INACTIVE							
Dec 8	Det	W	1/0	0	0	0	0.0	0	0	0	0	0	0	0
Dec 15	at Min	L	1/0	0	0	0	0.0	0	0	0	0	0	0	0
Signed to the Eagles practice squad on 12/18/13														
Totals			6/0	2	2	4	0.0	0	0	0	0	0	0	0

For more information on Acho's work as well as details from the group's 2013 visit to Nigeria, please visit www.livinghopeministries.us

Tackles **4** (11/3/13 at Oak.)[illegible]

Defensive Tackle

6-2, 333

Wisconsin

Rookie

Born 11/14/91 in St. Louis Park, MN

Minnetonka HS, Minnetonka, MN

Acquired - D7b-14 (224th overall)



A four-year letterwinner from the University of Wisconsin, Beau Allen was a seventh-round draft pick of the Eagles in the 2014 NFL Draft. Having never missed a game in his college career, Allen finished with 94 tackles (15 TFLs) and eight sacks en route to becoming a three-time Academic All-Big Ten choice (2011-13) and a two-time consensus All-Big Ten honorable mention (2012-13). A native of Minnetonka, MN, his grandfather, Fred T. Westphal, was a six-time All-American as a member of the Wisconsin swim team from 1956-59.

BIRDSEED

- Claims his football career was most influenced by his position coach in college, Charlie Partridge, who is currently the head coach at Florida Atlantic University. "I thought he was a great coach and I had a lot of respect for him and the way he went about his business. I think he taught us the right way. Coach Azzinaro reminds me a lot of him"
- **Underrated attribute needed to be a successful nose tackle:** "I think you have to be smart to be a nose guard, especially in this scheme. From everything I've learned so far, there are a lot of different calls, a lot of different responsibilities. You can really help yourself by knowing pre-snap what's going on and being an aware football player. I think that can really help. I think when people think of nose guards, they just think of some big, dumb, brawny guy taking up space, but they are doing a lot more than what people actually know"
- Allen's first job was at a pizza and pasta restaurant in Minnesota named Detello's. "It was a place right by my house. It's a mom and pop shop that we went to all the time growing up, so I worked there. I got the job after my freshman year and before I got the job, I was probably like 270 pounds. There was a deal where you could make a meal for yourself the night you worked, so that summer, I probably gained about 30 pounds and got above 300. I love that place. Every time I go home, I go back there"
- Was in a band from 7th through 9th grade and played the bass guitar

COLLEGE HIGHLIGHTS

- Set a school record with 54 games played, having never missed a contest in his college career. A three-time Academic All-Big Ten selection (2011-13) and consensus All-Big Ten honorable mention choice (2012-13)
- A four-year letterwinner, rounded out his Wisconsin career with 94 tackles (15 TFLs), eight sacks, two blocked kicks and a fumble recovery for a TD
- Started all 13 games as a senior in 2013, registering 20 tackles (two TFLs), 1.5 sacks and a fumble recovery
- As a junior in 2012, ranked second on the team with 7.5 TFLs, while also tallying 37 tackles, 2.5 sacks and a forced fumble in all 14 starts
- Finished second on the team with four sacks as a sophomore in 2011, in addition to 22 tackles (5.5 TFLs) in 14 games played
- Saw action in all 13 games as a freshman in 2010, collecting 15 tackles

PERSONAL

- An all-state selection by the *Associated Press* as a senior at Minnetonka HS, rounded out the season with a team-best 89 tackles, seven sacks, three forced fumbles, two blocked field goals and one blocked punt
- Also played hockey, lacrosse and participated in track and field in high school
- Was a member of the 2009 state champion lacrosse team
- A four-time Outstanding Academic Achievement Award honoree for football
- Son of Matt and Susie Allen. Matt is a senior vice president of sales for a cosmetic company and Susie is a registered nurse
- Grandfather, Fred T. Westphal, was a six-time All-American as a member of Wisconsin's swim team from 1956-59. Uncle, John Westphal, was a two-year letterwinner in football for the Badgers from 1980-81
- Has a Vizsla named Penny
- Nicknamed "The Polar Bear" during his first two seasons at Wisconsin, due to his size and northern heritage
- Majored in management in college

THREE-STEP DROP

Hobbies: Fishing, water sports, reading

What he'd be doing if not playing football: Working in the business world.

"Trying to climb the corporate ladder"

Actor that would play him in a movie:

"Jack Black or probably some fat actor. This isn't usually a Hollywood frame."

Favorite teams/athletes growing up:

Green Bay Packers/Mike Modano, Jared Allen, Pat and Kevin Williams, Brett Favre

Favorite book: *Lonesome Dove* by Larry McMurtry

Guilty pleasure: Taking baths

Bucket list: Travel out of the country


Favorite athletes to watch now: LeBron James, Tim Duncan

Favorite meal: His mother's "Porcupine Meatballs" -- meatballs with rice inside

Favorite movie: *Gladiator*

Favorite TV show: *Game of Thrones*, *The Wire*, *It's Always Sunny in Philadelphia*

Safety
6-1, 210
South Florida
5th year
Born 11/30/87 in Fort Myers, FL
Cape Coral HS, Cape Coral, FL
Acquired - D2-10 (37th overall)



An intelligent and athletic safety, Nate Allen signed a one-year deal with the Eagles during the 2014 offseason after emerging as a steady force in the Eagles secondary in 2013. A second round draft choice of the Eagles in 2010, Allen starred at South Florida in college, compiling nine career interceptions and three touchdowns for the Bulls en route to second-team All-Big East honors during his senior season.

2013 HIGHLIGHTS

- Set a career high and finished third on the team with 94 tackles
- Intercepted Cardinals QB Carson Palmer and returned the pick a career-high 43 yards vs. Ari. (12/1)
- Registered a sack of QB Alex Smith in the first quarter vs. KC (9/19). Also tallied seven tackles and one pass defended

2013 GAME-BY-GAME STATISTICS

Date	Opp	W/L	P/S	S	A	I	Sac	Hur	Int	Yds	Lg	KD	FF	FR
Sep 9	at Was	W	1/1	2	3	5	0.0	0	0	0	0	0	0	0
Sep 15	SD	L	1/1	6	3	9	0.0	0	0	0	0	0	0	0
Sep 19	KC	L	1/1	5	2	7	1.0	1	0	0	0	1	0	0
Sep 29	at Den	L	1/1	6	0	6	0.0	0	0	0	0	0	0	0
Oct 6	at NYG	W	1/1	2	3	5	0.0	0	0	0	0	1	0	0
Oct 13	at TB	W	1/1	6	3	9	0.0	0	0	0	0	0	0	0
Oct 20	Dal	L	1/1	3	3	6	0.0	0	0	0	0	0	0	0
Oct 27	NYG	L	1/1	4	4	8	0.0	0	0	0	0	1	0	0
Nov 3	at Oak	W	1/1	4	3	7	0.0	0	0	0	0	0	0	0
Nov 10	at GB	W	1/1	3	1	4	0.0	0	0	0	0	1	0	0
Nov 17	Was	W	1/1	2	2	4	0.0	0	0	0	0	0	0	0
Dec 1	Ari	W	1/1	5	3	8	0.0	0	1	43	43	0	0	0
Dec 8	Det	W	1/1	1	2	3	0.0	0	0	0	0	0	0	0
Dec 15	at Min	L	1/1	2	3	5	0.0	0	0	0	0	0	0	0
Dec 22	Chi	W	1/1	2	1	3	0.0	0	0	0	0	0	0	0
Dec 29	at Dal	W	1/1	3	2	5	0.0	0	0	0	0	0	0	0
Totals			16/16	56	38	94	1.0	1	1	43	43	4	0	0
Playoffs														
Jan 4	NO	L	1/1	6	0	6	0.0	0	0	0	0	1	0	0
Totals			1/1	6	0	6	0.0	0	0	0	0	1	0	0

BIRDSEED

- Credits his father, Jackie, with having the greatest influence on his life and career. Jackie played professional basketball in Europe and now coaches at Ft. Myers Middle School, where he also works security. "He's always been my role model, and he instilled in me the value of working hard and putting the Lord first in everything you do."

- Played every position while in Pop Warner football, and said people began to notice him because he was always in the mix on every play. "People tell me that when I started playing, I would be the kicker on a kickoff and I would beat everyone down the field by a long stretch to make a tackle."
- In a lifetime of unforgettable moments and breakthrough performances on the field, one play in particular stands out for Allen. "My first career interception in my very first NFL game. It was a surreal feeling to be out on the field that day, but what made it even more memorable was the fact that I picked off [Packers QB] Aaron Rodgers in the fourth quarter."
- Since his rookie year, Allen's F.L.Y. High Youth Football Camp has given the Cape Coral community an opportunity to take part in an organized football experience with the NFL veteran. For more information, please visit flyhighcamp.com



PERSONAL

- **Favorite part of playing in Philadelphia:** "The fans. They're so passionate, and you know they'll always be there. They're honest and will let you know how they feel, but they're die-hard and very supportive."

- **Most underrated attribute of being a safety:** "The mental aspects of the position. You have to be able to think quick on your feet because you are the quarterback of the defense and have to help everyone line up. We rely on reads both before and during the play to decode what the offense is doing."

ALLEN'S CAREER STATISTICS

Year	Team	GP/GS	TACKLES					INTERCEPTIONS					FF	FR	Yds	STT
			Tot	Solo	Ast	Sacks	Yds	Int	Yds	Lg	TD	KD				
2010	Phil.	13/13	59	43	16	2.0	17	3	27	16	0	7	1	0	7	0
2011	Phil.	15/12	76	52	24	0.0	0	2	44	31	0	6	0	0	0	5
2012	Phil.	15/13	81	60	21	0.0	0	0	0	0	0	6	0	0	0	3
2013	Phil.	16/16	94	56	38	1.0	8	1	43	43	0	4	0	0	0	0
Totals		59/54	310	211	99	3.0	25	6	114	43	0	23	1	0	0	8
PLAYOFFS																
2010	Phil.	0/0	INJURED RESERVE/KNEE													
2013	Phil.	1/1	6	6	0	0.0	0	0	0	0	0	1	0	0	0	0
Totals		1/1	6	6	0	0.0	0	0	0	0	0	1	0	0	0	0

CAREER HIGHS

Tackles	13	(10/9/11 at Buf.)
Sacks	1.0	(3x - 9/19/13 vs. KC)
INTs	1	(6x - 12/1/13 vs. Ari.)
INT Lg	43	(12/1/13 vs. Ari.)

68 Josh Andrews

Guard
6-2, 311
Oregon St.
Rookie
Born 6/21/91 in Los Angeles, CA
Colony HS, Fontana, CA
Acquired - Rookie FA (2014)



A three-year starter on the Oregon State offensive line, Josh Andrews signed with the Eagles as a rookie free agent during the 2014 offseason. After locking up the left guard position during spring practice prior to his sophomore season, Andrews went on to start 25 consecutive games during his junior and senior campaigns. Andrews earned first-team All-Mt. Baldy League accolades three times at Colony High School.

BIRDSEED

- Would be a parole officer if he were not playing football. Said Andrews, "My friend's father is a cop and my major in college [sociology] really enlightened me on all the different aspects of life. There are so many people that need direction and I would like to be that person to set them on the right path."

IN THE TRENCHES

- **How he decided to become an o-lineman:** In high school, Andrews played on both the offensive and defensive lines. Over time, he made the full transition to o-line because it was a natural fit
- **Underrated attribute needed on the o-line:** "Really good hands."
- **Best player he ever lined up against:** Bears DT and former Oregon State teammate, Stephen Paea
- **Position other than o-lineman he would most like to play:** LB
- **Funniest moment in a pile up:** "One time in high school, we double-teamed a guy and someone tried to pull my pants all the way down! [Laughing] I looked up and said, 'What's going on?!'"
- **Best part of being an o-lineman:** "Knowing that four other guys are going to battle with you. Everyone has to be on the same page."
- **Worst part of being 6-2, 311:** "When I'm walking down the street, people always stare at me and ask what team I play for."

COLLEGE HIGHLIGHTS

- Started 32 career games, including 30 in a row, for the Beavers
- As a senior in 2013, started all 13 games at left guard and was one of only two Oregon State o-linemen to start every game
- Started all 12 games at left guard as a junior in 2012
- Moved from center to left guard during spring practice prior to his sophomore season and started six contests at the position while battling a knee injury
- As a redshirt freshman in 2010, served as a backup center and special teams contributor in the final six games
- Redshirted in 2009

PERSONAL

- Enjoys playing video games in his spare time, specifically Madden, NBA2K, NCAA Football and Call of Duty
- Avid collector of baseball cards
- Favorite sports moment was winning the Hawai'i Bowl as a senior at Oregon State
- A big fan of RB Ricky Williams growing up, followed the Miami Dolphins and also the San Francisco 49ers
- A three-time first-team All-Mt. Baldy League selection at Colony High School, Andrews helped lead the school to a CIF-Central Division title as a senior, playing on both the offensive and defensive lines
- Participated in the "Beavers Without Borders" trip to Silti, Ethiopia in the summer of 2012, where he helped build two houses for underprivileged families
- Son of Nate and Tanya Smith and has two siblings, Darrell and Devin
- His mother, Tanya, has been the biggest influence on his life. "She was a single parent and had to do a lot of sacrificing for my brothers and I. She had to be both the mother and father in our household. I'm thankful for everything she has done for us."
- His cousin, Daniel Drayton, played safety for Oregon State from 2004-07
- Graduated with a degree in sociology

THREE-STEP DROP

First job: Host at Denny's

Talent he'd most like to have: Play the piano

Trade places with for a day: Bruce Wayne/Batman

Dinner guest: Shaquille O'Neal

Actor to play him in a movie: Craig Robinson

Meal: Southern food

Movies: *Life*, *Ironman 1-3*

TV shows: *Breaking Bad*, *Law & Order*

Musical artists: J. Cole, Frank Ocean, Wale, The Game, Kendrick Lamar

Loves most about Philly: The history

Philly cheesesteak: Pat's

Twitter: @juiceman621

83 Blake Annen

Tight End

6-4, 247

Cincinnati

Rookie

Born 5/28/91 in Upper Arlington, OH

Upper Arlington HS, Upper Arlington, OH

Acquired - Rookie FA (2014)



A first-team, All-American Athletic Conference selection at tight end in 2013, Blake Annen signed with the Eagles as a rookie free agent in 2014. Annen caught a career-high 16 passes for 183 yards and two touchdowns for Cincinnati in 2013 and helped pave the way for the conference's best running game.

BIRDSEED

- His dog, Teddy, was adopted through a program called Dream House Rescue in Cincinnati. Impressed with their business, he ended up doing his senior thesis on that organization and how they operate their business and received a grade of an A
- While at Cincinnati, played under six position coaches and three head coaches. His experiences along the way taught him a valuable life lesson. "I learned to communicate with different types of people and adjust to different philosophies."
- Credits Dave Johnson, one of his tight end coaches at Cincinnati, as being a one of the best influences in his career. "I learned all about mental attitude and how to approach different situations. He has this saying that it's 70 and breezy, meaning that no matter what is going on around you, make it 70 and breezy in your head and you'll be fine."
- Has closely followed the career of former Bearcat and current Eagle TE Brent Celek. "Now I find myself watching him and how he goes about his business on a daily basis. You can easily see why he's been so successful. He's a pro."

COLLEGE HIGHLIGHTS

- Appeared in 44 games for the Bearcats during his four-year collegiate career, tallying 19 catches for 218 yards and two touchdowns
- Earned first-team All-American Athletic Conference honors as a senior after setting career highs in receptions (16), receiving yardage (183) and touchdowns (two)
- Helped pave the way for Cincinnati's conference-best rushing attack in 2013
- Redshirted in 2009

PERSONAL

- Is the son of Mark and Lynne Annen and has a younger sister, Emily, a swimmer at the University of Findlay, and a younger brother, Connor
- Caught 30 passes for 800 yards and 12 touchdowns during his career at Upper Arlington High School, where he was a part of an Ohio Capital Conference Central Division Championship as a senior
- Named the top tight end in the state by *OhioVarsity.com*. Was a first-team All-OCC Central Division honoree and *Columbus Dispatch* second-team All-Central District selection
- Also competed on his high school's baseball, swimming and track team. In track, he competed in the 100-yard dash and his 10.8 time nearly qualified him for the state finals
- Began playing football in the 6th grade as a linebacker, running back and offensive lineman for the Miami Dolphins of his local little league
- Earned a degree in organizational leadership while minoring in business administration
- Annen on twitter: [@BAnnen86](#)

THREE-STEP DROP



Hobbies: Anything outdoors - fishing, hiking and hunting

Talent he'd most like to have: Skateboarding

Favorite teams/athletes growing up: Bengals, Reds, Brett Favre, Michael Jordan and Carson Palmer

First job: Bagging groceries and shagging shopping carts for \$8.50/hour

Favorite meal: His mom's green bean casserole or anything with sweet potatoes

Movie: *Beautiful Mind*, *Green Mile*

TV show: *How I Met Your Mother*

Music: Anything country


Most memorable concert: Justin Moore at the Ohio State fair

Quote: Philippians 4:13

			TACKLES				INTERCEPTIONS							
Year	Team	GP/GS	Tot	Solo	Asst	Yds	Int	Yds	Lg	TD	KD	FF	FR	YDS
2011	KC	0/0	0	0	0	0.0	0	0	0	0	0	0	0	0
2012	Oak	0/0	0	0	0	0.0	0	0	0	0	0	0	0	0
TOTALS		0/0	0	0	0	0.0	0	0	0	0	0	0	0	0

74 Michael Bamiro

Tackle
6-8, 340
Stony Brook
1st year
Born 10/09/90 in Brooklyn, NY
Pocono Mountain West HS, Pocono Summit, PA
Acquired - Rookie FA (2013)



A three-year starter at Stony Brook, Michael Bamiro signed with the Eagles during the 2013 offseason and spent the season on the team's practice squad. A first-team All-Big South selection in 2012, Bamiro made 33 consecutive starts at right tackle for the Seawolves and blocked for two 1,000-yard rushers in each of his three seasons (six total) with the team. A native of Tobyhanna, Pa., Bamiro graduated from Pocono Mountain West High School and saw time on both sides of the ball, recording 22 tackles as a senior while leading his team to an 8-2 record and a top-50 ranking in the state.

TRAINING WITH TRA

Prior to signing with the Eagles, Bamiro had ties to former Eagle Tra Thomas as he trained with him at Thomas' gym, 7 Deuce Sports in Cherry Hill, NJ. "He has a similar size to me, so he knows how to get my body in the right position," said Bamiro. "Within the short time I have been working with Tra, I have been improving."

"I think he's a solid athlete, someone that kind of fell through the cracks," said Tra of Bamiro. "He has large hands, he bends well. We worked on both right and left stances; he's coachable."



COLLEGE HIGHLIGHTS

- Named first-team All-Big South and blocked for two 1,000-yard rushers for a third straight season
- In 2011, started all 13 games at right tackle and blocked for an offense that ranked second in the FCS in scoring (38.0 ppg), fourth in rushing (267.31) and eighth in total offense (441.62)
- Played in all 11 games, starting 10 at right tackle in 2010 and was the Seawolves' Offensive Rookie of the Year
- As a freshman, blocked for a rushing attack that ranked ninth in the FCS with 128 yards per game
- Redshirted in 2009

IN THE TRENCHES

- **Position he'd most like to play other than o-line:** Wide Receiver
- **Favorite o-lineman of all time:** Jonathan Ogden
- **How he decided to play offensive line:** "I was too big to play any other position."
- **Most underrated attribute needed to play offensive line:** Endurance
- **Strangest thing that happened in a pile up:** "Somebody took my shoe off."
- **Advice to aspiring young offensive linemen:** "Stay in the playbook. It's not just about being physical; it's also about the mental side of the game as well."
- **Worst part about being 6-8, 340:** "Airplanes."

PERSONAL

- Was team captain as a senior at Pocono Mountain West High School, where he earned one letter as a lineman for the Panthers
- Also lettered in track
- Son of Samuel and Christiana. Samuel is a building manager and Christiana is a social worker
- Has two older brothers: David, who played football at Stony Brook, and Solomon, who played basketball for the Seawolves and the Harlem Globetrotters. He says his brothers were the biggest influence on his career and got him interested in pursuing football in high school. Also has an older sister
- Earned a degree in journalism from Stony Brook
- Born in Brooklyn, NY and was a big fan of the New York Knicks growing up
- Enjoys watching movies and says his favorite is Rocky III. Also claims that his hidden talent is he excellent at movie trivia
- His pregame ritual is to say a prayer before each game
- Favorite app: Instagram
- Talent he wishes he had: Ability to play the piano
- Follow Michael on Twitter: @MichaelBamiro

THREE-STEP DROP

Trade places with: Howie Roseman. "He has his stuff together"

Career if not in football: Reporting on football with his degree in journalism

Actor to play him in a movie: The star of *The Blind Side*, Quinton Aaron

Favorite team growing up: New York Giants

Athlete to watch now: Jason Peters

Bucket list: Winning the Super Bowl

Meal: Chicken Teriyaki

TV show: *Parks and Recreation*

Music: Kid Cudi

Guilty pleasure: Red velvet chocolate chip cookies

Favorite part of football: Enjoys the mental and physical efforts

76 Allen Barbre

Guard/Tackle

6-4, 310

Missouri Southern State

7th year

Born 6/22/84 in Neosho, MO

East Newton HS, Granby, MO

Acquired - FA (13)



A versatile offensive lineman with six years of NFL experience, Allen Barbre (pronounced BAR-ber) joined the Eagles in 2013 and provides quality depth on the team's offensive line. Prior to arriving in Philadelphia, Barbre split time between Green Bay (2007-09), Miami (2010) and Seattle (2010-12). A former fourth round draft pick of the Packers in 2007, Barbre was a four-year starter at Missouri Southern State. Barbre and the Eagles agreed on a three-year contract extension during the 2014 offseason, that will keep him in Philadelphia through 2017.

2013 HIGHLIGHTS

- Played the majority of the game at left tackle in a win at GB (11/10) after Jason Peters left with an injury

COLLEGE HIGHLIGHTS

- Named as a consensus All-American, All-MIAA and All-Region first-team selection as a senior in 2006
- In 2006, helped lead an offensive line that amassed 3,461 yards for the season, including 2,527 passing

BIRDSEED

- Claims the biggest influence on his life and career is his high school coach, Larry Bunn. "Coach Bunn saw something in me and made sure I was headed in the right direction," said Barbre. "He got to me at a young age and made sure I was doing the right things."
- Barbre comes from Native American heritage as his great-great-grandfather Eli Barbry was a Chief of the Tunica-Biloxi Indian Tribe of Louisiana. Barbre is very fond of his heritage and is honored to be part of Native American culture. His grandfather currently lives on the Tunica-Biloxi Indian Reservation in Avoyelles Parish, Louisiana
- Became the highest drafted player ever from Southern Missouri State when he was drafted by the Packers in the fourth round of the 2007 NFL draft (119 overall selection)
- After one of his wife's good friends survived a cancer scare, Barbre decided he wanted to become involved with Camp Quality in Missouri. Camp Quality is a program focused on caring for the emotional needs of children with cancer and their families

IN THE TRENCHES

- **Position he'd most like to play other than o-line:** Tight End
- **Best part of being an o-lineman:** "You get to be dirty and nasty and get away with it."
- **Best and worst part of being 6-4, 310 pounds:** "Best - plain and simple, I get to play football for a living. Worst - trying to find a tree stand that I can fit into when I go hunting."

PERSONAL

- Raised by his mother, Debbie, who works at a nursing home. Has one brother, Bobby, who is a roofer
- He and his wife, Callie, have a son, Knox
- Owns two french bulldogs, Bigs and Bailey
- Attended East Newton High School in Granby, MO
- Majored in criminal justice and is planning on completing his degree by taking classes during the offseason
- Is an avid country music fan. His favorite artist: "Hank"

THREE-STEP DROP

Greatest love besides football: Hunting
Talent he'd most like to have: Ability to fly

Actor that would play him in a movie: John Wayne

Favorite athlete: Michael Jordan

First job: Hauling hay in the summer at a local farm

TV Show: Duck Dynasty

Meal: Thanksgiving food

Hobby: Working on old cars

CAREER SERVICE

YEAR	TEAM	GP/GS	Playoffs
2007	GB	7/0	YEAR TEAM GP/GS
2008	GB	8/0	2007 GB 2/0
2009	GB	10/7	2013 Phil. 1/0
2010	Sea.	3/0	Totals 3/0
	Mia.	0/0	
2011	Sea.	4/0	
2013	Phil.	15/0	
Totals		47/7	Starts by position: 2009: 7 at RT
First NFL game: 9/23/07 vs. SD			
First NFL start: 9/13/09 vs. Chi.			

2 Matt Barkley

Quarterback

6-2, 227


USC

2nd year

Born 9/8/90 in Newport Beach, CA

Mater Dei HS, Santa Ana, CA

Acquired - D4-13 (98th overall)



The all-time leading passer in Pac-12 Conference and USC history, Matt Barkley is in his second season in Philadelphia after being drafted in the fourth round in 2013. A four-year starter for the Trojans, he finished his career with over 12,000 passing yards and became the only player in conference history to throw for over 100 touchdowns (116) in a career. Barkley was also a four-year starter in high school at Mater Dei High School as he went on to become the first freshman QB to start since Todd Marinovich in 1985.

BIRDSEED

- While at USC, Barkley became friends with the late Louie Zamperini, a former Olympic track star who survived a plane crash in the Pacific Ocean, spent 47 days drifting on a raft and then more than two and a half years as a prisoner of war in several brutal Japanese internment camps during World War II. His story was told in the best-selling book, *Unbroken*, and is the subject of a motion picture. Recalled Barkley, "We actually watched the 2010 Winter Olympics together. Talking to him, you can see and hear his determination to never give up. He's an amazing man who is very humble about his accomplishments. People forget that he was one of the best athletes of his era."
- Along with many NFL QBs, Barkley has worked with former USC and MLB pitcher Tom House with his throwing mechanics and shoulder warm up exercises. Said Barkley, "One of his best lessons is warming up to throw instead of throwing to warm up." House, a coach at USC, caught Hank Aaron's 500th home run as he was standing in the Braves bullpen
- His father, Les, was the captain of the USC water polo squad as he played the grueling sport for four years (1976-79) and earned second-team All-American honors as a senior. His younger brother, Sam, was a hurdler on USC's track team, while his cousin, Robbie Boyer, played football at USC and recorded his only reception on a pass from Barkley in the season finale in 2011



Barkley and Louie Zamperini

2013 HIGHLIGHTS

- As the Eagles 3rd QB, saw action in three games: vs. Dal (10/20) in place of an injured Nick Foles, vs. NYG (10/27) in place of an injured Michael Vick, and in an Eagles rout at Oak (11/4) after Foles departed with an NFL-record 7 TD passes. In all, Barkley completed 61% of his passes for 300 yards

PERSONAL

- He and his wife, Brittany, first met in kindergarten and began dating at the age of 16. They have a teacup Maltese poodle named Tank
- Parents are Les and Beverly Barkley. Has a younger brother, Sam, and a younger sister, Lainy, who are twins
- Grew up playing football, baseball, basketball, swimming, soccer and water polo, but decided to focus all of his efforts on football once he began high school

- Attended Mater Dei High School in Santa Ana, CA, where he finished his high school career as the all-time passing yardage leader in Orange County, surpassing Marinovich
- As a senior, garnered numerous All-America honors, completing 177 of 325 passes for 2,877 yards with 23 scores
- As a junior, completed 62.6% of his passes for 3,576 yards (an Orange County record) and 35 touchdowns and earned Gatorade Male High School Athlete of the Year honors and the Gatorade National Football Player of the Year (the first time a junior was ever selected for either honor) and the Joe Montana Quarterback of the Year
- Earned his degree in communications with a minor in business
- Barkley on twitter: @MattBarkley

THREE-STEP DROP

Greatest love besides football: My wife and Jesus Christ

Person he'd like to trade places with for a day: A Navy Seal on a mission

Favorite personal moment in sports growing up: Winning the Super Bowl as a 7th grader. Also kicked a 34-yard FG in the semi-finals

Favorite athlete to watch now: Mike Trout

Favorite teams/athletes growing up: Angels, Lakers, Tom Brady, John Elway, Kobe Bryant

Favorite Band: NEEDTOBREATHE

Book: The Bible, *Lone Survivor* and *Unbroken*

TV Show: *Breaking Bad*, 24

Movie: *Ironman*

Funniest Eagle: Jon Dorenbos

First Job: Teaching guitar lessons and valeting cars at South Coast Plaza in Costa Mesa, CA

Apps: Uber, Tweetbot, Alien Blue, Sonos

COMMUNITY QUARTERBACK



When asked what he'd be doing if he wasn't playing football, Barkley replied: "Some sort of philanthropy work. I really enjoy serving kids and seeing their faces light up. Really any type of community work, I just think it's the right thing to do." Here's a sampling of Barkley's philanthropic work at USC:

- Assists his parents, who started the Monarchs for Marines (M4M) campaign, where hundreds of students, coaches and parents at Mater Dei high school volunteer to landscape and renovate youth areas at the nearby Marine Corps Base, Camp Pendleton
- Spent 11 days during his 2010 Christmas break in Nigeria, visiting orphans, widows, villagers and prisoners, doing construction work, distributing supplies and gifts and sharing in daily fellowship
- Led a contingent of 16 USC Trojans in 2012 that spent five days in Haiti building houses and delivering more than 2,000 pounds of supplies for orphanages and schools

2 Matt Barkley



2013 GAME-BY-GAME STATISTICS


<u>Date</u>	<u>Opp</u>	<u>W/L</u>	<u>GP/GS</u>	PASSING									RUSHING				
				<u>Att</u>	<u>Cmp</u>	<u>Pct</u>	<u>Yds</u>	<u>TD</u>	<u>Int</u>	<u>Lg</u>	<u>Sack/Yds</u>	<u>Rat</u>	<u>Att</u>	<u>Yds</u>	<u>Avg</u>	<u>Lg</u>	<u>TD</u>
Sep 9	at Was	W	0/0				INACTIVE										
Sep 15	SD	L	0/0				INACTIVE										
Sep 19	KC	L	0/0				INACTIVE										
Sep 29	at Den	L	0/0				INACTIVE										
Oct 6	at NYG	W	0/0				INACTIVE										
Oct 13	at TB	W	0/0				DID NOT PLAY										
Oct 20	Dal	L	1/0	20	11	55.0	129	0	3	26	0/0	35.2	0	0	0.0	0	0
Oct 27	NYG	L	1/0	26	17	65.4	158	0	1	25	3/24	65.9	0	0	0.0	0	0
Nov 3	at Oak	W	1/0	3	2	66.7	13	0	0	10	0/0	75.7	2	-2	-1.0	-1	0
Nov 10	at GB	W	0/0				DID NOT PLAY										
Nov 17	Was	W	0/0				DID NOT PLAY										
Dec 1	Ari	W	0/0				INACTIVE										
Dec 8	Det	W	0/0				INACTIVE										
Dec 15	at Min	L	0/0				INACTIVE										
Dec 22	Chi	W	0/0				INACTIVE										
Dec 29	at Dal	W	0/0				INACTIVE										
Totals			3/0	49	30	61.2	300	0	4	26	3/24	44.6	2	-2	-1.0	-1	0
Playoffs																	
Jan 4	NO	L	0/0				INACTIVE										
Totals			0/0	0	0	0.0	0	0	0	0	0/0	0.0	0	0	0.0	0	0

BARKLEY'S CAREER STATISTICS

<u>Year</u>	<u>Team</u>	<u>GP/GS</u>	PASSING										RUSHING				
			<u>Att</u>	<u>Cmp</u>	<u>Pct</u>	<u>Yds</u>	<u>Yd/At</u>	<u>TD</u>	<u>Int</u>	<u>Lg</u>	<u>Sk/Yd</u>	<u>Rat</u>	<u>Att</u>	<u>Yds</u>	<u>Avg</u>	<u>Lg</u>	<u>TD</u>
2013	Phil.	3/0	49	30	61.2	300	6.1	0	4	26	3/24	44.6	2	-2	-1.0	-1	0
TOTALS		3/0	49	30	61.2	300	6.1	0	4	26	3/24	44.6	2	-2	-1.0	-1	0
PLAYOFFS																	
2013	Phil.	0/0	0	0	0.0	0	0.0	0	0	0	0/0	0.0	0	0	0.0	-0	0
TOTALS		0/0	0	0	0.0	0	0.0	0	0	0	0/0	0.0	0	0	0.0	-0	0

73 Karim Barton

Guard
6-2, 313
Morgan St.
Rookie
Born 12/13/91 in Brooklyn, NY
Verdugo Hills HS, Los Angeles, CA
Acquired - Rookie FA (2014)



A first-team All-MEAC selection as a senior at Morgan State, Karim Barton signed with the Eagles as a rookie free agent in 2014. He started three seasons at right tackle at Morgan State after transferring from College of the Canyons Junior College in 2010. Originally from Jamaica, Barton moved to the United States at the age of 13 after his mother passed away from a blood clot.

BIRDSEED

- Didn't start playing football until his junior year of high school. According to Barton, he was "too scared" to play his freshman and sophomore years. "Back in Jamaica, the only sports that people played were cricket, soccer and track. I wasn't familiar with football at the time," he said. Over the years, as more and more people encouraged him to go out for the team, he decided to play his junior year
- The journey from high school football star to NFL pro was not an easy one for Barton. "Once the college letters started showing up at our door, my brother looked at it as a way for me to get a free education, so we started to pursue those avenues," he said. Despite the promising letters, nothing came to fruition, so Barton decided to attend College of the Canyons Junior College. After proving himself there, he sparked the attention of UNLV. The university showed interest, offered him a spot, and from there, he prepared for the next phase of his football career...until the UNLV coaching staff was fired and his offer was retracted. That didn't stop him. His persistence and strong work ethic landed him a spot at Morgan State where he was named a first-team All-MEAC honoree as a senior
- Favorite sports moment was when he was chosen by Morgan State and his high school to be a team captain. "The fact that they were willing to put their trust in me to lead a group chasing one goal was unbelievable. That speaks more to me than any one play or game."

IN THE TRENCHES

- **Underrated attribute needed on the o-line:** "You have to be smart. Everyone at this level is strong and fast, but you have to ask yourself one thing: 'What separates me?' It's all about your mindset."
- **Most challenging aspect on the o-line:** "The ability to be consistent on every single play - from your technique to your footwork."
- **The best part of being an o-lineman:** "Working together as a unit. Also, looking across at the d-line and seeing the fear in their eyes because they know what's coming."
- **Favorite o-lineman of all-time:** NFL Hall of Famer Larry Allen
- **Position other than o-lineman he would most like to play:** DT
- **Best player he ever lined up against:** Khalil Mack
- **Most memorable block:** In his last game ever at Morgan State, Barton made a stretch block on a linebacker which paved the way for a 30-yard TD run. Morgan State defeated Delaware State, 31-26

PERSONAL

- Would like to trade places with a philanthropist for a day. Intrigued by people who give back, he wants to serve as a humanitarian for Jamaica when his playing days are over
- Pregame ritual consists of listening to music, shuffling images of his family back and forth in his head and posing the question to himself, "Who am I doing this for?"
- As a member of Verdugo Hills High School, was a second-team all-district selection as an offensive tackle
- Has three brothers, Shawn, Gary and Bobby
- Earned his degree in business administration

COLLEGE HIGHLIGHTS

- Earned first-team Mid-Eastern Athletic Conference honors and was a three-time MEAC offensive lineman of the week as a senior in 2013
- Started 11 games at right tackle as a junior and helped pave the way for All-MEAC running back Travis "Juice" Davidson
- After transferring from College of the Canyons Junior College, started nine of 11 games at right tackle for Morgan State
- Was a starter at offensive tackle at College of the Canyons JC in 2010

THREE-STEP DROP

Nickname: Shane
Dinner guest: "My mom."
Hobbies: Spending time with his family, especially with his young nephew
Favorite team growing up: Eagles
Favorite players: Jason Peters, Jon Runyan, Walter Jones
Favorite place to visit: Jamaica
Meal: Jamaican food, particularly curry and jerk chicken
Movie: *Scarface*
TV show: *Top Gear*
Music: Reggae. Also listens to Snoop Dogg and Nipsey Hussle



A FAMILY BOND

After his birth in Brooklyn, NY, in December of 1991, Barton moved to Jamaica where he spent most of his childhood. In 2003, his mother, Carol, fell ill and passed away shortly

thereafter to a blood clot. The news was obviously very devastating for Barton. "I was heartbroken, but also naive to everything because I didn't want to believe it. My mom was never sick before that." As bad as things seemed for him, they were about to get worse. "Right after the funeral, my dad stopped being a dad and what followed was complete family dysfunction."

At 13, Barton moved to the US where his older brother, Shawn, brought him in. Living in the rough streets of South Central, LA, Shawn knew that it was his responsibility to keep Karim on the right path. "He taught me work ethic," says Barton. "He had a lot on his hands at the time. He was going to school, he was working and he had to take on the parenting role. The two biggest influences on my life have been my mother and brother."

98 Connor Barwin

Linebacker

6-4, 264

Cincinnati

6th year

Born 10/15/86 in Southfield, MI

University of Detroit HS, Detroit, MI

Acquired - FA (Hou) 2013



If you had one word best fit to depict Connor Barwin the football player and Connor Barwin the man, that word would be versatile. On the field, he is best described by his defensive coaches as the "jack of all trades," willing and able to rush the passer, set the edge on run plays or drop into pass coverage. Off the field, Barwin's newly formed foundation, Make The World Better (MTWB), exemplifies his upbringing as the son of city manager and the civic pride he displays since growing up in Detroit, MI. Barwin, a former tight end and basketball player at the University of Cincinnati, was a 2nd round draft pick of the Texans in 2009 and signed with Philadelphia as a free agent in 2013

BIRDSEED

- Barwin makes it no secret he fully integrates himself into the city he lives. "You get out of a city what you put into a city," he explained. "It's that simple. Why not take advantage of everything a city has to offer. It just makes sense to me ... My dad was a city manager, so I gained an appreciation for cities from him. He took me around different cities and pointed out all the differences and great places to go. I really got that from him and just try to embrace wherever I am"
- Serves as a spokesman and avid user of South-eastern Pennsylvania Transportation Authority (SEPTA). "I love public transportation and I love using it," said Barwin. "It's good for the city and it's great for the environment" ... when not taking public transportation, Barwin drives a Tesla, an electric-powered car, or rides his bicycle
- After being born completely deaf, Barwin underwent multiple surgeries until he was 12 years old to have his hearing restored
- Enjoys an interactive relationship as a spokesman for NRG Energy, a Fortune 500 power generation and retail electricity business. Barwin: "They are a very transformative company and I really like what they are doing to help our environment" ... in 2014, he embarked on a three-day trip to Haiti to help NRG install solar panels on top of an orphanage to give them reliable power
- Aced a Spanish class at Temple University during the 2014 off-season as he gets closer to obtaining his college degree



CAREER HIGHLIGHTS

- Finished his Houston career ranked 4th in Texans history with 19 sacks, including a career-high 11.5 sacks in 2011
- Became just the second Texan to record double-digit sacks in a season in 2011, joining Mario Williams, who achieved the feat in 2007 and 2008

- Named to the 2011 *USA Today* All-Joe team, after recording a career-high 11.5 sacks during his first year as an outside linebacker.
- Set Texans single-game record with four sacks at Jac. (11/27/11)
- Named AFC Defensive Player of the Month in November 2011 after recording 6.5 sacks over a three-game stretch during the month

2013 HIGHLIGHTS

- According to Pro Football Focus, led all NFL 3-4 OLBs with 7 batted passes
- Finished the year ranked 2nd on team in sacks (5), tackles for a loss (9), and 3rd in pass deflections (10)
- Recorded a career-high 82 tackles

THREE-STEP DROP

Guilty Pleasure: McDonald's breakfast
Talent He'd Most Like Have: Be an exceptional guitar player

First Job: Paper boy at 8 years old

Favorite App: Yelp

Favorite team/athlete growing up: Detroit Lions/Barry Sanders

Favorite Quote: "Hard work and good times always go together, but hard work always comes first." - Wade Phillips

Would Love to Have Dinner One Day With: Charles Barkley

Favorite Meal: Spaghetti

Favorite Book: *Psychopath Test*

Most Memorable Concert: Arcade Fire at Coachella 2014

Funniest Eagle: By far, Troy the janitor at the NovaCare Complex

A BEARCAT FOR ALL SEASONS



Barwin played both football and basketball at Cincinnati and lists playing in the Big East basketball tournament as his favorite sports moment. In all, he played in 39 games for the Bearcats hoops squad. While in college, he was a roommate of Jason Kelce and backed up TE Brent Celek for two seasons (2005-06) before moving to defensive end.



MTWBPROJECT.ORG

Barwin takes it to heart when he talks about his goal of making the world a better place. His foundation put on its first event - a concert that raised \$170,000 to revitalize Ralph Brooks Park in South Philadelphia. The concert was headlined by Philly's own, Kurt Vile and The Violators, with performances by The Tontons and The Districts





2013 HIGHLIGHTS (continued)

- Batted down a pass from Kyle Orton on a 4th-and-1 play in the 4th quarter at Dal. (12/29)
- Posted a sack of QB Matt Cassel at Min. (12/15)
- Recovered a fumble of RB Joique Bell on the Eagles 20-yard line, thwarting a Lions drive vs. Det. (12/8)
- Collared a career-high 12 tackles vs. Was. (11/17) and made a game-changing play as he sacked and forced a fumble of Redskins QB Robert Griffin III as Washington was deep in Eagles territory. The ball was recovered by Fletcher Cox and led to a FG on the Eagles ensuing drive
- Snagged his first career interception as he picked off Raiders QB Terrelle Pryor in the 4th quarter at Oak. (11/3)
- Posted a sack of QB Mike Glennon at TB (10/13)
- Recorded a sack in back-to-back games, bringing down QB Alex Smith vs. KC (9/19) and QB Philip Rivers vs. SD (9/15)

PERSONAL

- Son of Tom Barwin and Margaret Bailey. Has three older brothers: Sean, Joe, and Patrick
- First-team all-state selection as a high school senior and also earned all-league, all-Catholic and all-district honors. Was the recipient of the team's offensive and defensive MVP awards as a senior
- All-league selection in basketball as a junior and an all-Catholic selection as a senior
- Barwin's top 10 Philadelphia restaurants:
 1. Fitler Dining Room
 2. Audrey Claire
 3. 20 Manning
 4. La Calaca Feliz
 5. Fond
 6. Sabrina's Cafe
 7. Talula's Garden
 8. Serpico
 9. Vernick
 10. Paul's Turkey Burgers
- Boasts a tattoo of the Detroit skyline on his biceps. Barwin grew up in Detroit and attended University of Detroit High School



BARWIN'S CAREER STATISTICS

Year	Team	GP/GS	TACKLES					INTERCEPTIONS						
			Tot	Solo	Ast	Sacks	Yds	Int	Yds	Lg	TD	KD	FF	FR
2009	Hou.	16/0	18	13	5	4.5	43.0	0	0	0	0	4	0	1
2010	Hou.	1/0	0	0	0	0.0	0.0	0	0	0	0	0	0	0
2011	Hou.	16/16	47	34	13	11.5	78.5	0	0	0	0	7	1	0
2012	Hou.	16/16	65	39	26	3.0	15.0	0	0	0	0	5	0	1
2013	Phil.	16/16	82	51	31	5.0	30.0	1	-2	-2	0	10	1	1
TOTALS			65/48	212	137	75	24.0	166.5	1	-2	-2	0	26	2
PLAYOFFS														
2011	Hou.	2/2	5	5	0	0.0	0.0	0	0	0	0	0	0	0
2012	Hou.	2/2	9	5	4	0.0	0.0	0	0	0	0	1	0	0
2013	Phil.	1/1	6	3	3	0.0	0.0	0	0	0	0	1	0	0
TOTALS			5/5	20	13	7	0.0	0.0	0	0	0	2	0	0

ADDITIONAL CAREER STATISTICS

SPECIAL TEAMS TACKLES: (2) - 2009 (2)

MULTI-SACK GAMES (2)

Sack	Opponent
4.0	11/27/11 at Jac.
1.5	11/13/11 at TB

CAREER HIGHS

Tackles	12	(11/17/13 vs. Was.)
Sacks	4.0	(11/27/11 at Jac.)
INTs	1	(11/3/13 at Oak.)

2013 GAME-BY-GAME STATISTICS

Date	Opp	W/L	P/S	S	A	I	Sac	Hur	Int	Yds	Lg	KD	FF	FR
Sep 9	at Was	W	1/1	3	1	4	0.0	1	0	0	0	1	0	0
Sep 15	SD	L	1/1	6	3	9	1.0	0	0	0	0	0	0	0
Sep 19	KC	L	1/1	4	1	5	1.0	1	0	0	0	1	0	0
Sep 29	at Den	L	1/1	5	0	5	0.0	0	0	0	0	0	0	0
Oct 6	at NYG	W	1/1	2	2	4	0.0	2	0	0	0	1	0	0
Oct 13	at TB	W	1/1	5	1	6	1.0	1	0	0	0	0	0	0
Oct 20	Dal	L	1/1	3	3	6	0.0	1	0	0	0	0	0	0
Oct 27	NYG	L	1/1	0	3	3	0.0	1	0	0	0	3	0	0
Nov 3	at Oak	W	1/1	0	2	2	0.0	1	1	-2	-2	1	0	0
Nov 10	at GB	W	1/1	4	2	6	0.0	0	0	0	0	1	0	0
Nov 17	Was	W	1/1	5	7	12	1.0	0	0	0	0	1	1	0
Dec 1	Ari	W	1/1	2	3	5	0.0	0	0	0	0	0	0	0
Dec 8	Det	W	1/1	5	1	6	0.0	0	0	0	0	0	0	1
Dec 15	at Min	L	1/1	3	2	5	1.0	0	0	0	0	0	0	0
Dec 22	Chi	W	1/1	2	0	2	0.0	0	0	0	0	0	0	0
Dec 29	at Dal	W	1/1	2	0	2	0.0	0	0	0	0	1	0	0
Totals				16/16	51	31	82	5.0	8	1	-2	-2	10	1
Playoffs														
Jan 4	NO	L	1/1	3	3	6	0.0	0	0	0	0	1	0	0
Totals				1/1	3	3	6	0.0	0	0	0	0	1	0

- Barwin on twitter: @ConnorBarwin98
- Barwin on Instagram: ConnorBarwin98

17 Arrelious Benn

Wide Receiver

6-2, 220

Illinois

5th year

Born 9/8/88 in Washington, D.C.

Dunbar HS, Washington, D.C.

Acquired - Trade (TB) 2013



A former second-round selection of Tampa Bay in 2010, Arrelious Benn was acquired by the Eagles in a trade with the Buccaneers during the 2013 offseason and missed the entirety of his first season in Philadelphia with a torn ACL. Benn recorded 59 receptions for 862 yards and five touchdowns during his three-year stint in Tampa Bay. In 2011, he started all 14 games in which he appeared and recorded career highs in catches (30), receiving yards (441) and touchdowns (3). A native of Washington, D.C., Benn starred at the University of Illinois where he became the first Illini receiver since 2002 and only the fourth player in school history to surpass 1,000 yards receiving in a single season.

BIRDSEED

- Recently began a Coat Drive in his hometown of Washington, D.C. "I used to be in a situation where I didn't have all the proper necessities," said Benn looking back on his days growing up. "I was raised in a single-parent household with four brothers, so I can relate to the struggles that some people go through. It's important that we all help out in some way."
- Greeted youth athletes and served as an honorary captain in the 2011 Pop Warner Super Bowl in Orlando
- Visited hospital patients and sang Christmas carols to residents at Westminster Palms retirement home in December 2010
- Hosted a bowling outing for foster children and accompanied the Boys and Girls Club of Orlando to a theme park in June of 2010

ROAD TO RECOVERY



After being acquired by the Eagles during the 2013 offseason, Benn was looking forward to a fresh start in a new city and new offense. However, his hopes of contributing in his first season in Philadelphia were dashed after he tore his ACL during a joint practice with the New England Patriots on August 6th.

Since injuring his knee, Benn has been at the NovaCare Complex nearly every day, pushing himself to return even better than he was before the injury. Additionally, he has also continued to push himself mentally, learning that positive reinforcement can be a key to success.

"If anything, the thing I've gotten better at it's being mentally tough," said Benn. "I think I've gotten stronger in that area. I look at this situation as how can I help the team? How can I help myself to become a better person on and off the field? I'm just thankful to be here. I look at football differently than I did before the injury. Every time I touch the field, I feel blessed to be out there. I don't take one day for granted."

PERSONAL

- Claims that his older brother, Trulon, his trainer, Myron Flowers, and his financial assistant, Omar Sillah, have been the biggest influences on his life and career. Adds that his older brother is the primary reason for him getting into football
- **Favorite moment in sports growing up:** Playing in the Rose Bowl as a freshman at Illinois. Led the Fighting Illini with 80 receiving yards and a score on five receptions
- **Nickname:** AB
- Attended Dunbar High School (Washington, D.C.) where he played wide receiver, running back, safety and linebacker
- Named *USA Today*, *Parade* and *Super Prep* first-team All-American and also added 2006 D.C. Gatorade Player of the Year honors
- Recognized as the *EA Sports* Walter Payton Award recipient, which is awarded annually to the most-dedicated high school athlete in the country following his senior season
- Two-time All-Metropolitan selection by the *Washington Post* and rated the 17th-best player in the country by both Rivals and ESPN
- Rated as the nation's second-best receiver and second-best DC-area player by Rivals
- In his senior season, caught 56 passes for 1,039 yards and nine touchdowns
- Caught 50 passes for 1,147 yards and 17 touchdowns as a junior, becoming the first player in school history to gain over 1,000 receiving yards in a season
- Son of Arrelious Gregg and Denise Benn. Father, Arrelious, is retired and mother, Denise, is an IT specialist for the Federal Railroad Administration
- Has four brothers, Trulon Henry, Daniel Robinson, Nathaniel Robinson and John Robinson. Older brother, Trulon, was a former defensive back at Illinois (2008-09)
- Greatest love besides football is his daughter, Azaia Yoli Benn, and fiancée, Mariel Marte
- Graduated with a degree in communications

THREE-STEP DROP



Talent he'd most like to have: Ability to play the piano

Person he'd like to trade places with for a day: Warren Buffett

Actor who would play him in a movie: Idris Elba

Favorite athletes: Brian Mitchell, LeBron James and Anquan Boldin

First job: Served pizzas at RFK Stadium for two seasons with his aunt

Meal: Salmon and steak

Cars: Aston Martin's and Porsche's

Book: *Secrets*

Movie: *The Program*

TV show: *Boardwalk Empire*

Musician: The Dream

Place to visit: Los Angeles, CA

Favorite aspect of the city: Downtown Philadelphia

Philly restaurant: Del Frisco's

Twitter: @ArreliousBenn

17 Arrelious Benn



BENN'S CAREER STATISTICS

Year	Team	GP/GS	No	Yds	Avg	Lg	TD
2010	TB	15/9	25	395	15.8	64	2
2011	TB	14/14	30	441	14.7	65t	3
2012	TB	8/1	4	26	6.5	9	0
2013	Phil.	0/0	INJURED RESERVE/KNEE				
TOTALS		37/24	59	862	14.6	65t	5

ADDITIONAL CAREER STATISTICS

KICKOFF RETURNS: 2012 (13-306-55LG)

RUSHING: 2010 (6-35), 2011 [6-(-7)], 2012 (3-16)

FUMBLES LOST: (3/2) - 2012 (1/0); 2010 (2/2)

SPECIAL TEAMS TACKLES: (16) - 2012 (6), 2010 (10)

CAREER HIGHS

Rush atts.	2	(12/5/10 vs. Atl.)
Yards	17	(12/12/10 at Was.)
Long	17	(12/12/10 at Was.)
Recepts.	5	(11/20/11 at GB)
Yards	122	(12/12/10 at Was.)
Long	65	(10/16/11 vs. NO)
TDs	1	(5x - 12/24/11 at Car.)
KO ret.	7	(9/16/12 at NYG)
Yards	180	(9/16/12 at NYG)
Average*	25.7	(9/16/12 at NYG)
Long	55	(9/16/12 at NYG)
*min. 3 returns		

100-YARD RECEIVING GAMES (1)

Yards	Date	Opponent	Rec.	TDs
122	12/12/10	at Was (W)	4	0

2012 HIGHLIGHTS (with Tampa Bay)

- Led the Buccaneers with 13 kickoff returns for 306 yards in only eight games in 2012

2011 HIGHLIGHTS (with Tampa Bay)

- Set career highs in receptions (30), receiving yards (441) and touchdowns (3) while starting all 14 games in which he appeared
- Hauled in one reception for four yards and a touchdown at Car. (12/24)
- Recorded a career-high five receptions for 75 yards at GB (11/20)
- Finished with three receptions for 83 yards vs. NO (10/16), including a career-long 65-yard reception for a touchdown
- Scored his first touchdown of the season at Min. (9/18) on a 25-yard reception in the fourth quarter that keyed a comeback win

2010 HIGHLIGHTS (with Tampa Bay)

- Appeared in 15 contests with nine starts during his rookie campaign, and tallied 25 catches for 295 yards and two scores
- Nominated for NFL Rookie of the Week honors after recording four receptions for a team-high 122 yards at Was. (12/12), his first career 100-yard receiving contest. He also reeled in a 64-yard reception, the longest reception of the season for the Buccaneers
- Notched two receptions for 29 yards and a touchdown vs. Car. (11/14)
- Recorded his first career touchdown at Atl. (11/7) on a 14-yard reception from QB Josh Freeman
- Registered two receptions for 25 yards in his first NFL start at Cin. (10/10)
- Grabbed his first NFL reception vs. Pit. (9/26) and finished the game with three receptions for 33 yards

COLLEGE HIGHLIGHTS

- Played three seasons at Illinois, starting 35 of his 37 career games played
- Tied for fourth in Illini history with 159 catches and sixth on the

school's all-time record list with 2,221 receiving yards. He also notched seven touchdown receptions during his three-year career

- Finished his career tied for fourth in school history with 3,613 all-purpose yards
- Recorded at least one reception in 35 of his 37 games played
- Named a team captain in his sophomore and junior seasons
- Was the first Illini receiver since 2002 and only the fourth player to surpass 1,000 receiving yards in a single season
- His 1,668 all-purpose yards as a sophomore registered as the third-best single-season performance in school history
- Garnered Big Ten Freshman of the Year honors from both the coaches and the media and also earned conference Freshman of the Year honors from *The Sporting News*
- Earned second-team Freshman All-America honors by *The Sporting News*, Scout.com and Rivals.com, while garnering first-team All-Big Ten honors from Rivals.com
- Named the Big Ten Special Teams Player of the Week as a freshman for his breakout game against Penn State, taking his first career kickoff return for a 90-yard touchdown and added six catches for 84 yards and his first receiving touchdown

INJURY HISTORY

- Placed on Injured Reserve on 8/7/13 after suffering a torn ACL in training camp
- Was placed on Injured Reserve (11/22/12) with knee and shoulder injuries
- Was rendered inactive vs. SD (11/11/12) with a shoulder injury
- Held out of the season-opener vs. Car. (9/9/12) with a knee injury sustained during training camp
- Held inactive at Atl. (1/1/12) with a neck injury and vs. Dal. (12/17/11) with a concussion
- Placed on Injured Reserve (12/27/10) with a knee injury sustained vs. Sea. (12/26/10)

19 Kadron Boone

Wide Receiver

6-0, 202


LSU

Rookie

Born 9/13/91 in Ocala, FL

Trinity Catholic HS, Ocala, FL

Acquired - Rookie FA (2014)



Playing in a star-studded wide receiving corps at LSU, Kadron (KAY-dren) Boone signed as a rookie free agent with the Eagles in 2014. Boone appeared in 51 games (11 starts) for the Tigers, recording 44 receptions for 611 yards and eight touchdowns in his career. He finished fourth on the team with seven catches for 129 yards and a pair of touchdowns as a senior in 2013

BIRDSEED

- One of his most memorable moments growing up was scoring five touchdowns in his 8th grade Super Bowl for the Sr. Bucs of Ocala. He scored in all three phases of the game: offense, defense and special teams. The highlights of the game were captured on video by a fan and can be found on YouTube. Recalled Boone, "I was just so happy we won the game and the other thing I remember was that 3 or 4 other touchdowns were called back."
- Was taught how to play the drums by his brother, Kevin, at the age of seven
- Was humbled by a torn ACL just prior to the start of his sophomore season in high school. "After coming off a really good freshman year on the varsity team, I didn't know what to do. It was my first injury. But right then, I decided that football can be taken away at any moment and you have to have something else to fall back on. My grades actually improved during my rehab."
- Considers former Titans and Lions cornerback Tony Beckham a mentor. "Tony was friends with my high school track coach and he gave me good advice in getting ready to play in college and in the NFL. He actually trained me along the way, too."

COLLEGE HIGHLIGHTS

- Appeared in 51 games (11 starts) at LSU, finishing his career with 44 receptions for 611 yards and eight touchdowns
- Played in 13 games as a senior in 2013 and tied for fourth on the team with seven catches for 129 yards and a pair of touchdowns
- Started seven games as a junior, finishing third on the team in receptions (26) and yards (348) and second in touchdown receptions (four)
- Caught seven passes for 82 yards and a touchdown as a sophomore ... saw action in all 13 games as a true freshman in 2010

PERSONAL

- Engaged to his fiancée, Cherice ... is the son of Herman and Yolando Boone. Herman is a pastor and Yolando is a retired school teacher of 35 years ... has two older brothers, Herman, Jr. and Kevin, and one older sister, Kia. Herman, Jr. is a musician, while Kia works in a juvenile detention center ... is a cousin of Falcons returner Devin Hester
- A highly-regarded wide receiver out of Trinity Catholic High School, Boone hauled in 104 receptions for 2,218 yards and 34 touchdowns in his final two seasons in high school
- Named a *SuperPrep* All-American and a member of the Dixie Team, the *Mobile Press Register* Super Southeast 120 team and appeared in the 2010 Under-Armour All-American Bowl
- Was a high school teammate of NY Jets safety Antonio Allen
- Also competed in basketball, track and weight lifting in high school. Was named track athlete of the year as a senior
- Played AAU basketball with Billy Donovan, Jr. and was recruited by Florida to play hoops
- Began playing football at the age of 6 for the Pop Warner Raiders
- Graduated with a degree in sports administration
- Boone on twitter: @ocalas_finest86

THREE-STEP DROP

Talent he'd most like to have: Play the piano and guitar

Favorite athletes growing up: Anquan Boldin, Randy Moss, Cris Carter and Michael Jordan

Hobbies: Bowling, pool and video games

Favorite TV show: *Law and Order SVU*, *NCIS*

Guilty pleasure: *Love & Hip Hop*

Favorite movie: *V for Vendetta*

Favorite App: Candy Crush

First Job: Working in a day care center

If Not Playing Football, I'd be: A crime scene investigator

22 Brandon Boykin

Cornerback

5-10, 185


Georgia

3rd year

Born 7/30/90 in Fayetteville, GA

Fayetteville County, Fayetteville, GA

Acquired - D4-2012 (123rd overall)



A fourth-round draft choice of the Eagles in 2012, Brandon Boykin emerged as a playmaker in his second year as the team's primary nickel corner, finishing second in the NFL with six interceptions. A unique multi-dimensional threat at Georgia, Boykin showcased his versatility at cornerback, kickoff returner, punt returner, running back, "Wildcat" quarterback, a coverage man on both kickoff and punt teams, and at holder during his tenure in Athens. He was the recipient of the 2011 Paul Hornung Award as a senior, which is given out annually to the most versatile player in college football.

2013 HIGHLIGHTS

- Led the team and tied for second in the NFL with six interceptions
- Secured the Eagles first NFC East title since 2010 after intercepting Cowboys QB Kyle Orton with under two minutes remaining to ice the game for the Birds at Dal. (12/29)
- Picked off Bears QB Jay Cutler and returned the ball 54 yards for a touchdown in a win vs. Chi. (12/22)
- Notched his second interception in as many games, picking off Redskins QB Robert Griffin III in the end zone in the waning seconds of the game to secure a 24-16 Eagles victory vs. Was. (11/17)
- Intercepted QB Scott Tolzien in the Eagles end zone and returned the pick 76 yards to the Packers 27-yard line at GB (11/10)
- Snatched the ball away from Giants WR Victor Cruz in midair for an interception in the fourth quarter at NYG (10/6). The turnover directly led to an Eagles touchdown
- Started in place of an injured Bradley Fletcher and forced a fumble in the second quarter at SD (9/15) as he stripped Chargers TE Antonio Gates at the Eagles two-yard line. Also added one pass defended
- Notched his first-career interception after picking off Redskins QB Robert Griffin III in the first quarter at Was. (9/9)



2013 NFL INTERCEPTION LEADERS

1. Richard Sherman (SEA)	8
2t. Brandon Boykin	6
2t. DeAndre Levy (DET)	6
2t. Antrel Rolle (NYG)	6

INJURY REPORT

- Sustained a head injury in the third quarter at Min. (12/15) and did not return

BIRDSEED

- Has a prayer book that he reads from before every game. Said Boykin: "My mom bought it for me when I was in 8th grade. A lot of the pages are torn, but it's still holding up. There's a prayer that's applicable to pretty much any situation. I usually think about everything that went on that particular week to pick out the right prayer and go from there."
- Also a star basketball player in high school, Boykin was recruited and got offers to play at South Florida, Louisville and Georgia Tech
- Claims the biggest influence on his life and career are his parents, who have both attended every single one of Brandon's games since he was a child
- Follow Brandon on Twitter: @BrandonBoykin2

THREE-STEP DROP

Favorite athlete growing up: Barry Sanders

Video game: NBA 2K

Talent he'd most like to have: "I have an acoustic guitar, but I don't know how to play it yet."

Person he'd like to trade places with for a day: LeBron James

Personal moment in sports growing up: Winning the Super Bowl in pee wee football as a member of the Fayette County Sentinels. Scored 4 TDs in the game

On his bucket list: Flying a plane

Collects: Shoes - over 100 pairs

Meal: Grilled tilapia with rice

Car: Porsche Panamera

Movie: Next Friday

Quote: "Failing to prepare is preparing to fail."

App: Temple Run

CAMERA READY



A journalism major in college, Brandon hopes to be a sports broadcaster after his football playing days are over. In the 2013 offseason, Brandon did an internship as a college football analyst for WSB-TV, an ABC affiliate in Georgia.

Boykin co-hosted "Bulldogs Weekly," which aired on Saturdays and primarily covered all aspects of the Georgia football program. "It was a great experience for me. I loved it," said Brandon. "People don't realize that it's not an easy thing to do. You can't just step in front of the camera and start talking. There's a tremendous amount that goes into it. I have a lot of respect for the guys that do this for a living."




ICE PICKIN'

Despite only being on the field for 51% of the team's defensive snaps in 2013, Boykin finished the season tied for second in the NFL with six interceptions. Of Boykin's six picks in 2013:

- Five came with a one-possession lead
- Four came in the fourth quarter
- Two were been in the red zone
- Two sealed Eagles wins





2013 GAME-BY-GAME STATISTICS

Date	Opp	W/L	P/S	S	A	I	Sac	Hur	Int	Yds	Lg	KD	FF	FR
Sep 9	at Was	W	1/0	4	1	5	0.0	0	1	0	0	1	0	0
Sep 15	SD	L	1/1	1	0	1	0.0	0	0	0	0	1	1	0
Sep 19	KC	L	1/0	0	1	1	0.0	0	0	0	0	0	0	0
Sep 29	at Den	L	1/1	3	0	3	0.0	0	0	0	0	0	0	0
Oct 6	at NYG	W	1/0	1	0	1	0.0	0	1	0	0	0	0	0
Oct 13	at TB	W	1/0	4	0	4	0.0	0	0	0	0	0	0	0
Oct 20	Dal	L	1/0	2	1	3	0.0	0	0	0	0	0	0	0
Oct 27	NYG	L	1/0	1	1	2	0.0	0	0	0	0	1	0	0
Nov 3	at Oak	W	1/0	4	0	4	0.0	0	0	0	0	1	0	0
Nov 10	at GB	W	1/0	3	0	3	0.0	0	1	76	76	0	0	0
Nov 17	Was	W	1/0	3	0	3	0.0	0	1	0	0	1	0	0
Dec 1	Ari	W	1/0	0	0	0	0.0	0	0	0	0	1	0	0
Dec 8	Det	W	1/0	0	1	1	0.0	0	0	0	0	1	0	0
Dec 15	at Min	L	1/0	1	1	2	0.0	0	0	0	0	0	0	0
Dec 22	Chi	W	1/0	0	1	1	0.0	0	1	54t	54t	1	0	0
Dec 29	at Dal	W	1/0	0	0	0	0.0	0	1	6	6	1	0	0
Totals			16/2	27	7	34	0.0	0	6	136	76	9	1	0
Playoffs														
Jan 4	NO	L	1/1	0	0	0	0.0	0	0	0	0	0	0	0
Totals			1/1	0	0	0	0.0	0	0	0	0	0	0	0

"BAM" BOYKIN

Brandon's nickname "Bam" has stuck with him ever since high school when Cindy Morely, a local sportswriter for the Fayette Daily News, wrote an article about one of Brandon's great games and used the word "Bam!" repeatedly when describing his explosive plays.

CAREER HIGHS

Tackles	5	(2x - 9/9/13 at Was.)
INTs	1	(6x - 12/29/13 at Dal.)
INT Lg.	76	(11/10/13 at GB)
Sacks	1.0	(12/23/12 vs. Was.)
KO ret.	6	(12/13/12 vs. Cin.)
Yards	130	(12/13/12 vs. Cin.)
Average*	28	(12/30/12 at NYG)
Long	44	(11/26/12 vs. Car.)
*min. 3 returns		

BOYKIN'S CAREER STATISTICS

			TACKLES					INTERCEPTIONS									KICKOFF RETURNS					PUNT RETURNS						
Year	Team	GP/GS	Tot	Solo	Ast	Sacks	Yds	Int	Yds	Lg	TD	KD	FF	FR	Yds	No	Yds	Avg	Lg	TD	No	FC	Yds	Avg	Lg	TD	STT	
2012	Phil.	16/4	25	24	1	1.0	0.0	0	0	0	0	5	1	0	0	45	1037	23.0	44	0	1	0	7	7.0	7	0	8	
2013	Phil.	16/2	34	27	7	0.0	0.0	6	136	76	0	9	1	0	0	9	205	22.8	41	0	0	0	0	0.0	0	0	3	
TOTALS		32/6	59	51	8	1.0	0.0	6	136	76	0	14	2	0	0	54	1242	23.0	44	0	1	0	7	7.0	7	0	11	
PLAYOFFS																												
2013	Phil.	1/1	0	0	0	0.0	0.0	0	0	0	0	0	0	0	0	0	0	0.0	0	0	0	0	0	0.0	0	0	0	
TOTALS		1/1	0	0	0	0.0	0.0	0	0	0	0	0	0	0	0	0	0	0.0	0	0	0	0	0	0.0	0	0	0	

2012 HIGHLIGHTS

- Finished his rookie campaign ranked fourth in Eagles history for kickoff returns by a rookie (45) and fifth in kickoff return yards by a rookie (1,037)
- Recorded his first-career sack and forced fumble when he hit Robert Griffin III deep in Redskins territory in the third quarter vs. Was. (12/23)

PERSONAL

- Earned all-state and all-region honors as a senior at Fayetteville County High School
- Son of Alfred and Lisa. Alfred owns a small trucking company and Lisa is a registered nurse. Has one brother, Alfred Jr, who played basketball at Enderson College
- Engaged to Tess Echols. Echols played softball at the University of Georgia
- Has two goldendoodles named Deuce and Dooley

COLLEGE HIGHLIGHTS

- Started in 38 of 53 games at Georgia, recording 159 tackles, 20 tackles for a loss, nine interceptions, 27 passes defended, and two forced fumbles
- Set school records in kickoff returns (110), yards (2,663) and touchdowns (4). His four career kickoff return scores rank tied for first in the SEC record books. His 24.2 kickoff return average ranks fourth in school annals
- Averaged 12.9 yards on 14 punt returns, including one score. Also rushed seven times for 103 yards and one touchdown, and caught five passes for 71 yards and two scores
- Was named the recipient of the Paul Hornung Award as a senior in 2011, which is given out annually to college football's most versatile player. Also earned All-America honors from The NFL Draft Report

56 Bryan Braman

Linebacker

6-5, 241

West Texas A&M

4th year

Born 5/4/87 in Spokane, WA

Shadle Park HS, Spokane, WA

Acquired - FA (Hou) 2014



After taking an unconventional route to the NFL, Bryan Braman has emerged as a proven force on special teams over the course of his career and signed a two-year deal with the Eagles on March 12, 2014. Originally an undrafted free agent signing of Houston in 2011, Braman recorded 31 career special teams tackles in 46 games with the Texans while also contributing as a reserve linebacker.

CAREER HIGHLIGHTS

- Has recorded 31 special teams tackles in 46 career games
- Was named as a Pro Bowl alternate and to *USA Today's* All-Joe Team in 2012 after leading the team with 16 special teams tackles and notching a franchise-best two blocked punts
- Blocked a Pat McAfee punt in the second quarter vs. Ind. (12/16/12) and ran it back for eight yards for his first-career touchdown

2013 HIGHLIGHTS

- Saw action in all 16 games, tallying eight special teams tackles

THE MOST INTERESTING MAN IN THE WORLD

Here are some fun facts you may not know about Bryan Braman:



- As a senior prank at West Texas A&M, teammates cut off Braman's dreadlocks at his defensive line coach's house. Still having an attachment to them, he currently has them stored in a Ziploc bag in his garage

• Claims to get his size from his late grandfather, Ivan Cecil Braman, a World War II veteran who was a whopping 7-foot-4 and 360 pounds

- Was heavily recruited as a standout track star at Shadle Park High School, as he competed in the 4X1 relay, high jump, long jump and javelin
- Once tried to tackle a fire hydrant as a kid



- While at Long Beach City College from 2007-08, modeled for *Abercrombie & Fitch* and did casting calls in Los Angeles

PERSONAL

- Has a daughter, Blakely
- Son of Tina Braman-Fields and Robert Dire. Has two sisters, Alyssa and Marissa
- Was a standout defensive end and track athlete at Shadle Park High School
- Majored in sports & exercise sciences

THREE-STEP DROP

Pets: An American Pitbull named "Doja" and an iguana named "Z"

Greatest love besides football: My daughter

Actor that would play him in a movie: Chris Hemsworth or Jason Momoa, the actor who plays Khal Drogo in *Game of Thrones*

Favorite athletes growing up: Brett Favre and Reggie White

First job: A pizza maker at Dominos

Most played artist on his iPod: Drake

Twitter: @50_Braman


BRAMAN'S UNCONVENTIONAL PATH TO THE NFL

Prior to landing his first NFL job as a rookie free agent signing with the Houston Texans in 2011, Bryan Braman thought his football career was over. "After I got kicked out of Idaho, I was making concrete railroad ties for a year, just back-breaking work. It was tough."

Braman went to West Texas A&M in 2009 after a two-year stint at Long Beach City College. He originally went to Idaho, where he served as a red-shirt freshman in 2006. "The bottom line is I was just immature and got caught up in bad things. It was an eye-opening experience for me and really forced me to grow up. I think going through that ultimately made me a better person. I'm so much more appreciative of everything I have now."

"He's a war-daddy, man. When I think special teams, I think Bryan Braman. He's all out on every play."

- Eagles punter Donnie Jones, who played with Braman in Houston



BRAMAN'S CAREER STATISTICS

Year	Team	GP/GS	Tot	TACKLES			Yds	INTERCEPTIONS					FF	FR	Yds	STT
				Solo	Ast	Sacks		Int	Yds	Lg	TD	KD				
2011	Hou.	16/0	1	0	1	0.5	3.5	0	0	0	0	0	0	0	0	7
2012	Hou.	14/0	6	4	2	0.0	0.0	0	0	0	0	0	0	0	0	16
2013	Hou.	16/0	0	0	0	0.0	0.0	0	0	0	0	0	0	0	0	8
TOTALS		46/0	7	4	3	0.5	3.5	0	0	0	0	0	0	0	0	31
PLAYOFFS																
2011	Hou.	1/0	0	0	0	0.0	0.0	0	0	0	0	0	0	0	0	1
2013	Hou.	1/0	0	0	0	0.0	0.0	0	0	0	0	0	0	0	0	1
TOTALS		1/0	0	0	0	0.0	0.0	0	0	0	0	0	0	0	0	2

ADDITIONAL CAREER STATISTICS

TOUCHDOWNS: (1) - 2012 [vs. Ind. on 12/16/12 - blocked a Pat McAfee punt and returned it 8 yards for a score]

BLOCKED PUNTS: (2) - 2012 [vs. GB - 10/14 (Tim Masthay)]; [vs. Atl. - 12/16 (Pat McAfee)]

CAREER HIGHS

Tackles	2	(2x - 10/10/12 at NE)
Sacks	0.5	(1/1/12 vs. Ten.)

2013 GAME-BY-GAME STATISTICS WITH TEXANS

Date	Opp	W/L	P/S	S	A	I	Sac	Hur	Int	Yds	Lg	KD	FF	FR
Sep 9	at SD	W	1/0	0	0	0	0.0	0	0	0	0	0	0	0
Sep 15	Ten	W	1/0	0	0	0	0.0	0	0	0	0	0	0	0
Sep 22	at Bal	L	1/0	0	0	0	0.0	0	0	0	0	0	0	0
Sep 29	Sea	L	1/0	0	0	0	0.0	0	0	0	0	0	0	0
Oct 6	at SF	L	1/0	0	0	0	0.0	0	0	0	0	0	0	0
Oct 13	StL	L	1/0	0	0	0	0.0	0	0	0	0	0	0	0
Oct 20	at KC	L	1/0	0	0	0	0.0	0	0	0	0	0	0	0
Nov 3	Ind	L	1/0	0	0	0	0.0	0	0	0	0	0	0	0
Nov 10	at Ari	L	1/0	0	0	0	0.0	0	0	0	0	0	0	0
Nov 17	Oak	L	1/0	0	0	0	0.0	0	0	0	0	0	0	0
Nov 24	Jac	L	1/0	0	0	0	0.0	0	0	0	0	0	0	0
Dec 1	NE	L	1/0	0	0	0	0.0	0	0	0	0	0	0	0
Dec 5	at Jac	L	1/0	0	0	0	0.0	0	0	0	0	0	0	0
Dec 15	at Ind	L	1/0	0	0	0	0.0	0	0	0	0	0	0	0
Dec 22	Den	L	1/0	0	0	0	0.0	0	0	0	0	0	0	0
Dec 29	at Ten	L	1/0	0	0	0	0.0	0	0	0	0	0	0	0
Totals			16/0	0	0	0	0.0	0	0	0	0	0	0	0

2012 HIGHLIGHTS

- Was named as a Pro Bowl alternate and to *USA Today's* All-Joe Team in 2012 after leading the team with 16 special teams tackles and notching a franchise-best two blocked punts
- Blocked a Pat McAfee punt in the second quarter vs. Ind. (12/16) and ran it back for eight yards for his first-career touchdown
- Logged two special teams tackles and recovered an onside kick in a win vs. Bal. (10/21)
- Blocked a fourth quarter punt which was scooped up for a touchdown by a Texans teammate vs. GB (10/14)
- Led the team with three special teams tackles vs. Ten. (9/30)

2011 HIGHLIGHTS

- Competed in all 16 regular season games, finishing with a half sack, a fumble recovery and seven special teams tackles
- Registered a half sack as he helped bring down Titans QB Matt Hasselbeck for a 7-yard loss vs. Ten. (1/1)
- Recovered his first-career fumble and added a special teams tackle at TB (11/13)

COLLEGE HIGHLIGHTS

- In two seasons at West Texas A&M, saw action in 17 games and recorded 57 tackles, nine sacks, an interception, seven QB hurries, six passes defended and two blocked kicks
- Competed in five games as a senior in 2010, adding 20 tackles, 1.5 sacks, three QB hurries, one pass defended and a blocked kick
- Started in all 12 games as a junior in 2009 while leading the team with 7.5 sacks alongside 37 tackles, one interception, five passes defended, four QB hurries and a blocked kick
- Earned first-team SCFA All-Southern Conference accolades as a defensive end for Long Beach City College in 2008, totaling a team-best five sacks, 24 tackles and a fumble recovery
- Combined for 7.5 sacks and 59 tackles in 2007 at Long Beach City College
- In 2006, was a redshirt freshman at Idaho

Tight End
6-3, 235


Florida

Rookie

Born 10/29/91 in Venice, FL

Venice HS, Venice, FL

Acquired - Rookie FA (2014)



A versatile threat in the collegiate ranks, Trey Burton signed with the Eagles as a rookie free agent during the 2014 offseason. Burton, who lined up at quarterback, fullback, H-back, tight end and wide receiver during his tenure with the Gators, finished his career with 720 rushing yards and 16 touchdowns on 141 carries and 107 catches for 976 yards and four touchdowns. As a senior captain, Burton moved to wide receiver full-time in 2013 and ranked third on the team with 38 receptions for 445 yards and one touchdown.

BIRDSEED

- Claims the biggest influences on his life were a trio of mentors, including his grandfather, John McClintock, and two of his high school coaches, John Peacock and Larry Shannon. Trey grew up without a father in his life and these three men helped fill that void. "They kept me going in the right direction," said Burton. "I didn't have a father growing up, so they were like my father figures through high school. If I ever needed anything or need anything to this day, I can always go to them and ask for anything"
- Burton's athleticism runs in his bloodlines as his grandfather, Lawrence Burton, was the seventh overall selection in the 1975 NFL Draft and also sprinted for Team USA in the 1972 Summer Olympics in Munich. Lawrence split time with the New Orleans Saints and San Diego Chargers during his five-year NFL career, hauling in 44 catches for 804 yards and seven touchdowns. Additionally, he placed fourth for the United States in Munich in the 200 meter final

COLLEGE HIGHLIGHTS

- Appeared in 50 games (29 starts) during his collegiate tenure, finishing his career with 720 rushing yards and 16 touchdowns on 141 carries and 107 catches for 976 yards and four touchdowns
- As a senior captain in 2013, tallied 38 receptions for 445 yards and a touchdown as a full-time wide receiver
- Appeared in 12 games (four starts) as a junior, registering 190 yards and two touchdowns on 29 carries and 18 catches for 172 yards and one score
- Joined Chris Rainey as the only Gators to score both a rushing and receiving touchdown in the same game as a sophomore in 2010. Finished the season with 19 catches for 149 yards and one touchdown, while adding 125 yards and three touchdowns on 37 carries
- Named to the 2010 SEC All-Freshman Team and was named SEC Freshman Player of the Week twice during the 2010 season. Also earned a place on the 2010 SEC Academic Honor Roll
- Saw action at quarterback, fullback, tight end, wide receiver and on kick coverage while starting 11 games as a freshman in 2010. Recorded a team-high 11 rushing touchdowns on 75 carries and also led the Gators with 12 total touchdowns
- Ranked third among Florida freshman in team history with 12 total touchdowns and second with 11 rushing touchdowns, trailing only Emmitt Smith
- Scored six touchdowns (five rushing, one receiving) in a single game against Kentucky (9/25/10), despite only touching the ball 10 times. Was only the fourth player in SEC history to score 36 or more points in a single game

PERSONAL

- Passed for 1,876 yards with 18 touchdowns and only one interception while adding 821 yards and 22 touchdowns on the ground for Venice High School in 2009. Earned FSWA 5A All-State First-Team honors for his play
- Named to the 2008 FSWA 5A All-State first team and named the Team MVP and All-Area first team as a junior after completing 80 of 133 passes for 1,399 and 12 touchdowns along with 919 yards and 24 touchdowns on the ground
- Also played basketball and ran track in high school
- Son of Cindy Burton and has two brothers, Clay Burton and Jake MacFarland. Clay is currently a tight end at Florida
- Married to Yesenia Burton and has one daughter, Ariella Skye. The couple is also expecting their second child
- Burton started playing football when he was five years old. "I played three years of flag football and every year after that in Pop Warner. But I didn't get to play my eighth grade year because I weighed too much. We had a weight scale, so I wasn't able to play because I was too heavy"
- **Underrated attributes needed to be a successful tight end:** "They have to be able to do it all. They have to be able to block. They've got to be able to pass protect and they've got to be able to run routes or else they wouldn't be good. So you have to do everything and do it well."
- **Favorite moment in sports growing up:** "My freshman year against Georgia, because my family growing up were huge Georgia fans and I had committed to Florida. I scored twice that game and I think I had a 50-yard touchdown run." Burton finished the contest with 110 yards rushing and two touchdowns on 17 carries and added five receptions for 35 yards while also completing two passes
- **Full name:** Lawrence Burton III

THREE-STEP DROP

Talent he'd most like to have: Being in the choir in church

Dinner guest: His grandfather, John McClintock, who passed away when he was in high school

Nickname: TB

Hobbies: Spending with his family, to play and watch sports and watch his younger brothers play

What he'd be doing if not football: "I'd like to be in the business side of things. I'd be an insurance agent."

Most played artists on his iPod: Lindsey Seals, Lecrae and Anthony Evans

Favorite athletes to watch: LeBron James, Emmitt Smith, Mike and Maurkice Pouncey

Favorite movie: Any Adam Sandler or Denzel Washington movie

Favorite book: *All-Pro Dad* by Mark Merrill

Favorite TV channels: ESPN, HGTV

Favorite meal: Chicken Alfredo

21 Roc Carmichael

Cornerback

5-10, 197

Virginia Tech

4th year

Born 9/9/88 in Laurinburg, NC

Gwynn Park HS, Brandywine, MD

Acquired - FA (Hou) 2013



A former fourth-round pick of the Houston Texans in 2011, Roc Carmichael was signed to the Eagles 53-man roster on 9/18/13 after spending the first two weeks of the season on the Texans' practice squad. Carmichael appeared in 13 games with two starts for the Eagles in 2013, providing quality depth in both the secondary and on the team's special teams units. A two-year starter at Virginia Tech, he earned preseason second-team All-America and first-team All-ACC accolades as a senior in 2010.

2013 HIGHLIGHTS

- Made his first NFL start in place of an injured Bradley Fletcher at GB (11/10) and posted 5 tackles and 2 pass deflections

BIRDSEED

- Credits his mother, Mae, for being who he is today. "She pushed me and made sure that academics came first. I was able to get a degree in psychology and a minor in human development at Virginia Tech because my mother kept telling me how important a degree is for life." Mae currently works at Andrews Air Force Base in Maryland
- Along with teammate Davon Morgan, Carmichael spent his senior year of college working 50 hours a week at a local Head Start school, helping out children from low-income families. Having graduated as a junior, Carmichael devoted his time and effort to helping these kids achieve in the classroom while also providing them with trips to Blacksburg to visit Lane Stadium and the team's locker room. Virginia Tech has since adopted the program as an annual event in which kids from the school travel to visit with the team
- Modeled his game after former Virginia Tech standouts Brandon Flowers and Macho Harris. "Flowers was a Virginia Tech guy. Coming out of school, he was an All-American, All-ACC type of player. He just did things the right way. I base a lot of my game after him and Macho Harris. I took pieces from both of those guys because I came up from under them and learned a lot from them."

PERSONAL

- Attended Gwynn Park High School, where he lettered three times as a defensive back and running back
- Totaled 115 tackles with 12 interceptions in three varsity seasons, while also compiling 1,785 yards and 19 touchdowns rushing
- Received All-Mid Atlantic 47 honors from *SuperPrep*, in addition to garnering All-Conference and All-Region honors
- Graduated with a degree in human development and a minor in psychology
- Son of Mae and the late Bernard Carmichael
- Full name is Rashad Bernard Carmichael and nicknamed "Roc" by his father
- Has a girlfriend, Jessica Miller, and a dog named Rambo

THREE-STEP DROP

Superpower he'd most like to have: The ability to be invisible

Person he'd most like to trade places with for a day: His brother, Shaikh

Would like to have dinner with: His father, Bernard, who passed away in 2008

Favorite player to watch right now: Cristiano Ronaldo

Favorite athlete growing up: Walter Payton

Favorite movie: *300*, *The Wood*, *Pirates of the Caribbean*

Favorite TV show: *Buying Hawaii* on the Destination America channel

Favorite meal: French Toast

Guilty pleasure: Apple Pie. "I eat a piece of apple pie a day with ice cream."

Hobbies: Enjoys listening to music and watching movies

BLESS ALL PEOPLE



After losing his father at a young age, Roc found two ways to keep himself occupied during the tough time in his life -- football and helping others. He saw the way that people behaved around him, with fancy cars and expensive jewelry, and realized that he didn't want to travel down a similar path. He wanted to do whatever he could to help those in need with everything that he had.

Since starting "Bless All People" during his senior season at Virginia Tech, Carmichael has held six football camps to help teach kids about ways to behave both on and off the field. He's hosted coat drives, fed women at local shelters and thrown a middle-school dance for senior citizens, all of which he's done out of his own pocket.

"It's something as small as going and buying a few pizzas from Little Caesars and going to feed the homeless people," said Carmichael. "We cooked burgers and hot dogs one day and passed them out on the street. It's hard to explain because it's not a movement and it's not a foundation. It's a real feeling that you get helping the people next to you. It's what I feel in my heart we should be doing."





2013 GAME-BY-GAME STATISTICS

Date	Opp	W/L	P/S	S	A	I	Sac	Hur	Int	Yds	Lg	KD	FF	FR
Signed to the Eagles 53-man roster (9/18/13)														
Sep 19	KC	L	0/0											
Sep 29	at Den	L	1/0	1	0	1	0.0	0	0	0	0	0	0	0
Oct 6	at NYG	W	1/0	0	0	0	0.0	0	0	0	0	0	0	0
Oct 13	at TB	W	1/0	0	0	0	0.0	0	0	0	0	0	0	0
Oct 20	Dal	L	1/0	0	0	0	0.0	0	0	0	0	0	0	0
Oct 27	NYG	L	1/0	0	0	0	0.0	0	0	0	0	0	0	0
Nov 3	at Oak	W	1/0	0	1	1	0.0	0	0	0	0	1	0	0
Nov 10	at GB	W	1/1	3	2	5	0.0	0	0	0	0	2	0	0
Nov 17	Was	W	1/1	3	1	4	0.0	0	0	0	0	1	0	0
Dec 1	Ari	W	1/0	0	0	0	0.0	0	0	0	0	0	0	0
Dec 8	Det	W	1/0	0	0	0	0.0	0	0	0	0	0	0	0
Dec 15	at Min	L	1/0	0	0	0	0.0	0	0	0	0	0	0	0
Dec 22	Chi	W	1/0	0	0	0	0.0	0	0	0	0	0	0	0
Dec 29	at Dal	W	1/0	0	0	0	0.0	0	0	0	0	0	0	0
Totals			13/2	7	4	11	0.0	0	0	0	0	4	0	0
Playoffs														
Jan 4	NO	L	1/0	0	0	0	0.0	0	0	0	0	0	0	0
Totals			1/0	0	0	0	0.0	0	0	0	0	0	0	0

CAREER HIGHS

Tackles **5** (2x - 11/10/13 at GB)

CARMICHAEL'S CAREER STATISTICS

Year	Team	GP/GS	TACKLES					INTERCEPTIONS					FF	FR	Yds	STI
			Tot	Solo	Ast	Sacks	Yds	Int	Yds	Lg	TD	KD				
2011	Hou.	0/0	0	0	0	0.0	0	0	0	0	0	0	0	0	0	0
2012	Hou.	6/0	9	8	1	0.0	0	0	0	0	0	1	0	0	0	4
2013	Phil.	13/2	11	7	4	0.0	0	0	0	0	0	4	0	0	0	7
TOTALS		19/2	20	15	5	0.0	0	0	0	0	0	5	0	0	0	11
PLAYOFFS																
2011	Hou.	0/0	INJURED RESERVE (SHOULDER)													
2012	Hou.	0/0	0	0	0	0.0	0	0	0	0	0	0	0	0	0	0
2013	Phil.	1/0	0	0	0	0.0	0	0	0	0	0	0	0	0	0	0
TOTALS		1/0	0	0	0	0.0	0	0	0	0	0	0	0	0	0	0

2012 HIGHLIGHTS (with Texans)

- Saw action in six games and recorded nine tackles and one pass defensed after being inactive for the first 10 games of the season

COLLEGE HIGHLIGHTS

- Appeared in 54 games (27 starts) during his four-year career, recording 115 tackles, 16 passes defensed, 10 interceptions, 6.5 tackles for loss, three quarterback pressures and one sack
- Returned two interceptions for touchdowns during his career and ranks fourth on the school's all-time list in the category
- Earned preseason second-team All-America and first-team All-ACC honors in 2010
- As a senior, totaled 26 tackles, four interceptions and seven passes defensed

- Named a second-team All-ACC selection by the NFL Draft Report in 2009 and was the recipient of the team's Don Williams Team United Award, given annually to the defensive player who put the team first
- Ranked sixth on the team in tackles with 55 to go along with six interceptions and six passes defensed in 2009
- As a junior, led the Hokies in interceptions while placing second in the ACC and tied for 11th nationally with six, a figure that ranked seventh in the school's single-season annals

INJURY HISTORY

- Suffered a shoulder injury during the preseason and was placed on Injured Reserve (9/16/11)

23 Nolan Carroll II

Cornerback

6-1, 205

Maryland

5th year

Born 1/18/87 in Jacksonville, FL

Clay HS, Green Cove Springs, FL

Acquired - FA (Mia) 2014



A long and athletic corner, Nolan Carroll signed a two-year deal with the Eagles during the 2014 offseason. A former fifth-round draft choice of Miami in 2010, Carroll emerged as a starter for the Dolphins in 2012 and set career highs in interceptions (three), passes defended (11) and sacks (two) in 2013. Carroll has also been a valuable contributor to the team's special teams units. A native of Green Cove Springs, FL, he was a four-year letterman and team captain at Maryland.

2013 HIGHLIGHTS (with Miami)

- Established career highs in interceptions (three), passes defended (11) and sacks (two) after starting a personal best 12 games in 2013
- Picked off Bills QB Thad Lewis and added six tackles at Buf. (12/22)
- Intercepted Panthers QB Cam Newton and returned the ball 24 yards vs. Car. (11/24). The pick led to a Dolphins field goal on the ensuing drive
- Notched an interception of Browns QB Brandon Weeden in the season-opening win at Cle. (9/8)

FAMILY VALUES



Carroll was raised in a military family, as both of his parents served in the Armed Forces. Carroll's father, Nolan Sr., served in the Air Force, where he earned the rank of senior master sergeant.

His mother, Jennifer, served in the Navy, where she became a lieutenant commander. Mrs. Carroll turned in 20 years of military service and left the Navy with a long list of achievements, including a Meritorious Service Medal; two Navy Commendation Medals; two Navy Achievement Medals; a National Defense Service Medal; an Overseas Ribbon; two Coast Guard Special Operation Ribbons; and an Expert Pistol Medal.

Adding to her resume, Mrs. Carroll was named Florida's lieutenant governor after spending seven years as a state legislator and also serving as executive director of the Florida Department of Veterans Affairs.



BIRDSEED

- Claims the biggest influence on his career is his high school coach Ron Riddle. Said Carroll: "He had me in gym class and pretty much convinced my mom to let me play football. I wasn't allowed to play until my sophomore year of high school. I owe so much to Coach Riddle."
- Was originally recruited to Maryland as a receiver before transitioning to cornerback his sophomore year. Said Carroll: "I liked receiver but I've always considered myself a defensive guy. I've always had that mindset. I basically begged to play corner. They let me and I took off from there."

- One of Carroll's favorite hobbies is restoring old cars. His most prized possession is a 1972 Cutlass. "I bought it my rookie year and have been working on it ever since," said Carroll. "It's almost where I want it to be."

PERSONAL

- Has a son, Nolan III
- Son of Nolan Sr. and Jennifer Carroll. Has a younger brother, Nicho, and a younger sister, Nicky
- Attended Clay High School in Green Cove Springs, FL, where he was a three-year starter at wide receiver and helped his team to district titles in each of his last two seasons
- Also lettered in soccer and track
- Graduated with a bachelor's degree in family science

THREE-STEP DROP

Pet: An American Bulldog named "Prime"

Greatest love besides football: My son
What he'd be doing if not playing football: Coaching or scouting

Talent he'd most like to have: Ability to sing

Actor that would play him in a movie: Chris Brown

Favorite personal moment in sports growing up: Breaking the high school record in the 4X1 relay and making it to the state championship

Teams growing up: Miami Dolphins and Jacksonville Jaguars

Collects: Football cards

Most played artist on his iPod: Rick Ross

Meal: Barbeque chicken

Nicknames: "Nole" and "Bigs"

TV Show: *Dexter*

Movie: The original *Teenage Mutant Ninja Turtles*

DREAD-FUL INSPIRATION



Carroll's favorite player growing up was former Eagle and Packers CB Al Harris. "I saw this guy flying around on tv with these dreadlocks," said Carroll. "I was like 'Who is this guy?' He looks like *The Predator*."



After watching Harris perform on Sundays, Carroll began to grow dreads of his own his freshman year in college. He cut them off once he entered the NFL.

"Ironically, Al ended up being my teammate my first year in the league," said Carroll. "He coached me after that. It's funny how things turn out."

2012 HIGHLIGHTS (with Miami)

- Played in 14 games with ten starts and recorded 53 tackles, five



CARROLL'S CAREER STATISTICS

Year	Team	GP/GS	TACKLES					INTERCEPTIONS							
			Tot	Solo	Ast	Sacks	Yds	Int	Yds	Lg	TD	KD	FF	FR	Yds
2010	Mia.	13/1	3	3	0	0.0	0.0	1	1	1	0	2	0	0	0
2011	Mia.	15/3	32	28	4	0.0	0.0	1	0	0	0	4	0	0	0
2012	Mia.	14/10	53	46	7	1.0	5.0	0	0	0	0	5	1	0	0
2013	Mia.	16/12	47	43	4	2.0	16.0	3	24	24	0	11	0	0	0
Totals		58/26	135	120	15	3.0	21.0	5	25	24	0	22	1	0	0

ADDITIONAL CAREER STATISTICS

KICKOFF RETURNS: 2010 [27-655, long of 46]

2013 GAME-BY-GAME STATISTICS W/ MIAMI

Date	Opp	W/L	P/S	S	A	I	Sac	Hur	Int	Yds	Lg	KD	FF	FR
Sep 8	at Cle	W	1/0	3	0	3	0.0	NA	1	0	0	1	0	0
Sep 15	at Ind	W	1/1	4	0	4	0.0	NA	0	0	0	1	0	0
Sep 22	Atl	W	1/1	6	0	6	0.0	NA	0	0	0	0	0	0
Sep 30	at NO	L	1/1	1	1	2	0.0	NA	0	0	0	1	0	0
Oct 6	Bal	L	1/1	1	0	1	0.0	NA	0	0	0	0	0	0
Oct 20	Buf	L	1/1	3	0	3	0.0	NA	0	0	0	0	0	0
Oct 27	at NE	L	1/0	0	0	0	0.0	NA	0	0	0	0	0	0
Oct 31	Cin	W	1/0	0	0	0	0.0	NA	0	0	0	0	0	0
Nov 11	at TB	L	1/1	2	0	2	1.0	NA	0	0	0	1	0	0
Nov 17	SD	W	1/0	4	0	4	0.0	NA	0	0	0	1	0	0
Nov 24	Car	L	1/1	3	0	3	0.0	NA	1	24	24	4	0	0
Dec 1	at NYJ	W	1/1	4	0	4	0.0	NA	0	0	0	0	0	0
Dec 8	at Pit	W	1/1	1	2	3	0.0	NA	0	0	0	1	0	0
Dec 15	NE	W	1/1	3	0	3	0.0	NA	0	0	0	0	0	0
Dec 22	at Buf	L	1/1	5	1	6	1.0	NA	1	0	0	1	0	0
Dec 29	NYJ	L	1/1	3	0	3	0.0	NA	0	0	0	0	0	0
Totals			16/12	43	4	47	2.0	NA	3	24	24	11	0	0

passes defended, one sack and one forced fumble

- Posted eight tackles, including a sack and forced fumble of Jets QB Mark Sanchez vs. NYJ (10/28). The ball was recovered by Paul Soliai at the Jets 32-yard line and led to a Dolphins touchdown on the ensuing drive
- Led the team with ten tackles and added three passes defended at Ind. (11/4)

2011 HIGHLIGHTS (with Miami)

- Recorded 32 tackles and one interception in 15 games (three starts)
- Notched two tackles and an interception vs. Buf. (11/20), picking off Bills QB Ryan Fitzpatrick. The INT led to a Dolphins touchdown on the ensuing drive

2010 HIGHLIGHTS (with Miami)

- Appeared in 13 games with one start as a rookie, and finished the season with three tackles, one interception and two passes

CAREER HIGHS

Tackles	10	(11/4/12 at Ind.)
Sacks	1.0	(3x - 12/22/13 at Buf.)
INTs	1	(5x - 11/24/13 vs. Car.)
INT Lg	24	(11/24/13 vs. Car.)

defended

- Also returned 27 kickoffs for 655 yards (24.3 avg.)
- Recorded his first-career interception, picking off Jets QB Mark Sanchez at NYJ (12/12)
- Made his first NFL start at Oak. (11/28)
- Made his NFL debut in a reserve role at Buf. (9/12)

COLLEGE HIGHLIGHTS

- Played in 38 career games, including six starts at the University of Maryland
- Was named one of four team captains and a member of the Terp's leadership council as a senior in 2009
- Started two games as a senior in 2009 before suffering a broken leg that caused him to miss the remainder of the season
- Appeared in 10 games, including four starts as a junior in 2008 and recorded a career-best 37 tackles while finishing second on the team with eight passes defended
- Played in 13 games as a reserve cornerback and special teams performer as a sophomore in 2007 after converting from wide receiver during the offseason
- Saw action in all 13 games as a reserve wideout and on special teams in 2006
- Redshirted as a true freshman in 2005

INJURY HISTORY

- Was inactive the final two games of the 2012 season due to a knee injury sustained vs. Jac. (12/16/12)
- Rendered inactive vs. Was. (11/13/11) with a hamstring injury suffered at KC (11/6/11)
- Forced out of the game vs. Det. (12/26/10) with a concussion and missed the season finale at NE (1/2/11) as a result of the injury

85 James Casey

Tight End

6-3, 240


Rice

6th year

Born 9/22/84 in Fort Worth, TX

Azle HS, Azle, TX

Acquired - FA (Hou) 2013



A versatile and athletic tight end, Casey signed a three-year deal with the Eagles on the first day of free agency in 2013 after spending the first four years of his career with the Houston Texans. Originally a fifth round draft choice of Houston in 2009, the multi-faceted Casey was drafted in the seventh round of the 2003 MLB draft by the Chicago White Sox and spent three years in their organization before ultimately retiring to pursue a career in football in 2006. Casey spent two years at Rice and set school records as a sophomore in 2008 before entering the NFL draft. He then returned to Rice in the 2011 offseason to complete his degree as he triple majored in economics, managerial studies and sport management, and minored in business.

2013 HIGHLIGHTS

- Finished the year ranked 2nd on the team with 13 special teams tackles
- Notched a team-high 3 special teams tackles vs. Dal. (10/20)

BIRDSEED

- A triple major in economics, managerial studies and sport management in just three years at Rice, Casey returned in the 2011 offseason to complete his degree
- Nicknamed "Thor" in college after the "Thor package" of plays at Rice featuring Casey as the quarterback
- Following his three-year baseball stint in the Chicago White Sox's minor league system, Casey decided to put down the bat and pursue a career in football. The switch was a rude awakening for him as he was turned down by virtually every college program due to his football inexperience. After a tireless effort of self-recruiting on his part, Casey was eventually offered a full scholarship to Rice. However, just when everything was starting to fall into place

for him, Rice's head coach left to take on the same role at Tulsa three days after Casey arrived on campus. With an 0-6 record to start the 2007 season and a nationally-televised game against Southern Miss next up on the schedule, the coaching staff decided to let Casey loose on the field. The freshman played seven different positions in the game (wildcat QB, WR, RB, holder, guard on punt team, punt returner and DE) en route to a 31-29 Rice win

- An avid reader, Casey's favorite book is *As A Man Thinketh* by James Allen. Said Casey: "I've read it a bunch of times and always keep a copy in my locker. I try to get other people to read it all the time. It's a great book."
- Interned for Houston Mayor Annise Parker during the 2010 off-season
- He and his wife, Kylie, have two sons, Cannon James and Knox
- A standout in football and baseball at Azle High School, earned all-district honors as a junior quarterback while garnering all-state honors as a senior pitcher. Was also named the District 6-4A MVP in baseball

THREE-STEP DROP

Greatest love besides football: Family and education

What he'd be doing if not in football: A coach

Talent he'd most like to have: Being ridiculously good at golf

Actor that would play him in a movie: Dwayne "The Rock" Johnson

First job: "Working as a roofer with my dad."

Bucket list: RVing across the US with family

Most played artist on his iPod: Waylon Jennings

Quote: "To achieve what others don't, you have to do what others won't."

Meal: Peanuts and Beef Jerky - together as a combo

Philly Restaurant: Prime Stache

FROM THE DIAMOND TO THE GRID-IRON



A two-sport star in high school, Casey originally pursued a career in baseball after being drafted in the 7th round of the 2003 MLB draft by the Chicago White Sox out of high school. An accomplished pitcher, Casey threw a no-hitter in his first-ever varsity game and went on to win all-state honors as a senior. He

spent three years in the White Sox organization before retiring in 2006 to pursue a career in football.

EARLY BIRD GETS THE WORM


An early riser, Casey gets up at 4:30 am every work day and is at the NovaCare Complex by 5:15. "That's my quiet time to kind of get everything ready in my head for the day," said Casey. "I get to watch film and really soak everything in. It's just part of my routine."

AFTER TRAGEDY, COMES INSPIRATION

James Casey knew tragedy at a young age as he lost his mother, Susan, in a residential fire during his sophomore year of high school. Susan, who lived with James in a trailer in Azle, TX, worked nights and went to sleep in the morning when James was at school. "We had a heater, an electrical appliance, that malfunctioned and caught fire and burned the trailer," recalls Casey. "That was a traumatic event, it was very tough for me."

Casey moved in with his athletic trainer, Doc and Betsy Urbanek, and got help from a variety of people, including his family, friends and what would be his future wife, Kylie, and mother-in-law, Holly. Said Casey: "The Urbanek's were amazing to me. I consider them my adopted parents. My wife's mother stepped in and really took care of me through my senior year of high school on. I owe a lot to her and my wife for really taking care of me during that time when it was real tough."

After his mother's death, Casey poured himself into sports and education. He saw amazing success in both football and baseball. "Do I feel sorry for myself and just quit, or do I realize that my mom would want me to pick myself up and succeed," Casey said. "That was the turning point in my life. It made me work very hard to be extremely successful."



CASEY'S CAREER STATISTICS

Year	Team	GP/GS	No	Yds	Avg	Lg	TD	STT
2009	Hou.	15/0	6	64	10.7	32	0	3
2010	Hou.	16/4	8	98	12.3	33	0	17
2011	Hou.	14/7	18	260	14.4	62	1	3
2012	Hou.	16/9	34	330	9.7	30	3	1
2013	Phil.	15/1	3	31	10.3	12	0	13
TOTALS		76/21	69	783	11.3	62	4	37

PLAYOFFS

2011	Hou.	2/1	0	0	0.0	0	0	0
2012	Hou.	2/0	4	49	12.3	29	0	0
2013	Phil.	1/0	0	0	0.0	0	0	1
TOTALS		5/1	4	49	12.3	29	0	1

CAREER RUSHING STATS: 2-17-11lg - 2012 (1-6), 2011 (1-11)

CAREER HIGHS

Recepts	7	{1/1/12 vs. Ten.}
Yards	126	{9/25/11 at NO}
Long	62	{9/25/11 at NO}
TDs	1	{4x - 12/2/12 at Ten.}

2013 GAME-BY-GAME

Date	Opp.	W/L	P/S	No	Yds	Avg	Lg	TD
Sep 9	at Was	W	1/0	0	0	0.0	0	0
Sep 15	SD	L	1/0	0	0	0.0	0	0
Sep 19	KC	L	1/0	0	0	0.0	0	0
Sep 29	at Den	L	1/0	1	12	12.0	12	0
Oct 6	at NYG	W	1/0	0	0	0.0	0	0
Oct 13	at TB	W	0/0	INACTIVE/GROIN				
Oct 20	Dal	L	1/0	0	0	0.0	0	0
Oct 27	NYG	L	1/0	1	11	0.0	11	0
Nov 3	at Oak	W	1/0	0	0	0.0	0	0
Nov 10	at GB	W	1/0	1	8	8.0	8	0
Nov 17	Was	W	1/0	0	0	0.0	0	0
Dec 1	Ari	W	1/0	0	0	0.0	0	0
Dec 8	Det	W	1/0	0	0	0.0	0	0
Dec 15	at Min	L	1/0	0	0	0.0	0	0
Dec 22	Chi	W	1/1	0	0	0.0	0	0
Dec 29	at Dal	W	1/0	0	0	0.0	0	0
Totals			15/1	3	31	10.3	12	0
Playoffs								
Jan 4	NO	L	1/0	0	0	0.0	0	0
Totals			1/0	0	0	0.0	0	0

2012 HIGHLIGHTS (with Houston)

- Earned a spot on *USA Today's* All-Joe Team, which honors the NFL players whose work doesn't necessarily garner headlines but is integral to the success of their football team
- Set career highs in catches (34), yards (330) and touchdowns (3)
- Named an alternate on the AFC Pro Bowl squad
- Helped block for 7 100-yard rushing performances by Texans RBs
- Hauled in a 5-yard TD pass from QB Matt Schaub at Ten. (12/2)
- Made four catches for 38 yards, including an 11-yard reception to set up the game-winning field goal in overtime at Det. (11/22)
- Scored on a 1-yard touchdown reception from Schaub vs. Jax. (11/18)
- Caught four passes for a season-high 53 yards at NYJ (10/8)
- Hauled in an 11-yard touchdown pass from Schaub on the team's opening drive vs. Ten. (9/30)

2011 HIGHLIGHTS (with Houston)

- Led the team with a career-high seven catches for 91 yards vs. Ten. (10/23)
- Notched his first-career 100-yard game, racking up 126 yards on 5 receptions, including his first career touchdown as he made a diving catch in the end zone at NO (9/25)

2010 HIGHLIGHTS (with Houston)

- Led the team with 17 special teams tackles


COLLEGE HIGHLIGHTS

- Appeared in 25 games (17 starts) in two years at Rice, recording 157 receptions for 1,914 yards and 17 touchdowns. Also added 102 carries for 392 yards and 11 touchdowns on the ground
- His 157 catches ranked third in school history and his 1,194 yards ranked fourth despite only playing two years
- Also threw for two touchdowns, returned 15 punts for 117 yards and gained 2,393 career all-purpose yards
- Earned unanimous All-Conference USA honors as a senior in 2008 after setting school single-season records with 111 receptions for 1,329 yards, becoming the first player in school history to catch over 100 passes in a season
- Was a consensus all-conference freshman team choice in 2007
- Also an Academic All-American

INJURY HISTORY

- Rendered inactive at TB (10/13/13) with a groin injury
- Was inactive at Ten. (10/23/11) and at Bal. (10/16/11) after suffering a pectoral strain vs. Oak. (10/9/11)
- Underwent successful arthroscopic knee surgery on 11/2/09 after injuring his right knee vs. Oak. (10/4/09). Was then rendered inactive the following week at Ind. (11/8/09)

Tight End
6-4, 255
Cincinnati
8th year
Born 1/25/85 in Cincinnati, OH
LaSalle HS, Cincinnati, OH
Acquired - D5b-2007 (162nd overall)



A big, reliable target over the middle and one of the leaders on the Eagles offense, Brent Celek is armed with a unique toughness and relentless work ethic. Originally a fifth round draft choice of the club in 2007, Celek has since molded himself into one of the best all-around tight ends in the NFL and earned a six-year contract extension in 2009 that will keep him in Philadelphia through 2016.

CAREER HIGHLIGHTS

- Produced one of the most prolific seasons by an Eagles tight end in 2009, setting career highs in receptions (76), yards (971) and TDs (8). These numbers were the second-highest, single-season totals in team history in all three categories among tight ends. In addition, his yards and touchdown totals ranked fourth among all NFL tight ends
- Celek (24 years old), Jeremy Maclin (21) and DeSean Jackson (23) became the first trio of teammates age 24-years-old-or-younger in NFL history to each post 50+ catches, 750+ yards and 4+ touchdowns in a season in 2009. Additionally, he and Jackson became the first duo in team history to compile 900+ receiving yards in the same season
- Set a franchise playoff record with 10 catches, (83 yards and two TDs) in the NFC Championship game on 1/18/09 at Arz. His two TD receptions tied a team postseason record (Chad Lewis, Fred Barnett, Harold Carmichael)

YAC'N IT UP

YAC AMONG TEs SINCE 2009

Jason Witten, DAL	1841
Brent Celek, PHI	1834
Antonio Gates, SD	1687

Note: This is updated every Wednesday by Stats Inc.

EAGLES CAREER RECORDS • TIGHT ENDS

Player	Yards	Player	TDs	Player	Rec.
Pete Retzlaff	7,412	Pete Retzlaff	47	Pete Retzlaff	452
Brent Celek	3,975	Brent Celek	26	Brent Celek	312
John Spagnola	2,833	Chad Lewis	23	John Spagnola	256

2013 HIGHLIGHTS

- Led the team in receiving yards (71) on 3 receptions at Dal. (12/29), including a 14-yard TD catch from QB Nick Foles
- Posted 3 receptions for 58 yards, including a 10-yard TD grab from Foles vs. Chi. (12/22)
- Hauled in a 1-yard touchdown pass from Foles vs. Arz. (12/1), moving past Chad Lewis and into 2nd place all-time among Eagles tight ends in touchdowns with 24
- Scored on a 2-yard touchdown from Foles at Oak. (11/3)
- Helped the Eagles pull away with a victory in his 100th NFL game at NYG (10/6) after hauling in a crucial 25-yard TD pass from Foles in the 4th quarter to put the team up 29-21
- Caught a 28-yard TD pass from QB Michael Vick at Was. (9/9)

QUOTES

• NFL Analyst Brian Baldinger on Celek:

"I think he's the best all-around tight end in the NFL right now. When you combine his blocking, pass-catching ability, he's the whole package. He gets tons of yards after the catch, he's tough and he does it all. Rob Gronkowski and Jimmy Graham may have the numbers, but they can't block like Celek. I challenge you to try and name a tight end that blocks better than him. There isn't one."

• Celek's father, Steve, on seeing Brent's drive and love for football early in life:

"He was probably around 2 years old and he was standing in front of the TV while my wife was doing dishes. He was banging on the TV and making noise. My wife asked him what he was doing and he said, 'Football.'"

"She said, 'You want to play football?' He said, 'No, I want to play football on TV.' He never deviated from that."

THREE-STEP DROP

Person he'd like to trade places with for a day: Richard Branson

Guilty pleasure: Chocolate chip ice cream

Favorite app: Spotify

Person to follow on twitter: Evan Mathis ... @EvanMathis69

Philly restaurant: Prime Stache

Funniest Eagle: Todd Herremans

Talent he'd most like to have: The ability to play the piano

On his bucket list: Driving in a NASCAR race

Most played artists on his iPod: Phoenix and Passion Pit

First job: A janitor in his uncle's motorcycle shop

Meal: Spaghetti and meatballs

Car: Lexus

Movie: *Shawshank Redemption*

TV Show: *Lost*

Quote: "Setback is a setup for a comeback."

Place to visit: Torch Lake, MI

Hidden talent: Making ice cream

FOR CELEK, THE ONLY WORK IS HARD WORK

Known for his relentless work ethic, Brent Celek has the distinct reputation of being the first one in to the NovaCare Complex every day, and the last one to leave.

Mark Staten, who was Celek's tight ends coach at Cincinnati and is currently coaching at Michigan State, claims that his former player has always been that way. Said Staten: "He is one of the hardest working, if not the hardest working player that I have enjoyed coaching. From the time I met him as a freshman when he got to Cincinnati, he wanted to be the best tight end. He wanted to play in the NFL and he wanted to be the best tight end in the NFL. As a young 19-year-old, that was his goal."

When asked if there was a specific moment when he knew Celek would turn into something special, Staten recalls a funny story.

"When he took all my NFL tight end tape and I couldn't find it any more. I let him borrow it, he studied it on his own and I never got it back. We had some film with Shannon Sharpe doing some things. I remember he really dove into that. That's the thing about Brent - he's just a guy that wants to be the best. His work ethic, his intelligence, the way he goes about the game of football. He wants the information."



SPECIAL RELATIONSHIP




Brent's #1 fan is his grandfather, Ed, and vice versa. "We've been very close from when he was little on up," Ed said. "Of all my 15 grandchildren, I don't know why we're the closest." Brent gave his grandfather the ball from his first touchdown catch in 2007 as well as many of his other awards and trophies. In fact, Celek's new business venture, a gourmet hot dog and sausage stand called Prime Stache, contains a photo of Ed with a mustache on the menu.

Said Celek of Ed: "Every single day, the fact he's 88 and the way he's living is amazing. No matter what happens in his life he has a positive outlook. He's always been that way. Whenever I didn't want to go further he made me go further. I have a great family and it starts with Grandpa. He's the chief."

BIRDSEED

- Celek, who was not invited to the NFL scouting combine as a senior in 2007 and was then drafted in the fifth round, admits that those snubs have been a huge motivating force for him. Said Celek: "It ticked me off, to be honest. I thought I would be drafted higher, but it just lit a fire under me that I will always carry."
- Had dinner with Jim Cramer, host of "Mad Money" on CNBC and long-time Eagles fan, during the 2009 off-season. The two met to discuss finance and football. "We went to a barbeque place in New York called Blue Smoke. We talked about finance and the market, then we talked about football. It was fun, he invited me back up there to sit in and watch the show."

BRENT AND "THE BUS"



Known for routinely taking on multiple defenders to gain an extra yard, Celek says he tries to model that particular part of his game after one of the all-time great running backs. "I grew up watching Jerome Bettis and loved the way he played. He was a beast, the first guy never took him down. When I have the ball in my hands, I try to be like him. That's my mindset."



PERSONAL

- Acquired his desire to invest and research business ventures during his college classes at Cincinnati. "I would often get bored in class and sometimes just log onto the internet during class to research companies and learn as much as I could."
- His parents, Steve and Debbie, own three hair salon and spas in Cincinnati named Paragon Salon
- Researches companies as a hobby in hopes of one day investing in them. Reads the Wall Street Journal every day with an online subscription, as well as many other websites. "I try to focus on companies I know and use in everyday life."

PRIME STACHE



In April of 2013, Brent opened his own restaurant in Philadelphia called "Prime Stache." Located on 110 Chestnut Street in Old City, the menu features mostly American cuisine. "My two favorite things are the wings and the meatloaf," said Celek.



- Brent teamed up with the Miracle League of Northampton, a baseball/softball league for special needs children, in an effort to build Miracle Field, a safe, smooth baseball surface for kids in wheelchairs. For more information about Miracle Field, visit www.miracleleaguenhpa.org.

ALL BUSINESS, ALL THE TIME



Became the first NFL football player to ever be named to *Philadelphia Business Journal's* "40 under 40" for his success in his multiple business ventures, including his newly-launched clothing and accessory line REVISIT. REVISIT partners with local designers and artisans to create quality luxury goods and gives 25% of its profits to help preserve the future of American National Parks.

To learn more about REVISIT, please visit revisitproducts.com



- Has two younger brothers, Garrett, who is a tight end on the San Francisco 49ers, and Tyler. Also has two younger sisters, Stephanie and Mackenzie
- Grew up a fan of the Cincinnati Bengals as his family owned 10 season tickets. His favorite Bengal of all time is Boomer Esiason. Also enjoyed watching Notre Dame football
- Hobbies include reading murder mysteries and books regarding the stock market, as well as playing tennis, golf and basketball
- Favorite moment in sports:** "The day I got drafted. I was at my parents' house and I got the call from Coach Reid. I just remember jumping up and down and being so pumped up. It was a great feeling."
- Follow Brent on Twitter: @BrentCelek
- A two-time all-district and all-league selection at LaSalle HS. Also lettered in track (shotput and discus)



2013 GAME-BY-GAME

Date		Opp.	W/L	P/S	No	Yds	Avg	Lg	TD
Sep 9	at	Was	W	1/1	2	56	28.0	28t	1
Sep 15		SD	L	1/1	0	0	0.0	0	0
Sep 19		KC	L	1/1	2	18	9.0	16	0
Sep 29	at	Den	L	1/1	3	57	19.0	27	0
Oct 6	at	NYG	W	1/1	3	47	15.7	25t	1
Oct 13	at	TB	W	1/1	1	10	10.0	10	0
Oct 20		Dal	L	1/0	1	9	9.0	9	0
Oct 27		NYG	L	1/1	2	17	8.5	9	0
Nov 3	at	Oak	W	1/1	3	27	9.0	24	1
Nov 10	at	GB	W	1/1	1	7	7.0	7	0
Nov 17		Was	W	1/1	1	42	42.0	42	0
Dec 1		Ari	W	1/1	4	29	7.3	16	1
Dec 8		Det	W	1/1	2	29	14.5	27	0
Dec 15	at	Min	L	1/1	1	25	25.0	25	0
Dec 22		Chi	W	1/1	3	58	19.3	24	1
Dec 29	at	Dal	W	1/1	3	71	23.7	25	1
Totals				16/15	32	502	15.7	42	6
Playoffs									
Jan 4		NO	L	1/1	2	16	8.0	24	0
Totals				1/1	2	16	8.0	24	0

TAKE FLIGHT FOUNDATION

Celek founded his Take Flight Foundation in the 2010 off-season. The organization's mission is to provide opportunities, support and resources to children and families in need throughout Greater Philadelphia. For more information on Celek's Take Flight Foundation, please log on to www.brentcelek.org



CELEK'S CAREER STATISTICS

Year	Team	GP/GS	No	Yds	Avg	Lg	TD
2007	Phil.	16/4	16	178	11.1	29	1
2008	Phil.	16/7	27	318	11.8	44	1
2009	Phil.	16/15	76	971	12.8	47T	8
2010	Phil.	16/15	42	511	12.2	65T	4
2011	Phil.	16/16	62	811	13.1	73	5
2012	Phil.	15/15	57	684	12.0	34	1
2013	Phil.	16/15	32	502	15.7	42	6
TOTALS		111/87	312	3975	12.7	73	26
PLAYOFFS							
2008	Phil.	3/3	19	151	7.9	31T	3
2009	Phil.	1/1	3	59	19.7	26	0
2010	Phil.	1/1	2	25	12.5	16	0
2013	Phil.	1/1	2	16	8.0	24	0
TOTALS		6/6	26	251	9.7	31T	3

CAREER HIGHS

Receptions	10	(12/28/10 vs. Min.)
	10	(1/18/09 at Arz., NFC-C)
Yards	157	(9/16/12 vs. Bal.)
Long	73	(12/18/11 vs. NYJ)
TDs	2	(1/18/09 at Arz., NFC-C)
	1	(26x - 12/29/13 at Dal.)

100-YARD RECEIVING GAMES (6)

Yards	Date	Opponent	Rec.	TDs
157	9/16/12	vs. Bal (W)	8	0
156	12/18/11	vs. NYJ (W)	5	1
131	11/2/08	at Sea (W)	6	0
121	12/27/09	vs. Den (W)	4	1
104	9/27/09	vs. KC (W)	8	1
104	9/20/09	vs. NO (L)	8	0

THAT'S TIGHT

Brent and his younger brother, Garrett, a tight end on the San Francisco 49ers, are the only active brothers to both play tight end in the NFL. In fact, Brent and Garrett form the seventh brother/tight end duo in NFL history.

Here are the others:

Cash	Keith (1991-96)
	Kerry (1991-96)
Griggs	Billy (1985-89)
	David (1989-93)
Gronkowski	Dan (2009-11)
	Rob (2010-pres.)
Lewis	Darryl (1984)
	Gary (1981-84)
Smith	Irv (1993-99)
	Ed (1997-99)
Tice	John (1983-92)
	Mike (1981-95)



Linebacker

6-3, 270

Cincinnati

10th year

Born 10/5/82 in Xenia, OH

Xenia HS, Xenia, OH

Acquired - D5a-2005 (146th overall)



Pro Bowls: 2007, 2009



An avid hunter off the field, Trent Cole tracks down QBs with as much skill and determination as he takes to the woods. A two-time Pro Bowler, Cole ranks 2nd in team history with 79 career sacks and while he receives a great deal of attention from opposing offenses for his pass-rushing skills, he is just as effective in stuffing the run. He was rewarded with a four-year contract extension on 3/14/12 that will keep him in Philadelphia through 2017.

CAREER HIGHLIGHTS

- Earned Pro Bowl honors following the 2007 and 2009 seasons. Also garnered *Associated Press* second-team All Pro honors in 2009
- Posted double-digits in sacks in all 3 seasons from 2009-11 and four over his career. The only player with more double-digit sack seasons in Eagles history is Reggie White (8)
- His 19 career multi-sack games rank 3rd place in Eagles history behind Reggie White (38) and Clyde Simmons (21)
- Was named to *USA Today's* All-Joe team in three consecutive seasons from 2006-2008, which honors the NFL players whose work doesn't necessarily garner headlines, but is integral to the success of their football team

2013 HIGHLIGHTS

- Led the team in sacks (8), tackles for a loss (10) and forced fumbles (3), and ranked 2nd in QB pressures (15)
- Posted a sack of QB Drew Brees in a NFC Wild Card Playoff game vs. NO (1/4)
- Amassed 3.0 sacks of QB Jay Cutler vs. Chi. (12/22), moving past Clyde Simmons (76) to rank second on the Eagles all-time sack list. It was the third time in his career posting 3+ sacks in a game
- Recorded 8 tackles and two sacks of QB Carson Palmer vs. Arz. (12/1), including a sack-fumble that was recovered by Benjie Logan on the opening drive of the game and led to an Eagles touchdown. It was the third time in his career posting multiple sacks in back-to-back games and his first time since 2006
- Posted two sacks of Redskins QB Robert Griffin III vs. Was. (11/17) and collared 9 total tackles, including 3 tackles for a loss
- Sacked Raiders QB Terrelle Pryor at Oak. (11/3)
- Forced a fumble of RB Ryan Mathews that was recovered by Mychal Kendricks on the Eagles 8-yard line to thwart a Chargers drive vs. SD (9/15). It was the first time in his career that he forced a fumble in two straight games
- Tackled Redskins RB Alfred Morris in the end zone for a safety at Was. (9/9). Also forced a fumble of Morris on the Redskins first offensive play, as the ball was recovered by Mychal Kendricks on the Washington 25-yard line and led to the Eagles first touchdown of the game on the ensuing drive

EAGLES ALL-TIME SACK LIST

Player	Seasons	Sacks
1. Reggie White	8	124.0
2. Trent Cole	9	79.0
3. Clyde Simmons	8	76.0

BIRDSEED

- Trent enjoys spending time on his farm in Ohio and says it's his favorite place to vacation every year. "I have it all there. I can relax, farm and fish. I can't think of any other place I'd rather be in my free time."
- Is the cousin of Miami Heat point guard Norris Cole
- Loves being in Philadelphia because of the fans and the fact that there are so many things to do: "The fans are who I play for. They make it fun for me. I love when the city gets hyped up for a big game all week long. I look forward to those games. As for Philly, there's always something to do, seven days a week. People like to have a good time. You can be at a mall in minutes or at the beach in an hour."
- Follow Trent on Twitter: [@Pro_Hunt58](#)

THREE-STEP DROP

Nickname: T-Love

Actor that would play him in a movie: Denzel Washington

Funniest Eagle: LeSean McCoy

Favorite Philly restaurant: Del Frisco's

App: Mossy Oak

Favorite thing about playing football: Dancing after a sack

Unique pregame ritual: "I have to shave all the hair off my head the night before a game."

Meal: Anything from Subby's, a sandwich shop in Ohio

Car: Dodge Longhorn Mega Cab

Movie: *Sniper*

Favorite team growing up: Cincinnati Bengals


Most played artists on his iPod: 2Chainz, Eric Church and Nappy Roots

COLE OUTDOOR PRODUCTIONS



Trent owns and operates Cole Outdoor Productions, a hunting video production company that he formed with some of his closest hunting buddies. The videos are geared towards hunting enthusiasts and work to bring the reality back into the hunting video world. Cole also hosts a show called Blitz TV with several of his friends. In 2014, Blitz TV will broaden its reach, airing at 3 pm on Wednesdays and 7 am on Saturdays on NBC Sports Network and Destination America "The purpose of this show is to display the passion for the outdoors and bring the reality of the outdoors into people's homes. It's also a good opportunity to see a professional athlete's life with friends and family both on and off the field."

For more information on Trent's passion for the outdoors, Blitz TV and Cole Outdoor Productions, please log onto [ColeOutdoors.com](#).





PERSONAL

- Has enjoyed hunting ever since he was a 4th grader. "I know that some people look down on hunters and think that it's a barbaric hobby, but I pride myself on doing everything within the proper rules and regulations. Hunting is a tradition where I am from, and as a kid you don't know any different. Hunting also serves the community by controlling the animal population and keeping certain diseases from running rampant throughout the community."
- Says his favorite trophy would be harvest, Boone and Crockett a white-tail deer. Cole says if you don't know what that means, please log on to ColeOutdoors.com and find out!
- Is the son of Angela Wilson, a health inspector, and Trent Cole, Sr., a pastor. Has two brothers, David Lee and Travis, and three sisters, Britney, Erin, and Ariel. His stepfather, David Lee Wilson, Sr., is a government housing supervisor
- Starred at Xenia (OH) HS, earning league and area defensive POY honors after posting 121 tackles and eight sacks as a senior. Also rushed for 1,241 yards and 10 TDs on his way to earning all-state honors. Played in the Ohio North-South all-star game
- Also lettered in basketball, track and baseball
- Sees himself as a hands-on guy. "My family is a bunch of hard workers who are gifted with their ideas and their hands. I think that helps me a little on the field."
- While in Hawaii for his first Pro Bowl appearance in 2008, went wild boar hunting with Patriots offensive linemen Logan Mankins and Matt Light in the mountains of Waikiki. Trent emerged from the trip with a boar in excess of 250 pounds
- Says most people in Pennsylvania don't really know that their state is currently the Fair Chase Hunting Mecca of the United States
- Majored in criminal justice
- Full name: Trent James Cole, Jr.




SICKENING EXPERIENCE



After a successful college career at Cincinnati, Cole expected to be drafted some time in the first three rounds of the 2005 NFL draft. But he caught pneumonia twice as he was training after his senior season and saw his draft stock plummet. "I remember catching it, trying to recover from it, and then I got put in the hospital," said Cole. "The doctor told me that I was going to get it again in a week or so, and I got it again. It really hurt me, and I went from 260 pounds to 230. I couldn't perform at the combine. I remember going into the meetings and answering a couple of questions before the coaches would excuse me to go back to the room because I was so sick. I couldn't even look at them, it was bad."

THE HUNTED - 81.5 Sacks, 45 Victims

- 8 Eli Manning
 - 6 Jay Cutler
 - 4 Jason Campbell
 - 3.5 Jon Kitna, Tony Romo
 - 3 Drew Bledsoe, J.P. Losman, Matt Ryan, Alex Smith
 - 2.5 Drew Brees, David Garrard
 - 2 David Carr, Ryan Fitzpatrick, Joe Flacco, Robert Griffin III, Kyle Orton, Carson Palmer
 - 1.5 Brett Favre, Vince Young
 - 1 Brooks Bollinger, Sam Bradford, Mark Brunell, Kerry Collins, Andy Dalton, Jake Delhomme, Ken Dorsey, Brian Griese, Rex Grossman, Kelly Holcomb, Tarvaris Jackson, Josh Johnson, Peyton Manning, Stephen McGee, J.T. O'Sullivan, Chad Pennington, Terrelle Pryor, Aaron Rodgers, Ben Roethlisberger, JaMarcus Russell, John Skelton, Kurt Warner, Joe Webb
 - 0.5 Matt Cassel, Matt Hasselbeck, Kevin Kolb
- *Includes Playoffs



COLE'S CAREER STATISTICS

Year	Team	GP/GS	TACKLES					INTERCEPTIONS							
			Tot	Solo	Ast	Sacks	Yds	Int	Yds	Lg	TD	KD	FF	FR	Yds
2005	Phil.	15/7	55	42	13	5.0	27.0	0	0	0	0	2	1	0	0
2006	Phil.	16/14	84	48	36	8.0	61.5	1	19	19T	1	1	1	1	1
2007	Phil.	16/16	103	61	42	12.5	99.5	0	0	0	0	1	4	1	0
2008	Phil.	16/16	98	59	39	9.0	59.0	0	0	0	0	1	3	0	0
2009	Phil.	16/16	93	58	35	12.5	116.5	0	0	0	0	0	2	0	0
2010	Phil.	15/15	81	53	28	10.0	65.0	0	0	0	0	2	1	0	0
2011	Phil.	14/14	75	47	28	11.0	81.0	0	0	0	0	1	1	0	0
2012	Phil.	16/16	60	32	28	3.0	19.5	0	0	0	0	0	1	1	0
2013	Phil.	16/16	82	57	25	8.0	63.0	0	0	0	0	2	3	0	0
TOTALS		140/130	731	457	274	79.0	592.0	1	19	19T	1	10	17	3	1
PLAYOFFS															
2006	Phil.	2/2	12	10	2	0.5	3.5	0	0	0	0	0	0	0	0
2008	Phil.	3/3	19	11	8	1.0	7	0	0	0	0	1	0	0	0
2009	Phil.	1/1	4	3	1	0.0	0	0	0	0	0	0	0	0	0
2010	Phil.	1/1	6	3	3	0.0	0	0	0	0	0	0	0	0	0
2013	Phil.	1/1	6	4	2	1.0	0	0	0	0	0	1	0	0	0
TOTALS		8/8	47	31	16	2.5	10.5	0	0	0	0	2	0	0	0

ADDITIONAL CAREER STATISTICS

SPECIAL TEAMS TACKLES: (7) - 2006 (1), 2005 (6)

TOUCHDOWNS: (1) - 2006 [19-yd INT return at NYG 12/17/06 (QB Eli Manning)]

BLOCKED FIELD GOALS: (1) - 2008 [47-yd attempt at NYG 12/7/08 (K John Carney)]

SAFETIES: (1) - 2013 [Tackled Alfred Morris in end zone at Was 9/9/13]

CAREER HIGHS

Tackles	13	(10/28/07 at Min.)
Sacks	3.5	(9/23/07 vs. Det.)
INTs	1	(12/17/06 at NYG)
INT Lg	19T	(12/17/06 at NYG)

2013 GAME-BY-GAME STATISTICS

Date	Opp	W/L	P/S	S	A	I	Sac	Hur	Int	Yds	Lg	KD	FF	FR
Sep 9	at Was	W	1/1	6	2	8	0.0	1	0	0	0	0	1	0
Sep 15	SD	L	1/1	3	2	5	0.0	1	0	0	0	0	1	0
Sep 19	KC	L	1/1	4	2	6	0.0	0	0	0	0	0	0	0
Sep 29	at Den	L	1/1	2	0	2	0.0	0	0	0	0	0	0	0
Oct 6	at NYG	W	1/1	1	2	3	0.0	1	0	0	0	0	0	0
Oct 13	at TB	W	1/1	1	0	1	0.0	0	0	0	0	1	0	0
Oct 20	Dal	L	1/1	3	1	4	0.0	1	0	0	0	0	0	0
Oct 27	NYG	L	1/1	1	0	1	0.0	1	0	0	0	0	0	0
Nov 3	at Oak	W	1/1	6	0	6	1.0	2	0	0	0	0	0	0
Nov 10	at GB	W	1/1	4	4	8	0.0	0	0	0	0	0	0	0
Nov 17	Was	W	1/1	8	1	9	2.0	0	0	0	0	0	0	0
Dec 1	Ari	W	1/1	7	1	8	2.0	3	0	0	0	0	1	0
Dec 8	Det	W	1/1	2	4	6	0.0	1	0	0	0	1	0	0
Dec 15	at Min	L	1/1	5	5	10	0.0	1	0	0	0	0	0	0
Dec 22	Chi	W	1/1	3	0	3	3.0	1	0	0	0	0	0	0
Dec 29	at Dal	W	1/1	1	1	2	0.0	2	0	0	0	0	0	0
Totals			16/16	57	25	82	8.0	15	0	0	0	2	3	0
Playoffs														
Jan 4	NO	L	1/1	4	2	6	1.0	0	0	0	0	1	0	0
Totals			1/1	4	2	6	1.0	0	0	0	0	1	0	0

MULTI-SACK GAMES (19)

Sack	Opponent	Sack	Opponent
3.5	9/23/07 vs. Det	2.0	11/16/08 at Cin
3.0	12/22/13 vs. Chi	2.0	12/9/07 vs. NYG
3.0	12/11/11 at Mia	2.0	10/28/07 at Min
2.0	12/1/13 vs. Arz	2.0	9/17/06 vs. NYG
2.0	11/17/13 vs. Was	2.0	9/10/06 at Hou
2.0	11/28/10 at Chi	2.0	11/20/05 at NYG
2.0	10/17/10 vs. Atl	2.0	11/14/05 vs. Dal
2.0	9/26/10 at Jac	1.5	9/9/07 at GB
2.0	12/20/09 vs. SF	1.5	11/19/06 vs. Ten.
2.0	10/26/09 at Was		

14 Riley Cooper

Wide Receiver

6-4, 230

Florida

5th year

Born 9/9/87 in Oklahoma City, OK

Central Catholic HS, Clearwater, FL

Acquired - D5b-10 (159th overall)




An imposing presence from the wide receiver position, Riley Cooper took full advantage of his opportunity in 2013 as a full-time starter for the first time in his career. Cooper ranked 3rd in the NFL with a 17.8 yards/catch as he hauled 47 passes for 835 yards and 8 touchdowns. Cooper signed a five-year contract following the 2013 season. The Clearwater, FL, native was drafted twice in Major League Baseball (Phillies in 2006 and Rangers in 2009)

BIRDSEED

- As a senior in high school, made 103 tackles and 5 interceptions as a safety and was recruited mostly as a "athlete" by several top programs, but chose Florida because they had the most interest in him as a wide receiver and allowed him to play baseball
- Enjoys outdoor activities including hunting and fishing. "My dad got me into fishing when I was real young. We had a small boat and we would go out on weekends when I didn't have any games."

A DAY AT THE BALLPARK



A two-sport star in college, Cooper took part in a Phillies spring training practice in 2013 where he met with the team, took batting practice and shagged fly balls. "It was an awesome experience," said Cooper, a 2006 draftee of the Phillies. "I got to meet all of those guys, it was great. It was also cool to get back out on the field and show that I can hang with them a little bit."

2013 HIGHLIGHTS

- Set career highs in receptions (47), yards (835) and TDs (8)
- Led the team with 6 receptions for 68 yards and a touchdown from QB Nick Foles in a NFC Wild Card playoff game vs. NO (1/4)
- Scored on a 5-yard TD pass from Foles vs. Chi. (12/22)
- Led the team with 102 receiving yards and caught two touchdowns at GB (11/10), including a 45-yard score from Foles
- Posted a career day as he hauled in 3 touchdowns from Foles at Oak. (11/3) and set a career high with 139 yards on 5 catches, including a career-long 63-yard touchdown. Also rushed for 18 yards on a pitch from Foles. His 3-TD performance was the first by an Eagle since Kevin Curtis did so on 9/23/07 vs. Detroit



2013 - YARDS PER CATCH

Kenny Stills, NO	20.0
Josh Gordon, CLE	18.9
Riley Cooper, PHI	17.8
Calvin Johnson, DET	17.8
Torrey Smith, BAL	17.4



Scored 5 receiving TDs over a 2-game span in 2013 (11/3 at Oak, 11/10 at GB) which tied Ben Hawkins (1969) for most in Eagles history

- Led the team in receiving for the second straight week after posting a career-high 6 catches for 88 yards vs. Dal. (10/20)
- Recorded the first 100-yard receiving game of his career at TB (10/13) as he posted 4 receptions for 120 yards, including a 47-yard touchdown pass from Foles

- Hauled in a 13-yard TD pass from Michael Vick vs. SD (9/15)

PERSONAL

- Is the son of Larry and Monica Cooper. His younger sister, Lindsey, is a soccer player at the University of Florida. Said Riley, "She's the real athlete of the family."
- Attended Central Catholic HS in Clearwater, FL, lettering in football and baseball. Earned first-team, all-state honors as a safety during his sophomore, junior and senior seasons. Also played wide receiver
- Began playing football in 6th grade as a quarterback for the Indian Rocks Golden Eagles
- Most prized possessions are his two National Championship rings from the University of Florida
- Earned his degree in family, youth and community sciences

THREE-STEP DROP

Guilty Pleasure: Eating a dozen Krispy

Kreme doughnuts in one sitting

Bucket List: Elk hunting in Wyoming

First job: Mucking horse stalls

Favorite teams/athletes growing up:

John Lynch, Derrick Brooks, Bucca-neers, Rays and Lightning

Talent he'd most like to have: Be able to fly

TV Shows: *King of Queens* and *Dual Survivor*

"From the beginning, he's impressed me. I like big guys. And he's a big guy and he finds a way - when it gets thick out there and as the game goes on, everybody kind of gets tired. Riley doesn't get smaller, you know. And I think big guys find a way to make plays when there's people around them."

- Offensive Coordinator Pat Shurmur



2013 GAME-BY-GAME

Date		Opp.	W/L	P/S	No	Yds	Avg	Lg	TD
Sep 9	at	Was	W	1/1	2	14	7.0	8	0
Sep 15		SD	L	1/1	2	25	11.5	13	1
Sep 19		KC	L	1/1	2	29	14.5	16	0
Sep 29	at	Den	L	1/1	2	25	12.5	15	0
Oct 6	at	NYG	W	1/1	0	0	0.0	0	0
Oct 13	at	TB	W	1/1	4	120	30.0	47t	1
Oct 20		Dal	L	1/1	6	88	14.7	26	0
Oct 27		NYG	L	1/1	2	13	6.5	7	0
Nov 3	at	Oak	W	1/1	5	139	27.8	63t	3
Nov 10	at	GB	W	1/1	3	102	34.0	45t	2
Nov 17		Was	W	1/1	3	37	12.3	23	0
Dec 1		Ari	W	1/1	3	48	16.0	24	0
Dec 8		Det	W	1/1	3	74	24.7	44	0
Dec 15	at	Min	L	1/1	4	29	7.3	13	0
Dec 22		Chi	W	1/0	3	53	17.7	32	1
Dec 29	at	Dal	W	1/1	3	39	13.0	19	0
Totals				16/15	47	835	17.8	63t	8
Playoffs									
Jan 4		NO	L	1/1	6	68	11.3	22	1
Totals				1/1	6	68	11.3	22	1

COOPER'S CAREER STATISTICS

Year	Team	GP/GS	No	Yds	Avg	Lg	TD	STT
2010	Phil.	13/2	7	116	16.6	37	1	5
2011	Phil.	16/3	16	315	19.7	58	1	6
2012	Phil.	11/5	23	248	10.8	23	3	1
2013	Phil.	16/15	47	835	17.8	63T	8	0
TOTALS		56/25	93	1514	16.3	63T	13	12
PLAYOFFS								
2010	Phil.	1/0	2	18	9.0	11	0	0
2013	Phil.	1/1	6	68	11.3	22	1	0
TOTALS		2/1	8	86	10.8	11	1	0

RUSHING: 2013: 0-18-18lg

100-YARD RECEIVING GAMES (3)

Yds	Date	Opp	Rec	TD
139	11/3/13	at Oakland (W)	5	3
120	10/13/13	at Tampa Bay (W)	4	1
102	11/10/13	at Green Bay (W)	3	2

CAREER HIGHS

Recepts	6	(10/20/13 vs. Dal.)
	6	(1/4/14 vs. NO, NFC-W)
Yards	139	(11/3/13 at Oak.)
Long	63T	(11/3/13 at Oak.)
TDs	3	(11/3/13 at Oak.)

2012 HIGHLIGHTS

- Posted career highs in receptions (23) and touchdowns (3)
- Caught an 11-yard TD pass from QB Nick Foles vs. Cin. (12/13)
- Capped off an 11-play, 80-yard drive as he made an acrobatic, one-handed catch over the defender for a touchdown on a 15-yard pass from Foles at Dal. (12/2)
- Hauled in a one-handed 2-yard fade pass for a touchdown from QB Michael Vick on the opening drive vs. Dal. (11/11)

2011 HIGHLIGHTS

- Racked up a career-high 94 receiving yards on five receptions at Sea. (12/1), including a 47-yarder which set up the Eagles first touchdown of the game
- Snagged a career-long 58-yard reception on the opening drive vs. NE (11/27), which led to an Eagles score
- Set career highs with 5 receptions for 75 yards and scored his first touchdown of the season at NYG (11/20), capping an 18-play, 80-yard game-winning drive in the fourth quarter

2010 HIGHLIGHTS

- Recovered a decisive onsides kick midway through the fourth quarter at NYG (12/19), which led to a Michael Vick touchdown scramble and an eventual fourth quarter comeback win. It was the first recovered onside kick by an Eagle since 11/25/07 at NE

- Pulled in his first-career touchdown catch on a 5-yard pass from QB Kevin Kolb at Ten. (10/24). Three plays earlier, came down with a highlight-reel 37-yard reception, the longest of his career

COLLEGE HIGHLIGHTS

- Played in 51 career games (28 starts), catching 81 passes for 1,496 yards and 18 touchdowns
- Lettered twice in baseball at Florida from 2008-09
- An All-SEC second-team selection as a senior in 2009, started every game and led the team in receiving yards (961) and touchdowns (9), while ranking second with 51 receptions. His yards per catch average (18.8) ranked second in the conference
- Played in all 14 games (13 starts) in 2008, posting 18 receptions for 261 yards and three touchdowns
- Appeared in ten games (two starts) in 2007, hauling in eight passes for 182 yards and three touchdowns
- Played mostly on special teams in 2006, appearing in 13 games

INJURY HISTORY

- Suffered a fractured collarbone in the 2012 training camp that caused him to miss the entire preseason. Was rendered inactive for the first four games of the regular season
- Inactive vs. Hou. (12/2/10) with a knee injury
- Rendered inactive vs. Atl (10/17/10) and at SF (10/10/10) with a concussion suffered vs. Was. (10/3/10)

91 Fletcher Cox

Defensive End

6-4, 300

Mississippi State

3rd year

Born 12/13/90 in Yazoo City, MS

Yazoo City HS, Yazoo, MS

Acquired - D1-12 (12th overall)



An athletic and versatile defensive lineman, Fletcher Cox has established himself as one of the team's most productive defensive players after the Eagles traded up three spots in the 2012 draft to take him with the 12th selection overall. The explosive Cox was named first-team All-SEC as a junior at Mississippi State. During his three-year career with the Bulldogs, he amassed 114 tackles, 24.5 tackles for a loss and 8.5 sacks in 36 games.

CAREER HIGHLIGHTS

- Was named to PFWA's all-rookie team in 2012
- His 5.5 sacks in 2012 tied for the team lead and also tied for fifth among all rookies and among all NFL defensive tackles
- His sack total in 2012 also tied for the third-most ever by an Eagles rookie and the second-most by a rookie DT (Corey Simon - 9.5 in 2000)

THE MECHANIC




One of Fletcher's passions off the field is fixing up old cars. In fact,

he believes he'd most likely work as a mechanic if he wasn't playing football. "It runs in the family," said Cox. "My mom works at Nissan. My brother owns two race cars that I like to work on sometimes. I love it, it's great."

2013 HIGHLIGHTS

- Led the team with 21 QB pressures
- According to Pro Football Focus, finished the year ranked 2nd among all 3-4 DEs with 39 QB hurries
- Recovered a fumble of QB Robert Griffin III deep in Philadelphia territory vs. Was. (11/17), which thwarted a Redskins drive and led to an Eagles FG on the ensuing possession
- Recorded a sack of Giants QB Eli Manning vs. NYG (10/27)
- Posted a sack of Chiefs QB Alex Smith and recorded a tackle for a loss vs. KC (9/19)
- Notched a sack of Robert Griffin III at Was. (9/9)

DRAGGED INTO THE MUD



When he's not getting his jersey dirty on the field, Fletcher isn't exactly staying clean off of it. One of his favorite things to do in his free time is take out one of his two ATVs and go 'Mud-riding.'

"I got into it when I was little," said Fletcher. "There are a few tracks near my hometown I drive to. You talk about mud...wait till you see how covered you are after doing this for a few hours. It's crazy."

BIRDSEED

- Grew up in the very small town of Yazoo, Mississippi, which has a population of less than 30,000 people. "It was a big adjustment for me last year coming from that environment," said Cox. "When I first got here, I would walk around the city or anywhere and was just amazed at how fast things moved. I ended up loving it. I do like the quiet I get back home, but it's definitely a nice change of pace for me in Philly."

THREE-STEP DROP

Person he'd like to trade places with for one day: Vin Diesel

Actor that would play him in a movie: Cedric "The Entertainer"

Favorite athlete growing up: Jeremiah Trotter

On his bucket list: Giving back to the entire community where I grew up

Nickname: Bug Eye

Most played artist on his iPod: Young Jeezy

Meal: My mom's baked beans, mac and cheese, grilled chicken and pork chops

Car: 1975 Caprice Classic Drop Top

Movie: *Gone in 60 Seconds*

Funniest Eagle: LeSean McCoy

Philly Restaurant: Del Friscos

2013 GAME-BY-GAME STATISTICS

Date	Opp	W/L	P/S	S	A	I	Sac	Hur	Int	Yds	Lg	KD	FF	FR
Sep 9	at Was	W	1/1	3	2	5	1.0	1	0	0	0	0	0	0
Sep 15	SD	L	1/1	2	3	5	0.0	2	0	0	0	0	0	0
Sep 19	KC	L	1/1	4	1	5	1.0	1	0	0	0	0	0	0
Sep 29	at Den	L	1/1	1	2	3	0.0	1	0	0	0	0	0	0
Oct 6	at NYG	W	1/1	2	1	3	0.0	1	0	0	0	0	0	0
Oct 13	at TB	W	1/1	2	1	3	0.0	5	0	0	0	1	0	0
Oct 20	Dal	L	1/1	1	2	3	0.0	2	0	0	0	0	0	0
Oct 27	NYG	L	1/1	5	1	6	1.0	2	0	0	0	0	0	0
Nov 3	at Oak	W	1/1	2	1	3	0.0	1	0	0	0	0	0	0
Nov 10	at GB	W	1/1	5	2	7	0.0	1	0	0	0	0	0	0
Nov 17	Was	W	1/1	5	1	6	0.0	2	0	0	0	1	0	1
Dec 1	Ari	W	1/1	1	2	3	0.0	1	0	0	0	0	0	0
Dec 8	Det	W	1/1	2	2	4	0.0	0	0	0	0	1	0	0
Dec 15	at Min	L	1/1	7	1	8	0.0	1	0	0	0	0	0	0
Dec 22	Chi	W	1/1	1	0	1	0.0	0	0	0	0	0	0	0
Dec 29	at Dal	W	1/1	1	0	1	0.0	0	0	0	0	0	0	0
Totals				16/16	44	22	66	3.0	21	0	0	3	0	1
Playoffs														
Jan 4	NO	L	1/1	3	0	3	0.0	0	0	0	0	0	0	0
Totals				1/1	3	0	3	0.0	0	0	0	0	0	0

CAREER HIGHS

Tackles **11** (10/28/12 vs. Atl.)
Sacks **1.5** (12/13/12 vs. Cin.)

COX'S CAREER STATISTICS

Year	Team	GP/GS	TACKLES					INTERCEPTIONS					FF	FR	YDS
			Tot	Solo	Ast	Sacks	Yards	Int	Yds	Lg	TD	KD			
2012	Phil.	15/9	65	46	19	5.5	29.5	0	0	0	0	2	0	0	0
2013	Phil.	16/16	66	44	22	3.0	21.0	0	0	0	0	3	0	1	3
TOTALS		31/25	131	90	41	8.5	50.5	0	0	0	0	5	0	1	3
PLAYOFFS															
2013	Phil.	1/1	3	3	0	0.0	0.0	0	0	0	0	0	0	0	0

89 B.J. Cunningham

Wide Receiver

6-2, 215


Michigan State

1st year

Born 5/29/89 in Westerville, OH

Westerville South HS, Westerville, OH

Acquired - FA 2012



A former high school soccer and basketball standout who did not start playing football until his junior year of high school, B.J. Cunningham re-signed to the Eagles practice squad on 11/14/13 after spending weeks 7-10 on the team's active roster. Originally a sixth-round draft choice of the Miami Dolphins in 2012, Cunningham was on the Eagles practice squad for the duration of his rookie campaign. The all-time leading receiver in Michigan State history, Cunningham was voted as the Spartans MVP as a senior in 2011 after tying a school single-season record with 79 receptions and a career-high 1,306 receiving yards.

BIRDSEED

- Began playing football during his junior year of high school after playing soccer since he was four years old. "Basically, I didn't want to play soccer anymore and I just wanted to focus on basketball, but my mom didn't like that and told me I had to do something in the fall. I figured I'd give football a try and it ended up working out pretty well."
- His success in soccer as a youngster landed him on the Junior USA team as a middle schooler. The squad played in tournament in Sweden, Iceland and Denmark and Cunningham was one of their leading scorers. His most memorable game though occurred in a courtyard near their hotel when the Mexican team challenged them to an impromptu game. The USA team won.
- States his most memorable moment in sports was winning a share of the Big Ten championship during his junior campaign at Michigan State in 2010. That season, led the Spartans with nine touchdown receptions, the fourth-best total in school history, and garnered honorable mention All-Big Ten honors while leading the team to their first Big Ten title since 1990
- Was recruited by Cincinnati by Mark D'Antonio, who later became Michigan State's head coach and continued to recruit Cunningham even with the school change. Cunningham credits D'Antonio for teaching him "how to grow up and turn into a man and handle responsibilities. He was a father figure in my life and I still talk to him to this day"
- Credits his high school basketball coach, Ed Calo, for giving him great advice, "I talk to him about everything. He got me through a lot. He gave me my diploma when I graduated. He brought the relentless nature out of me. The opportunities I got, I wouldn't have got them without him. He made me work."

COLLEGE HIGHLIGHTS

- Finished his career at Michigan State as the school's all-time leader in receptions (218) and receiving yards (3,086), while ranking second in touchdowns
- Voted as a team MVP as a senior in 2011 while earning second-team All-Big Ten honors after tying a school single-season record with 79 receptions and a career-high 1,306 receiving yards
- Earned All-Pac 10 honorable mention honors in 2010 after posting 50 catches for 611 yards and a career-high nine touchdowns
- Led the team with 48 receptions for 641 yards and four touchdowns in 2009
- Posted 41 catches for 528 yards in 2008

PERSONAL

- Single and resides in Philadelphia
- Was an All-Division I Ohio selection as a senior at Westerville South High School
- Was a three-year starter in basketball and was selected as the Ohio Capital Conference Central Division Player of the Year in 2005-06. Was recruited to play at Toledo and Robert Morris
- Also lettered in track and field and soccer. In soccer, he led his varsity team in scoring as a freshman
- Son of Bryan and Kim Cunningham. Kim is a project manager at Chase Bank in Columbus, OH. His younger brother, Cory, is a chef at a five-star restaurant in Columbus. His younger sister, April, is a student at Ohio University
- Claims to be a master chef of chicken shrimp alfredo. "I love watching the Food Network. My brother thinks I can hold my own. I'm not as good as him."
- In 2013, was a high-scoring member of the Eagles offseason basketball team
- **Favorite thing about playing football:** "Playing football in front of thousands of fans, with people cheering for you and your teammates. Getting to represent your family and your school. You get to do what you grew up wanting and dreaming to do and you're here with the best people in the world doing it."
- Majored in sociology
- Follow B.J. on twitter: @BjCunningham_03

THREE-STEP DROP

Hobbies: Playing video games, Call of Duty, NBA 2K series and FIFA

First job: Working in the women's shoe department at Macy's in high school (\$8/hour)

Bucket List: Travel to Brazil and Europe
If not playing football: Sports broadcaster

Talent he'd most like to have: Playing the piano

Actor that would play him in a movie: Denzel Washington

Favorite food: Chicken parmesan

Favorite car: Bugatti

Athletes growing up: LeBron James, Michael Jordan, Larry Fitzgerald, Ronaldo

TV Show: Martin

Musician: Lil Wayne and Curren\$y

Favorite restaurant: Chipotle

Favorite Philly restaurant: The Reef

Funniest Eagle: Chris Polk

2013 GAME-BY-GAME

Date	Opp.	W/L	P/S	No	Yds	Avg	Lg	TD
Re-signed with the Eagles on 10/14/13								
Oct 20	Dal	L	1/0	0	0	0.0	0	0
Oct 27	NYG	L	1/0	0	0	0.0	0	0
Nov 3	at Oak	W	0/0	INACTIVE				
Nov 10	at GB	W	0/0	INACTIVE				
Totals			2/0	0	0	0.0	0	0

CUNNINGHAM'S CAREER STATISTICS

Year	Team	GP/GS	No	Yds	Avg	Lg	TD
2013	Phil.	2/0	0	0	0.0	0	0
TOTALS		2/0	0	0	0.0	0	0

Funniest Eagle: LeSean McCoy



46 Jon Dorenbos

Long Snapper

6-0, 250

UTEP

12th year

Born 7/21/80 in Garden Grove, CA

Pacifica HS, Garden Grove, CA

Acquired - FA 2006



After battling a tremendous amount of personal adversity early in life, Jon Dorenbos (pronounced DORN-boss) has worked hard and stayed focused enough to carve out a successful career as an NFL long snapper and was named to his first Pro Bowl following the 2009 season. Originally signed by Philadelphia in the latter half of the 2006 season, Dorenbos has played in every game for the Eagles since then and was re-signed by the team to a four-year contract on March 11, 2013 that will keep him in Philadelphia through 2017. Dorenbos, who endured the murder of his mother by his father at a young age, took up magic to help ease his mind throughout the tough times. In the offseason, regularly performs as a motivational speaker and comedy magician.

CAREER HIGHLIGHTS


- Despite never running a 40-yard dash or never being recruited to play college football, has carved out a, 11-year NFL career, while earning a Pro Bowl selection following the 2009 season. "On an individual level, it was the coolest thing that ever happened to me," said Dorenbos. "To get that level of respect [from the coaches who voted] is really what it's all about"

2013 HIGHLIGHTS

- Named as the special teams captain of USA Football's 2013 All-Fundamental team, which honors 26 NFL players who exhibit exemplary football techniques for youth players to emulate

BIRDSEED

- During the 2014 offseason, became a licensed pilot with the simple reasoning of "wanting to be able to fly myself to my shows around the country." He pilots various Cirrus aircrafts
- Served as an executive producer for a 2014 documentary *Different Town* along with one his best friends, Steve Carlson. The musical journey follows the making of an album that spans 9 countries. Along the way, Carlson found his wife. The documentary won a few awards at film festivals
- Other lesser known feats he accomplished in 2014: recorded a personal best of 2,439 consecutive pogo stick jumps; watched 412 straight episodes of *Bonanza*; back-peddled from Los Angeles to San Francisco to create awareness for plantar fasciitis (ended up raising \$6.12); conducted a two-week pilgrimage through the rain forest of the Schuylkill River in search of a 1983 Funk & Wagnalls encyclopedia set.
- His love for magic was born while he spent 1992 in foster care after personal tragedy struck his family. He met an older teenager who could do tricks and he fell in love with magic. "It was a time for me to be by myself, a way for me to pass time. I was at peace and I enjoyed it. I loved the coordination, and being obsessed with the fundamentals of what I was doing"
- Hit up his web site **JonDorenbos.com** for bookings



- Performed magic in front of many famous musicians and athletes including Magic Johnson, Joe Montana, Dan Marino, Jim Kelly, Garth Brooks, Lindsay Lohan, Rascal Flatts and Dierks Bentley. Dorenbos then collects their autographs on a playing card which he hangs up in the game room of his California home. "Having the opportunity to meet the people I've met through something I love doing, it's just an indescribable feeling."

- In 2008, captured a Mid-Atlantic Emmy Award for hosting *Inside the Eagles*, which aired on CSN Philadelphia via the Eagles Television Network

PERSONAL

- He and his wife, Julie, reside in Philadelphia

THREE-STEP DROP

Greatest love besides football: Julie Dorenbos

Talent he'd most like to have: Rock star
Would Most Like to Have Dinner with: ALF, Punky Brewster and Poorya Nayerahmadi

Bucket list: Cruise the Caribbean in his own 300' yacht

Prized Possession: A Ziploc bag full of Jason Kelce's beard hair

Guilty pleasure: Chick flicks

Meal: Cheese lasagna

Book: *Leaders Eat Last* - Simon Sinek

Something Most People Don't Know

About Me: Seeks physical, spiritual and emotional counseling from Joe Helder

Favorite TV Show: *The Good Wife*

Favorite App: ForeFlight


Philly restaurant: El Vez

CAREER SERVICE


YEAR	TEAM	GP/GS	STT	Playoffs		
				YEAR	TEAM	GP/GS STT
2003	Buf.	16/0	0	2006	Phil.	2/0 0
2004	Buf.	13/0	0	2008	Phil.	3/0 0
2005	Tenn.	9/0	0	2009	Phil.	1/0 0
2006	Tenn.	1/0	0	2010	Phil.	1/0 1
2006	Phil.	5/0	2	2013	Phil.	1/0 1
2007	Phil.	16/0	6	Totals		
2008	Phil.	16/0	5			8/0 2
2009	Phil.	16/0	4	First NFL game: 9/7/03 vs. NE		
2010	Phil.	16/0	4			
2011	Phil.	16/0	4			
2012	Phil.	16/0	4			
2013	Phil.	16/0	2			
Totals		156/0	31			

WING BOWL MAGIC

In 2013 and 2014, Dorenbos served as "Commissioner" of one of Philadelphia's most popular events, Wing Bowl, which airs on the Eagles flagship radio station - 94WIP. In 2014, his teammate Jason Kelce was a contestant in the annual event that sells out the Wells Fargo Center



Tight End
6-5, 250
Stanford
2nd year
Born 11/10/90 in Orange, CA
Monte Vista HS, Danville, CA
Acquired - D2-2013 (35th overall)



An athletic and intelligent target at the tight end position, Zach Ertz showed immense promise in his rookie season in 2013 after becoming the highest tight end drafted by the Eagles (35th overall) since the team selected Keith Jackson in 1988. A former basketball player in high school, Ertz made the transformation to All-American tight end at Stanford, where his 898 receiving yards in 2012 led all Cardinal pass catchers and all FBS tight ends, while his 69 receptions tied for the FBS lead at that position.

2013 HIGHLIGHTS

- Set a career high with 6 catches for 57 yards, including an acrobatic one-handed grab for a touchdown on a 3-yard pass from QB Nick Foles at Min. (12/15)
- Hauled in a 3-yard TD pass from Foles to put the team up 24-23 in the 4th quarter vs. NO (1/4) in a NFC Wild Card playoff game
- Led the team with a career-high 68 receiving yards while scoring two touchdowns on passes from Foles vs. Arz. (12/1). It marked the first multi-TD game by an Eagles TE in the regular season since Chad Lewis in 2001 and the first by an Eagles rookie TE since Keith Jackson in 1988
- Hauled in his first career touchdown catch on a 15-yard throw from Foles at Oak. (11/3) and set a career high with 5 catches for 42 yards

LEARNING FROM THE BEST



During his high school career at Monte Vista, Ertz had the privilege of being tutored by former four-time Pro Bowl tight end Brent Jones. Prior to Ertz's junior season, Jones helped coach the Mustangs and paid special attention to the big tight end. "He was big and had a lot of athleticism," Jones said. "He thought he was a basketball player. After the first month, I told him, 'You have what the NFL is looking for. If you put in the time and effort you can play at the pro level.'" After watching Ertz work, Jones saw Stanford as the best college fit for his pupil and contacted then-Cardinal head coach and current 49ers head coach Jim Harbaugh. Although Ertz suffered a broken wrist early in his junior season, Stanford arrived with a scholarship offer, which Ertz accepted. "Coach Jones has been an unbelievable resource for me," said Ertz. "I would not be where I am today in football if it wasn't for him. No question about it."

CAREER HIGHS

Recepts	6	(12/15/13 at Min.)
Yards	68	(12/1/13 vs. Arz.)
Long	38	(9/29/13 at Den.)
TDs	2	(12/1/13 vs. Arz.)

ERTZ'S CAREER STATISTICS

Year	Team	GP/GS	No	Yds	Avg	Lg	TD
2013	Phil.	16/3	36	469	13.0	38	4
TOTALS		16/3	36	469	13.0	38	4
PLAYOFFS							
2013	Phil.	1/0	3	22	7.3	15	1
TOTALS		1/0	3	22	7.3	15	1

BIRDSEED

- At 35th overall (2nd round), became the highest drafted tight end by the Eagles since the team selected Keith Jackson in the first round (13th overall) in 1988
- Father, Douglas, played football at Lehigh University from 1981-84 and his uncle, David, played baseball at the University of Vermont from 1970-72

PERSONAL

- Son of Lisa and Douglas Ertz and is the oldest of four children. Lisa is an office manager and legal assistant, and Doug is a software salesman
- Has a Bernese Mountain dog named Apollo
- Graduated from Monte Vista High School in Danville, CA, where he was a first-team all-state selection as a senior after catching 56 passes for 756 yards and 14 touchdowns
- Garnered All-Northern California first-team honors by NorCal-Preps.com, first-team All-Metro honors by the San Francisco Chronicle, All-East Bay honors from the Contra Costa Times and was a first-team All-East Bay Athletic League choice as a senior
- Named the 2008 Cal-Hi Sports North Coast Section Scholar Athlete of the Year
- Also lettered in basketball
- Earned his degree in management science and engineering

THREE-STEP DROP

What he'd be doing if not playing football: Basketball
Talent he'd most like to have: The ability to read minds
Person he'd trade places with for a day: Kobe Bryant
Actor that would play him in a movie: Channing Tatum
Favorite personal moment in sports: Winning the Rose Bowl
Bucket list: Skydiving
Most played artist on his iPod: Jason Aldean
Book: *Lone Survivor*
Meal: Steak
TV Show: *Modern Family*

2013 GAME-BY-GAME

Date		Opp.	W/L	P/S	No	Yds	Avg	Lg	TD
Sep 9	at	Was	W	1/0	1	11	11.0	11	0
Sep 15		SD	L	1/0	2	58	29.0	31	0
Sep 19		KC	L	1/0	1	5	5.0	5	0
Sep 29	at	Den	L	1/1	1	38	38.0	38	0
Oct 6	at	NYG	W	1/0	2	38	19.0	24	0
Oct 13	at	TB	W	1/0	3	13	4.3	6	0
Oct 20		Dal	L	1/0	3	33	11.0	21	0
Oct 27		NYG	L	1/0	1	5	5.0	5	0
Nov 3	at	Oak	W	1/0	5	42	8.4	15t	1
Nov 10	at	GB	W	1/0	0	0	0.0	0	0
Nov 17		Was	W	1/0	2	31	15.5	16	0
Dec 1		Ari	W	1/0	5	68	13.6	24t	2
Dec 8		Det	W	1/1	0	0	0.0	0	0
Dec 15	at	Min	L	1/0	6	57	9.5	17	1
Dec 22		Chi	W	1/1	1	27	27.0	27	0
Dec 29	at	Dal	W	1/0	3	43	14.3	17	0
Totals				16/3	36	469	13.0	38	4
Playoffs									
Jan 4		NO	L	1/0	3	22	7.3	15	1
Totals				1/0	3	22	7.3	15	1

24 Bradley Fletcher

Cornerback

6-0, 200


Iowa

6th year

Born 6/25/86 in Cleveland, OH

Liberty HS, Youngstown, OH

Acquired - FA (StL) 2013



A tough and physical corner who has battled adversity throughout his football career, Bradley Fletcher served as one of the anchors of the Eagles secondary in 2013. After spending the first four seasons of his career with the St. Louis Rams, Fletcher signed a two-year contract with the Eagles during the 2013 offseason. Bradley started 26 games for the Rams and posted 169 tackles and five INTs over his four-year stint with the team and was named the Rams' recipient of the Ed Block Courage Award as a rookie after rebounding from a knee injury that forced him to miss the final 11 games of his inaugural campaign. A native of Youngstown, OH, Bradley starred at Iowa and earned All-Big 10 honorable mention honors as a senior.

2013 GAME-BY-GAME STATISTICS

Date	Opp	W/L	P/S	S	A	T	Sac	Hur	Int	Yds	Lg	KD	FF	FR
Sep 9	at Was	W	1/1	4	2	6	0.0	0	0	0	0	1	0	0
Sep 15	SD	L	0/0				INACTIVE/CONCUSSION							
Sep 19	KC	L	1/1	1	4	5	0.0	0	0	0	0	1	0	0
Sep 29	at Den	L	1/1	1	1	2	0.0	0	0	0	0	1	0	0
Oct 6	at NYG	W	1/1	7	1	8	0.0	0	0	0	0	5	0	0
Oct 13	at TB	W	1/1	0	1	1	0.0	0	1	5	5	2	0	0
Oct 20	Dal	L	1/1	2	2	4	0.0	0	0	0	0	1	0	0
Oct 27	NYG	L	1/1	7	1	8	0.0	0	0	0	0	1	0	0
Nov 3	at Oak	W	1/1	5	1	6	0.0	0	1	25	25	0	0	0
Nov 10	at GB	W	0/0				INACTIVE/PECTORAL							
Nov 17	Was	W	0/0				INACTIVE/PECTORAL							
Dec 1	Ari	W	1/1	4	2	6	0.0	0	0	0	0	2	0	0
Dec 8	Det	W	1/1	0	0	0	0.0	0	0	0	0	0	0	0
Dec 15	at Min	L	1/1	5	0	5	0.0	0	0	0	0	0	0	0
Dec 22	Chi	W	1/1	7	0	7	0.0	0	0	0	0	1	0	0
Dec 29	at Dal	W	1/1	5	4	9	0.0	0	0	0	0	0	0	1
Totals			13/13	48	19	67	0.0	0	2	30	25	15	0	1
Playoffs														
Jan 4	NO	L	1/1	5	2	7	0.0	0	1	24	0	0	0	0
Totals			1/1	5	2	7	0.0	0	1	24	0	0	0	0

FLETCHER'S CAREER STATISTICS

Year	Team	GP/GS	TACKLES					INTERCEPTIONS					FF	FR	Yds	STT
			Tot	Solo	Ast	Sacks	Yds	Int	Yds	Lg	TD	KD				
2009	StL	7/3	30	22	8	0.0	0.0	0	0	0	0	2	0	0	0	0
2010	StL	16/15	91	58	33	0.0	0.0	4	39	26	0	11	0	1	43	0
2011	StL	4/4	24	19	5	0.0	0.0	0	0	0	0	2	0	0	0	0
2012	StL	16/4	28	23	5	1.0	0.0	1	2	2	0	8	1	0	0	0
2013	Phil.	13/13	67	48	19	0.0	0.0	2	30	25	0	15	0	1	0	6
Totals		56/39	240	170	70	1.0	0.0	7	71	26	0	38	1	2	43	6
PLAYOFFS																
2013	Phil.	1/1	7	5	2	0.0	0.0	1	24	24	0	0	0	0	0	0
Totals		1/1	7	5	2	0.0	0.0	1	24	24	0	0	0	0	0	0

2013 HIGHLIGHTS

- Tied for the team lead with a career-high 15 passes defended
- Notched his first-career postseason interception, picking off QB Drew Brees and returning the ball 24 yards vs. NO (1/4)
- Recovered a fumble forced by LB Mychal Kendricks at Dal. (12/29). The Eagles kicked a field goal on the ensuing possession
- Recorded a team-high seven tackles vs. Chi. (12/22)
- Forced a fumble of Bears KR Devin Hester that was recovered by Cary Williams vs. Chi. (12/22). The turnover directly led to an Eagles touchdown
- Intercepted QB Terrelle Pryor and returned the pick 25 yards to thwart a Raiders drive at Oak. (11/3)
- Notched his first interception as an Eagle, picking off QB Mike Glennon in the third quarter at TB (10/13). The interception directly led to a Philadelphia touchdown
- Recorded a team-high five pass breakups and tied for the team lead with eight tackles at NYG (10/6)

BIRDSEED

- While with the Rams, Bradley and his wife, Jacqueline, worked on behalf of the Our Little Haven group, which cares for children, and helps to prevent them from being victims of abuse or assists with treatment of those who have been abused or neglected. As part of their efforts, Bradley donated 20 tickets to every Rams home game in 2012 to the charity
- While in St. Louis, dressed as the Easter Bunny to deliver presents and spend time with children for the Basket of Hope foundation, an organization that offers help and support to newly diagnosed children and their families who are affected by cancer or other serious illnesses

THREE-STEP DROP

Greatest love besides football: Basketball

Talent he'd most like to have: The ability to teleport

First job: Ice cream server at Handles

Favorite athlete: Barry Sanders

Hobby: Chess

Nickname: Fletch

Most played artist on his iPod: Young Jeezy

Meal: Steak and sweet potatoes

TV Show: Family Guy

CAREER HIGHS

Tackles	11	(11/21/10 vs. Atl)
Sacks	1.0	(10/4/12 vs. Arz)
INTs	1	(7x - 11/3/13 at Oak.)
	1	(1/4/14 vs. NO -- NFC WC)
INT Lg	26	(10/3/10 vs. Sea)

41 David Fluellen

Running Back

5-11, 224

Toledo

Rookie

Born 1/28/92 in Lockport, NY

Lockport HS, Lockport, NY

Acquired - Rookie FA (2014)



A two-time, first-team All-MAC honoree from the University of Toledo, David Fluellen signed with the Eagles as a rookie free agent during the 2014 offseason. Despite missing nearly four games to injury as a senior, Fluellen led the Rockets with 1,121 rushing yards while adding 10 touchdowns. As a junior, he ranked eighth in the nation with 124.8 yards per game, while posting the fifth-best rushing total in school history (1,498 yards). A first-team Class 2A all-state honoree, he amassed 1,638 yards and 19 touchdowns as a senior at Lockport (NY) High School.

COLLEGE HIGHLIGHTS

- A two-time first-team All-MAC selection, he finished his collegiate career fourth on Toledo's all-time rushing list with 3,336 rushing yards
- Gained 1,121 yards rushing in 2013 despite missing most of four games due to injuries. Added 10 touchdowns during his senior campaign, earning first-team All-MAC honors for his play
- Garnered first-team All-MAC accolades as a junior after finishing eighth in the nation with 124.8 yards per game. His 1,498 rushing yards ranked fifth all-time at Toledo and his 13 touchdowns were a career high
- Surpassed the 100-yard mark in six straight games as a junior, including a trio of 200-plus contests
- Ranked third on the team with 493 rushing yards as a sophomore in 2011
- Gained 224 yards and score one touchdown on 38 carries as a true freshman in 2010

PERSONAL

- Earned first-team All-Western New York and first-team Class AA all-state honors as a senior at Lockport High School after rushing for 1,638 yards and 19 touchdowns as a senior
- Finished his career as Lockport's all-time leading rusher with 4,74 yards and was named the Class AA Co-Player of the Year as a senior, in addition to being named a top five finalist for the New York State Player of the Year award
- Son of David Fluellen Sr. and Arletha
- His brother, Jhamal Fluellen, was a running back at Syracuse and Maine. Also has five sisters
- Earned his degree in criminal justice

THREE-STEP DROP

Person he'd trade places with for a day: LeBron James

Talent he'd most like to have: To have been a better baseball player

Actor that would play him in a movie: Denzel Washington

Favorite personal moment in sports growing up: "My first TD when I was 8 years old. I strip-sacked the QB, picked up the fumble and ran it in."

Athletes: Michael Jordan, Michael Vick and Allen Iverson

First job: Worked in the financial department at a car dealership

Hobbies: Playing pool, watching movies

Meal: Anything from Chipotle

App: Instagram

Most played artist on his iPod: 50 cent

Nickname: "Flu"

Collects: Air Jordans

9 Nick Foles

Quarterback

6-6, 243


Arizona

3rd year

Born 1/20/89 in Austin, TX

Westlake HS, Austin, TX

Acquired - D3-12 (88th overall)



Pro Bowls: 2013



A tall, strong-armed quarterback with a relentless work ethic, Nick Foles flourished during a breakout season in 2013 as he led the league with a 119.2 QB rating, the 3rd best in NFL history. His TD/INT ratio (27/2) was the best ever by an NFL QB. A 3rd round pick in 2012 from Arizona, Foles finished his career as the school's all-time leader in passing yards, TDs, attempts and completions.

BIRDSEED

- Growing up in Austin, TX, Foles claims he has been in a football-thirsty environment his whole life. "High school football was the big thing growing up in Austin. Friday Night Lights, the whole deal. I was thrown right in it and loved it." In fact, there is a baby picture of Foles a few weeks after he was born with a football in his hands. "It's actually pretty funny because in that picture I'm using the same grip on the ball as I do now."

SEVENTH HEAVEN

7

In just his 9th NFL start, Nick Foles became the 7th player in NFL history to throw 7 touchdowns in a game in a 49-20 win at Oakland on November 3, 2013, and was the first to do so with a perfect QB rating of 158.3. He was also the first ever to throw all 7 TDs before the start of the 4th quarter and was the 3rd to do so without throwing an interception. He earned NFC offensive player of the week honors while his jersey, cleats and the 7th TD football are on display at the Pro Football Hall of Fame.



A breakdown of the NFL quarterbacks with seven TD passes in one game. The Eagles are the only franchise to accomplish it twice:

Sid Luckman, Chi	11/14/43	at NY Giants	[31-21-433-1]
Adrian Burk, Phi	10/17/54	at Washington	(27-19-232-1)
George Blanda, Hou	11/19/61	vs. NY Titans	[32-20-418-1]
Y.A. Tittle, NYG	10/28/62	vs. Washington	[39-27-505-0]
Joe Kapp, Min	9/28/69	vs. Balt. Colts	[43-28-449-1]
Peyton Manning, Den	9/05/13	vs. Balt. Ravens	[42-27-462-0]
Nick Foles, Phi	11/03/13	at Oakland	(28-22-406-0)

CAREER HIGHLIGHTS

- Named MVP of 2014 Pro Bowl, completing 7-10 passes and a TD
- Became first QB since 1960 to post a 149+ QB rating in consecutive games (158.3 at Oak, 11/3/13 and 149.3 at GB, 11/10/13)
- Among quarterbacks who have thrown a minimum of 500 pass attempts in their career, his 1.2 interception percentage (7 INTs out of 582 attempts) is the lowest in NFL history

- Owens the best QB rating (101.1) and completion pct. (62.5) in team history
- Set the Eagles record with 237 pass attempts without an interception (12/23/12 thru 12/8/13)

2013 HIGHLIGHTS

- Led the NFL in QB rating (119.2), yards per pass attempt (9.1), and TD pct. (8.5). Became the first Eagle to lead the league in passer rating since Tommy Thompson did so in 1948 and 1949
- His TD/INT ratio of 27/2 was the best in NFL history and is the only QB in league history to throw 20+ TDs and fewer than 2 INTs
- Joined Tom Brady (36 TDs, 4 INTs in 2010) as the only two QBs in NFL history to throw 25+ TDs and fewer than 5 INTs in a season
- His 9 games of a 100+ QB rating were 2nd in the NFL and tied the team's single season record set by Donovan McNabb (2004)
- In first NFL playoff start vs. NO (1/4), completed 69.7% of passes (23-33) for 195 yards, 2 TDs, and 105.0 QB rating
- Helped clinched the NFC East title with a 124.4 QB rating at Dal. (12/29). Went 17-26 for 263 yards and 2 touchdowns

THREE-STEP DROP

Greatest love besides football: Family and Faith

What he'd be doing if not in football: In the restaurant business or coaching

Talent he'd most like to have: Cooking

Favorite personal moment in sports:

Beating USC on my dad's birthday when I was a sophomore at Arizona

Teams/Athletes growing up: John Elway and Michael Jordan

Meal: Fried catfish

Book: *Where the Red Fern Grows*

Movie: *Scooby Doo* (animated)

TV Show: *NCIS* and *CSI*

Pregame ritual: Reading the Bible

NFL'S LOWEST SINGLE-SEASON INT PCT

Damon Huard, 2006	0.41
Josh McCown, 2013	0.45
Nick Foles, 2013	0.63
Joe Ferguson, 1976	0.66
Tom Brady, 2010	0.81

MOST TD PASSES TO START SEASON WITHOUT AN INT

Peyton Manning, Denver	20 (2013)
Nick Foles, Philadelphia	19 (2013)
Milt Plum, Cleveland	16 (1960)
Randall Cunningham, Minn.	14 (1998)
Don Meredith, Dallas	14 (1966)



2013 LEAGUE LEADERS IN QUARTERBACK RATING

Nick Foles, Philadelphia	119.2
Peyton Manning, Denver	115.1
Josh McCown, Chicago	109.0
Philip Rivers, San Diego	105.5
Aaron Rodgers, Green Bay	104.9

HIGHEST SINGLE-SEASON QB RATING IN NFL HISTORY

Aaron Rodgers, GB (2011)	122.5
Peyton Manning, Ind (2004)	121.1
Nick Foles, Philadelphia (2013)	119.2
Tom Brady, NE (2007)	117.2
Peyton Manning, Den (2013)	115.1





2013 HIGHLIGHTS (continued)

- Set franchise record with a 82% completion percentage (21-25) vs. Chi. (12/22) to go along with 2 TDs, 230 yards and a 131.7 QB rating
- Threw for a career-high 428 yards and had 3 TDs at Min (12/15)
- Tossed three TD passes (all to tight ends) vs. Arz. (12/1) as part of a 112.0 QB rating game
- Earned NFC Offensive player of the month honors for a November in which set an NFL record for QB rating in a month (152.8). In three games, he completed 71% of his passes for 932 yards and 10 TDs (no INTs)
- Threw for 298 yards and ran for a career-high 47 yards, including a TD, in a win vs. Was (11/17). He accrued a QB rating of 104.3
- Tossed 3 TD passes and accrued a 149.3 QB rating at GB (11/10), becoming the first quarterback since 1960 to post a 149+ QB rating in back-to-back games
- Earned NFC Offensive player of the week honors after first start of season at TB (10/13). He completed 22 of 31 passes (71%) for 296 yards, 3 TDs, and a 133.3 QB rating. Also scored on a 4-yard run
- Subbed for an injured Michael Vick in the 2nd qtr. at NYG (10/6) and completed 64% of his passes (16-25) for 197 yards and 2 TDs

2013 GAME-BY-GAME STATISTICS

				PASSING									RUSHING				
Date	Opp	W/L	GP/GS	Att	Cmp	Pct	Yds	TD	Int	Lg	Sack/Yds	Rat	Att	Yds	Avg	Lg	TD
Sep 9	at Was	W	0/0	DID NOT PLAY													
Sep 15	SD	L	1/0	1	0	0.0	0	0	0	0	0/0	39.6	0	0	0.0	0	0
Sep 19	KC	L	0/0	DID NOT PLAY													
Sep 29	at Den	L	1/0	4	3	75.0	49	1	0	37	0/0	155.2	0	0	0.0	0	0
Oct 6	at NYG	W	1/0	25	16	64.0	197	2	0	28	1/3	114.9	3	1	0.3	3	0
Oct 13	at TB	W	1/1	31	22	71.0	296	3	0	47t	1/9	133.3	3	2	0.7	4t	1
Oct 20	Dal	L	1/1	29	11	37.9	80	0	0	16	3/15	46.2	3	25	8.3	12	0
Oct 27	NYG	L	0/0	INACTIVE/CONCUSSION													
Nov 3	at Oak	W	1/1	28	22	78.6	406	7	0	63t	1/1	158.3	4	10	2.5	9	0
Nov 10	at GB	W	1/1	18	12	66.7	228	3	0	55t	3/17	149.3	8	38	4.8	16	0
Nov 17	Was	W	1/1	26	17	65.4	298	0	0	49	3/22	104.3	9	47	5.2	14	1
Dec 1	Ari	W	1/1	34	21	61.8	237	3	0	25	5/35	112.0	9	22	2.4	9	0
Dec 8	Det	W	1/1	22	11	50.0	179	1	1	44	0/0	73.9	6	23	3.8	20	1
Dec 15	at Min	L	1/1	48	30	62.5	428	3	1	51	4/32	103.5	5	41	8.2	21	0
Dec 22	Chi	W	1/1	25	21	82.0	230	2	0	32	2/5	131.7	2	17	8.5	10	0
Dec 29	at Dal	W	1/1	26	17	65.4	263	2	0	35	5/34	124.4	5	-5	-1.0	0	0
Totals			13/10	317	203	64.0	2891	27	2	63t	28/173	119.2	57	221	3.9	21	3
PLAYOFFS																	
Jan 4	NO	L	1/1	33	23	69.7	195	2	0	40	2/19	105.0	1	3	3.0	3	0
Totals			1/1	33	23	69.7	195	2	0	40	2/19	105.0	1	3	3.0	3	0



RT: NOVEMBER TO REMEMBER

@RLiuNFL: @Eagles QB Nick Foles had 152.8 passer rating in Nov, highest in ANY calendar month in @nfl history (min 50 att)



COVER BOY

Fresh off a win over the Lions on a snow-covered field, Foles was featured on the cover of the December 16th edition of Sports Illustrated. It was the 19th time an Eagle adorned the cover of that magazine. "That's awesome, that's really awesome," said tight end Brent Celek. "I remember when my brother [Garrett] was a freshman [at Michigan State] and Nick Foles was rooming with him. I didn't even know who Nick Foles was and now he is on the cover of Sports Illustrated. It's crazy."



PLAYERS OF THE WEEK/MONTH AWARDS

NFC Offensive POW October 13, 2013 at TB
NFC Offensive POW November 3, 2013 at Oak
NFC Offensive POM November 2013

FOLES' CAREER STATISTICS

			PASSING										RUSHING				
Year	Team	GP/GS	Att	Cmp	Pct	Yds	Yd/At	TD	Int	Lg	Sk/Yd	Rat	Att	Yds	Avg	Lg	TD
2012	Phil.	7/6	265	161	60.8	1699	6.4	6	5	46	20/131	79.1	11	42	3.8	14	1
2013	Phil.	13/10	317	203	64.0	2891	9.1	27	2	63t	28/173	119.2	57	221	3.9	21	3
TOTALS		20/16	582	364	62.5	4590	7.9	33	7	63t	48/304	101.0	68	263	3.9	21	4
PLAYOFFS																	
2013	Phil.	1/1	33	23	69.7	195	5.9	2	0	40	2/19	105.0	1	3	3.0	3	0
TOTALS		1/1	33	23	69.7	195	5.9	2	0	40	2/19	105.0	1	3	3.0	3	0


TWO-POINT CONVERSIONS: 2013 (2 pass)
FUMBLES/LOST: (12/5) ... 2012 (8/3), 2013 (4/2)

CAREER HIGHS

Atts	51	12/29/12 at TB
Cmp	32	2x, 12/23/12 vs. Was.
Yds	428	12/15/13 at Min
Long	63t	11/3/13 at Oak
TD	7	11/3/13 at Oak
Cmp%	82.0	12/22/13 vs. Chi
QBR	158.3	11/3/13 at Oak
Rush	9	2x, 12/1/13 vs. Arz.
Yds	47	11/17/13 vs. Was.
Long	21	12/15/13 at Min
TDs	1	4x, 12/8/13 vs. Det.

66 Andrew Gardner

Tackle
6-6, 308
Georgia Tech
5th year
Born 4/4/86 in Chamblee, GA
Sandy Creek HS, Tyrone, GA
Acquired - FA (Hou) 2014



Originally a sixth-round draft pick of the Miami Dolphins in 2009, Andrew Gardner signed with the Eagles as a free agent during the 2014 offseason. Following stints with the Dolphins (2009-10), Ravens (2010), Vikings (2010) and Bengals (2010-11), Gardner signed with the Houston Texans in August 2011 where he provided quality depth on the offensive line. The Chamblee, GA, native was a four-year starter at Georgia Tech where he was a two-time first-team All-ACC selection as a junior and senior.

IN THE TRENCHES

- **Best part of being an o-lineman:** "The camaraderie of the offensive line. It's almost like a team within a team."
- **Most challenging aspect on the o-line:** "How one mistake can completely change the outcome of a game. One false start or one sack given up at the wrong time can be the difference between a win and a loss."
- **Favorite o-lineman of all-time:** NFL Hall of Famer Bruce Matthews
- **Underrated attribute needed on the o-line:** "Being intelligent. You have to understand the playbook, quickly apply it to your assignments and have the ability to make adjustments on the run."
- **Position other than o-lineman he would most like to play:** Tight end or quarterback
- **Best player he ever lined up against:** Six-time Pro Bowler Jason Taylor
- **Worst part of being 6-6, 308:** Being too big for the world. "You have to shop at specialty stores and the airplane seats are too small. [Jokingly] Sometimes I think this world was not designed for o-linemen like me in mind."

2012 HIGHLIGHTS

- Was part of a Texans offensive line that was honored with The Madden Most Valuable Protectors Award during Week 13 of the 2012 season. Named after the Pro Football Hall of Fame coach John Madden, the award celebrates "the loyal teammates in the trenches that most consistently provide the time and protection that is critical to their teammates' and overall team's success"

COLLEGE HIGHLIGHTS

- A four-year starter at Georgia Tech, started the first 48 games of his career before undergoing season-ending surgery for a torn labrum with four games remaining in his senior campaign
- As a senior tri-captain in 2008, was named first-team All-ACC, second-team All-ACC by *ACC Sports Journal* and was tabbed as a honorable mention All-American by *Sports Illustrated*. Was also a two-time ACC Offensive Lineman of the Week
- Played with a torn labrum for most of his senior season until undergoing surgery on his left shoulder in early November. Prior to being shut down, led the nation in consecutive games started at 48

- Earned first-team All-ACC honors after starting every game as a junior in 2007
- An honorable mention All-ACC selection as a sophomore in 2006, blocked for the ACC leading rusher, Tashard Choice, while helping the Yellow Jackets rank second in the conference in rushing
- Named a first-team Freshman All-American by the *Football Writers' Association of America* in 2005 after starting every game at left tackle. Was also an All-ACC freshman team selection by *The Sporting News*

PERSONAL

- Originally started playing football around 11 years old. He wanted to try out for his middle school team, but before doing so, he decided to learn the game by playing a year of rec football
- Was very involved in sports growing up even off the field. Jobs included serving as a youth basketball scorekeeper and umpiring minor league baseball games
- Favorite sports moment was being part of the Texans' first division championship and first playoff berth in 2011
- Wishes he had the magical ability to touch books and instantly absorb the information like in the movie, *The Meteor Man*
- A three-year letterman at Sandy Creek High School, was an honorable mention Class 4A all-state and first-team all-area selection as a senior
- Also played basketball where he was honored as an all-county selection
- Son of Jim and Christine Gardner
- Has an older brother, Rich, and a younger sister, Jennifer
- Considers his father and brother to be the biggest influences on his life. Said Gardner, "They carried themselves in the right manner and they taught me how to be a respected, honorable man."
- He and his wife, Jennifer, have three children

THREE-STEP DROP

Hobbies: Family time
If not playing football: Would somehow make a living in football
Talent he'd most like to have: Play a musical instrument
Actor to play him in a movie: Vince Vaughn
Dinner guests: Jesus and Reggie White
Bucket list: Travel to Europe
Favorite teams growing up: Georgia Tech football, Atlanta Braves
Meal: Steak and potatoes/all food
Movies: *The Godfather*, *Heavy Weights*
TV show: *The Walking Dead*
Musical artists: 311, Cake, Five Iron Frenzy, Muse

CAREER SERVICE

YEAR	TEAM	GP/GS	Playoffs
2009	Mia.	1/0	YEAR TEAM GP/GS
2011	Hou.	1/0	2011 Hou. 0/0
2012	Hou.	3/0	2013 Hou. 0/0
2013	Hou.	3/0	2013 Hou. 0/0
Totals		8/0	Totals 0/0
First NFL game: 11/29/09 vs. Buf.			

53 Najee Goode

Linebacker

6-0, 244

West Virginia

3rd year

Born 6/4/89 in Cleveland, OH

Benedictine HS, Cleveland, OH

Acquired - Waivers (TB) 2013



Originally a fifth-round selection of the Tampa Bay Buccaneers in 2012, Najee Goode (pronounced NAH-gee GOOD) was claimed off waivers by the Eagles prior to the start of the 2013 regular season. Goode provided the Eagles with quality depth at both the inside linebacker position and on the team's special team's units. While starring collegiately at West Virginia, Goode tied a school record by playing in 52 career games and garnered first-team All-Big East honors after leading the team with 87 tackles, 15 tackles for loss and five sacks as a senior.

2013 HIGHLIGHTS

- Recorded his first-career sack, taking down Redskins QB Robert Griffin III in his first-career start vs. Was. (11/17). He also notched six tackles and two passes defended in the contest
- Entered the game in the first quarter at GB (11/10) in place of an injured Mychal Kendricks and recorded a career-high five tackles
- Recovered a mishandled long snap at the Giants two-yard line and ran it in for his first-career touchdown vs. NYG (10/27)

2013 GAME-BY-GAME STATISTICS

Date	Opp	W/L	P/S	S	A	T	Sac	Hur	Int	Yds	Lg	KD	FF	FR
Sep 9	at Was	W	1/0	0	0	0	0.0	0	0	0	0	0	0	0
Sep 15	SD	L	1/0	0	0	0	0.0	0	0	0	0	0	0	0
Sep 19	KC	L	1/0	0	0	0	0.0	0	0	0	0	0	0	0
Sep 29	at Den	L	1/0	2	1	3	0.0	0	0	0	0	0	0	0
Oct 6	at NYG	W	1/0	0	0	0	0.0	0	0	0	0	0	0	0
Oct 13	at TB	W	1/0	0	0	0	0.0	0	0	0	0	0	0	0
Oct 20	Dal	L	1/0	0	0	0	0.0	0	0	0	0	0	0	0
Oct 27	NYG	L	1/0	0	0	0	0.0	0	0	0	0	0	0	1
Nov 3	at Oak	W	1/0	3	0	3	0.0	0	0	0	0	0	0	0
Nov 10	at GB	W	1/0	1	4	5	0.0	0	0	0	0	0	0	0
Nov 17	Was	W	1/1	5	1	6	1.0	0	0	0	0	2	0	0
Dec 1	Ari	W	1/0	0	0	0	0.0	0	0	0	0	0	0	0
Dec 8	Det	W	0/0	INACTIVE/HAMSTRING										
Dec 15	at Min	L	0/0	INACTIVE/HAMSTRING										
Dec 22	Chi	W	1/0	0	1	1	0.0	0	0	0	0	0	0	0
Dec 29	at Dal	W	1/0	0	0	0	0.0	0	0	0	0	0	0	0
Totals			14/1	11	7	18	1.0	0	0	0	0	2	0	1
Playoffs														
Jan 4	NO		1/0	0	0	0	0.0	0	0	0	0	0	0	0
Totals			1/0	0	0	0	0.0	0	0	0	0	0	0	0

GOODE'S CAREER STATISTICS

Year	Team	GP/GS	TACKLES					INTERCEPTIONS					FF	FR	Yds	STT
			Tot	Solo	Ast	Sacks	Yds	Int	Yds	Lg	TD	KD				
2012	TB	3/0	0	0	0	0.0	0	0	0	0	0	0	0	0	0	0
2013	Phil.	14/1	18	11	7	1.0	6	0	0	0	0	2	0	1	2T	8
TOTALS		17/1	18	11	7	1.0	6	0	0	0	0	2	0	1	2T	8
PLAYOFFS																
2013	Phil.	1/0	0	0	0	0.0	0	0	0	0	0	0	0	0	0	0
TOTALS		1/0	0	0	0	0.0	0	0	0	0	0	0	0	0	0	0

CAREER HIGHS

Tackles **6** (11/17/13 vs. Was.)
Sacks **1.0** (11/17/13 vs. Was.)

TOUCHDOWNS

Touchdown **Opponent**
2-yd FUM ret. 10/27/13 vs. NYG (LS Zak DeOssie)

THREE-STEP DROP

Pregame ritual: "I call my mom to say a prayer before every game."

Favorite Car: Ford Mustang GT 500, "The fastest car in the NFL."

Job if not in NFL: Designing and working on cars

Guilty Pleasure: Cheesecake

Funniest Eagles: LeSean McCoy and Chris Polk

Teams/Athletes: Philadelphia Eagles/His father, John Goode

Athlete to watch right now: Usain Bolt

First job: Worked at a carwash

Bucket list: "Seeing all 7 wonders of the world."

Nickname: Gigawatt

Most played artist on iPod: Kendrick Lamar and Pusha T

Meal: IHOP's Big Steak Omelette

Movie: Superman

Favorite Philly restaurant: Distrito

Twitter: @GigaWattGoode

IT'S ALL GOODE

Najee and his father, John Goode, are the first father-son duo in team history to both take snaps for the Eagles. A former NFL tight end, John played in 14 games for the Eagles in 1985. Said Najee: "When I signed with the Eagles my father told me that the fans in Philly are extremely passionate about their sports teams. He said I should enjoy the moment and just make plays ... I was 4 years old and I knew the Eagles chant - E-A-G-L-E-S, EAGLES! I used to hear my dad do it all the time."



CLOSE CALL

Najee's football career was almost over before it even began after breaking his femur as a freshman in high school. "I remember it to this day," said Najee. "It was on a screen play. The doctors told me I would never be able to play football again because the injury was right on my growth plate."



After surgery and many months of rehab, Najee overcame the odds and returned to the field for the end of his sophomore season. "That year sitting out was very tough for me. I'm just so happy everything worked out."



77 Kevin Graf

Tackle
6-6, 309
USC

Rookie
Born 6/17/91 in Agoura Hills, CA
Agoura HS, Agoura Hills, CA
Acquired - Rookie FA (2014)



A three-year starter on the USC offensive line, Kevin Graf signed with the Eagles as a rookie free agent following the 2014 draft. Graf, whose father lettered three years as an offensive guard at Southern Cal and was a member of the Trojans 1972 national championship team, was an honorable mention All-Pac-12 honoree following the 2013 season

BIRDSEED

- Was recruited by many Pac-12 schools, including Chip Kelly and Oregon, but decided to follow in the footsteps of his father, Allen, and brother, Derek, who both played at USC
- Has not missed attending a home USC football game since he was the age of four
- His father is currently a 2nd-unit director in Hollywood. He specializes in directing sports scenes and stunt-scene coordination. He has worked on such movies as *Friday Night Lights*, *Any Given Sunday* and *42* ... his brother, Derek, is a stunt man. Says Kevin, "he gets hurt more as a stunt man than he did playing football" ... his sister, Nicole, works as an entertainment planner for AEG
- Blocked for Eagles QB Matt Barkley at USC and was his roommate at the Under Armour high school all-star game in Orlando

COLLEGE HIGHLIGHTS

- Started 39 games at right tackle for the Trojans after stepping in as a sophomore
- Earned honorable mention All-Pac-12 honors as a senior in 2013, starting 14 games at right tackle
- Named to the 2011 *CollegeFootballNews.com* Sophomore Team as an honorable mention selection as sophomore
- Saw action as a reserve offensive tackle and guard as a redshirt freshman in 2010 ... Redshirted in 2009

PERSONAL

- Engaged to Samantha Hansen, the daughter of LA Angels hitting coach and former MLB infielder Dave Hansen ... is the son of Allen and Betty Graf. Allen played on USC's 1972 national championship squad
- In 2010, was named to the *LA Daily News* All-Decade team and *Ventura County Star* All-Decade first team
- As a senior in 2008, earned All-American accolades from numerous publications including *Parade*, *SuperPrep*, *Prep Star*, *Scout.com*, *EA Sports* and *Max Preps*
- Named to the *Rivals.com* Junior All-American second team, *Cal-Hi Sports* All-State Underclass first team, *Max Preps* All-State Division II, All-CIF Northern Division first team and *Los Angeles Daily News* All-Area first team as a junior in 2007
- Also competed in basketball and as a shot putter in track. Earned all-state honors in track and was named his school's Athlete of the Year in 2009
- Played one season of football at Oaks Christian High School, where he was a teammate of Casey Matthews. "Casey actually picked me up for school every day. He was my car pool."
- Did not start playing football until his freshman year of high school because his size was always over the state limit
- Graduated with a degree in communications as he minored in occupational therapy
- Graf on twitter: @KevinGraf77

THREE-STEP DROP



Hobbies: Jet skiing
Bucket List: Travel to Europe
Favorite moment in sports: Beating UCLA, 50-0, as a sophomore and beating Stanford at home as a senior
Favorite teams growing up: USC Football, LA Kings, Lakers and Angels
Favorite Meal: Anything BBQ'd
Favorite Movie: *Friday Night Lights*
Favorite TV show: *How I Met Your Mother*
Favorite Book: *Hunger Games*
Guilty Pleasure: Ice Cream
Favorite Vacation Spot: Laughlin, Nevada and Maui
Talent He'd Most Like to Have: Play the guitar
Favorite App: Twitter and iFunny

55 Brandon Graham

Linebacker

6-2, 265



Michigan

5th year

Born 4/3/88 in Detroit, MI

Crocket Vocation Technical HS, Detroit, MI

Acquired - D1-10 (13th overall)



A first-round draft choice of the Eagles in 2010, Brandon Graham enjoyed a breakout season in 2012 when he collected 5.5 sacks, including four in the final five games. Graham made the transition from defensive end to outside linebacker in 2013 and is an explosive and physical athlete with relentless energy. Graham recorded 138 tackles, 29.5 sacks, 56 tackles for loss, eight forced fumbles and three fumble recoveries over four seasons in Ann Arbor.

BIRDSEED

- Names his mother, Tasha Graham, for being the most influential person in his life. A cancer survivor, she was diagnosed with leukemia at a young age. She spent most of her life working at a Chrysler auto plant to support Brandon and his three sisters. Recalled Tasha, "The doctors told me I would never be able to have kids, so I cherish them because of that. When I was working at Chrysler, working hard, trying to make ends meet, it was for them and Brandon saw that."
- Rod Oden, an assistant coach at Crockett while Graham was in high school is now the head coach there and fondly remembers Graham's work ethic and impact he has made on the program. "He was an absolute leader. The entire school would follow Brandon. He's a leader in demonstration. We say, 'Leadership is demonstrated, it's not announced.' And he walks in a room and his presence commands respect. People see him put in the extra hours. They see him run the extra sprints, lift the extra weights, and they follow. Now we have kids who want to be the next Brandon. They're still following."

2013 HIGHLIGHTS

- Sacked Drew Brees in his first career playoff game vs. NO (1/4)
- Forced a fumble of RB Joique Bell vs. Det. (12/8) in the red zone that was recovered by Patrick Chung
- Notched two sacks of Carson Palmer vs. Arz. (12/1) in just 13 snaps of action. It was his 2nd career outing with 2+ sacks

PERSONAL

- Married Carlyne Williams during the 2014 offseason and resides in Philadelphia. Has a cocker spaniel, Midnight
- Parents are Tasha Graham and Derrick Walton. Has three younger sisters, Brittany, Mikayla and Brianna
- Began playing football at the age of seven as a linebacker, center, and running back for the Detroit Giants
- Says his greatest love besides football is doing flips in gymnastics. "I started doing it when I was young and I just got better and better. It's really fun. I can do about ten in a row now."
- Most underrated attribute of a pass rusher:** "The ability to react. There are plenty of fast people that can't react."

- Favorite moment in sports growing up:** "In my junior year of high school, I intercepted a pass in the state semifinals, took it to the house and we won the game. It was a great feeling."
- Was a four-year starter at Crockett Vocation Technical HS in Detroit and earned Parade, EA Sports and USA Today first-team All-America honors as a senior. That year, was also selected Michigan Gatorade Player of the Year

THREE-STEP DROP

Favorite App: Instagram

Favorite Player Growing Up: Ray Lewis

Most Memorable Concert: Birthday Bash in Atlanta, GA

Favorite Quote: "Those who stay will be champions" - Bo Schembechler

TV show: Fresh Prince of Bel Air

Website: worldstarhiphop.com

Bucket List: Skydiving

First Job: Working the grill at McDonalds for \$6/hour

Talent Most Like to Have: To be able to fly like a superhero

Favorite Philadelphia Restaurant: Ms. Tootsie's

Actor that would play you in a movie: Denzel Washington

2013 GAME-BY-GAME STATISTICS

Date	Opp	W/L	P/S	S	A	I	Sac	Hur	Int	Yds	Lg	KD	FF	FR
Sep 9	at Was	W	1/0	0	0	0	0	0	0	0	0	0	0	0
Sep 15	SD	L	1/0	0	0	0	0	0	0	0	0	0	0	0
Sep 19	KC	L	1/0	2	1	3	1	1	0	0	0	0	0	0
Sep 29	at Den	L	1/0	1	0	1	0	0	0	0	0	0	0	0
Oct 6	at NYG	W	1/0	0	0	0	0	1	0	0	0	0	0	0
Oct 13	at TB	W	1/0	0	0	0	0	0	0	0	0	0	0	0
Oct 20	Dal	L	1/0	3	0	3	0	1	0	0	0	0	0	0
Oct 27	NYG	L	1/0	1	0	1	0	0	0	0	0	0	0	0
Nov 3	at Oak	W	1/0	0	0	0	0	0	0	0	0	0	0	0
Nov 10	at GB	W	1/0	1	1	2	0	0	0	0	0	0	0	0
Nov 17	Was	W	1/0	2	0	2	0	1	0	0	0	0	0	0
Dec 1	Ari	W	1/0	3	0	3	2	0	0	0	0	0	0	0
Dec 8	Det	W	1/0	0	2	2	0	0	0	0	0	0	1	0
Dec 15	at Min	L	1/0	0	1	1	0	0	0	0	0	0	0	0
Dec 22	Chi	W	1/0	0	1	1	0	1	0	0	0	0	0	0
Dec 29	at Dal	W	1/0	1	1	2	0	2	0	0	0	0	0	0
Totals			16/0	14	7	21	3	7	0	0	0	0	1	0
Playoffs														
Jan 4	NO	L	1/0	1	1	2	1	1	0	0	0	0	0	0
Totals			1/0	1	1	2	1	1	0	0	0	0	0	0

GRAHAM'S CAREER STATISTICS

		TACKLES					INTERCEPTIONS							
Year	Team	GP/GS	Tot	Solo	Ast	Sack	Yds	Int	Yds	Lg	TD	KD	FF	FR
2010	Phil.	13/6	18	12	6	3.0	24.0	0	0	0	0	0	2	0
2011	Phil.	3/0	4	2	2	0.0	0.0	0	0	0	0	0	0	0
2012	Phil.	16/6	50	34	16	5.5	31.5	0	0	0	0	1	2	1
2013	Phil.	16/0	21	14	7	3.0	22.0	0	0	0	0	0	1	0
TOTALS		48/12	93	62	31	11.5	77.5	0	0	0	0	1	5	1
PLAYOFFS														
2010	Phil.	0/0	Injured Reserve/ACL											
2013	Phil.	1/0	2	1	1	1.0	1.0	0	0	0	0	0	0	0
TOTALS		1/0	2	1	1	1.0	1.0	0	0	0	0	0	0	0

CAREER HIGHS

Tackles	10	(12/13/12 vs. Cin.)
Sacks	2.5	(12/13/12 vs. Cin.)

97 Taylor Hart

Defensive End

6-6, 281

Oregon

Rookie

Born 2/22/91 in Tualatin, OR

Tualatin HS, Tualatin, OR

Acquired - D5a-14 (141st overall)



A former pupil of both Chip Kelly and Jerry Azzinaro at the University of Oregon, Taylor Hart was selected by the Eagles in the 5th round of the 2014 NFL Draft. A second-team All-Pac-12 Conference honoree as a senior in 2013 after finishing the season with 64 tackles, six tackles for loss and three sacks. Hart was a first-team all-state selection at both offensive tackle and defensive end as a senior at Tualatin (OR) High School.

COLLEGE HIGHLIGHTS

- Earned second-team All-Pac-12 accolades as a senior in 2013 after finishing fourth on the team with 64 tackles, six tackles for loss, three sacks and three forced fumbles
- Garnered honorable mention All-Pac-12 Conference acclaim as well as league academic honors as a junior in 2012, collaring 36 tackles, 11 tackles for loss and a team-best eight sacks
- Was one of two 14-game starters on the defensive line as a sophomore and earned All-Pac-12 honorable mention honors, recording 44 tackles, three tackles for loss and 2.5 sacks
- Appeared in 13 games as a redshirt freshman in 2010
- Redshirted as a true freshman in 2009

PERSONAL

- He and his fiancée, Lauren, have a dog named Zeke. Zeke is a Labrador-Border Collie mix
- Son of Doug and Kathy Hart and has one younger brother, Connor. Doug works in the lumber industry
- Was a first-team all-state selection at both offensive tackle and defensive end as a senior at Tualatin High School
- Earned his degree in sociology with a minor in business

THREE-STEP DROP



What he'd be doing if not playing football: Working in the lumber industry with his dad

Talent he'd most like to have: Ability to fly

Person he'd trade places with for a day: Barack Obama

Actor that would play him in a movie: Tom Cruise

First job: Cut lawns for a landscaping company

Hobbies: Fishing and hunting

Most played artist on his iPod: Kenny Chesney

Favorite meal: Street tacos

Movie: *Remember the Titans*

TV show: *Gold Rush*

Quote: "Never forget where you came from and what you represent."

78 Donald Hawkins

Guard
6-4, 301
Texas
Rookie
Born 4/22/92 in Memphis, TN
Rosa Fort HS, Tunica MS
Acquired - Rookie FA (2014)



A 2013 AP second-team All-Big 12 honoree, Donald Hawkins signed with the Eagles as a rookie free agent following the 2014 NFL Draft. At the University of Texas, Hawkins started in 24 of his 25 career games as a two-year contributor on the Longhorn offensive line following his transfer from Northwest Community College (MS). As a senior captain at Rosa Fort (MS) High School, the two-time all-district honoree helped his team become co-district champions.

BIRDSEED

- Would like to trade places with Pro Bowl left tackle and current teammate, Jason Peters, for a day. "He is one of the best, if not THE best, left tackles in the NFL and it all started with him going undrafted," said Hawkins. "After I went undrafted this year, I looked at Jason's resume and it encouraged me to keep getting better. It's almost hard to believe that I'm a teammate of his now."

IN THE TRENCHES

- **The best part of being an o-lineman:** "The offensive line is like a brotherhood. You have five guys coming together as one and everything is centered around trust."
- **Most challenging aspect on the o-line:** "Going up against a 'freak' pass rusher who is quick and athletic."
- **Best player he ever lined up against:** Current Seahawks DE and former Longhorn teammate, Jackson Jeffcoat
- **Position other than o-lineman he would most like to play:** DE
- **Most memorable block:** Pulling on a reverse and making a spring block that set up a 60-yard TD in the 2012 Alamo Bowl. Texas went on to defeat Oregon State, 31-27
- **Worst part of being 6-4, 301:** Shopping for clothes

PERSONAL

- What started out as a simple game of Madden eventually turned into a love for the Philadelphia Eagles. Hawkins was always intrigued by mobile, strong arm quarterbacks. He would play with the Eagles and Donovan McNabb and that ultimately led him to becoming a fan of the team. His favorite players included Jeremiah Trotter, Tra Thomas, Brian Westbrook, Sheldon Brown, Lito Sheppard and Brian Dawkins
- An avid fan of wrestling growing up, Hawkins would collect WWE action figures. His favorite superstars included The Rock and "Stone Cold" Steve Austin
- A senior team captain at Rosa Fort (MS) High School, was a two-time all-district selection, playing multiple positions on the offensive and defensive lines

- Helped lead his team to a co-district championship in 2009. Considers that to be his favorite sports moment growing up because it was the first time in over a decade that his high school made the playoffs. Said Hawkins, "That season was very special to me because I was part of a team that got the program back on the path to success. It was the first time in 15 years that our school made the playoffs. Our hard work that season truly paid off."
- Attributes much of his success today to his high school coach, Leonard Crutchfield. After picking up the sport of football and then quitting a short time after, coach Crutchfield encouraged him to keep playing
- Also lettered in basketball
- Son of Donald Hawkins, Sr., and Kandice Kyles. His mother, Kandice, works as a financial sales representative
- Has a younger brother, Quenton, and a younger sister, Makayla
- Earned his degree in applied learning and development/youth and community studies

COLLEGE HIGHLIGHTS

- Was named a 2013 first-team All-Big 12 selection by the *San Antonio Express-News* and a second-team All-Big 12 choice by the *Associated Press*
- Selected to play in the East-West Shrine game and the 2014 Medal of Honor Bowl
- Started all 13 games as a senior in 2013, anchoring an offensive line that engineered the 36th best rushing output in the FBS (196.2 yards per game) while only giving up 16 sacks which tied for 17th fewest
- As a junior in 2012, was part of an offense that ranked 23rd in the FBS in scoring offense (35.7 ppg) as he started in 11 of his 12 games played
- Transferred to the University of Texas following the 2011 season
- Was a NJCAA first-team All-American at Northwest Community College (MS)

THREE-STEP DROP

Hobbies: Playing basketball

What he'd be doing if not playing football: Coaching football or working in the University of Texas athletic department

Pregame ritual: Practices technique inside the locker room

Dinner guest: Shaquille O'Neal

Meal: Homemade cheeseburgers, ribs

Movie: *The Temptations*

TV show: *Family Guy*


Musical artist: Yo Gotti

Place to visit: Miami, FL

Twitter: @That_Boi_Dhawk

6 Alex Henery

Kicker
6-1, 177
Nebraska
4th year
Born 8/18/87 in Omaha, NE
Burke HS, Omaha, NE
Acquired - D4b-11 (120th overall)



Originally a fourth-round draft pick of the Eagles in 2011, Alex Henery (pronounced HEN-ry) has provided the Birds with accuracy and reliability in the kicking game through his first three seasons with the team. Henery set a team record and rookie NFL benchmark with a 88.9% field goal percentage in his first season and already owns two of the four most accurate seasons in franchise history. A first-team All-America selection in 2010, Henery handled the kicking and punting duties at the University of Nebraska, and finished his career as the most accurate kicker in NCAA history.

CAREER HIGHLIGHTS

- Has made 74 of 86 career field goal attempts (86.0%) and already owns two of the Eagles four most accurate seasons
- Connected on 88.9 percent of his field goal chances in 2011, setting the franchise single-season accuracy record and ranking fifth in the NFL
- Henery's 88.9 field goal percentage in 2011 ranks third all-time among NFL rookies
- Set an Eagles rookie record with 118 kicking points

BEST FIELD GOAL PERCENTAGE ROOKIES - NFL HISTORY

Player (year)	FGM-FGA	Pct.
Blair Walsh (2012)	35-38	92.1
Justin Tucker (2012)	30-33	90.9
Alex Henery (2011)	24-27	88.9
Dan Bailey (2011)	32-37	86.5

BEST FIELD GOAL PERCENTAGE EAGLES HISTORY

Player (year)	FGM-FGA	Pct.
Alex Henery (2011)	24-27	88.9
David Akers (2002)	30-34	88.2
David Akers (2000)	29-33	87.9
Alex Henery (2012)	27-31	87.1

BIRDSEED

- Henery has become very involved in the Team Jack Foundation which was started in Atkinson, Nebraska and aims to fund pediatric brain cancer research through a variety of events. Henery is one of a handful of "All Stars" who are committed to helping find a cure. For more information, log on to teamjackfoundation.org
- Thrives on the pressure of going out and performing in front of a big crowd, which drew him to football after his high school soccer coach, Mike Bailey, initially influenced him to become the kicker at his high school
- Finds the mental aspect of kicking to be the most underrated attribute. "It's more challenging than it looks because of the dramatic highs and lows, so it is important to be even keeled."
- Compares his routines of being a kicker to being a pitcher: "It's very important to rest and rebuild, like pitchers do. During the season, it's also important to go out there and kick as much as possible."
- Serves as an instructor at the Midwest Kicking Camp, run by San Diego kicker Nate Kaeding. He attended the camp when he was younger and said he benefitted from it greatly. More information about the camp can be found at www.midwestkicking.com
- Uses tips from his favorite book, 10 Minute Toughness By Dr. Jason Selk, to prepare for practice and games. The book details routines for pressure situations that could be applicable to kicking and football

PERSONAL

- Earned first team All-Nebraska honors as a punter at Burke High School. Also earned first-team all-state honors as a junior, averaging 41.7 yards per punt
- Excelled on the soccer field, playing forward and leading Burke to a 14-3 overall record and a state playoff appearance as a junior. He was offered a soccer scholarship to play collegiately at Creighton University.
- Attained his degree in Construction Management and was recognized with second-team Academic All-Big Twelve Conference honors in 2010
- Says if he wasn't playing football, he would probably be doing something with his degree. "I've always been interested in the process of building things and how it gets from the planning stage to the finished product."
- Named to Nebraska's 2010 Brook Berringer Citizenship Team for his community outreach work, and was an Allstate AFCA Good Works Team nominee [for volunteerism]. He has volunteered his time with hospital visits, both in his hometown of Omaha and in Philadelphia, including the Omaha Heart Walk, School is Cool and other elementary school events. In the future, he hopes to establish his own foundation
- Son of Guy and Mary Henery. His father is now retired after working in the computer business in Omaha and mother works in the medical field at Creighton
- Held only one job prior to being a professional football player, and that was being a pool boy at the golf course next to his house. It was there that he met his wife, Johna, who was responsible for setting up catered events at the country club
- Has two siblings. His older brother, Eric, worked in environmental engineering in Philadelphia prior to Alex being drafted here. "He was excited and helped me find a place to live. I got a ton of phone calls on draft night, and he was one of them." His younger sister, Andrea, is working on her bachelor's degree in Industrial Engineering at Nebraska
- Owns a pet dog named Louie
- Favorite sports moment growing up:** "We were down 0-2 in a regional championship soccer game when I was 15. I scored three goals in 10 minutes to put us up 3-2, the eventual final score."

2013 HIGHLIGHTS

- Went 3-3 on field goal attempts at Min. (12/15), including a career-long-tying 51-yarder
- Connected on a career-high five field goals on five attempts at NYG (10/6), tying for the second-highest total in team history. Also had a career-high 18 points

THREE-STEP DROP

First Job: Pool boy at the country club next to his house

Hobbies: Boating, golf

If he could play in any golf foursome:

Tiger, Keegan Bradley, Matt Kuchar

Favorite Meal: Wife's meatloaf

Place to visit: Riviera Maya, Mexico

Teams/athletes growing up: Argentina national soccer club/Gabriel Batistuta

Current athlete to watch: Lionel Messi

TV Show: Sportscenter

Musician: Keith Urban

Movie: Patch Adams

Philadelphia restaurant: Davio's

Cheesesteak spot: Jim's

6 Alex Henery



2013 GAME-BY-GAME STATISTICS

Date	Opp.	G	FG-FGA	Pct	Lg	Blk	XP-XPA	Pct	Blk	Pts	Kick By Kick
Sep 9	at Was	1	1-1	100	48	0	4-4	100	0	7	48
Sep 15	SD	1	3-4	75.0	48	0	3-3	100	0	12	25, 46N, 48, 32
Sep 19	KC	1	1-2	50.0	29	0	1-1	100	0	4	29, 48N
Sep 29	at Den	1	2-3	66.7	36	0	2-2	100	0	8	35, 25, 46N
Oct 6	at NYG	1	5-5	100	41	0	3-3	100	0	18	40, 27, 29, 36, 41
Oct 13	at TB	1	1-1	100	24	0	4-4	100	0	7	24
Oct 20	Dal	1	1-2	50.0	31	0	0-0	0	0	3	60N, 31
Oct 27	NYG	1	0-0	0	0	0	1-1	100	0	1	
Nov 3	at Oak	1	0-0	0	0	0	7-7	100	0	7	
Nov 10	at GB	1	2-3	66.7	41	0	3-3	100	0	9	39N, 25, 41
Nov 17	Was	1	1-1	100	24	0	3-3	100	0	6	24
Dec 1	Ari	1	1-1	100	32	0	3-3	100	0	6	34
Dec 8	Det	1	0-0	0	0	0	0-0	0	0	0	
Dec 15	at Min	1	3-3	100	51	0	1-1	100	0	10	35, 51, 33
Dec 22	Chi	1	1-1	100	49	0	7-7	100	0	10	49
Dec 29	at Dal	1	1-1	100	47	0	3-3	100	0	6	47
Totals		16	23-28	82.1	51	0	45-45	100	0	114	
PLAYOFFS											
Jan 4	NO	1	1-2	50.0	31	0	3-3	100	0	6	48N, 31

SPECIAL TEAMS TACKLES

2011 (3), 2012 (4), 2013 (1) ... **TOTALS (8)**

HENERY'S CAREER STATISTICS

Year	Team	GP	FG-FGA	Pct	Lg	Blk	XP-XPA	Pct	Blk	Pts	KO	TB
2011	Phil.	16	24-27	88.9	51	0	46-46	100	0	118	85	32
2012	Phil.	16	27-31	87.1	49	0	25-26	96.2	0	106	67	26
2013	Phil.	16	23-28	82.1	51	0	45-45	100	0	114	88	37
TOTALS		48	74-86	86.0	51	0	116-117	99.1	0	338	241	95
PLAYOFFS												
2013	Phil.	1	1-2	50.0	31	0	3-3	100	0	6	5	1

HENERY'S CAREER FIELD GOAL BREAKDOWN

Year	Team	1-19	Pct	20-29	Pct	30-39	Pct	40-49	Pct	50+	Pct
2011	Phil.	0-0	0.0	10-10	100	9-11	81.8	4-4	100	1-2	50.0
2012	Phil.	0-0	0.0	8-9	88.9	8-9	88.9	11-12	91.7	0-1	0.0
2013	Phil.	0-0	0.0	8-8	100	7-8	87.5	7-10	70.0	1-2	50.0
TOTALS		0-0	0.0	26-27	96.3	24-28	85.7	22-26	84.6	2-5	40.0
PLAYOFFS											
2013	Phil.	0-0	0.0	0-0	0.0	1-1	100	0-1	0.0	0-0	0.0

CAREER HIGHS

FGs	5 (10/6/13 at NYG)	Lg. att.	63 (9/18/11 at Atl.)
FG atts.	5 (2x-10/6/13 at NYG)	PATs	7 (2x-12/22/13 vs. Chi.)
Long	51 (2x-2/15/13 at Min.)	Points	18 (10/6/13 at NYG)

HENERY'S CAREER FIELD GOAL SPLITS (REGULAR SEASON)

	FG/FGA	Pct.	Lg
vs. NFC East	32/34	94.1	51
vs. NFC	59/67	88.1	51
vs. AFC	15/19	78.9	42
at Lincoln Financial Field	40/45	88.9	49
on the road	34/41	82.9	51
on turf	19/21	90.5	51
on grass	55/65	84.6	49
indoors	12/13	92.3	51
outdoors	62/73	84.9	49
in September	20/25	80.0	48
in October	19/22	86.4	49
in November	16/17	94.1	47
in December	17/20	85.0	51
in January	2/2	100.0	35
when tied	11/11	100.0	48

79 Todd Herremans

Guard/Tackle

6-6, 321

Saginaw Valley State

10th year

Born 10/13/82 in Grand Rapids, MI

Ravenna HS, Ravenna, MI

Acquired - D4b-05 (126th overall)



A mainstay on the Eagles offensive line since 2005, Todd Herremans (HARE-uh-mens) provides leadership and a reliable veteran presence whether he is lining up at guard or tackle. When you are drafted from Saginaw Valley State in the 5th round as Herremans was in 2005, expectations are probably not equal to over 100 career starts at multiple positions with one team in the NFL. He has clearly surpassed them. Herremans battled back from a season-ending foot/ankle injury in 2012, a few months after signing a three-year contract extension that is slated to keep him in an Eagles uniform through 2016. Along with his play, Herremans has solidified himself into the fabric of Philadelphia with many humanitarian efforts through his foundation.

CAREER HIGHLIGHTS

- His 116 career starts and 119 career games played rank 6th and 11th, respectively, in Eagles history for offensive lineman
- A two-time member of *USA Today's* All-Joe team (2008, 2011), which honors NFL players whose work doesn't necessarily garner headlines, but is integral to the success of their football team
- Caught his second career TD on a two-yard pass from Michael Vick at Dal. (12/12/10). His two career TD receptions are the most ever for an Eagles offensive lineman
- Scored the first TD of his career on a one-yard pass from Donovan McNabb at Sea. (11/2/08). Became just the 2nd offensive lineman in team history to catch a TD pass and the first since Bob Gonya did so on 10/7/34 vs. Pit.

2013 HIGHLIGHTS

- Was part of an offensive line that helped block for the NFL's leading rusher LeSean McCoy, who finished with a franchise-best 1,607 yards
- Helped the Eagles set a team record with 442 points scored and 6,676 total net yards

FOCUS ON THE RUN

According to Pro Football Focus, Herremans is graded as the second-best run blocking guard in the NFL, trailing only teammate Evan Mathis.

Player	Grade
E.Mathis, PHI	40.2
T.Herremans, PHI	19.7
B.Brooks HOU	15.0



IN THE TRENCHES

- **His definition of an O-lineman:** "Ultimate team player. They never touch the ball or score points or get highlights on SportsCenter. But no one else is unless we do our job."
- **Favorite O-lineman:** Evan Mathis. "He isn't super gifted, but he is relentless on the field. I really enjoy watching him."

BIRDSEED

- Growing up in the small town of Ravenna (pronounced ruh-VENN-uh), located in the western part of Michigan, didn't aid in getting Todd recruited to play football at a Division I-A school. In a town that had one blinking street light, one gas station and one privately owned grocery store, the football program was very small. In fact, his senior year team consisted of just 19 players. Although he played tight end, offensive tackle, and defensive tackle, his talented but underexposed career went unnoticed by the big schools. That's why he decided on Saginaw Valley State, a small teaching school at the Division II level, which offered him a scholarship that covered half of his tuition
- Aspires to become an actor one day and enjoys going to live theatre. Was a member of the drama club in high school and played the lead role in the play *Tom Jones* during his junior year
- Took up chess as a hobby in college and became addicted. Has regularly been involved in Eagles Youth Partnership's annual chess tournament. "When I was in college, one of my buddy's parents brought us a chess set and three or four of us ended up sitting around playing chess all the time. I got into the strategy of the game and liked how you always had to think three or four steps ahead all the time."
- Has a strong interest in drawing and other forms of art. Has worked over the years with various different mediums including chalk, graphite, and water colors

THREE-STEP DROP

Nickname: Toddfather

First job: Maintenance man at Swanson Pickle Factory, bailing hay

Career if not in football: Architecture

Hobbies: Fishing, golfing, water sports

Talent you'd most like to have: Musical instrument

Trade places for a day: Richard Branson

Actor who would play him: Jon Hamm

Favorite sports moment: Getting drafted by the Eagles

Teams/athletes growing up: Chicago Bulls, Michael Jordan, Emmitt Smith

Song: "Simple Man" - Lynyrd Skynyrd

Meal: Mom's chicken pot pie

Book: *Mind Techniques and Methods of the Modern Day Ninja*

Movies: *Big Lebowski*, *Boondock Saints*, *Anchorman*, *Hot Rod*

App: StumbleUpon, Idcapthat



HERREMANSFOUNDATION.ORG

"I believe it's our responsibility to not only go out and play our best on the field, but to help those around us that aren't as fortunate." Starting a foundation builds upon his history of supporting a wide range of charitable efforts and reflects his desire to be able to help different organizations based on need and circumstances





PERSONAL

- Resides in Philadelphia and is engaged to Elizabeth
- His parents, Paul and Marilee, are both teachers. Paul is an 8th-grade math teacher and the JV football coach (he coached Todd) and baseball coach at Ravenna HS. Marilee is a 4th-grade teacher who specializes in Michigan history. Todd had no choice but to have good grades growing up and was an honors student in high school, graduating with a 3.7 GPA. Math was his strength, having taken Calculus 3 as a junior at a local college. At Saginaw Valley State he was not required to take math courses due to those levels reached in high school
- Started the Herremans Scholar Athlete Scholarship, given to three-sport athletes who maintain a 3.0 GPA. He has also pledged money and equipment to both the Saginaw Valley State Football program (most of his donations were used to build a new weight room facility) and the Ravenna High School athletics program. In addition to local community work, he continues to fund and be an advocate of cancer, Alzheimer's, and Autism research as well as anti-bullying. Has a special place in his heart for events that benefit cancer research. Both of his grandparents, Al and Eleanor, died from the disease
- Has two older brothers, John and Scott
- Earned all-state honors in football at Ravenna (MI) HS. Also lettered in basketball, baseball and track and served as senior class vice president
- Majored in exercise science, earning school and conference academic honors. Carried a 3.2 GPA and was the recipient of a University Scholarship based on his grades

2011 HIGHLIGHTS

- Collected *USA Today* 2011 All-Joe Team honors, which recognizes the NFL players whose work doesn't necessarily garner headlines, but is integral to the success of their football team
- Was part of an offensive line that received the Madden Protector Award at NYG (11/27) and vs. Dal. (10/30). This award is given each week of the regular season to the NFL's top offensive line and recognizes the fundamental role linemen play
- Was named to *Pro Football Weekly's* Mid-Season All-Pro team
- Shifted to start at LT for an injured Jason Peters at Was. (10/16)

2010 HIGHLIGHTS

- Scored the second TD of his career, first of the season, on a pass from QB Michael Vick at Dal. (12/12)

2008 HIGHLIGHTS

- Named to *USA Today* All-Joe Team, which honors the NFL players whose work doesn't necessarily garner headlines, but is integral to the success of their football team
- Scored the first TD of his career on a one-yard pass from Donovan McNabb at Sea. (11/2). Became just the 2nd offensive lineman in team history to catch a TD pass and the first since Bob Gonya did so on 10/7/34 vs. Pit.

2007 HIGHLIGHTS

- Was part of an o-line that paved the way for the NFL's yards-from-scrimmage leader in Brian Westbrook (2,104 yards) and a rushing attack that ranked 2nd in the NFL in yards/carry (4.7)

2006 HIGHLIGHTS

- Successfully transitioned from tackle to starting LG, and was part of a line that allowed just 28 sacks, the team's lowest total since 1981 (22). It was the 6th-lowest sack total allowed in team history since records began being kept of the stat in 1963. The starting line was one of two units in the NFL to start all 16 regular season games (and two playoff games) and together paved the way for the highest net yardage total (6,103) in team history
- Started his first game at LG at Hou. (9/10/06)

2005 HIGHLIGHTS

- After being inactive for the first 10 games of 2005, started the next four games at LT, after Tra Thomas was placed on IR on 11/25
- Started his first NFL game in place of Thomas vs. GB (11/20/05)

INJURY HISTORY

- Placed on season-ending injured reserve after suffering a foot injury during the first quarter at NO (11/5/12)
- Underwent successful surgery on 8/28/09 to repair a stress fracture in his left foot and missed the first five games of the season
- Suffered a left ankle injury in the 2nd qtr. at StL (12/18/05) and was placed on Injured Reserve on 12/20/05

CAREER SERVICE

YEAR	TEAM	GP/GS	Playoffs
2005	Phil.	4/4	<u>YEAR</u> <u>TEAM</u> <u>GP/GS</u>
2006	Phil.	16/16	2006 Phil. 2/2
2007	Phil.	16/15	2008 Phil. 3/3
2008	Phil.	16/15	2009 Phil. 1/1
2009	Phil.	11/11	2010 Phil. 1/1
2010	Phil.	16/15	2013 Phil. 1/1
2011	Phil.	16/16	Totals 8/8
2012	Phil.	8/8	
2013	Phil.	16/16	
Totals		119/116	
First NFL game and start: vs. GB (11/27/05)			Starts by position: 2005: 4 at LT, 2006: 16 at LG (2 at LG in playoffs), 2007: 15 at LG, 2008: 15 at LG (3 at LG in playoffs), 2009: 10 at LG, 1 at LT (1 at LG in playoffs), 2010: 15 at LG (1 at LG in playoffs), 2011: 15 at RT, 1 at LT, 2012: 8 at RT, 2013: 16 at RG (1 at RG in playoffs)

ADDITIONAL CAREER STATISTICS

TOUCHDOWNS: 2008 (1 at Sea. 11/2/08), 2010 (1 at Dal. 12/12/10)
RECEIVING: 2-3-2lg-2TD – 2008, 2010

11 Josh Huff

Wide Receiver

5-11, 206



Oregon

Rookie

Born 10/14/91 in Houston, TX

Aldine Nimitz HS, Houston, TX

Acquired - D3-14 (86th overall)



One of the most productive receivers in the history of Oregon football, Josh Huff was a third round draft pick of the Eagles in 2014. Huff established schools records in 2013 with 1,140 receiving yards, 12 touchdown grabs and six 100-yard games. The Houston, TX, native, finished his career Oregon ranked first in TD catches (24, tied with 3 others), 7th in receiving yards (2,366) and 8th in receptions (144).

BIRDSEED

- Began playing football at the age of 9, but his roots to the game were much deeper as he always carried a football around when he was 3 years old and even took it to bed. Recalled Huff, "My dad would try to take it away, but I would always cry."
- One of his favorite memories growing up was when he was 11 years old and he would partake in pick up, 11-on-11 games in the neighborhood with guys 18 to 20 years old. Said Huff, "I used to get hit pretty hard, but I loved playing. But the one moment I will never forget is returning a kickoff and running down the sideline. A big guy had the perfect angle to get me down but I dodged the tackle by running in between his legs and scored."
- Names his father, Donald Simpson, as the most influential person in his life. Huff admires how humble and hard working Simpson is in his job as a crane operator, working up to 15 hours per day. "He takes so much pride in that job."

COLLEGE HIGHLIGHTS

- Racked up 144 receptions and 2,366 receiving yards in his four-year career and finished his tenure with 24 receiving touchdowns, tying Jeff Maehl for the Oregon record
- Also rushed for 242 yards and two touchdowns on 18 carries and returned 43 kickoffs for 988 yards
- Earned All-Pac-12 honorable mention honors as a senior in 2013, setting school records with 1,140 yards and 12 touchdowns on 62 receptions

- Garnered all-conference honorable mention accolades as a junior in 2012, finishing the season with 32 receptions for 493 yards and seven touchdowns
- Finished third on the team with 31 receptions for 430 yards and two touchdowns, while gaining 174 yards on eight kickoff returns as a sophomore in 2011
- Was the lone true freshman on offense to play in all 13 games in 2010, posting 303 yards with three touchdowns on 19 receptions, while also rushing 12 times for 214 yards and two touchdowns

PERSONAL

- Proud owner of a Pit Bull Terrier named Ziggy
- Played quarterback, wide receiver, running back and cornerback at Nimitz High School, where he accounted for nearly 2,000 yards of total offense as a senior after rushing for 1,147 yards and 11 touchdowns and throwing for 856 more yards
- Also competed in basketball and track, logging a 10.86 100-meter time on his way to a second place finish at the 19-5A district meet as a junior
- Graduated with a degree in sociology
- Huff on twitter: [@Huff_Era_1](#)

THREE-STEP DROP



Hobbies: Bowling, Go Karts, Cooking

Guilty Pleasure: Strawberry Cheesecake with Oreo Crust

Favorite teams growing up: Astros, Texans, Rockets. In fact has a tattoo of each of those team's logos

Bucket List: Travel to Africa, Sky Dive

Most memorable concert: Drake in Portland

Talent he'd most like to have: Beat Usain Bolt in a race

Favorite movie: *Sandlot*, *Friday*, *American Gangster*

Quote he lives by: "You can never be satisfied"

First job: Cook at Sonic for \$6.25/hour

Collects: Sneakers

82 Emil Igwenagu

Tight End

6-2, 245



Massachusetts

2nd year

Born 3/27/89 in Raleigh, NC

Holy Name HS, Boylston, MA

Acquired - RFA 2012



Boasting rare collegiate experience at three offensive and one defensive position, Emil Igwenagu (pronounced eh-MEAL ig-wen-AH-goo) re-signed to the Eagles practice squad prior to Week 7 in 2013 after spending the previous six weeks on the team's active roster. In 2012, Igwenagu was promoted to the Eagles 53-man roster late in his rookie campaign after spending Weeks 1-14 on the team's practice squad. A rookie free agent signing out of UMass, the former Minuteman was a two-year team captain and a first team All-Colonial Athletic Association tight end/halfback his senior year.

BIRDSEED

- Became the first player from UMass to ever play for the Eagles

2012 HIGHLIGHTS

- Made his first-career NFL start vs. Was. (12/23)
- Played in his first-career NFL game vs. Cin. (12/13)

PERSONAL

- Claims that versatility is an underrated attribute needed at his position. Says Igwenagu, "As a tight end, you can't just focus on one skill position. You need to be well-versed in everything from the o-line blocking schemes to the receiver routes. Sometimes your role is to line up and make a great block for the running back and then on the next play, you're being called upon as an option in the passing game."
- Would like to travel more, especially to Africa and Europe. Favorite place to visit is New York City
- Enjoys living in Philadelphia because of how convenient it is to other places. "It's great because everything is in driving distance. Just over the bridge is New Jersey and Atlantic City and a little further from there is New York."
- Led Holy Name Catholic High School to two Division II Super Bowl championships and was named the MVP in both games. Favorite moment in sports growing up was winning those two high school championships
- Totaled 470 carries for 5,037 yards, 54 touchdowns, 372 total points, 290 tackles and 12 interceptions during his high school career
- Rushed for 1,918 yards on 138 carries and 23 touchdowns as a senior

IGWENAGU'S CAREER STATISTICS

Year	Team	GP/GS	No	Yds	Avg	Lg	TD
2012	Phil.	3/1	0	0	0.0	0	0
2013	Phil.	0/0	0	0	0.0	0	0
TOTALS		3/1	0	0	0.0	0	0

SPECIAL TEAMS TACKLES: 2012 (2)

- Son of Emil Igwenagu, Sr. and Josephine Chukuzmeca. Father, Emil, is a contractor for The United States Postal Service and mother, Josephine, is a nurse
- Has three brothers, Bryan, Brent and Joshua Igwenagu
- Claims that his family has been the biggest influence on his life and football career
- Given name is Uchechukwu Emil Igwenagu
- Has a five-year-old pit-bull named Zeus
- Earned his degree in kinesiology

COLLEGE HIGHLIGHTS

- Proved his versatility by playing at four different positions during his collegiate career at UMass: tight end, fullback, running back and linebacker
- Posted 75 receptions for 821 yards and four TDs in his career
- Named first team All-Colonial Athletic Association as a tight end/halfback his senior season after reeling in a career-high 38 catches for 375 yards and three touchdowns while serving as co-captain for the second straight season
- Served as a team captain and caught 12 passes for 142 yards after receiving preseason accolades from multiple outlets in his junior campaign
- In 2009, tallied 24 receptions for 288 yards and one touchdown, averaging 12.0 yards per catch

THREE-STEP DROP

Greatest love besides football: Movies, family and religion

Talent he'd most like to have: Singing

Dinner guest: Pope

Actor who would play him in a movie: Will Smith

First job: Working for the district attorney's office

Favorite meal: Mom's rice and stew

Movie: *Gladiator*

Musical artists: J. Cole and Drake

Concert: Jay-Z and Kanye West at TD Banknorth Garden

Website: YouTube

Quote: Psalm 144: 1-2

Teams/athletes growing up: Patriots, Celtics, Antoine Walker

Athlete to watch now: LeBron James

2013 GAME-BY-GAME

Date	Opp.	W/L	P/S	No	Yds	Avg	Lg	TD
Sep 9	at Was	W	0/0	INACTIVE				
Sep 15	SD	L	0/0	INACTIVE				
Sep 19	KC	L	0/0	INACTIVE				
Sep 29	at Den	L	0/0	INACTIVE				
Oct 6	at NYG	W	0/0	INACTIVE				
Oct 13	at TB	W	0/0	INACTIVE				
Signed to the Eagles practice squad on 10/16/13								
Totals			0/0	0	0	0.0	0	0

2012 GAME-BY-GAME

Date	Opp.	W/L	P/S	No	Yds	Avg	Lg	TD
Signed to the Eagles 53-man roster on 12/12/12								
Dec 13	Cin	L	1/0	0	0	0.0	0	0
Dec 23	Was	L	1/1	0	0	0.0	0	0
Dec 30	at NYG	L	1/0	0	0	0.0	0	0
Totals			3/1	0	0	0.0	0	0

27 Malcolm Jenkins

Safety

6-0, 204



Ohio State

6th year

Born 12/20/87 in East Orange, NJ

Piscataway HS, Piscataway, NJ

Acquired - FA (NO) 2014



A two-time defensive team captain for the New Orleans Saints, Malcolm Jenkins signed a three-year contract with the Eagles on the first day of free agency in 2014. Originally a first-round draft pick (14th overall) of the Saints in 2009 out of Ohio State, Jenkins has totaled career numbers of 394 tackles, seven sacks, six interceptions (two for TDs), four forced fumbles and three fumble recoveries. In 2013, the safety played in 14 games and set career highs in sacks (2.5) and forced fumbles (2). The six-year veteran launched the Malcolm Jenkins Foundation in 2010 in an effort to enhance the lives of children in underserved communities.

BIRDSEED

- As an active member in the New Orleans community, Jenkins was recognized in 2013 as the John Wooten Professional Leadership Award recipient for devoting his time and serving as a leader on and off the field
- In 2012, was presented with the Jesse Owens Influential Athlete Award by the Ohio State Alumni Association. This award acknowledges "an African-American alumnus and former student-athlete who exemplifies great character and talent, demonstrates exceptional professional success and continues to reflect the highest qualities of a consummate athlete and humanitarian"
- Through the Malcolm Jenkins Foundation, he has worked to teach kids not only educational tools, but life skills. "When you see a kid take what you've taught them and apply it in their own lives and hear reports from their peers or their teachers or parents on how their experience in one of our programs has impacted them, that's the most rewarding part. That's happened on multiple occasions. That's the reason why we do it"
- Was high school teammates with 49ers tackle Anthony Davis and Jets cornerback Kyle Wilson, all of whom went on to be first round draft choices
- After reading the book *The Zombie Survival Guide* by Max Brooks, Jenkins began collecting an array of different survival tools as what he describes "a half-hearted attempt at doomsday prepping"

CAREER HIGHLIGHTS

- Was voted on by his teammates as a two-time defensive team captain in 2013 and 2012
- In a win at Oak. (10/18/12), recorded an interception off Raiders QB Carson Palmer and returned it for a 55-yard score
- Was named to the 2011 USA Football All-Fundamentals Team and earned the Saints Man of the Year award after collaring a career-high 97 tackles while adding a sack, a forced fumble and a fumble recovery

- In 2010, was named an *Associated Press* second-team All-Pro and a *USA Today* All-Joe member after starting in 15 regular season games (12 at FS, 3 at CB) and posting 82 tackles, two interceptions (tied for the team lead) with one returned for a touchdown, one sack, a team-best 11 passes defended, one forced fumble and two fumble recoveries

- Became the first Saints defender since 2001 to earn NFC Defensive Player of the Week honors when he did so in weeks 12 and 14 during the 2010 season
- Picked off Rams QB Sam Bradford twice in Saints territory, one of which he returned for a career-long 96-yard touchdown in a win vs. StL (12/12/10)

THREE-STEP DROP

Greatest love besides football: His wife Morrisa and daughter Elle

Trade places for one day with: The Great Gatsby

Actor that would play him in a movie: Denzel Washington. "A young *Mo' Better Blues* Denzel"

First job: Working in the township parks department in high school

Bucket list: To own a bunch of land

Favorite food: Calamari

Favorite movie: *School Daze*

Favorite TV show: *The Walking Dead*

Favorite athlete to watch right now: Earl Thomas

Favorite teams/athletes growing up: Denver Broncos/Ray Lewis

STYLIN' IN THE SECONDARY


In addition to having his own foundation, Jenkins has fully immersed himself in another creative endeavor: The world of fashion and, more specifically, the bow tie. Based on a suggestion from his wife Morrisa, Jenkins launched his own company, Rock Avenue Bow Ties, which specializes in the design and creation of neck wear and pocket squares. Opened in 2013, Rock Avenue encourages self expression in its customers and offers several varieties of colors and styles. For more information on Rock Avenue, please visit rockavenue-bowties.com.



THE MALCOLM JENKINS FOUNDATION

Launched in 2010, the Malcolm Jenkins Foundation aims to provide resources, experiences and opportunities for the underserved youth. The organization's goal is to inspire and create positive change in the lives of children while helping them succeed in life and to become contributing members in our communities. For more info., please visit www.TheMalcolmJenkinsFoundation.org.





JENKINS' CAREER STATISTICS

			TACKLES					INTERCEPTIONS								
Year	Team	GP/GS	Tot	Solo	Ast	Sacks	Yds	Int	Yds	Lg	TD	KD	FF	FR	Yds	STT
2009	NO	14/6	55	49	6	0.0	0	1	14	14	0	4	0	0	0	9
2010	NO	15/15	64	54	10	1.0	4.0	2	105	96T	1	12	1	2	0	4
2011	NO	15/15	77	63	14	1.0	10.0	0	0	0	0	9	1	1	30	0
2012	NO	13/13	94	65	29	0.0	0.0	1	55	55T	1	7	0	0	0	0
2013	NO	14/14	68	44	24	2.5	12.5	2	35	31	0	6	0	0	0	1
Totals		71/63	358	275	83	4.5	26.5	6	209	96T	2	38	2	3	30	14
PLAYOFFS																
2009	NO	2/0	5	5	0	0.0	0.0	0	0	0	1	0	0	0	0	0
2010	NO	0/0	INJURED RESERVE/HAMSTRING													
2011	NO	2/2	13	12	1	1.0	13.0	0	0	0	0	1	0	0	0	0
2013	NO	2/2	8	4	4	0.0	0.0	0	0	0	0	0	0	0	0	0
Totals		6/4	26	21	5	1.0	13.0	0	0	0	1	1	0	0	0	0

ADDITIONAL CAREER STATISTICS

BLOCKED FIELD GOALS: (1) - 2012 [vs.SF 11/25/12 (David Akers)]

SPECIAL TEAMS FORCED FUMBLES: (2) - 2009 (2)

SPECIAL TEAMS FUMBLE RECOVERIES: (1) - 2009 (1)

2013 GAME-BY-GAME STATISTICS W/ SAINTS

Date	Opp	W/L	P/S	S	A	T	Sac	Hur	Int	Yds	Lg	KD	FF	FR
Sep 8	Atl	W	1/1	4	2	6	0.0	NA	0	0	0	0	1	0
Sep 15	at TB	W	1/1	2	0	2	0.0	NA	1	31	31	1	0	0
Sep 22	Ari	W	1/1	2	1	3	0.0	NA	0	0	0	1	0	0
Sep 30	Mia	W	1/1	3	4	7	0.0	NA	0	0	0	0	0	0
Oct 6	at Chi	W	1/1	3	0	3	1.0	NA	0	0	0	0	1	0
Oct 13	at NE	L	1/1	3	5	8	1.5	NA	0	0	0	1	0	0
Oct 27	Buf	W	1/1	4	1	5	0.0	NA	0	0	0	0	0	0
Nov 3	at NYJ	L	0/0	INACTIVE/ KNEE										
Nov 10	Dal	W	0/0	INACTIVE/KNEE										
Nov 17	SF	W	1/1	1	1	2	0.0	NA	0	0	0	1	0	0
Nov 21	at Atl	W	1/1	3	2	5	0.0	NA	0	0	0	1	0	0
Dec 2	at Sea	L	1/1	7	3	10	0.0	NA	0	0	0	0	0	0
Dec 8	Car	W	1/1	6	3	9	0.0	NA	0	0	0	0	0	0
Dec 15	at StL	L	1/1	4	0	4	0.0	NA	0	0	0	0	0	0
Dec 22	at Car	L	1/1	2	1	3	0.0	NA	1	4	4	1	0	0
Dec 29	TB	W	1/1	0	1	1	0.0	NA	0	0	0	0	0	0
Totals			14/14	44	24	68	2.5	NA	2	35	31	6	2	0
Playoffs														
Jan 4	at Phi	W	1/1	3	0	3	0.0	NA	0	0	0	0	0	0
Jan 11	at Sea	L	1/1	1	4	5	0.0	NA	0	0	0	0	0	0
Totals			2/2	4	4	8	0.0	NA	0	0	0	0	0	0

CAREER HIGHS

Tackles	13	(11/5/12 vs. Phi.)
INTs	2	(12/12/10 vs. StL)
INT Lg	96T	(12/12/10 vs. StL)
Sacks	1.5	(10/13/13 at NE)

MULTI-INTERCEPTION GAMES (1)

INT	Opponent	Quarterback
2	vs. StL (12/12/10) (W)	S. Bradford

13 Damaris Johnson

Wide Receiver

5-8, 175

Tulsa

3rd year

Born 11/22/89 in Norco, LA

Destrehan HS, Destrehan, LA

Acquired - RFA 2012



One of the most explosive players in NCAA history, Damaris (da-MAHR-is) Johnson signed a rookie free agent contract with the Eagles in 2012. Despite only playing three seasons at Tulsa (2008-10), he finished his career as the NCAA's all-time leader in all-purpose yardage (7,796) and kickoff return yardage (3,417). The speedy receiver and return man registered a whopping 150 plays of 20-plus yards along the way for the Golden Hurricanes.



DJ'S RECORD-SETTING RETURN

Johnson's 98-yard punt return for a TD at Dallas on December 2, 2012 set a team record and tied for the 3rd longest in NFL history behind Robert Bailey (103 yards in 1994) and Patrick Peterson (99 in 2011). Vai Sikahema previously held the team record of 87 yards (1992 at NY Giants)

PERSONAL

- He and his fiancée, Chamon, are planning for a July 2014 wedding. They have a son, Skylar
- His mother, Lori, works at a hospital where she cares for elderly patients
- Started playing football as a 7-year-old RB and DB for the Hahnville Tigers

THREE-STEP DROP

Favorite teams growing up: NY Yankees and Indianapolis Colts

Most memorable concert: Lyfe Jennings and Anthony Hamilton at The Pontchartrain Center

Favorite movie: *Double Take*

Favorite TV show: *Cold Case*

Favorite book: *The Outsiders*

Favorite athletes to watch growing up:

Derek Jeter and Peyton Manning

Favorite app: Pandora

First job: At Children's Place for \$40/week

Actor to play him in a movie: Larenz Tate

Talent he'd most like to have: Artistic skills

BIRDSEED

- Became the first Eagle to don jersey number 13 in a regular season game since P Rick Engles did so in 1978. Ironically, Engles also played at Tulsa
- Grew up in the same neighborhood as NFL defensive backs LaRon and Dawan Landry and attended the same high school as Ravens All-Pro safety Ed Reed
- Recruited by TCU, Illinois, Memphis and Louisiana-Lafayette, but settled on Tulsa after being recruited by Gus Malzahn
- Credits his older brother, Joshua, and his older cousin, Mark Young, for helping him develop most as a football player. "We always played sports together growing up. They were both great high school athletes and they showed me the ropes."

2013 GAME-BY-GAME STATISTICS

				RECEIVING				RUSHING				PUNT RETURNS				KICK RETURNS								
Date	Opp	W/L	GP/GS	No	Yds	Avg	Lg	TD	Att	Yds	Avg	Lg	TD	No	FC	Yds	Avg	Lg	TD	No	Yds	Avg	Lg	TD
Sep 9	at Was	W	1/0	0	0	0.0	0	0	0	0	0.0	0	0	0	1	0	0.0	0	0	1	27	27.0	27	0
Sep 15	SD	L	1/0	0	0	0.0	0	0	0	0	0.0	0	0	0	0	0	0.0	0	0	7	186	26.6	33	0
Sep 19	KC	L	1/0	0	0	0.0	0	0	0	0	0.0	0	0	3	1	14	4.7	8	0	3	78	26.0	27	0
Sep 29	at Den	L	1/0	0	0	0.0	0	0	0	0	0.0	0	0	1	1	21	21.0	21	0	1	26	26.0	26	0
Oct 6	at NYG	W	1/0	0	0	0.0	0	0	0	0	0.0	0	0	3	1	24	8.0	18	0	0	0	0.0	0	0
Oct 13	at TB	W	1/0	1	8	8.0	8	0	0	0	0.0	0	0	2	1	15	7.5	8	0	2	45	22.5	23	0
Oct 20	Dal	L	1/0	0	0	0.0	0	0	0	0	0.0	0	0	1	5	5	5.0	5	0	1	23	23.0	23	0
Oct 27	NYG	L	1/0	1	6	6.0	6	0	0	0	0.0	0	0	1	0	16	16.0	16	0	2	56	28.0	28	0
Nov 3	at Oak	W	1/0	0	0	0.0	0	0	0	0	0.0	0	0	0	0	0	0.0	0	0	0	0	0.0	0	0
Nov 10	at GB	W	1/0	0	0	0.0	0	0	0	0	0.0	0	0	0	0	0	0.0	0	0	0	0	0.0	0	0
Nov 17	Was	W	0/0	INACTIVE																				
Dec 1	Ari	W	1/0	0	0	0.0	0	0	0	0	0.0	0	0	0	0	0	0.0	0	0	0	0	0.0	0	0
Dec 8	Det	W	0/0	DNP																				
Dec 15	at Min	L	1/0	0	0	0.0	0	0	0	0	0.0	0	0	0	0	0	0.0	0	0	0	0	0.0	0	0
Dec 22	Chi	W	1/0	0	0	0.0	0	0	0	0	0.0	0	0	1	2	5	5.0	5	0	0	0	0.0	0	0
Dec 29	at Dal	W	0/0	DNP																				
Totals			13/0	2	14	7.0	8	0	0	0	0.0	0	0	12	12	100	8.3	21	0	17	441	25.7	33	0
PLAYOFFS																								
Jan 4	NO	L	0/0	DNP																				
Totals			0/0	0	0	0.0	0	0	0	0	0.0	0	0	0	0	0	0.0	0	0	0	0	0.0	0	0

JOHNSON'S CAREER STATISTICS

			RECEIVING				RUSHING				KICKOFF RETURNS					PUNT RETURNS							
Year	Team	GP/GS	No	Yds	Avg	Lg	TD	Att	Yds	Avg	Lg	TD	No	Yds	Avg	Lg	TD	No	FC	Yds	Avg	Lg	TD
2012	Phil.	14/0	19	256	13.5	32	0	3	12	4.0	7	0	0	0	0	0	0	26	23	291	11.2	98t	1
2013	Phil.	13/0	2	14	7.0	8	0	0	0	0.0	0	0	17	441	25.9	33	0	12	12	100	8.3	21	0
TOTALS		27/0	21	270	12.9	32	0	3	12	4.0	7	0	17	441	25.9	33	0	38	35	391	10.3	98t	1
PLAYOFFS																							
2013	Phil.	0/0	0	0	0.0	0	0	0	0	0.0	0	0	0	0	0.0	0	0	0	0	0	0.0	0	0
TOTALS		0/0	0	0	0.0	0	0	0	0	0.0	0	0	0	0	0.0	0	0	0	0	0	0.0	0	0

FUMBLES: 2012 (2/2), 2013 (1/1)



2013 HIGHLIGHTS

- Made his NFL debut vs. Chi. (12/22) and recorded two tackles

- Was a four-year letterman at Arizona State, appearing in 49 career games with 18 starts
- Recorded 169 tackles, eight interceptions, one sack, 3.5 tackles for loss, one forced fumble and one fumble recovery during his collegiate career
- Earned first-team All-Pac 12 accolades as a senior after leading the team and ranking 11th in the nation with five interceptions and 13 passes defended, while also finishing second on the team with 88 tackles
- Part of a secondary that finished third nationally in pass defense (167.9 ypg) and tenth in passing efficiency defense (105.45), both of which led the Pac-12
- Played in 13 games (three starts) as a junior in 2011, recording two interceptions and a sack
- Appeared in 12 games with two starts as a sophomore in 2010 and earned "Hard Hat" player recognition for his work in the off-season strength and conditioning program
- Collared 11 tackles as a redshirt freshman in 2009
- Redshirted in 2008

Date	Opp	W/L	P/S	S	A	T	Sac	Hur	Int	Yds	Lg	KD	FF	FR
Signed to the Eagles 53-man roster on 12/17/13														
Dec 22	Chi	W	1/0	1	1	2	0.0	0	0	0	0	0	0	0
Dec 29	at Dal	W	1/0	0	0	0	0.0	0	0	0	0	0	0	0
Totals			2/0	1	1	2	0.0	0	0	0	0	0	0	0
Playoffs														
Jan 4	NO	L				INACTIVE								
Totals			0/0	0	0	0	0.0	0	0	0	0	0	0	0

- Graduated from Mesa (Ariz.) High School where he was one of the top all-around athletes in the state
- Earned honorable mention 5A All-State recognition by The Arizona Republic as a junior and as a senior
- As a senior, led Mesa with 16 total touchdowns and was the team's leading rusher and receiver, carrying the ball 92 times for 761 yards (8.3 avg.) with 11 touchdowns and caught 19 passes for 324 yards (17.1 avg.) and two scores. Also led the Jackrabbits with 1,279 all-purpose yards (116.3 per game)
- Totaled 59 tackles with three interceptions at defensive back as a senior
- Also starred on the school's basketball team
- Started playing football during his freshman year of high school. "I started later than a lot of people. My mom thought I was going to get hurt"
- **Pregame ritual:** "Getting lost in the music. I put it on shuffle and my mood varies based on what comes on. I'll either listen to something to calm me down or to amp me up"
- Majored in sociology and African American studies
- Son of Sonya Johnson and has two brothers and one sister

Bucket list: Skydiving

Nickname: Keys

Favorite moment in sports: Playing the University of Arizona in the Territorial Cup while at ASU

Most underrated part about playing safety: "You need to have good instincts and be able to read the offense"

Dinner guest: Kendra Wilkinson or Jennifer Aniston

Favorite players growing up: Michael Vick and Shaun Taylor

Favorite athlete to watch right now: Seattle safeties Kam Chancellor and Earl Thomas

Funniest Eagles: LeSean McCoy, Chris Polk, Cary Williams, Mychal Kendricks

Favorite Philadelphia restaurant: Prime Stache

Twitter: @3hree8ight

THREE-STEP DROP

Bucket list: Skydiving

Nickname: Keys

Favorite moment in sports: Playing the University of Arizona in the Territorial Cup while at ASU

Most underrated part about playing safety: “You need to have good instincts and be able to read the offense”

Dinner guest: Kendra Wilkinson or Jennifer Aniston

Favorite players growing up: Michael Vick and Shaun Taylor

Favorite athlete to watch right now: Seattle safeties Kam Chancellor and Earl Thomas

Funniest Eagles: LeSean McCoy, Chris Polk, Cary Williams, Mychal Kendricks

Favorite Philadelphia restaurant: Prime Stache

Twitter: @3hree8ight

[illegible]

65 Lane Johnson

Tackle
6-6, 317
Oklahoma
2nd year
Born 5/8/90 in Groveton, TX
Groveton HS, Groveton Texas
Acquired - D1-13 (4th overall)



A physically gifted athlete who played collegiately as a quarterback, tight end and defensive lineman before transitioning to the offensive line, Johnson started in all 16 games in his rookie campaign after being selected 4th overall by the Eagles in 2013. At Oklahoma, started 25 contests (13 at left tackle, 12 at right tackle), and garnered 2nd-team All-Big 12 honors as a senior. A native of Groveton, TX, he was an accomplished quarterback in high school.

2013 HIGHLIGHTS

- Made his NFL debut at Was. (9/9) and became the first rookie offensive lineman to start at tackle on opening day for the Eagles since John Welbourn in 1999 and the second rookie offensive lineman to start the season opener in the last three years (C Jason Kelce in 2011)
- Was part of an offensive line that helped block for the NFL's leading rusher LeSean McCoy, who finished with a franchise-best 1,607 yards
- Helped the Eagles set a team record with 442 points scored and 6,676 total net yards

BIRDSEED

- Credits his mother, Ray Ann, for being where he is today. "She was a single mother and she raised me by herself. She didn't have a lot. But she made sure I was happy." Ray Ann has a degree in criminal justice and works at a prison in Riverside, TX, with death row inmates
- His graduation class from Groveton High School consisted of a grand total of 35 students. In fact, Groveton's listed population in 2010 was just 1,057. That school did produce former Oilers/Titans and Falcons RB Rodney Thomas
- Leaned on the advice of his father-in-law, John Goodman, a defensive lineman with the Steelers from 1981-85. "He's been a mentor to me. He's been in my shoes, been there, done that. He's taught me how to best work through adversity and the tough times."
- Kilgore College head coach J.J. Eckert on his progression, "One day we were in a goal line drill and we were short a tight end due to injuries and we have this big monster [Lane] sitting right next to us. We said, 'Could you go play tight end on this play? Just run thru the C-gap and if you see someone, just hit 'em.' Well, he pancaked a linebacker and Division I college coaches were there and his stock went high basically just on one play in a goal line drill."

PERSONAL

- He and his wife, Chelsea, reside in Edmond, OK. They have a son, Jace, two dogs, Teddy and Buddy, and a cockatiel named Sparky
- Played quarterback and safety at Groveton (TX) HS, where he was an all-region an honorable mention all-state selection
- Also lettered in track and field, as he placed fourth in the shot put at the state's track championships, in baseball as a pitcher and first baseman, and in basketball
- Majored in human relations

THREE-STEP DROP

Favorite athlete and team growing up: Brett Favre and Green Bay Packers
Favorite TV Show: *Impractical Jokers*
Favorite Movie: *Forrest Gump*
Favorite App: Face Swap!
Favorite Musicians: George Strait and Joe Diffie
Hobbies: Hunting and fishing
Favorite Meal: Chicken fried steak
First Job: Grave digger for \$8/hour in high school
Guilty Pleasure: Watching *Teen Mom* with my wife
One talent you'd like to have: Magician

LIFE IN THE FAST LANE



Johnson's not-so-normal path to becoming an offensive lineman and a first round pick in the NFL draft had many layers. First off, Johnson did not start playing football until the 7th grade when he lined up as a quarterback for his middle school squad in Coldspring, TX. He earned all-state honors as a QB in high school, while also seeing action at wide receiver as a freshman and at free safety for his final three seasons.

Lane began his college career at Kilgore College where, at 202 pounds, quarterbacked the Rangers in 2008 (pictured above). After transferring to Oklahoma as a tight end in 2009, he redshirted for one year before playing tight end and defensive end in 2010. He finally settled in as a right offensive tackle in 2011 before moving to the left side in 2012 (pictured right).



Said Chip Kelly after the 2013 draft, "I talked to [Oklahoma coach] Bob [Stoops]. Bob actually said they wanted to keep him at defensive end, he was playing defensive end at 280 pounds and doing a great job for them. They had some injuries on the offensive line and they thought about him. His direct quote when he asked the strength coach, 'What would it take to get Lane to tackle?' He said, 'A cheeseburger and a week.'"

CAREER SERVICE

YEAR	TEAM	GP/GS	Playoffs
2013	Phil.	16/16	YEAR TEAM GP/GS
Totals		16/16	2013 Phil. 1/1
First NFL game and start:			Totals 1/1
9/9/13 at Was.			Starts by position: 2013: 16 at RT

8 Donnie Jones

Punter

6-2, 221

LSU

11th year

Born 7/5/80 in Baton Rouge, LA

Baton Rouge Catholic HS, Baton Rouge, LA

Acquired - FA (Hou) 2013



A veteran of 11 NFL seasons, Donnie Jones signed a three-year deal with the Eagles following the 2013 season after proving to be a difference maker on special teams in his first year with the Birds. Jones set franchise records in net punting average (40.4) while downing a career-high 33 kicks inside the 20-yard line in his first year with the team, and became just the fourth punter in league history to garner NFC Special Teams Player of the Week honors in consecutive games in the same season. A two-time All-Pro selection with St. Louis from 2008-09, Jones is one of seven players in NFL history to record a 50.0 gross punting average in a single season, accomplishing that feat in 2008.

2013 HIGHLIGHTS

- Ranked first in Eagles history in single-season net punting average (40.4) and third in gross punting average (44.9)
- Led the NFL with 27 punts downed without a return and finished tied for fourth in the league with a franchise-best 33 punts inside the 20-yard line
- Recorded a 48.8-yard gross average vs. NO (1/4), which ranked as the fourth-highest average in Eagles postseason history
- Pinned the Cowboys deep in their own territory with a 56-yard punt in the waning minutes of Philadelphia's NFC East-clinching win at Dal. (12/29)
- Jones became the first Eagles player in team history to win NFC Special Teams Player of the Week honors in back-to-back games (vs. Was. (11/17) and vs. Ari. (12/1)) and is the first Philadelphia player to earn honors in back-to-back games since Michael Vick in 2010
- Became the fourth punter in NFL history to win NFC Special Teams Player of the Week honors in consecutive games in a single season and the first since 1999 (Bryan Barker) after landing a career-best seven punts inside the 20-yard line vs. Ari. (12/1). With his seven punts inside the 20, Jones set a team record and tied the third-highest total in the NFL since the stat became official in 1976. He averaged 44.3 yards (43.9 net) on eight kicks, including a 69-yard boot

BEST NET PUNTING AVERAGE SINGLE-SEASON EAGLES HISTORY

Player (year)	Punts	Avg.
Donnie Jones (2013)	82	40.4
Sav Rocca (2010)	73	39.0
Sav Rocca (2009)	76	38.3
Sav Rocca (2008)	77	37.9
Dirk Johnson (2004)	72	37.4
*Min. 40 punts		

- Became just the second Philadelphia punter (S. Landeta, 2001) to earn NFC Special Teams Player of the Week honors after he set a team single-game record with a 50.7 net average vs. Was. (11/17). Jones booted a 70-yard punt late in the fourth quarter to pin the Redskins at their own four-yard line to start their final drive of the game. His 70-yard kick was the longest by an Eagle since Randall Cunningham's 80 yarder at Dal. (10/16/94)
- Recorded a 64-yard punt at Oak. (11/3)
- Booted a season-high nine punts for 419 yards (46.6 avg.) and netted 41.8 yards per punt vs. Dal. (10/20)
- Logged a 49.8-yard average on five punts, including three downed inside of the 20-yard line, at TB (10/13)
- Netted 43.2 yards per punt and downed two kicks inside of the 20 at NYG (10/6)
- Downed four punts inside of the 20-yard line and recorded a long boot of 61 yards at Was. (9/9)

CAREER HIGHLIGHTS

- Ranks seventh in NFL history in gross punting average (45.5 yards per punt) and seventh in net punting average (39.2)
- One of only seven players in NFL history to record a 50.0 gross avg. in a season, accomplishing the feat in 2008 with St. Louis
- Garnered second-team All-Pro honors in both 2008 and 2009 while with the Rams
- Selected to the 2008 USA Today All-Joe team, which honors the NFL players whose work doesn't necessarily garner headlines, but is integral to the success of their team

THREE-STEP DROP

Favorite team growing up: LSU Tigers

Actor that would play him in a movie:

Will Ferrell in a comedy and Robert De Niro in a drama

Favorite athletes to watch now: Tiger Woods

First job: Working for \$3.50/hour in the Chicken Shack at Blue Bayou, a water park in Baton Rouge

What he would be doing if not playing football: Working in the financial industry

Would trade places with: A big hedge fund manager or a singer/actor

Favorite movie: *The Shawshank Redemption*

TV show: Shows on HGTV and the Real Housewives series. "I watch that with my wife. New Jersey and the OC are probably our favorites."

Meal: Cajun Creole food, red beans and rice, crawfish etouffee, fried catfish

Artists: Kenny Chesney

Favorite place to visit: San Diego



"The punting, the special teams and the field position have been outstanding. That is a huge part of why we had some success in that game against Arizona because that drive start, with Donnie putting it inside of the 20, is really unbelievable. He's as big of a reason for why we've had some success defensively as anybody."

- Eagles defensive coordinator Bill Davis



CAREER HIGHLIGHTS (Cont.)

- Set Texans' team records with a gross average of 47.2 yards and a net of 40.5 yards during his lone season with Houston in 2012
- Holds Rams' franchise records in punts, gross avg. and net avg.
- Has dropped 259 punts inside of the 20-yard line and has a career-long kick of 80 yards

BIRDSEED

- Enjoys golfing in his spare time and plays four to five times a week during the offseason. If he could have one talent, he would love to be able to play professionally. "I'd like to be a really good golfer and play on the PGA tour," said Jones. "I'm not bad. I have my good days and my bad, but I love it."
- **Favorite part of playing football:** "The relationships," said Jones. "The people you meet, the guys you play with. Football is such a great team sport and it's about everybody coming together and working towards a common goal of winning."

PERSONAL

- **Greatest love besides football:** "Definitely my family," Jones said. "That's something that's very important to me, especially when you have kids. It's so important to be that positive influence for them. I love being able to spend time with them away from football, whether it's going to their games or on vacations with the whole family. It's great to be able to spend quality time with them and help create memories that our kids will have for forever."
- He and his wife, Aubrie, have a son, Weston, a daughter, Addison, and also have one dog, a poodle named Rilie
- Earned All-State and All-District honors as a senior at Catholic High School in Baton Rouge, LA
- Averaged 43.4 yards per punt on a team that reached the Class 5A semifinals
- Also threw the javelin and participated in the high jump in high school
- Son of Don and Amanda Jones and has a sister, Mandy
- Majored in finance
- Resides in Baton Rouge

2013 GAME-BY-GAME STATISTICS

Date	Opp	W/L	No	Yds	Avg	Net	TB	In20	Lg	Blk
Sep 9	at Was	W	6	254	42.3	36.7	1	4	61	0
Sep 15	SD	L	3	134	44.7	43.0	0	1	51	0
Sep 19	KC	L	4	148	37.0	34.0	0	2	41	0
Sep 29	at Den	L	4	191	47.8	30.2	2	0	54	1
Oct 6	at NYG	W	6	287	47.8	43.2	1	2	54	0
Oct 13	at TB	W	5	249	49.8	40.8	0	3	58	0
Oct 20	Dal	L	9	419	46.6	41.8	1	1	58	0
Oct 27	NYG	L	6	266	44.3	42.8	0	2	54	0
Nov 3	at Oak	W	6	259	43.2	43.2	0	2	64	0
Nov 10	at GB	W	2	77	38.5	37.5	0	1	43	0
Nov 17	Was	W	6	304	50.7	50.7	0	4	70	0
Dec 1	Ari	W	8	354	44.3	43.9	0	7	69	0
Dec 8	Det	W	6	249	41.5	29.7	0	0	53	0
Dec 15	at Min	L	4	165	41.3	38.0	0	1	46	0
Dec 22	Chi	W	2	88	44.0	44.0	0	2	47	0
Dec 29	at Dal	W	5	237	47.4	43.8	0	1	56	0
Totals			82	3681	44.9	40.4	5	33	70	1
Playoffs										
Jan 4	NO	L	5	244	48.8	38.6	1	1	55	0
Totals			5	244	48.8	38.6	1	1	55	0

JONES' CAREER STATISTICS

Year	Team	GP	No	Yds	Avg	OpRt	Yds	TB	NtYds	NtAvg	In20	Lg	Blk
2004	Sea.	6	26	988	38.0	11	79	2	869	32.2	6	51	1
2005	Mia.	16	88	3827	43.5	46	227	7	3460	39.3	31	63	0
2006	Mia.	16	85	3640	42.8	49	367	10	3073	35.7	28	64	1
2007	StL.	16	78	3684	47.2	48	437	9	3067	39.3	18	80	0
2008	StL.	16	82	4100	50.0	57	590	7	3370	41.1	20	68	0
2009	StL.	16	90	4212	46.8	41	260	10	3752	41.7	34	63	0
2010	StL.	16	94	4276	45.5	45	435	4	3761	40.0	32	63	0
2011	StL.	16	105	4652	44.3	45	552	9	3920	37.0	29	65	1
2012	Hou.	16	88	4150	47.2	48	483	5	3567	40.5	28	66	0
2013	Phil.	16	82	3681	44.9	28	223	5	3358	40.4	33	70	1
TOTALS		150	818	37210	45.5	418	3653	68	32197	39.2	259	80	4
PLAYOFFS													
2012	Hou.	2	8	308	38.5	4	12	1	276	34.5	3	48	0
2013	Phil.	1	5	244	48.8	3	31	1	193	38.6	1	55	0
TOTALS		3	13	552	42.5	7	43	2	469	36.1	4	55	0

ADDITIONAL CAREER STATS

PASSING: 2008 (1-0-0)
RUSHING: 3 carries for 9 yards; 2011 (1-9), 2006 (1-0), 2005 (1-0)
FUMBLES: 2006 (1)
SPECIAL TEAMS TACKLES: 14 - 2004 (1), 2005 (3), 2006 (1), 2008 (2), 2009 (1), 2010 (1), 2011 (2), 2012 (2), 2013 (1)
KICKOFFS: 4-230 - 2004 (1-54), 2005 (1-55), 2009 (1-63), 2012 (1-58)

CAREER HIGHS

Punts **11** (1/3/10 vs. SF)
Yards **551** (1/3/10 vs. SF)
Long **80** (10/21/07 at Sea.)
In20 **7** (12/1/13 vs. Ari.)
Gross **56.3** (11/22/10 vs. Ari.)
Net **50.8** (11/22/10 vs. Ari.)

34 Henry Josey

Running Back

5-8, 194

Missouri

Rookie

Born 9/25/91 in Angleton, TX

Angleton HS, Angleton, TX

Acquired - Rookie FA (2014)



Henry Josey signed with the Eagles as a rookie free agent following the 2014 NFL Draft. A star running back at the University of Missouri, Josey's resiliency was on display in 2013 when he returned from a season-ending knee injury and finished second in the SEC with 16 rushing touchdowns in addition to 1,166 rushing yards. He is only the second running back in school history to post two 1,000-yard seasons in a career. An all-district selection at both running back and defensive back at Angleton (TX) High School, Josey recorded 1,369 rushing yards and 15 touchdowns as a senior in 2009.

BIRDSEED

- Due to his size and shifty running style, Josey has often drawn comparisons to Eagles running back Darren Sproles. "I've been compared to Darren Sproles with the way I run, and I'm able to catch out of the backfield. It's just exciting to be mentioned in the same boat as guys like him"
- **Underrated attribute needed to be a successful running back:** "Intelligence. Everybody thinks speed is the biggest factor, but you're facing guys that are just as fast as you. Some of these linebackers can run a 4.3. It's just the knowledge of understanding how to play running back and how to outsmart your opponent."

COLLEGE HIGHLIGHTS

- Is one of only two running backs in program history to post two 1,000-yard seasons in a career
- Registered 2,771 rushing yards and 30 touchdowns in three seasons at Missouri
- Was awarded with the 2014 AT&T Cotton Bowl Sanford Trophy which is presented to the game's top offensive player. In a 41-31 victory over Oklahoma State, Josey totaled three touchdowns, which included the game-winning score, on 92 yards rushing
- As a redshirt junior in 2013, finished second in the SEC with 16 rushing touchdowns, while tallying 1,166 rushing yards

- Sat out the entire 2012 season while recovering from a knee injury that was sustained late in 2011

- In 2011, was named a first-team All-Big 12 selection and was also tabbed Missouri's MVP and offensive back of the year after totaling the fifth-best rushing output in team history (1,168 yards). Prior to his season-ending knee injury late in the year, he led the Big 12 in rushing and ranked fifth nationally

- Selected as Missouri's freshman of the year in 2010 after finishing second on the team with 437 rushing yards, while adding five touchdowns on the ground

PERSONAL

- A two-way player at Angleton (TX) High School, earned all-district honors as a running back and defensive back
- Also played basketball and ran track in high school
- Grandparents are Thomas and Eula Josey. Thomas is retired and his grandmother is a customer service manager
- Has a three-year old son named Henry Jr. and a pitbull named Bo
- Majored in arts and sciences

THREE-STEP DROP

What he'd be doing if not playing football: Coaching or being a personal trainer

Actor that would play him in a movie: Kevin Hart

Favorite athlete to watch: Floyd Mayweather

First job: Grocery bagger at Kroger

Bucket list: Skydiving, travel to Bora Bora

Hobbies: Fishing, spending time with his son and his family

Nickname: Hank

Guilty pleasure: Snickers Reese's, Sour Patch Kids

Most played artist on iPod: Drake, R. Kelly, Usher, Marvin Sapp

Attribute that he'd most like to have: Being tall

Favorite meal: Gumbo

Favorite movie: *Bad Boys*

Favorite TV show: *Martin*

ROAD TO RECOVERY

Despite being one of only two running backs in Missouri history to rush for 1,000 yards in two seasons, Josey's path to the NFL did not come without some obstacles along the way. During his sophomore campaign, Josey led the Big 12 and ranked fifth nationally in rushing before he saw his professional aspirations flash before his eyes.

On November 12, 2011, a University of Texas defender grabbed Josey from behind, causing the back to fall backwards on his knee. The result was an injury that Mizzou team trainer Rex Sharp described as "the worst knee injury we had ever seen." Josey tore his ACL, MCL, meniscus and patellar tendon, and faced a strenuous, uphill battle to not only to play football again, but to be able to walk.

658 days, three surgeries and a grueling rehabilitation later, Josey returned to the field, rushing for 113 yards and a touchdown on 13 carries vs. Murray State. He finished his junior season with 16 rushing touchdowns (second in the SEC) and 1,166 yards on the ground.

When asked about his favorite personal moment in sports, Josey replied, "The moment I am in now. I had the game taken away from me and being able to play it again, I'm just blessed."





- Played in 40 games at Oregon, starting 28 games at strong-side outside linebacker
- Finished his career with 108 tackles, 20 stops for loss, four pass deflections, three QB pressures and a forced fumble
- Named All-Pac-12 Conference first-team by the league's coaches and Phil Steele during his senior season
- In 2011, started in all 14 games at outside linebacker, while recording a career-high 50 tackles and ranking second on the team with 6.5 sacks
- Started in all 13 games in 2010 at linebacker, producing 32 tackles, 6.5 tackles for loss, 2.5 sacks and two pass deflections

[illegible]

Center
6-3, 295
Cincinnati
4th year

Born 11/5/87 in Cleveland Heights, OH
Cleveland Heights HS, Cleveland, OH
Acquired - D6a-11 (191st overall)



An incredibly athletic and intelligent lineman, Kelce has emerged as a leader along the Eagles offensive line. After an impressive rookie campaign in which he started all 16 contests, the ultra-personable center from the University of Cincinnati had his sophomore campaign derailed after a serious knee injury in week 2 but returned to form to start in all 16 games in 2013. Following the 2013 season, Kelce was rewarded for his play and signed a seven-year contract that will keep him in Philadelphia through 2020.

2013 HIGHLIGHTS

- Named the team's Ed Block Courage Award recipient in 2013. The award honors those NFL players who exemplify commitment to the principles of sportsmanship and courage and is given by a vote of the team for efforts as well as individual performance
- Garnerned *USA Today's* 2013 All-Joe team honors, which recognizes the NFL players whose work doesn't necessarily garner headlines, but is integral to the success of their team
- Part of an O-line that helped block for the NFL's leading rusher LeSean McCoy, who finished with a franchise-best 1,607 yards
- Helped Eagles set team records with 442 points and 6,676 yards



BIRDSEED

- Serves as a spokesman for Dietz & Watson, a deli foods manufacturer based in Philadelphia. Said Kelce, "It's been a lifelong dream to be affiliated with the official meat provider of a National Football League team." ... Kelce is also a proud supporter of the company's military appreciation efforts
- Grew up playing a variety of different sports including hockey, lacrosse, soccer, and baseball. He eventually focused on football because of his fondness for contact. "Playing all of those sports has helped me be able to adapt to any circumstances that are thrown my way."
- In 2014, Kelce became the first professional athlete to compete in **Wing Bowl**, an annual chicken wing eating contest conducted by the Eagles flagship radio station, 94 WIP. He ate 65 wings in 14 minutes.
- Pundits have compared him to All-Pro Jeff Saturday. Kelce met with Saturday after his rookie season to pick his brain. "One of the things I learned from him is that it's not only a physical battle between you and the defensive linemen, but it's also a mental battle."



IN THE TRENCHES

- Favorite lineman of all time:** Lou Groza
- Most underrated attribute of playing o-line:** Intelligence
- Most memorable block:** "Snow bowl vs. Detroit. The entire offensive line pushed the Lions in the end zone on a QB sneak"
- Best player he's ever lined up against:** Jay Ratliff
- Best/worst part about being 6-3, 295:** "The best part is I can see everything in a crowded place. The worst is that I can never find clothes that fit."

THREE-STEP DROP

Pregame ritual: Listen to Christmas music and comb my beard
Favorite Movie: *The Big Lebowski*, *The Last Gladiators*
TV Show: *Legends of the Hidden Temple*
Favorite place to visit: The restroom after eating chili
Favorite Meal: A boar's head and I don't mean the lunchmeat
Musician: Cherub
Website: Motley Crue's wikipedia page
First Job: Working at an ice hockey youth camp at 14 years old
App: Spotify
Favorite activity in Philly: Snorkeling in the Schuylkill River
Best restaurant in Philly: Prime Stache

KELCE'S BUCKET LIST

- Complete the fast food hat trick by eating a burger from Burger King, McDonalds, and Wendy's in the same day
- Drink a beer with The Most Interesting Man in the World
- Win a Super Bowl and take a parade down Broad Street
- Eat a ham and cheese sandwich at all eight wonders of the world
- Drop the gloves against Stu Grimson, the Grim Reaper
- Have a Ben and Jerry's flavor named after me
- Find a buried treasure
- Walk across the Bering Strait



KELCE'S BROTHERLY LOVE



Jason's brother, Travis (shown left on both photos above), was drafted in the 3rd round in 2013 by Kansas City. The two were teammates at the University of Cincinnati in 2008-10.

CAREER SERVICE

YEAR	TEAM	GP/GS	Playoffs	YEAR	TEAM	GP/GS
2011	Phil.	16/16		2013	Phil.	1/1
2012	Phil.	2/2		Totals		1/1
2013	Phil.	16/16				
Totals		34/34				

74 Wade Keliikipi

Defensive Tackle

6-2, 303


Oregon

Rookie

Born 7/21/91 in Waianae, HI

Waianae HS, Waianae, HI

Acquired - Rookie FA (2014)



One of Oregon's top defensive linemen in 2013, Wade Keliikipi (pronounced kay-lee-ee-KEE-pee) signed to the Eagles as an undrafted rookie free agent during the 2014 offseason. The two-time All-Pac-12 honorable mention honoree totaled 97 tackles (11 TFLs), 5.5 sacks, two blocked kicks and a fumble recovery in his four-year career with the Ducks. Keliikipi will be reunited with his former college coaches - Chip Kelly and Jerry Azzinaro - as well as fellow d-line teammate, Taylor Hart, in Philadelphia.

COLLEGE HIGHLIGHTS

- A two-time All-Pac-12 honorable mention honoree, saw action in 50 games and totaled 97 tackles (11 TFLs), 5.5 sacks, two blocked kicks and a fumble recovery
- Named an All-Pac-12 honorable mention selection as a senior in 2013 after playing in all 13 games and adding 34 tackles (five TFLs), two sacks, one fumble recovery and a blocked kick
- As a junior in 2012, posted 20 tackles (four TFLs), two sacks and a blocked kick which led to him being named an All-Pac-12 honorable mention
- Started in 11 of his 14 games played as a sophomore in 2011, compiling 25 tackles (1.5 TFLs) and 1.5 sacks
- Recorded 18 tackles as a redshirt freshman in 2010
- Redshirted in 2009 and was a member of the scout team

BIRDSEED

- One of his favorite hobbies is fishing, specifically spearfishing off the coast of Hawaii. The biggest fish he ever snared was a 47.6-pound Ulua fish

PERSONAL

- A standout at Waianae (HI) High School, was tabbed Hawaii's top defensive tackle prospect by *SuperPrep Magazine* in 2009
- Has a wife, Brendorcha
- Son of West and Gloria Keliikipi
- Has two brothers, West III and Winston, who both played football at the University of Hawaii
- Full name: Wade Kaulana Domonic Keliikipi
- Earned his degree in general social science

THREE-STEP DROP

What he'd be doing if not playing football: Become a fireman

Favorite personal moment in sports: Beating Wisconsin in the Rose Bowl in 2012

First job: Worked as a flower picker for a florist

Most played artist on his iPod: Izrael Kamakawiwaole

Meal: Raw fish

67 Dennis Kelly

Tackle

6-8, 321

Purdue

3rd year

Born 1/16/90 in Chicago Heights, IL

Marian Catholic HS, Chicago Heights, IL

Acquired - D5-11 (153rd overall)



A young and versatile lineman, Dennis Kelly gained valuable experience starting games at both tackle and guard during his rookie campaign. The Eagles selected Kelly in the fifth round of the 2012 NFL Draft. A four-year letterman at Purdue, Kelly was named a team co-captain as a senior and was a two-time offensive MVP.

2012 HIGHLIGHTS

- Started at RT for the first time in his career at Was. (11/18)
- Made his first-career start, filling in for an injured Danny Watkins at RG vs. Atl. (10/28)

BIRDSEED

- Enjoyed working in the community during his time at Purdue. Kelly would volunteer at the Boys & Girls Club spending time with kids, and he would also work the PALs football camp every summer
- Claims that the biggest influence on his life and career is his entire family. "We're a Southside [Chicago] Irish family, so we share a really tight bond and they've inspired me to get to where I am today."
- His brother, Tim, played football at Eastern Illinois and is currently an offensive quality control coach for the Houston Texans

FAN OF THE SQUARED CIRCLE

An avid professional wrestling fan, Kelly does not let the opportunity pass him by whenever a live WWE show is in town. "I've been to a ton of events, including a few pay-per-views," said Kelly. Also stated that he would like to trade places one day with WWE stars The Rock and The Undertaker. "I would really like to see what a wrestler's daily and yearly schedule is like. It seems like it would be a very interesting profession, but at the same time, a very challenging lifestyle." Kelly added that if he could have dinner with one person in the world, it would be The Undertaker.



IN THE TRENCHES

- **Favorite offensive lineman of all-time:** Former Rams tackle Orlando Pace. "He forever changed the way offensive linemen are labeled. Furthermore, if you have a stat grid created for you as an offensive lineman [referencing Pace], it's certainly telling of how you were as a player."
- **Most challenging aspect of the job:** "Putting everything together both mentally and physically. From your decision making, to reading the defense and various blitz packages, to the different schemes - it takes a lot of patience and concentration."
- **Most underrated attribute at tackle:** "The one-on-one aspect of the game. Although you're competing as an offense and as a line to accomplish certain goals, tackle is the only offensive position where you are put out on an island or out in space and have a protection assignment."
- **Worst part of being 6-8, 321:** "You can't hide anywhere and you always stand out in public. It's always tough to go shopping for shoes, shirts and pants as well. Shirts are either too big or not long enough."

PERSONAL

- A three-year starter at tight end at Marian Catholic HS for coach Dave Mattio
- Was an all-area selection and team captain as a senior and earned all-area honorable mention accolades as a junior
- Also played basketball
- **Favorite aspect of Philadelphia:** "It's close to everything. I love how the sports stadiums and facilities are so close to one another. The city is also close to the beach and it's only an hour or so to New York, also."
- **Best part about playing football:** "The family feeling that a football team provides. Even though there is a competitive nature in every aspect of the sport, it's great to bond with your teammates."
- **Pregame rituals:** "I have a playlist that changes every year and I'll listen to that before every game. I also make it a point to read the game program."
- Claims that actor and stand-up comedian Brad Garrett (Robert Barone from Everybody Loves Raymond) would play him in a movie. Said Kelly, "People in college compared me to him because of how deep our voices are." Also said that Jason Momoa (Khal Drogo from HBO's Game of Thrones) would be another actor to play him
- Favorite athletes growing up included Ken Griffey, Jr. and Jevon Kearse. Currently likes to watch Derrick Rose and LeBron James
- Working towards a degree in organizational leadership and supervision
- Son of Michael, a retired engineer, and GERALYN, a retired school principal and special ed teacher
- He and his wife, Jerianna, reside in South Philadelphia
- Went back to school in the 2014 offseason to earn his degree in organizational leadership

THREE-STEP DROP

Nickname: DK

Pets: Two dogs - Harley & Sanford

Hobbies: Watching movies and professional wrestling, video games and golf

Greatest love besides football: Family

First job: Golf caddy

Career if not in football: Sports management

Bucket list: Take a trip to Ireland

Meal: Dad's spaghetti

Book: *To Kill A Mockingbird*

Movie: *Boondock Saints* and *The Dark Knight Trilogy*

TV show: *How I Met Your Mother*

Music: Killswitch Engage, Breaking Benjamin

Website: Facebook

App: Funny joke apps

Place to visit: Chicago

Philly restaurant: Chickie's & Pete's

Funniest Eagle: Jason Kelce

CAREER SERVICE

YEAR	TEAM	GP/GS	Playoffs
2012	Phil.	13/10	YEAR TEAM GP/GS
2013	Phil.	0/0	2013 Phil. 0/0
Totals		13/10	Totals 0/0
First NFL game: 9/23/12 at Ari			
First NFL start: 10/28/12 vs. Atl			
Starts by position: 2012: 3 at RG, 7 at RT			

95 Mychal Kendricks

Linebacker

6-0, 240

California

3rd year

Born 9/28/90 in Fresno, CA

Hoover HS, Fresno, CA

Acquired - D2a-12 (46th overall)



A second round draft choice of the Eagles in 2012, the speedy, play-making Mychal Kendricks was immediately inserted as a starter on the Eagles defense in his rookie campaign and developed as one of unit's top performers in his second year. The Pac-12 Defensive Player of the Year at Cal in 2011 linebacker at Cal, Kendricks appeared in all 51 games during his four-year college career.

2013 HIGHLIGHTS

- Led the NFL with 4 fumble recoveries and finished the year ranked 2nd on the team with a career-high 137 tackles



ELITE COMPANY

Became one of three players in Eagles history to post 4+ sacks and 3+ interceptions in a season, joining William Thomas (1996) and Seth Joyner (1991 and 92). Was one of five NFL players to do so in 2013

- Forced a fumble of RB DeMarco Murray and intercepted QB Kyle Orton at Dal. (12/29). The two turnovers led to 10 points by the Eagles on their ensuing drives. Also tallied 11 tackles
- Posted a career-high two sacks of QB Jay Cutler vs. Chi. (12/22)
- Collared 12 tackles and posted a sack and INT (QB Matt Cassel) in the same game for the first time in his career at Min. (12/15)
- Recovered a crucial fumble of QB Matthew Stafford in the 4th quarter vs. Det. (12/8). The turnover led to an Eagles TD on the ensuing possession to seal the game at 34-20
- Sacked QB Terrelle Pryor and compiled 12 tackles at Oak. (11/3)
- Amassed a career-high 17 tackles vs. NYG (10/27)
- Notched two takeaways at NYG (10/6), as he recovered a fumble of RB Brandon Jacobs and recorded his first career interception (QB Eli Manning). The Eagles scored 10 total points following his turnovers, including a crucial touchdown on the very next play after his interception in the 4th quarter to put the team up 29-21
- Recovered a fumble of RB Ryan Mathews on the Eagles 8-yard line to thwart a Chargers drive vs. SD (9/15)
- Recorded 10 tackles at Was. (9/9) and recovered a fumble of Alfred Morris on the Redskins opening offensive play. The turnover led to an Eagles TD on the ensuing drive



BRILLIANT BACKERS - 2013

Mychal Kendricks and DeMeco Ryans became the first linebacker duo in Eagles history to each post 4+sacks and 2+ INTs in the same season.



BIRDSEED

- Mychal's father, Marvin, was on the Eagles training camp roster in 1972 after playing college football at UCLA, where he led the Bruins in rushing twice in 1970 and 1971. Said Mychal: "He was so happy the day I got drafted here because the Eagles were his team. I remember being so excited, but he may have even been more excited. He followed them all the time when I was growing up. It was a dream come true for the both of us."

PERSONAL

- His three brothers all played or currently play college football: Chad (graduated Sacramento State), Terence (graduated Fresno State) and Eric (sophomore at UCLA)
- **Most underrated attribute of playing linebacker:** "You need to be a little crazy. All good linebackers either have a few screws loose or a few screws wound too tight. It's a high-contact position and you need to not only not be afraid to constantly hit people, you need to love it. Only crazy people can do that."
- A huge fan of former Broncos running back Terrell Davis growing up, Kendricks donned #30 in college in honor of him
- Starred at Hoover HS in Fresno, CA, leading his club with 175 tackles and 4.0 sacks as a senior, while also registering a team-best 742 rushing yards on 103 carries and six touchdowns as well as 1,035 all purpose yards
- Parents are Yvonne Thagon and Marvin Kendricks. Yvonne is a pharmacist technician and Marvin is a retired social worker. Also has a stepmother, Joanne, who is a medical sales rep for Merck

INJURY REPORT

- Rendered inactive vs. Was. (11/17) with a knee injury suffered in the first quarter at GB (11/10)

THREE-STEP DROP

Talent he'd most like to have: Ability to sing

Person he'd trade places with for a day: Oprah

First job: Worked the concession stands for several local semi-pro teams

Collects: Hats and shoes

Nickname: Caveman Kendricks

Meals: Mom's chicken fettucine alfredo and tacos, stepmom Joanne's ribs and dad's fried potatoes

Hobby: Photography

Athletes growing up: Michael Jordan, Terrell Davis, Charles Woodson

A MAN OF MANY TALENTS

While he was always known for his athletic talents on the field growing up, Kendricks' passion off the field is in the fine arts. In fact, Kendricks attended Bullard Talent, a private school that specializes in the fine arts from kindergarten thru 8th grade. While there, Kendricks acted in plays like Robin Hood, Aladdin and the Lion King. He also learned to dance in hip-hop, urban, tap and jazz styles. Said Kendricks: "I really have an appreciation for all kinds of art and going there really instilled that in me at a young age. I would go there during the day and then play sports for other schools. I remember you'd have to win a raffle to get your kids in, so my mom did that for me and I got lucky."



95 Mychal Kendricks



CAREER HIGHS

Tackles	17	(10/27/13 vs. NYG)
INTs	1	(3x - 12/29/13 at Dal.)
Sacks	2.0	(12/22/13 vs. Chi.)

KENDRICKS' CAREER STATISTICS

Year	Team	GP/GS	TACKLES					INTERCEPTIONS					FF	FR	Yds	STT
			Tot	Solo	Asst	Sacks	Yds	Int	Yds	Lg	TD	KD				
2012	Phil.	15/14	88	70	18	1.0	5.0	0	0	0	0	11	0	0	0	0
2013	Phil.	15/15	137	96	41	4.0	24.0	3	25	18	0	1	1	4	0	0
TOTALS		30/29	225	166	59	5.0	29.0	3	25	18	0	12	1	4	0	0
PLAYOFFS																
2013	Phil.	1/1	10	10	0	0.0	0.0	0	0	0	0	0	0	0	0	0

2012 HIGHLIGHTS

- Collared the most tackles for loss (8) ever by an Eagles rookie since the statistic started being kept in 1999
- Ranked third on the team with 88 tackles and ranked third on the team with 11 knockdowns
- Recorded a career-high nine tackles, including two tackles for a loss, at Was. (11/18)
- Notched the first sack of his career, bringing down Cowboys QB Tony Romo in the second quarter vs. Dal. (11/11). Also, collared eight tackles, including two tackles for a loss
- Started his first career NFL game at Cle. (9/9), and deflected a pass that was intercepted by S Kurt Coleman on the team's one-yard line. Also, added five tackles including one tackle for a loss

COLLEGE HIGHLIGHTS

- Played in all 51 games (29 starts) during his four-year career at California, amassing 258 tackles, adding 36.5 tackles for a loss and 13.5 sacks. He also notched seven fumble recoveries, four interceptions, one touchdown return, and a blocked punt
- Earned several All-America selections as a senior in 2011, and was named the Pac-12's Defensive Player of the Year, playing in all 13 games with 11 starts, leading the team in tackles with a career-high 106, while adding two interceptions and three sacks
- Earned second-team All-Pac-10 honors as a junior in 2010, leading Cal and ranking among the conference and national leaders with 8.5 sacks, while his 66 tackles was fourth on the team
- Also captured the Dick Ardal Award on defense for the player best exemplifying Cal spirit and attitude
- As a sophomore in 2009, finished second on team in tackles with 71, adding one sack and one interception that he returned 68 yards for a touchdown vs. UCLA
- Played in all 13 games as a freshman in 2008, recording 15 tackles, one sack, and one blocked punt

INJURY HISTORY

- Rendered inactive vs. Was. (11/17/13) with a knee injury suffered in the first quarter at GB (11/10/13)
- Was rendered inactive in Week 17 at NYG (12/30/12) with a concussion sustained vs. Was. (12/23/12)

2013 GAME-BY-GAME STATISTICS

Date	Opp	W/L	P/S	S	A	I	Sac	Hur	Int	Yds	Lg	KD	FF	FR
Sep 9	at Was	W	1/1	9	1	10	0.0	2	0	0	0	0	0	1
Sep 15	SD	L	1/1	7	1	8	0.0	0	0	0	0	0	0	1
Sep 19	KC	L	1/1	10	2	12	0.0	0	0	0	0	0	0	0
Sep 29	at Den	L	1/1	3	2	5	0.0	0	0	0	0	0	0	0
Oct 6	at NYG	W	1/1	5	0	5	0.0	0	1	18	18	0	0	1
Oct 13	at TB	W	1/1	5	3	8	0.0	1	0	0	0	0	0	0
Oct 20	Dal	L	1/1	4	5	9	0.0	0	0	0	0	0	0	0
Oct 27	NYG	L	1/1	11	6	17	0.0	0	0	0	0	0	0	0
Nov 3	at Oak	W	1/1	8	4	12	1.0	1	0	0	0	0	0	0
Nov 10	at GB	W	1/1	2	0	2	0.0	0	0	0	0	0	0	0
Nov 17	Was	W	0/0	INACTIVE/KNEE										
Dec 1	Ari	W	1/1	10	4	14	0.0	1	0	0	0	1	0	0
Dec 8	Det	W	1/1	4	4	8	0.0	0	0	0	0	0	0	1
Dec 15	at Min	L	1/1	7	5	12	1.0	0	1	2	2	0	0	0
Dec 22	Chi	W	1/1	2	2	4	2.0	1	0	0	0	0	0	0
Dec 29	at Dal	W	1/1	9	2	11	0.0	0	1	5	5	0	1	0
Totals			15/15	96	41	137	4.0	6	3	25	18	1	1	4
Playoffs														
Jan 4	NO	L	1/1	10	0	10	0.0	0	0	0	0	0	0	0
Totals			1/1	10	0	10	0.0	0	0	0	0	0	0	0

2012 GAME-BY-GAME STATISTICS

Date	Opp	W/L	P/S	S	A	I	Sac	Hur	Int	Yds	Lg	KD	FF	FR
Sep 9	at Cle	W	1/1	4	1	5	0.0	0	0	0	0	0	0	0
Sep 16	Bal	W	1/1	5	1	6	0.0	0	0	0	0	3	0	0
Sep 23	at Ari	L	1/1	6	1	7	0.0	0	0	0	0	0	0	0
Sep 30	NYG	W	1/1	1	1	2	0.0	1	0	0	0	0	0	0
Oct 7	at Pit	L	1/1	2	3	5	0.0	0	0	0	0	2	0	0
Oct 14	Det	L	1/1	6	1	7	0.0	0	0	0	0	0	0	0
Oct 28	Atl	L	1/0	2	2	4	0.0	0	0	0	0	1	0	0
Nov 5	at NO	L	1/1	5	0	5	0.0	0	0	0	0	0	0	0
Nov 11	Dal	L	1/1	7	1	8	1.0	0	0	0	0	0	0	0
Nov 18	at Was	L	1/1	7	2	9	0.0	0	0	0	0	0	0	0
Nov 26	Car	L	1/1	4	2	6	0.0	0	0	0	0	1	0	0
Dec 2	at Dal	L	1/1	5	0	5	0.0	0	0	0	0	0	0	0
Dec 9	at TB	W	1/1	5	2	7	0.0	0	0	0	0	3	0	0
Dec 13	Cin	L	1/1	4	1	5	0.0	0	0	0	0	1	0	0
Dec 23	Was	L	1/1	7	0	7	0.0	0	0	0	0	0	0	0
Dec 30	at NYG	L	0/0	INACTIVE/CONCUSSION										
Totals				15/14	70	18	88	1.0	1	0	0	11	0	0

4 G.J. Kinne

Quarterback

6-2, 234

Tulsa

1st year

Born 12/1/88 in Gilmer, TX

Gilmer HS, Gilmer, TX

Acquired - FA (13)



A former standout at the University of Tulsa, G.J. Kinne is in his second season in Philadelphia after spending the latter half of the 2013 season on the practice squad. Kinne spent the 2013 training camp and preseason with the Eagles before being released on the final roster cut down. Kinne was originally signed by the NY Jets as a rookie free agent in 2012. After being released by the Jets in June, Kinne held stints with the Omaha Nighthawks of the UFL and the San Antonio Talons of the Arena Football League. The Mesquite, TX, native was the 2010 Conference USA Offensive Player of the Year

BIRDSEED

- In 2014 offseason, coached a spring select football team of middle schoolers in North Texas that played in the Texas School of Football league. "I love giving back to the kids of Mesquite, TX, and help teach them the fundamentals of football and just general lessons of life."
- Kinne has some familiar faces in Philadelphia with two Tulsa connections - WR Damaris Johnson and offensive quality control coach Press Taylor. Johnson caught a slew of passes from Kinne, who was tutored by Taylor, Tulsa's former QB coach
- Was recruited and offered to play linebacker by Oklahoma. "I really thought about doing it. They were my second offer behind Baylor. I really liked Brent Venables [now the defensive coordinator at Clemson]. But my heart was at quarterback." He eventually signed with Texas as a quarterback before transferring to Tulsa.
- Played for five different offensive coordinators in five years: Greg Davis (now OC at Iowa) in 2007 at Texas, Gus Malzahn (now head coach at Auburn) in 2008 at Tulsa, Herb Hand (now run game coordinator at Penn State), Mike Norvell (now offensive coordinator at Arizona State) in 2009 at Tulsa, Chad Morris (now offensive coordinator at Clemson) in 2010 at Tulsa and Greg Peterson in 2011 at Tulsa
- G.J.'s father, Gary Joe Kinne, attended training camp with the Eagles in 1990 following a standout career at Baylor. G.J. grew up an Eagles fan due to his dad's stint with the team and admired Eagles QB Donovan McNabb
- Favorite personal moment in sports growing up: Traveling to Notre Dame and defeating the Fighting Irish, 28-27, in 2010. Kinne led the Golden Hurricane to a touchdown on their opening drive and completed 18-of-34 passes for 196 yards and one score (a nine-yard pass to Damaris Johnson), while leading the team in rushing with 20 carries for 78 yards
- Believes that the most underrated attribute at the quarterback position is the ability to extend the play and be a playmaker outside of the pocket. Kinne proved to be a threat to score through the air and on the ground. In his three years with the Golden Hurricane, Kinne rushed for 1,359 yards and 15 scores, while leading the team in rushing in both his sophomore and junior campaigns

PERSONAL

- Was a prep All-American quarterback at Gilmer High School where he finished his career ranked third in Texas high school history in passing yards (11,695) and second in touchdown passes (130). He also rushed for 3,327 yards and 48 touchdowns in his four seasons

- A four-year starter at quarterback and also started as a free safety for three years, he accounted for touchdowns in six different ways (pass, rush, receiving, kick return, punt return and interception return) in high school

- As a senior, threw for 3,216 yards and 47 TDs with only one interception, while rushing for 400 yards and 11 touchdowns, garnering Class 3A Offensive Player of the Year honors

- Played his senior season at Gilmer High School and his first three years at Canton (TX) High School and led his teams to an overall 38-9 record
- Also played baseball (outfield and catcher), basketball (forward), and track (400x4, 110 hurdles, and long jump) in high school. He was named all-state in baseball as a sophomore and all-district in basketball as a senior
- Majored in business at Tulsa
- Son of Gary Joe Kinne and Jocelyne Carter and has three brothers, McLane Carter, Landry Kinne and the late Desmond Pollard, and one sister, Kellie. Desmond, who was nationally recruited as a wide receiver, tragically passed away on March 2, 2014. Gary Joe is a high school football coach in Texas.
- Has three dogs: Gus, an American Bulldog, Captain, a Jack Russell Terrier, and Scout, a mixed breed.
- Full name is Gary Joe Kinne

THREE-STEP DROP

First job: Working in an oil field in Oklahoma making \$10/hour

Greatest love besides football: Coaching his two younger brothers

First football team: QB and safety for the Panthers in third grade -- "The Eagles were my second team in 4th grade."

Favorite teams/athletes growing up: Philadelphia Eagles/Brett Favre and Donovan McNabb

Movie: *Wedding Crashers*

TV show: *Nashville*

Musician: Josh Abbott Band

Funniest Eagle: Lane Johnson

Favorite Philly restaurant: Distrito

Favorite App: Instagram (@GJKinne), Bank of America

MIRACULOUS RECOVERY

While Kinne was a junior at Canton High School, his father, former Baylor linebacker and then-Canton football coach Gary Joe Kinne, was shot in the chest by a disgruntled parent of one of the players in the school's football program. G.J. was told by a police officer that his father had passed away, only to find out later that Gary Joe had survived his injuries despite being given a 10 percent chance to live. Five surgeries and three weeks later, Gary Joe was released from the hospital.

"Obviously, that was a very difficult time," said Kinne. "It forced me to grow up really fast. I thought I was mentally tough as a kid, but that really put everything into perspective. Family is the most important thing."

Amazingly, Gary Joe returned to the sidelines later that year and is currently the director of athletics at Sherman (TX) High School.



54 Jake Knott

Linebacker

6-2, 243

Iowa St.

2nd year

Born 10/24/90 in Kansas City, MO

Waukee HS, Waukee, IA

Acquired - Rookie FA (2013)



A college standout at Iowa State, Jake Knott signed with the Eagles as a rookie free agent during the 2013 offseason. A first-team All-Big 12 honoree, Knott collared 347 tackles, eight interceptions and 10 forced fumbles during his four-year career. Despite suffering a shoulder injury that prematurely ended his senior season, he earned first-team All-Big 12 honors and finished the season with 79 tackles, which moved him into sixth place on the Cyclones' all-time tackle leaderboard.

BIRDSEED

- One of the most challenging times in Knott's life took place as a senior at Iowa State. After tearing his labrum against Baylor as a junior, he underwent surgery and rehabbed his way back to full strength until he reaggravated his left shoulder in 2012 at Oklahoma State. Looking at the upcoming schedule, it was doubtful as to whether he was going to play. After much perseverance and a week with his arm in a sling, Knott returned to the field and helped lead the Cyclones to a homecoming victory over Baylor. His 11 tackles and forced fumble in the game awarded him with Big 12 Defensive Player of the Week honors

2013 HIGHLIGHTS

- Made his NFL debut at Was. (9/9) and recovered an onside kick with 1:14 remaining in the fourth to secure a 33-27 Eagles victory

2013 GAME-BY-GAME STATISTICS

Date	Opp	W/L	P/S	S	A	T	Sac	Hur	Int	Yds	Lg	KD	FF	FR
Sep 9	at Was	W	1/0	0	0	0	0.0	0	0	0	0	0	0	0
Sep 15	SD	L	1/0	0	0	0	0.0	0	0	0	0	0	0	0
Sep 19	KC	L	1/0	0	1	1	0.0	0	0	0	0	0	0	0
Sep 29	at Den	L	1/0	2	1	3	0.0	0	0	0	0	0	0	0
Oct 6	at NYG	W	1/0	0	0	0	0.0	0	0	0	0	0	0	0
Oct 13	at TB	W	1/0	0	0	0	0.0	0	0	0	0	0	0	0
Oct 20	Dal	L	1/0	0	0	0	0.0	0	0	0	0	0	0	0
Oct 27	NYG	L	0/0	INACTIVE/HAMSTRING										
Nov 3	at Oak	W	0/0	INACTIVE/HAMSTRING										
Nov 10	at GB	W	0/0	INACTIVE/HAMSTRING										
Nov 17	Was	W	0/0	INACTIVE/HAMSTRING										
Dec 1	Ari	W	1/0	0	0	0	0.0	0	0	0	0	0	0	0
Dec 8	Det	W	1/0	0	0	0	0.0	0	0	0	0	0	0	0
Dec 15	at Min	L	1/0	0	0	0	0.0	0	0	0	0	0	0	0
Dec 22	Chi	W	1/0	2	0	2	0.0	0	0	0	0	0	0	0
Dec 29	at Dal	W	1/0	0	0	0	0.0	0	0	0	0	0	0	0
Totals			12/0	4	2	6	0.0	0	0	0	0	0	0	0
Playoffs														
Jan 4	NO	L	1/0	0	0	0	0.0	0	0	0	0	0	0	0
Totals			1/0	0	0	0	0.0	0	0	0	0	0	0	0

KNOTT'S CAREER STATISTICS

Year	Team	GP/GS	TACKLES					INTERCEPTIONS					FF	FR	Yds	STT
			Tot	Solo	Ast	Sacks	Yds	Int	Yds	Lg	TD	KD				
2013	Phil.	12/0	6	4	2	0.0	0	0	0	0	0	0	0	0	0	5
TOTALS		12/0	6	4	2	0.0	0	0	0	0	0	0	0	0	0	5
PLAYOFFS																
2013	Phil.	1/0	0	0	0	0.0	0	0	0	0	0	0	0	0	0	0
TOTALS		1/0	0	0	0	0.0	0	0	0	0	0	0	0	0	0	0

INJURY REPORT

- Left the game vs. Dal. (10/20) with a hamstring injury and did not return. Was rendered inactive in Weeks 8-11

PERSONAL

- Underrated attribute needed as a linebacker:** "You have to be a game-plan-type of linebacker. You have to learn to adjust every single week and you have to get in the mind of the opposing offensive coordinator."

- As a pregame ritual, studies a "tips and reminders sheet" to help him prepare for the matchup

- Named to the elite all-state team and earned Class 4A first-team all-state honors by *The Des Moines Register* after recording 99 tackles with seven sacks and two interceptions as a senior at Waukee High School

- Also saw time as a receiver on offense, catching 37 passes for 844 yards and five touchdowns

- Was the ninth-ranked prospect in Iowa as a senior

- Lettered in baseball and track & field, and was offered baseball scholarships by Iowa and Northern Iowa

- Son of Tim and Laura Knott. Tim is the vice president of underwriting for an insurance company and Laura works in the donation department for a theme park. Claims that his parents have been the biggest influence on his life and football career

- Has an older sister, Kara, and a younger brother, Luke. Luke is a defensive back at Iowa State and was a teammate of his brother, Jake, for one year as a redshirt freshman in 2012

- Earned his degree in business management

- Follow on Twitter: @Jknott20

THREE-STEP DROP

Hobbies: Working out, golfing

Career if not in football: Playing baseball

Trade places with for a day: His late grandfather, Joseph Allin

Dinner guests: His parents and grandfather together

Favorite sports moment: Recording the game-winning interception against Iowa as a senior

Meal: Steak

Movie: *Gladiator*

Music: Leans towards country, but mostly everything

Quote: "The pain of discipline is far less than the pain of regret."

Nickname: "Knotter"

HOMERUN HITTER

An accomplished baseball player growing up, Knott was originally offered a few scholarships out of high school. In fact, as a sophomore, he participated in a baseball showcase at Kauffman Stadium, the home of the Kansas City Royals, where he belted a home run during a live scrimmage. Weeks after signing with the Eagles, he returned to the field and threw out the first pitch at a Royals game.



CAREER HIGHS

Tackles **3** (9/29/13 at Den.)

Defensive End

6-6, 290


Utah

2nd year

Born 6/4/92 in Orem, UT

Pleasant Grove HS, Pleasant Grove, UT

Acquired - D7a-13 (212th overall)



The brother of Cleveland Browns OLB Paul Kruger, Joe Kruger was selected by the Eagles in the seventh round of the 2013 NFL Draft. An honorable mention All-Pac-12 selection as a junior, he appeared in 37 of 38 games at Utah, collaring 69 tackles, nine sacks, 14 tackles for a loss, three forced fumbles and an interception. A native of Orem, UT, Kruger earned all-state and all-conference honors as a senior at Pleasant Grove High School after leading the state of Utah with 15 sacks.

BIRDSEED

- Kruger's father, Paul, played football at Oregon State, while his brother, Paul, was an all-conference defensive end for Utah in 2008 and is currently a member of the Cleveland Browns. His brother, Dave, was a four-year starting defensive tackle at Utah and signed with the Browns as a rookie free agent during the 2013 offseason. His brother-in-law, Tony Bergstrom, was an All-Pac-12 offensive lineman at Utah and was a third-round selection of the Oakland Raiders in 2011
- Kruger put on 20 pounds of muscle in the 2014 offseason after missing his rookie campaign with a shoulder injury

COLLEGE HIGHLIGHTS

- Appeared in 37 of 38 games during his three seasons at Utah, where he collared 69 tackles, nine sacks, 14 tackles for a loss, three forced fumbles and one interception for the Utes
- Earned honorable mention All-Pac-12 honors as a junior after totaling 30 tackles, eight tackles for a loss and a team-high six sacks in 11 games (seven starts) at right defensive end
- Returned an interception, the first of his career, 24 yards for a touchdown against Northern Colorado as a junior
- Played in all 13 games (seven starts) as a sophomore, registering 35 tackles, five tackles for a loss, three sacks and a forced fumble
- Appeared in all 13 games as a true freshman in 2010 and recorded four tackles after seeing action primarily on special teams
- Named Academic All-Mountain West Conference as a freshman

PERSONAL

- **Favorite sports moment growing up:** "It's every defensive end's dream to intercept the football and return it for a touchdown and I was fortunate enough to do that last year," said Kruger. With 10 minutes remaining in regulation while holding a 34-0 lead, Kruger picked off the Northern Colorado QB and returned it 24 yards for a touchdown en route to a 41-0 Utah victory

- Earned first-team all-state and all-conference honors at Pleasant Grove High School as a senior in 2009
- Led the state in sacks (15) and collared 51 tackles his senior season and ranked among the top 25 defensive end prospects in the country by *Rivals.com*
- Also competed in basketball, baseball and track & field
- Son of Paul and Jennifer Kruger, and has three brothers and two sisters
- Majored in economics

INJURY REPORT

- Placed on Injured Reserve on 8/30 with a shoulder injury sustained during the preseason

THREE-STEP DROP

Hobbies: Swimming, scuba diving, spending time with family

Trade places with for a day: "Any Roman emperor."

Dinner guest: Thomas S. Monson, an American religious leader and author

If not in football: "Finishing up school and earning my master's degree."

Actor to play him in a movie: Bill Nighy, known for his character "Viktor" in the movie *Underworld*

Favorite athlete: Steve Nash

Bucket list: Traveling the world

Meal: Pasta

TV show: *Game of Thrones*

Music: Classical

Twitter: @jkruger99

THERE'S ALWAYS A SILVER LINING

Joe's older brother, Paul, has been a major influence on his life not just because of his NFL success, but of his resiliency after two near-death experiences. As a teenager, Paul lost one of his kidneys and spleen in a bizarre Jeep accident and then suffered a collapsed lung after being stabbed by a stranger in downtown Salt Lake City while hosting his younger brother, Dave, on a college recruiting trip. "My brother has been through a lot," said Joe. "He has set a good example for me and has been a fantastic big brother. What really impressed me was the fact that Paul returned to the football field less than a year after his stabbing and helped lead Utah to an undefeated season. Now that I am in the NFL, he has done a great job of showing me the ropes."



Pictured from left to right: Dave, Joe, Paul Kruger

96 Bennie Logan

Defensive Tackle

6-2, 315

LSU

2nd year

Born 12/28/89 in Coushatta, LA

Red River HS, Coushatta, LA

Acquired - D3-13 (67th overall)



A 3rd round draft choice of the Eagles in 2013, Bennie Logan immediately stepped in and contributed on the team's defensive line, starting the final eight games of the regular season at nose tackle. The Coushatta, LA, native helped anchor LSU's defensive line and wore the famed #18 jersey during his final season in Baton Rouge

BIRDSEED

- Credits his grandmother, Ella Faye Bonner, and his cousin, Harry Gary, as the two biggest influences in his life. "My grandmother is my hero because when my mother passed away, she took me in and raised me from junior high to high school and even helped me through college," said Logan. "My cousin, Harry, pushed me to work hard and motivated me and stayed on me. He paid for me to go to LSU's camp and that's when I really came onto the scene. Without him helping me by paying for me to go the camp and by pushing me to work hard, I wouldn't be in the place that I am."
- If Logan could trade places with one person for one day, he would like to experience what it is like to be homeless. "I come from a background that wasn't the best and it would be interesting to see how it is to live without a house and to have to look for food every day. It would make you more appreciative and would make you stop taking things for granted."
- While attending a 76ers-Rockets game in 2013, was mistaken for Rockets star James Harden by a 76ers fan. "He just wanted to take a picture with me. I laughed and said I wasn't Harden. He apologized and probably still doesn't who I am."
- Believes that if he wasn't playing football, he would be in the law enforcement field, either as an FBI agent or a U.S. Marshal. "Growing up as a little kid, I always wanted to be a fire fighter or a police officer," Logan stated. "As I got older, I learned more about the expert fields of law enforcement. I started watching more shows about the U.S. Marshals and the FBI and saw all the things that they do. It made me want to travel all over the world and hunt for fugitives like they do."

LUCKY NO. 18

At LSU, it has become a tradition for a player who possesses a selfless attitude to don the prestigious No. 18 jersey. The tradition of the number, which has become synonymous with success both on and off the field, originated in 2003 when LSU QB Matt Mauck helped guide the school to its first national championship since 1958. Entering his junior season, Logan was presented with the honor by graduating LSU DB Brandon Taylor.

Said Logan: "Number 18 is passed on for good leadership on and off the field, good character, taking care of business, not causing any problems, going to class. The coaches, training staff and equipment staff vote on who should wear number 18. So if you have friends on the team, they can't vote for you."



2013 HIGHLIGHTS

- Deflected a QB Matt Cassel pass that was intercepted by LB Mychal Kendricks at Min. (12/15)
- Became the first Eagle to block an extra point since Reggie White (10/30/88 vs. Atl.) as he swatted David Akers attempt down vs. Det. (12/8)
- Recovered a fumble on the Cardinals opening drive vs. Arz. (12/1). The Eagles scored a touchdown on their ensuing possession
- Tallied a career-best eight tackles and added one quarterback pressure at GB (11/10)
- Started his first-career contest at Oak. (11/3) and tallied 4 tackles
- Notched a sack of QB Mike Glennon, which thwarted a last-minute Buccaneers drive in the 4th quarter at TB (10/13)
- Recorded his first-career sack, bringing down Giants QB Eli Manning on the team's final drive in the fourth quarter to ice the game for the Eagles at NYG (10/6)

PERSONAL

- Son of Bennie Frost and the late Sandra Logan
- Has seven siblings - Lacey, Jeremy, Corey, Adrian, Jessica, Carl and Mark
- A four-year starter at Red River HS, earned District 3-2A Defensive MVP and 2A first-team honors as a senior after registering 116 tackles, 30 tackles for loss and 15 sacks. All also all-district honors at a right tackle on offense.
- Selected as the District 3-2A Defensive Co-MVP and received first-team all-state accolades following a junior season where he posted 93 tackles and 15 tackles for loss
- Also participated in track and field (discus, shot put and javelin) and played basketball in high school
- Began playing football in the 7th grade as a tight end and defensive end
- Logan's hobbies include horseback riding, four-wheeling, hunting and playing basketball. "I'm a country boy. I just enjoy doing anything outside and being outdoors."
- Majored in general studies
- Logan on Twitter: @da_king_son18

THREE-STEP DROP

Nicknames: Mad Dog and Smoke
Talent He'd Most Like to Have: Fly. No booking flights or waiting in line. Just pack and bag and go
First job: Mowing grass for \$10/yard
Bucket list: Travel to Africa and tour the continent
Guilty Pleasure: Ten Layer Carrot Cake at Ocean Prime
Favorite movie: *Life, Little Rascals*
Favorite TV show: *Family Guy, The First 48*, and anything on Animal Planet or Discovery Channel
Favorite meal: Pasta, chicken fettuccine, chicken etouffee, and pizza
Funniest Eagle: Donnie Jones
Favorite Apps: Tetris Blitz & Dominoes

Tackles	8	(11/10/13 at GB)
Sacks	1.0	(2x - 10/13/13 at TB)

- A three-year standout at LSU, Logan played in 30 career games (25 starts) and tallied 107 tackles, 12.5 tackles for loss and five sacks
- As a force on the defensive line, helped contribute to a unit that ranked fifth nationally in run defense in 2011 (90.1 ypg) and ninth in 2012 (101.6 ypg). The program also ranked second in total defense (261.5 ypg) in 2011 and eighth in 2012 (307.6 ypg)
- Tabbed as a second-team All-SEC selection by the *Associated Press* as a junior in 2012 after playing in all 13 games (12 starts) and recording 45 tackles, 5.5 tackles for loss, two sacks, two blocked field goals, three pass breakups and a pair of QB hurries
- Played in all 14 games (13 starts) as a sophomore in 2011 and ranked sixth on the team in tackles with 57, and added 6.5 tackles for loss and three sacks
- In the 2011 BCS Championship game against SEC rival Alabama, notched a sack, totaled 1.5 tackles for loss and tied a then career-high with six tackles
- Honored with SEC Defensive Lineman of the Week accolades after leading the way with a team-best five tackles and a career-high three tackles for loss in a 19-6 win over Mississippi State
- As a redshirt freshman in 2010, saw action in three games and tallied five tackles
- Redshirted for the Tigers in 2009

		TACKLES					INTERCEPTIONS								
Year	Team	GP/GS	Tot	Solo	Ast	Sacks	Yds	Int	Yds	Lg	TD	KD	FF	FR	Yds
2013	Phil.	16/8	43	25	18	2.0	9.0	0	0	0	0	1	0	1	0
TOTALS		16/8	43	25	18	2.0	9.0	0	0	0	0	1	0	1	0
PLAYOFFS															
2013	Phil.	1/0	5	4	1	0.0	0.0	0	0	0	0	0	0	0	0
TOTALS		1/0	5	4	1	0.0	0.0	0	0	0	0	0	0	0	0

Date		Opp	W/L	P/S	S	A	I	Sac	Hur	Int	Yds	Lg	KD	FF	FR
Sep 9		at Was	W	1/0	0	0	0	0.0	0	0	0	0	0	0	0
Sep 15		SD	L	1/0	1	1	2	0.0	0	0	0	0	0	0	0
Sep 19		KC	L	1/0	0	0	0	0.0	0	0	0	0	0	0	0
Sep 29		at Den	L	1/0	1	1	2	0.0	0	0	0	0	0	0	0
Oct 6		at NYG	W	1/0	2	0	2	1.0	0	0	0	0	0	0	0
Oct 13		at TB	W	1/0	2	0	2	1.0	1	0	0	0	0	0	0
Oct 20		Dal	L	1/0	1	0	1	0.0	0	0	0	0	0	0	0
Oct 27		NYG	L	1/0	1	1	2	0.0	0	0	0	0	0	0	0
Nov 3		at Oak	W	1/1	2	2	4	0.0	1	0	0	0	0	0	0
Nov 10		at GB	W	1/1	4	4	8	0.0	1	0	0	0	0	0	0
Nov 17		Was	W	1/1	2	1	3	0.0	1	0	0	0	0	0	0
Dec 1		Ari	W	1/1	3	1	4	0.0	1	0	0	0	0	0	1
Dec 8		Det	W	1/1	2	3	5	0.0	0	0	0	0	0	0	0
Dec 15		at Min	L	1/1	2	1	3	0.0	2	0	0	0	1	0	0
Dec 22		Chi	W	1/1	1	1	2	0.0	0	0	0	0	0	0	0
Dec 29		at Dal	W	1/1	1	2	3	0.0	0	0	0	0	0	0	0
Totals				16/8	25	18	43	2.0	7	0	0	0	1	0	1
Playoffs															
Jan 4		NO	L	1/0	4	1	5	0.0	0	0	0	0	0	0	0
Totals				1/0	4	1	5	0.0	0	0	0	0	0	0	0

57 Travis Long

Linebacker

6-4, 255


Washington St.

1st year

Born 7/24/91 in Spokane, WA

Gonzaga Prep HS, Spokane, WA

Acquired - Rookie FA (2013)



A collegiate standout at Washington State, Travis Long was signed by the Eagles during training camp in 2013. A four-year starter with the Cougars, Long finished his collegiate career with 201 tackles and 20.5 sacks. A native of Spokane, Wa., Long earned first-team all-state honors at Gonzaga Prep High School.

COLLEGE HIGHLIGHTS

- Finished his collegiate career with 201 tackles (42 tackles for loss), and 20.5 sacks while starting all 47 games for the Cougars during his four years on campus
- Registered a career-high 9.5 sacks as a senior before seeing his season end prematurely due to a knee injury. Named honorable mention All-Pac-12 and was named the team's defensive MVP in 2012
- Recorded 12 tackles for a loss and four sacks as a junior en route to second-team All-Pac-12 honors
- Garnered All-Pac-10 honorable mention honors in 2010 after recording 51 tackles, 10.5 tackles for loss, four sacks and three pass pickups as a sophomore
- Earned honorable mention all-conference honors as a true freshman, racking up 47 tackles 6.5 tackles for loss and two sacks while starting all 12 games

BAD TIMING

Travis Long capped off a successful college career with a breakout year as a senior, recording a career-high 9.5 sacks in 2012. However, Long suffered a torn ACL in his second to last game. "It was really unfortunate timing for me," said Long. "I wanted to be out there playing, first and foremost. But, I wasn't invited to the combine and I couldn't perform at our Pro Day. So, I think NFL teams kind of forgot about me."

Long did not get drafted or signed as a rookie free agent. Instead, he kept rehabbing and waiting for that call. It finally came in the middle of the summer. "My doctors cleared me in July and the Eagles got on the phone with me pretty much right away. It was a dream come true."

After an impressive preseason with the team in 2013, Long spent his rookie campaign on the Eagles practice squad. "I've played with a chip on my shoulder my entire life," said Long. "I wasn't heavily recruited in high school, and then the injury happened in college. It's made me that much hungrier."

PERSONAL

- Attended Gonzaga Prep High School in Spokane, Wa., where he earned first-team all-state honors and was named to the *Seattle Times* all-state team as a senior
- Was named an All-Greater Spokane League second-team selection as a sophomore
- Credits his uncle, Chris Snyder as the biggest influence on his career. Chris was an All-American kicker for the University of Montana and also played in NFL Europe. He set the school scoring record while at Montana
- His mother, Kathleen, is a dental hygienist and his father, Alan, is a retired Navy chief
- Earned his degree in business management

THREE-STEP DROP

Hobbies: Video games, golfing

Career if not in football: Working in Washington with his business degree

Athlete to watch now: Clay Matthews

Favorite teams/athletes growing up: Lakers/ Shaq

Favorite sports moment: Overcame a 20-point deficit with 5 minutes left in a high school playoff game to win

Meal: Steak and baked potatoes

Philly restaurant: Del Friscos

Best part of Philadelphia: The history

TV show: *The Office*

Twitter: @tlong89

Favorite Apps: Candy Crush and the-CHIVE

35 Daytawion Lowe

Safety

5-11, 196

Oklahoma State

Rookie

Born 3/23/91 in Oklahoma City, OK

Carl Albert HS, Midwest City, OK

Acquired - Rookie FA (2014)



An impact player in Oklahoma State's secondary, Daytawion Lowe (pronounced DAY-twahn) signed with the Eagles as a rookie free agent following the 2014 NFL Draft. Voted a 2013 second-team All-Big 12 honoree by the coaches and *Associated Press*, he twice led his team in tackles (2011-12) and finished his career with 269 tackles, five interceptions, five forced fumbles, three sacks, two fumble recoveries and 16 pass deflections. A native of Midwest City, OK, Lowe was an All-American at Carl Albert (OK) High School.

COLLEGE HIGHLIGHTS

- A 2013 second-team All-Big 12 selection by the coaches and *Associated Press*, competed in 50 career games at Oklahoma State and finished with 269 tackles, five interceptions, five forced fumbles, three sacks, two fumble recoveries and 16 pass deflections
- Earned second-team All-Big 12 accolades as a senior in 2013 after starting in all 13 games and ranking second on the squad with 87 tackles while adding two interceptions and seven pass deflections
- Started in all 13 of his team's games as a junior in 2012, tying for the team lead with 75 tackles and contributing two interceptions, one sack, one forced fumble, a fumble recovery and four pass deflections
- As a redshirt sophomore in 2011, totaled a career-best and team-leading 97 tackles alongside three forced fumbles, two sacks, one interception, a fumble recovery and five pass deflections
- Redshirted the 2010 season due to injury
- Saw action in 11 games as a freshman in 2009 while tallying 10 tackles

BIRDSEED

- The musically-talented Lowe was in his middle school and high school band, as he specialized in both the saxophone and the bass clarinet. Lowe also plans to take up piano lessons in the near future. Said Lowe: "I love music. Learning to play different instruments is so fun. It's relaxing and challenging all at the same time."

PERSONAL

- Was an All-American honoree at Carl Albert (OK) High School where he helped lead the team to the state championship game and finished seventh in Class 5A with 127 tackles as a senior
- Son of Ralph and Lucretia Lowe. Also has an older sister, Yardana, and a younger brother, Jeremiah
- Was a member of the National Honor Society
- Majored in education

THREE-STEP DROP

What he'd be doing if not playing football: Coaching in college

Talent he'd most like to have: Ability to play soccer

Actor that would play him in a movie: Mike Epps

Favorite personal moment in sports growing up: Winning the state championship in high school

Athletes: Brett Favre, Brian Dawkins, Jerry Rice

Hobbies: Horseback riding, fishing

Nickname: D-Lowe

Most played artist on his iPod: Young Jeezy

Meal: BBQ chicken

Book: *The Bible*

Movie: *The Wood*

TV show: *Sanford and Son*

18 Jeremy Maclin

Wide Receiver

6-0, 198


Missouri

6th year

Born 5/11/88 in St. Louis, MO

Kirkwood HS, Kirkwood, MO

Acquired - D1-09 (19th overall)



The Eagles first round draft choice in 2009, Jeremy Maclin has successfully battled through adversity on and off the field throughout his life. 2014 will be no different as he returns from a season-ending knee injury suffered in 2013 training camp. One of the team's most proven performers from 2009-2012, the Kirkwood, MO, native signed a one-year deal with the Eagles following the 2013 season.

BIRDSEED

- After enduring a difficult childhood in which he was abandoned by his father, Maclin was primarily raised by Jeff Parres and his wife, Cindy. Jeff, a urologist, was Maclin's little league football coach when he was nine years old. Maclin spent a lot of time with the Parres family growing up and by the time he was a sophomore in high school, he was living with them full-time. Jeremy also remains close with his biological mother, Cleo, and his two older brothers, Roshon and Andre. "There are a lot of people in my life who have influenced me to get to this point. Obviously, the family I lived with. They definitely played a big part in why I'm here. I learned a lot of things from my real family, too ... I feel like I've gone through a lot of stuff in my life, throughout my childhood. I feel like there's not much that can really faze me. That's why I feel like I'm fine with anything thrown against me."



Maclin became the 8th receiver in NFL history to have at least 55 catches and 750 yards in each of his first four seasons, joining Gary Clark, Larry Fitzgerald, Joey Galloway, Marvin Harrison, Keyshawn Johnson, Sterling Sharpe and Randy Moss

CAREER HIGHLIGHTS

- 15 of his 26 career TD receptions have come in the red zone
- In 2011, Maclin, DeSean Jackson and Brent Celek became the first trio of teammates to each post 800+ yards in team history
- Maclin (21 years old), Celek (24), and Jackson (23) became the first trio of teammates age 24-years-old-or-younger in NFL history to each post 50+ catches, 750+ yards and 4+ touchdowns in a season in 2009
- Became the first Eagles rookie to ever post two 40+ yard TD receptions in the same game (51 and 40 yards vs. TB on 10/11/09)
- Set an Eagles postseason record with 146 receiving yards at Dal. (1/9/10). His 146 yards were the most ever by a rookie in the postseason. Also became the youngest player (21 years old) in NFL history with a postseason TD catch on a career-long 76 yarder from Michael Vick

PERSONAL

- Resides in South Jersey
- Since 2012, he annually provides kids in the Kirkwood-Meacham Park Area with a back pack full of school year essentials. He plans to expand that program to the Philadelphia area in 2014
- Has hosted football camps as well as donating equipment, money and time to youth football programs in Kirkwood, MO and West Deptford, NJ

- In 2013, hosted a Mother's Day Miracles event for five families
- Began playing football at the age of nine as a running back, defensive end and linebacker for the Kirkwood (MO) Cowboys. Scored 32 TDs in his first season and helped his team to a 72-3 record over four seasons, including a national championship at the age of 11 when they beat a team from Tucker, GA, in Florida
- Attended Kirkwood HS, where he was considered the top wide receiver and one of the top overall prospects to come out of the state of Missouri in 2006. Maclin scored 55 career touchdowns in HS as a receiver, defensive back and return specialist
- Also starred in basketball at Kirkwood, earning honorable-mention All-State and first-team All-Conference as a junior guard, averaging 13.3 points, 5.2 assists and 4.1 steals per game. Chose to pursue football in college because of his love for the game. "Football was the sport that I loved. I woke up every day and couldn't imagine not playing football."
- Has been a regular participant for the Eagles offseason basketball team and owns the team record with a 50-point performance in 2012
- Created two annual scholarships: the Jeremy Maclin Football Endowment at the University of Missouri as well as the National Football Foundation and College Hall of Fame Jeremy Maclin Scholarship
- Since 2012, partnered with the Delaware Valley chapter of the National Adoption Center to bring adopted children and their families to a home game as well as a meet and greet with Jeremy afterwards
- Majored in sociology
- Maclin on twitter: @jmac_18

THREE-STEP DROP

Favorite Vacation Spot: San Juan

Pets: Miniature bull terrier, Jayce

Collects: Shoes. Favorite pair is Jordan Concord 11's

Favorite Athlete to Watch: LeBron

Favorite Athletes growing up: Torrey Holt, Isaac Bruce, Ozzie Smith, Ray Lankford

Hobbies: Xbox, FIFA, Madden, juggling

First job: Cutting lawns

Guilty Pleasure: McDonald's breakfast

Favorite game: Dominoes

Favorite TV show: America's Funniest Home Videos

Favorite Food: His mom's sweet potatoes and sweet potato pie

Funniest Eagle: Evan Mathis

Favorite Philly restaurant: Sampan

Favorite Car: 2015 Audi RS&

Favorite App: J23, ESPN

Talent He'd Most Like to Have: Hearing people's thoughts

18 Jeremy Maclin



EAGLES RECEIVER PRODUCTION THRU FIRST FOUR YEARS

Player	Rec.	Player	Yds	Player	TD
Jeremy Maclin	258	DeSean Jackson	4096	Mike Quick	34
Keith Jackson	242	Mike Quick	3864	Calvin Williams	29
DeSean Jackson	230	Jeremy Maclin	3453	Pete Pihos	28
Mike Quick	213	Fred Barnett	2922	Bobby Walston	27
Charle Young	197	Ben Hawkins	2876	Jeremy Maclin	26

100-YARD RECEIVING GAMES (10)

Yards	Date	Opponent	Rec.	TDs
171	9/18/11	at Atl (L)	13	2
159	10/17/10	vs. Atl (W)	7	2
146	1/09/10	at Dal (L)*	7	1
142	10/11/09	vs. TB (W)	6	2
130	10/14/12	vs. Det (L)	6	1
120	11/21/10	vs. NYG (W)	9	0
116	12/23/12	vs. Was (L)	8	1
105	1/01/12	vs. Was (W)	8	0
104	12/09/12	at TB (W)	9	1
101	10/16/11	at Was (W)	5	0

* Playoffs

MULTI TOUCHDOWN GAMES (5)

Yards	Date	Opponent	Rec.	TDs
171	9/18/11	at Atl (L)	13	2
59	12/19/10	at NYG (W)	7	2
159	10/17/10	vs. Atl (W)	7	2
83	9/26/10	at Jac (W)	4	2
142	10/11/09	vs. TB (W)	6	2

MACLIN'S CAREER STATISTICS

Year	Team	GP/GS	No	Yds	Avg	Lg	TD
2009	Phil.	15/13	56	773	13.8	56	4
2010	Phil.	16/16	70	964	13.8	83t	10
2011	Phil.	13/13	63	859	13.6	59	5
2012	Phil.	15/15	69	857	12.4	70t	7
2013	Phil.	0/0	INJURED RESERVE/KNEE				
TOTALS		59/57	258	3453	13.4	83t	26

PLAYOFFS

2009	Phil.	1/1	7	146	20.9	76t	1
2010	Phil.	1/1	3	73	24.3	44	0
TOTALS		2/2	10	219	21.9	76t	1

ADDITIONAL CAREER STATISTICS

KICKOFF RETURNS: 2009 (7-124-28LG), 2010 (1-22)

PLAYOFF KICKOFF RETURNS: 2009 (2-41-21LG)

PUNT RETURNS: 2009 (6-30-27LG), 2010 (3-17-9LG), 2011 (4-29-11LG)

RUSHING: 2009 [2-(-7)], 2010 (3-36), 2011 (1-1)

CAREER HIGHS

Receptions	13	(9/18/11 at Atl)
Yards	171	(9/18/11 at Atl)
Long	83t	(10/17/10 vs. Atl)
TDs	2	(5x - 9/18/11 at Atl)

88 Jeff Maehl

Wide Receiver

6-0, 184


Oregon

2nd season

Born 3/16/89 in Paradise, CA

Paradise HS, Paradise, CA

Acquired - T-Hou-13



A former pupil of Chip Kelly at the University of Oregon, Jeff Maehl (pronounced MAIL) was acquired by the Eagles in a trade with the Houston Texans during training camp in 2013. Maehl spent the previous two seasons with the Texans and appeared in three games in 2011 after being elevated from the practice squad. A four-year letterman at Oregon, Maehl tied the school record for career touchdown receptions (24), while leading the Ducks in receptions (77) and receiving yardage (1,076) as a senior.

2013 HIGHLIGHTS

- Recorded his first-career reception (a 37-yard catch and run) and first-career touchdown catch (a six-yard reception from QB Nick Foles) on consecutive plays in the fourth quarter at Den. (9/29)

2011 HIGHLIGHTS (with Houston)

- Spent the first 13 games of the season on the practice squad before being elevated to the active roster for the final three contests
- Made his NFL debut on special teams at Car. (12/18)

COLLEGE HIGHLIGHTS

- Totaled 24 career TD catches, tying the Oregon career mark
- Tied the Oregon school record for receptions in a season (77) and a career (178)
- As a senior, Maehl caught 77 passes for 1,076 yards while helping Oregon to the 2011 BCS National Championship Game
- Selected to play in the East-West Shrine Game
- Named honorable mention All-America after his senior season by *SI.com*
- As a senior, was a first-team All-Pac 10 choice by the Pac 10 coaches, Phil Steele and *Rivals.com* and was the recipient of the Cargill Award as the team's impact player
- His ten scores by a receiver in conference play were tops in the Pac 10 and second most in the nation in 2010

2013 GAME-BY-GAME

Date	Opp.	W/L	P/S	No	Yds	Avg	Lg	TD
Sep 9	at Was	W	1/0	0	0	0.0	0	0
Sep 15	SD	L	1/0	0	0	0.0	0	0
Sep 19	KC	L	1/0	0	0	0.0	0	0
Sep 29	at Den	L	1/0	2	43	21.5	37	1
Oct 6	at NYG	W	1/0	0	0	0.0	0	0
Oct 13	at TB	W	1/0	1	5	5.0	5	0
Oct 20	Dal	L	1/0	0	0	0.0	0	0
Oct 27	NYG	L	1/0	0	0	0.0	0	0
Nov 3	at Oak	W	1/0	1	19	19.0	19	0
Nov 10	at GB	W	1/0	0	0	0.0	0	0
Nov 17	Was	W	1/0	0	0	0.0	0	0
Dec 1	Ari	W	1/0	0	0	0.0	0	0
Dec 8	Det	W	1/0	0	0	0.0	0	0
Dec 15	at Min	L	1/0	0	0	0.0	0	0
Dec 22	Chi	W	1/0	0	0	0.0	0	0
Dec 29	at Dal	W	1/0	0	0	0.0	0	0
Totals			16/0	4	67	16.8	37	1
Playoffs								
Jan 4	NO	L	1/0	0	0	0.0	0	0
Totals			1/0	0	0	0.0	0	0

PERSONAL

- Ranked among the top 140 prospects in California by *SuperPrep*
- Attracted three stars from both *Rivals.com* and *Scout.com*
- Finished 20th in the CIF Northern Section in scoring (104 points) while finding his way into the endzone as a rusher, receiver, kickoff returner, punt returner, and defensive back
- Resides in Philadelphia with his wife Britnee and two cats, Kobe and Bob
- Majored in sociology

INJURY REPORT

- Suffered a head injury in the first quarter vs. Ari. (12/1) and did not return

MAEHL'S CAREER STATISTICS

Year	Team	GP/GS	No	Yds	Avg	Lg	TD	STT
2011	Hou.	3/0	0	0	0.0	0	0	0
2013	Phil.	16/0	4	67	16.8	37	1	6
TOTALS		19/0	4	67	16.8	37	1	6
PLAYOFFS								
2011	Hou.	0/0	0	0	0.0	0	0	0
2013	Phil.	1/0	0	0	0.0	0	0	0
TOTALS		1/0	0	0	0.0	0	0	0

CAREER HIGHS

Recepts	2	(9/29/13 at Den.)
Yards	43	(9/29/13 at Den.)
Long	37	(9/29/13 at Den.)
TDs	1	(9/29/13 at Den.)

2011 GAME-BY-GAME

Date	Opp.	W/L	P/S	No	Yds	Avg	Lg	TD
Signed to the Texans' active roster on 12/13/11								
Dec 18	Car	L	1/0	0	0	0.0	0	0
Dec 22	at Ind	L	1/0	0	0	0.0	0	0
Jan 1	Ten	L	1/0	0	0	0.0	0	0
Totals			3/0	0	0	0.0	0	0
Playoffs								
Jan 7	Cin	W	0/0	0	0	0.0	0	0
Jan 15	at Bal	L	0/0	0	0	0.0	0	0
Totals			0/0	0	0	0.0	0	0

THREE-STEP DROP

Greatest love besides football: Wife and family

Favorite personal moment in sports: Playing in the National Championship game while at Oregon

Talent he'd most like to have: Sing
Actor that would play him in a movie: Hugh Jackman

Nickname: Ice Man

Bucket list: Golf in Ireland

Most played artist on his iPod: Lil Wayne

Guilty pleasure: Pizza

Favorite athletes to watch right now: LeBron James and Kobe Bryant

Favorite movie: *Avatar*

Favorite app: Candy Crush

42 Chris Maragos

Safety

5-10. 200

Wisconsin

5th year

Born 1/6/87 in Racine, WI

William Horlick HS, Racine, WI

Acquired - FA (SEA) 2014



A special teams standout during his NFL career, Chris Maragos agreed to terms on a three-year contract with Philadelphia on March 12, 2014. Originally a rookie free agent signing of San Francisco in 2010, Maragos has recorded 34 special teams tackles in 46 career games with the Seattle Seahawks (2011-13) and 49ers (2010). In 2013, Maragos recorded nine special teams tackles while seeing action as a reserve safety for the Super Bowl Champion Seahawks. A two-year letterman at Wisconsin, Maragos earned honorable mention All-Big Ten Accolades as a senior in 2009.

CAREER HIGHLIGHTS

- Has recorded 34 special teams tackles in 46 regular season games

2013 HIGHLIGHTS (w/ Seattle)

- Played in all 16 games as a reserve safety and special teams contributor, tallying nine special teams tackles
- Recovered a fumble on punt coverage at Car. (9/8)

THE SOCIAL NETWORK



Maragos got help on his path to the NFL from an unlikely source - Facebook. "I was playing as a walk-on receiver at Western Michigan for two years, but it was always a dream of mine to play at Wisconsin," said Maragos. "My brother was the mascot there and he knew some guys on the team. So, I decided to use that and give it a shot."

Maragos looked up Wisconsin's starting wide receiver Luke Swann on Facebook and sent him a message. "I told him my brother was Bucky Badger. I told him I played receiver and wanted the shot to play at Wisconsin. He responded and got my film in front of the coaches. Next thing I knew they were asking me to walk on. It was amazing how it worked out."

Shortly after transferring, Maragos was asked by the coaches to move to the defense. He ended up playing two seasons for the Badgers, received a scholarship offer his senior year and was named the school's student athlete of the year following that season. "It was a dream come true," said Maragos.



PERSONAL

- He and his wife, Serah, have two sons, Micah and Mason
- Son of Nick and Cindy Maragos. Father, Nick, was a former free safety at Northern Iowa
- Brother, Troy, also played his college ball at Wisconsin and also was the team's mascot
- As a three-year starter, two-time captain and team MVP at William Horlick HS (WI), earned all-state, all-southeast conference, all-district and all-county accolades as a wide receiver
- Was named Wisconsin's Gatorade Player of the Year in 2004
- Also competed in track & field where he finished third in the 100/m dash and fifth in the 200/m dash as a senior
- Was a 12-time all-conference recipient between football and track, and also earned letters in basketball and baseball

THREE-STEP DROP

Greatest love besides football: Faith and family

Talent he'd most like to have: Ability to sing

Actor that would play him in a movie: Adam Sandler

Favorite team/athlete growing up: Green Bay Packers/Reggie White

Athletes to watch right now: Earl Thomas, Cam Chancellor, Richard Sherman and Matt Slater

First jobs: Washing windows in high school and parking cars for a valet service in college

Nicknames: "Gos," "Ghost," and "Goose"

Movies: *Dumb & Dumber*, *Happy Gilmore* and *Billy Madison*

Meal: Steak and pasta

App: AroundMe

Quote: "Whatever your mind can conceive and believe, it can achieve."

Twitter: @ChrisMaragos



MARAGOS' CAREER STATISTICS

Year	Team	GP/GS	TACKLES					INTERCEPTIONS								STT
			Tot	Solo	Ast	Sacks	Yds	Int	Yds	Lg	TD	KD	FF	FR	Yds	
2010	SF	3/0	0	0	0	0.0	0	0	0	0	0	0	0	0	0	5
2011	Sea.	11/0	1	1	0	0.0	0	0	0	0	0	0	0	0	0	11
2012	Sea.	16/0	3	2	1	0.0	0	0	0	0	0	0	0	0	0	9
2013	Sea.	16/0	3	3	0	0.0	0	0	0	0	0	0	0	0	0	9
Totals		46/0	7	6	1	0.0	0	0	0	0	0	0	0	0	0	34
PLAYOFFS																
2012	Sea.	2/0	0	0	0	0.0	0	0	0	0	0	0	0	0	0	1
2013	Sea.	3/0	0	0	0	0.0	0	0	0	0	0	0	0	0	0	2
Totals		5/0	0	0	0	0.0	0	0	0	0	0	0	0	0	0	3

ADDITIONAL CAREER STATISTICS

SPECIAL TEAMS FUMBLE RECOVERIES: 1 at Car. (9/8/13)

2013 GAME-BY-GAME STATISTICS W/ SEAHAWKS

Date	Opp	W/L	P/S	S	A	I	Sac	Hur	Int	Yds	Lg	KD	FF	FR
Sep 8	at Car	W	1/0	0	0	0	0.0	0	0	0	0	0	0	0
Sep 15	SF	W	1/0	0	0	0	0.0	0	0	0	0	0	0	0
Sep 22	Jac	W	1/0	0	0	0	0.0	0	0	0	0	0	0	0
Sep 29	at Hou	W	1/0	0	0	0	0.0	0	0	0	0	0	0	0
Oct 6	at Ind	L	1/0	0	0	0	0.0	0	0	0	0	0	0	0
Oct 13	Ten	W	1/0	1	0	1	0.0	0	0	0	0	0	0	0
Oct 17	at Ari	W	1/0	0	0	0	0.0	0	0	0	0	0	0	0
Oct 28	at StL	W	1/0	0	0	0	0.0	0	0	0	0	0	0	0
Nov 3	TB	W	1/0	0	0	0	0.0	0	0	0	0	0	0	0
Nov 10	at Atl	W	1/0	0	0	0	0.0	0	0	0	0	0	0	0
Nov 17	Min	W	1/0	1	0	1	0.0	0	0	0	0	0	0	0
Dec 2	NO	W	1/0	0	0	0	0.0	0	0	0	0	0	0	0
Dec 8	at SF	L	1/0	0	0	0	0.0	0	0	0	0	0	0	0
Dec 15	at NYG	W	1/0	1	0	1	0.0	0	0	0	0	0	0	0
Dec 22	Ari	L	1/0	0	0	0	0.0	0	0	0	0	0	0	0
Dec 29	StL	W	1/0	0	0	0	0.0	0	0	0	0	0	0	0
Totals			16/0	3	0	3	0.0	0	0	0	0	0	0	0
Playoffs														
Jan 11	NO	W	1/0	0	0	0	0.0	0	0	0	0	0	0	0
Jan 19	SF	W	1/0	0	0	0	0.0	0	0	0	0	0	0	0
Feb 2	at Den	W	1/0	0	0	0	0.0	0	0	0	0	0	0	0
Totals			3/0	0	0	0	0.0	0	0	0	0	0	0	0

2012 HIGHLIGHTS (w/ Seattle)

- Saw action in all 16 games and finished third on the team with nine special teams tackles

2011 HIGHLIGHTS (w/ Seattle)

- Recorded 11 special teams tackles in 11 games after signing to the active roster on 10/22/11

2010 HIGHLIGHTS (w/ San Francisco)


- Registered five special teams tackles in three games

COLLEGE HIGHLIGHTS

- In two seasons at Wisconsin, saw action in all 26 games (19 starts) and recorded 94 tackles, five interceptions, one sack and seven passes defended
- As a senior team captain in 2009, was an All-Big Ten honorable mention and a Midseason All-Big Ten third-team selection. Led the team with four interceptions, and tied for second with six passes defended, while notching a sack and 49 tackles
- Earned the University of Wisconsin's Tom Wiesner Award as a senior, which is given to the top Wisconsin-born athlete in the program
- Played in all 13 games (six starts) as a junior in 2008, totaling 45 tackles, one interception and a forced fumble
- Sat out the entire 2007 season after transferring from Western Michigan
- As a redshirt freshman at Western Michigan in 2006, competed in 13 games with six starts as a walk-on receiver

69 Evan Mathis

Guard
6-5, 298
Alabama
10th year
Born 11/1/81 in Birmingham, AL
Homewood HS, Homewood, AL
Acquired - FA 2011



Pro Bowls: 2013



A reliable and versatile offensive lineman, Evan Mathis continues to be a stabilizing force on the Eagles offensive line. Mathis, who earned Pro Bowl and first-team All-Pro honors in 2013, has flourished at the left guard position since originally signing with the team in 2011. He was awarded a five-year deal in the 2012 offseason that will keep him in Philadelphia through 2016. A self-proclaimed "sit-down comedian", Mathis' witty sense of humor and fun-loving personality, combined with his veteran presence, make him a valuable leader in the Eagles locker room.

BIRDSEED

- Mathis was a big fan of professional wrestling growing up. In fact, he says that if he wasn't playing football, he would be in the WWE. "My name would be Rage and I would be the champion." Prior to the 2012 season, Mathis got a chance to work out with one of his favorite wrestlers, The Rock, prior to sitting front row at a WWE Smackdown event in Philadelphia



2013 HIGHLIGHTS (with Philadelphia)

- Earned Pro Bowl and AP first-team All-Pro honors for the first time in his career after starting 16 games at left guard
- Was part of an offensive line that helped block for the NFL's leading rusher LeSean McCoy, who finished with a franchise-best 1,607 yards
- Helped the Eagles set a team record with 442 points scored and 6,676 total net yards

IN THE TRENCHES

- Position other than o-line you'd most like to play:** "Team owner."
- Favorite o-lineman of all time:** "Evan Mathis."
- How you decided to play offensive line:** "They wouldn't let me play defensive line."
- Best part of being an o-lineman:** Buffets
- Most challenging aspect of your job:** Staying healthy
- Best player you've ever lined up against:** Justin Smith, Gerald McCoy and Geno Atkins
- Advice to aspiring offensive linemen:** "Work, focus, dominate."



2013 NFL GUARD RANKINGS

According to Pro Football Focus, Mathis has graded out with a score of 33.7 on the season and leads the next closest guard by 12.1 points.

G Grading Scale	G Run Blocking
E.Mathis, PHI 46.1	E.Mathis, PHI 40.2
J.Sitton, GB 33.1	T.Herremans, PHI 19.7
L.Vasquez, DEN 31.1	B.Brooks 15.0

Best/worst parts about being your size: "The best part is that chicks dig ogres. The worst part is it's hard to fit in a Prius."

PERSONAL

- Son of Deb Baumhower and Ed "The Legend" Mathis. His mother owns a massage business in Alabama, Deb Baumhower & Associates. His father is the Director of Engineering at EWTN and is married to DeeDee Mathis
- He and his wife, Katelynn, have a daughter, Lee Ila (pronounced EYE-la) who is president of the Evan Mathis Fan Club

THREE-STEP DROP

Favorite meal: Little Caesar's Crazy Bread
Favorite Cereal: Fruity Pebbles
Car: Electric Scooter that he purchased on Craigslist for \$600
TV Shows: *Breaking Bad*, *Thundercats*
Prized Possession: 1952 Topps Mickey Mantle rookie baseball card
Guilty Pleasure: Miley Cyrus
Band: The Rock-afire Explosion
Website: www.ZoneAP.com
Best Restaurant in Philly: Prime Stache
Bucket list: Outduel Frank Thomas in a home run derby
Person He'd Most Like to Have Dinner With: Stewie Griffin

ZONE ATHLETIC PERFORMANCE

A fitness fanatic, Mathis founded Zone Athletic Performance, a training facility in Scottsdale, AZ, in 2010. "I've always had a strong interest in the fitness and performance industry. It's incredible the focus on diet and training can do to sculpt the human body." Zone AP features state-of-the-art training equipment and an elite staff designed to help clients achieve their fitness goals.



For more information, and to see a video of Mathis' incredible eight-week body transformation, log on to www.ZoneAP.com

CAREER SERVICE

YEAR	TEAM	GP/GS	Playoffs
2005	Car.	9/0	YEAR TEAM GP/GS
2006	Car.	15/15	2005 Car. 0/0
2007	Car.	1/0	2009 Cin. 1/0
2008	Mia.	7/0	2013 Phil. 1/1
	Cin.	1/0	Totals 2/1
2009	Cin.	13/7	
2010	Cin.	12/0	Starts by position: 2006: 15 at RG, 2009: 7 at LG, 2011: 15 at LG, 2012: 16 at LG, 2013: 16 at LG (1 at LG in playoffs)
2011	Phil.	15/15	
2012	Phil.	16/16	
2013	Phil.	16/16	
Totals		105/69	

"I don't know what he's doing, I don't know if he's working on his grip constantly, but when he grabs you, there's no getting out of it. He's great at hand position. When he gets his hands inside and he has you, it's a tight squeeze man. You're not going anywhere." - Bucs DT Gerald McCoy

50 Casey Matthews

Linebacker

6-1, 245



Oregon

4th year

Born 1/16/89 in Northridge, CA

Oaks Christian HS, Westlake Village, CA

Acquired - D4a-11 (116th overall)



A fourth round draft choice of the Eagles in 2011, Casey Matthews has continued his family's long tradition of football as he became the sixth member of the Matthews clan to play in the NFL. A four-year letterman at Oregon, Matthews was a two-time All-Pac-10 Conference selection in both his junior and senior seasons.

2013 HIGHLIGHTS

- Finished the year ranked third on the team with 12 special teams tackles
- Recovered a fumble of TE Antonio Gates on the Eagles 2-yard line to thwart a Chargers drive vs. SD (9/15)

2013 GAME-BY-GAME STATISTICS

Date	Opp	W/L	P/S	S	A	T	Sac	Hur	Int	Yds	Lg	KD	FF	FR
Sep 9	at Was	W	1/0	0	0	0	0.0	0	0	0	0	0	0	0
Sep 15	SD	L	1/0	0	1	1	0.0	0	0	0	0	0	0	1
Sep 19	KC	L	1/0	0	0	0	0.0	0	0	0	0	0	0	0
Sep 29	at Den	L	1/0	0	0	0	0.0	0	0	0	0	0	0	0
Oct 6	at NYG	W	1/0	0	0	0	0.0	0	0	0	0	0	0	0
Oct 13	at TB	W	1/0	0	0	0	0.0	0	0	0	0	0	0	0
Oct 20	Dal	L	1/0	0	0	0	0.0	0	0	0	0	0	0	0
Oct 27	NYG	L	1/0	0	0	0	0.0	0	0	0	0	0	0	0
Nov 3	at Oak	W	1/0	0	0	0	0.0	0	0	0	0	0	0	0
Nov 10	at GB	W	1/0	0	0	0	0.0	0	0	0	0	0	0	0
Nov 17	Was	W	1/0	0	2	2	0.0	0	0	0	0	0	0	0
Dec 1	Ari	W	1/0	0	0	0	0.0	0	0	0	0	0	0	0
Dec 8	Det	W	1/0	0	0	0	0.0	0	0	0	0	0	0	0
Dec 15	at Min	L	1/0	0	0	0	0.0	0	0	0	0	0	0	0
Dec 22	Chi	W	1/0	1	0	1	0.0	0	0	0	0	0	0	0
Dec 29	at Dal	W	1/0	0	0	0	0.0	0	0	0	0	0	0	0
Totals			16/0	1	3	4	0.0	0	0	0	0	0	0	1
Playoffs														
Jan 4	NO	L	1/0	0	0	0	0.0	0	0	0	0	0	0	0
Totals			1/0	0	0	0	0.0	0	0	0	0	0	0	0

MATTHEWS' CAREER STATISTICS

Year	Team	GP/GS	TACKLES					INTERCEPTIONS					FF	FR	Yds	STT
			Tot	Solo	Ast	Sacks	Yds	Int	Yds	Lg	TD	KD				
2011	Phil.	16/3	37	28	9	1.0	7.0	0	0	0	0	0	0	0	0	11
2012	Phil.	16/1	6	3	3	0.0	0.0	0	0	0	0	0	0	0	0	14
2013	Phil.	16/0	4	1	3	0.0	0.0	0	0	0	0	0	0	1	0	12
TOTALS		48/4	47	32	15	1.0	7.0	0	0	0	0	0	0	1	0	37
PLAYOFFS																
2013	Phil.	1/0	0	0	0	0.0	0.0	0	0	0	0	0	0	0	0	1
TOTALS		1/0	0	0	0	0.0	0.0	0	0	0	0	0	0	0	0	1

ADDITIONAL CAREER STATISTICS

BLOCKED PUNT: (1) - 2012 [vs. Atl. 10/28/12 (Matt Bosher)]

CAREER HIGHS

Tackles **7** (9/18/11 at Atl.)
Sacks **1.0** (12/11/11 at Mia.)

BIRDSEED

- One of five children of Clay and Leslie Matthews. Claims the biggest influence on his life and career is his father. Said Casey: "I've learned so much from him; the way he carries himself and the work ethic he puts into everything he does. He's a great role model for me and the rest of my family."

- In addition to his six family members that have played in the NFL, brother Kyle Matthews was a safety for the 2003 USC National Championship team

PERSONAL

- Growing up, was a fan of the Cleveland Browns and Houston Oilers/Tennessee Titans because of his father and uncle. Also follows the pro basketball, baseball and hockey teams in LA
- Wishes he could have dinner with his late great-grandfather, Maddy Matthews

THREE-STEP DROP

Greatest love besides football: Spending time with his wife, Alyssa, and fishing

Talent he'd most like to have: Ability to play the guitar and piano

Actor that would play him in a movie: Bradley Cooper

Favorite personal moment in sports growing up: Getting a scholarship to college

On his bucket list: Read the whole Bible

Collects: Shot glasses from each state

Nicknames: C-Mat and Boogie (pronounced buh-jee)

Most played artist on his iPod: Drake

Meal: Filet mignon

Book: *Game of Thrones*

Movie: *American Psycho*

TV show: *Entourage*

Quote: "Don't let the good things in life rob you of the best things."

Philly restaurant: Del Frisco's and Barclay Prime

Twitter: @CaseyMatthews50

ENTERING THE FAMILY BUSINESS

After being drafted by the Eagles in the fourth round in 2011, Casey Matthews looks to add to the long tradition of football excellence his family has found in the NFL. His grandfather, Clay Matthews, Sr., played four seasons as a linebacker and offensive tackle for the San Francisco 49ers (1950, 1953-55). His father, Clay Matthews, Jr., played 19 years at linebacker for the Cleveland Browns (1978-93) and Atlanta Falcons (1994-96), earning four Pro Bowl berths along the way. His uncle, Bruce Matthews, is a Hall of Fame offensive lineman, playing 19 seasons for the Houston Oilers/Tennessee Titans (1983-2001). His older brother, Clay Matthews III, is a four-time Pro Bowl linebacker for the Green Bay Packers. His two cousins, Kevin and Jake Matthews, have also spent time in a NFL locker room recently. Jake was selected by the Falcons in the 2014 NFL Draft (sixth overall) and Kevin is currently a free agent who previously spent time with the Titans and Redskins.

81 Jordan Matthews

Wide Receiver

6-3, 212

Vanderbilt

Rookie

Born 7/16/92 in Madison, AL

Madison Academy, Madison, AL

Acquired - D2-14 (42nd overall)



One of the most prolific receivers in SEC history, Jordan Matthews was selected by the Eagles in the second round of the 2014 NFL Draft. The Southeastern Conference's all-time leader in receptions (262) and receiving yards (3,759), Matthews earned All-America honors and first-team All-SEC recognition in both his junior and senior campaigns. As a senior in 2013, Matthews established a new SEC record with 112 catches and tied for the third-highest single-season receiving yardage total with 1,477 yards. A native of Madison, AL, he was a three-year starter at wide receiver and earned team MVP honors as a senior captain in 2009, recording 61 catches for 1,061 yards and 13 touchdowns as a wideout.

BIRDSEED

- Matthews is a cousin of Hall of Fame wide receiver Jerry Rice, the NFL's all-time leader in receptions (1,549), receiving yardage (22,895) and touchdown receptions (197). Matthews and Rice have spoken several times and a pre-draft conversation between the two wideouts sticks out most to the Vanderbilt product. "The conversation that sticks out most with me was the one that we had before the whole draft process," said Matthews. "[Rice] told me that every checkpoint that you go to, go into it like you're the best one there. Not to use a cliché, but own the moment. Really feel that there's no one there that can mess with me. With those checkpoints of course being Pro Day, Combine and then individual workouts and team interviews"
- Matthews didn't start playing football until he became the subject of some playful ribbing from his classmates in grade school. "I was getting made fun of by my friends because I played soccer," he said. "I was really good at soccer and had really good feet. I was asked to join a couple of travel teams, but I was getting made fun of by some of my best friends. So it was time to go play football. I always played football with my dad and at school in PE and was always good. I just never went out and actually joined the football team"
- During the offseason, Matthews turns his attention to skill and endurance work to stay in peak physical condition. "The stuff that I do on my own is strictly endurance and skill work. When I'm by myself, I have a hill back home that I run outside of my school. I have a training regiment that I do on a treadmill. Then just the skill work. I love going out with my guys. When I was in college, once we got through the workout week on Monday through Friday, we'd go out on Saturday and do seven-on-sevens. That's my favorite part about thing...just getting out there any playing football"

"Jordan has all the physical things that are going to allow him to be successful at the next level. The thing I'm most excited about is how driven that guy is. When your best player on your team is also your hardest-working guy, that's unbelievably valuable. And he's smart. They're going to be able to use him in a lot of different ways."

- **Former Vanderbilt head coach and current Penn State head coach James Franklin**

PERSONAL

- Was a three-year starter at wide receiver and earned team MVP honors as a senior captain at Madison Academy, recording 61 catches for 1,061 yards and 13 touchdowns as a wideout in 2009. Also notched 50 tackles and eight interceptions as a defensive back
- Named first-team 3A All-State wide receiver and All-Elite 11 by the *Huntsville Times*
- Ended his prep career with 181 receptions, 3,218 yards and 38 touchdown catches
- Was also a standout in basketball, helping the school to one state championship and three state title game appearances while garnering all-state honors as a senior
- Claims if he could trade places with one person for one day, it would be Kanye West. "That's my dude. If I could do anything with Kanye West, that would be awesome. If I could trade places with him, I'd go meet me and be like, 'Kanye, I'm you now.' That'd be great"
- Son of Roderick and Brenda Matthews and has an older brother, Justin. Roderick is a contracting specialist for the Army and Brenda is a computer engineer
- Owns a beagle named Throwback
- Has a girlfriend, Alisia. The two met on October 3, 2009 at their high school ACT Test. "You can tell how focused I was on getting a high score on the test"
- Graduated with a degree in economics

COLLEGE HIGHLIGHTS

- A four-year letterman at Vanderbilt, he finished his career as the SEC's all-time leader in receptions (262) and receiving yards (3,759), while setting a Vanderbilt record with 24 receiving touchdowns
- Earned All-America and All-SEC honors as a senior in 2013 after setting a conference record with 112 receptions, including at least five in every contest. Additionally, his 1,477 yards in 2013 ranked third in SEC history
- Garnered first-team All-SEC honors as a junior after amassing 1,323 receiving yards and eight touchdowns on 94 catches
- Led the team in receptions (41) and yards (783) as a sophomore in 2011
- Posted 15 receptions for 184 yards and four touchdowns as a true freshman in 2010

THREE-STEP DROP

Actor to play him in a movie: "Will Smith, back in his *Fresh Prince* days"

Talent he'd most like to have: To regain the ability to play the piano

Nickname: J-Matt

Guilty pleasure: Dessert

Talent he'd most like to have: "I'd be coaching. Just because I like the game so much. I like being around it. The game doesn't feel like your job. It's fun. My passion is football."

Favorite athletes growing up: Jerry Rice and Ray Allen

Favorite meal: His mom's cooking

Favorite movie: *Remember the Titans*

Favorite TV show: *NFL Top 100*

Favorite book: *Uncommon* by Tony Dungy

61 Frances Mays

Defensive End

6-9, 291

Florida A&M

Rookie

Born 12/1/90 in Bemidji, MN

Bemidji HS, Bemidji, MN

Acquired - Rookie FA (2014)



The 6-foot-9 Frances Mays signed with the Eagles as a rookie free agent during the 2014 offseason. After not playing organized sports his entire life, Mays decided to try out for football his senior year at Bemidji High School at the age of 18. He then played two years at Central Lakes Community College before earning a full scholarship to Florida A&M. A two-year letterman for the Rattlers, Mays led the team in sacks (4.0) as a senior while ranking second with 10.5 tackles for loss.

COLLEGE HIGHLIGHTS

- Appeared in 21 games for the Rattlers, finishing his career with 68 tackles, 15.5 tackles for loss and six sacks
- Led the team with four sacks as a senior defensive end and finished second on the team with 10.5 tackles for loss
- Tallied 21 tackles, five tackles for loss, two sacks and one quarterback pressure in 10 games as a junior

BETTER LATE THAN NEVER

It's not often you hear that someone who did not play organized sports their entire childhood ends up in the NFL. But that's exactly what happened with Frances Mays.

"I never played sports," said Mays. "I don't really have a good reason why, I just never did. Then when I was 18, I was a senior in high school, I figured I'd give football a shot."

Ironically, Mays says the person who first put the idea in his head was the school janitor. Said Mays: "Everybody knows him as 'Big E.' And he would always tell me with my size, it's a shame I'm not on the football team. I'm glad I listened to him."

Following high school, Mays spent two years playing football at Central Lakes Community college before earning a full scholarship to Florida A&M. Two years after that, he signed his rookie free agent contract with the Eagles. "Now that I've been playing football, I don't know how I ever did without it. I love it, love the physicality of the game, love the competition. It changed my life. It's funny how things work out sometimes," quipped Mays.

BIRDSEED

- Earned the nickname "Too Tall" at Central Lakes Community College because he couldn't fit into any of the team's jerseys. Also was called "Frank the Tank" in high school

PERSONAL

- Has a fiancée, Sarah, and a son, Drayden
- Son of Richard and Elizabeth Misco. Has one older sister and three younger brothers
- Majored in criminal justice

THREE-STEP DROP

Talent he'd most like to have: Ability to sing

Hidden talent: Has played the guitar since he was 7 years old. "I can play anything with strings," said Mays.

Actor that would play him in a movie: Jon Heder

Favorite athlete growing up: Jared Allen

First job: Worked as a line cook at Chase on the Lake resort in Walker, MN

Most played artist on his iPod: Rick Ross

Meal: Seafood

Movie: All the *Star Wars* movies

TV Show: *Breaking Bad*

25 LeSean McCoy

Running Back

5-11, 208

Pittsburgh

6th year

Born 7/12/88 in Harrisburg, PA

Bishop McDevitt, Harrisburg, PA

Acquired - D2-09 (53rd overall)



Pro Bowls: 2011, 2013



A shifty back with excellent vision and big-play ability, LeSean McCoy continues to be one of the most explosive and versatile offensive weapons in the NFL, earning first-team All-Pro and Pro Bowl honors in 2013 while leading the league in rushing and yards from scrimmage. McCoy, who is signed through 2017, is a two-time All-Pro and Pro Bowl honoree. Originally a 2nd round draft choice out of Pittsburgh, McCoy made an immediate impact during his rookie season in 2009, setting the franchise rookie record in yards

CAREER HIGHLIGHTS

- Since becoming a full-time starter in 2010, leads the NFL in yards from scrimmage (6,665) and ranks 2nd to Adrian Peterson (5,631) in rushing yards with 4,836
- Joined Peterson as the only two-time winners of the FedEx Ground NFL player of the year as he captured that award following the 2011 and 2013 seasons ... earned FedEx Ground NFL player of the week honors six times during his career
- Became the 4th Eagle with three 1,000-yard rushing campaigns, joining Wilbert Montgomery, Ricky Watters and Duce Staley (three apiece)

EAGLES ALL-TIME LEADING RUSHERS

Wilbert Montgomery	6,538 (100 games)
Brian Westbrook	5,995 (107 games)
Steve Van Buren	5,860 (83 games)
LeSean McCoy	5,473 (74 games)
Duce Staley	4,807 (98 games)



EAGLES ALL-TIME LEADERS IN YARDS FROM SCRIMMAGE

Brian Westbrook	9,785 (2002-09)
Harold Carmichael	9,042 (1971-83)
Wilbert Montgomery	8,985 (1977-84)
LeSean McCoy	7,600 (2009-)
Pete Retzlaff	7,408 (1956-66)



SHADY'S TEAM RECORDS

- 1,607 - Most rushing yards in a season (2013)**
- 2,146 - Most scrimmage yards in a season (2013)**
- 217 - Most rushing yards in a game (12/8/13 vs. Detroit)**
- 20 - Most touchdowns in a season (2011)**
- 17 - Most rushing touchdowns in a season (2011)**
- 9 - Most consecutive games with a touchdown (2011)**
- 637 - Most rushing yards as a rookie (2009)**
- 4 - Most 150+ yard rushing games in a season (2013)**
- 3 - Tied for most rushing touchdowns in a game (twice)**



- In 2013, became the first Eagle to lead the NFL in rushing and scrimmage yards since Steve Van Buren did so in 1947
- Ranks in the top five in team annals in 100-yard games (19, 3rd) rushing average (4.76, 3rd), rushing touchdowns (39, 3rd) and rushing attempts (1,149, 5th)
- Earned first-team All-Pro and Pro Bowl honors in 2011 and in 2013 ... received NFC Offensive Player of the Year honors from the NFL 101 Awards in 2013 ... named 2014 John Wanamaker Award winner that honors the athlete that has done the most to reflect credit upon Philadelphia and to the team or sport in which they excel

THREE-STEP DROP

Favorite movie: *The Dark Knight*

Favorite TV show: *Martin*

Favorite singers: Keyshia Cole and Beyonce

Favorite actors: Will Smith and Denzel Washington

Favorite Teams/Athletes Growing Up: Miami Hurricanes football, NY Yankees, Allen Iverson, Barry Sanders

Favorite App: Twitter

Pregame ritual: Talk to family, pray, do 100 pushups and situps

Best part about living in Philly: Fans

Nickname: Shady

BIRDSEED

- On pace to shatter the state's rushing record during his senior season at Bishop McDevitt HS, McCoy suffered a compound ankle fracture during the 4th game and was sidelined for the season. "I felt like I was on top of the world," McCoy said. "Then at the very next moment I lost it all." After a year of prep school in Milford Academy in New York, McCoy was given a chance to play Division I football by Pittsburgh coach Dave Wannstedt
- Nicknamed "Shady" by his mother. "My mom said I was a shady baby. One minute I'd be smiling, the next I'd be shy."
- Claims his older brother, LeRon, is his biggest role model. "Just the way he handled himself. He set the bar high for me. He played for the (Arizona) Cardinals and a couple of other teams (49ers and Texans). He was not really recruited out of high school but he went to a Division II school and made it out."
- Had his jersey #20 retired by Bishop McDevitt High School
- Credits former Eagle teammate Brian Westbrook with his development. "B. West has been a major influence on me. He taught me how to be a professional and how to prepare every week to be successful. You have to be able to treat it like a job because there are so many things you need to do to get ready for the games."
- Claims the best advice he ever received was from his mother who told him, "Tomorrow is never promised, and don't take anything for granted."
- Would like to be a football analyst once his playing days are over
- McCoy on twitter: @CutonDime25



SHADES OF GREATNESS - THE LESHAN MCCOY FOUNDATION

Inspired by his grandmother, Mary Branch, who passed away from ALS in 2010, McCoy hosts many events in the Philadelphia and Harrisburg communities to raise money for ALS research. The work is done through his foundation, Shades of Greatness. More information can be found on LeSeanMcCoy.com/foundation





DASHING THROUGH THE SNOW

Despite playing in eight inches of snow, McCoy set an Eagles franchise record with 217 yards on the ground, including TD runs of 57 and 40 yards in the fourth quarter vs. Detroit (12/8/13). McCoy's 217 yards broke the team record previously held by Steve Van Buren, who rushed for 205 yards on 11/27/49 vs. Pittsburgh.



As a result, McCoy had his jersey, cleats and gloves from the game sent to the Pro Football Hall of Fame in Canton, OH.

DUAL THREATS



Since 2011, only two NFL running backs have posted 150+ catches and 8+ receiving touchdowns. They are now teammates.

Sproules: 232 catches, 16 TDs
McCoy: 154 catches, 8 TDs



PLAYER OF THE WEEK/MONTH AWARDS



NFC Offensive POM
NFC Offensive POW
NFC Offensive POW

December, 2013
Dec. 22, 2013 vs. CHI
Oct. 30, 2011 vs. DAL



McCoy holds an NFL record with seven-career fourth-quarter touchdown runs of 40-plus yards

2013 HIGHLIGHTS

- A first-team All-Pro and Pro Bowl selection, led the NFL in rushing yards (1,607), scrimmage yards (2,146) and rushes of 10+ yards (47). Became first Eagle to lead the NFL in rushing and scrimmage yards since Steve Van Buren did so in 1947
- Ran for a franchise-best 1,607 yards, surpassing the team record previously held by Wilbert Montgomery (1,512 yards in 1979)
- Broke Brian Westbrook's franchise record (2,104 in 2007) of yards from scrimmage with 2,146 total yards
- Rushed for 150+ yards in a franchise-high four games in 2013, while no other rusher in the NFL did so more than once
- Became the first Eagles running back to earn NFC Offensive Player of the Month honors (December)
- Earned the 2014 John Wanamaker Award for his performance in 2013. The award recognizes the athlete, team or organization that has done the most to reflect credit upon Philadelphia and to the team or sport in which they excel
- Received NFC Offensive Player of the Year honors from NFL 101 Awards based in Kansas City
- Scored his first-career postseason touchdown, bruising into the end zone from one-yard out vs. NO (1/4)
- Recorded his 11th touchdown, and second through the air, after taking a Nick Foles pass into the end zone for a three-yard score at Dal. (12/29). Finished the game with 131 yards rushing, his seventh game of 100-plus yards in 2013
- Garnered NFC Offensive Player of the Week honors after rushing for 133 yards and two touchdowns vs. Chi. (12/22)
- Reached the end zone twice vs. Was. (11/17), the 10th multi-touchdown game of his career. Also notched 150 total yards (77 rushing and 73 receiving), while surpassing the 1,000-yard mark for the 3rd time in his career and 18th time in team history
- Tallied 155 yards on the ground at GB (11/10)
- Took a short pass from Nick Foles 25 yards for a touchdown in the third quarter at Oak. (11/3)

- Tallied 171 total yards from scrimmage, including 116 yards on the ground, at TB (10/13)
- Bruised his way into the end zone on a one-yard touchdown run in the second quarter at NYG (10/6)
- Logged 158 yards rushing on 20 carries, including a 41-yard touchdown run in the fourth quarter, vs. KC (9/19)
- Recorded a career-best 114 yards receiving on five catches, including a career-long 70 yard catch-and-run vs. SD (9.15). Also logged 53 yards on 11 carries
- Named the NFL's "FedEx Ground Player of the Week" after leading the league with 184 yards rushing, including a shifty 34-yard touchdown rush, on a career-high 31 carries in at Was. (9/9)

PERSONAL

- Has one son, LeSean, Jr., and resides in South Jersey
- Son of Daphne and Ron McCoy ... has an older brother, LeRon, who played in the NFL and a younger brother, Chris Henderson, played defensive tackle for Milford Academy
- Finished his career at Bishop McDevitt (Harrisburg, PA) as the state's ninth all-time leading rusher with 6,640 yards and 75 TDs. He was twice named to the AP Pennsylvania Class AAAA All-State first-team, winning player of the year honors as a junior
- Remains good friends with former Eagles RB Ricky Watters, as the two both attended Bishop McDevitt HS in Harrisburg, PA. "I've learned a lot from Ricky. Probably the biggest thing he taught me was how to separate football from all the potential distractions. At this level, you have to be able to do that."

"He's a modern day Barry Sanders. I haven't seen a guy like that probably since him. He just stands in one spot and moves his feet side to side and everybody just falling off him, and he'll go. You can't guess with that guy, because if you get out of your gap, he's right back where you were just standing. You've seen your Marshall Faulks, and those guys, these Hall of Famers. That's who he's on his way to be."

- Bucs DT Gerald McCoy on LeSean McCoy

25 LeSean McCoy



2013 GAME-BY-GAME STATISTICS

Date	Opp.	W/L	P/S	RUSHING					RECEIVING					TYS
				Att	Yd	Avg	Lg	TD	No	Yd	Avg	Lg	TD	
Sep 9	at Was	W	1/1	31	184	5.9	34	1	1	5	5.0	5	0	189
Sep 15	SD	L	1/1	11	53	4.8	17	0	5	114	22.8	70	0	167
Sep 19	KC	L	1/1	20	158	7.9	41t	1	0	0	0.0	0	0	158
Sep 29	at Den	L	1/1	16	73	4.6	15	0	1	21	21.0	21	0	94
Oct 6	at NYG	W	1/1	20	46	2.3	17	1	6	46	7.7	12	0	92
Oct 13	at TB	W	1/1	25	116	4.6	19	0	2	55	27.5	44	0	171
Oct 20	Dal	L	1/1	18	55	3.1	10	0	6	26	4.3	12	0	81
Oct 27	NYG	L	1/1	15	48	3.2	9	0	4	17	4.3	7	0	65
Nov 3	at Oak	W	1/1	12	44	3.7	17	0	4	36	9.0	25t	1	80
Nov 10	at GB	W	1/1	25	155	6.2	30	0	1	6	6.0	6	0	161
Nov 17	Was	W	1/1	20	77	3.9	16	2	4	73	18.3	49	0	150
Dec 1	Ari	W	1/1	19	79	4.2	19	0	5	36	7.2	19	0	115
Dec 8	Det	W	1/1	29	217	7.5	57t	2	1	4	4.0	4	0	221
Dec 15	at Min	L	1/1	8	38	4.8	16	0	5	68	13.6	24	0	106
Dec 22	Chi	W	1/1	18	133	7.4	19	2	6	29	4.8	16	0	162
Dec 29	at Dal	W	1/1	27	131	4.9	20	0	1	3	3.0	3t	1	134
Totals			16/16	314	1607	5.1	57t	9	52	539	10.4	70	2	2146
Playoffs														
Jan 4	NO	L	1/1	21	77	3.7	11	1	4	15	3.8	7	0	92
Totals			1/1	21	77	3.7	11	1	4	15	3.8	7	0	92

McCOY'S CAREER STATISTICS

Year	Team	GP/GS	RUSHING					RECEIVING				
			Att	Yds	Avg	Lg	TD	No	Yds	Avg	Lg	TD
2009	Phil.	16/4	155	637	4.1	66t	4	40	308	7.7	45	0
2010	Phil.	15/13	207	1080	5.2	62	7	78	592	7.6	40	2
2011	Phil.	15/15	273	1309	4.8	60	17	48	315	6.6	26	3
2012	Phil.	12/12	200	840	4.2	34	2	54	373	6.9	36	3
2013	Phil.	16/16	314	1607	5.1	57t	9	52	539	10.4	70	2
Totals		74/60	1149	5473	4.8	66t	39	272	2127	7.8	70	10
PLAYOFFS												
2009	Phil.	1/0	5	24	4.8	14	0	1	9	9.0	9	0
2010	Phil.	1/1	12	46	3.9	9	0	4	36	9.0	16	0
2013	Phil.	1/1	21	77	3.7	11	1	4	15	3.8	7	0
TOTALS		3/2	38	147	3.9	14	1	9	60	6.7	16	0

ADDITIONAL STATISTICS:

FUMBLES/LOST: (10/7) - 2009 (2/1), 2010 (2/1), 2011 (1/1), 2012 (4/3), 2013 (1/1) **PLAYOFFS:** 2010 (1/0)

TWO-POINT CONVERSIONS: (1) - 2009 (pass from McNabb)

100-YARD RUSHING GAMES (19)

Yards	Date	Opponent	Att.	TDs
217	12/8/13	vs. Det. (W)	29	2
185	10/30/11	vs. Dal. (W)	30	2
184	9/9/13	at Was. (W)	31	1
158	9/19/13	vs. KC (L)	20	1
155	11/10/13	at GB (W)	25	0
149	12/12/10	at Dal. (W)	16	0
133	12/22/13	vs. Chi. (W)	18	2
131	12/29/13	at Dal. (W)	27	0
128	9/25/11	vs. NYG (L)	24	1
126	10/16/11	at Was. (W)	28	1
123	9/30/12	vs. NYG (W)	23	0
122	9/11/11	at StL (W)	15	1
120	9/19/10	at Det. (W)	16	3
119	11/5/12	at NO (L)	19	0
116	10/13/13	at TB (W)	25	0
113	11/20/11	at NYG (W)	23	0
111	11/21/10	vs. NYG (W)	14	1
110	9/9/12	at Cle. (W)	20	0
102	12/18/11	vs. NYJ (W)	18	3

100-YARD RECEIVING GAMES (2)

Yards	Date	Opponent	Rec.	TDs
114	9/15/13	vs. SD (L)	5	0
110	10/3/10	vs. Was. (L)	12	0

MULTI-TOUCHDOWN GAMES (12)

Date	Opponent	Rush TDs	Rec. TDs	Total
12/18/11	vs. NYJ (W)	3	0	3
9/19/10	at Det. (W)	3	0	3
12/22/13	vs. Chi. (W)	2	0	2
12/8/13	vs. Det. (W)	2	0	2
11/17/13	vs. Was. (W)	2	0	2
10/28/12	vs. Atl. (L)	1	1	2
12/11/11	at Mia. (W)	2	0	2
12/1/11	at Sea. (L)	1	1	2
10/30/11	vs. Dal. (W)	2	0	2
9/18/11	at Atl. (L)	2	0	2
9/11/11	at StL (W)	1	1	2
12/2/10	vs. Hou. (W)	1	1	2

CAREER HIGHS

Rush atts	31	(9/9/13 at Was.)	Recepts	12	(10/3/10 vs. Was.)	Touches	32	(2x - 9/9/13 at Was.)
Rush yards	217	(12/8/13 vs. Det.)	Rec. yds	114	(9/15/13 vs. SD)	Scrim yds	221	(12/8/13 vs. Det.)
Rush Lg	66t	(11/1/09 vs. NYG)	Rec. Lg	70	(9/15/13 vs. SD)	Scrim TDs	3	(3x - 12/18/11 vs. NYJ)
Rush TDs	3	(2x - 12/18/11 vs. NYJ)	Rec. TDs	1	(10x - 12/29/13 at Dal.)			

Center
6-1, 290
Michigan
2nd year
Born 12/15/88 in Palos Hills, IL
Lemont Township HS, Lemont, IL
Acquired - FA 2014



Originally a seventh-round draft selection of San Diego in 2012, David Molk signed as a free agent with the Eagles during the 2014 offseason after spending the previous season out of football. A four-year starter at the University of Michigan, Molk appeared in 12 games as a reserve lineman for the Chargers during his rookie campaign but was released as part of the team's final roster cut-down the following season. Molk earned the 2011 Big Ten Conference Rimington-Pace Offensive Lineman of the Year Award after helping Michigan rank second in the conference and 13th nationally in rushing as a senior.

BIRDSEED

- During warmups of the 2012 Sugar Bowl, Molk felt a pop in his foot and, under the direction of the Michigan coaching staff, did not start the contest. However, after seeing the offense struggle on the first series of the game in part to a couple of errant snaps, Molk inserted himself into the game and didn't miss a snap for the remainder of the contest, helping the Wolverines rally to a 23-20 victory over Virginia Tech
- **Favorite thing about playing football:** "It truly is a test of will, fortitude, strength, speed. It's a one-on-one matchup and battle and it's all happening at one time. Every play is something different -- a different scenario and a different situation. With football, it's one thing that's ever-changing, so you never really get to the point where you are beating everyone at everything because there's always some guy or some scheme or blitz that you have to pick up and adapt to."
- **Favorite personal moment in sports growing up:** "My favorite personal moment in sports was when I was in eighth grade. We were driving down the field and I was on the offensive line at the time. The running back tailed off at the end of a run at the two-yard line. I got put in at running back to finish the drive and, obviously, I had no idea what I was doing. But I made it in and the best part about it was I was then able to take that ball and I ran it up to my mom and that was the last game she ever saw."

IN THE TRENCHES

- **Underrated attribute needed to be a successful offensive lineman:** "Speed. Most people think of an offensive lineman as a big, fat slug that grabs someone and pushes them. They don't realize how much footwork and agility and balance it takes."
- **Most challenging aspect of playing o-line:** "I'd say the most challenging thing about being an offensive lineman is the ability to maintain a certain amount of strength, especially with the way that I play at my size. How I've survived is I've always had to be stronger, faster and more balanced than anyone that I play against just to be there and then I have to be a step ahead and know what they're doing before they do it and anticipate everything so I can come out ahead."
- **Biggest influence on his football career:** "Training-wise, the reason why I know so much about weightlifting and strength training is a man named Mike Barwis. He was my strength coach in college and he's the 'God of Lifting' -- an absolute genius. It wasn't just a strength coach saying, 'Oh, just do this because I said so.' He'll tell you the scientific reason and neurological pathway reason why that exercise translates to this which makes this

happen on the field. It was amazing."

PERSONAL

- Was a team captain and four-year starter at Lemont Township (IL) High School, where he earned first-team all-state honors as a senior
- Garnered all-area and All-Suburban Prairie Conference honors twice during his high school career
- Also threw shotput in high school and holds the school's record for longest throw
- Son of Tom and the late Gail Molk. Tom owns his own business selling electric heating
- **Claims his father as the biggest influence in his life:** "He's a guy that worked for his dad when he was really young. Didn't go to college. At 19, he started his own business and grew it to where it is now. He's doing very well for himself and it's all off of hard work and dedication. That's how I want to live my life."
- Graduated with a degree in sports management

COLLEGE HIGHLIGHTS

- A four-year starter at the University of Michigan and two-time All-Big Ten selection, he earned the 2011 Big Ten Conference Rimington-Pace Offensive Lineman of the Year Award as a senior after helping Michigan rank second in the conference and 13th in the nation in rushing in 2011 as the Wolverines had two 1,000-yard rushers in the same season for the first time since 1975
- Garnered first-team All-America honors in 2011 and won the 2011 Rimington Award as the nation's best center, becoming just the second Michigan player to win the award
- Started 41 career games for the Wolverines from 2008-11 after redshirting in 2007
- Was the co-winner of the Hugh R. Rader Memorial Award as the team's top offensive lineman in 2010 after starting all 13 games as the team set a school record for total offensive yards (6,011)
- Earned the team's sophomore award for toughness and work ethic during Michigan's spring drills in 2009

INJURY HISTORY

- Injured his thumb vs. Cin. (12/2/12) and was placed on Injured Reserve on 12/4/12

THREE-STEP DROP

Hobbies: Recently picked up golfing
Talent he'd most like to have: The ability to dance
First job: Cleaned a local gymnasium for \$5 an hour when he was 15
TV show: *Top Gear*
Meal: Giordano's Deep Dish Pizza in Chicago
First football team: The Hornets in seventh grade
What he'd be doing if not in football: Pursuing a career in business

CAREER SERVICE

YEAR	TEAM	GP/GS
2012	SD	12/0
Totals		12/0

Wide Receiver

6-7, 239

Boston College

1st year

Born 10/23/89 in Greenlawn, NY

Elwood-John H. Glenn HS, Elwood, NY

Acquired - FA 2014



After spending the entirety of the 2013 offseason with the Eagles before being released as part of the team's final roster cutdown, Ifeanyi Momah (pronounced uh-FAH-nee MOE-ma) re-signed with Philadelphia during the 2014 offseason. A standout receiver at Boston College, Momah recorded a career-high 8 receptions for 171 yards in the season opener of his senior campaign in 2011 before suffering a knee injury that ultimately kept him out of football for the next two years. The Greenlawn, NY, native earned all-state honors as a senior wide receiver and defensive end at Elwood-John H. Glenn High School, while also competing on the school's basketball and track teams.

BIRDSEED

- Aside from his demanding role as a D-I student-athlete, Momah found time to serve as a freshman orientation leader while at Boston College. Each week he would be assigned nearly 80 students where his job was to introduce them to the school and college life. In fact, part of the program required him to act out skits on stage in front of the group. Momah claims that he still keeps in touch with many of his former pupils
- As a senior at Boston College, Momah was a top executive for his institution's Uplifting Athletes chapter. The national nonprofit's goal is to align college football with rare diseases. Momah was a class below teammate, Mark Herzlich, who missed the entire 2009 season due to Ewing's sarcoma, a rare form of bone cancer. Momah is still very active with the BC chapter
- Is hoping to become the first 6-7 wide receiver to play for the Eagles since the one and only, Harold Carmichael. "I always knew about Harold growing up since we were kind of the same unique body-type at receiver," said Ifeanyi. "When I met him on my visit here at the Eagles, I sat back and just thought, 'Wow, this is amazing.' I'm just glad that he's here, hopefully I'll be able to pick his brain."

PERSONAL

- Prior to every game and even before some practices, he prays and reads the Bible verse Philippians 4:13
- An underrated attribute needed at the wide receiver position, according to Momah, is mental toughness. "You'll go strong for eight plays in a row and people just expect you to keep going. There's much more to it than that. You need to push yourself every play, but at the same time, you need the mental fortitude to do so."

KNOWING YOUR ROOTS

Ifeanyi's parents, Nathan and Gloria, grew up in the same neighborhood in Nigeria and immigrated to the United States as a couple when they were teenagers so they could attend college. Nathan is now a professional engineer and Gloria is a nurse. "I have a lot of family in Nigeria and I've been there a bunch of times," said Ifeanyi. "It puts everything in perspective when I visit, just how lucky I am."

Momah's grandmother, Mabel, often visits them in the US and brings back clothing to donate back in Nigeria. Said Ifeanyi: "Our family is always trying to help out the best we can. It's the right thing to do."

- If he could have dinner with one person in the world, it would be Jean-Michel Basquiat. A famous musical artist who passed away in the late '80s, Basquiat has been referenced in songs by many popular musicians such as Jay-Z and J. Cole
- Enjoys sampling all different types of food, with Brazilian cuisine being his favorite
- Would pursue a job in finance if he were not playing football
- Earned All-State Class B first-team honors as a senior wide receiver at Elwood-John H. Glenn High School. Also gained All-Long Island honors
- A team captain as a senior, recorded 47 receptions for 872 yards and seven touchdowns while capturing the Dragon Award as the top wide receiver in Suffolk County
- Also excelled on the defensive side of the ball, totaling 78 tackles as a defensive end, while adding 12 tackles for loss, four sacks, two forced fumbles and one fumble recovery
- Was a member of the school's basketball and track teams
- Is the youngest of four children. His older brother, Onyi, played fullback at Hofstra and spent time with the Buffalo Bills and Cincinnati Bengals during their training camps
- Earned his degree with a double major in communications and economics and is currently working on his master's in economics

COLLEGE HIGHLIGHTS

- Hauled in 39 passes for 629 yards and six touchdowns over four seasons at Boston College
- Named one of four co-captains prior to his senior season
- Led the team in receptions with eight en route to setting a career-best and game-high 171 receiving yards before injuring his knee in the opener against Northwestern. He would miss the remainder of the season with a left knee injury
- Started all 13 games as a redshirt junior and finished third on the team with 19 receptions for 296 yards and three touchdowns
- Also saw time as a defensive end in third-and-long situations as a redshirt junior
- Redshirted during the 2009 season due to an injury
- Caught 11 passes for 149 yards and ranked second on the team with three touchdowns. Also added a blocked punt on special teams
- Saw action as a true freshman in 2007

THREE-STEP DROP

Nicknames: Stretch, Mo, E

Talent he'd most like to have: Ability to sing

Person he'd trade places with for a day: Kevin Garnett

Favorite moment in sports growing up: First TD caught in college against Georgia Tech

Bucket list: Travel to Europe

Hobbies: Reading, learning to play guitar

Actor that would play him in a movie: Will Smith

Meal: Cheeseburgers

Most played artist on iPod: Dave Koz

Movie: *Paid in Full*

TV show: *Martin*

Quote: "I can do all things through Christ who strengthens me." - Philippians 4:13

App: Scramble

Person to follow on Twitter: Kevin Hart

33 Davon Morgan

Defensive Back

6-0, 189

Virginia Tech

1st year

Born 1/28/89 in Richmond, VA

Varina HS, Richmond, VA

Acquired - FA (2014)



A former rookie free agent signing of the New York Jets in 2011, Davon Morgan signed with the Eagles in the 2014 offseason after serving on a tryout basis during the team's rookie minicamp. Morgan spent last season playing for the Richmond Raiders of the Professional Indoor Football League, finishing third in the league in pass breakups and fourth in tackles. He earned second-team ACC honors as a senior safety at Virginia Tech.

BIRDSEED

- After going undrafted in 2011, Morgan was signed by the New York Jets as a rookie free agent. Due to the NFL lockout that year, the short amount of time he had was, unfortunately, not enough and Morgan was released following the team's final preseason game. His refusal to give up on his NFL dream ultimately led him to the Richmond Raiders of the Professional Indoor Football League. After thriving in his role, Morgan reached out to his alma mater and participated in Virginia Tech's pro day in 2014. His performance earned him an invite to the Eagles' rookie minicamp where he impressed the coaching staff and made the team. Said Morgan on his perseverance, "My motivation has always been high. You're the author of your own book, so it's up to you to write how it starts and finishes."

PERSONAL

- Favorite personal moment in sports growing up was being a three-time ACC champion at Virginia Tech (2007-08, '10)
- Enjoyed watching the likes of Michael Vick, Deion Sanders, Sean Taylor and Barry Sanders growing up
- According to Morgan, an underrated attribute needed as a defensive back is the ability to have a clear mind. "You're going to get beat at times, but it's all about how you respond back. You have to forget about the last play and set your focus on the next one."

LENDING A HELPING HAND

As busy as life is for a NFL athlete, Davon still finds time to give back to the community. As a qualified mental health professional for the Youth Development Counseling Agency, he helps inner city kids reach their full potential by teaching them essential life principles. He is also involved with B.A.P (Bless All People), a charitable foundation that was launched by former Hokie teammate and current Eagles teammate, Roc Carmichael. Its mission is to help feed homeless women on Thanksgiving in Washington D.C. while also donating coats to those in need. "I believe my calling in life is to help people," says Morgan. "I want to be there physically, emotionally and financially for anyone who needs it."

- Earned All-America honors as a quarterback and free safety at Varina High School despite playing in just four games due to a broken leg

- Posted nine interceptions, including three returned for touchdowns as a junior, while throwing for 1,402 yards and 20 touchdowns and rushing for 505 yards and seven scores

- Son of Cynthia Morgan. Was raised by his great-grandmother, Daisy Williams, and his grandmother, Mary Barlow
- Has a younger brother, Tyrell
- Earned his degree in human development

COLLEGE HIGHLIGHTS

- Earned second-team ACC honors as a senior in 2010 after finishing second on the team in interceptions (5) and tackles (76). Also blocked a kick
- Started in every game as a junior in 2009, recording 47 tackles, 2.5 tackles for a loss and 1.5 sacks
- Earned the starting safety job as a sophomore in 2008 and played in five games before suffering a knee injury that kept him sidelined for the remainder of the year
- As a true freshman, saw action in nine games as a reserve safety and special teams player

THREE-STEP DROP

Dinner guest: Great-grandmom

Trade places with for a day: His late father, David Green

Actor that would play him in a movie: De'Aundre Bonds

Hobbies: Spending time with his family

Talent he would like to have: Artist

TV Show: *Martin*

Musical group: Trill Fam

Loves most about Philly: "Reminds me of home."

Philly restaurant: Chickie's and Pete's

Place to visit: Blacksburg, VA

84 Will Murphy

Wide Receiver

6-2, 200

Oregon

1st year

Born 5/15/90 in Albany, OR

West Albany HS, Albany OR

Acquired - Rookie FA (2013)



A former walk-on at Oregon under Chip Kelly, Will Murphy signed to the Eagles practice squad prior to Week 4 after spending training camp with the team in 2013. Murphy, who began his collegiate career as a member of the scout team as a freshman, worked his way up from being a second-year walk-on to becoming a contributor on offense as a senior in 2012. In three seasons at Oregon, he totaled 240 receiving yards and one touchdown in 30 games.

BIRDSEED

- Credits his former position coach and current Oregon offensive coordinator Scott Frost as the biggest influence on his career. Frost quarterbacked the University of Nebraska to the 1997 national championship and spent six seasons in the NFL before beginning his coaching career in 2002 at his alma mater. He joined the Ducks in 2009 as the wide receivers coach, where he helped tutor Murphy. "Coach Frost helped my mental approach to the game," said Murphy. "Being a walk-on was pretty tough. He kept me motivated and kept it positive for me. If it wasn't for him, I might have quit."

WALK-ON WARRIOR

Murphy has taken an unlikely path to the NFL after initially beginning his collegiate career as a walk-on at Oregon. After redshirting his freshman year, Murphy recorded two catches for 42 yards in the Ducks spring game in 2009 and was rewarded with a scholarship later that spring.



His continuous hard work began to pay off as he appeared in seven games as a red-shirt sophomore before becoming a major part of the Ducks' wide receiving core in his last two years on campus, culminating in a starting role during his senior season.

"The great thing about this game is you get out of it exactly what you put into it," said Eagles head coach Chip Kelly in 2011. "You can't fake it. Will is a great example of that."



- **Most underrated part of playing receiver:** "I think for receivers, getting that extra block is the most important thing," Murphy claims. "It's easy to block the corner, but if you can get to the second level and just barely get a hand on a guy, that's the difference between 15 yards and a touchdown. I think that's overlooked."

COLLEGE HIGHLIGHTS

- In three seasons as an active member of the Oregon football squad, played in 30 career games and registered 240 receiving yards on 24 receptions in addition to one touchdown
- Appeared in all 13 games as a senior in 2012, ending the season with career-highs in receiving yards (181) and receptions (19) while hauling in his first-career touchdown
- As a junior in 2011, saw action in 10 games and tallied 37 yards on three receptions
- In his first season as an active member of the roster, posted 22 yards on two catches as a sophomore in 2010
- Was a member of the scout team as a redshirt freshman in 2008

PERSONAL

- A first-team all-conference and first-team all-state selection as a wide receiver and cornerback at West Albany HS, helped lead the program to a 5A state championship as a senior
- Also lettered in basketball and baseball
- **Most memorable moment in sports growing up:** First in-game dunk as a sophomore in high school
- **Favorite part of playing football:** "I like it because you can challenge yourself every day and you get out of it what you put into it."
- **Unique training method:** "[Oregon strength and conditioning coach Jim] Radcliffe at Oregon got us to do a lot of barefoot running and that's something that I've picked up. It helps a lot with ankle mechanics and helps build strength in your feet."
- **Greatest love other than football:** "Fishing. That's my first real love. When I got free time, that was always what I wanted to do -- go fishing with my grandpa."
- Son of Mark and Kristi Murphy and has a yellow lab named Max
- Has one brother, Andrew, and one sister, Sara
- Part of a lineage of former Oregon student-athletes as his father, Mark, played baseball and brother, Andrew, played football
- Majored in sociology and minored in business
- Follow Murphy on Twitter: @WillMurphy89

THREE-STEP DROP



Favorite teams/athletes growing up:

Seattle Seahawks/Jerry Rice, Cris Carter, Barry Sanders

Favorite athletes to watch today: Wes

Welker. "He's a former walk-on guy Everybody wrote him off his whole career and now he's catching as many balls as anybody. I think that's a great motivator."

Actor that would play him in a movie:

Mark Wahlberg

Would like to have dinner with: Jerry

Rice

Talent he'd most like to have: The ability to play the guitar

Bucket list: Watch the Masters in Augusta, GA

Quote: "Go confidently in the direction of your dreams." -- Henry David Thoreau

Favorite genre of music: Classic rock

Favorite movie: *Black Sheep*, *Tommy Boy*

Favorite TV show: *Modern Family*

THE KELLY CONNECTION

After playing under Chip Kelly at the University of Oregon, Murphy was very excited to receive a phone call from his former coach prior to the team's rookie camp in May.

"It was pretty funny because I hadn't really sat down with him and talked one-on-one ever really at Oregon," Murphy recalled. "So, when he called, he said, 'We liked your pro day, we've been watching your film and we're going to give you a shot.' It was pretty short and to the point, but it was exciting for sure."



71 Jason Peters

Tackle

6-4, 328

Arkansas

11th year

Born 1/22/82 in Queen City, TX

Queen City HS, Queen City, TX

Acquired - Trade (Buf) 2009



Pro Bowls: 2007, 2008, 2009, 2010, 2011, 2013

In 2000, he was a redshirt defensive lineman in college, laboring on Arkansas' scout team. In 2004, he was a rookie free agent tight end just looking for playing time in Buffalo. Now, he is a six-time Pro Bowl and five-time All Pro offensive tackle who is building his resume for a spot in the Pro Football Hall of Fame. In between is the remarkable story of Jason Peters, who is regarded by many experts as the best left tackle in the game, and who has anchored the Eagles o-line since being acquired in a trade from Buffalo in 2009. Peters was rewarded with a five-year contract following the 2013 season that will keep the tackle in Philadelphia through 2018.

BIRDSEED

- Originally signed with the Buffalo Bills in 2004 as a rookie free agent tight end with a signing bonus of \$5,000.
- Credits former Bills coach Mike Mularkey for his career-changing switch from tight end to offensive tackle in 2005. "Offensive line was one of our weak points at that point and I just remember wanting to get on the field any way I could. Coach Mularkey told me about it and Mouse (offensive line coach Jim McNally) and I got to work."
- Owns a business in Shreveport, LA, named Greedy Boy Customs. "We do custom car work or on really anything with wheels," said Peters. "We've actually done work on a few golf carts." ... Thanks to his grandfather, Dallas Wiggins, buying and restoring cars has been a passion in Jason's life. "He used to take all these old cars and fix them up. When I was little I was always hanging around watching him and my uncle, and I got hooked"
- Owns anywhere from 10-15 cars and loves taking the time to get dirty under the hood to fix them up. His prized possession, though, is a **PS Freightliner** "I use it to tow my camper and my other cars. I taught myself how to drive it."
- Went undrafted despite an impressive workout at the NFL scouting combine, including a 4.8 time in the 40-yard dash. Credits the draft-day snub with giving him extra motivation. "I've always been a hard worker, but I started working even harder when I didn't get drafted. I just kind of put it all on myself, I put it on my shoulders and decided to get it done."
- Started a collection of **Jordans** in 2006 and now has a collection of over 2,500 that he neatly displays in one closet in his home. His personal favorites are the "black and red 13's"



CAREER HIGHLIGHTS

- With his sixth overall Pro Bowl nomination and fourth as an Eagle in 2013, Peters has garnered the second-most Pro Bowl nominations by an offensive lineman in team history behind Chuck Bednarik (8) who did so as a two-way player at center and linebacker

- Earned Pro Bowl honors in 5 consecutive seasons (2007-11) and All-Pro honors following the 2007, '08, '10, '11, and '13 campaigns
- Joined Frank "Bucko" Kilroy (1953-55) as the only two offensive linemen in franchise history to earn a Pro Bowl berth in 3 consecutive years
- Since Peters' first Pro Bowl selection in 2007, only Cleveland's Joe Thomas (seven) has been selected to as many Pro Bowls as a tackle
- Scored two career TDs. Blocked a punt and recovered it in the end zone (12/19/04 at Cin.) and caught JP Losman's first career TD pass (9/11/05 vs. Hou.)

QUOTES

- NBC Sunday Night Football analyst Cris Collinsworth on Peters:** "To get a big guy playing tackle that can pass protect like he does and work his way down the field, God didn't create many people like him."
- Evan Mathis on Peters:** "To be that big and be as athletic as he is, it's unbelievable. To sum him up as an athlete, he's light on his feet. To say someone who's what, 345-350 pounds, is light on his feet is really not something you ever hear. But he can move."
- Redskins DE Jason Hatcher:** "First of all, he's big. He's like 340 and he's quick as a cat man...He's just one of those left tackles that will probably go down in the category with Walter Jones."

THREE-STEP DROP

Favorite Movie: *Coming to America*

Favorite Teams/Players Growing Up: Buffalo Bills, Texas Rangers, and Bruce Smith

Favorite restaurant in Philadelphia: Capital Grille and Del Frisco's

Favorite Meal: Anything that my mom cooks up

First Job: Working the grill at Wendy's in Atlanta, TX. After practice, I would ride 3 miles on my bike to work and made \$140/week

Favorite TV Show: Anything on the ID Network

Funniest Eagle: Trent Cole and it's not even by design

Hobbies: Dominoes, fishing, camping in Texas, and DJing

Favorite Sandwich: Turkey burger

Bucket List: Do for my son what I could not do growing up

Talent Most Like to Have: To be an engineer for Microsoft and invent something as impactful as the internet

CAREER SERVICE

YEAR	TEAM	GP/GS	Playoffs
2004	Buf.	5/1	
2005	Buf.	16/10	
2006	Buf.	16/16	
2007	Buf.	15/15	
2008	Buf.	13/13	
2009	Phil.	15/15	
2010	Phil.	13/13	
2011	Phil.	14/14	
2012	Phil.	0/0	
2013	Phil.	16/16	
Totals		123/113	
YEAR	TEAM	GP/GS	Playoffs
2009	Phil.	1/1	
2010	Phil.	1/1	
2013	Phil.	1/1	
Totals		3/3	
Starts by position: 2004: 1 at TE, 2005: 1 at TE, 9 at RT, 2006: 7 at RT, 9 at LT, 2007: 15 at LT, 2008: 13 at LT, 2009: 15 at LT (1 at LT in playoffs), 2010: 13 at LT (1 at LT in playoffs) 2011: 14 at LT, 2013: 16 at LT (1 at LT in playoffs)			



PERSONAL

- Single and resides in South Jersey and in Atlanta, TX. Has a son, Jayshaun, who plays football, baseball, and basketball. "He's 11 years old and he made the all-star team in all three sports this past year," said his proud father
- Mother Teledéo (pronounced Toledo) Simington and stepfather Ivory Simington. Has two sisters, Ivy and Chrissy
- Jason is quick to name his mother as the hero in his life, "My mom means everything to me. I definitely wouldn't be where I am today without her. She worked multiple jobs so she could provide for us. In the last year or so she lost over 100 pounds before undergoing two knee replacement surgeries. Now she's doing so much better. She continues to be such a big inspiration to me."
- Attended Queen City HS, earning All-District and All-Area honors as a defensive end. Also lettered in basketball, averaging 18.4 points per game to garner All-District and All-Area honors
- Began playing football as a 10-year old offensive and defensive lineman for the Queen City Bulldogs
- An avid fisherman, Peters' most memorable catch was a 14-pound bass from a boat on a lake in Arkansas. "Me and about eight of my teammates would fish all the time in college. As soon as we got done with practice, we would go."
- Interested in starting his own clothing line
- Majored in vocational education
- Full name: Jason Raynard Peters

2013 HIGHLIGHTS (with Philadelphia)

- Earned first-team All-Pro honors for the second time and garnered his sixth Pro Bowl selection after starting all games
- Was part of an offensive line that helped block for the NFL's leading rusher LeSean McCoy who finished with a franchise-best 1,607 rushing yards
- Helped the Eagles set a team record with 442 points scored and 6,676 total net yards

2011 HIGHLIGHTS (with Philadelphia)

- Earned first-team All-Pro honors for the first time in his career. Also earned his 5th straight Pro Bowl selection after starting 14 games at left tackle
- Tabbed as a *Pro Football Weekly*/PFWA All-NFL performer
- Was part of an offensive line that received the Madden Protector Award at NYG (11/27) and vs. Dal. (10/30). This award is given each week of the regular season to the NFL's top performing offensive line and recognizes the fundamental role offensive linemen play in their teams' success

2010 HIGHLIGHTS (with Philadelphia)

- Voted as a second-team All-Pro by the *Associated Press*
- Was selected to participate as a starter in the 2010 Pro Bowl making it his fourth consecutive appearance
- Helped the Eagles set a team record with 439 points scored and a then-team record 6,230 total net yards

ADDITIONAL CAREER STATISTICS

TOUCHDOWNS: 2 - 9/11/05 vs. Hou (TD recept.); 12/19/04 at Cin (blocked a punt and recovered it in the end zone)
RECEIVING: 2-5-4lg-1TD - 2005
SPECIAL TEAMS TACKLES: (11) - 2005 (5), 2004 (6)
MILESTONES: First start: 12/19/04 at Cin.; First start at RT: 10/30/05 at NE; First start at LT: 11/5/06 vs. GB

2009 HIGHLIGHTS (with Philadelphia)

- Earned his third consecutive Pro Bowl berth
- Part of an offense that set a then-team record 429 points and, at the time, logged the third most yardage in team history

2008 HIGHLIGHTS (with Buffalo)

- Part of an offensive line that blocked for 1,092 rushing yards (136.5 per game) in the final eight games of the season
- Team compiled 100 yards of rushing or more in eight of his 13 starts, including a season-best 187 at NYJ (12/14)
- Was granted a two-game roster exemption after reporting to the team on 9/6, starting his first game of the season at Jac. (9/14)

2007 HIGHLIGHTS (with Buffalo)

- Garnered Pro Bowl honors for the first time in his career; did not attend the game due to injury
- Became the first Bills offensive lineman to make the Pro Bowl since Ruben Brown in 2003
- Was part of an offensive line that allowed just 26 sacks, the fewest by a Buffalo team since sacks became an official stat in 1982
- Started 15 games at LT, becoming a member of the first Bills o-line to start 15 consecutive games together since 1989 (16 games)
- Helped lead the way for 224 rushing yards vs. Mia. (12/9), including two 100-yard rushers (Marshawn Lynch and Fred Jackson). It was the first time since 1996 that the Bills had two backs rush for over 100 yards in the same game
- Anchored an O-line that tied a team record by not allowing a sack in 3 consecutive games at Was. (12/2), vs. Mia. (12/9) and at Cle. (12/16)

2006 HIGHLIGHTS (with Buffalo)

- Started the first seven games of the season at RT, switching to LT for the final nine games
- Was named to Peter King's *SI.com* All-Pro team
- Made his first start at LT on 11/5 vs. GB

2005 HIGHLIGHTS (with Buffalo)

- Started the final nine games of the season at RT, developing into one of the team's most dominating linemen
- Saw action at TE and on special teams early in the season, notching five special teams tackles
- Caught his first career TD from J.P. Losman vs. Hou. (9/11)
- Made his first NFL start at RT on 10/30

Running Back

5-11, 222


Washington

3rd year

Born 12/16/89 in Redlands, CA

Redlands East Valley HS, Redlands, CA

Acquired - Rookie FA 2012



A bruising back who shows a knack for getting the tough yards after contact, Chris Polk earned a roster spot with the Eagles in 2012 after signing as an undrafted free agent from Washington. Polk finished his Huskies career as the second-leading rusher all-time behind Napoleon Kaufman as he eclipsed the 1,000-yard rushing mark three times. His 4,049 rushing yards included a school-record 21 100-yard games.

BIRDSEED

- Credits his mother, Edrena, for getting him to where he is today. "With everything she went through, raising me and having to make a living, she motivates me to be the best I can be and to try harder every day."
- **What he loves most about football:** "The camaraderie aspect is the best part for me. There's always competition between everyone, but you always build friendships with your teammates."
- **Most underrated attribute at running back:** "Patience. You can't just go out there and run because you need to wait for things to develop. You need to have knowledge of what the opposing defense is going to do so you can make your reads. Once you see how they're lining up, you need to know the play and your assignment, especially when it comes to blocking and blitz pickup."
- Uses yoga as one of his offseason training methods so he can stay as flexible as possible.

FIRST CARRY, TOUCHDOWN (TWICE)!

Polk scored a touchdown the first time he ever touched a football in an organized game at the age of six for the San Bernardino Blackhawks and never turned back. "From that moment on, my dream was to play professionally," recalled Polk. "I love football so much, I didn't play any other sport since age six. I never tried basketball, never tried anything else but football. I've been in love with football since that first carry." Coincidentally, in a game at Denver on Sept. 29, 2013, Polk crossed the goal line for a touchdown on his first-ever NFL carry.



2013 HIGHLIGHTS

- His career-long 34-yard catch from Nick Foles at Dal. (12/29) set up a field goal
- Recorded his third rushing touchdown of the season on a 10-yard scamper in the fourth quarter vs. Chi. (12/22). He was one of three Eagles running backs to score on the ground in the 54-11 victory
- Sealed a win vs. Det. (12/8) with a 38-yard TD run in the 4th qtr
- Scored on a 4-yard run on his first-ever NFL rushing attempt at Den. (9/29). Overall, rushed 3 times for 33 yards and caught two passes for 19 yards in his first-career snaps at running back

INJURY REPORT

- Sustained a shoulder injury at TB (10/13) and did not play the next week

PERSONAL

- **Favorite sports moment:** Winning the 2010 Holiday Bowl as a junior. The 19-7 victory over Nebraska, where Polk was named the game's offensive MVP after rushing for a game-high 177 yards and one TD, was the school's first bowl appearance since 2002

THREE-STEP DROP

Greatest love besides football: God

Hobby: Call of Duty and FIFA

Talent most like to have: Singing

Guilty pleasures: Sweets

Most memorable concert: Summer Jam in Oakland in 2011

Bucket list: Travel to Dubai

Favorite meal: Mac & Cheese

Car: Ferrari

Movies: Men of Honor, Titanic

TV show: Family Guy

Song: "Thirsty" - Kendrick Lamar

Teams/athletes growing up: Oakland Raiders, Nnamdi Asomugha, Michael Vick, Emmitt Smith

App: iFunny

Philly restaurant: Green Eggs Cafe

2013 GAME-BY-GAME STATISTICS

Date	Opp.	W/L	P/S	RUSHING					RECEIVING					TYS
				Att	Yd	Avg	Lg	TD	No	Yd	Avg	Lg	TD	
Sep 9	at Was	W	1/0	0	0	0.0	0	0	0	0	0.0	0	0	0
Sep 15	SD	L	1/0	0	0	0.0	0	0	0	0	0.0	0	0	0
Sep 19	KC	L	1/0	0	0	0.0	0	0	0	0	0.0	0	0	0
Sep 29	at Den	L	1/0	3	33	11.0	28	1	2	19	9.5	13	0	52
Oct 6	at NYG	W	1/0	2	3	1.5	3	0	0	0	0.0	0	0	3
Oct 13	at TB	W	1/0	0	0	0.0	0	0	0	0	0.0	0	0	0
Oct 20	Dal	L		INACTIVE/SHOULDER										
Oct 27	NYG	L	1/0	0	0	0.0	0	0	0	0	0.0	0	0	0
Nov 3	at Oak	W	1/0	0	0	0.0	0	0	0	0	0.0	0	0	0
Nov 10	at GB	W	1/0	0	0	0.0	0	0	0	0	0.0	0	0	0
Nov 17	Was	W	1/0	0	0	0.0	0	0	0	0	0.0	0	0	0
Dec 1	Ari	W	1/0	0	0	0.0	0	0	0	0	0.0	0	0	0
Dec 8	Det	W	1/0	4	50	12.5	38t	1	0	0	0.0	0	0	50
Dec 15	at Min	L	1/0	0	0	0.0	0	0	0	0	0.0	0	0	0
Dec 22	Chi	W	1/0	2	12	6.0	10	1	1	8	8.0	8	0	20
Dec 29	at Dal	W	1/0	0	0	0.0	0	0	1	34	34.0	34	0	34
Totals			15/0	11	98	8.9	38t	3	4	61	15.3	34	0	159
Playoffs														
Jan 4	NO	L	1/0	0	0	0.0	0	0	0	0	0.0	0	0	0
Totals			1/0	0	0	0.0	0	0	0	0	0.0	0	0	0

POLK'S CAREER STATISTICS

Year	Team	GP/GS	RUSHING					RECEIVING				
			Att	Yds	Avg	Lg	TD	No	Yds	Avg	Lg	TD
2012	Phil.	7/0	0	0	0.0	0	0	0	0	0.0	0	0
2013	Phil.	15/0	11	98	8.9	38t	3	4	61	15.3	34	0
TOTALS		22/0	11	98	8.9	38t	3	4	61	15.3	34	0
PLAYOFFS												
2013	Phil.	1/0	0	0	0.0	0	0	0	0	0.0	0	0
TOTALS		1/0	0	0	0.0	0	0	0	0	0.0	0	0

SPECIAL TEAMS TACKLES: 2012 (1), 2013 (7) ... **PLAYOFFS:** 2013 (1)
KICKOFF RETURNS: 2013 (1-8)

10 Quron Pratt

Wide Receiver

5-11, 195

Rutgers

Rookie

Born 4/25/91 in Palmyra, NJ

Palmyra HS, Palmyra, NJ

Acquired - Rookie FA (2014)



The 2013 Rutgers team MVP, Quron Pratt signed with the Eagles as a rookie free agent during the 2014 offseason. A native of nearby Palmyra, NJ, Pratt was a three-time conference all-academic honoree and appeared in 48 games with 15 starts during his college career.

COLLEGE HIGHLIGHTS

- Appeared in 48 games (15 starts) during his collegiate career, recording 87 catches for 1,087 yards and one touchdown
- Was a three-time conference all-academic selection (2011-13)
- Named the team's MVP as a senior in 2013 after finishing third on the team with 516 receiving yards. Also returned a kickoff 99 yards for a touchdown and blocked a punt as a standout on the team's special teams units
- Played in 13 games with one start as a junior in 2012, notching 22 receptions for 230 yards
- As a sophomore, caught 32 passes for 327 yards and one touchdown in 13 games (five starts)
- Was limited by injury as a redshirt freshman after transitioning from defensive back to wide receiver in 2009

PERSONAL

- His father, Merrill, is a correctional officer at the New Jersey State Prison in Trenton. His mother, Robin, works in the IT department for Comcast
- Has a twin sister, Javon, and an older sister, Lailah
- Double majored at Rutgers, earning his degree in labor studies and sociology

- A four-year letterwinner at Palmyra High School, Pratt started every game of his high school career at defensive back, setting the school's all-time record with 22 career interceptions. Added a team-best 10 touchdown receptions on offense at the wide receiver position

- Picked off four passes as a senior as Palmyra won the Burlco/Olympic Freedom Division title

- Named *Burlington County Times* Defensive Player of the Year, *Courier-Post* second-team All-South Jersey and *Philadelphia Inquirer* All-South Jersey first team as a senior

- Also lettered in track and basketball, where he set a personal best of 49.7 in the 400m and broke the 1,000-point plateau as a senior on the hardwood

THREE-STEP DROP



Pets: Has a Yorkshire Terrier named Romeo

Talent he'd most like to have: Ability to play piano

Person he'd trade places with for one day: LeBron James

Actor that would play him in a movie: Derek Luke

Favorite personal moment in sports growing up: Winning a 3-point contest as a 6th grader going up against high school players

Teams/athletes growing up: Los Angeles Lakers, Denver Broncos/Kobe Bryant

First job: Worked as a cook at a bowling alley

Nickname: "X-man" because his middle name is Xavier

Meal: Chicken parmesan

Movie: *Antoine Fisher*

TV show: *Fresh Prince*

30 Ed Reynolds

Safety
6-1, 207
Stanford
Rookie

Born 10/18/91 in Greensboro, NC
Woodberry Forest, Woodberry Forest, VA
Acquired - D5b-14 (162nd overall)



A former All-America selection out of Stanford University, Ed Reynolds was selected by the Eagles in the fifth round of the 2014 NFL Draft. Reynolds started 27 games at free safety for Stanford, where he recorded 140 tackles and seven interceptions during his career. In 2012, Reynolds earned third-team All-America honors as he amassed 47 tackles and six interceptions (three of which he returned for touchdowns). Born in Greensboro, NC, he is the son of former NFL linebacker and league employee Ed Reynolds.

BIRDSEED

- Reynolds' father, Ed, appeared in 135 games at linebacker for the Patriots and Giants from 1983-92 and went on to work in the NFL central office in New York City for 12 years. Due to the office's close proximity to Philadelphia, Reynolds made an appearance at the NovaCare Complex during the 2004-05 season, long before he was drafted by the team, when he tagged along with his dad to watch the Eagles practice

PERSONAL

- As a high school student, Reynolds spent his summer vacation working as a ball boy at Giants Training Camp. His responsibilities included cleaning helmets, scrubbing footballs and attending to the jug machine
- Favorite sports moment was winning the 99th Rose Bowl over Wisconsin as a junior. "The Rose Bowl experience, in general, was one that I'll never forget. Just as you're about to run out of the tunnel with your teammates, these big jets fly over the stadium, sending a chill down your spine. Even during the week leading up, they teach you about the game's history and what it means. Playing in that game, you feel like you're leaving a footprint in history."
- Growing up, was a fan of Stanford football players who went on to play in the NFL. Also followed and currently follows safeties that have made their mark on the league such as Brian Dawkins, Ronnie Lott, Jack Tatum, Sean Taylor, Earl Thomas and Eric Berry
- According to Reynolds, three attributes needed to be a successful safety include breaking down film, being instinctive and paying close attention to detail
- While at Stanford, would visit local elementary schools as part of his community outreach

- Attended Woodberry Forest School in Virginia where he played safety and running back. As a senior, racked up 50 tackles and three interceptions and added 1,314 yards and nine touchdowns on 154 carries
- Also lettered in track & field, setting the school indoor triple jump record (443.3)
- Recipient of the William and Mary Leadership Award
- Majored in political science
- Son of Pamela and Ed Reynolds. His father played football at the University of Virginia and in the NFL with the New England Patriots (1983-91) and New York Giants (1992)
- Has three younger brothers, Joseph, Ethan and Jason
- Resides in Stoneville, NC

COLLEGE HIGHLIGHTS

- Started 27 of 35 games at free safety for Stanford, where he recorded 140 tackles and seven interceptions
- Earned first-team All-Pac-12 honors in 2013 after compiling a career-high 87 tackles and adding one interception
- A third-team All-America selection in 2012, Reynolds amassed 47 tackles and six interceptions which ranks seventh on Stanford's all-time single-season leaderboard
- Set a school record with three touchdown returns as a junior, while his 301 interception return yards rank second in NCAA history, topped by only Charles Phillips of USC (302 yards in 1974)
- Redshirted as a sophomore in 2011
- Played in seven games as a freshman in 2010 and finished the season with six tackles

THREE-STEP DROP

Hobbies: Spending time with his family, watching shows on Netflix
What he'd be doing if not playing football: Attending business school and traveling internationally
Talent he'd most like to have: Play the piano
Dinner guest: Dave Chappelle
Bucket list: Meet Muhammad Ali, sky-dive and visit Africa again
Meal: Home-cooked meal by his mother or grandmother
Musical artists: J. Cole, Rick Ross, Big K.R.I.T., Meek Mill, Drake and "old" Kanye West
Movie: *Men of Honor*
TV shows: *House of Cards*, *Orange Is the New Black*, *Entourage*, *Breaking Bad*
Twitter: @ed_reynolds29

59 DeMeco Ryans

Linebacker

6-1, 247


Alabama

9th year

Born 7/28/84 in Bessemer, AL

Jess Lanier HS, Bessemer, AL

Acquired - Trade (Hou) 12



Pro Bowls: 2007, 2009



A two-time Pro Bowl linebacker and AP All-Pro selection, DeMeco Ryans is the unquestioned leader of the Eagles defense after being acquired in the 2012 offseason in a trade with the Houston Texans. The Eagles leading tackler since being acquired by the team, the cerebral and athletic linebacker was a team captain while with Houston and came to the Eagles as the Texans all-time leader with 637 tackles. A true professional on and off the field, Ryans is well known for his work in the community and started the DeMeco Ryans Foundation in 2007.

DeMECO's QUICK HITS - 2013



- Posted double digits in tackles in 11 of 17 games, including 4 games of 15+ tackles and a career-high 18 vs. SD on 9/15
- Recorded career highs in tackles (177), sacks (4) and INTs (2)
- One of five players in Eagles history to post 4+ sacks and 2+ interceptions in the same season

joining William Thomas (1993, 1996 & 1997), Seth Joyner (1987, 1991 & 1992) and Jerome Brown (1987). Mychal Kendricks also did so in 2013

CAREER HIGHLIGHTS

- Has registered 43 double-digit tackle games in his career, doing so in 17 of 33 games with the Eagles
- Left Houston as the Texans all-time leader with 637 tackles, and led the club or tied for the team lead in tackles 30 times
- Made his second trip to the Pro Bowl following the 2009 season after making 16 starts at MLB and recording 123 tackles, one sack, one forced fumble and one fumble recovery
- Voted as a starter for the AFC Pro Bowl squad, earned a second-team AP All-Pro selection and was named the Texans team MVP following the 2007 season after leading the team with 128 tackles, while notching two sacks, one interception and a forced fumble

"DeMeco Ryans is the quarterback of our defense. He's outstanding. He lines everyone up and keeps them steady. I am just happy for DeMeco, he is having a great season, a Pro Bowl season. I cannot overstate his importance to our defense."

- Eagles Defensive Coordinator Bill Davis

"Coach Kelly talked about what he thought about DeMeco and what he saw on tape and his intangibles that he brings. Those are culture-setters when you have guys like that -- great character, hard-working...You're talking about a really productive player and a really hard worker -- smart player as well."

- Eagles General Manager Howie Roseman

- Was named AP Defensive Rookie of the Year in 2006 after starting in all 16 games and leading the Texans with a career-high 156 tackles, the most by any NFL rookie that season. Also posted 3.5 sacks, one interception and a forced fumble
- Was named AFC Defensive POW vs. Oakland on 12/3/06 after leading the team with 15 tackles, and becoming the first player in Texans history to register a sack, INT, FR and FF in the same game

2013 HIGHLIGHTS

- Amassed 12 tackles and picked off QB Drew Brees in a NFC Wild Card Playoff game vs. NO (1/4). The turnover led to a touchdown on the Eagles ensuing drive
- Posted a sack of QB Matt Cassel at Min. (12/15)
- Led the team with 15 tackles and posted a sack of QB Carson Palmer in a win vs. Arz. (12/1)
- Picked off a pass from Packers QB Scott Tolzien and registered 16 tackles at GB (11/10)
- Recorded a sack and interception of QB Tony Romo while tallying nine tackles vs. Dal. (10/20). It was the third time in his career posting a sack and INT in the same game, and his second time doing so as an Eagle
- Posted a streak of four consecutive games (weeks 1-4) with double-digit tackles for the second time in his career and his first time since 2006
- Recorded 10 tackles and a sack of Redskins QB Robert Griffin III at Was. (9/9)

THREE-STEP DROP

Greatest love besides football: God

Talent he'd most like to have: Ability to sing

First job: A cashier at Waccamaw's Home Place

What he'd be doing if he wasn't playing football: Coaching

Nicknames: "Cap" - at Houston, "Coach" - at Alabama

Most played artist on his iPod: Drake, Chris Turner

Favorite athletes/teams growing up: Deion Sanders, Bo Jackson/Atlanta Braves, Alabama football

Favorite meal: Fried pork chops, mac & cheese, greens and corn bread

Favorite TV show: *Martin*


Favorite quote: "If it was easy, everybody would do it."

Favorite place to visit: South Beach



BRILLIANT BACKERS - 2013

DeMeco Ryans and Mychal Kendricks became the first linebacker duo in Eagles history to each post 4+sacks and 2+ INTs in the same season.



BIRDSEED

- Claims the biggest influence on his life is his mother, Martha Ryans, who raised him and his three older siblings. Said Ryans: "Seeing her work so hard all her life for us, it really stuck with me. She worked two or three jobs all the time when I was growing up. That taught me about work ethic and how hard work pays off eventually. I owe her everything."



RYANS' CAREER STATISTICS

Year	Team	GP/GS	TACKLES				INTERCEPTIONS									
			Tot	Solo	Ast	Sacks	Yds	Int	Yds	Lg	TD	KD	FF	FR	Yds	
2006	Hou.	16/16	156	126	30	3.5	30.5	1	16	16	0	6	1	1	0	
2007	Hou.	16/16	128	99	29	2.0	18.0	1	1	1	0	7	1	3	26	
2008	Hou.	16/16	112	86	26	1.0	9.0	0	0	0	0	4	2	3	47	
2009	Hou.	16/16	123	93	30	1.0	7.0	0	0	0	0	2	1	1	0	
2010	Hou.	6/6	54	32	22	1.0	10.0	0	0	0	0	2	0	0	0	
2011	Hou.	16/16	64	44	20	0.0	0.0	0	0	0	0	4	1	0	0	
2012	Phil.	16/16	148	114	34	1.0	13.0	1	0	0	0	3	1	0	0	
2013	Phil.	16/16	177	125	52	4.0	36.0	2	46	36	0	2	0	0	0	
TOTALS		118/118	962	719	243	13.5	123.5	5	63	36	0	30	7	8	73	

PLAYOFFS

2011	Hou.	2/1	11	4	7	0.0	0	0	0	0	0	0	0	0	0	
2013	Phil.	1/1	12	8	4	0.0	0	1	23	23	0	0	0	0	0	
TOTALS		3/2	23	12	11	0.0	0	1	23	23	0	0	0	0	0	

CAREER HIGHS

Tackles	18	(9/15/13 vs. SD)
Sacks	1.0	(13x - 12/15/13 at Min.)
INTs	1	(5x - 10/20/13 vs. Dal.)
	1	(1/4/14 vs. NO, NFC-W)

TOUCHDOWNS

Touchdown	Opponent
26-yd FUM ret.	10/21/07 vs. Ten. (QB Kerry Collins)

2013 GAME-BY-GAME STATISTICS

Date	Opp	W/L	P/S	S	A	I	Sac	Hur	Int	Yds	Lg	KD	FF	FR
Sep 9	at Was	W	1/1	4	6	10	1.0	0	0	0	0	0	0	0
Sep 15	SD	L	1/1	12	6	18	0.0	0	0	0	0	0	0	0
Sep 19	KC	L	1/1	9	4	13	0.0	0	0	0	0	0	0	0
Sep 29	at Den	L	1/1	10	3	13	0.0	0	0	0	0	0	0	0
Oct 6	at NYG	W	1/1	1	4	5	0.0	0	0	0	0	0	0	0
Oct 13	at TB	W	1/1	12	2	14	0.0	0	0	0	0	0	0	0
Oct 20	Dal	L	1/1	8	1	9	1.0	0	1	36	36	1	0	0
Oct 27	NYG	L	1/1	6	6	12	0.0	0	0	0	0	0	0	0
Nov 3	at Oak	W	1/1	12	3	15	0.0	0	0	0	0	0	0	0
Nov 10	at GB	W	1/1	13	3	16	0.0	0	1	1	10	0	0	0
Nov 17	Was	W	1/1	7	1	8	0.0	0	0	0	0	0	0	0
Dec 1	Ari	W	1/1	11	4	15	1.0	1	0	0	0	0	0	0
Dec 8	Det	W	1/1	8	2	10	0.0	0	0	0	0	0	0	0
Dec 15	at Min	L	1/1	3	4	7	1.0	0	0	0	0	0	0	0
Dec 22	Chi	W	1/1	3	1	4	0.0	0	0	0	0	1	0	0
Dec 29	at Dal	W	1/1	6	2	8	0.0	0	0	0	0	0	0	0
Total			16/16	125	52	177	4.0	1	2	46	46	2	0	0
Playoffs														
Jan 4	NO	L	1/1	8	4	12	0.0	0	1	23	23	0	0	0
Total			1/1	8	4	12	0.0	0	1	23	23	0	0	0

PERSONAL

- Most underrated attribute about playing linebacker: "You need to have smarts to play this position. A lot of people think linebackers are just a bunch of meatheads that like running into people. It's not like that at all. You need to be aware of everything that's going on, on the field and be able to communicate that to the rest of the guys on the fly."
- Donates a full scholarship to a University of Alabama Football player every single year
- Earned his degree in business management
- After his playing days are over, Ryans aspires to coach high school football. In fact, during the lockout in 2011, Ryans served as the defensive coordinator at his alma mater Jess Lanier High School during spring football

COMMUNITY LINEBACKER

DeMeco Ryans credits his strong work ethic to inspiration from his mother, who raised him as a single parent and instilled in him the importance of education and hard work at an early age. With that in mind, DeMeco established his own foundation in 2007 with a mission to create innovative programs that provide access to educational, recreational and healthy living initiatives designed to positively aid in the development of youth.

Some of the programs include the Shop with a Jock initiative, which selected underprivileged youth from ages 8-16 and took them on a shopping spree for holiday gifts, as well as hospital visits and the annual awarding of 10 college scholarships.

For more information on DeMeco and his foundation, please visit www.demecoryansfoundation.org.



- Son of Martha Ryans and Morgan Turner. Has two older brothers and one older sister
- Married to Jamila Ryan and the couple has one son, DeMeco Jr.
- Recorded 135 tackles, 11 sacks, two forced fumbles and two interceptions as a senior at Jess Lanier High School, earning all-state and academic all-state honors
- Was named to both the *Tuscaloosa News* Sweet Sixteen and the *Birmingham Post-Herald* Super Senior teams

SWITCHING SIDES

DeMeco's favorite personal moment in sports growing up was the first time he played linebacker in middle school. Originally a starting center on the squad, Ryans filled in for the team's MLB in the first half of a game because his teammate was forced to sit out due to a suspension. "I made every single tackle in that half," recalls Ryans. "Then when I had to go back to center in the second half, I was thinking I might need to make a position change real soon. Sure enough, the next year that change came."



3 Mark Sanchez

Quarterback

6-2, 225


USC

6th year

Born 11/11/86 in Long Beach, CA

Mission Viejo HS, Mission Viejo, CA

Acquired - FA 2014



After spending the previous five seasons of his career with the New York Jets, Mark Sanchez signed with the Philadelphia Eagles during the 2014 offseason. Originally a first-round selection (fifth overall) in the 2009 NFL Draft, Sanchez, who missed the entirety of the 2013 season with a shoulder injury, led the Jets to consecutive AFC Championship Game berths in his first two seasons in the league, setting a plethora of Jets postseason records in the process. A native of Mission Viejo, CA, Sanchez started 16 games at Southern Cal and was named first-team All-Pac-10 as a junior.

CAREER HIGHLIGHTS

- Has produced 10 comeback wins in the fourth quarter or overtime during his career
- Ranked first in Jets history with nine postseason touchdown passes and second in postseason passing yards (1,155)
- Set Jets rookie records for the most passing yards (2,444) and most completions (196) and became the first rookie quarterback in team history to start the team's opener
- Named 2009 Offensive Rookie of the Month for September after earning Pepsi Rookie of the Week honors for the first three weeks of the season
- Owns the longest play in Jets postseason history as he found WR Braylon Edwards for an 80-yard touchdown in the second quarter of the AFC Championship Game at Ind. (1/24/10)

BIRDSEED

- Sanchez believes the biggest influence on his life is his immediate family. Growing up the youngest of three boys, he always strived to impress his older brothers with anything from athletics to academics. "I got my competitive drive from my brothers," said Sanchez. "They were always competitive. They were older than me so everything that I did, I wanted to show off to them. If we won a tournament in basketball, I'd be like check this out. If I got a good grade on my spelling test, I'd say to my dad, 'Tell Nick, tell Brandon'."

CALIFORNIA CONNECTION



Growing up in Southern California, Sanchez was raised in an area considered a hotbed for quality quarterbacks. However, one passer caught his eye above the rest -- fellow USC quarterback Carson Palmer. Palmer attended Santa Margarita High School and played alongside Mark's brother Brandon, which is where the two signal callers met for the first time.

"I actually was Carson's ball boy when he was in high school at Santa Margarita," said Sanchez. "He was like a god to me. I've watched him through his entire career, from high school to college and then in Cincinnati. We ended up playing him in the first round of the playoffs during my rookie year and that was a crazy experience."



- Spent the past two seasons becoming fluent in Spanish and used his commute to work as a classroom. "Last offseason, I would listen to these tapes on the way to OTA practices and I had a half-hour commute each way so I would get an hour in a day. These CDs taught you a conversational form of the language and that, with the background that I had in Spanish already and my family speaking it, helped a lot. I went down to Mexico a few times and now I'm fluent"

- Has partnered with many different charitable organizations and outreach programs during his NFL career, including Hurricane Sandy relief efforts in New York, the Hollenbeck Youth Center and the Inner-City Games in Los Angeles and the Children's Hospital of Orange County (CHOC)

PERSONAL

- Attended Mission Viejo (CA) High School as a junior and senior and posted a 27-1 record as a starter
- Named the 2004 *Parade* Player of the Year, *SuperPrep* Player of the Year and earned All-American honors from several publications
- Garnered All-South Coast League Co-Offensive MVP honors and led Mission Viejo to a CIF Division II championship as a senior in 2004 after completing 61.6 percent of his passes for 2,441 and 24 touchdowns
- Also played basketball and baseball at Mission Viejo. His basketball team won a California state championship his junior year
- Spent his freshman and sophomore seasons at Santa Margarita High School in Rancho Santa Margarita, CA before transferring to Mission Viejo
- Graduated from USC in May of 2009 with a degree in communication
- Son of Nick Sanchez, Sr. and Olga Marmolejo and has two brothers, Nick and Brandon. Nick Sr. was a fire captain and Olga was a home daycare professional before both retired
- His father was a quarterback at East Los Angeles College and his brothers, Nick (Yale, 1992-94), and Brandon (DePauw, 1997), both played football collegiately

THREE-STEP DROP

What he'd be doing if not playing football: Be a sports or special ops agent

Actor that would play him in a movie:

Adrian Grenier (Vince from *Entourage*)

Would trade places for one day with: A musician on a farewell tour

First job: Worked at Chick's Sporting Goods to pay off a basketball state championship ring that he had misplaced prior to his senior year

Hobbies: Going to Broadway shows (lists *Memphis*, *In The Heights*, *Wicked*, *Fences*, *Catch Me If You Can* and *Aladdin* as recent favorites), playing beach volleyball, playing guitar and going to concerts

Favorite teams/athletes growing up: Los Angeles Lakers/Kobe Bryant

Favorite athletes to watch now: Neymar, Lionel Messi, Cristiano Ronaldo and Chris Paul

Favorite book: *The Giving Tree* by Shel Silverstein

Favorite foods: Mexican & sushi

Favorite movie: *Fletch*

Favorite TV show: *Game of Thrones*, *Ray Donovan*, *Breaking Bad*

3 Mark Sanchez



SANCHEZ'S CAREER STATISTICS

			PASSING										RUSHING				
Year	Team	GP/GS	Att	Cmp	Pct	Yds	Yd/At	TD	Int	Lg	Sk/Yd	Rat	Att	Yds	Avg	Lg	TD
2009	NYJ	15/15	364	196	53.8	2444	6.7	12	20	65T	26/195	63.0	36	106	2.9	20	3
2010	NYJ	16/16	507	278	54.8	3291	6.5	17	13	74T	27/171	75.3	30	105	3.5	20	3
2011	NYJ	16/16	543	308	56.7	3474	6.4	26	18	74	39/243	78.2	37	103	2.8	25	6
2012	NYJ	15/15	453	246	54.3	2883	6.4	13	18	66	34/209	66.9	22	28	1.3	32	0
2013	NYJ	0/0	0	0	0.0	0	0.0	0	0	0	0/0	0.0	0	0	0	0	0
TOTALS		62/62	1867	1028	55.11	2092	6.5	68	69	74T	126/818	71.7	125	342	2.7	32	12
PLAYOFFS																	
2009	NYJ	3/3	68	41	60.3	539	7.9	4	2	80T	1/7	92.7	6	-2	-0.3	2	0
2010	NYJ	3/3	89	54	60.7	616	6.9	5	1	58	3/19	95.5	5	11	2.2	6	0
TOTALS		6/6	157	95	60.5	1155	7.4	9	3	80T	4/26	94.3	11	9	0.8	6	0

ADDITIONAL CAREER STATS

FUMBLES/LOST: (43/20) - 2009 (10/3), 2010 (9/1), 2011 (10/8), 2012 (14/8)

2013 GAME-BY-GAME STATISTICS (W/ NEW YORK JETS)

				PASSING									RUSHING				
Date	Opp	W/L	GP/GS	Att	Cmp	Pct	Yds	TD	Int	Lg	Sack/Yds	Rat	Att	Yds	Avg	Lg	TD
Sep 8	TB	W	0/0	INACTIVE/SHOULDER													
Sep 12	at NE	L	0/0	INACTIVE/SHOULDER													
				Placed on Injured Reserve [Shoulder] on 9/14/13													
Totals			0/0	0	0	0.0	0	0	0	0	0/0	0.0	0	0	0.0	0	0

CAREER HIGHS

Atts	59	(12/24/11 vs. NYG)
Cmp	30	(12/24/11 vs. NYG)
Yds	369	(9/25/11 at Oak.)
Long	80t	(1/24/10 at Ind., AFC Cham.)
	74	(2x - 9/25/11 at Oak.)
TD	4	(11/27/11 vs. Buf.)
Cmp%	76.5	(11/29/09 vs. Car.)
Rating	139.4	(1/9/10 at Cin., AFC WC)
	124.3	(9/19/10 vs. NE)
Rush	5	(2x - 11/13/11 vs. NE)
Yds	29	(9/18/11 vs. Jac.)
Long	25	(10/23/11 vs. SD)
TDs	2	(12/11/11 vs. KC)

16 Brad Smith

Wide Receiver

6-2, 213

Missouri

9th year

Born 12/12/83 in Youngstown, OH

Chaney HS, Youngstown, OH

Acquired - FA (Buf) 2013



A versatile threat at the wide receiver position, Brad Smith signed with the Eagles following Week 10 of the 2013 season and provided valuable depth as a key contributor on Philadelphia's special teams units. Smith, who is the only player in NFL history to score touchdowns by rushing, receiving, passing, on a kickoff return and on a blocked punt, was placed on Injured Reserve (ribs) by the Bills on 8/30/13 before being released from the list on 11/9/13. A former fourth-round pick of the New York Jets in 2006, Smith spent the first five seasons of his career with the Jets prior to joining the Bills as a free agent in 2011.

CAREER HIGHLIGHTS

- Is the only player in NFL history to score touchdowns via kick-off return (four times), reception (five times), rush (four times), blocked punt and by throwing a pass

FROM THE GRIDIRON TO THE RUNWAY

After graduating from Missouri with a degree in business marketing, Smith has put his schooling to good use, working as an intern at *Men's Health* magazine during each of the past two offseasons. In his time with the publication, Smith has produced written content for *menshealth.com*, taken part in two New York Fashion Weeks and reported from the red carpet of the ESPY Awards.

"Just being a marketing-minded person, it's interesting to see how the fashion industry works," said Smith. "It seems like certain people set trends and make things popular and everyone else goes along with that. Take J. Crew -- they set the stage for a lot of things. Even for the higher end designers, J. Crew lays it out and people go off of that. A lot of people don't know how things operate in that industry."



PERSONAL

- Was a two-time All-State selection and two-time All-City Offensive Player of the Year at Chaney HS, where he threw for over 2,700 yards and 34 touchdowns and rushed for over 1,200 yards and 34 touchdowns
- Also earned All-City honors on the basketball court
- Was the recipient of the 2007 Kyle Clifton Good Guy Award, as selected by members of the Jets organization
- Earned his undergraduate degree in business administration and took graduate level courses during his final year of school
- Was awarded the prestigious National Football Foundation Scholar-Athlete Award in 2005
- Son of Sherri Brogdon and the late Phillip Smith. Sherri works at a church
- Has one brother, Josh Smith, and one sister, Philecia Carpenter. Josh played basketball collegiately at Lake Erie College
- Married to Dr. Rosalynn Smith and the couple has two kids, Alex and Brea. Rosalynn is a scientific advisor for a law firm and also serves as the co-director of the Brad Smith True Foundation

THREE-STEP DROP

Talent he'd most like to have: The ability to sing

Hobbies: Fishing, cars and church

Actor who would play him in a movie: Will Smith

Guilty pleasure: Every kind of fruity candy

Bucket list: To win a bass fishing tournament and to show my kids the world

First job: Cleaned up construction sites

Collects: Watches

Favorite athletes growing up: Randall Cunningham

Favorite athletes to watch now: Dwyane Wade & LeBron James

Favorite place to travel: Turks and Caicos

Favorite car: Audi RS7

Favorite movie: *Coming to America*

Favorite TV show: *The Cosby Show* & HGTV's *House Hunters*

Favorite musician: Andy Mineo

Twitter: @RealBradSmith

2013 HIGHLIGHTS (with Philadelphia)

- After joining the team in Week 11, Smith led the team with eight special teams tackles over that span
- Notched a team-high three special teams tackles at Min. (12/15)



BRAD SMITH TRUE FOUNDATION

Entering its seventh year of operation, Smith's foundation works to promote education, discipline and organized activity for youth in the community. "We specialize in anything and everything we can," said Smith. "We have our camps and teach life skills classes for girls. We donate to rescue missions and the Salvation Army. We've helped keep youth football teams afloat and bought them equipment." For more information on the efforts of the Brad Smith True Foundation, please visit truefoundation16.org.





2013 GAME-BY-GAME STATISTICS

Date	Opp	W/L	GP/GS	RECEIVING				RUSHING				KICK RETURNS				TYS			
				No	Yds	Avg	Lg	TD	Att	Yds	Avg	Lg	TD	No	Yds		Avg	Lg	TD
Signed to the Eagles 53-man roster on 11/12/13																			
Nov 17	Was	W	1/0	0	0	0.0	0	0	0	0	0.0	0	0	0	0	0.0	0	0	0
Dec 1	Ari	W	1/0	0	0	0.0	0	0	1	0	0.0	0	0	1	31	31.0	31	0	0
Dec 8	Det	W	1/0	1	13	13.0	13	0	0	0	0.0	0	0	0	0	0.0	0	0	13
Dec 15	at Min	L	1/0	1	14	14.0	14	0	0	0	0.0	0	0	1	47	47.0	47	0	14
Dec 22	Chi	W	1/0	0	0	0.0	0	0	1	2	2.0	2	0	1	17	17.0	17	0	2
Dec 29	at Dal	W	1/0	0	0	0.0	0	0	0	0	0.0	0	0	1	11	11.0	11	0	0
Totals			6/0	2	27	13.5	14	0	2	2	1.0	2	0	4	106	26.5	47	0	29
Playoffs																			
Jan 4	NO	L	1/0	0	0	0.0	0	0	0	0	0.0	0	0	5	124	24.8	35	0	0
Totals			1/0	0	0	0.0	0	0	0	0	0.0	0	0	5	124	24.8	35	0	0

CAREER HIGHS

Rush atts.	5	(3x - 1/2/11 vs. Buf.)
Yards	92	(12/30/12 vs. NYJ)
Long	57	(1/3/10 vs. Buf.)
TDs	1	(4x - 12/30/12 vs. NYJ)
Recepts.	7	(12/4/11 vs. Ten.)
Yards	77	(11/27/11 at NYJ)
Long	36T	(11/27/11 at NYJ)
TDs	1	(5x - 12/23/12 at Mia.)
KO ret.	7	(12/6/10 at NE)
Yards	150	(9/26/10 at Mia.)
Average*	46.7	(12/19/10 at Pit.)
Long	106T	(12/27/09 at Ind.)
*min. 3 returns		

SMITH'S CAREER STATISTICS

			RECEIVING					RUSHING					KICKOFF RETURNS				
Year	Team	GP/GS	No	Yds	Avg	Lg	TD	Att	Yds	Avg	Lg	TD	No	Yds	Avg	Lg	TD
2006	NYJ	16/3	9	61	6.8	19	0	18	103	5.7	32	0	1	4	4.0	4	0
2007	NYJ	16/9	32	325	10.2	29	2	12	45	3.8	11	0	9	183	20.3	27	0
2008	NYJ	15/1	12	64	5.3	18	0	12	113	9.4	36	0	4	39	9.8	26	0
2009	NYJ	13/2	7	63	9.0	19	0	18	207	11.5	57	1	10	310	31.0	106T	1
2010	NYJ	16/2	4	44	11.0	23	0	38	299	7.9	53T	1	50	1432	28.6	97T	2
2011	Buf.	15/5	23	240	10.4	36T	1	20	87	4.4	18	1	15	282	18.8	28	0
2012	Buf.	15/2	14	152	10.9	35T	2	14	116	8.3	35	1	18	496	27.6	89T	1
2013	Phil.	6/0	2	27	13.5	14	0	2	2	1.0	2	0	4	106	26.5	47	0
TOTALS		112/24	103	976	9.5	36T	5	134	972	7.3	57	4	101	2,852	28.2	106T	4
PLAYOFFS																	
2006	NYJ	1/0	2	8	4.0	6	0	0	0	0.0	0	0	0	0	0.0	0	0
2009	NYJ	3/0	3	8	2.7	6	0	2	4	2.0	2	0	9	238	26.4	36	0
2010	NYJ	2/0	2	25	12.5	16	0	2	11	5.5	8	0	3	40	13.3	23	0
2013	Phil.	1/0	0	0	0.0	0	0	0	0	0.0	0	0	5	124	24.8	35	0
TOTALS		7/0	7	41	5.9	16	0	4	15	3.8	8	0	17	402	23.6	36	0

ADDITIONAL CAREER STATISTICS

PASSING: (10-4-51-2-1TD) - 2013 (1-0-0-0-0TD); 2012 (1-0-0-1-0TD); 2011 (1-0-0-1-0TD); 2010 (3-2-6-0-1TD); 2009 (1-1-27-0-0TD); 2008 (2-1-18-0-0TD); 2007 (1-0-0-0-0TD)

POSTSEASON PASSING: (1-1-45-0-0TD); 2009 (1-1-45-0-0TD)

PUNT RETURNS: (2-27) - 2009 (2-27)

FUMBLES/LOST: (7/2) - 2013 (1/0); 2012 (1/0); 2010 (1/1); 2008 (2/1); 2007 (1/0); 2006 (1/0)

ADDITIONAL TOUCHDOWNS: Returned a blocked punt four yards for a TD (vs. NE -- 11/22/09)

SPECIAL TEAMS TACKLES: (8) - 2013 (8); Years prior to 2013 are N/A

POSTSEASON SPECIAL TEAMS TACKLES: (1) - 2013 (1); Years prior to 2013 are N/A

90 Marcus Smith II

Linebacker

6-3, 251

Louisville

Rookie

Born 3/31/92 in Columbus, GA

Hardaway HS, Columbus, GA

Acquired - D1-14 (26th overall)



The Eagles first round draft choice in 2014, Marcus Smith transformed himself from a dual-threat high school quarterback to the AAC Defensive Player of the Year as a senior linebacker at Louisville. A native of Columbus, GA, the long-armed and athletic Smith garnered USA Today second-team All-America honors in 2013 after amassing 14.5 sacks. Originally recruited to Louisville as a quarterback, Smith made the switch to the defensive side of the ball as a freshman and went on to finish 7th in school history with 24 career sacks.

COLLEGE HIGHLIGHTS

- Finished his career ranked seventh on Louisville's all-time sack list with 24
- Earned American Athletic Conference Defensive Player of the Year honors as a senior in 2013 after notching 14.5 sacks (second in NCAA) and 18.5 tackles for loss
- Also earned *USA Today* second-team All-America honors as a senior
- Finished second on the team with four sacks and led the defensive line with 29 tackles as a junior. Added two receptions for two-point conversions
- Appeared in 10 games as a sophomore, making five starts while leading the team with 5.5 sacks
- Played in nine games at linebacker and on special teams as a freshman

THE FAB FIVE

Prior to high school, Marcus played on a travel AAU basketball team. All five starters, including Marcus, went on to play college football for Division I schools. In fact, two of them became first round NFL draft picks: Marcus (Phi - 2014) and Jarvis Jones (Pit - 2013).



PERSONAL

- Played quarterback at Hardaway High School, where he was selected to the 2009 AAA All-Region second team as a quarterback, throwing for more than 1,800 yards and 14 touchdowns. Added 227 yards and four touchdowns on the ground
- Son of Marcus Smith, Sr. and Elba Wilson. Marcus works in the maintenance department at Kodak and Elba works in customer service for both Kudzu and The Game
- Has an older sister, Jasmine, who was a point guard at Walter State College
- Earned his degree in communications

THREE-STEP DROP



Talent he'd most like to have: The ability to throw a 100-mph fastball
Actor that would play him in a movie: Will Smith
Favorite personal moment in sports growing up: Throwing a game-winning 65-yard TD at the buzzer on a trick play against Jones County HS
Nicknames: "Duce" - by his family, "Big Marcus" - by his high school friends, and "Money Marc" - by his college teammates
Movie: Bad Boys II
TV Shows: *Fresh Prince* and *Martin*

THE RIGHT SWITCH

Since he was five years old, Marcus Smith played one position - quarterback. "I was a dual threat all growing up," said Marcus. "I never played anything else. From pee wee football all the way through high school, I was a QB. I was recruited as a QB. I thought I'd be that the rest of my life."



Shortly after coming to Louisville, the coaches approached Marcus about switching over to defense. "We had Teddy Bridgewater. They thought I could do some damage on the other side of the ball, just with my strength and athletic ability. So I figured I'd give it a try."

In just the fourth year of his life playing defense, Marcus erupted his senior season as he racked up 14.5 sacks en route to being named the AAC Defensive Player of the Year. "I've always been a team guy, do whatever the team needs me to do. It was the best decision I've ever made," said Marcus.



1 Carey Spear

Kicker
5-9, 194
Vanderbilt
Rookie

Born 1/5/92 in Highland Heights, OH
Mayfield HS, Mayfield Village, OH
Acquired - Rookie FA (2014)



One of only three players in Vanderbilt history to be named a team captain three times, Carey Spear signed with the Eagles as a rookie free agent during the 2014 offseason. Spear set the Commodores single-season scoring record as a senior, totaling 99 points on 15-of-19 field goals and 48-of-48 on extra point attempts. A second-team All-SEC selection as a junior in 2012, Spear connected on 20-of-24 (83.3%) field goals, an efficiency that was the tops among SEC kickers with at least 12 attempts. A native of Mayfield Village, OH, he was named to the 2013 Allstate-AFCA Good Works Team and was a three-time SEC Academic Honor Roll selection.

BIRDSEED

- **Most underrated attribute needed to be a successful kicker:** "A 100-percent investment in the mental aspect of the game, as well as the physical. That's the nature of the position. The mental toughness, mental strength and resilience are things that you will inevitably need because you're going to miss a kick. It's how you bounce back from it. Training your mind as well as you train your body is important"

HEART OF THE MATTER

Originally a standout soccer player, Spears dreams of playing collegiate soccer were dashed when it was discovered that he had a heart condition called supraventricular tachycardia.

"I was planning on playing soccer in college, but I had a heart condition and had to have three procedures to correct it," said Spear. "It basically had my heart going 240 beats a minute. It wasn't a life-threatening thing but it limited what I can do on the field. It was so sporadic and I couldn't control it. When I went to Vanderbilt my freshman year, Dr. (R. Warne) Fitch just took it out and I haven't had an episode since. The condition closed the door on collegiate soccer, but opened the door for football."



- **Claims his parents have been the biggest influence on his life:** "Without question. They taught me what it meant to put school first, to put other people before yourself and just how to be a selfless, generous person. And they taught me that no matter what you want to do, you've got to work at it. Whether it's with football or school, I've had to invest time and effort into that. My parents have been there for me the entire time"
- **On his penchant for the big hit:** "I just want to play football. I love all the different aspects of the game. I love kicking the football and I love getting my head in there every once in a while. I just want to be a team player, so if that means going to make a tackle, I'll go make a tackle"
- **Unique training methods:** "I read a lot of self-improvement books, but I also read a lot of golf books because the golf mentality and the golf game and the swing of a club kind of parallels what a kicking swing is." Says the best golf book he has read is *Golf Is Not a Game of Perfect* by Robert Cullen and Bob Rotella

PERSONAL

- A two-time, first-team All-State honoree and *MaxPreps* second-team All-American as a senior, Spear ranked among the nation's leading kickers at Mayfield High School
- As a senior, helped the Wildcats to a 10-2 record, hitting 13-of-21 (61.9%) field goals, including a state-record tying 61-yarder
- Added seven field goals of 45+ yards in 2009
- Also lettered in soccer, where he earned second-team All-State honors as a senior, and baseball
- Graduated from Vanderbilt with a degree in business. Specialized in international leadership
- Son of Tom and Theresa Spear and has two brothers, Charley and Colin. Tom is in business management and Theresa is an electrical engineer

COLLEGE HIGHLIGHTS

- A four-year letterman at Vanderbilt, Spear connected on 39-of-50 (78.0%) field goals during his college career, including four kicks of 50+ yards
- Also served as the primary kickoff specialist for the Commodores, having downed 85 of his 247 kickoffs for touchbacks, including 47-of-73 kicks a senior
- Was one of only three players in team history to be named a team captain three times during his career
- Garnered SEC Academic Honor Roll accolades three times during his career (2011, 12, 13)
- As a senior, was recognized as one of 11 finalists for the Wuerffel Award, which is given to the college football player who best combines exemplary community service with athletic and academic achievement. Also became the first Vanderbilt player on the Allstate-AFCA Good Works Team
- Set the Vanderbilt single-season record as a senior by totaling 99 points on 15-of-19 (78.9%) field goals and 48-of-48 on extra points. Also hit 47-of-73 kickoffs for touchbacks
- Earned second-team All-SEC honors after connecting on 20-of-24 (83.3%) field goals as a junior in 2012. His efficiency led the SEC among kickers with at least 12 attempts, while his 20 field goals were a single-season team record

THREE-STEP DROP

First job: Landscaping with his dad
Hobbies: Music, exploring, seeing different sites and trying different foods
Trade places for a day: Bear Grylls
Bucket list: Travel to all seven continents
Favorite teams/athletes growing up: Everything Cleveland/Omar Vizquel, Roberto Alomar, Jim Thome
Current athlete to watch: Phil Dawson, Lionel Messi
Talent he'd most like to have: Regain his ability to play the piano well
Favorite personal moment in sports growing up: Hit on Cordarrelle Patterson and rushing TD vs. UGA
TV show: *Game of Thrones*
Musician: Country music, Tim McGraw, Brett Eldredge
Book: *The Noticer* by Andy Andrews
Quote: "Most people are usually about as happy as they decide to be."
 -Abraham Lincoln

43 Darren Sproles

Running Back

5-6, 190


Kansas State

10th year

Born 6/20/83 in Waterloo, IA

Olathe North HS, Olathe, KS

Acquired - T-NO-2014



One of the most versatile weapons in the NFL, the Eagles acquired the dynamic Darren Sproles in a trade with the New Orleans Saints and signed the back to a two-year extension during the 2013 off-season, keeping him in Philadelphia through 2016. A multi-dimensional threat as a running back, receiver and returner, Sproles is the NFL leader with 13,806 all-purpose yards since 2007 and leads all NFL running backs in receptions (375), yards (3371) and touchdowns (27) during that span. One of the league's premier return men since entering the league, Sproles has five career return touchdowns on both punts (3) and kickoffs (2).

CAREER HIGHLIGHTS

- Leads the NFL with 13,806 all-purpose yards since 2007
- Ranks 8th in NFL history in combined kick and punt return yards (9902) and kick return yards (9296)
- Boasts five career return touchdowns on both punts (3) and kickoffs (2)
- Ranks 13th in NFL history among running backs with 27 career receiving touchdowns
- One of the NFL's premiere threats catching the ball out of the backfield, leads all NFL running backs since 2007 in receptions yards and touchdowns

NFL RUNNING BACKS SINCE 2007 - RECEIVING

Player	Rec.	Player	Yards	Player	TDs
D.Sproles	375	D.Sproles	3371	D.Sproles	27
R.Rice	369	R.Rice	3304	R.Bush	16
M.Forte	341	M.Forte	2919	J.Charles	14

- Set an NFL postseason record with 15 catches for 118 yards in a NFC Divisional playoff game at SF (1/14)

2013 HIGHLIGHTS (w/ New Orleans)

- Tied for 5th among NFL running backs with 71 receptions for 604 yards and two touchdowns, while rushing for 220 yards and two scores on 53 attempts
- Notched a rushing and receiving touchdown vs. Dal. (11/10), grabbing 7 passes for 76 yards
- Amassed 222 all-purpose yards and 2 touchdowns (1 rush, 1 receiving) vs. Mia (9/30), including 114 receiving yards on 7 catches
- Posted 6 receptions for 88 yards in a win vs. Atl. (9/8)

SPROLES EMPOWERED YOUTH

Darren and his wife, Michel, founded the Sproles Empowered Youth Foundation in 2011. It is a non-profit organization designed to benefit underserved youth and empower teen boys and girls with essential life skills that will encourage them to become successful and responsible adults.



For more information on Sproles Empowered Youth, please log on to www.sproles-empoweredyouth.org

BIRDSEED

- Earned the nickname "Tank" growing up because he was over 10 pounds the day he was born. Despite his head-start on size, Sproles is now one of the shortest players in the NFL at 5 foot 6. Joked Sproles: "I was a pretty huge baby. I had my growth spurt early on in life I guess."

PERSONAL

- He and his wife, Michel, have two daughters, Devyn and Rhyann
- Son of Annette and Larry Sproles and has a younger brother, Terrance. Larry was a running back at MidAmerica Nazarene University. Said Darren: "My dad definitely was the one that got me into football. He had the same type of build as me, same type of player. He was shifty, quick and did a lot of things coming out of the backfield, just like me."
- A two-time all-state, all-metro, and all-Sunflower league selection at Olatha HS, where he finished his career with 79 touchdowns and 5,230 rushing yards
- Helped lead the school to its fourth state championship in five years as a senior
- Named the Kansas Player of the Year by *USA Today* and the Kansas Hall of Fame as a senior
- Earned his degree in criminal justice

THREE-STEP DROP

Talent he'd most like to have: Ability to play the drums

Person he'd trade places with for a day: Michael Jordan in his prime

Actor that would play him in a movie: Omar Epps

Favorite personal moment in sports growing up: Winning the state championship as a high school senior and scoring 3 touchdowns in the game.

Team growing up: Kansas City Chiefs

First job: Worked on an assembly line at Culligan Water

Hobby: Golf

Meal: Grandma's fried chicken

TV show: *The Wire*

Funniest Eagle: LeSean McCoy

MOTHER KNOWS BEST



Darren credits his late mother, Annette, for helping him become the person he is today. Annette bravely fought cancer for five years after being diagnosed with the disease in 2000 while Darren was still in high school. Even though Darren was recruited by several universities to play football, he ultimately chose to stay close by and attend Kansas State to be close to his mother.

Said Darren: "I just wanted to be near her and my family. I wanted it to be easy for her to see my games if she wanted to go. She was a true fighter. I miss her every day."

When Annette, tragically passed away in 2004, Darren honored a promise to his mother to return to school his senior year to complete his degree in criminal justice.

"My mom is my hero," said Darren. "She kept me focused on the right things. I remember one time in 4th grade, I was getting bad grades in school. She pulled me off the football team - no questions asked. She said I couldn't play unless I did better in school. I never had bad grades again after that."

43 Darren Sproles



CAREER HIGHS

Recepts	15	(1/14/12 at SF - NFC Div.)	Rushes	25	(12/16/07 vs. Det.)	Punt Rt.	5	(2x - 11/22/10 vs. Den.)	Kick Rt.	8	(10/26/08 at NO)
	13	(9/16/12 at Car.)	Yards	122	(12/16/07 vs. Det.)	Yards	92	(9/8/11 at GB)	Yards	201	(10/26/08 at NO)
Yards	128	(9/16/12 at Car.)	Long	47	(9/23/12 vs. KC)	Long	77t	(10/19/09 vs. Den.)	Long	103t	(9/14/08 at Den.)
Long	81t	(9/20/09 vs. Bal.)	TDs	2	(2x - 1/7/12 vs. Det. - NFC WC)						
TDs	2	(12/4/08 vs. Oak.)		2	(2x - 12/25/09 at Ten.)						



Sproles set an NFL single-season record in 2011 with 2,696 all-purpose yards.

RETURN TOUCHDOWNS (5)

Yds	Date	Opp
103 (KR)	9/14/08	at Denver (L)
89 (KR)	11/11/07	vs. Indianapolis (W)
77 (PR)	10/19/09	vs. Denver (L)
72 (PR)	9/8/11	at Green Bay (L)
45 (PR)	11/11/07	vs. Indianapolis (W)

100-YARD RECEIVING GAMES (5)

Yds	Date	Opp	Rec	TD
128	9/16/12	at Carolina (L)	13	0
124	9/20/09	vs. Baltimore (L)	7	1
118	1/14/12	at SF - NFC Div. (L)	15	1
114	9/30/13	vs. Miami (W)	7	1
104	12/23/12	at Dallas (W)	7	0

100-YARD RUSHING GAMES (3)

Yds	Date	Opp	Rushes	TD
122	12/16/07	vs. Detroit (W)	25	2
115	12/28/08	vs. Denver (W)	14	1
105	1/3/09	vs. Ind. - AFC WC (W)	22	2

DUAL THREATS

Since 2011, only two NFL running backs have posted 150+ catches and 8+ receiving touchdowns. They are now teammates.



Sproles: 232 catches, 16 TDs
McCoy: 154 catches, 8 TDs



MULTI-TOUCHDOWN GAMES (12)

Date	Opponent	Rush TDs	Rec. TDs	Return TD	Total
12/25/09	at Ten. (W)	2	1	0	3
11/10/13	vs. Dal. (W)	1	1	0	2
9/30/13	vs. Mia. (W)	1	1	0	2
12/9/12	at NYG (L)	1	1	0	2
1/7/12	vs. Det. NFC WC (W)	2	0	0	2
10/23/11	vs. Ind. (W)	1	1	0	2
1/3/09	vs. Ind. AFC WC (W)	2	0	0	2
12/28/08	vs. Den. (W)	1	1	0	2
12/4/08	vs. Oak. (W)	0	2	0	2
9/14/08	at Den. (L)	0	1	1	2
12/16/07	vs. Det. (W)	2	0	0	2
11/11/07	vs. Ind. (W)	0	0	2	2

43 Darren Sproles



SPROLES' CAREER STATISTICS

RUSHING								RECEIVING					KICKOFF RETURNS					PUNT RETURNS					
Year	Team	GP/GS	Att	Yds	Avg	Lg	TD	No	Yds	Avg	Lg	TD	No	Yds	Avg	Lg	TD	No	FC	Yds	Avg	Lg	TD
2005	SD	15/0	8	50	6.3	21	0	3	10	3.3	6	0	63	1528	24.3	58	0	18	5	108	6.0	23	0
2006	SD	0/0	INJURED RESERVE/ANKLE																				
2007	SD	15/0	37	164	4.4	34	2	10	31	3.1	14	0	37	1008	27.2	89	T 1	24	2	229	9.5	45	T 1
2008	SD	16/0	61	330	5.4	37	1	29	342	11.8	66	T 5	53	1376	26.0	103	T 1	22	12	249	11.3	43	0
2009	SD	16/2	93	343	3.7	21	3	45	497	11.0	81	T 4	54	1300	24.1	66	0	26	12	183	7.0	77	T 1
2010	SD	16/3	50	267	5.3	34	0	59	530	8.8	57	T 2	51	1257	24.6	45	0	24	11	166	6.9	16	0
2011	NO	16/4	87	603	6.9	36	2	86	710	8.3	39	7	40	1089	27.2	92	0	29	19	294	10.1	72	T 1
2012	NO	13/6	48	244	5.1	47	1	75	667	8.9	44	7	18	483	26.8	48	0	23	14	183	8.0	37	0
2013	NO	15/4	53	220	4.2	38	2	71	604	8.5	48	2	12	225	21.3	32	0	29	21	194	6.7	28	0
TOTALS		122/19	437	2221	3.6	47	11	378	3381	8.9	81	T 27	328	8296	25.3	103	T 21	195	96	1606	8.2	77	T 1
PLAYOFFS																							
2006	SD	0/0	INJURED RESERVE/ANKLE																				
2007	SD	3/0	4	35	8.8	26	0	3	61	20.3	56	T 1	10	223	22.3	30	0	5	2	28	5.6	13	0
2008	SD	2/0	33	120	3.6	22	T 2	10	136	12.6	62	T 1	9	270	30.0	63	0	5	0	76	15.2	28	0
2009	SD	1/0	3	33	11.0	22	0	3	30	10.0	19	0	2	44	22.0	27	0	2	1	3	1.5	3	0
2011	NO	2/2	13	54	4.2	17	T 2	19	152	8.0	44	T 1	4	92	23.0	28	0	5	2	33	6.6	13	0
2013	NO	2/0	7	31	4.4	13	0	9	63	7.0	14	0	6	141	23.5	39	0	3	2	31	10.3	14	0
TOTALS		0/0	0	0	0.0	0	0	0	0	0.0	0	0	0	0	0.0	0	0	0	0	0	0.0	0	0

ADDITIONAL CAREER STATISTICS

FUMBLES/LOST: (15/10) - 2005 (3/2), 2007 (1/0), 2008 (3/2), 2009 (3/1), 2010 (3/3), 2013 (2/2)

TWO-POINT CONVERSIONS: (1) - 2013 (rush)

2013 GAME-BY-GAME STATISTICS W/ NEW ORLEANS

Date	Opp	W/L	GP/GS	RUSHING				RECEIVING				PUNT RETURNS				KICK RETURNS			
				Att	Yds	Avg	Lg	TD	No	Yds	Avg	Lg	TD	No	FC	Yds	Avg	Lg	TD
Sep 8	Atl	W	1/0	8	22	2.8	5	0	6	88	14.7	32	0	4	0	7	1.8	5	0
Sep 15	at TB	W	1/1	7	26	3.7	6	0	6	36	6.0	8	0	1	2	-2	-2.0	-2	0
Sep 22	Ari	W	1/1	3	17	5.7	15	0	4	39	9.8	13	0	3	2	53	17.7	28	0
Sep 30	Mia	W	1/0	4	28	7.0	18	1	7	114	16.3	48	1	3	0	44	14.7	18	0
Oct 6	at Chi	W	1/0	3	10	3.3	5	0	3	31	10.3	19	0	1	1	2	2.0	2	0
Oct 13	at NE	L	1/1	5	15	3.0	6	0	6	58	9.7	19	0	3	1	20	6.7	9	0
Oct 27	Buf	W	1/0	0	0	0.0	0	0	4	0	0.0	7	0	1	2	0	0.0	0	0
Nov 3	at NYJ	L	1/1	0	0	0.0	0	0	1	2	2.0	2	0	0	0	0	0.0	0	0
Nov 10	Dal	W	1/0	5	12	2.4	5	1	7	76	10.9	28	T 1	4	3	18	4.5	12	0
Nov 17	SF	W	1/0	3	16	5.3	7	0	4	19	4.8	8	0	1	3	5	5.0	0	0
Nov 21	at Atl	W	1/0	INACTIVE/ANKLE															
Dec 2	at Sea	L	1/0	3	11	3.7	7	0	7	32	4.6	10	0	1	0	0	0.0	0	0
Dec 8	Car	W	1/0	1	38	38.0	38	0	3	23	7.7	20	0	2	1	17	8.5	17	0
Dec 15	at StL	L	1/0	7	24	3.4	11	0	8	38	4.8	13	0	0	2	0	0.0	0	0
Dec 22	at Car	L	1/0	1	2	2.0	2	0	3	18	6.0	8	0	4	1	30	7.5	11	0
Dec 29	TB	W	1/0	3	-1	-0.3	5	0	2	30	15.0	24	0	1	3	0	0.0	0	0
Totals			15/4	53	220	4.2	38	2	71	604	8.5	48	2	29	21	194	6.7	28	0
PLAYOFFS																			
Jan 4	at Phi	W	1/0	4	29	7.3	13	0	4	31	7.8	9	0	3	0	31	10.3	14	0
Jan 11	at Sea	L	1/0	3	2	0.7	1	0	5	32	6.4	14	0	0	2	0	0.0	0	0
Totals			2/0	7	31	4.4	13	0	9	63	7.0	14	0	3	2	31	10.3	14	0

Acquired - Rookie FA 2011

[illegible]

Tackle

6-6, 290

Iowa

2nd year

Born 6/5/90 in Worthington, IA

Dyersville Beckman HS, Dyersville, IA

Acquired - Rookie FA (2013)



A three-year letterman at Iowa, Matt Tobin signed with the Eagles as a rookie free agent during the 2013 offseason. Tobin started the final 22 games of his Iowa career, seeing time at both left tackle and left guard. He earned honorable mention All-Big 10 accolades as a senior in 2012 and was named the recipient of the Brett Greenwood Award following the season, which is given annually to the best walk-on student-athlete. The Worthington, IA, native earned all-state honors as a senior at Dyersville Beckman High School.

IN THE TRENCHES

- **Position other than o-line he would most like to play:** Tight end. "I played a little bit of quarterback and wide receiver in high school, but never tight end. That's one position I think would be cool to play."
- **How he became an offensive lineman:** "I moved around at quarterback, wide receiver and defensive end in high school. I eventually made the transition to offensive line during my junior year because of my size."
- **Best part of being an offensive lineman:** "Five guys working together as one."
- **Best player he's ever lined up against:** Green Bay Packers DE Jerel Worthy
- **Advice to aspiring offensive linemen:** "Work hard, get stronger, put in the extra work and be detailed."

COLLEGE HIGHLIGHTS

- Started the final 22 games of his collegiate career, seeing time at both tackle and guard for the Hawkeyes
- Honored with the 2012 Brett Greenwood Award, which is awarded to a walk-on student-athlete who embodies the values and behaviors of former Hawkeye walk-on Brett Greenwood
- Started all 12 contests for the Hawkeyes as a senior, seeing time at both tackle and guard
- Saw action in all 13 games as a junior in 2011, with 10 starts at left guard
- Appeared in four games as a sophomore
- Redshirted in 2008

CAREER SERVICE

YEAR	TEAM	GP/GS	Playoffs
2013	Phil.	1/0	
Totals		1/0	

First NFL game: 12/29/13 at Dal.

PERSONAL

- **Favorite moment in sports growing up** took place during his senior year in college when Iowa picked up a double overtime victory at Michigan State, 19-16. "What I remember most from that win was the locker room atmosphere after the game. There was nothing like it."
- **Underrated attribute** needed on the offensive line: "You need to be very detailed. A lot of people think that if you're big, you will succeed but that's not always the case. It's all about being fundamentally sound."
- Is a collector of mounted deer horns
- Earned second-team all-state honors as a senior captain at Dyersville Beckman High School, playing on both the offensive and defensive lines
- Named first-team all-District and all-Area honors as a senior and was named captain of the all-Area squad
- Also earned two letters in baseball and track & field
- Son of Jeff and Joyce Tobin. Jeff is a tool & die engineer and Joyce is a warehouse manager at The Swiss Colony
- Has two older sisters, Heidi and Kristi
- Earned his degree in geoscience

THREE-STEP DROP

Hobbies: Hunting and fishing

If not playing football: "Making the best out of my geoscience degree."

Trade places with for a day: Wild Bill Hickok, a folk hero from the American Old West

Favorite team growing up: Iowa Hawkeyes

Bucket list: Travel to Alaska

Meal: Steak

Movie: Shooter

TV shows: Duck Dynasty, Sons of Anarchy

Music: Country music, especially Gary Allan and Brantley Gilbert

Quote: "I want to be remembered as the guy who gave his all whenever he was on the field." - Walter Payton

DOUBLE-TIME

As a walk-on at Iowa, it was Tobin's responsibility to pay for his own college tuition. To do so, he had to take advantage of his free time and that's exactly what he did. "I was a concrete construction worker during the summer and worked thirty-five hours a week," said Tobin. "I got burnt out, but it helped pay the bills which was the most important thing."

39 Matthew Tucker

Running Back

6-1, 227



TCU

2nd year

Born 5/24/91 in Tyler, TX

Chapel Hill HS, Tyler, TX

Acquired - Rookie FA (2013)



A collegiate standout at TCU, Matthew Tucker signed with the Eagles as a rookie free agent during the 2013 offseason. In his four years with the Horned Frogs, he rushed for 2,602 yards and 33 touchdowns, while also reeling in 29 passes for 262 yards and one score. Tucker ranks third in TCU history in rushing touchdowns (33) and tenth in career rushing yardage (2,602). He earned honorable mention All-Big 12 accolades as a senior after he rushed for 515 yards and six touchdowns. A native of Tyler, TX, Tucker earned first-team all-state honors at Chapel Hill High School after running for 2,260 yards and 27 touchdowns as a senior.

2013 HIGHLIGHTS

- Made his NFL debut vs. Dal. (10/20), seeing action on special teams

COLLEGE HIGHLIGHTS

- Appeared in 51 games (13 starts) for the Horned Frogs, recording 2,602 rushing yards and 33 touchdowns during his four-year career. Added 22 receptions for 262 yards and one touchdown
- Ranks third all-time at TCU in rushing touchdowns (33) and 10th in career rushing yardage (2,602)
- Played in 12 games (10 starts) as a senior and earned All-Big 12 honorable mention accolades after carrying the ball 118 times for 515 yards and six touchdowns. Additionally, he tallied 10 receptions for 69 yards and one touchdown
- Was an All-Mountain West honorable mention as a junior after racking up 702 yards on the ground with a team-best 12 touchdowns in 12 games (three starts)
- Appeared on the Doak Walker Award Watch List in 2011
- Finished second on the team in rushing after tallying a career-best 709 yards on the ground and adding seven touchdowns as a sophomore
- Recorded the fifth-highest rushing total ever by a TCU freshman after running for 676 yards and eight touchdowns as a true freshman in 2009

PERSONAL

- Growing up, worked at Whataburger, a fast food restaurant chain that can be found in various states down South
- Collects commemorative coins and two dollar bills
- Would like to trade places with Michael Jordan and LeBron James for a day
- Favorite meals include grilled cheese sandwiches with eggs, banana pudding and lemon pie
- Enjoys dining at top Philly restaurants such as the Green Eggs Cafe and Honey's Sit 'N Eat

- Earned first-team all-state honors and was named the Class 3A Offensive Player of the Year after rushing for 2,260 yards and 27 touchdowns as a senior at Chapel Hill High School
- Totaled over 6,000 yards rushing during his high school career
- Ranked by *Rivals.com* as the No. 90 player in the state
- Son of Victor and Deshonna Tucker. Victor works in an oil field and Deshonna is an elementary school teacher
- Has a pitbull named King
- Majored in criminal justice

THREE-STEP DROP

Greatest love besides football: Family
Career if not playing football: Working with his uncle in aviation

Nickname: Tuck

Bucket list: Travel to Hawaii, Brazil

Dinner guest: Beyonce

Actor that would play him in a movie: Eddie Murphy

Guilty pleasures: Eagle Brand canned milk

Hobbies: Watching movies

Movie: *Man of Steel*

TV show: *Fresh Prince of Bel-Air*

Artist: Lil Wayne

Teams/athletes growing up: Eagles, Vikings, Adrian Peterson

Athlete to watch now: LeBron James

App: Dominoes

Instagram: @Tuckbeamer

2013 GAME-BY-GAME STATISTICS

Date	Opp.	W/L	P/S	RUSHING						RECEIVING					
				Att	Yd	Avg	Lg	TD	No	Yd	Avg	Lg	TD	TYS	
				Signed to the Eagles 53-man roster on 10/19/13											
Oct 20	Dal	L	1/0	0	0	0.0	0	0	0	0	0.0	0	0	0	
Oct 27	NYG	L	0/0				INACTIVE								
Nov 3	at Oak	W	0/0				INACTIVE								
Nov 10	at GB	W	0/0				INACTIVE								
Nov 17	Was	W	1/0	0	0	0.0	0	0	0	0	0.0	0	0	0	
Dec 1	Ari	W	0/0				INACTIVE								
Dec 8	Det	W	0/0				INACTIVE								
Dec 15	at Min	L	0/0				INACTIVE								
Dec 22	Chi	W	0/0				INACTIVE								
Dec 29	at Dal	W	0/0				INACTIVE								
Totals			2/0	0	0	0.0	0	0	0	0	0.0	0	0	0	
Playoffs															
Jan 4	NO	L	0/0				INACTIVE								
Totals			0/0	0	0	0.0	0	0	0	0	0.0	0	0	0	

TUCKER'S CAREER STATISTICS

Year	Team	GP/GS	RUSHING					RECEIVING				
			Att	Yds	Avg	Lg	TD	No	Yds	Avg	Lg	TD
2013	Phil.	2/0	0	0	0.0	0	0	0	0	0.0	0	0
Totals		2/0	0	0	0.0	0	0	0	0	0.0	0	0
PLAYOFFS												
2013	Phil.	0/0	0	0	0.0	0	0	0	0	0.0	0	0
Totals		0/0	0	0	0.0	0	0	0	0	0.0	0	0

61 Julian Vandervelde

Center/Guard

6-2, 300

Iowa

3rd year

Born 10/7/87 in Davenport, IA

Central HS, Davenport, IA

Acquired - D5b-11 (161st overall)



Originally a fifth-round selection of Philadelphia in the 2011 NFL draft, Julian Vandervelde (pronounced VAN-der-vell-dee) re-signed with the Eagles in the 2013 offseason after splitting time between the team's practice squad and active roster in 2012. After spending his rookie campaign as a reserve offensive lineman, Vandervelde spent the entire training camp and preseason with the team before being released during the team's final roster cutdown. A four-year letterman at Iowa, Vandervelde earned second-team All-Big Ten honors as a senior in 2010.

BIRDSEED

- Maintains a huge interest in Japanese culture and hopes to one day move to Nagasaki, Japan, and help rebuild the Christian community that was destroyed by an atomic bomb in World War II. Also would possibly like to teach English in a high school there. Vandervelde claims his interest in the culture began when he would visit his grandfather's cabin in Wisconsin as a child. Said Vandervelde: "I didn't have cable TV in my house, but my grandfather did. So one day I turned on the TV and the Japanese anime show *Dragon Ball-Z* was on. It fascinated me and I became obsessed with it. My interest took off from there."
- Earned his degree with a double major in english and religious studies and a minor in Japanese. One day hopes to pursue a PhD in religious studies in honor of his grandfather, Jerry, who inspired Julian growing up. Said Vandervelde: "He is a retired radiologist and worked so hard all his life. He's so innovative and extraordinary in what he does. I want to make him proud."
- Currently produces and edits a cooking show that airs on YouTube called "Body and Soul" with Chef Jon Vance
- Was a member of the Davenport Little League baseball team that competed in the 2000 World Series in Williamsport, PA
- Is an avid comic book collector, specifically the Japanese Manga style comics, and owns over 500 of them

IN THE TRENCHES

- **Favorite o-lineman of all-time:** Casey Wiegmann. "The way he goes about his game is amazing, he's been in the league so long and is such a beast. He can plow people and move around with the best of them."
- **Position other than o-line he would most like to play:** Fullback. "I played fullback in high school and averaged nine yards per carry, but that was only because I was insanely bigger than everyone else."
- **Underrated attribute needed on the o-line:** "You need to have proper footwork. Playing on the offensive line requires a very specific technique because if your first step is an inch too short, the play will fail."

CAREER SERVICE

YEAR	TEAM	GP/GS	Playoffs
2011	Phil.	1/0	
2012	Phil.	0/0	
2013	Phil.	14/0	
Totals		15/0	

YEAR	TEAM	GP/GS
2013	Phil.	0/0
Totals		0/0

- **Why he decided to become an o-lineman:** "I like protecting things."
- **The best part about being an o-lineman:** "The weight limit."
- **Best player he's ever lined up against:** Trent Cole
- **Most memorable block:** "We faced Penn State as a senior and were backed up on the goal line. They called a run play. I ran over the defensive tackle and broke into the second level and absolutely trucked the linebacker. We got a huge gain on the play."

THREE-STEP DROP

Pets: A shih tzu named Gershwin and a cat named Nefertiti

Talent he'd most like to have: The ability to dance

Actor that would play him in a movie: Sinbad

Favorite teams/athletes growing up: Chicago White Sox/Frank Thomas

First job: A window-washer at Janus

Most played artist on his iPod: Alter Bridge

Nicknames: Juice, Big Juice, Juice Box, Juicius Maximus

TV Show: *Regular Show*

Funniest Eagle: Jon Dorenbos

Philly Restaurant: Downey's

Movie: *Scott Pilgrim vs. The World*

Book: *Sherlock Holmes*

Meal: Mom's lasagna

KEEPING BUSY OFF THE FIELD

Back in his hometown of Davenport, IA, Vandervelde launched an annual fundraiser through the Big Brothers Big Sisters program called "Big Impact." A former Little Brother himself, he wanted to use this initiative as a way to recognize "bigs" and "littles" for their achievements in the community.



Big Brothers Big Sisters

In addition to his charitable endeavors, he is also the owner of the Quad City WolfPack, a minor league team in the Midwest Football Alliance. The league has been the home to former NFL, Arena League and D-I collegiate athletes. For more information, please visit www.quadcitywolfpack.org.



NEXT...ON AMERICAN IDOL

In addition to being an athletic o-lineman, Vandervelde is also a talented singer and is currently in a band called "Bigger on the Inside." He began singing in the choir in the first grade and eventually had the privilege of performing the National Anthem in front of President Obama when he visited Iowa City in March 2010. He also performed in front of Bill and Hillary Clinton in 2008. For more information on Vandervelde and his band, check them out on Facebook and Youtube.

"My mom pushed me to music when I was very young. If I had not gotten a scholarship to play football, I would probably have tried to get a choir scholarship somewhere."

78 Alejandro Villanueva

Defensive End

6-9, 277


Army

Rookie

Born 9/22/88 in Meridian, MS

SHAPE American High School, Belgium

Acquired - Rookie FA (2014)



A former Army Ranger standing at 6-foot-9, Alejandro Villanueva signed with the Eagles during the 2014 offseason after spending the last four years as an active member of the U.S. Army, serving a total of three tours in Afghanistan. Villanueva last played football in 2009 as a wide receiver at Army after converting to the position prior to his senior season. As a senior captain, Villanueva led the Black Knights in catches (34), receiving yards (522) and touchdowns (5). He originally began his career at Army as a defensive lineman before transitioning to left tackle in 2008, starting all 12 games at that position in his junior campaign.

COLLEGE HIGHLIGHTS

- As a senior captain in 2009, led the team in catches (34), receiving yards (522) and touchdowns (5)
- Started all 12 games at left tackle as a junior in 2008 after spending the first two years of his collegiate career as a defensive lineman

PERSONAL

- Graduated from the U.S. Military Academy at West Point with a Bachelor of Science degree in systems engineering and was commissioned into the U.S. Army on May 22, 2010 as a 2nd Lieutenant in the Infantry
- Upon completion of the Infantry Officer Basic Course, Basic Airborne Course and the U.S. Army Ranger Course, Villanueva reported to Fort Drum, NY, where he served in the 10th Mountain Division. While serving in the 10th Mountain Division, he deployed to Afghanistan for 12 months as a Rifle Platoon Leader. During his deployment, he earned a Bronze Star Medal for Valor for moving forward under enemy fire to pull his wounded soldiers from their isolated position

- In addition to the Bronze Star Medal Valor, the Ranger Tab, and the Parachutist Badge, Villanueva has earned the Bronze Star Medal for overseas service, National Defense Service Medal, Afghanistan Campaign Medal with Campaign Star, Global War on Terrorism Service Ribbon, Army Service Ribbon, Overseas Service Ribbon, NATO Medal, Combat Infantryman's Badge and Expert Infantryman's Badge

- In November 2013, Villanueva volunteered for the 75th Ranger Regiment's Assessment and Selection Program and was hired to serve with 1st Ranger Battalion at Hunter Army Airfield, Ga. As a U.S. Army Ranger, he served as a Plans Officer, a Ranger Rifle Platoon Leader and a Ranger Company Executive Officer, and deployed to Afghanistan two more times for a total of eight months
- Played both football and basketball for two years at SHAPE American High School in Belgium, where his father, Ignacio, worked for NATO
- Spent the majority of his early years growing up in Spain, where he swam competitively and played rugby
- Son of Ignacio Villanueva and Matilda Martin and has two sisters, Paloma and Carmen, and one brother, Ignacio. His father works for the US Navy
- Married to wife, Madelyn

THREE-STEP DROP

Hobbies: Fishing, hunting and playing sports

Talent he'd most like to have: To become a better fisherman

Person he'd trade places with for one day: A company commander in World War II

Bucket list: Would like to get his MBA from either Harvard or Stanford

Favorite team/athletes growing up: Real Madrid/Jonah Lomu of the New Zealand All Blacks rugby team

Favorite quote: The Ranger Creed

Favorite book: *Descent Into Chaos* by Ahmed Rashid

Favorite movie: *Black Hawk Down*

Favorite TV show: *Workaholics*

Favorite place to visit: Spain

A DIFFERENT TYPE OF UNIFORM



After spending the previous four years serving in the U.S. Army, Villanueva is adapting to wearing a different kind of uniform in the NFL. Villanueva graduated from the U.S. Military Academy at West Point in 2010 and was immediately commissioned into the U.S. Army as a 2nd Lieutenant in the Infantry. He served three different tours in Afghanistan, two of which were as a member of the elite Army Rangers.

During the 2014 offseason, Villanueva decided to give the sport one final shot and paid for his own way at the regional scouting combine in Flowery Branch, GA. After catching the eye of several scouts, he was selected to the super regional combine in Detroit where he met with the Eagles, who thought his size and athleticism would be best suited on the defensive line. Despite being new to the position, Villanueva has shown marked improvement since putting on the midnight green.

"I've been kind of partially amazed that he could do what he's done," said head coach Chip Kelly. "He was training in such a different realm. I think he was preparing for a lot of the PT work that he did in the Army, he was running five miles a day. We're certainly not asking our defensive linemen to run five miles a day.

"He's been just a guy that you see every day just getting a little bit better, getting a little bit better. He's a real intriguing prospect but I'm just amazed at everything that Alejandro does to be honest with you."

37 Jaylen Watkins

Defensive Back

5-11, 194

Florida

Rookie

Born 11/27/91 in Fort Meyers, FL

Cape Coral HS, Cape Coral, FL

Acquired - D4-14 (101st overall)



A versatile defensive back out of the University of Florida, Jaylen Watkins was selected by the Eagles in the fourth round of the 2014 NFL Draft. A four-year letterman with the Gators, Watkins appeared in 48 games with 28 starts during his collegiate tenure, recording 133 tackles, three interceptions and 21 passes defended. A native of Cape Coral, FL, Watkins is the brother of 2014 first-round selection Sammy Watkins, with the two pros separated by less than a year in age.

BIRDSEED

- Watkins' younger brother Sammy was a first-round draft pick of the Buffalo Bills in the 2014 draft after a stellar career as a receiver at Clemson. Prior to their college games, the two brothers would send each other words of encouragement. Sammy will never leave his room to head to the stadium until he texts Jaylen, "Play today like it's your last game." Jaylen responds with a phrase Sammy has gotten used to in his three-year collegiate career, "Play hard and be safe"
- Watkins attended the same high school as current Eagles S Nate Allen. Additionally, Allen's father worked security alongside Watkins's grandfather at Cape Coral High School. Watkins remembers watching Allen play both football and basketball when the former was in seventh and eighth grade
- Despite being the 35th largest city in the state of Florida, Fort Meyers has turned out a plethora of NFL talent, including Deion Sanders, Jevon Kearse and the recently selected Watkins brothers. "It was crazy for our hometown when Sammy and I got selected. We've had a lot of guys get drafted recently, but obviously not two brothers. Fort Meyers isn't the biggest town, but it's put together a nice little bit of history on the football field. We had a few other guys selected this year too with Tre Boston going to Carolina and Aaron Lynch heading to San Francisco"
- Considers himself a film junkie and tries to learn as much as he possibly can from game footage. "I just like to watch film. Any kind of film, whether it's watching another team or receivers, other DBs. In college, I used to watch a lot of NFL DBs and try to gain as much knowledge as I can from them. When you watch all of the NFL corners, they're all so different. I like things that all of them do so I just try to take little things from them and from Cary Williams and Bradley Fletcher and mold them all together. I don't want to model myself after just one guy"

COLLEGE HIGHLIGHTS

- Started 28 of 48 games at Florida (20 at cornerback, two at slot corner and his final six appearances at free safety)
- Recorded 133 tackles (four for a loss) and three interceptions, with one being returned for a touchdown during his collegiate tenure. Also finished his career ranked 11th in school history with 21 pass deflections

- Played both right cornerback and safety as a senior in 2013, recording a career-high 52 tackles, two tackle for loss and seven passes defended. Was also the recipient of the Gators' Gene Elleson Community Service Award

- Started 11 games at left cornerback as a junior in 2012, notching 39 tackles, one tackle for loss, three interceptions and 11 passes deflected. Also scored a touchdown on a 26-yard interception return

- Appeared in all 13 games as a sophomore in 2011, starting six contests at left cornerback and two at slot corner, and registered 34 tackles and five pass deflections
- Saw action in 10 games as a freshman in 2010 as a gunner on the punt return unit, coming up with eight tackles

PERSONAL

- Attended Cape Coral High School, where he played quarterback, wide receiver and defensive back. As a senior in 2009, he passed for 1,230 yards and 13 touchdowns and rushed for 928 yards with 10 touchdowns, while also racking up 29 receptions for 461 yards and five touchdowns
- In addition to starring on the football field, he also ran track at Cape Coral and advanced to the Class 4A Track Championships in the 4x100 relay
- Earned his degree in family, youth and community science
- Son of Brandy Green and Samuel Watkins III. Brandy is a second-grade teacher and Samuel is a truck driver
- His brother, Sammy, was selected with the fourth overall pick in the 2014 NFL Draft by the Buffalo Bills. His cousin, Jeremy Ware, was selected by the Oakland Raiders in the seventh round of the 2010 NFL Draft
- Has a girlfriend, Gerraka Lewis. The two met when Jaylen was playing Pop Warner football and they both attended Cape Coral High School and the University of Florida

THREE-STEP DROP

Hobbies: Reading, fishing and bowling
First job: Working at the Boys & Girls Club, starting his sophomore year of high school

What he'd be doing if not playing football: Going to grad school

Nickname: J. Wat

Actor that would play him in a movie: Denzel Washington

Favorite athletes growing up: Donovan McNabb

Favorite athletes to watch right now: Stephen Curry

Favorite musician: Kevin Gates

Favorite movie: *Varsity Blues*

Favorite TV show: *The Originals*

Favorite book: *Rich Dad, Poor Dad* by Robert Kiyosaki and Sharon Lechter

Favorite meal: Chicken Alfredo

26 Cary Williams

Cornerback

6-1, 190

Washburn

6th year

Born 12/23/84 in Miami, FL

Chaminade-Madonna HS, Hollywood, FL

Acquired - FA (Bal) 2013



A physical, playmaking corner, Cary Williams signed a three-year contract with the Eagles during the 2013 offseason and went on to start all 17 games (including playoffs) in his first year with the team. The fiery Williams was a key defensive piece for the Super Bowl Champion Baltimore Ravens in 2012, recording four interceptions with 17 passes defended and 67 tackles. A seventh-round pick of Tennessee in 2008, Williams joined the Ravens in 2009 and earned a starting role with the team in 2011. A native of Miami, FL, Williams played collegiately at Washburn, where he was a two-year starter after initially beginning his collegiate career at Fordham University.

CAREER HIGHLIGHTS

- Started 32 consecutive games for the Ravens from 2011-12, recording 132 tackles, four interceptions and 35 passes defended over that span
- Intercepted two passes during the Ravens playoff run in 2012, including a fourth-quarter pick of Patriots QB Tom Brady in the end zone to seal a Baltimore victory in the AFC Championship at NE (1/20/13)
- Returned the first interception of his career 63 yards for a touchdown at Cle. (9/27/12)



INTERCEPTIONS SINCE 2012

Richard Sherman, SEA	16
Tim Jennings, CHI	13
Patrick Peterson, ARZ	10
Earl Thomas, SEA	10
Cary Williams, PHI	9
Sam Shields, GB	9
Jairus Byrd, BUF	9
Note: Includes playoffs	

2013 HIGHLIGHTS

- Finished the year ranked second on the team in interceptions (3) and tied for the team lead in pass deflections (15)
- Recovered a fumble of Bears returner Devin Hester on special teams vs. Chi. (12/22). The turnover led to an Eagles touchdown on the ensuing drive
- Snagged an interception of QB Carson Palmer vs. Arz. (12/1)
- Picked off QB Eli Manning to seal the Eagles victory at NYG (10/6)
- Recorded a sack and interception of Redskins QB Robert Griffin III in his Eagles debut at Was. (9/9). In doing so, became just the third CB in team history to record a sack and INT in the same game and the first since Lito Sheppard on 9/18/05 at SF. His interception led to an Eagles TD on the ensuing drive

"I think Cary is one of the guys on this team that's all football, and he's a student of the game, and you just watch how detail oriented he is in practice. He doesn't talk very much, but when he talks, you should listen to him. He's got a great football mind."

- Eagles Head Coach Chip Kelly

BIRDSEED

- Has been an avid boxing fan since he was a young child and would watch fights with his grandfather, Napoleon. Said Williams: "He definitely got me into it. My favorite boxer of all time is Muhammad Ali. But I grew up watching Riddick Bowe and Evander Holyfield. It's something I just took to." Williams currently enjoys watching Floyd Mayweather fight. "I love the way he exudes confidence," said Williams. "He's got great technique and I think that combined with his confidence makes him one of the greatest boxers ever."

PERSONAL

- He and his wife, Amanda, have one daughter, Amari
- Played wide receiver and defensive back at Chaminade-Madonna College Preparatory (Hollywood, FL) as a senior after attending Coral Gables High School (Miami, FL) as a junior and Flanagan High School (Pembroke Pines, FL) as a freshman and sophomore
- Full name: Cary Eric Williams
- Follow Cary on Twitter: @CaryWilliams29

THREE-STEP DROP



Greatest love besides football: Family
What he'd be doing if not playing football: Coaching college football

Person he'd trade places with for a day: Floyd Mayweather

Actor that would play him in a movie: Marlon Wayans

Favorite teams growing up: Miami Heat, Atlanta Braves

First job: Helped rebuild local playgrounds in his hometown through a program with his church

On his bucket list: Visiting the Mediterranean

Most played artists on his iPod: JayZ, Rick Ross, Drake

Meal: BBQ chicken, collared greens, mac & cheese, sweet potatoes

Movie: *Gladiator*

TV Show: *Martin*

TRUE PERSEVERANCE



Now a solid NFL starting cornerback, Cary Williams took an unconventional route to get where he is today. After enduring a rough upbringing, Williams attended Fordham before leaving the school to play at Washburn University, a Division II football program. He was drafted by Tennessee in the 7th round in 2008, but went back and forth between the Titans practice squad and active roster and was actually released by the team three times in a season-and-a-half.

Williams was claimed by Baltimore midway through the 2009 campaign and kept fighting. He eventually earned a starting role with the Ravens in 2011 and established himself as an impact player on a Super Bowl defense in 2012. "I never stopped believing in myself," said Williams. "It's important not to dwell on the tough times, that's what I kept telling myself. Eventually, with hard work I knew I would get where I want to be and I don't believe I've reached my ceiling yet."



WILLIAMS' CAREER STATISTICS

			TACKLES					INTERCEPTIONS								
Year	Team	GP/GS	Tot	Solo	Ast	Sacks	Yds	Int	Yds	Lg	TD	KD	FF	FR	Yds	STT
2008	Ten.	1/0	0	0	0	0.0	0.0	0	0	0	0	0	0	0	0	0
2009	Ten.	4/0	12	7	5	0.0	0.0	0	0	0	0	1	0	0	0	0
	Bal.	5/1	1	1	0	0.0	0.0	0	0	0	0	0	1	0	0	5
	Totals 9/1		13	8	5	0.0	0.0	0	0	0	0	1	1	0	0	5
2010	Bal.	13/0	0	0	0	0.0	0.0	0	0	0	0	0	0	0	0	6
2011	Bal.	16/16	77	61	16	0.0	0.0	0	0	0	0	18	2	0	0	0
2012	Bal.	16/16	75	67	8	1.0	9.0	4	90	63t	1	17	0	0	0	0
2013	Phil.	16/16	60	51	9	1.0	6.0	3	16	15	0	15	0	0	0	1
TOTALS		71/49	225	187	38	2.0	15.0	7	106	63t	1	51	3	0	0	12

PLAYOFFS

Year	Team	GP/GS	Tot	Solo	Ast	Sacks	Yds	Int	Yds	Lg	TD	KD	FF	FR	Yds	STT
2009	Bal.	2/0	0	0	0	0.0	0.0	0	0	0	0	0	0	0	0	0
2010	Bal.	2/0	0	0	0	0.0	0.0	0	0	0	0	0	0	0	0	0
2011	Bal.	2/2	10	5	5	0.0	0.0	0	0	0	0	0	0	0	0	0
2012	Bal.	4/4	27	21	6	0.0	0.0	2	41	41	0	6	0	0	0	0
2013	Phil.	1/1	7	4	3	0.0	0.0	0	0	0	0	0	0	0	0	1
TOTALS		11/7	44	30	14	0.0	0.0	2	41	41	0	6	0	0	0	1

ADDITIONAL CAREER STATISTICS

RECEPTIONS: 1 (2010) - 13-yard pass from P Sam Koch on fake punt (11/7/10 vs. Mia.)

2013 GAME-BY-GAME STATISTICS

Date	Opp	W/L	P/S	S	A	I	Sac	Hur	Int	Yds	Lg	KD	FF	FR
Sep 9	at Was	W	1/1	2	0	2	1.0	0	1	1	1	2	0	0
Sep 15	SD	L	1/1	6	0	6	0.0	0	0	0	0	1	0	0
Sep 19	KC	L	1/1	4	1	5	0.0	0	0	0	0	2	0	0
Sep 29	at Den	L	1/1	2	1	3	0.0	0	0	0	0	0	0	0
Oct 6	at NYG	W	1/1	6	1	7	0.0	0	1	0	0	1	0	0
Oct 13	at TB	W	1/1	2	1	3	0.0	0	0	0	0	0	0	0
Oct 20	Dal	L	1/1	4	2	6	0.0	0	0	0	0	1	0	0
Oct 27	NYG	L	1/1	4	1	5	0.0	0	0	0	0	0	0	0
Nov 3	at Oak	W	1/1	1	0	1	0.0	0	0	0	0	2	0	0
Nov 10	at GB	W	1/1	3	0	3	0.0	0	0	0	0	2	0	0
Nov 17	Was	W	1/1	4	1	5	0.0	0	0	0	0	0	0	0
Dec 1	Ari	W	1/1	4	1	5	0.0	0	1	15	15	0	0	0
Dec 8	Det	W	1/1	2	0	2	0.0	0	0	0	0	1	0	0
Dec 15	at Min	L	1/1	2	0	2	0.0	0	0	0	0	1	0	0
Dec 22	Chi	W	1/1	3	0	3	0.0	0	0	0	0	1	0	0
Dec 29	at Dal	W	1/1	2	0	2	0.0	0	0	0	0	1	0	0
Totals			16/16	51	9	60	1.0	0	3	16	15	15	0	0
Playoffs														
Jan 4	NO	L	1/1	4	3	7	0.0	0	0	0	0	0	0	0
Totals			1/1	4	3	7	0.0	0	0	0	0	0	0	0

CAREER HIGHS

Tackles	12	(1/6/13 vs. Ind., AFC-WC)
	10	(9/23/12 vs. NE)
INTs	1	(2x - 1/20/13 at NE, AFC-C)
	1	(7x - 12/1/13 vs. Arz.)
INT Lg	63	(9/27/12 vs. Cle.)
Sacks	1.0	(2x - 9/9/13 at Was.)

[illegible]

2013 Unofficial Season-Ending Depth Chart



OFFENSE

WR	14	Riley Cooper	81	Jason Avant	16	Brad Smith
LT	71	Jason Peters	64	Matt Tobin		
LG	69	Evan Mathis	76	Allen Barbre		
C	62	Jason Kelce	61	Julian Vandervelde		
RG	79	Todd Herremans	76	Allen Barbre		
RT	65	Lane Johnson	67	Dennis Kelly		
TE	87	Brent Celek				
TE	86	Zach Ertz	85	James Casey		
WR	10	DeSean Jackson	13	Damaris Johnson	88	Jeff Maehl
RB	25	LeSean McCoy	34	Bryce Brown	32	Chris Polk
					39	Matthew Tucker
QB	9	Nick Foles	7	Michael Vick	2	Matt Barkley

DEFENSE

LDE	72	Cedric Thornton	90	Clifton Geathers		
NT	96	Bennie Logan	77	Damion Square		
RDE	91	Fletcher Cox	75	Vinny Curry		
LOLB	98	Connor Barwin	55	Brandon Graham		
ILB	59	DeMeco Ryans	50	Casey Matthews	53	Najee Goode
ILB	95	Mychal Kendricks	54	Jake Knott		
ROLB	58	Trent Cole	55	Brandon Graham		
LCB	24	Bradley Fletcher	21	Roc Carmichael	31	Curtis Marsh
RCB	26	Cary Williams	22	Brandon Boykin		
SS	29	Nate Allen	28	Earl Wolff	38	Keelan Johnson
FS	23	Patrick Chung	42	Kurt Coleman	30	Colt Anderson


SPECIAL TEAMS

P	8	Donnie Jones				
K	6	Alex Henery				
H	8	Donnie Jones				
PR	10	DeSean Jackson	13	Damaris Johnson		
KOR	22	Brandon Boykin	16	Brad Smith	13	Damaris Johnson
LS	46	Jon Dorenbos	87	Brent Celek		

PRACTICE SQUAD

No.	Pos	Player	Ht.	Wt.	College
51	LB	Emmanuel Acho	6-2	240	Texas
93	DE	Brandon Bair	6-6	285	Oregon
74	T	Michael Bamiro	6-8	340	Stony Brook
89	WR	B.J. Cunningham	6-2	215	Michigan State
82	TE	Emil Igwenagu	6-2	245	Massachusetts
4	QB	G.J. Kinne	6-2	218	Tulsa
57	LB	Travis Long	6-4	245	Washington State
84	WR	Will Murphy	6-2	193	Oregon

Alphabetical Roster



NO	NAME	POS	HT	WT	AGE	EXP	COLLEGE	NO	NAME	POS	HT	WT	AGE	EXP	COLLEGE
51	Acho, Emmanuel	LB	6-2	240	23	3	Texas	34	Josey, Henry	RB	5-8	194	22	R	Missouri
94	Allen, Beau	DT	6-2	333	22	R	Wisconsin	49	Kaddu, Josh	LB	6-3	252	24	3	Oregon
29	Allen, Nate	S	6-1	210	26	5	South Florida	62	Kelce, Jason	C	6-3	295	26	4	Cincinnati
68	Andrews, Josh	G	6-2	311	23	R	Oregon State	74	Keliikipi, Wade	DT	6-2	303	22	R	Oregon
83	Annen, Blake	TE	6-4	247	23	R	Cincinnati	67	Kelly, Dennis	T	6-8	321	24	3	Purdue
93	Bair, Brandon	DE	6-6	290	29	2	Oregon	95	Kendricks, Mychal	LB	6-0	240	23	3	California
74	Bamiro, Michael	T	6-8	340	23	1	Stony Brook	4	Kinne, G.J.	QB	6-2	218	25	1	Tulsa
76	Barbre, Allen	G/T	6-4	310	30	7	Missouri Southern St.	54	Knott, Jake	LB	6-2	243	23	2	Iowa State
2	Barkley, Matt	QB	6-2	227	23	2	USC	73	Kruger, Joe	DE	6-6	290	22	2	Utah
73	Barton, Karim	G	6-2	313	22	R	Morgan State	96	Logan, Bennie	DT	6-2	315	24	2	LSU
98	Barwin, Connor	LB	6-4	264	27	6	Cincinnati	57	Long, Travis	LB	6-4	255	22	1	Washington State
17	Benn, Arrelious	WR	6-2	220	25	5	Illinois	35	Lowe, Daytawion	S	5-11	196	23	R	Oklahoma State
19	Boone, Kadron	WR	6-0	204	22	R	LSU	18	Maclin, Jeremy	WR	6-0	198	26	6	Missouri
22	Boykin, Brandon	CB	5-10	185	24	3	Georgia	88	Maehl, Jeff	WR	6-0	184	25	2	Oregon
56	Braman, Bryan	LB	6-5	241	27	4	West Texas A&M	42	Maragos, Chris	S	5-10	200	27	5	Wisconsin
47	Burton, Trey	TE	6-3	235	22	R	Florida	31	Marsh, Curtis	CB	6-1	197	26	4	Utah State
21	Carmichael, Roc	CB	5-10	197	25	4	Virginia Tech	69	Mathis, Evan	G	6-5	298	32	10	Alabama
23	Carroll II, Nolan	CB	6-1	205	27	5	Maryland	50	Matthews, Casey	LB	6-1	245	25	4	Oregon
85	Casey, James	TE	6-3	240	29	6	Rice	81	Matthews, Jordan	WR	6-3	212	21	R	Vanderbilt
87	Celek, Brent	TE	6-4	255	29	8	Cincinnati	61	Mays, Frances	DE	6-9	291	23	R	Florida A&M
58	Cole, Trent	LB	6-3	270	31	10	Cincinnati	25	McCoy, LeSean	RB	5-11	208	26	6	Pittsburgh
14	Cooper, Riley	WR	6-4	230	26	5	Florida	63	Molk, David	C	6-1	290	25	2	Michigan
91	Cox, Fletcher	DE	6-4	300	23	3	Mississippi State	80	Momah, Ifeanyi	WR	6-7	239	24	1	Boston College
89	Cunningham, B.J.	WR	6-2	215	25	1	Michigan State	33	Morgan, Davon	DB	6-0	189	25	1	Virginia Tech
75	Curry, Vinny	DE	6-3	279	26	3	Marshall	84	Murphy, Will	WR	6-2	200	24	1	Oregon
46	Dorenbos, Jon	LS	6-0	250	33	12	Texas-El Paso	71	Peters, Jason	T	6-4	328	32	11	Arkansas
86	Ertz, Zach	TE	6-5	250	23	2	Stanford	52	Phillips, Jason	LB	6-1	240	28	6	Texas Christian
24	Fletcher, Bradley	CB	6-0	200	28	6	Iowa	32	Polk, Chris	RB	5-11	222	24	3	Washington
41	Fluellen, David	RB	5-11	224	22	R	Toledo	10	Pratt, Quron	WR	5-11	195	23	R	Rutgers
9	Foles, Nick	QB	6-6	243	25	3	Arizona	30	Reynolds, Ed	S	6-1	207	22	R	Stanford
66	Gardner, Andrew	T	6-6	308	28	5	Georgia Tech	59	Ryans, DeMeco	LB	6-1	247	29	9	Alabama
53	Goode, Najee	LB	6-0	244	25	3	West Virginia	3	Sanchez, Mark	QB	6-2	225	27	6	USC
77	Graf, Kevin	T	6-6	309	23	R	USC	16	Smith, Brad	WR	6-2	213	30	9	Missouri
55	Graham, Brandon	LB	6-2	265	26	5	Michigan	90	Smith, Marcus II	LB	6-3	251	22	R	Louisville
97	Hart, Taylor	DE	6-6	281	23	R	Oregon	1	Spear, Carey	K	5-9	194	22	R	Vanderbilt
78	Hawkins, Donald	G	6-4	301	22	R	Texas	43	Sproles, Darren	RB	5-6	190	31	10	Kansas State
6	Henery, Alex	K	6-1	177	26	4	Nebraska	77	Square, Damion	DE	6-2	293	25	2	Alabama
79	Herremans, Todd	G/T	6-6	321	31	10	Saginaw Valley St.	72	Thornton, Cedric	DE	6-4	309	26	3	Southern Arkansas
11	Huff, Josh	WR	5-11	206	22	R	Oregon	64	Tobin, Matt	T	6-6	290	24	2	Iowa
82	Igwenagu, Emil	TE	6-2	245	24	2	Massachusetts	39	Tucker, Matthew	RB	6-1	227	23	2	TCU
27	Jenkins, Malcolm	S	6-0	204	26	6	Ohio State	61	Vandervelde, Julian	C/G	6-2	300	26	3	Iowa
13	Johnson, Damaris	WR	5-8	175	24	3	Tulsa	78	Villanueva, Alejandro	DE	6-9	277	25	R	Army
38	Johnson, Keelan	S	5-11	209	24	1	Arizona State	37	Watkins, Jaylen	DB	5-11	194	21	R	Florida
65	Johnson, Lane	T	6-6	317	24	2	Oklahoma	26	Williams, Cary	CB	6-1	190	29	6	Washburn
8	Jones, Donnie	P	6-2	221	34	11	LSU	28	Wolff, Earl	S	5-11	210	24	2	NC State

Numerical Roster



NO	NAME	POS	HT	WT	AGE	EXP	COLLEGE	NO	NAME	POS	HT	WT	AGE	EXP	COLLEGE
1	Carey Spear	K	5-9	194	22	R	Vanderbilt	56	Bryan Braman	LB	6-5	241	27	4	West Texas A&M
2	Matt Barkley	QB	6-2	227	23	2	USC	57	Travis Long	LB	6-4	255	22	1	Washington State
3	Mark Sanchez	QB	6-2	225	27	6	USC	58	Trent Cole	LB	6-3	270	31	10	Cincinnati
4	G.J. Kinne	QB	6-2	218	25	1	Tulsa	59	DeMeco Ryans	LB	6-1	247	29	9	Alabama
6	Alex Henery	K	6-1	177	26	4	Nebraska	61	Frances Mays	DE	6-9	291	23	R	Florida A&M
8	Donnie Jones	P	6-2	221	34	11	LSU	61	Julian Vandervelde	C/G	6-2	300	26	3	Iowa
9	Nick Foles	QB	6-6	243	25	3	Arizona	62	Jason Kelce	C	6-3	295	26	4	Cincinnati
10	Quron Pratt	WR	5-11	195	23	R	Rutgers	63	David Molk	C	6-1	290	25	2	Michigan
11	Josh Huff	WR	5-11	206	22	R	Oregon	64	Matt Tobin	T	6-6	290	24	2	Iowa
13	Damaris Johnson	WR	5-8	175	24	3	Tulsa	65	Lane Johnson	T	6-6	317	24	2	Oklahoma
14	Riley Cooper	WR	6-4	230	26	5	Florida	66	Andrew Gardner	T	6-6	308	28	5	Georgia Tech
16	Brad Smith	WR	6-2	213	30	9	Missouri	67	Dennis Kelly	T	6-8	321	24	3	Purdue
17	Arrelious Benn	WR	6-2	220	25	5	Illinois	68	Josh Andrews	G	6-2	311	23	R	Oregon State
18	Jeremy Maclin	WR	6-0	198	26	6	Missouri	69	Evan Mathis	G	6-5	298	32	10	Alabama
19	Kadron Boone	WR	6-0	204	22	R	LSU	71	Jason Peters	T	6-4	328	32	11	Arkansas
21	Roc Carmichael	CB	5-10	197	25	4	Virginia Tech	72	Cedric Thornton	DE	6-4	309	26	3	Southern Arkansas
22	Brandon Boykin	CB	5-10	185	24	3	Georgia	73	Karim Barton	G	6-2	313	22	R	Morgan State
23	Nolan Carroll II	CB	6-1	205	27	5	Maryland	73	Joe Kruger	DE	6-6	290	22	2	Utah
24	Bradley Fletcher	CB	6-0	200	28	6	Iowa	74	Michael Bamiro	T	6-8	340	23	1	Stony Brook
25	LeSean McCoy	RB	5-11	208	26	6	Pittsburgh	74	Wade Keliikipi	DT	6-2	303	22	R	Oregon
26	Cary Williams	CB	6-1	190	29	6	Washburn	75	Vinny Curry	DE	6-3	279	26	3	Marshall
27	Malcolm Jenkins	S	6-0	204	26	6	Ohio State	76	Allen Barbre	G/T	6-4	310	30	7	Missouri Southern St.
28	Earl Wolff	S	5-11	210	24	2	NC State	77	Kevin Graf	T	6-6	309	23	R	USC
29	Nate Allen	S	6-1	210	26	5	South Florida	77	Damion Square	DE	6-2	293	25	2	Alabama
30	Ed Reynolds	S	6-1	207	22	R	Stanford	78	Donald Hawkins	G	6-4	301	22	R	Texas
31	Curtis Marsh	CB	6-1	197	26	4	Utah State	78	Alejandro Villanueva	DE	6-9	277	25	R	Army
32	Chris Polk	RB	5-11	222	24	3	Washington	79	Todd Herremans	G/T	6-6	321	31	10	Saginaw Valley St.
33	Davon Morgan	DB	6-0	189	25	1	Virginia Tech	80	Ifeanyi Momah	WR	6-7	239	24	1	Boston College
34	Henry Josey	RB	5-8	194	22	R	Missouri	81	Jordan Matthews	WR	6-3	212	21	R	Vanderbilt
35	Daytawion Lowe	S	5-11	196	23	R	Oklahoma State	82	Emil Igwenagu	TE	6-2	245	24	2	Massachusetts
37	Jaylen Watkins	DB	5-11	194	21	R	Florida	83	Blake Annen	TE	6-4	247	23	R	Cincinnati
38	Keelan Johnson	S	5-11	209	24	1	Arizona State	84	Will Murphy	WR	6-2	200	24	1	Oregon
39	Matthew Tucker	RB	6-1	227	23	2	TCU	85	James Casey	TE	6-3	240	29	6	Rice
41	David Fluellen	RB	5-11	224	22	R	Toledo	86	Zach Ertz	TE	6-5	250	23	2	Stanford
42	Chris Maragos	S	5-10	200	27	5	Wisconsin	87	Brent Celek	TE	6-4	255	29	8	Cincinnati
43	Darren Sproles	RB	5-6	190	31	10	Kansas State	88	Jeff Maehl	WR	6-0	184	25	2	Oregon
46	Jon Dorenbos	LS	6-0	250	33	12	Texas-El Paso	89	B.J. Cunningham	WR	6-2	215	25	1	Michigan State
47	Trey Burton	TE	6-3	235	22	R	Florida	90	Marcus Smith II	LB	6-3	251	22	R	Louisville
49	Josh Kaddu	LB	6-3	252	24	3	Oregon	91	Fletcher Cox	DE	6-4	300	23	3	Mississippi State
50	Casey Matthews	LB	6-1	245	25	4	Oregon	93	Brandon Bair	DE	6-6	290	29	2	Oregon
51	Emmanuel Acho	LB	6-2	240	23	3	Texas	94	Beau Allen	DT	6-2	333	22	R	Wisconsin
52	Jason Phillips	LB	6-1	240	28	6	Texas Christian	95	Mychal Kendricks	LB	6-0	240	23	3	California
53	Najee Goode	LB	6-0	244	25	3	West Virginia	96	Bennie Logan	DT	6-2	315	24	2	LSU
54	Jake Knott	LB	6-2	243	23	2	Iowa State	97	Taylor Hart	DE	6-6	281	23	R	Oregon
55	Brandon Graham	LB	6-2	265	26	5	Michigan	98	Connor Barwin	LB	6-4	264	27	6	Cincinnati

How They Were Built



HOW THEY WERE ACQUIRED

2005 Todd Herremans D4b Trent Cole D5a	2012 DeMeco Ryans T-Hou Fletcher Cox D1 Mychal Kendricks D2a Vinny Curry D2b Nick Foles D3 Brandon Boykin D4 Dennis Kelly D5 Emil Igwenagu RFA Damaris Johnson RFA Chris Polk RFA B.J. Cunningham FA	Joe Kruger D7a Ifeanyi Momah FA Jake Knott RFA Damion Square RFA Matt Tobin RFA Matthew Tucker RFA Will Murphy RFA Michael Bamiro RFA Travis Long RFA G.J. Kinne FA Brandon Bair FA Jeff Maehl T-Hou Najee Goode W-TB Roc Carmichael FA-Hou Brad Smith FA Keelan Johnson FA	Alejandro Villanueva RFA Marcus Smith II D1 Jordan Matthews D2 Josh Huff D3 Jaylen Watkins D4 Taylor Hart D5a Ed Reynolds D5b Beau Allen D7 Josh Andrews RFA Blake Annen RFA Karim Barton RFA Kadron Boone RFA Trey Burton RFA David Fluellen RFA Kevin Graf RFA Donald Hawkins RFA Henry Josey RFA Wade Keliikipi RFA Daytawion Lowe RFA Frances Mays RFA Quron Pratt RFA Carey Spear RFA Davon Morgan FA
2006 Jon Dorenbos FA			
2007 Brent Celek D5b			
2009 Jason Peters T-Buf Jeremy Maclin D1 LeSean McCoy D2			
2010 Brandon Graham D1 Nate Allen D2 Riley Cooper D5b	2013 Allen Barbre FA James Casey FA-Hou Bradley Fletcher FA-StL Jason Phillips FA-Car Cary Williams FA-Bal Connor Barwin FA-Hou Emmanuel Acho T-Cle Arrelious Benn T-TB Donnie Jones FA-Hou Lane Johnson D1 Zach Ertz D2 Bennie Logan D3 Matt Barkley D4 Earl Wolff D5	2014 Josh Kaddu FA David Molk FA Malcolm Jenkins FA-NO Chris Maragos FA-Sea Bryan Braman FA-Hou Darren Sproles T-NO Nolan Carroll II FA-Mia Mark Sanchez FA Andrew Gardner FA-Hou	

EAGLES BY DRAFT ROUND

1st Jeremy Maclin Phi 2009 Malcolm Jenkins NO 2009 Mark Sanchez NYJ 2009 Brandon Graham Phi 2010 Fletcher Cox Phi 2012 Lane Johnson Phi 2013 Marcus Smith II Phi 2014	4th Todd Herremans Phi 2005 Darren Sproles SD 2005 Brad Smith NYJ 2006 Allen Barbre GB 2007 Casey Matthews Phi 2011 Alex Henery Phi 2011 Roc Carmichael Hou 2011 Brandon Boykin Phi 2012 Matt Barkley Phi 2013 Jaylen Watkins Phi 2014	6th Andrew Gardner Mia 2009 Jason Kelce Phi 2011 Emmanuel Acho Cle 2012 B.J. Cunningham Mia 2012	Ifeanyi Momah Phi 2013 Will Murphy Phi 2013 Damion Square Phi 2013 Matt Tobin Phi 2013 Matthew Tucker Phi 2013 Keelan Johnson Mia 2013 Alejandro Villanueva Phi 2014 Josh Andrews Phi 2014 Blake Annen Phi 2014 Karim Barton Phi 2014 Kadron Boone Phi 2014 Trey Burton Phi 2014 David Fluellen Phi 2014 Kevin Graf Phi 2014 Donald Hawkins Phi 2014 Henry Josey Phi 2014 Wade Keliikipi Phi 2014 Daytawion Lowe Phi 2014 Frances Mays Phi 2014 Quron Pratt Phi 2014 Carey Spear Phi 2014
2nd DeMeco Ryans Hou 2006 LeSean McCoy Phi 2009 Connor Barwin Hou 2009 Nate Allen Phi 2010 Arrelious Benn TB 2010 Mychal Kendricks Phi 2012 Vinny Curry Phi 2012 Zach Ertz Phi 2013 Jordan Matthews Phi 2014	5th Trent Cole Phi 2005 Brent Celek Phi 2007 Jason Phillips Bal 2009 James Casey Hou 2009 Riley Cooper Phi 2010 Nolan Carroll II Mia 2010 Julian Vandervelde Phi 2011 Dennis Kelly Phi 2012 Najee Goode TB 2012 Josh Kaddu Mia 2012 Earl Wolff Phi 2013 Taylor Hart Phi 2014 Ed Reynolds Phi 2014	7th Donnie Jones Sea 2004 Cary Williams Ten 2008 David Molk SD 2012 Joe Kruger Phi 2013 Beau Allen Phi 2014	
3rd Evan Mathis Car 2005 Bradley Fletcher StL 2009 Curtis Marsh Phi 2011 Nick Foles Phi 2012 Bennie Logan Phi 2013 Josh Huff Phi 2014		FA Jon Dorenbos Buf 2003 Jason Peters Buf 2004 Chris Maragos SF 2010 Jeff Maehl Hou 2011 Bryan Braman Hou 2011 Brandon Bair KC 2011 Davon Morgan NYJ 2011 Cedric Thornton Phi 2011 G.J. Kinne NYJ 2012 Emil Igwenagu Phi 2012 Damaris Johnson Phi 2012 Chris Polk Phi 2012 Michael Bamiro Phi 2013 Jake Knott Phi 2013 Travis Long Phi 2013	

How They Were Built



BY EXPERIENCE AND GAMES

Player	Exp	GP	GS	w/Phi	Player	Exp	GP	GS	w/Phi	Player	Exp	GP	GS	w/Phi
Jon Dorenbos	12	156	0	117/0	Brandon Boykin	3	32	6		Brandon Bair	2	0	0	
Donnie Jones	11	150	0	16/0	Fletcher Cox	3	31	25		G.J. Kinne	1	0	0	
Trent Cole	10	140	130		Mychal Kendricks	3	30	29		Ifeanyi Momah	1	0	0	
Jason Peters	11	123	113	58/58	Jason Phillips	6	30	2	0/0	Joe Kruger	2	0	0	
Darren Sproles	10	122	19	0/0	Damaris Johnson	3	27	1		Michael Bamiro	1	0	0	
Todd Herremans	10	119	116		Curtis Marsh	4	25	0	23/0	Travis Long	1	0	0	
DeMeco Ryans	9	118	118	32/32	Chris Polk	3	22	0		Will Murphy	1	0	0	
Brad Smith	9	112	24	6/0	Nick Foles	3	20	16		Davon Morgan	1	0	0	
Brent Celek	8	111	87		Vinny Curry	3	20	0		Alejandro Villanueva	R	0	0	
Evan Mathis	10	104	69	47/47	Roc Carmichael	4	19	2	13/2	Marcus Smith II	R	0	0	
James Casey	6	76	21	15/1	Jeff Maehl	2	19	0	16/0	Jordan Matthews	R	0	0	
LeSean McCoy	6	74	60		Najee Goode	3	17	1	14/1	Josh Huff	R	0	0	
Cary Williams	6	71	49	16/16	Lane Johnson	2	16	16		Jaylen Watkins	R	0	0	
Malcolm Jenkins	6	71	63	0/0	Bennie Logan	2	16	8		Taylor Hart	R	0	0	
Connor Barwin	6	65	48	16/16	Zach Ertz	2	16	3		Ed Reynolds	R	0	0	
Mark Sanchez	6	62	62	0/0	Julian Vandervelde	3	15	0		Beau Allen	R	0	0	
Jeremy Maclin	6	59	57		Dennis Kelly	3	13	10		Josh Andrews	R	0	0	
Nate Allen	5	59	54		David Molk	2	12	0	0/0	Blake Annen	R	0	0	
Nolan Carroll II	5	58	26	0/0	Jake Knott	2	12	0		Karim Barton	R	0	0	
Bradley Fletcher	6	56	39	13/13	Earl Wolff	2	11	6		Kadron Boone	R	0	0	
Riley Cooper	5	56	25		Damion Square	2	10	0		Trey Burton	R	0	0	
Brandon Graham	5	48	12		Andrew Gardner	5	8	0	0/0	David Fluellen	R	0	0	
Casey Matthews	4	48	4		Emmanuel Acho	3	6	0		Kevin Graf	R	0	0	
Alex Henery	4	48	0		Josh Kaddu	3	4	0	0/0	Donald Hawkins	R	0	0	
Allen Barbre	7	47	7	15/0	Emil Igwenagu	2	3	1		Henry Josey	R	0	0	
Chris Maragos	5	46	0	0/0	Matt Barkley	2	3	0		Wade Keliikipi	R	0	0	
Bryan Braman	4	46	0	0/0	B.J. Cunningham	1	2	0		Daytawion Lowe	R	0	0	
Arrelious Benn	5	37	24	0/0	Matthew Tucker	2	2	0		Frances Mays	R	0	0	
Jason Kelce	4	34	34		Keelan Johnson	1	2	0		Quron Pratt	R	0	0	
Cedric Thornton	3	32	16		Matt Tobin	2	1	0		Carey Spear	R	0	0	

BY AGE

34 Donnie Jones 7/5/80	26 Alex Henery 8/18/87	23 Matt Barkley 9/8/90
33 Jon Dorenbos 7/21/80	Riley Cooper 9/9/87	Mychal Kendricks 9/28/90
32 Evan Mathis 11/1/81	Julian Vandervelde 10/7/87	Michael Bamiro 10/9/90
Jason Peters 1/22/82	Jason Kelce 11/5/87	Jake Knott 10/24/90
31 Trent Cole 10/5/82	Nate Allen 11/30/87	Emmanuel Acho 11/10/90
Todd Herremans 10/13/82	Malcolm Jenkins 12/20/87	Zach Ertz 11/10/90
Darren Sproles 6/20/83	Curtis Marsh 3/1/88	Frances Mays 12/1/90
30 Brad Smith 12/12/83	Brandon Graham 4/3/88	Fletcher Cox 12/13/90
Allen Barbre 6/22/84	Jeremy Maclin 5/11/88	Taylor Hart 2/22/91
29 DeMeco Ryans 7/28/84	Cedric Thornton 6/21/88	Daytawion Lowe 3/23/91
James Casey 9/22/84	Vinny Curry 6/30/88	Quron Pratt 4/25/91
Brandon Bair 11/24/84	LeSean McCoy 7/12/88	Matthew Tucker 5/24/91
Cary Williams 12/23/84	25 Arrelious Benn 9/8/88	Blake Annen 5/28/91
Brent Celek 1/25/85	Roc Carmichael 9/9/88	Kevin Graf 6/17/91
28 Jason Phillips 2/14/86	Alejandro Villanueva 9/22/88	Josh Andrews 6/21/91
Andrew Gardner 4/4/86	G.J. Kinne 12/1/88	22 Wade Keliikipi 7/21/91
Bradley Fletcher 6/25/86	David Molk 12/15/88	Travis Long 7/24/91
27 Connor Barwin 10/15/86	Casey Matthews 1/16/89	Kadron Boone 9/13/91
Mark Sanchez 11/11/86	Nick Foles 1/20/89	Henry Josey 9/25/91
Chris Maragos 1/6/87	Davon Morgan 1/28/89	Josh Huff 10/14/91
Nolan Carroll II 1/18/87	Damion Square 2/6/89	Ed Reynolds 10/18/91
Bryan Braman 5/4/87	Jeff Maehl 3/16/89	Trey Burton 10/29/91
	Emil Igwenagu 3/27/89	Beau Allen 11/14/91
	B.J. Cunningham 5/29/89	Jaylen Watkins 11/27/91
	Najee Goode 6/4/89	Karim Barton 12/13/91
24 Keelan Johnson 9/26/89	24 Keelan Johnson 9/26/89	Carey Spear 1/5/92
Ifeanyi Momah 10/23/89	Ifeanyi Momah 10/23/89	David Fluellen 1/29/92
Damaris Johnson 11/22/89	Damaris Johnson 11/22/89	Marcus Smith II 3/31/92
Earl Wolff 12/15/89	Earl Wolff 12/15/89	Donald Hawkins 4/22/92
Chris Polk 12/16/89	Chris Polk 12/16/89	Joe Kruger 6/4/92
Bennie Logan 12/28/89	Bennie Logan 12/28/89	21 Jordan Matthews 7/16/92
Dennis Kelly 1/16/90	Dennis Kelly 1/16/90	
Josh Kaddu 3/12/90	Josh Kaddu 3/12/90	
Lane Johnson 5/8/90	Lane Johnson 5/8/90	
Will Murphy 5/15/90	Will Murphy 5/15/90	
Matt Tobin 6/5/90	Matt Tobin 6/5/90	
Brandon Boykin 7/13/90	Brandon Boykin 7/13/90	

2014 Personnel Moves



- **Monday, January 6** - Re-signed the following players to reserve/future contracts: LB **Emmanuel Acho**, DE **Brandon Bair**, T **Michael Bamiro**, WR **B.J. Cunningham**, TE **Emil Igwenagu**, QB **G.J. Kinne**, and LB **Travis Long**
- **Tuesday, January 7** - Signed three players to reserve/future contracts: LB **Josh Kaddu**, WR **Ifeanyi Momah**, and WR **Will Murphy**
- **Thursday, January 9** - Signed C **David Molk** to a reserve/future contract
- **Monday, January 27** - Named **Bill Musgrave** quarterbacks coach, **Michael Clay** defensive quality control coach, and **Mike Dawson** assistant defensive line coach
- **Friday, February 7** - Signed WR **Joe Anderson**
- **Wednesday, February 26** - Agreed to terms with T **Jason Peters** on a five-year contract through 2018
- **Thursday, February 27** - Agreed to terms with WR **Riley Cooper** on a five-year contract through 2018 and C **Jason Kelce** on a seven-year contract through 2020
- **Friday, February 28** - Agreed to terms with WR **Jeremy Maclin** on a one-year contract
- **Monday, March 3** - Signed DE **Cedric Thornton** to a one-year contract
- **Tuesday, March 4** - Released WR **Jason Avant**
- **Tuesday, March 11** - Agreed to terms with P **Donnie Jones** on a three-year deal ... Released S **Patrick Chung** ... Agreed to terms with S **Malcolm Jenkins** on a three-year contract
- **Wednesday, March 12** - Agreed to terms with S **Chris Maragos** on a three-year deal ... Agreed to terms with LB **Bryan Braman** on a two-year deal
- **Thursday, March 13** - Acquired RB **Darren Sproles** from the New Orleans Saints in exchange for a 5th round draft choice ... Agreed to terms with CB **Nolan Carroll** on a two-year contract
- **Friday, March 14** - Signed RB **Darren Sproles** to a two-year contract extension through 2016 ... Released WR **Joe Anderson**
- **Monday, March 17** - Re-signed S **Nate Allen** to a one-year deal
- **Friday, March 28** - Signed QB **Mark Sanchez** to a one-year deal... Released WR **DeSean Jackson**
- **Monday, March 31** - Signed T **Andrew Gardner**
- **Monday, May 5** - Signed DE **Alejandro Villanueva**
- **Thursday, May 8** - Traded the 22nd overall selection (QB **Johnny Manziel**) to the Cleveland Browns for the 26th overall selection and the 83rd overall selection ... Selected LB **Marcus Smith II** (Louisville) in the first round (26th overall)
- **Friday, May 9** - Traded a 4th round pick (122nd overall, S **Marqueston Huff**) and a 2nd round pick (54th overall, RB **Bishop Sankey**) to the Tennessee Titans for a 2nd round pick (42nd overall) ... Selected WR **Jordan Matthews** (Vanderbilt) in the 2nd round (42nd overall) ... Traded a 3rd round pick (83rd overall, DT **Louis Nix**) to the Houston Texans for a 4th round pick (101st overall) and a 5th round pick (141st overall) ... Selected WR **Josh Huff** (Oregon) in the third round (86th overall)
- **Saturday, May 10** - Selected DB **Jaylen Watkins** (Florida) in the 4th round (101st overall) ... Traded RB **Bryce Brown** and a 2014 7th round pick (237th overall, T **Seantrel Henderson**) to the Buffalo Bills in exchange for a 2014 7th round pick (224th overall) and either a 2015 4th round pick or a 2016 3rd round pick or a 2016 4th round pick ... Selected DE **Taylor Hart** (Oregon) in the 5th round (141st overall) ... Selected S **Ed Reynolds** (Stanford) in the 5th round (162nd overall) ... Selected DT **Beau Allen** (Wisconsin) in the 7th round (224th overall) ... Agreed to terms with the following rookie free agents: G **Josh Andrews** (Oregon State), TE **Blake Annen** (Cincinnati), G **Karim Barton** (Morgan State), WR **Kadron Boone** (LSU), TE **Trey Burton** (Florida), RB **David Fluellen** (Toledo), CB **John Fulton** (Alabama), T **Kevin Graf** (USC), G **Donald Hawkins** (Texas), RB **Henry Josey** (Missouri), DT **Wade Keliikipi** (Oregon), S **Daytawion Lowe** (Oklahoma State), DE **Frances Mays** (Florida A&M), WR **Quron Pratt** (Rutgers), K **Carey Spear** (Vanderbilt)
- **Tuesday, May 13** - Agreed to terms with WR **Josh Huff** on a four-year contract
- **Thursday, May 15** - Signed DT **Beau Allen** to a four-year contract
- **Friday, May 16** - Released WR **Arrelious Benn**
- **Monday, May 19** - Re-signed WR **Arrelious Benn** ... Signed DE **Taylor Hart** and DB **Jaylen Watkins** each to four-year contracts ... Signed DB **Davon Morgan** and released CB **John Fulton**
- **Wednesday, May 21** - Signed S **Ed Reynolds** to a four-year contract
- **Tuesday, May 27** - Signed WR **Jordan Matthews** to a four-year contract
- **Tuesday, June 3** - Agreed to terms with OL **Allen Barbre** on a three-year contract extension through the 2017 season
- **Wednesday, June 4** - Made the following changes in scouting and football operations departments: Named **Dom Disandro** vice president of team security ... Named **Rick Mueller** director of pro personnel ... Named **Mike Bradway** assistant director of college scouting ... Named **Jake Rosenberg** director of football administration ... Named **Brad Obee** southwest regional scout ... Named **Ryan Myers** northeast regional scout ... Named **Joe Hastings** pro personnel assistant ... Named **Matt Lindsey** college scouting coordinator
- **Monday, June 9** - Signed LB **Marcus Smith** to a four-year contract

Career Player Transactions



Emmanuel Acho

2012 Drafted by CLE in 6th round ... signed 4-year contract
 8/27/12 Placed on Injured Reserve (leg)
 4/11/13 Traded from CLE to PHI for RB Dion Lewis
 9/2/13 Released by PHI
 9/10/13 Signed by NYG to the practice squad
 10/21/13 Signed by PHI from NYG practice squad
 12/17/13 Released by PHI
 12/18/13 Signed by PHI to the practice squad
 1/6/14 Re-signed by PHI

Beau Allen

2014 Drafted by PHI in 7th round ... signed 4-year contract

Nate Allen

2010 Drafted by PHI in 2nd round (37th overall) ... signed 4-year contract
 12/21/10 Placed on Injured Reserve (knee)
 3/17/14 Signed by PHI to a 1-year contract

Josh Andrews

2014 Signed by PHI as a rookie free agent

Blake Annen

2014 Signed by PHI as a rookie free agent

Brandon Bair

2011 Signed by KC as a rookie free agent
 8/31/12 Waived by KC
 9/12/12 Signed by OAK to the practice squad
 12/29/12 Signed by OAK from the practice squad to active roster
 8/26/13 Waived/injured by OAK
 8/27/13 Placed on Injured Reserve
 9/2/13 Waived by OAK
 9/3/13 Signed by PHI to the practice squad
 1/6/14 Re-signed by PHI

Michael Bamiro

2013 Signed by PHI as a rookie free agent
 8/30/13 Released by PHI
 9/1/13 Signed by PHI to the practice squad
 1/6/14 Re-signed by PHI

Allen Barbre

2007 Drafted by GB in 4th round...signed 4-year contract
 9/6/10 Released by GB
 9/23/10 Signed by SEA
 11/23/10 Released by SEA
 12/28/10 Signed by MIA
 9/3/11 Placed on Injured Reserve
 9/6/11 Released by MIA
 11/24/11 Signed by SEA
 8/31/12 Suspended by NFL for 4 games
 10/1/12 Released by SEA
 1/15/13 Signed by PHI
 6/3/14 Signed by PHI to a 3-year contract extension through 2017

Matt Barkley

2013 Drafted by PHI in 4th round ... signed 4-year contract

Karim Barton

2014 Signed by PHI as a rookie free agent

Connor Barwin

2009 Drafted by HOU in 2nd round ... signed 4-year contract
 9/15/10 Placed on Injured Reserve (ankle)
 3/14/13 Signed by PHI to a 6-year contract

Arrelious Benn

2010 Drafted by TB in 2nd round (39th overall) ... signed 4-year contract
 12/27/10 Placed on Injured Reserve (knee)
 11/22/12 Placed on Injured Reserve (shoulder)
 3/5/13 Traded from TB to PHI along with a 2013 7th round draft choice for a 2013 6th round draft choice and a 2014 conditional draft choice
 3/21/13 Signed by PHI to a 1-year contract extension thru 2014
 8/7/13 Placed on Injured Reserve (knee)
 5/16/14 Released by PHI
 5/19/14 Re-signed by PHI

Kadron Boone

2014 Signed by PHI as a rookie free agent

Brandon Boykin

2012 Drafted by PHI in 4th round ... signed 4-year contract

Bryan Braman

2011 Signed by HOU as a rookie free agent
 3/12/14 Signed by PHI to a 2-year contract

Trey Burton

2014 Signed by PHI as a rookie free agent

Roc Carmichael

2011 Drafted by HOU in 4th round ... signed 4-year contract
 9/16/11 Placed on Injured Reserve (shoulder)
 8/31/13 Released by HOU
 9/2/13 Signed by HOU to the practice squad
 9/18/13 Signed by PHI from HOU practice squad

Nolan Carroll II

2010 Drafted by MIA in 5th round ... signed 4-year contract
 3/13/14 Signed by PHI to a 2-year contract

James Casey

2009 Drafted by HOU in 5th round ... signed 4-year contract
 3/12/13 Signed by PHI to a 3-year contract

Brent Celek

2007 Drafted by PHI in 5th round ... signed 4-year contract
 12/1/09 Signed by PHI to a 6-year contract extension thru 2016

Trent Cole

2005 Drafted by PHI in 5th round ... signed 4-year contract
 11/6/06 Signed by PHI to a 5-year contract extension thru 2013
 3/14/12 Signed by PHI to a 4-year contract extension thru 2017

Riley Cooper

2010 Drafted by PHI in 5th round ... signed 4-year contract
 2/27/14 Signed by PHI to a 5-year contract

Fletcher Cox

2012 Drafted by PHI in 1st round (12th overall) ... signed 4-year contract

BJ Cunningham

2012 Drafted by MIA in 6th round ... signed 4-year contract
 8/31/12 Released by MIA
 9/2/12 Signed by PHI to the practice squad
 12/31/12 Re-signed by PHI
 8/1/13 Waived/injured by PHI
 10/14/13 Re-signed by PHI
 11/12/13 Released by PHI
 11/14/13 Signed by PHI to the practice squad
 1/6/14 Re-signed by PHI

Career Player Transactions



Vinny Curry

2012 Drafted by PHI in 2nd round (59th overall) ... signed 4-year contract

Jon Dorenbos

5/2/03 Signed by BUF as a rookie free agent
12/21/04 Placed on Injured Reserve (knee)
9/6/05 Released by BUF
10/26/05 Signed by TEN to a 1-year contract
10/13/06 Signed by TEN to a 1-year contract
10/24/06 Released by TEN
11/29/06 Signed by PHI to a 2-year contract
12/29/07 Signed by PHI to a 5-year contract extension thru 2012
3/11/13 Signed by PHI to a 4-year contract

Zach Ertz

2013 Drafted by PHI in 2nd round (35th overall)...signed 4-year contract

Bradley Fletcher

2009 Drafted by StL in 3rd round ... signed 4-year contract
10/27/09 Placed on Injured Reserve (knee)
10/10/11 Placed on Injured Reserve (knee)
3/12/13 Signed by PHI to a 2-year contract

David Fluellen

2014 Signed by PHI as a rookie free agent

Nick Foles

2012 Drafted by PHI in 3rd round (88th overall) ... signed 4-year contract
12/26/12 Placed on Injured Reserve (hand)

Andrew Gardner

2009 Drafted by MIA in 6th round ... signed 4-year contract
9/4/10 Released by MIA
9/9/10 Signed by BAL to the practice squad
9/14/10 Released by BAL from the practice squad
10/6/10 Signed by MIN to the practice squad
11/11/10 Released by MIN from the practice squad
11/16/10 Signed by CIN to the practice squad
1/3/11 Re-signed by CIN
8/23/11 Released by CIN
8/30/11 Signed by HOU
9/3/11 Released by HOU
9/5/11 Signed by HOU to the practice squad
9/22/11 Signed by HOU from practice squad to active roster
3/31/14 Signed by PHI

Najee Goode

2012 Drafted by TB in 5th round ... signed 4-year contract
9/1/13 Waived by TB
9/2/13 Claimed by PHI off waivers from TB

Kevin Graf

2014 Signed by PHI as a rookie free agent

Brandon Graham

2010 Drafted by PHI in 1st round (13th overall) ... signed 5-year contract
12/14/10 Placed on Injured Reserve (knee)
9/3/11 Placed on Reserve/PUP (knee)
11/5/11 Activated from Reserve/PUP (knee)

Taylor Hart

2014 Drafted by PHI in 5th round ... signed 4-year contract

Donald Hawkins

2014 Signed by PHI as a rookie free agent

Alex Henery

2011 Drafted by PHI in 4th round ... signed 4-year contract

Todd Herremans

2005 Drafted by PHI in 4th round ... signed 4-year contract
12/20/05 Placed on Injured Reserve (ankle)
12/30/06 Signed by PHI to a 5-year contract extension thru 2013
3/13/12 Signed by PHI to a 3-year contract extension thru 2016
11/7/12 Placed on Injured Reserve (foot/ankle)

Josh Huff

2005 Drafted by PHI in 3rd round ... signed 4-year contract

Emil Igwenagu

2012 Signed by PHI as a rookie free agent
10/14/13 Released by PHI
10/16/13 Signed by PHI to the practice squad
1/6/14 Re-signed by PHI

Malcolm Jenkins

2009 Drafted by NO in 1st round (14th overall) ... signed 5-year contract
3/11/14 Signed by PHI to a 3-year contract

Damaris Johnson

2012 Signed by PHI as a rookie free agent

Keelan Johnson

2013 Signed by MIA as a rookie free agent
8/31/13 Released by MIA
9/3/13 Signed by PHI to the practice squad
12/17/13 Signed by PHI from practice squad to active roster

Lane Johnson

2013 Drafted by PHI in 1st round (4th overall) ... signed 4-year contract

Donnie Jones

2004 Drafted by SEA in 7th round ... signed 4-year contract
9/5/04 Released by SEA
9/7/04 Signed by SEA to the practice squad
10/15/04 Signed by SEA from practice squad to active roster
10/20/04 Released by SEA
10/21/04 Signed by SEA to the practice squad
10/23/04 Signed by SEA from practice squad to active roster
10/26/04 Released by SEA
10/27/04 Signed by SEA to the practice squad
10/30/04 Signed by SEA from practice squad to active roster
11/24/04 Released by SEA
11/25/04 Signed by SEA to the practice squad
1/4/05 Re-signed by SEA
7/24/05 Waived by SEA
7/25/05 Claimed by MIA off waivers from SEA
9/3/05 Released by MIA
9/5/05 Signed by MIA to the practice squad
9/10/05 Signed by MIA from practice squad to active roster
4/25/07 Signed by STL
3/30/12 Signed by HOU to a 1-year contract
3/25/13 Signed by PHI to a 1-year contract
3/11/14 Signed by PHI to a 3-year contract


Henry Josey

2014 Signed by PHI as a rookie free agent

Josh Kaddu

2012 Drafted by MIA in 5th round ... signed 4-year contract
10/21/13 Released by MIA
10/23/13 Signed by MIA to the practice squad
1/7/14 Signed by PHI

Career Player Transactions



Jason Kelce

2011 Drafted by PHI in 6th round ... signed 4-year contract
 9/18/12 Placed on Injured Reserve (knee)
 2/27/14 Signed by PHI to a 7-year contract through 2020

Wade Keliikipi

2014 Signed by PHI as a rookie free agent

Dennis Kelly

2012 Drafted by PHI in 5th round ... signed 4-year contract

Mychal Kendricks

2012 Drafted by PHI in 2nd round (46th overall) ... signed 4-year contract

G.J. Kinne

2012 Signed by NYJ as a rookie free agent
 6/28/12 Waived by NYJ
 2012 Signed by Omaha Nighthawks (UFL)
 12/20/12 Signed by San Antonio Talons (AFL)
 2/28/13 Exempted by San Antonio Talons (AFL)
 3/5/13 Signed by PHI to a 2-year contract
 8/30/13 Released by PHI
 10/22/13 Signed by PHI to the practice squad
 1/6/14 Re-signed by PHI

Jake Knott

2013 Signed by PHI as a rookie free agent
 4/4/14 Suspended by NFL for 4 games

Joe Kruger

2013 Drafted by PHI in 7th round...signed 4-year contract
 8/30/13 Placed on Injured Reserve (shoulder)

Bennie Logan

2013 Drafted by PHI in 3rd round (67th overall) ... signed 4-year contract

Travis Long

2013 Signed by PHI as a rookie free agent
 8/31/13 Released by PHI
 9/1/13 Signed by PHI to the practice squad
 1/6/14 Re-signed by PHI

Daytawion Lowe

2014 Signed by PHI as a rookie free agent

Jeremy Maclin

2009 Drafted by PHI in 1st round (19th overall) ... signed 5-year contract
 7/30/13 Placed on Injured Reserve (knee)
 2/28/14 Signed by PHI to a 1-year contract

Jeff Maehl

2011 Signed by HOU as a rookie free agent
 9/3/11 Released by HOU
 9/4/11 Signed by HOU to the practice squad
 12/13/11 Signed by HOU from the practice squad to active roster
 8/31/12 Released by HOU
 9/1/12 Signed by HOU to the practice squad
 1/24/13 Signed by HOU
 8/12/13 Traded to PHI for OL Nate Menkin

Chris Maragos

2010 Signed by SF as a rookie free agent
 9/3/10 Released by SF
 9/5/10 Signed by SF to the practice squad

10/18/10 Signed by SF from practice squad to active roster
 10/28/10 Released by SF
 10/29/10 Signed by SF to the practice squad
 11/30/10 Signed by SF from practice squad to active roster
 9/3/11 Released by SF
 9/22/11 Signed by SEA to the practice squad
 10/22/11 Signed by SEA from practice squad to active roster
 4/11/13 Signed by SEA to a 1-year contract
 3/12/14 Signed by PHI to a 3-year contract

Curtis Marsh

2011 Drafted by PHI in 3rd round ... signed 4-year contract
 9/1/13 Waived/injured by PHI
 9/19/13 Signed by CIN
 10/1/13 Released by CIN
 11/5/13 Signed by PHI

Evan Mathis

2005 Drafted by CAR in 3rd round ... signed 4-year contract
 8/30/08 Waived by CAR
 9/9/08 Signed by MIA
 11/7/08 Waived by MIA
 11/24/09 Signed by CIN
 4/20/10 Re-signed by CIN
 7/29/11 Signed by PHI to a 1-year contract
 3/17/12 Signed by PHI to a 5-year contract

Casey Matthews

2011 Drafted by PHI in 4th round ... signed 4-year contract

Jordan Matthews

2014 Drafted by PHI in 2nd round (42nd overall) ... signed 4-year contract

Frances Mays

2014 Signed by PHI as a rookie free agent

LeSean McCoy

2009 Drafted by PHI in 2nd round (53rd overall) ... signed 4-year contract
 5/17/12 Agreed to terms on a 5-year contract extension thru 2017

David Molk

2012 Drafted by SD in 7th round ... signed 4-year contract
 12/4/12 Placed on Injured Reserve (thumb)
 8/31/13 Released by SD
 1/9/14 Signed by PHI

Ifeanyi Momah

2013 Signed by PHI as a rookie free agent
 8/30/13 Released by PHI
 1/7/14 Re-signed by PHI

Davon Morgan

2011 Signed by NYJ as a rookie free agent
 9/2/11 Released by NYJ
 5/19/14 Signed by PHI

Will Murphy

2013 Signed by PHI as a rookie free agent
 8/30/13 Released by PHI
 9/23/13 Signed by PHI to the practice squad
 1/7/14 Re-signed by PHI

Career Player Transactions



Jason Peters

2004 Signed by BUF as a rookie free agent
 9/1/04 Released by BUF
 9/7/04 Signed by BUF to the practice squad
 11/13/04 Signed by BUF from the practice squad to active roster
 7/14/06 Signed by BUF to a 5-year contract extension thru 2010
 4/17/09 Traded from BUF to PHI for a 1st round draft pick in 2009, a 4th round pick in 2009 and a 6th round pick in 2010 ... signed by PHI to a 6-year contract thru 2014
 8/27/12 Placed on the Reserve/Non-Football Injury list (Achilles)
 2/26/14 Signed by PHI to a 5-year contract through 2018

Jason Phillips

2009 Drafted by BAL in 5th round ... signed 4-year contract
 8/31/09 Placed on Injured Reserve (knee)
 9/17/11 Waived by BAL
 9/19/11 Claimed by CAR off waivers by BAL
 10/30/11 Placed on Injured Reserve (calf)
 3/12/13 Signed by PHI to a 2-year contract
 7/29/13 Placed on Injured Reserve (knee)

Chris Polk

2012 Signed by PHI as a rookie free agent

Ouron Pratt

2014 Signed by PHI as a rookie free agent

Ed Reynolds

2014 Drafted by PHI in 5th round ... signed 4-year contract

DeMeco Ryans

2006 Drafted by HOU in 2nd round (33rd overall) ... signed 4-year contract
 3/30/10 Re-signed by HOU to a 6-year contract
 10/25/10 Placed on Injured Reserve (Achilles)
 3/20/12 Traded from HOU to PHI for a 2012 4th round draft choice. The Eagles and Texans also swapped picks in the 3rd round

Mark Sanchez

2009 Drafted by NYJ in 1st round (5th overall) ... signed 5-year contract
 3/12/12 Signed by NYJ to a 3-year extension thru 2016
 9/14/13 Placed on Injured Reserve (shoulder)
 3/21/14 Released by NYJ
 3/28/14 Signed by PHI to a 1-year contract

Brad Smith

2006 Drafted by NYJ in 4th round ... signed 4-year contract
 3/22/10 Re-signed by NYJ
 7/28/11 Signed by BUF to a 4-year contract
 8/30/13 Placed on Injured Reserve (ribs)
 11/8/13 Released from Injured Reserve by BUF
 11/12/13 Signed by PHI

Marcus Smith II

2014 Drafted by PHI in 1st round (26th overall)...signed 4-year contract

Carey Spear

2014 Signed by PHI as a rookie free agent

Darren Sproles

2005 Drafted by SD in the 4th round ... Signed 4-year contract
 8/31/06 Placed on Injured Reserve (ankle)
 4/28/09 Signed by SD to a 1-year contract
 3/4/10 Signed by SD to a 1-year contract
 7/29/11 Signed by NO to a 4-year contract
 3/13/14 Traded from NO to PHI for a 2014 5th round draft choice
 3/14/14 Signed by PHI to a 2-year contract extension thru 2016

Damion Square

2013 Signed by PHI as a rookie free agent

Cedric Thornton

2011 Signed by PHI as a rookie free agent
 9/4/11 Released by PHI
 9/5/11 Signed by PHI to the practice squad
 12/12/11 Signed by PHI from the practice squad to active roster
 3/3/14 Signed by PHI to a 1-year contract

Matt Tobin

2013 Signed by PHI as a rookie free agent

Matthew Tucker

2013 Signed by PHI as a rookie free agent
 8/31/13 Released by PHI
 9/1/13 Signed by PHI to the practice squad
 10/19/13 Signed by PHI from practice squad to active roster

Julian Vandervelde

2011 Drafted by PHI in 5th round ... signed 4-year contract
 8/31/12 Waived by PHI
 9/1/12 Claimed by TB off waivers from PHI
 9/3/12 Released by TB
 9/5/12 Signed by TB to the practice squad
 9/24/12 Released by TB from the practice squad
 10/2/12 Signed by PHI to the practice squad
 11/7/12 Signed by PHI from practice squad to active roster
 11/12/12 Released by PHI
 11/19/12 Signed by PHI to the practice squad
 12/31/12 Re-signed by PHI

Alejandro Villanueva

2014 Signed by PHI as a rookie free agent

Jaylen Watkins

2014 Drafted by PHI in 4th round ... signed 4-year contract

Cary Williams

2008 Drafted by TEN in 7th round ... signed 4-year contract
 8/30/08 Released by TEN
 8/31/08 Signed by TEN to the practice squad
 12/9/08 Signed by TEN from the practice squad to active roster
 9/23/09 Released by TEN
 9/29/09 Signed by TEN to the practice squad
 10/3/09 Signed by TEN from the practice squad to active roster
 11/3/09 Released by TEN
 11/5/09 Signed by TEN to the practice squad
 11/24/09 Signed by BAL from TEN practice squad
 3/14/13 Signed by PHI to a 3-year contract

Earl Wolff


2013 Drafted by PHI in 5th round...signed 4-year contract

2013 Participation Chart



Game	1	2	3	4	5	6	7	8	9	10	11	12	13	14	15	16				
Date	S9	S15	S19	S29	O6	O13	O20	O27	N3	N10	N17	D1	D8	D15	D22	D29				
Opponent	@Was	SD	@KC	@Den	@NYG	@TB	DAL	NYG	@Oak	@GB	WAS	ARZ	DET	@Min	CHI	@Dal	GP	GS	IA	DNP
Acho, Emmanuel	X	X	X	X	X	X	X	P	P	P	P	IA	P	P	PS	PS	6	0	1	0
Allen, Nate	SS	SS	SS	SS	SS	SS	SS	SS	SS	SS	SS	SS	SS	SS	SS	SS	16	16	0	0
Anderson, Colt	P	P	P	P	P	P	P	P	P	P	P	P	P	P	IA	IA	14	0	2	0
Avant, Jason	WR	WR	WR	P	WR	WR	WR	WR	WR	WR	WR	WR	P	WR	P	WR	16	13	0	0
Bair, Brandon	PS	PS	PS	PS	PS	PS	PS	PS	PS	PS	PS	PS	PS	PS	PS	PS	0	0	0	0
Bamiro, Michael	PS	PS	PS	PS	PS	PS	PS	PS	PS	PS	PS	PS	PS	PS	PS	PS	0	0	0	0
Barbre, Allen	P	P	P	P	P	P	P	P	P	P	P	P	DNP	P	P	P	15	0	0	1
Barkley, Matt	IA	IA	IA	IA	IA	DNP	P	P	P	DNP	DNP	IA	IA	IA	IA	IA	3	0	10	3
Barwin, Connor	LOLB	LOLB	LOLB	LOLB	LOLB	LOLB	LOLB	LOLB	LOLB	LOLB	LOLB	LOLB	LOLB	LOLB	LOLB	LOLB	16	16	0	0
Benn, Arrelious	IR	IR	IR	IR	IR	IR	IR	IR	IR	IR	IR	IR	IR	IR	IR	IR	0	0	0	0
Boykin, Brandon	P	LCB	P	CB	P	P	P	P	P	P	P	P	P	P	P	P	16	2	0	0
Brown, Bryce	P	P	P	P	P	P	RB	P	P	P	P	P	P	P	P	P	16	1	0	0
Burley, Marcus	X	X	X	X	X	PS	PS	PS	PS	PS	X	X	X	X	X	X	0	0	0	0
Carmichael, Roc	X	X	IA	P	P	P	P	P	P	LCB	LCB	P	P	P	P	P	13	2	1	0
Casey, James	P	P	P	P	P	IA	P	P	P	P	P	P	P	P	TE	P	15	1	1	0
Celek, Brent	TE	TE	TE	TE	TE	TE	P	TE	TE	TE	TE	TE	TE	TE	TE	TE	16	15	0	0
Chung, Patrick	FS	FS	FS	IA	IA	FS	IA	IA	P	P	FS	FS	FS	FS	FS	FS	12	10	4	0
Cole, Trent	ROLB	ROLB	ROLB	ROLB	ROLB	ROLB	ROLB	ROLB	ROLB	ROLB	ROLB	ROLB	ROLB	ROLB	ROLB	ROLB	16	16	0	0
Coleman, Kurt	P	P	P	P	P	P	P	P	P	P	P	P	P	P	IA	P	15	0	1	0
Cooper, Riley	WR	WR	WR	WR	WR	WR	WR	WR	WR	WR	WR	WR	WR	WR	P	WR	16	15	0	0
Cox, Fletcher	RDE	RDE	RDE	RDE	RDE	RDE	RDE	RDE	RDE	RDE	RDE	RDE	RDE	RDE	RDE	RDE	16	16	0	0
Cunningham, B.J.	X	X	X	X	X	X	P	P	IA	IA	PS	PS	PS	PS	PS	PS	2	0	2	0
Curry, Vinny	IA	IA	P	P	P	P	P	P	P	P	P	P	P	P	P	P	14	0	2	0
Dorenbos, Jon	P	P	P	P	P	P	P	P	P	P	P	P	P	P	P	P	16	0	0	0
Ertz, Zach	P	P	P	TE	P	P	P	P	P	P	P	P	TE	P	TE	P	16	3	0	0
Fletcher, Bradley	LCB	IA	LCB	LCB	LCB	LCB	LCB	LCB	LCB	IA	IA	LCB	LCB	LCB	LCB	LCB	13	13	3	0
Foles, Nick	DNP	P	DNP	P	P	QB	QB	IA	QB	QB	QB	QB	QB	QB	QB	QB	13	10	1	2
Geathers, Clifton	P	P	P	P	P	P	P	P	P	P	P	P	P	P	P	P	16	0	0	0
Goode, Najee	P	P	P	P	P	P	P	P	P	P	ILB	P	IA	IA	P	P	14	1	2	0
Graham, Brandon	P	P	P	P	P	P	P	P	P	P	P	P	P	P	P	P	16	0	0	0
Henery, Alex	P	P	P	P	P	P	P	P	P	P	P	P	P	P	P	P	16	0	0	0
Herremans, Todd	RG	RG	RG	RG	RG	RG	RG	RG	RG	RG	RG	RG	RG	RG	RG	RG	16	16	0	0
Hughes, Brandon	X	P	IR	X	X	X	X	X	X	X	X	X	X	X	X	X	1	0	0	0
Hunt, Phillip	IR	IR	IR	IR	IR	IR	IR	IR	IR	IR	IR	IR	IR	IR	IR	IR	0	0	0	0
Igwenagu, Emil	IA	IA	IA	IA	IA	IA	PS	PS	PS	PS	PS	PS	PS	PS	PS	PS	0	0	6	0
Jackson, DeSean	WR	WR	WR	WR	WR	WR	WR	WR	WR	WR	WR	WR	WR	WR	WR	WR	16	16	0	0
Johnson, Damaris	P	P	P	P	P	P	P	P	P	P	IA	P	DNP	P	P	DNP	13	0	1	2
Johnson, Keelan	PS	PS	PS	PS	PS	PS	PS	PS	PS	PS	PS	PS	PS	PS	P	P	2	0	0	0
Johnson, Lane	RT	RT	RT	RT	RT	RT	RT	RT	RT	RT	RT	RT	RT	RT	RT	RT	16	16	0	0
Jones, Donnie	P	P	P	P	P	P	P	P	P	P	P	P	P	P	P	P	16	0	0	0
Kelce, Jason	C	C	C	C	C	C	C	C	C	C	C	C	C	C	C	C	16	16	0	0
Kelly, Dennis	IA	IA	IA	IA	IA	IA	IA	IA	IA	IA	IA	IA	IA	IA	IA	IA	0	0	16	0
Kendricks, Mychal	ILB	ILB	ILB	ILB	ILB	ILB	ILB	ILB	ILB	ILB	IA	ILB	ILB	ILB	ILB	ILB	15	15	1	0
Kinne, G.J.	X	X	X	X	X	X	X	PS	PS	PS	PS	PS	PS	PS	PS	PS	0	0	0	0
Knott, Jake	P	P	P	P	P	P	P	IA	IA	IA	IA	P	P	P	P	P	12	0	4	0
Kruger, Joe	IR	IR	IR	IR	IR	IR	IR	IR	IR	IR	IR	IR	IR	IR	IR	IR	0	0	0	0
Logan, Bennie	P	P	P	P	P	P	P	P	NT	NT	NT	NT	NT	NT	NT	NT	16	8	0	0
Long, Travis	PS	PS	PS	PS	PS	PS	PS	PS	PS	PS	PS	PS	PS	PS	PS	PS	0	0	0	0
Maclin, Jeremy	IR	IR	IR	IR	IR	IR	IR	IR	IR	IR	IR	IR	IR	IR	IR	IR	0	0	0	0
Maehl, Jeff	P	P	P	P	P	P	P	P	P	P	P	P	P	P	P	P	16	0	0	0
Marsh, Curtis	X	X	X	X	X	X	X	X	X	DNP	P	IA	IA	IA	IA	IA	1	0	5	1

2013 Participation Chart



Game	1	2	3	4	5	6	7	8	9	10	11	12	13	14	15	16				
Date	S9	S15	S19	S29	O6	O13	O20	O27	N3	N10	N17	D1	D8	D15	D22	D29				
Opponent	@Was	SD	@KC	@Den	@NYG	@TB	DAL	NYG	@Oak	@GB	WAS	ARZ	DET	@Min	CHI	@Dal	GP	GS	IA	DNP
Mathis, Evan	LG	LG	LG	LG	LG	LG	LG	LG	LG	LG	LG	LG	LG	LG	LG	LG	16	16	0	0
Matthews, Casey	P	P	P	P	P	P	P	P	P	P	P	P	P	P	P	P	16	0	0	0
McCoy, LeSean	RB	RB	RB	RB	RB	RB	RB	RB	RB	RB	RB	RB	RB	RB	RB	RB	16	16	0	0
Murphy, Will	X	X	X	PS	PS	PS	PS	PS	PS	PS	PS	PS	PS	PS	PS	PS	0	0	0	0
Peters, Jason	LT	LT	LT	LT	LT	LT	LT	LT	LT	LT	LT	LT	LT	LT	LT	LT	16	16	0	0
Phillips, Jason	IR	IR	IR	IR	IR	IR	IR	IR	IR	IR	IR	IR	IR	IR	IR	IR	0	0	0	0
Polk, Chris	P	P	P	P	P	P	IA	P	P	P	P	P	P	P	P	P	15	0	1	0
Poyer, Jordan	P	P	IA	P	DNP	IA	X	X	X	X	X	X	X	X	X	X	3	0	2	1
Prater, Shaun	IA	IA	P	IA	IA	IA	IA	X	X	X	X	X	X	X	X	X	1	0	6	0
Remington, Isaac	PS	PS	PS	X	X	X	X	X	X	X	X	X	X	X	X	X	0	0	0	0
Robinson, Trenton	PS	PS	PS	PS	PS	X	X	X	X	X	X	X	X	X	X	X	0	0	0	0
Ryans, DeMeco	ILB	ILB	ILB	ILB	ILB	ILB	ILB	ILB	ILB	ILB	ILB	ILB	ILB	ILB	ILB	ILB	16	16	0	0
Salas, Greg	PS	PS	PS	PS	PS	PS	X	X	X	X	X	X	X	X	X	X	0	0	0	0
Smith, Brad	X	X	X	X	X	X	X	X	X	X	P	P	P	P	P	P	6	0	0	0
Sopoaga, Isaac	NT	NT	NT	P	NT	NT	NT	NT	X	X	X	X	X	X	X	X	8	7	0	0
Square, Damion	P	P	IA	IA	IA	IA	IA	IA	P	P	P	P	P	P	P	P	10	0	6	0
Thornton, Cedric	LDE	LDE	LDE	LDE	LDE	LDE	LDE	LDE	LDE	LDE	LDE	LDE	LDE	LDE	LDE	LDE	16	16	0	0
Tobin, Matt	IA	IA	IA	IA	IA	IA	IA	IA	IA	IA	DNP	IA	IA	IA	IA	P	1	0	15	1
Tucker, Matthew	PS	PS	PS	PS	PS	PS	P	IA	IA	IA	P	IA	IA	IA	IA	IA	2	0	8	0
VanderVelde, Julian	P	P	P	P	P	P	P	P	P	P	P	P	DNP	P	P	IA	14	0	1	1
Vick, Michael	QB	QB	QB	QB	QB	DNP	IA	QB	IA	IA	IA	DNP	DNP	DNP	P	DNP	7	6	4	5
Williams, Cary	RCB	RCB	RCB	RCB	RCB	RCB	RCB	RCB	RCB	RCB	RCB	RCB	RCB	RCB	RCB	RCB	16	16	0	0
Wolff, Earl	P	P	P	FS	FS	P	FS	FS	FS	FS	IA	IA	IA	IA	P	IA	11	6	5	0

KEY: POSITION - start, P - played (did not start), IA - inactive, IR - injured reserve, DNP - dressed but did not play, DND - did not dress, PS - practice squad member, NFI - reserve/non-football injury, SUSP - suspended, X - not with team, EX - roster exemption

PLAYOFF PARTICIPATION

Date	J4					Date	J4					Date	J4				
Opponent	NO	GP	GS	IA	DNP	Opponent	NO	GP	GS	IA	DNP	Opponent	NO	GP	GS	IA	DNP
Acho, Emmanuel	PS	0	0	0	0	Dorenbos, Jon	P	1	0	0	0	Logan, Bennie	P	1	0	0	0
Allen, Nate	SS	1	1	0	0	Ertz, Zach	P	1	0	0	0	Long, Travis	PS	0	0	0	0
Anderson, Colt	P	1	0	0	0	Fletcher, Bradley	LCB	1	1	0	0	Maclin, Jeremy	IR	0	0	0	0
Avant, Jason	WR	1	1	0	0	Foles, Nick	QB	1	1	0	0	Maehl, Jeff	P	1	0	0	0
Bair, Brandon	PS	0	0	0	0	Geathers, Clifton	P	1	0	0	0	Marsh, Curtis	IA	0	0	1	0
Bamiro, Michael	PS	0	0	0	0	Goode, Najee	P	1	0	0	0	Mathis, Evan	LG	1	1	0	0
Barbre, Allen	P	1	0	0	0	Graham, Brandon	P	1	0	0	0	Matthews, Casey	P	1	0	0	0
Barkley, Matt	IA	0	0	1	0	Henery, Alex	P	1	0	0	0	McCoy, LeSean	RB	1	1	0	0
Barwin, Connor	LOLB	1	1	0	0	Herremans, Todd	RG	1	1	0	0	Murphy, Will	PS	0	0	0	0
Benn, Arrelious	IR	0	0	0	0	Hunt, Phillip	IR	0	0	0	0	Peters, Jason	LT	1	1	0	0
Boykin, Brandon	CB	1	1	0	0	Igwenagu, Emil	PS	0	0	0	0	Phillips, Jason	IR	0	0	0	0
Brown, Bryce	P	1	0	0	0	Jackson, DeSean	WR	1	1	0	0	Polk, Chris	P	1	0	0	0
Carmichael, Roc	P	1	0	0	0	Johnson, Damaris	IA	0	0	1	0	Ryans, DeMeco	ILB	1	1	0	0
Casey, James	P	1	0	0	0	Johnson, Keelan	IA	0	0	1	0	Smith, Brad	P	1	0	0	0
Celek, Brent	TE	1	1	0	0	Johnson, Lane	RT	1	1	0	0	Square, Damion	P	1	0	0	0
Chung, Patrick	FS	1	1	0	0	Jones, Donnie	P	1	0	0	0	Thornton, Cedric	LDE	1	1	0	0
Cole, Trent	ROLB	1	1	0	0	Kelce, Jason	C	1	1	0	0	Tobin, Matt	P	1	0	0	0
Coleman, Kurt	P	1	0	0	0	Kelly, Dennis	IA	0	0	1	0	Tucker, Matthew	IA	0	0	1	0
Cooper, Riley	WR	1	1	0	0	Kendricks, Mychal	ILB	1	1	0	0	VanderVelde, Julian	IA	0	0	1	0
Cox, Fletcher	RDE	1	1	0	0	Kinne, G.J.	PS	0	0	0	0	Vick, Michael	DNP	0	0	0	1
Cunningham, B.J.	PS	0	0	0	0	Knott, Jake	P	1	0	0	0	Williams, Cary	RCB	1	1	0	0
Curry, Vinny	P	1	0	0	0	Kruger, Joe	IR	0	0	0	0	Wolff, Earl	DNP	0	0	0	1

2013 Game-By-Game Starters



OFFENSE

OPP	WR	LT	LG	C	RG	RT	TE	WR	WR	RB	QB	Other
at Was	Cooper	Peters	Mathis	Kelce	Herremans	L.Johnson	Celek	Avant	Jackson	McCoy	Vick	
SD	Cooper	Peters	Mathis	Kelce	Herremans	L.Johnson	Celek	Avant	Jackson	McCoy	Vick	
KC	Cooper	Peters	Mathis	Kelce	Herremans	L.Johnson	Celek	Avant	Jackson	McCoy	Vick	
at Den	Cooper	Peters	Mathis	Kelce	Herremans	L.Johnson	Celek	---	Jackson	McCoy	Vick	Ertz (TE)
at NYG	Cooper	Peters	Mathis	Kelce	Herremans	L.Johnson	Celek	Avant	Jackson	McCoy	Vick	
at TB	Cooper	Peters	Mathis	Kelce	Herremans	L.Johnson	Celek	Avant	Jackson	McCoy	Foles	
Dal	Cooper	Peters	Mathis	Kelce	Herremans	L.Johnson	---	Avant	Jackson	McCoy	Foles	Brown (RB)
NYG	Cooper	Peters	Mathis	Kelce	Herremans	L.Johnson	Celek	Avant	Jackson	McCoy	Vick	
at Oak	Cooper	Peters	Mathis	Kelce	Herremans	L.Johnson	Celek	Avant	Jackson	McCoy	Foles	
at GB	Cooper	Peters	Mathis	Kelce	Herremans	L.Johnson	Celek	Avant	Jackson	McCoy	Foles	
WAS	Cooper	Peters	Mathis	Kelce	Herremans	L.Johnson	Celek	Avant	Jackson	McCoy	Foles	
ARZ	Cooper	Peters	Mathis	Kelce	Herremans	L.Johnson	Celek	Avant	Jackson	McCoy	Foles	
DET	Cooper	Peters	Mathis	Kelce	Herremans	L.Johnson	Celek	---	Jackson	McCoy	Foles	Ertz (TE)
at Min	Cooper	Peters	Mathis	Kelce	Herremans	L.Johnson	Celek	Avant	Jackson	McCoy	Foles	
CHI		Peters	Mathis	Kelce	Herremans	L.Johnson	Celek	Casey (TE)	Jackson	McCoy	Foles	Ertz (TE)
at Dal	Cooper	Peters	Mathis	Kelce	Herremans	L.Johnson	Celek	Avant	Jackson	McCoy	Foles	
<u>Playoffs</u>												
NO	Cooper	Peters	Mathis	Kelce	Herremans	L.Johnson	Celek	Avant	Jackson	McCoy	Foles	

DEFENSE

OPP	LE	NT	RE	LOLB	ILB	ILB	ROLB	LCB	RCB	SS	FS	Other
at Was	Thornton	Sopoaga	Cox	Barwin	Ryans	Kendricks	Cole	Fletcher	Williams	Allen	Chung	
SD	Thornton	Sopoaga	Cox	Barwin	Ryans	Kendricks	Cole	Boykin	Williams	Allen	Chung	
KC	Thornton	Sopoaga	Cox	Barwin	Ryans	Kendricks	Cole	Fletcher	Williams	Allen	Chung	
at Den	Thornton	---	Cox	Barwin	Ryans	Kendricks	Cole	Fletcher	Williams	Allen	Wolff	Boykin (CB)
at NYG	Thornton	Sopoaga	Cox	Barwin	Ryans	Kendricks	Cole	Fletcher	Williams	Allen	Wolff	
at TB	Thornton	Sopoaga	Cox	Barwin	Ryans	Kendricks	Cole	Fletcher	Williams	Allen	Chung	
Dal	Thornton	Sopoaga	Cox	Barwin	Ryans	Kendricks	Cole	Fletcher	Williams	Allen	Wolff	
NYG	Thornton	Sopoaga	Cox	Barwin	Ryans	Kendricks	Cole	Fletcher	Williams	Allen	Wolff	
at Oak	Thornton	Logan	Cox	Barwin	Ryans	Kendricks	Cole	Fletcher	Williams	Allen	Wolff	
at GB	Thornton	Logan	Cox	Barwin	Ryans	Kendricks	Cole	Carmichael	Williams	Allen	Wolff	
WAS	Thornton	Logan	Cox	Barwin	Ryans	Goode	Cole	Carmichael	Williams	Allen	Chung	
ARZ	Thornton	Logan	Cox	Barwin	Ryans	Kendricks	Cole	Fletcher	Williams	Allen	Chung	
DET	Thornton	Logan	Cox	Barwin	Ryans	Kendricks	Cole	Fletcher	Williams	Allen	Chung	
at Min	Thornton	Logan	Cox	Barwin	Ryans	Kendricks	Cole	Fletcher	Williams	Allen	Chung	
CHI	Thornton	Logan	Cox	Barwin	Ryans	Kendricks	Cole	Fletcher	Williams	Allen	Chung	
at Dal	Thornton	Logan	Cox	Barwin	Ryans	Kendricks	Cole	Fletcher	Williams	Allen	Chung	
<u>Playoffs</u>												
NO	Thornton	---	Cox	Barwin	Ryans	Kendricks	Cole	Fletcher	Williams	Allen	Chung	Boykin (CB)

2013 Playtime Percentage Offense




OFFENSE	WAS	SD	KC	DEN	NYG	TB	DAL	NYG	OAK	GB	WAS	ARZ	DET	MIN	CHI	DAL	PLAYS	PCT
TOTAL PLAYS	80	59	65	71	81	68	80	61	59	61	66	78	75	69	64	67	1104	
QUARTERBACKS																		
Foles	0	1	0	7	43	68	56	1A	51	61	66	78	75	69	61	67	703	64%
Vick	80	58	65	64	38	0	1A	17	1A	1A	1A	0	0	0	3	0	325	29%
Barkley	1A	1A	1A	1A	1A	0	24	44	8	0	0	1A	1A	1A	1A	1A	76	7%
RUNNING BACKS																		
McCoy	65	50	52	42	64	50	75	52	45	51	50	61	56	57	44	59	873	79%
Brown	15	9	14	23	14	19	8	9	14	10	15	15	10	3	12	4	194	18%
Polk	0	0	0	6	3	0	1A	0	2	0	1	2	9	9	9	5	46	4%
Tucker	PS	PS	PS	PS	PS	PS	0	1A	1A	1A	0	1A	1A	1A	1A	1A	0	0%
TIGHT ENDS																		
Celek	66	54	60	51	64	48	55	40	39	50	44	64	67	31	58	54	845	77%
Ertz	24	12	14	31	33	42	23	27	35	33	30	38	26	45	15	22	450	41%
Casey	2	5	0	10	3	1A	0	7	16	7	7	12	22	5	30	28	154	14%
Igwenagu	1A	1A	1A	1A	1A	1A	PS	PS	PS	PS	PS	PS	PS	PS	PS	PS	0	0%
WIDE RECEIVERS																		
Jackson	77	54	65	60	76	57	79	58	43	56	64	66	60	63	59	50	987	89%
Cooper	80	56	62	59	62	56	67	53	36	56	61	78	74	61	55	65	981	89%
Avant	68	48	55	51	63	48	76	48	29	35	52	46	45	58	27	40	789	71%
Maehl	2	3	3	12	20	12	15	8	21	6	5	0	1	8	7	4	127	12%
D.Johnson	1	4	0	10	3	8	2	3	15	1	1A	1	0	2	3	0	53	5%
Smith	X	X	X	X	X	X	X	X	X	X	1	7	4	3	1	4	20	2%
Cunningham	X	X	X	X	X	X	0	0	1A	1A	PS	PS	PS	PS	PS	PS	0	0%
OFFENSIVE LINE																		
Mathis	80	59	65	71	81	68	80	61	59	61	66	78	75	69	64	67	1104	100%
Herremans	80	59	65	71	81	68	80	61	59	61	66	78	75	69	64	67	1104	100%
L.Johnson	80	59	65	71	80	68	80	61	59	61	66	78	75	69	64	67	1103	100%
Kelce	80	59	65	71	81	68	80	61	54	61	66	78	75	69	61	67	1096	99%
Peters	78	59	65	71	78	59	80	61	42	10	66	78	75	69	61	67	1019	92%
Barbre	2	0	0	0	4	9	0	0	17	51	0	0	0	0	3	0	86	8%
Vandervelde	0	0	0	0	0	0	0	0	5	0	0	0	0	0	3	1A	8	1%
Kelly	1A	1A	1A	1A	1A	1A	1A	1A	1A	1A	1A	1A	1A	1A	1A	1A	0	0%
Tobin	1A	1A	1A	1A	1A	1A	1A	1A	1A	1A	0	1A	1A	1A	1A	0	0	0%

Playoffs:

New Orleans [58]

Mathis, Herremans, L.Johnson, Peters, Kelce, Foles [58], Cooper [57], McCoy [56], Avant [50], Jackson [49], Celek [41], Ertz [23], Casey [11], Polk, Maehl, Brown [1]

2013 Playtime Percentage Defense



DEFENSE	WAS	SD	KC	DEN	NYG	TB	DAL	NYG	OAK	GB	WAS	ARZ	DET	MIN	CHI	DAL	PLAYS	PCT
TOTAL PLAYS	75	83	83	73	73	72	77	74	95	79	82	71	58	75	65	66	1201	
DEFENSIVE LINE																		
Cox	54	64	61	46	52	53	59	63	55	62	61	57	44	63	37	51	882	73%
Thornton	53	57	57	47	47	46	47	48	38	46	52	41	31	47	21	35	713	59%
Logan	22	27	27	26	19	18	21	11	39	38	45	42	31	50	25	35	476	40%
Curry	IA	IA	12	13	14	25	26	12	34	28	30	22	18	22	38	23	317	26%
Geathers	18	14	9	25	14	10	11	14	34	18	16	11	14	11	20	13	252	21%
Sopoaga	21	28	38	24	28	27	24	47	X	X	X	X	X	X	X	X	237	20%
Square	13	12	IA	IA	IA	IA	IA	IA	31	13	16	10	12	9	19	14	149	12%
LINEBACKERS																		
Ryans	75	83	83	64	73	72	77	74	75	79	82	69	58	74	53	66	1157	96%
Barwin	72	79	76	60	66	69	77	74	79	79	78	71	56	75	51	66	1128	94%
Kendricks	72	83	82	62	73	72	77	74	72	2	IA	71	57	75	53	66	991	83%
Cole	59	67	66	53	54	51	59	56	67	62	54	58	30	55	38	47	876	73%
Graham	16	16	17	20	22	23	18	18	28	17	28	13	21	20	27	19	323	27%
Goode	0	0	0	9	0	0	0	0	20	70	79	0	IA	IA	12	0	190	16%
Matthews	4	4	7	14	4	1	0	0	16	0	4	0	8	0	14	0	76	6%
Knott	2	0	1	11	0	0	0	IA	IA	IA	IA	0	0	0	12	0	26	2%
Acho	X	X	X	X	X	X	X	0	23	0	0	IA	0	0	PS	PS	23	2%
DEFENSIVE BACKS																		
Williams	64	83	83	64	73	67	77	74	75	79	82	71	58	66	52	65	1133	94%
Allen	67	63	61	64	73	72	77	74	61	79	82	71	58	75	53	66	1096	91%
Fletcher	67	IA	83	64	73	72	77	74	75	IA	IA	71	55	75	65	66	917	76%
Chung	75	82	61	IA	IA	12	IA	IA	51	64	71	71	58	49	61	66	721	60%
Boykin	46	80	45	46	45	40	43	27	54	32	26	30	21	17	35	28	615	51%
Wolff	8	49	44	64	73	60	73	74	60	15	IA	IA	IA	IA	4	IA	524	44%
Carmichael	X	X	IA	9	0	2	0	0	20	79	82	2	0	12	13	0	219	18%
Coleman	0	0	0	9	0	0	4	0	20	0	14	0	0	26	IA	0	73	6%
Anderson	0	0	0	9	0	0	0	0	18	7	0	0	0	4	IA	IA	38	3%
Hughes	X	22	X	X	X	X	X	X	X	X	X	X	X	X	X	X	22	2%
Poyer	17	0	IA	0	0	IA	X	X	X	X	X	X	X	X	X	X	17	1%
Johnson	PS	PS	PS	PS	PS	PS	PS	PS	PS	PS	PS	PS	PS	PS	12	0	12	1%
Prater	IA	IA	0	IA	IA	IA	IA	X	X	X	X	X	X	X	X	X	0	0%
Marsh	X	X	X	X	X	X	X	X	X	0	0	IA	IA	IA	IA	IA	0	0%

Playoffs:

New Orleans (72)

Fletcher, Allen, Barwin, Chung, Ryans, Kendricks (72), Williams (71), Cox (61), Cole (50), Thornton (48), Logan (43), Boykin (38), Graham (22), Curry (14), Square (7), Geathers (5), Carmichael (1)

2013 Regular Season Statistics



Record: 10-6 1st in NFC East
Head Coach: Chip Kelly

9/9	W	33-27	at Washington	82,743
9/15	L	30-33	San Diego	69,144
9/19	L	16-26	Kansas City	69,144
9/29	L	20-52	at Denver	77,002
10/6	W	36-21	at NY Giants	80,738
10/13	W	31-20	at Tampa Bay	62,505
10/20	L	3-17	Dallas	69,144
10/27	L	7-15	NY Giants	69,144
11/3	W	49-20	at Oakland	51,751
11/10	W	27-13	at Green Bay	78,011
11/17	W	24-16	Washington	69,144
12/1	W	24-21	Arizona	69,144
12/8	W	34-20	Detroit	69,144
12/15	L	30-48	at Minnesota	64,087
12/22	W	54-11	Chicago	69,144
12/29	W	24-22	at Dallas	91,166

TEAM STATS	EAGLES	OPP
Total First Downs	355	368
Rushing	133	100
Passing	197	239
Penalty	25	29
3rd Down: Made/Att	83/213	93/231
3rd Down Pct.	39.0%	40.3%
4th Down: Made/Att	7/14	8/20
4th Down Pct.	50.0%	40.0%
Possession Avg.	26:24	33:36
Total Net Yards	6676	6304
Avg. Per Game	417.3	394.0
Total Plays	1054	1150
Avg. Per Play	6.3	5.5
Net Yards Rushing	2566	1668
Avg. Per Game	160.4	104.3
Total Rushes	500	443
Net Yards Passing	4110	4636
Avg. Per Game	256.9	289.8
Sacked/Yards Lost	46/296	37/271
Gross Yards	4406	4907
Attempts/Completions	508/310	670/408
Completion Pct.	61.0%	60.9%
Had Intercepted	9	19
Punts/Average	83/44.3	74/42.5
Net Punting Avg.	40.0	39.4
Penalties/Yards	95/846	106/855
Fumbles/Ball Lost	19/10	29/12
Touchdowns	53	43
Rushing	19	12
Passing	32	25
Returns	2	6

Sacks: T.Cole 8.0, C.Barwin 5.0, V.Curry 4.0, D.Ryans 4.0, M.Kendricks 4.0, B.Graham 3.0, F.Cox 3.0, B.Logan 2.0, N.Allen 1.0, C.Williams 1.0, C.Thornton 1.0, N.Goode 1.0

Team: 37.0, Opponents: 45.0

Rushing	No.	Yds	Avg	Lg	TD
L.McCoy	314	1607	5.1	57t	9
B.Brown	75	314	4.2	65t	2
M.Vick	36	306	8.5	61	2
N.Foles	57	221	3.9	21	3
C.Polk	11	98	8.9	38t	3
R.Cooper	0	18	0	18	0
D.Jackson	3	2	0.7	8	0
B.Smith	2	2	1.0	2	0
Z.Ertz	0	0	0	0	0
M.Barkley	2	-2	-1.0	-1	0
Team	500	2566	5.1	65t	19
Opponents	443	1668	3.8	35	12

Receiving	No.	Yds	Avg	Lg	TD
D.Jackson	82	1332	16.2	61t	9
L.McCoy	52	539	10.4	70	2
R.Cooper	47	835	17.8	63t	8
J.Avant	38	447	11.8	31	2
Z.Ertz	36	469	13.0	38	4
B.Celek	32	502	15.7	42	6
B.Brown	8	84	10.5	35	0
J.Maehl	4	67	16.8	37	1
C.Polk	4	61	15.3	34	0
J.Casey	3	31	10.3	12	0
B.Smith	2	27	13.5	14	0
D.Johnson	2	14	7.0	8	0
M.Vick	0	-2	0	-2	0
Team	310	4406	14.2	70	32
Opponents	408	4907	12.0	66	25

Kickoff Returns	No.	Yds	Avg	Lg	TD
D.Johnson	17	441	25.9	33	0
B.Boykin	9	205	22.8	41	0
B.Smith	4	106	26.5	47	0
B.Graham	2	14	7.0	14	0
D.Jackson 1-10, J.Casey 1-10, C.Polk 1-8, Z.Ertz 1-0, R.Cooper 1-[-4]					
Team	37	790	21.4	47	0
Opponents	52	1229	23.6	105t	2

INTs	No.	Yds	Avg	Lg	TD
B.Boykin	6	136	22.7	76	1
M.Kendricks	3	25	8.3	18	0
C.Williams	3	16	5.3	15	0
D.Ryans	2	46	23.0	36	0
B.Fletcher	2	30	15.0	25	0
N.Allen	1	43	43.0	43	0
E.Wolff	1	0	0.0	0	0
C.Barwin	1	-2	-2.0	-2	0
Team	19	294	15.5	76	1
Opponents	9	128	14.2	38t	1

Passing	Att	Cmp	Yds	Cmp%	Yds/Att	TD	TD%	Int	Int%	Lg	Sk/Lost	Rat
N.Foles	317	203	2891	64.0%	9.1	27	8.5%	2	0.6%	63t	28/173	119.2
M.Vick	141	77	1215	54.6%	8.6	5	3.5%	3	2.1%	70	15/99	86.4
M.Barkley	49	30	300	61.2%	6.1	0	0.0%	4	8.2%	26	3/24	44.6
B.Smith	1	0	0	0.0%	0.0	0	0.0%	0	0.0%	0	0/0	39.6
Team	508	310	4406	61.0%	8.7	32	6.3%	9	1.8%	70	46/296	102.7
Opponents	670	408	4907	60.9%	7.3	25	3.7%	19	2.8%	66	37/271	84.0

Score By Periods	Q1	Q2	Q3	Q4	OT	Pts
Team	89	121	110	122	0	442
Opponents	60	97	100	125	0	382

Scoring	TD	Ru	Pa	Rt	PAT	FG	2Pt	Pts
A.Henery	0	0	0	0	45/45	23/28	0	114
L.McCoy	11	9	2	0	0/0	0/0	0	66
D.Jackson	9	0	9	0	0/0	0/0	0	54
R.Cooper	8	0	8	0	0/0	0/0	2	52
B.Celek	6	0	6	0	0/0	0/0	0	36
Z.Ertz	4	0	4	0	0/0	0/0	0	24
C.Polk	3	3	0	0	0/0	0/0	0	18
N.Foles	3	3	0	0	0/0	0/0	0	18
B.Brown	2	2	0	0	0/0	0/0	1	14
J.Avant	2	0	2	0	0/0	0/0	0	12
M.Vick	2	2	0	0	0/0	0/0	0	12

J.Maehl 6 (1 Pa), B.Boykin 6 (1 Rt), N.Goode 6 (1 Rt), T.Cole 2 (safety), C.Thornton 2 (safety)

Team	53	19	32	2	45/45	23/28	3	442
Opponents	43	12	25	6	35/36	27/32	4	382

2-Pt. Conversions: Team 3/ 8, Opponents: 4/ 7

Field Goals	1-19	20-29	30-39	40-49	50+
A.Henery	0/ 0	8/ 8	7/ 8	7/ 10	1/ 2
Opponents	0/ 0	5/ 5	11/ 11	8/ 10	3/ 6

Henery: [48G] [25G, 46N, 48G, 32G] [29G, 48N] [35G, 25G, 46N] [40G, 27G, 29G, 36G, 41G] [24G] [60N, 31G] [None] [None] [39N, 25G, 41G] [24G] [32G] [None] [None] [51G, 33G] [49G] [47G]
Opps: [40N] [49G, 44G, 33G, 46G] [33G, 51N, 31G, 34G, 38G] [53G] [None] [38G, 27G] [38G] [40G, 44G, 33G, 46G, 27G] [24G, 53G] [53N, 42N, 26G, 35G] [None] [None] [None] [55N, 21G, 38G] [50G] [[44G, 43G, 36G]

Punting	No	Yds	Avg	Net	TB	In	Lg	B
D.Jones	82	3681	44.9	40.5	5	33	70	1
Team	82	3681	44.3	40.5	5	33	70	1
Opponents	74	3146	42.5	39.4	3	29	68	0

Punt Returns	Ret	FC	Yds	Avg	Lg	TD
D.Jackson	14	8	71	5.1	32	0
D.Johnson	12	12	100	8.3	21	0
Team	26	20	171	6.6	32	0
Opponents	28	22	223	8.0	58t	1

Fumbles Lost: M.Vick 2, N.Foles 2, M.Barkley 1, J.Avant 1, B.Celek 1, L.McCoy 1, J.Kelce 1, D. Johnson 1 **Total: 10**

Opponent Fumble Recoveries: M.Kendricks 4, N.Goode 1, F.Cox 1, B.Logan 1, C.Williams 1, P.Chung 1, C.Barwin 1, B.Fletcher 1, C.Matthews 1 **Total: 12**

2013 Playoff Statistics



Record: 0-1
Head Coach: Chip Kelly

NFC WILD CARD
1/4 L 24-26 New Orleans 69,144

<u>Rushing</u>	<u>No.</u>	<u>Yds</u>	<u>Avg</u>	<u>Lg</u>	<u>TD</u>
L.McCoy	21	77	3.7	11	1
N.Foles	1	3	3.0	3	0
Team	22	80	3.6	11	1
Opponents	36	185	5.1	18	1

<u>Score By Periods</u>	<u>Q1</u>	<u>Q2</u>	<u>Q3</u>	<u>Q4</u>	<u>OT</u>	<u>Pts</u>
Team	0	7	7	10	0	24
Opponents	0	6	14	6	0	26

<u>TEAM STATS</u>	<u>EAGLES</u>	<u>OPP</u>
Total First Downs	17	26
Rushing	6	14
Passing	10	11
Penalty	1	1
3rd Down: Made/Att	3/12	7/13
3rd Down Pct.	25.0%	53.8%
4th Down: Made/Att	2/2	0/0
4th Down Pct.	100.0%	0.0
Possession Avg.	25:07	34:53
Total Net Yards	256	434
Avg. Per Game	256.0	434.0
Total Plays	57	68
Avg. Per Play	4.5	6.4
Net Yards Rushing	80	185
Avg. Per Game	80.0	185.0
Total Rushes	22	36
Net Yards Passing	176	249
Avg. Per Game	176.0	249.0
Sacked/Yards Lost	2/19	2/1
Gross Yards	195	250
Attempts/Completions	33/23	30/20
Completion Pct.	69.7%	66.7%
Had Intercepted	0	2
Punts/Average	5/48.8	3/35.0
Net Punting Avg.	38.6	25.3
Penalties/Yards	4/38	7/85
Fumbles/Ball Lost	0/0	0/0
Touchdowns	3	2
Rushing	1	1
Passing	2	1
Returns	0	0

<u>Receiving</u>	<u>No.</u>	<u>Yds</u>	<u>Avg</u>	<u>Lg</u>	<u>TD</u>
R.Cooper	6	68	11.3	22	1
J.Avant	5	21	4.2	6	0
L.McCoy	4	15	3.8	7	0
D.Jackson	3	53	17.7	40	0
Z.Ertz	3	22	7.3	15	1
B.Celek	2	16	8.0	24	0
Team	23	195	8.5	40	2
Opponents	20	250	12.5	40	1

<u>Scoring</u>	<u>TD</u>	<u>Ru</u>	<u>Pa</u>	<u>Rt</u>	<u>PAT</u>	<u>FG</u>	<u>2Pt</u>	<u>Pts</u>
L.McCoy	1	1	0	0	0/0	0/0	0	6
R.Cooper	1	0	1	0	0/0	0/0	0	6
A.Henery	0	0	0	0	3/3	1/2	0	6
Z.Ertz	1	0	1	0	0/0	0/0	0	6
Team	3	1	2	0	3/3	1/2	0	24
Opponents	2	1	1	0	2/2	4/4	0	26

2-Pt. Conversions: Team 0/0, Opponents: 0/0

<u>Kickoff Returns</u>	<u>No.</u>	<u>Yds</u>	<u>Avg</u>	<u>Lg</u>	<u>TD</u>
B.Smith	5	124	24.8	35	0
Team	5	124	24.8	35	0
Opponents	4	98	24.5	39	0

<u>Field Goals</u>	<u>1-19</u>	<u>20-29</u>	<u>30-39</u>	<u>40-49</u>	<u>50+</u>
A.Henery	0/0	0/0	1/1	0/1	0/0
Team	0/0	0/0	1/1	0/1	0/0
Opponents	0/0	0/0	3/3	1/1	0/0

Henery: (48N, 31G)
Opps: (36G, 46G, 35G, 32G)

<u>Punt Returns</u>	<u>Ret</u>	<u>FC</u>	<u>Yds</u>	<u>Avg</u>	<u>Lg</u>	<u>TD</u>
D.Jackson	1	1	29	29.0	29	0
Team	1	1	29	29.0	29	0
Opponents	3	0	31	10.3	14	0


Sacks: B.Graham 1.0, T.Cole 1.0
Team: 2.0, Opponents: 2.0

<u>INTs</u>	<u>No.</u>	<u>Yds</u>	<u>Avg</u>	<u>Lg</u>	<u>TD</u>
B.Fletcher	1	24	24.0	24	0
D.Ryans	1	23	23.0	23	0
Team	2	47	23.5	24	0

<u>Punting</u>	<u>No</u>	<u>Yds</u>	<u>Avg</u>	<u>Net</u>	<u>TB</u>	<u>In</u>	<u>Lg</u>	<u>B</u>
D.Jones	5	244	48.8	38.6	1	1	55	0
Team	5	244	48.8	38.6	1	1	55	0
Opponents	3	105	35.0	25.3	0	1	47	0

<u>Passing</u>	<u>Att</u>	<u>Cmp</u>	<u>Yds</u>	<u>Cmp%</u>	<u>Yds/Att</u>	<u>TD</u>	<u>TD%</u>	<u>Int</u>	<u>Int%</u>	<u>Lg</u>	<u>Sk/Lost</u>	<u>Rat</u>
N.Foles	33	23	195	69.7%	5.9	2	6.1%	0	0.0%	40	2/19	105.0
Team	33	23	195	69.7%	5.9	2	6.1%	0	0.0%	40	2/19	105.0
Opponents	30	20	250	66.7%	8.3	1	3.3%	2	6.7%	40	2/1	75.7

2013 Regular Season Defensive Statistics



DEFENSIVE STATISTICS

PLAYER	TACKLES			For Loss	Quarterback				KD	FF	FR
	Total	Solo	Asst		Sacks	Hur	INT				
Ryans, LB	177	125	52	3	4	1	2	2	0	0	
Kendricks, LB	137	96	41	3	4	6	3	1	1	4	
Allen, S	94	56	38	0	1	0	1	4	0	0	
Cole, LB	82	57	25	10	8	15	0	2	3	0	
Barwin, LB	82	51	31	9	5	8	1	10	1	1	
Thornton, DE	78	60	18	5	1	8	0	2	1	0	
Fletcher, CB	67	48	19	0	0	0	2	15	0	1	
Cox, DE	66	45	21	1	3	21	0	3	0	1	
Williams, CB	60	51	9	0	1	0	3	15	0	0	
Chung, S	56	36	20	0	0	0	0	7	0	1	
Wolff, S	50	34	16	0	0	0	1	6	0	0	
Logan, DT	43	25	18	2	2	7	0	1	0	1	
Boykin, CB	34	27	7	0	0	0	6	9	1	0	
Geathers, DE	26	16	10	1	0	3	0	0	0	0	
Graham, LB	21	15	6	2	3	5	0	0	1	0	
Curry, DE	20	16	4	1	4	11	0	3	0	0	
Goode, LB	18	11	7	0	1	0	0	2	0	0	
Sopoaga, DT	18	10	8	1	0	3	0	0	0	0	
Carmichael, CB	11	7	4	0	0	0	0	4	0	0	
Coleman, S	10	4	6	0	0	0	0	0	1	0	
Square, DE	10	3	7	0	0	0	0	1	0	0	
Knott, LB	6	4	2	0	0	0	0	0	0	0	
Poyer, CB	4	3	1	0	0	0	0	0	0	0	
Acho, LB	4	2	2	0	0	0	0	0	0	0	
Matthews, LB	4	1	3	0	0	0	0	0	0	1	
Johnson, S	2	1	1	0	0	0	0	0	0	0	
Anderson, S	2	1	1	0	0	0	0	1	0	0	
TOTALS	1182	805	377	38	37	88	19	88	9	10	

SINGLE-GAME BESTS

Tackles: 18 by Ryans vs. SD
Tackles for Loss: 3 by Cole vs. Was and at Min
Sacks: 3.0 by Cole vs. Chi
Passes Defensed: 5 by Fletcher at NYG
Interceptions: 1 by eight players
Forced Fumbles: 1 by nine players
Fumble Recoveries: 1 by nine players
Special Teams Tackles: 3 by Casey vs. Dal and Smith at

SACKS (37)

Cole.....	8.0	Graham.....	3.0
Barwin.....	5.0	Logan.....	2.0
Curry.....	4.0	Allen.....	1.0
Kendricks.....	4.0	Goode.....	1.0
Ryans.....	4.0	Thornton.....	1.0
Cox.....	3.0	Williams.....	1.0

INTS (19)

Boykin.....	6	Ryans.....	2
Kendricks.....	3	Allen.....	1
Williams.....	3	Barwin.....	1
Fletcher.....	2	Wolff.....	1

TOUCHDOWNS (2)

Boykin (1), intercepted QB Jay Cutler and returned it 54 yards for a score vs. Chi (12/22)
Goode (1), recovered a fumble and returned it 2 yards for a score off a misfired snap to the punter by long snapper Zak DeOssie vs. NYG (10/27)

SAFETIES (2)

Cole (1), tackled running back Alfred Morris in endzone at Was (9/9)
Thornton (1), tackled running back Matt Forte in endzone vs. Chi (12/22)

SPECIAL TEAMS TACKLES (119)

Anderson.....	16	Knott.....	5
Casey.....	13	Boykin.....	3
Matthews.....	12	Chung.....	2
Coleman.....	9	Dorenbos.....	2
Goode.....	8	Williams.....	2
Smith.....	8	Wolff.....	2
Carmichael.....	7	Henery.....	1
Graham.....	7	Hughes.....	1
Polk.....	7	Jones.....	1
Fletcher.....	6	Poyer.....	1
Maehl.....	6		

2013 Playoff Defensive Statistics



DEFENSIVE STATISTICS											
PLAYER	TACKLES			For Loss	Quarterback				KD	FF	FR
	Total	Solo	Asst		Sacks	Hur	INT				
Ryans, LB	12	8	4	0	0	0	1	0	0	0	0
Kendricks, LB	10	10	0	1	0	0	0	0	0	0	0
Fletcher, CB	7	5	2	0	0	0	1	0	0	0	0
Williams, CB	7	4	3	0	0	0	0	0	0	0	0
Allen, S	6	6	0	0	0	0	0	1	0	0	0
Cole, LB	6	4	2	0	1	0	0	1	0	0	0
Barwin, LB	6	3	3	0	0	0	0	1	0	0	0
Thornton, DE	6	2	4	0	0	2	0	0	0	0	0
Logan, DT	5	4	1	0	0	0	0	0	0	0	0
Chung, S	4	3	1	0	0	0	0	0	0	0	0
Cox, DE	3	3	0	0	0	0	0	0	0	0	0
Curry, DE	3	1	2	0	0	0	0	0	0	0	0
Geathers, DE	2	1	1	0	0	0	0	0	0	0	0
Graham, LB	2	1	1	0	1	1	0	0	0	0	0
Square, DE	1	1	0	0	0	0	0	0	0	0	0
TOTALS	80	56	24	1	2	3	2	3	0	0	0

SACKS (2)			
Cole.....	1.0	Graham.....	1.0

INTS (2)			
Fletcher	1	Ryans	1

SPECIAL TEAMS TACKLES (11)			
Anderson	3	Matthews	1
Casey	1	Polk.....	1
Coleman.....	1	Smith	1
Dorenbos	1	Williams.....	1
Graham.....	1		

GAME-BY-GAME TEAM STATS

OFFENSE		First Downs			3rd Down		4th Dn.		Time		Total Net Yds		Rushing		Passing				Punting		Fumble		Red Zone		TDs													
	Total	Rush	Pass	Pen	Conv	Att	Pct	Conv	Att	Pos	Plays	Yards	Avg	Att	Yards	Avg	Net	Sacks	Gross	Att	Comp	Pct	INT	No	Lost	TD	FG	Rush	Pass	Ret								
9/9 at Wash	26	14	11	1	7	15	.467	1	1	32:39	77	443	5.8	49	263	5.4	180	3	23	203	25	15	.600	0	6	42.3	36.7	8	65	2	2	0	0					
9/15 SD	22	7	15	0	5	11	.455	0	0	19:43	59	511	8.7	20	100	5.0	411	2	17	428	37	24	.649	0	3	44.7	43.0	9	77	1	0	4	2	1	2	0		
9/19 KC	21	8	11	2	3	10	.300	0	1	20:53	62	431	7.0	26	264	10.2	167	6	34	201	30	13	.433	2	4	37.0	34.0	6	45	4	3	1	0	1	1	0		
9/29 at Den	21	9	12	0	8	16	.500	0	0	26:38	69	450	6.5	35	166	4.7	284	3	13	297	31	17	.548	0	5	38.2	30.2	8	62	0	0	5	2	2	1	1	0	
10/6 at NYG	28	10	12	6	9	19	.474	0	0	32:07	77	439	5.7	37	140	3.8	299	1	3	302	39	22	.564	0	6	47.8	43.2	8	88	0	0	5	2	3	1	2	0	
10/13 at TB	21	8	12	1	7	14	.500	0	0	26:14	65	425	6.5	33	138	4.2	287	1	9	296	31	22	.710	0	5	49.8	40.8	3	31	1	1	3	2	1	1	3	0	
10/20 DAL	19	3	13	3	4	18	.222	1	1	23:47	75	278	3.7	23	84	3.7	194	3	15	209	49	22	.449	3	9	46.6	41.8	5	33	0	0	2	0	1	0	0	0	
10/27 NYG	15	3	10	2	3	12	.250	0	2	21:55	58	201	3.5	19	48	2.5	153	4	36	189	35	23	.657	2	6	44.3	42.8	4	48	5	1	1	0	0	0	1	1	0
11/3 at Oak	21	6	15	0	4	10	.400	0	0	22:06	57	542	9.5	25	124	5.0	418	1	1	419	31	24	.774	0	6	43.2	43.2	7	52	0	0	4	4	0	0	7	0	0
11/10 at GB	19	11	7	1	4	11	.364	0	0	25:36	58	415	7.2	37	204	5.5	211	3	17	228	18	12	.667	0	2	38.5	37.5	5	65	1	1	4	0	2	0	3	0	0
11/17 WASH	22	8	11	3	4	13	.308	1	2	26:18	62	402	6.5	33	126	3.8	276	3	22	298	26	17	.654	0	6	50.7	50.7	9	68	0	0	4	3	1	3	0	0	0
12/1 ARZ	23	5	14	4	5	16	.313	1	1	29:26	73	307	4.2	34	105	3.1	202	5	35	237	34	21	.618	0	8	44.3	43.9	5	48	2	0	4	2	1	0	3	0	0
12/8 DET	23	13	8	2	3	12	.250	2	3	31:27	68	478	7.0	46	299	6.5	179	0	0	179	22	11	.500	1	6	41.5	29.7	1	5	1	0	4	2	0	4	1	0	0
12/15 at Min	25	3	22	0	7	14	.500	0	1	23:34	65	475	7.3	13	79	6.1	396	4	32	428	48	30	.625	1	4	41.3	38.0	9	94	0	0	5	2	3	0	3	0	0
12/22 CHI	28	16	12	0	5	9	.556	1	1	30:20	63	514	8.2	36	289	8.0	225	2	5	230	25	21	.840	0	2	44.0	44.0	2	15	1	1	5	5	0	4	2	1	1
12/29 at Dal	21	9	12	0	5	13	.385	0	1	29:43	66	366	5.5	34	137	4.0	229	5	34	263	27	17	.630	0	5	47.4	43.8	6	50	1	1	4	3	0	1	2	0	0
Totals	355	133	197	25	83	213	.390	7	14	26:24	1,054	6,677	6.3	500	2,566	5.1	4,111	46	296	4,407	508	311	.612	9	83	44.3	40.0	95	846	19	10	57	30	17	19	32	2	2

1/4	NO	DEFENSE																OFFENSE																											
		First Downs				3rd Down				4th Dn.				Time				Total Net Yds				Rushing				Passing				Punting				Fumble				Red Zone				TDs			
		Total	Rush	Pass	Pen	Conv	Att	Pct	Conv	Att	Pct	Plays	Yards	Avg	Att	Yards	Avg	Net	Sacks	Yards	Gross	Att	Comp	Pct	INT	No	Avg	Net	Penalty	Lost	No	TD	FG	Rush	Pass	Ret									
9/9	at Wash	25	6	19	0	2	10	.200	1	2	27:21	70	382	5.5	18	74	4.1	308	3	21	329	49	30	.612	2	3	42.0	42.0	10	75	2	1	2	2	0	1	2	1							
9/15	SD	33	7	22	4	10	15	.667	0	0	40:17	79	539	6.8	31	126	4.1	413	1	6	419	47	36	.766	0	1	40.0	40.0	4	32	3	2	4	2	1	0	3	0							
9/19	KC	19	7	12	0	6	19	.316	0	2	39:07	78	394	5.1	38	146	3.8	248	5	25	273	35	22	.629	0	5	43.6	40.8	9	65	0	0	6	1	3	1	0	1							
9/29	at Den	35	11	19	5	5	8	.625	0	0	33:22	71	472	6.6	33	141	4.3	331	1	6	337	37	30	.811	0	2	46.0	35.5	2	25	0	0	5	5	0	1	4	2							
10/6	at NYG	21	3	17	1	5	13	.385	0	0	27:53	70	383	5.5	17	53	3.1	330	1	4	334	52	24	.462	3	7	48.3	42.0	12	136	1	1	2	2	0	1	2	0	0						
10/13	at TB	19	3	15	1	6	15	.400	1	2	33:46	66	351	5.3	21	94	4.5	257	2	16	273	43	26	.605	1	5	46.0	43.0	8	72	1	0	2	1	1	0	2	0	0						
10/20	DAL	22	2	18	2	5	16	.313	0	0	36:13	75	368	4.9	26	74	2.8	294	2	23	317	47	28	.596	2	9	38.6	38.0	12	75	1	0	2	2	0	1	1	0	0						
10/27	NYG	16	3	12	1	8	19	.421	0	1	38:05	71	325	4.6	31	88	2.8	237	1	9	246	39	25	.641	0	5	43.8	40.6	11	92	1	1	2	0	2	0	0	0	0						
11/3	at Oak	29	12	15	2	6	18	.333	0	1	37:54	92	560	6.1	33	210	6.4	350	3	25	375	56	29	.518	2	7	45.0	36.6	8	70	2	0	4	2	1	2	0	0	0						
11/10	at GB	23	8	13	2	7	16	.438	1	2	34:24	75	396	5.3	30	99	3.3	297	1	8	305	44	29	.659	2	2	48.0	48.0	5	31	1	0	4	0	2	0	1	0	0						
11/17	WASH	23	11	10	2	8	17	.471	0	1	33:42	77	427	5.5	38	191	5.0	236	4	28	264	35	17	.486	1	6	37.2	36.2	4	39	3	1	2	0	0	0	2	0	0						
12/1	ARZ	24	6	15	3	4	12	.333	1	2	30:34	68	350	5.1	22	90	4.1	302	5	42	260	41	24	.585	2	5	46.2	44.0	6	55	2	1	1	1	0	0	3	0	0						
12/8	DET	11	4	7	0	5	15	.333	1	2	28:33	58	231	4.0	33	80	2.4	151	0	0	151	25	10	.400	0	6	39.3	37.2	9	48	7	3	1	1	0	1	0	2	0						
12/15	at Min	29	11	14	4	8	13	.615	0	0	36:26	73	455	6.2	35	85	2.4	370	3	12	382	35	26	.743	1	2	48.5	48.0	3	25	0	0	6	5	1	4	2	0	0						
12/22	CHI	18	2	15	1	5	14	.357	2	3	29:40	63	257	4.1	19	61	3.2	196	5	46	242	39	22	.564	1	6	37.8	37.5	2	10	3	1	2	1	0	0	1	0	0						
12/29	at Dal	21	4	16	1	3	11	.273	1	2	30:17	64	414	6.5	18	56	3.1	358	0	0	358	46	30	.652	2	3	37.0	29.0	1	5	2	1	2	1	1	0	2	0	0						
Totals		368	100	239	29	93	231	.403	8	20	33:36	1,150	6,304	5.5	443	1,668	3.8	4,678	37	271	4,865	670	408	.609	19	74	42.5	39.4	106	855	29	12	47	26	12	12	25	6	6						

1/4	NO	26	14	11	1	7	13	.538	0	0	34:53	66	434	6.4	36	185	5.1	249	2	1	250	30	20	.667	2	3	35.0	25.3	7	85	0	0	4	1	3	1	1	0	0
-----	----	----	----	----	---	---	----	------	---	---	-------	----	-----	-----	----	-----	-----	-----	---	---	-----	----	----	------	---	---	------	------	---	----	---	---	---	---	---	---	---	---	---

2013 Regular Season Nest of Stats



RED ZONE

Team	Total	TD	FG	MFG	Dwn	Fbl	INT	Clk	Pnt	TD%	Scor%
PHILADELPHIA	57	30	17	2	2	2	1	3	0	52.6	82.5
Opponents	49	26	12	1	3	3	2	1	1	53.1	77.6

GOAL-TO-GO

Team	Total	TD	FG	MFG	Dwn	Fbl	INT	Clk	Pnt	TD%	Scor%
PHILADELPHIA	34	24	5	0	2	2	0	1	0	70.6	85.3
Opponents	30	20	6	0	2	2	0	0	0	66.7	86.7

PENALTY BREAKDOWN

	<u>Phila.</u>	<u>Opp.</u>
Total Penalties (Yards Lost)	95 (846)	106 (855)
Offensive Penalties (Yards Lost)	48 (378)	56 (437)
Defensive Penalties (Yards Lost)	37 (368)	36 (312)
Special Teams Penalties (Yards Lost)	10 (100)	14 (106)
1st Downs Given Up by Penalty	29	25

TIME SPENT IN THE LEAD

	<u>Phila.</u>	<u>Opp.</u>	<u>Tied</u>
Through 16 games (960:00 minutes)	461:03	343:41	155:16
Percentage of time in the lead	48.0	35.8	16.2

REPLAY CHALLENGES

	<u>Chlg</u>	<u>Ovtn</u>
By Eagles	6	3
By Opponent	6	3

MOST FIRST DOWNS EARNED

Player	Rush	Rec.	Total
LeSean McCoy	79	23	102
DeSean Jackson	-	60	60
Riley Cooper	-	33	33
Zach Ertz	-	25	25
Jason Avant	-	23	23
Brent Celek	-	22	22
Bryce Brown	16	2	18
Michael Vick	17	-	17
Nick Foles	16	-	16
Chris Polk	5	1	6
James Casey	-	3	3
Jeff Maehl	-	3	3
Brad Smith	-	2	2

2013 LONGEST DRIVES

	<u>EAGLES</u>	<u>OPPS.</u>
Most Plays:	15 2x - at GB, 11/10 15-70-9:32 End of game	17 3x - vs. Was, 11/17 17-78-3:02 INT
Most Yards:	88 at Dal, 12/29 10-88-4:20 TD	93 vs. SD, 9/15 11-93-6:23 TD
Most Time:	9:32 at GB, 11/10 15-70-9:32 End of game	8:55 vs. SD, 9/15 17-73-8:55 FG

2013 LONGEST TD DRIVES

	<u>EAGLES</u>	<u>OPPS.</u>
Most Plays:	13 2x - vs. Arz, 12/1 13-80-4:44	16 at Min, 12/15 16-75-7:49
Most Yards:	88 at Dal, 12/29 10-88-4:20	93 vs. SD, 9/15 11-93-6:23
Most Time:	5:37 at Dal, 12/29 11-60-5:37	7:49 at Min, 12/15 16-75-7:49

2013 Playoff Nest of Stats



RED ZONE

Team	Total	TD	FG	MFG	Dwn	Fbl	INT	Clk	Pnt	TD%	Scor%
PHILADELPHIA	5	3	1	1	0	0	0	0	0	60.0	80.0
Opponents	4	1	3	0	0	0	0	0	0	25.0	100.0

GOAL-TO-GO

Team	Total	TD	FG	MFG	Dwn	Fbl	INT	Clk	Pnt	TD%	Scor%
PHILADELPHIA	2	2	0	0	0	0	0	0	0	100.0	100.0
Opponents	1	1	0	0	0	0	0	0	0	100.0	100.0

PENALTY BREAKDOWN

	<u>Phila.</u>	<u>Opp.</u>
Total Penalties (Yards Lost)	4 (38)	7 (85)
Offensive Penalties (Yards Lost)	1 (13)	5 (40)
Defensive Penalties (Yards Lost)	1 (5)	2 (45)
Special Teams Penalties (Yards Lost)	2 (20)	0 (0)
1st Downs Given Up by Penalty	1	1

TIME SPENT IN THE LEAD

	<u>Phila.</u>	<u>Opp.</u>	<u>Tied</u>
Through 1 game (60:00 minutes)	11:34	27:03	21:23
Percentage of time in the lead	19.3	45.1	35.6

REPLAY CHALLENGES

	<u>Chlg</u>	<u>Ovtn</u>
By Eagles	0	0
By Opponent	0	0

MOST FIRST DOWNS EARNED

Player	Rush	Rec.	Total
LeSean McCoy	6	-	6
Riley Cooper	-	4	4
Zach Ertz	-	2	2
DeSean Jackson	-	2	2
Jason Avant	-	1	1
Brent Celek	-	1	1

LONGEST DRIVES

	<u>EAGLES</u>	<u>OPPS.</u>
Most Plays:	13 vs. NO, 1/4 13-43-5:29 Missed FG	11 vs. NO, 1/4 11-43-5:45 FG
Most Yards:	77 vs. NO, 1/4 8-77-3:10 TD	66 vs. NO, 1/4 8-66-4:52 TD
Most Time:	5:29 vs. NO, 1/4 13-43-5:29 Missed FG	5:45 vs. NO, 1/4 11-43-5:45 FG

LONGEST TD DRIVES

	<u>EAGLES</u>	<u>OPPS.</u>
Most Plays:	8 vs. NO, 1/4 8-77-3:10	8 vs. NO, 1/4 8-66-4:52
Most Yards:	77 vs. NO, 1/4 8-77-3:10	66 vs. NO, 1/4 8-66-4:52
Most Time:	3:22 vs. NO, 1/4 7-65-3:22	4:52 vs. NO, 1/4 8-66-4:52

2013 Turnover Breakdown



TAKEAWAYS

Date	Opponent	Turnover	Starting L.O.S.	Point of Turnover	Resulting L.O.S.	Qtr.	Result (pts)
9/9	at Was	M.Kendricks FR (T.Cole FF of RB A.Morris)	WAS20	WAS23	WAS25	1	Touchdown (7)
		B.Boykin INT (QB R.Griffin)	WAS21	WAS48	WAS48	1	Punt (0)
		C.Williams INT (QB R.Griffin)	WAS19	WAS31	WAS30	3	Touchdown (7)
9/15	SD	C.Matthews FR (B.Boykin FF of TE A.Gates)	PHI26	PHI2	PHI2	2	Punt (0)
		*M.Kendricks FR (T.Cole FF of RB R.Mathews)	PHI9	PHI8	PHI14	2	Missed Field Goal (0)
9/19	KC	None					
9/29	at Den	None					
10/6	at NYG	M.Kendricks FR (RB B.Jacobs Fumble)	NYG48	NYG47	NYG47	2	Field Goal (3)
		M.Kendricks INT (QB E.Manning)	NYG41	NYG43	NYG25	4	Touchdown (7)
		B.Boykin INT (QB E.Manning)	NYG20	NYG38	NYG38	4	Touchdown (7)
		C.Williams INT (QB E.Manning)	NYG45	NYG49	NYG49	4	Punt (0)
10/13	at TB	B.Fletcher INT (QB M.Glennon)	PHI38	PHI29	PHI34	3	Touchdown (7)
10/20	Dal	E.Wolff INT (QB T.Romo)	PHI46	Endzone	PHI20	2	End of half (0)
		D.Ryans INT (QB T.Romo)	PHI35	PHI34	DAL30	3	Field Goal (3)
10/27	NYG	ST - N.Goode FR (LS Z.DeOssie misfired snap)	NYG37	NYG2	Endzone	4	Touchdown (7)
11/3	at Oak	B.Fletcher INT (QB T.Pryor)	PHI30	PHI20	PHI45	3	Punt (0)
		C.Barwin INT (QB T.Pryor)	PHI30	PHI25	PHI20	4	Punt (0)
11/10	at GB	*B.Boykin INT (QB S.Tolzien)	PHI5	Endzone	GB27	2	Missed Field Goal (0)
		D.Ryans INT (QB S.Tolzien)	GB32	PHI47	GB43	3	Field Goal (3)
11/17	Was	*F.Cox FR (C.Barwin FF of QB R.Griffin)	PHI5	PHI13	PHI11	2	Field Goal (3)
		*B.Boykin INT (R.Griffin)	PHI18	Endzone	PHI20	4	End of game
12/1	Arz	B.Logan FR (T.Cole FF of QB C.Palmer)	ARZ31	ARZ23	ARZ25	1	Touchdown (7)
		N.Allen INT (QB C.Palmer)	PHI39	PHI5	PHI48	1	Punt (0)
		C.Williams INT (QB C.Palmer)	ARZ32	PHI34	PHI49	3	Punt (0)
12/8	Det	C.Barwin FR (C.Thornton FF of RB J.Bell)	PHI28	PHI20	PHI20	1	Punt (0)
		*P.Chung FR (C.Barwin FF of RB J.Bell)	PHI10	PHI9	PHI9	2	Punt (0)
		M.Kendricks FR (QB M.Stafford aborted snap)	PHI24	PHI40	PHI40	4	Touchdown (6)
12/15	at Min	M.Kendricks INT (QB M.Cassel)	MIN41	MIN47	MIN45	3	Touchdown (6)
12/22	Chi	ST - C.Williams FR (B.Fletcher FF of D.Hester)	NA	CHI35	CHI39	1	Touchdown (7)
		B.Boykin INT (QB J.Cutler)	CHI49	PHI46	Endzone	4	Touchdown (7)
12/29	at Dal	B.Fletcher FR (M.Kendricks FF of D.Murray)	PHI28	PHI26	PHI23	1	Field Goal (3)
		M.Kendricks INT (QB K.Orton)	DAL47	PHI46	DAL49	2	Touchdown (7)
		B.Boykin INT (QB K.Orton)	DAL32	DAL40	DAL34	4	End of game (0)

Regular Season Totals: 31 Takeaways resulted in 97 points

1/4	vs. NO	B.Fletcher INT (QB D.Brees)	PHI49	PHI3	PHI27	1	Missed Field Goal (0)
		D.Ryans INT (QB D.Brees)	PHI41	PHI33	NO44	2	Touchdown (7)

Playoff Totals: 2 Takeaways resulted in 7 points

L.O.S. - Line of scrimmage

* - Red zone play

ST - Special teams play

(TB) - Touch back

2013 Turnover Breakdown



GIVEAWAYS

<u>Date</u>	<u>Opponent</u>	<u>Turnover</u>	<u>Starting L.O.S.</u>	<u>Point of Turnover</u>	<u>Resulting L.O.S.</u>	<u>Qtr.</u>	<u>Result (pts)</u>
9/9	at Was	*M.Vick FUMBLE (D.Hall FR) J.Avant FUMBLE (P.Riley FR)	WAS4 PHI27	WAS10 PHI33	End zone PHI35	1 4	Touchdown (7) Touchdown (7)
9/15	SD	None					
9/19	KC	ST - D.Johnson FUMBLE (C.Gray FR) M.Vick INT (E.Berry) J.Kelce FUMBLE (J.Houston FR) M.Vick INT (S.Smith) M.Vick FUMBLE (J.Houston FR)	PUNT PHI35 KC49 PHI41 PHI17	PHI8 PHI38 50 KC43 PHI13	PHI8 End zone 50 KC39 PHI13	1 1 1 2 4	Field Goal (3) Touchdown (7) Missed Field Goal (0) Field Goal (3) End of game (0)
9/29	at Den	None					
10/6	at NYG	None					
10/13	at TB	L.McCoy FUMBLE (D.Revis FR)	PHI27	PHI39	PHI40	1	Field Goal (3)
10/20	Dal	M.Barkley INT (S.Lee) M.Barkley INT (B.Church) *M.Barkley INT (B.Carr)	DAL37 PHI29 DAL12	DAL29 DAL37 Endzone	PHI38 DAL37 DAL20	4 4 4	Punt (0) Punt (0) End of game (0)
10/27	NYG	M.Vick INT (A.Rolle) *M.Barkley FUMBLE (J.Williams FR) M.Barkley INT (W.Hill)	PHI45 NYG2 PHI32	NYG35 NYG12 NYG38	NYG21 NYG12 NYG38	1 2 4	Field Goal (3) End of half (0) End of game (0)
11/3	at Oak	None					
11/10	at GB	N.Foles FUMBLE (T.Williams FR)	PHI22	PHI13	PHI13	4	Downs (0)
11/17	Was	None					
12/1	Ari	None					
12/8	Det	N.Foles INT (C.Houston)	PHI33	50	PHI20	2	Touchdown (8)
12/15	at Min	N.Foles INT (S.Prater)	MIN44	MIN5	MIN35	3	Punt (0)
12/22	Chi	B.Celek FUMBLE (J.Bostic FR)	PHI46	CHI30	CHI30	3	Touchdown (8)
12/29	at Dal	N.Foles FUMBLE (D.Ware FR)	PHI33	PHI20	PHI20	3	Field Goal (3)


Regular Season Totals: 19 Giveaways resulted in 52 points

1/4	vs. NO	None
-----	--------	------

Playoff Totals: 0 Giveaways resulted in 0 points

L.O.S. - Line of scrimmage
 * - Red zone play
 ST - Special teams play
 (TB) - Touch back

2013 Drive Engineering



EAGLES GAME-BY-GAME DRIVES

DATE	QB	Drives	Drives Ended By									Points	Pts./	Drive Efficiency
			TD	FG	MFG	Punt	Down	INT	Fum	Sfty	Clock	Yielded	Drive	
9/9 at Was	M.Vick	14	4	1	0	6	0	0	2	0	1	31	2.21	35.7
9/15 vs SD	M.Vick	11	3	3	1	3	0	0	1	0	0	30	2.72	54.5
9/19 vs KC	M.Vick	13	2	1	1	4	1	2	2	0	0	16	1.23	23.1
9/29 at Den	M.Vick	10	1	2	1	5	0	0	0	0	1	13	1.30	30.0
	N.Foles	1	1	0	0	0	0	0	0	0	0	7	7.00	100.0
10/6 at NYG	M.Vick	6	1	3	0	2	0	0	0	0	0	16	2.67	66.7
	N.Foles	9	2	2	0	4	0	0	0	0	1	20	2.22	44.4
10/13 at TB	N.Foles	12	4	1	0	5	0	0	1	0	1	31	2.58	41.7
10/20 vs Dal	N.Foles	11	0	1	1	9	0	0	0	0	0	3	0.27	9.1
	M.Barkley	3	0	0	0	0	0	3	0	0	0	0	0.00	0.0
10/27 vs NYG	M.Vick	4	0	0	0	3	0	1	0	0	0	0	0.00	0.0
	M.Barkley	7	0	0	0	3	2	1	1	0	0	0	0.00	0.0
11/3 at Oak	N.Foles	12	7	0	0	4	0	0	0	0	1	49	4.08	58.3
	M.Barkley	3	0	0	0	2	0	0	0	0	1	0	0.00	0.0
11/10 at GB	N.Foles	10	3	2	1	2	0	0	1	0	1	27	2.70	50.0
11/17 vs Was	N.Foles	12	3	1	0	6	1	0	0	0	1	24	2.00	33.3
12/1 vs Ari	N.Foles	13	3	1	0	8	0	0	0	0	1	24	1.85	30.8
12/8 vs Det	N.Foles	14	5	0	0	6	1	1	0	0	1	34	2.43	35.7
12/15 at Min	N.Foles	13	3	3	0	4	1	1	0	0	1	30	2.31	46.2
12/22 vs Chi	N.Foles	9	5	1	0	2	0	0	1	0	0	40	4.44	66.7
	M.Vick	2	1	0	0	0	0	0	0	0	1	7	3.50	50.0
12/29 at Dal	N.Foles	13	3	1	0	5	1	0	1	0	2	24	1.85	30.8
TOTALS:	N.Foles	129	39	13	2	55	4	2	4	0	10	313	2.43	40.3
	M.Vick	60	12	10	3	23	1	3	5	0	3	113	1.88	36.7
	M.Barkley	13	0	0	0	5	2	4	1	0	1	0	0.00	0.0
	TEAM	202	51	23	5	83	7	9	10	0	14	426	2.11	36.6
PLAYOFFS														
1/4 vs. NO	N.Foles	10	3	1	1	5	0	0	0	0	0	24	2.40	40.0
TOTALS:	TEAM	10	3	1	1	5	0	0	0	0	0	24	2.40	40.0

Note: Drive Efficiency measures the percentage of drives resulting in points

2013 Drive Engineering



OPPONENTS GAME-BY-GAME DRIVES

Drives Ended By													Points	Pts./	Drive Efficiency
DATE	QB	Drives	TD	FG	MFG	Punt	Down	INT	Fum	Sfty	Clock	Yielded	Drive		
9/9 at Was	R.Griffin	13	3	0	1	3	1	2	1	1	1	20	1.54	23.1	
9/15 vs SD	P.Rivers	11	3	4	0	1	0	0	2	0	1	33	3.00	63.6	
9/19 vs KC	A.Smith	14	1	4	1	5	2	0	0	0	1	19	1.36	35.7	
9/29 at Den	P.Manning	7	5	0	0	2	0	0	0	0	0	35	5.00	71.4	
	B.Osweiler	2	0	1	0	0	0	0	0	0	1	3	1.50	50.0	
10/6 at NYG	E.Manning	14	3	0	0	7	0	3	1	0	0	21	1.50	21.4	
10/13 at TB	M.Glennon	11	2	2	0	5	1	1	0	0	0	20	1.82	36.4	
10/20 vs Dal	T.Romo	15	2	1	0	9	0	2	0	0	1	17	1.13	20.0	
10/27 vs NYG	E.Manning	13	0	5	0	5	0	0	1	0	2	15	1.15	38.5	
11/3 at Oak	T.Pryor	12	1	2	0	7	0	2	0	0	0	13	1.08	25.0	
	M.McGloin	2	1	0	0	0	1	0	0	0	0	7	3.50	50.0	
11/10 at GB	S.Wallace	1	0	0	1	0	0	0	0	0	0	0	0.00	0.0	
	S.Tolzien	9	1	2	1	2	1	2	0	0	0	13	1.44	33.3	
11/17 vs Was	R.Griffin	12	2	0	0	6	1	1	1	0	1	16	1.33	16.7	
12/1 vs Ari	C.Palmer	13	3	0	0	5	1	2	1	0	1	21	1.62	23.1	
12/8 vs Det	M.Stafford	12	1	0	0	6	1	0	3	0	1	8	0.67	8.3	
12/15 at Min	M.Cassel	12	6	2	1	2	0	1	0	0	0	48	4.00	66.7	
12/22 vs Chi	J.Cutler	9	1	1	0	5	0	1	0	1	0	11	1.22	22.2	
	J.McCown	2	0	0	0	1	1	0	0	0	0	0	0.00	0.0	
12/29 at Dal	K.Orton	12	2	3	0	3	1	2	1	0	0	22	1.83	41.7	
TOTALS:	TEAM	196	37	27	5	74	11	19	11	2	10	342	1.74	32.7	
PLAYOFFS															
1/4 vs. NO	D.Brees	11	2	4	0	3	0	2	0	0	0	26	2.36	54.5	
TOTALS:	TEAM	11	2	4	0	3	0	2	0	0	0	26	2.36	54.5	

Note: Drive Efficiency measures the percentage of drives resulting in points

2013 Plays From Scrimmage Of 20+ Yards



EAGLES at REDSKINS - 9/9/13

EAGLES: 4 pass, 2 rush

Run	Pass	Description
36		Michael Vick run
34t		LeSean McCoy run
	28	Michael Vick to Brent Celek
	28t	Michael Vick to Brent Celek
	26	Michael Vick to DeSean Jackson
	25t	Michael Vick to DeSean Jackson

REDSKINS: 2 pass, 0 rush

Run	Pass	Description
	27	Robert Griffin to Leonard Hankerson
	24t	Robert Griffin to Leonard Hankerson

EAGLES vs. CHARGERS - 9/15/13

EAGLES: 9 pass, 0 rush

Run	Pass	Description
	70	Michael Vick to LeSean McCoy
	61t	Michael Vick to DeSean Jackson
	41	Michael Vick to DeSean Jackson
	31	Michael Vick to Zach Ertz
	27	Michael Vick to Zach Ertz
	25	Michael Vick to DeSean Jackson
	21	Michael Vick to LeSean McCoy
	21	Michael Vick to Jason Avant
	20	Michael Vick to DeSean Jackson

CHARGERS: 6 pass, 1 rush

Run	Pass	Description
	31	Philip Rivers to Malcolm Floyd
	26	Philip Rivers to Malcolm Floyd
	24t	Philip Rivers to Eddie Royal
	21	Philip Rivers to Antonio Gates
	21	Philip Rivers to Eddie Royal
	21	Philip Rivers to Antonio Gates
20		Ryan Mathews run

EAGLES vs. CHIEFS - 9/19/13

EAGLES: 4 pass, 4 rush

Run	Pass	Description
61		Michael Vick run
41t		LeSean McCoy run
	40	Michael Vick to DeSean Jackson
	31	Michael Vick to Jason Avant
30		LeSean McCoy run
24		Michael Vick run
	22t	Michael Vick to Jason Avant
	20	Michael Vick to DeSean Jackson

CHIEFS: 4 pass, 0 rush

Run	Pass	Description
	51	Alex Smith to Donnie Avery
	26	Alex Smith to Donnie Avery
	23	Alex Smith to Donnie Avery
	21	Alex Smith to Jamaal Charles

EAGLES at BRONCOS - 9/29/13

EAGLES: 7 pass, 1 rush

Run	Pass	Description
	38	Michael Vick to Zach Ertz
	37	Nick Foles to Jeff Maehl
	35	Michael Vick to Bryce Brown
28		Chris Polk run
	27	Michael Vick to Brent Celek
	24	Michael Vick to Brent Celek
	21	Michael Vick to LeSean McCoy
	20	Michael Vick to DeSean Jackson

BRONCOS: 2 pass, 0 rush

Run	Pass	Description
	52	Peyton Manning to Eric Decker
	33	Peyton Manning to Wes Welker

EAGLES at GIANTS - 10/6/13

EAGLES: 6 pass, 1 rush

Run	Pass	Description
	56	Michael Vick to DeSean Jackson
34		Michael Vick run
	28	Nick Foles to DeSean Jackson
	25t	Nick Foles to Brent Celek
	24	Michael Vick to Zach Ertz
	22	Nick Foles to Jason Avant
	21	Nick Foles to DeSean Jackson

GIANTS: 5 pass, 0 rush

Run	Pass	Description
	49	Eli Manning to Hakeem Nicks
	26t	Eli Manning to Rueben Randle
	24	Eli Manning to Brandon Myers
	21	Eli Manning to Hakeem Nicks
	20	Eli Manning to Rueben Randle

EAGLES at BUCCANEERS - 10/13/13

EAGLES: 4 pass, 0 rush

Run	Pass	Description
	47t	Nick Foles to Riley Cooper
	44	Nick Foles to LeSean McCoy
	44	Nick Foles to Riley Cooper
	36t	Nick Foles to DeSean Jackson

BUCCANEERS: 3 pass, 1 rush

Run	Pass	Description
	36	Mike Glennon to Tim Wright
	24t	Mike Glennon to Vincent Jackson
24		Doug Martin run
	24	Mike Glennon to Vincent Jackson

2013 Plays From Scrimmage Of 20+ Yards



EAGLES vs. COWBOYS - 10/20/13

EAGLES: 2 pass, 0 rush

Run	Pass	Description
	26	Matt Barkley to Riley Cooper
	21	Matt Barkley to Zach Ertz

COWBOYS: 2 pass, 0 rush

Run	Pass	Description
	26	Tony Romo to Jason Witten
	25	Tony Romo to Terrance Williams

EAGLES vs. GIANTS - 10/27/13

EAGLES: 1 pass, 0 rush

Run	Pass	Description
	25	Matt Barkley to Jason Avant

GIANTS: 3 pass, 0 rush

Run	Pass	Description
	27	Eli Manning to Brandon Myers
	26	Eli Manning to Victor Cruz
	22	Eli Manning to Hakeem Nicks

EAGLES at RAIDERS - 11/3/13

EAGLES: 7 pass, 1 rush

Run	Pass	Description
	63t	Nick Foles to Riley Cooper
	59	Nick Foles to DeSean Jackson
	46t	Nick Foles to DeSean Jackson
	42	Nick Foles to Riley Cooper
32		Bryce Brown run
	25t	Nick Foles to LeSean McCoy
	24	Nick Foles to Brent Celek
	20	Nick Foles to DeSean Jackson

RAIDERS: 5 pass, 3 rush

Run	Pass	Description
	66	Terrelle Pryor to Rod Streater
35		Terrelle Pryor run
	27	Terrelle Pryor to Denarius Moore
26		Rashad Jennings run
	24	Terrelle Pryor to Rashad Jennings
22		Terrelle Pryor run
	22	Matt McGloin to Jacoby Ford
	20	Matt McGloin to Juron Criner

EAGLES at PACKERS - 11/10/13

EAGLES: 6 pass, 2 rush

Run	Pass	Description
	55t	Nick Foles to DeSean Jackson
	45t	Nick Foles to Riley Cooper
	32t	Nick Foles to Riley Cooper
30		LeSean McCoy run
	25	Nick Foles to Riley Cooper
	23	Nick Foles to Jason Avant
	21	Nick Foles to DeSean Jackson
20		LeSean McCoy run

PACKERS: 5 pass, 0 rush

Run	Pass	Description
	36	Scott Tolzien to Jarrett Boykin
	30	Scott Tolzien to Jordy Nelson
	22t	Scott Tolzien to Brandon Bostick
	21	Scott Tolzien to Jarrett Boykin
	20	Scott Tolzien to Brandon Bostick

EAGLES vs. REDSKINS - 11/17/13

EAGLES: 6 pass, 0 rush

Run	Pass	Description
	49	Nick Foles to LeSean McCoy
	42	Nick Foles to Brent Celek
	26	Nick Foles to DeSean Jackson
	24	Nick Foles to Bryce Brown
	23	Nick Foles to Riley Cooper
	22	Nick Foles to DeSean Jackson

REDSKINS: 4 pass, 2 rush

Run	Pass	Description
	62t	Robert Griffin to Darrel Young
	41t	Robert Griffin to Aldrick Robinson
	28	Robert Griffin to Santana Moss
24		Roy Helu run
22		Alfred Morris run
	21	Robert Griffin to Pierre Garcon

EAGLES vs. CARDINALS - 12/1/13

EAGLES: 5 pass, 0 rush

Run	Pass	Description
	25	Nick Foles to DeSean Jackson
	24	Nick Foles to Riley Cooper
	24t	Nick Foles to Zach Ertz
	22	Nick Foles to Zach Ertz
	20	Nick Foles to Jason Avant

CARDINALS: 4 pass, 0 rush

Run	Pass	Description
	43t	Carson Palmer to Larry Fitzgerald
	34	Carson Palmer to Michael Floyd
	29	Carson Palmer to Stepfan Taylor
	23t	Carson Palmer to Michael Floyd

EAGLES vs. LIONS - 12/8/13

EAGLES: 3 pass, 5 rush

Run	Pass	Description
57t		LeSean McCoy run
	44	Nick Foles to Riley Cooper
40t		LeSean McCoy run
38t		Chris Polk run
	27	Nick Foles to Brent Celek
26		LeSean McCoy run
	25	Nick Foles to Riley Cooper
20		Nick Foles run

LIONS: 3 pass, 0 rush

Run	Pass	Description
	33	Matthew Stafford to Calvin Johnson
	28	Matthew Stafford to Joique Bell
	23	Matthew Stafford to Brandon Pettigrew

2013 Plays From Scrimmage Of 20+ Yards



EAGLES at VIKINGS - 12/15/13

EAGLES: 7 pass, 1 rush

Run	Pass	Description
	51	Nick Foles to DeSean Jackson
	30t	Nick Foles to DeSean Jackson
	25	Nick Foles to Brent Celek
	24	Nick Foles to LeSean McCoy
	22	Nick Foles to LeSean McCoy
21		Nick Foles run
	21	Nick Foles to DeSean Jackson
	20	Nick Foles to DeSean Jackson

VIKINGS: 6 pass, 0 rush

Run	Pass	Description
	57t	Matt Cassel to Greg Jennings
	42	Matt Cassel to Jarius Wright
	37	Matt Cassel to Chase Ford
	31	Matt Cassel to Greg Jennings
	26	Matt Cassel to Jarius Wright
	22	Matt Cassel to Greg Jennings

EAGLES vs. BEARS - 12/22/13

EAGLES: 3 pass, 1 rush

Run	Pass	Description
65t		Bryce Brown run
	32	Nick Foles to Riley Cooper
	27	Nick Foles to Zach Ertz
	24	Nick Foles to Brent Celek

BEARS: 2 pass, 0 rush

Run	Pass	Description
	30	Jay Cutler to Martellus Bennett
	24	Jay Cutler to Martellus Bennett
	21	Jay Cutler to Alshon Jeffery

EAGLES at COWBOYS - 12/29/13

EAGLES: 5 pass, 1 rush

Run	Pass	Description
	35	Nick Foles to Brent Celek
	34	Nick Foles to Chris Polk
	22	Nick Foles to Jason Avant
	22	Nick Foles to Brent Celek
20		LeSean McCoy run
	20	Nick Foles to DeSean Jackson

COWBOYS: 4 pass, 0 rush

Run	Pass	Description
	39	Kyle Orton to Terrance Williams
	34	Kyle Orton to Jason Witten
	32t	Kyle Orton to Dez Bryant
	28	Kyle Orton to Jason Witten

EAGLES TOTALS: 79 pass, 19 rush

OPPONENTS TOTALS: 59 pass, 7 rush

EAGLES vs. SAINTS - 1/4/14

NFC Wild Card Playoff

EAGLES: 3 pass, 0 rush

Run	Pass	Description
	40	Nick Foles to DeSean Jackson
	24	Nick Foles to Brent Celek
	22	Nick Foles to Riley Cooper

SAINTS: 4 pass, 0 rush

Run	Pass	Description
	40	Drew Brees to Robert Meachem
	27	Drew Brees to Ben Watson
	24t	Drew Brees to Lance Moore
	21	Drew Brees to Jimmy Graham

The Last Time



TEAM

Won in Overtime

Eagles: 10/24/04 - at Cleveland, 34-31

Opponent: 10/14/12 - vs. Detroit, 23-26

Won by Scoring in Last Two Minutes of Regulation

Eagles: 12/9/12 - at Tampa Bay, 23-21 (last score at 0:00)

Opponent: 1/4/14 - vs. New Orleans, 24-26 (last score at 0:00)

Tied Game by Scoring in the Last Two Minutes

Eagles: 9/15/13 - loss vs. San Diego (tied game at 1:51)

Opponent: 10/14/12 - loss vs. Detroit, 23-26 ot (tied game at 0:03)

Won in Prime Time

Eagles: 12/29/13 - vs. Dallas, 24-22

Opponent: 1/4/14 - vs. New Orleans, 24-26

Shutout

Eagles: 12/1/96 - vs. NY Giants, 24-0

Opponent: 1/3/10 - at Dallas, 24-0

Won by 20-or-more Points

Eagles: 12/22/13 - vs. Chicago, 54-11

Opponent: 9/29/13 - at Denver, 20-52

Won After Trailing by 20-or-More Points

Eagles: 12/19/10 - at NYG, 38-31 (Giants ahead 31-10 in 4th quarter)

Opponent: 10/2/11 - vs. SF, 23-24 (Eagles ahead 23-3 in 3rd quarter)

Held a 28-or-More Point Lead

Eagles: 12/22/13 - vs. Chicago, 54-11

Opponent: 9/29/13 - loss at Denver, 20-52

Held a 21-or-More Point Lead

Eagles: 12/22/13 - vs. Chicago, 54-11

Opponent: 9/29/13 - loss at Denver, 20-52

Held a 14-or-More Point Lead

Eagles: 12/22/13 - vs. Chicago, 54-11

Opponent: 12/15/13 - loss at Minnesota, 30-48

Scored 20-or-More Points in a Quarter

Eagles: 12/22/13 - win vs. Chicago, 54-11 (21 points, 1st & 4th Q)

Opponent: 12/15/13 - loss at Minnesota, 30-48 (21 points, 4th Q)

Scored 20-or-More Points in a Half

Eagles: 12/22/13 - win vs. Chicago, 54-11 (24 points, 1st half & 30 points, 2nd half)

Opponent: 1/4/14 - loss vs. NO, 24-26 (20 points, 2nd half)

Held Opponent without a Touchdown

Eagles: 10/27/13 - loss vs. NY Giants, 7-15 (5 FGs)

Opponent: 10/20/13 - loss vs. Dallas, 3-17 (1 FG)

Touchdowns Scored by Offense and Defense

Eagles: 12/22/13 - win vs. Chicago, 54-11 (6 offense, 1 defense)

Opponent: 9/19/13 - loss vs. KC, 16-26 (1 offense, 1 defense)

Touchdowns by Offense, Defense and Special Teams

Eagles: 12/13/09 - win at NYG, 45-38 (4 offense, 1 defense, 1 ST)

Opponent: 11/11/12 - loss vs. Dallas, 23-38 (2 offense, 2 defense, 1 ST)

Fumble Recovered for Touchdown

Eagles: 10/27/13 - N.Goode recovered a fumble off a misfired snap by

Z.DeOssie to punter S.Weatherford and returned it 2 yards vs. NYG

Opponent: 9/9/13 - D.Hall recovered a M.Vick fumble and returned

it 75 yards at Washington

No Turnovers

Eagles: 1/4/14 - loss vs. New Orleans, 24-26

Opponent: 9/29/13 - loss at Denver, 20-52

Touchdown Scored on First Drive

Eagles: 12/22/13 - win vs. Chicago, 54-11

Opponent: 10/6/13 - win at NY Giants, 36-21

Successful Two Point Conversion

Eagles: 12/15/13 - R.Cooper pass from N.Foles at Minnesota

Opponent: 12/22/13 - E.Bennett pass from J.Cutler vs. Chicago

Failed Two Point Conversion Attempt

Eagles: 12/15/13 - Pass failed from N.Foles to R.Cooper at Minnesota

Opponent: 12/29/13 - Pass failed from K.Orton to D.Bryant at Dallas

TOTAL OFFENSE

500-or-More Total Net Yards of Offense

Eagles: 12/22/13 - vs. Chicago (514; 289 rushing, 225 passing)

Opponent: 11/3/13 - at Oakland (560; 210 rushing, 350 passing)

400-or-More Total Net Yards of Offense

Eagles: 12/15/13 - at Minnesota (475; 79 rushing, 396 passing)

Opponent: 1/4/14 - vs. New Orleans (434; 185 rushing, 249 passing)

RUSHING

300-or More Net Yards Rushing by Team

Eagles: 9/3/00 - at Dallas (306)

Opponent: 9/25/60 - vs. Cleveland (329)

200-or-More Net Yards Rushing by Team

Eagles: 12/22/13 - vs. Chicago (289)

Opponent: 11/3/13 - at Oakland (210)

Individual 200-Yard Rushing Game

Eagles: 12/8/13 - LeSean McCoy (29-217-2TDs) vs. Detroit

Opponent: 12/28/02 - Tiki Barber (32-203-0TDs) at NY Giants

The Last Time



Individual 150-Yard Rushing Game

Eagles: 12/8/13 - LeSean McCoy (29-217-2TDs) vs. Detroit
Opponent: 12/10/06 - Ladell Betts (33-171-0TDs) at Washington

Individual 100-Yard Rushing Game

Eagles: 12/29/13 - LeSean McCoy (27-131-0TDs) at Dallas
Opponent: 11/3/13 - Rashad Jennings (15-102-1TD) at Oakland

Two 100-Yard Rushers in the Same Game

Eagles: 12/22/13 - L.McCoy (18-133-2TDs) & B.Brown (9-115-1TD) vs. Detroit
Opponent: 10/30/05 - M.Anderson (21-126-1TD) and T.Bell (14-107-2TDs) at Denver

Consecutive 100-Yard Rushing Games

Eagles: 12/22/13-12/29/13 - L.McCoy (18-133-2TDs) vs. Chi. & (27-133-0TDs) at Dal.
Opponent: 12/9/12-12/13/12 - D.Martin (28-128-1TD) at TB; B.Green-Ellis (25-106-1TD) vs. Cin

Combined 200-Yard Rushing by Two Players

Eagles: 12/22/13 - 248 by L.McCoy (18-133-2TDs) & B.Brown (9-115-1TD) vs. Detroit
Opponent: 12/10/06 - 209 by L.Betts (33-171-0TDs) & J.Campbell (4-38-0TDs) at Washington

Individual with 30-or-More Carries

Eagles: 9/9/13 - LeSean McCoy (31-184-1TD) at Washington
Opponent: 12/15/13 - Matt Asiata (30-51-3TDs) at Minnesota

Individual with 25-or-More Carries

Eagles: 12/29/13 - LeSean McCoy (27-133-0TDs) at Dallas
Opponent: 12/15/13 - Matt Asiata (30-51-3TDs) at Minnesota

Rushing Play of 80-or-More Yards

Eagles: 10/1/00 - 85t by Brian Mitchell vs. Atlanta
Opponent: 9/30/01 - 80 by Troy Hambrick vs. Dallas

Rushing Play of 60-or-More Yards

Eagles: 12/22/13 - 65t by Bryce Brown vs. Chicago
Opponent: 9/18/11 - 61 by Michael Turner at Atlanta

Rushing Play of 40-or-More Yards

Eagles: 12/22/13 - 65t by Bryce Brown vs. Chicago
Opponent: 10/28/12 - 43 by Jacquizz Rodgers vs. Atlanta

Individual with Three-or-More Rushing Touchdowns

Eagles: 12/18/11 - LeSean McCoy (18-102-3TDs) vs. NY Jets
Opponent: 12/15/13 - Matt Asiata (30-51-3TDs) at Minnesota

Individual with Two-or-More Rushing Touchdowns

Eagles: 12/22/13 - LeSean McCoy (18-133-2TDs) vs. Chicago
Opponent: 12/15/13 - Matt Asiata (30-51-3TDs) at Minnesota

PASSING

400 Net Yards Passing by Team

Eagles: 11/3/13 - at Oakland (414)
Opponent: 9/15/13 - vs. San Diego (413)

300 Net Yards Passing by Team

Eagles: 12/15/13 - at Minnesota (396)
Opponent: 12/29/13 - at Dallas (358)

Individual with 50-or-More Pass Attempts

Eagles: 12/9/12 - Nick Foles (51-32-381-0-2TDs) at Tampa Bay
Opponent: 10/6/13 - Eli Manning (52-24-334-3-2TDs) at NY Giants

Individual with 40-or-More Pass Attempts

Eagles: 12/15/13 - Nick Foles (48-30-428-1-3TDs) at Minnesota
Opponent: 12/29/13 - Kyle Orton (46-30-358-2-2TDs) at Dallas

Individual with 30-or-More Pass Completions

Eagles: 12/15/13 - Nick Foles (48-30-428-1-3TDs) at Minnesota
Opponent: 12/29/13 - Kyle Orton (46-30-358-2-2TDs) at Dallas

Individual with 25-or-More Pass Completions

Eagles: 12/15/13 - Nick Foles (48-30-428-1-3TDs) at Minnesota
Opponent: 12/29/13 - Kyle Orton (46-30-358-2-2TDs) at Dallas

Individual 300-Yard Passing Game

Eagles: 12/15/13 - Nick Foles (48-30-428-1-3TDs) at Minnesota
Opponent: 12/29/13 - Kyle Orton (46-30-358-2-2TDs) at Dallas

Consecutive 300-Yard Passing Games

Eagles: 9/9/12 - 9/16/12 - M.Vick (56-29-317-4-2TDs) at Cle. & (32-23-371-2-1TD) vs. Bal.
Opponent: 9/29/13 - 10/6/13 - P.Manning (34-28-327-0-4TDs) at Den. & E.Manning (52-24-334-3-2TDs) at NYG

Individual with Four-or-More Touchdown Passes

Eagles: 11/3/13 - Nick Foles (28-22-406-0-7TDs) at Oakland
Opponent: 9/29/13 - P.Manning (34-28-327-0-4TDs) at Denver

Individual with Three-or-More Touchdown Passes

Eagles: 12/15/13 - Nick Foles (48-30-428-1-3TDs) at Minnesota
Opponent: 12/1/13 - Carson Palmer (41-24-302-2-3TDs) vs. Arizona

No Sacks Allowed


Eagles: 12/8/13 - vs. Detroit (22 attempts - Nick Foles)
Opponent: 12/29/13 - at Dallas (46 attempts - Kyle Orton)

RECEIVING

Individual with 10-or-more Receptions

Eagles: 12/15/13 - DeSean Jackson (10-195-1TD) at Minnesota
Opponent: 12/29/13 - Jason Witten (12-135-0TDs) at Dallas

The Last Time



Individual with 150-Yard Receiving Game

Eagles: 12/15/13 - DeSean Jackson (10-195-1TD) at Minnesota
Opponent: 12/15/13 - Greg Jennings (11-163-1TD) at Minnesota

Individual with 100-Yard Receiving Game

Eagles: 12/15/13 - DeSean Jackson (10-195-1TD) at Minnesota
Opponent: 12/29/13 - Jason Witten (12-135-0TDs) at Dallas

Two 100-Yard Receivers in the Same Game

Eagles: 11/3/13 - D.Jackson (5-150-1TD) & R.Cooper (5-139-3TDs) at Oak.
By Opponent: 9/15/13 - A.Gates (8-124-0TDs) & M.Floyd (5-102-0TDs) vs. SD

Consecutive 100-Yard Receiving Games

Eagles: 9/9/13 - 9/15/13 - D.Jackson (7-104-1TD) at Was. & (9-193-1TD) vs. SD
Opponent: 10/13/13 - 10/20/13 - V.jackson (9-114-2TDs) at TB & D.Bryant (8-110-0TDs) vs. Dal.

Individual with Three-or-More TD Receptions

Eagles: 11/3/13 - Riley Cooper (5-139-3TDs) at Oakland
Opponent: 9/15/13 - Eddie Royal (7-90-3TDs) vs. San Diego

Individual with Two-or-More Touchdown Receptions

Eagles: 12/1/13 - Zach Ertz (5-68-2TDs) vs. Arizona
Opponent: 10/13/13 - Vincent Jackson (9-114-2TDs) at Tampa Bay

Pass Play of 80-or-More Yards

Eagles: 12/12/10 - 91t, Michael Vick to DeSean Jackson at Dallas
Opponent: 10/24/10 - 80t, Kerry Collins to Kenny Britt at Ten.

Pass Play of 60-or-More Yards

Eagles: 11/3/13 - 63t, Nick Foles to Riley Cooper at Oakland
Opponent: 11/17/13 - 62t, Robert Griffin to Darrel Young vs. Was.

Pass Play of 40-or-More Yards

Eagles: 1/4/14 - 40, Nick Foles to DeSean Jackson vs. NO
Opponent: 1/4/14 - 40, Drew Brees to Robert Meachem vs. NO

NOTABLE OFFENSIVE COMBINATIONS

Led Team in Rushing and Receiving in Same Game

Eagles: 2/30/12 - LeSean McCoy (10-45-0TD rushing, 5-61-0TD receiving) at NY Giants
Opponent: 12/8/13 - Joique Bell (23-69-1TDs rushing, 4-58-0TDs receiving) vs. Detroit

100-Yard Rusher & Receiver in the Same Game

Eagles: 11/10/13 - LeSean McCoy (25-155-0TDs rus.) & Riley Cooper (3-102-2TDs rec.) at Green Bay
Opponent: 12/9/12 - Doug Martin (28-128-1TD rus.) & Vincent Jackson (6-131-1TD) at Tampa Bay

100-Yard Rusher, 100-Yard Receiver & 300-Yard Passer in the Same Game

Eagles: 9/23/07 - B.Westbrook (14-110-2TDs rush. & 5-111-1TD rec.), K.Curtis (11-221-3TDs rec.) & D.McNabb (26-21-381-0-4TDs) vs. Detroit
Opponent: 12/11/05 - Ti.Barber (32-124-0TDs), J.Shockey (10-107-0TDs) & E.Manning (44-28-312-3-1TD) vs. NY Giants

Individual with at Least One Rushing and Receiving Touchdown in the Same Game

Eagles: 10/28/12 - LeSean McCoy (16-45-1TD rushing, 3-22-1TD receiving) vs. Atlanta
Opponent: 12/2/10 - Arian Foster (22-83-1TD rushing, 2-26-1TD receiving) vs. Houston

Individual with at Least One Rushing Touchdown and One Touchdown Pass in the Same Game

Eagles: 12/8/13 - Nick Foles (22-11-179-1-1TD passing, 6-23-1TD rushing) vs. Detroit
Opponent: 12/15/13 - Matt Cassel (35-26-382-1-2TDs passing, 3-19-1TD rushing) at Minnesota

DEFENSE

Held Opponent Under 200 Yards Total Offense

Eagles: 9/26/10 - at Jacksonville (191; 139 rushing, 52 passing)
Opponent: 9/30/07 - at NYG (190; 114 rushing, 76 passing)

Held Opponent Under 300 Yards Total Offense

Eagles: 12/22/13 - vs. Chicago (257; 63 rushing, 196 passing)
Opponent: 1/4/14 - vs. New Orleans (256; 80 rushing, 176 passing)

Held Opponent Under 50 Yards Rushing

Eagles: 11/20/11 - at NY Giants (29)
Opponent: 10/27/13 - vs. NY Giants (48)

Held Opponent Under 75 Yards Rushing

Eagles: 12/29/13 - at Dallas (56)
Opponent: 10/27/13 - vs. NY Giants (48)

Held Opponent Under 100 Yards Rushing

Eagles: 12/29/13 - at Dallas (56)
Opponent: 1/4/14 - vs. New Orleans (80)

Held Opponent Under 100 Net Yards Passing

Eagles: 12/13/12 - vs. Cincinnati (92)
Opponent: 9/13/09 - at Carolina (82)

Held Opponent Under 150 Net Yards Passing

Eagles: 12/13/12 - vs. Cincinnati (92)
Opponent: 11/26/12 - vs. Carolina (107)

The Last Time



Interception Return for a Touchdown

Eagles: 12/22/13 - B.Boykin, 54 yards (QB J.Cutler) vs. Chicago
Opponent: 9/19/13 - E.Berry, 38 yards (QB M.Vick) vs. Kansas City

Individual with Three-or-More Interceptions

Eagles: 10/16/11 - K.Coleman (3 - R.Grossman) at Washington
Opponent: 12/2/07 - L.Tatupu (3-A.J. Feeley) vs. Seattle

Individual with Two-or-More Interceptions

Eagles: 9/9/12 K.Coleman (2) & D.Rodgers-Cromartie (2) at Cleveland (QB B.Weeden)
Opponent: 12/1/11 - B.Browner (2 - V.Young) at Seattle

Safety Scored

Eagles: 12/22/13 - M.Forte tackled in end zone by Cedric Thornton
Opponent: 11/23/08 - S.Rocca punt blocked by J.McClain out of bounds in end zone
1/11/09 - Intentional grounding penalty enforced on D.McNabb in end zone (NFC-D)

Seven-or-More Sacks by Team

Eagles: 12/11/11 - at Miami (9)
Opponent: 11/5/12 - at New Orleans (7)

Six-or-More Sacks by Team

Eagles: 12/13/12 - vs. Cincinnati, 13-34 (6)
Opponent: 9/19/13 - vs. Kansas City, 16-26 (6)

Five-or-More Sacks by Team

Eagles: 12/22/13 - vs. Chicago (5)
Opponent: 12/29/13 - at Dallas, 24-22 (5)

Individual with Three-or More Sacks

Eagles: 12/22/13 - T.Cole (3.0 of J.Cutler) vs. Chicago
Opponent: 9/19/13 - J.Houston (4.5 sacks of M.Vick) vs. KC

Individual with Two-or More Sacks

Eagles: 12/22/13 - T.Cole (3.0) & M.Kendricks (2.0) of QB J.Cutler vs. Chi
Opponent: 12/29/13 - J.Hatcher (2.0 sacks of N.Foles) & D.Holoman (2.0 sacks of N.Foles) at Dallas

SPECIAL TEAMS

Kickoff Return for a Touchdown

Eagles: 11/23/08 - Quintin Demps, 100 yards at Baltimore
Opponent: 12/8/13 - Jeremy Ross, 98 yards vs. Detroit

Kickoff Return for a Touchdown to Start a Game

Eagles: 11/4/01 - Brian Mitchell, 94 yards at Arizona
Opponent: 10/12/03 - Randal Williams, 37 yards at Dallas

Punt Return for a Touchdown

Eagles: 12/2/12 - Damaris Johnson, 98 yards at Dallas
Opponent: 12/8/13 - Jeremy Ross, 58 yards vs. Detroit

Blocked Punt Recovered for Touchdown

Eagles: 11/22/92 - Ken Rose returned Sean Landeta's blocked punt (blocked by Rose) 3 yards at NY Giants
Opponent: 9/29/13 - Steven Johnson returned Donnie Jones' blocked punt (blocked by Johnson) 17 yards at Denver

Blocked Punt

Eagles: 10/28/12 - C.Matthews blocked M.Bosher's punt vs. Atlanta
Opponent: 9/29/13 - S.Johnson blocked D.Jones' punt at Denver

Blocked PAT

Eagles: 12/8/13 - B.Logan blocked a PAT attempt by D.Akers vs. Det.
Opponent: 12/13/09 - F.Robbins blocked a PAT attempt by D.Akers vs. NYG

Missed (not blocked) PAT

Eagles: 11/11/12 - Alex Henery vs. Dallas
Opponent: 11/26/12 - Graham Gano vs. Carolina

Blocked Field Goal

Eagles: 1/1/12 - D.Landri blocked a 36-yard attempt by G.Gano vs. Was.
Opponent: 11/21/10 - T.Thomas blocked a 42-yard att. by D.Akers vs. NYG

Blocked Field Goal returned for a TD

Eagles: 10/23/05 - Matt Ware, 65-yd. return after Quintin Mikell blocked a 40-yd. att. by Nate Kaeding vs. San Diego
Opponent: 12/7/08 - Kevin Dockery, 71-yd. return after Justin Tuck blocked a 32-yd. att. by D.Akers at New York Giants

Individual with Five-or More Field Goals

Eagles: 10/6/13 - Alex Henery (5-5) at NY Giants
Opponent: 10/27/13 - Josh Brown (5-5) vs. NY Giants

Individual with Four-or More Field Goals

Eagles: 10/6/13 - Alex Henery (5-5) at NY Giants
Opponent: 1/4/14 - Shayne Graham (4-4) vs. New Orleans

Successful Onsides Kick

Eagles: 12/30/12 - A.Henery kick recovered by B.Hughes (1st Q)
Opponent: 9/19/10 - J.Hanson kick recovered by Lions R.Phillips (4th Q)

Failed Onsides Kick Attempt

Eagles: 12/15/13 - A.Henery kick recovered by Vikings J.Simpson at Minnesota (4th Q)
Opponent: 11/3/13 - Sebastian Janikowski kick recovered by Eagles Zach Ertz at Oakland (4th Q)

Touchdown off of Fake Field Goal

Eagles: 12/24/1989 - C.Carter 22-yard pass from R.Ruzek vs. Phoenix
Opponent: 12/20/1998 - Holder E.Bjornson 7-yard run at Dallas

Touchdown off of Fake Punt

Eagles: 9/29/02 - B.Dawkins 57 yard pass from B.Mitchell vs. Houston
Opponent: (could not find an instance when it occurred)

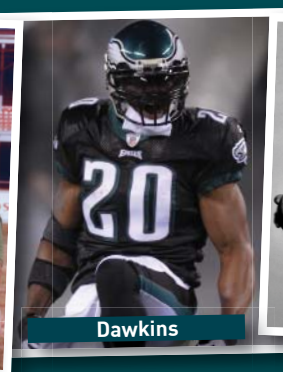
All-Time Regular Season Service




Akers



Bednarik



Dawkins



Carmichael

MOST SEASONS PLAYED

<u>Name</u>	<u>Seasons</u>
1. Chuck Bednarik (1949-1962)	14
2. Brian Dawkins (1996-2008)	13
Harold Carmichael (1971-1983)	13
Frank (Bucko) Kilroy (1943-1955)	13
Vic Sears (1941-1953)	13
6. David Akers (1999-2010)	12
Jerry Sisemore (1973-1984)	12
Bobby Walston (1951-1962)	12

MOST CONSECUTIVE GAMES PLAYED

<u>Name</u>	<u>Games</u>
1. Harold Carmichael (1972-1983)	162
2. Randy Logan (1973-1983)	159
3. Bobby Walston (1951-1962)	148
4. Jon Runyan (2000-08)	144
5. Ken Clarke (1977-1987)	139
6. Herman Edwards (1977-1985)	135
7. Frank LeMaster (1974-1982)	129
8. Sheldon Brown (2002-09)	128
9. Jerry Sisemore (1974-1982)	127

MOST REGULAR SEASON GAMES PLAYED

<u>Name</u>	<u>Pos</u>	<u>Years</u>	<u>Seasons</u>	<u>GP</u>
1. David Akers	K	1999-2010	12	188
2. Brian Dawkins	FS	1996-2008	13	183
3. Harold Carmichael	WR	1971-1983	13	180
4. Chuck Bednarik	C/LB	1949-1962	14	169
5. Tra Thomas	T	1998-2008	11	166
6. Randy Logan	S	1973-1983	11	159
7. Guy Morriss	C	1973-1983	11	158
8. Jerry Sisemore	T	1973-1984	12	156
9. Donovan McNabb	QB	1999-2009	11	148
Bobby Walston	K/WR	1951-1962	12	148
Ken Clarke	DT	1978-1987	10	148
12. Jon Runyan	T	2000-2008	9	144
13. Ron Jaworski	QB	1977-1986	10	142
14. Trent Cole	DE/LB	2005-2013	9	140
William Thomas	LB	1991-1999	9	140
16. Andre Waters	SS	1984-1993	10	137
Wes Hopkins	FS	1983-1993	10	137
18. Herman Edwards	DB	1977-1985	9	135
19. Frank Kilroy	T	1943-1955	13	134
Nate Ramsey	DB	1963-1972	10	134

MOST GAMES PLAYED BY POSITION

<u>Quarterbacks</u>	<u>Pos</u>	<u>Years</u>	<u>Seasons</u>	<u>GP</u>
1. Donovan McNabb	QB	1999-2009	11	148
2. Ron Jaworski	QB	1977-1986	10	142
3. Randall Cunningham	QB	1985-1995	11	122
4. Norm Snead	QB	1964-1970	7	85
5. Sonny Jurgensen	QB	1957-1963	7	83

Offensive Linemen

	<u>Pos</u>	<u>Years</u>	<u>Seasons</u>	<u>GP</u>
1. Chuck Bednarik	C/LB	1949-1962	14	169
2. Tra Thomas	T	1998-2008	11	166
3. Guy Morriss	C	1973-1983	11	158
4. Jerry Sisemore	T	1973-1984	12	156
5. Jon Runyan	T	2000-2008	9	144

WRs/TEs

	<u>Pos</u>	<u>Years</u>	<u>Seasons</u>	<u>GP</u>
1. Harold Carmichael	WR	1971-1983	13	180
2. Bobby Walston	K/WR	1951-1962	12	148
3. Pete Retzlaff	E	1956-1966	11	132
4. Charles Smith	WR	1974-1981	8	118
5. Jason Avant	WR	2006-2013	8	116

Running Backs

	<u>Pos</u>	<u>Years</u>	<u>Seasons</u>	<u>GP</u>
1. Tom Woodeshick	B	1963-1971	9	111
2. Brian Westbrook	RB	2002-2009	8	107
3. Keith Byars	RB	1986-1992	7	105
4. Wilbert Montgomery	RB	1977-1984	8	100
5. Duce Staley	RB	1997-2003	7	98

Defensive Linemen

	<u>Pos</u>	<u>Years</u>	<u>Seasons</u>	<u>GP</u>
1. Ken Clarke	DT	1978-1987	10	148
2. Trent Cole	DE/LB	2005-2013	9	140
3. Vic Sears	DT	1941-1953	12	131
4. Hollis Thomas	DT	1996-2005	10	126
5. Clyde Simmons	DE	1986-1993	8	124

Linebackers

	<u>Pos</u>	<u>Years</u>	<u>Seasons</u>	<u>GP</u>
1. Chuck Bednarik	C/LB	1949-1962	14	169
2. William Thomas	LB	1991-1999	9	140
3. John Bunting	LB	1972-1982	11	132
4. Frank LeMaster	LB	1974-1982	9	129
5. Seth Joyner	LB	1986-1993	8	120

Secondary

	<u>Pos</u>	<u>Years</u>	<u>Seasons</u>	<u>GP</u>
1. Brian Dawkins	FS	1996-2008	13	183
2. Randy Logan	S	1973-1983	11	159
3. Andre Waters	SS	1984-1993	10	137
Wes Hopkins	FS	1983-1993	10	137
5. Herman Edwards	DB	1977-1985	9	135
6. Nate Ramsey	DB	1963-1972	10	134
7. Sheldon Brown	CB	2002-2009	8	128
8. Quintin Mikell	S	2003-2010	8	123
9. Bobby Taylor	CB	1995-2003	9	119
10. Troy Vincent	CB	1996-2003	8	118
Brenard Wilson	S	1979-1986	8	118


Kickers

	<u>Pos</u>	<u>Years</u>	<u>Seasons</u>	<u>GP</u>
1. David Akers	K	1999-2010	12	188
2. Bobby Walston	K/WR	1951-1962	12	148
3. Sam Baker	K	1964-1969	6	82
4. Tony Franklin	K	1979-1983	5	73
5. Paul McFadden	K	1984-1987	4	60

Punters

	<u>Pos</u>	<u>Years</u>	<u>Seasons</u>	<u>GP</u>
1. Max Runager	P	1979-83, 1989	6	72
2. Sean Landeta	P	1999-02, 2005	5	65
3. Sav Rocca	P	2007-2010	4	64
Jeff Feagles	P	1990-1993	4	64
Tom Hutton	P	1995-1998	4	64

All-Time Regular Season Scoring



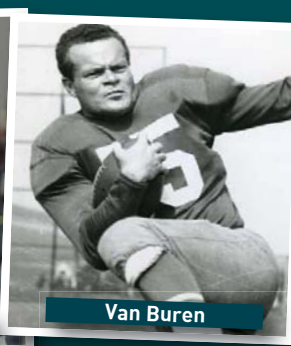
Carmichael



Akers



Westbrook



Van Buren

ALL-TIME LEADING SCORERS

Player	Years	Games	TDs	XPM	XPA	FGM	FGA	2pt	Pts
1. David Akers	1999-2010 (12)	188	0	441	447	294	357	0	1323
2. Bobby Walston (WR/K)	1951-1962 (12)	148	46	365	383	80	157	0	881
3. Sam Baker	1964-1969 (6)	82	0	205	213	90	153	0	475
4. Harold Carmichael (WR)	1971-1983 (13)	180	79	0	0	0	0	0	474
5. Steve Van Buren (B)	1944-1951 (8)	83	77	2	2	0	0	0	464
6. Tony Franklin	1979-1983 (5)	73	0	172	182	80	128	0	412
7. Brian Westbrook (RB)	2002-2009 (8)	107	68	0	0	0	0	1	410
8. Tommy McDonald (FL)	1957-1963 (7)	88	67	0	0	0	0	0	402
9. Paul McFadden	1984-1987 (4)	60	0	117	119	91	124	0	390
10. Roger Ruzek	1989-1993 (5)	58	0	139	151	81	108	0	382
11. Pete Pihos (E)	1947-1955 (9)	107	63	0	0	0	0	0	378
12. Timmy Brown (B)	1960-1967 (8)	96	62	0	0	0	0	0	372
13. Mike Quick (WR)	1982-1990 (9)	101	61	0	0	0	0	0	366
14. Wilbert Montgomery (RB)	1977-1984 (8)	100	58	0	0	0	0	0	348
15. Alex Henery	2011-2013 (3)	48	0	116	117	74	86	0	338
16. LeSean McCoy (RB)	2009-2013 (5)	74	49	0	0	0	0	1	296
17. Tom Dempsey	1971-1974 (4)	47	0	84	90	66	108	0	282
Pete Retzlaff (E)	1956-1966 (11)	132	47	0	0	0	0	0	282
19. Cliff Patton	1946-1950 (5)	52	0	160	166	28	61	0	244
20. DeSean Jackson (WR)	2008-2013 (6)	87	39	0	0	0	0	0	234

MOST POINTS, SEASON

Player	Year	TDs	XPM	XPA	FGM	FGA	2pt	Pts
1. David Akers	2008	0	45	45	33	40	0	144
2. David Akers	2010	0	47	47	32	38	0	143
3. David Akers	2009	0	43	45	32	37	0	139
4. David Akers	2002	0	43	43	30	34	0	133
5. David Akers	2004	0	41	42	27	32	0	122
6. David Akers	2000	0	34	36	29	33	0	121
7. LeSean McCoy	2011	20	0	0	0	0	0	120
8. Alex Henery	2011	0	46	46	24	27	0	118
9. Paul McFadden	1984	0	26	27	30	37	0	116
10. David Akers	2001	0	37	38	26	31	0	115
Gary Anderson	1996	0	40	40	25	29	0	115

Led NFL

Led Conference

LONGEST FIELD GOALS

PLAYER	GAME	LG
1. Tony Franklin	11/12/1979 at Cowboys	59
2. David Akers	9/14/2003 vs. Patriots	57
3. Tom Dempsey	12/12/1971 vs. StL Cardinals	54
4. David Akers	9/30/2007 at Giants	53
David Akers	10/24/1999 at Dolphins	53
Roger Ruzek	12/9/1990 at Dolphins	53
7. David Akers	11/8/09 vs. Cowboys	52
David Akers	10/5/2003 vs. Redskins	52
Paul McFadden	10/13/1985 vs. StL Cardinals	52
Paul McFadden	11/4/1984 at Lions	52
Tony Franklin	11/27/1983 at Redskins	52
Tom Dempsey	11/12/1972 at Houston Oilers	52
Tom Dempsey	10/15/1972 vs. LA Rams	52
Tom Dempsey	12/5/1971 at Lions	52

ALL-TIME SCORING

TDs by rushing	967
TDs by reception	1502
TDs by INT return	91
TDs by kickoff return	25
TDs by punt return	28
TDs by fumble return	72
TDs by blocked punt	7
FGs Made	1190

MOST TOUCHDOWNS, Career

PLAYER	TDs
1. Harold Carmichael (WR)	79
2. Steve Van Buren (B)	77
3. Brian Westbrook (RB)	68
4. Tommy McDonald (FL)	67
5. Pete Pihos (E)	63
6. Timmy Brown (B)	62
7. Mike Quick (WR)	61
8. Wilbert Montgomery (RB)	58
9. LeSean McCoy (RB)	49
10. Pete Retzlaff (E)	47

MOST FGs MADE, Career

PLAYER	FGM
1. David Akers	294
2. Paul McFadden	91
3. Sam Baker	90
4. Roger Ruzek	81
5. Bobby Walston (WR/K)	80
Tony Franklin	80
7. Alex Henery	74
8. Tom Dempsey	66
9. Gary Anderson	47
10. Chris Boniol	36

MOST FGAs, Career

PLAYER	FGA
1. David Akers	357
2. Bobby Walston (WR/K)	157
3. Sam Baker	153
4. Tony Franklin	128
5. Paul McFadden	124
6. Roger Ruzek	108
Tom Dempsey	108
8. Alex Henery	86
9. Cliff Patton	61
10. Gary Anderson	59


MOST PATs MADE, Career

PLAYER	XPM
1. David Akers	441
2. Bobby Walston (WR/K)	365
3. Sam Baker	205
4. Tony Franklin	172
5. Cliff Patton	160
6. Roger Ruzek	139
7. Paul McFadden	117
8. Alex Henery	116
9. Roy Zimmerman	89
10. Tom Dempsey	84

MOST PATs ATT., Career

PLAYER	XPA
1. David Akers	447
2. Bobby Walston (WR/K)	383
3. Sam Baker	213
4. Tony Franklin	182
5. Cliff Patton	166
6. Roger Ruzek	151
7. Paul McFadden	119
8. Alex Henery	117
9. Roy Zimmerman	98
10. Tom Dempsey	90

All-Time Regular Season Scoring




Walston



McCoy



Montgomery



Henery

TOP SINGLE-GAME SCORING PERFORMANCES

MOST POINTS, Game

PLAYER	GAME	PTS
1. Bobby Walston (WR/K)	10/17/1954 at Redskins	25
2. Brian Westbrook (RB)	11/27/2008 vs. Cardinals	24
Irving Fryar (WR)	10/20/1996 vs. Dolphins	24
Wilbert Montgomery (RB)	10/7/1979 vs. Redskins	24
Wilbert Montgomery (RB)	9/10/1978 at Redskins	24
Ben Hawkins (FL)	9/28/1969 vs. Steelers	24
Tommy McDonald (FL)	10/4/1959 vs. Giants	24
Clarence Peaks (B)	11/16/1958 vs. Chi. Cardinals	24

MOST TOUCHDOWNS, Game

PLAYER	GAME	TDS
1. Brian Westbrook (RB)	11/27/2008 vs. Cardinals	4
Irving Fryar (WR)	10/20/1996 vs. Dolphins	4
Wilbert Montgomery (RB)	10/7/1979 vs. Redskins	4
Wilbert Montgomery (RB)	9/10/1978 at Redskins	4
Ben Hawkins (FL)	9/28/1969 vs. Steelers	4
Tommy McDonald (FL)	10/4/1959 vs. Giants	4
Clarence Peaks (B)	11/16/1958 vs. Chi. Cardinals	4

MOST FIELD GOALS MADE, Game

PLAYER	GAME	FGM
1. Tom Dempsey	11/12/1972 at Houston Oilers	6
2. Alex Henery	10/6/2013 at Giants	5
David Akers	11/18/2001 at Cowboys	5
Gary Anderson	12/22/1996 vs. Arz. Cardinals	5
Gary Anderson	10/1/1995 at Saints	5

MOST FIELD GOALS ATTEMPTED, Game

PLAYER	GAME	FGM
1. Tom Dempsey	11/12/1972 at Houston Oilers	7
Sam Baker	12/5/1965 vs. Cowboys	7
3. David Akers	10/3/2004 at Bears	6
Tom Dempsey	10/7/1973 at Bills	6
5. 9 times, last by Alex Henery	10/6/2013 at Giants	5

MOST CONSECUTIVE FIELD GOALS

PLAYER (YEARS)	FGS
1. Alex Henery (2012)	22
2. Alex Henery (2011-12) (16 in 2011, 1 in 2012).	17
David Akers (2009)	17
David Akers (2001)	17
5. David Akers (2008)	15
David Akers (2004)	15
7. David Akers (2003)	13
David Akers (1999-2000) (1 in 1999, 12 in 2000)	13
9. David Akers (twice in 2010)	12
David Akers (2002)	12
Gary Anderson (1996)	12
Sam Baker (1966-67)	12

MOST TOUCHDOWNS, Season

PLAYER (YEAR)	TDS
1. LeSean McCoy (2011)	20
2. Steve Van Buren (1945)	18
3. Brian Westbrook (2008)	14
Terrell Owens (2004)	14
Wilbert Montgomery (1979)	14
Steve Van Buren (1947)	14

MOST FGs MADE, Season

PLAYER (YEAR)	FGM
1. David Akers (2008)	33
2. David Akers (2010)	32
David Akers (2009)	32
4. David Akers (2002)	30
Paul McFadden (1984)	30

MOST FGA, Season

PLAYER (YEAR)	FGA
1. David Akers (2008)	40
Tom Dempsey (1973)	40
3. David Akers (2010)	38
4. David Akers (2009)	37
Paul McFadden (1984)	37

MOST PATs ATTEMPTED, Season

PLAYER (YEAR)	XPA
1. Cliff Patton (1948)	50
2. David Akers (2006)	48
Tony Franklin (1980)	48
Roger Ruzek (1990)	48
Bobby Walston (1953)	48

MOST PATs MADE, Season

PLAYER (YEAR)	XPM
1. Cliff Patton (1948)	50
2. David Akers (2006)	48
Tony Franklin (1980)	48
4. David Akers (2010)	47
5. Alex Henery (2011)	46


Most Consecutive Games With TD

PLAYER (YEAR)	GAMES
1. LeSean McCoy (2011)	9
2. Steve Van Buren (1947)	8
3. (five times) last by Ricky Watters (1995)	6

MOST CONSECUTIVE PATs

PLAYER (YEARS)	PATS
1. David Akers (2004-2009)	173
2. David Akers (2001-04)	153
3. Cliff Patton (1947-49)	84

All-Time Regular Season Passing




Jaworski



McNabb



Snead



Cunningham

ALL-TIME LEADING PASSERS

Player	Years	Gm	Att	Cmp	Pct	Yds	TD	INT	QB Lg	INT Rat	Pct
1. Donovan McNabb	1999-2009 (11)	148	4746	2801	59.0	32873	216	100	91t	86.5	2.1
2. Ron Jaworski	1977-86 (10)	142	3918	2088	53.3	26963	175	151	99t	74.0	3.9
3. Randall Cunningham	1985-95 (11)	122	3362	1874	55.7	22877	150	105	95t	78.7	3.1
4. Norm Snead	1964-70 (7)	85	2236	1154	51.6	15672	111	124	87t	67.7	5.5
5. Tommy Thompson	1941-50 (8)	88	1396	723	51.8	10240	90	100	75t	67.4	7.2
6. Michael Vick	2009-13 (5)	54	1300	773	59.5	9984	57	33	91t	87.7	2.5
7. Sonny Jurgensen	1957-63 (7)	83	1107	602	54.4	9639	76	73	84	79.1	6.6
8. Bobby Thomason	1952-57 (6)	68	1113	556	50.0	8124	57	80	67t	61.2	7.2
9. Norm Van Brocklin	1958-60 (3)	36	998	542	54.3	7497	55	51	91t	75.7	5.1
10. Roman Gabriel	1973-77 (5)	53	1185	661	55.8	7221	47	37	80t	74.2	3.1
11. Adrian Burk	1951-56 (6)	70	960	457	47.6	6203	55	77	84t	54.4	8.0
12. Rodney Peete	1995-98 (4)	30	756	434	57.4	4945	17	27	62	69.8	3.6
13. Nick Foles	2012-13 (2)	20	582	364	62.5	4590	33	7	63t	101.0	1.2
14. Ty Detmer	1996-97 (2)	21	645	372	57.7	4478	22	19	57	78.2	2.9
15. King Hill	1961-68 (8)	71	635	325	51.2	4308	29	51	92t	54.8	8.0
16. Roy Zimmerman	1943-46 (4)	41	435	190	43.7	3219	30	43	75t	52.7	9.9
17. Pete Liske	1971-72 (2)	28	407	214	52.6	2930	14	22	69t	64.8	5.4
18. Mike Boryla	1974-76 (3)	22	514	270	52.5	2823	20	29	48t	58.2	5.6
19. Davey O'Brien	1939-40 (2)	22	478	223	46.7	2614	11	34	NA	41.8	7.1
20. Jim McMahon	1990-92 (3)	21	363	215	59.2	2581	13	13	75t	78.1	3.6

MOST TD PASSES, Career

PLAYER	TDs
1. Donovan McNabb	216
2. Ron Jaworski	175
3. Randall Cunningham	150
4. Norm Snead	111
5. Tommy Thompson	90
6. Sonny Jurgensen	76
7. Michael Vick	57
Bobby Thomason	57
9. Norm Van Brocklin	55
Adrian Burk	55

MOST ATTEMPTS, Career

PLAYER	ATTs
1. Donovan McNabb	4,746
2. Ron Jaworski	3,918
3. Randall Cunningham	3,362
4. Norm Snead	2,236
5. Tommy Thompson	1,396
6. Michael Vick	1,300
7. Roman Gabriel	1,185
8. Bobby Thomason	1,113
9. Sonny Jurgensen	1,107
10. Norm Van Brocklin	998

MOST COMPLETIONS, Career

PLAYER	COMPs
1. Donovan McNabb	2,801
2. Ron Jaworski	2,088
3. Randall Cunningham	1,874
4. Norm Snead	1,154
5. Michael Vick	773
6. Tommy Thompson	723
7. Roman Gabriel	661
8. Sonny Jurgensen	602
9. Bobby Thomason	556
10. Norm Van Brocklin	542

BEST COMP. PCT., Career

PLAYER	COMP%
1. Nick Foles	62.5
2. Michael Vick	59.5
3. Donovan McNabb	59.0
4. Ty Detmer	57.7
5. Rodney Peete	57.4
6. Roman Gabriel	55.8
7. Randall Cunningham	55.7
8. Sonny Jurgensen	54.4
9. Norm Van Brocklin	54.3
10. Ron Jaworski	53.3

(min. 500 attempts)

BEST QB RATING, Career

PLAYER	QB RATING
1. Nick Foles	101.0
2. Michael Vick	87.7
3. Donovan McNabb	86.5
4. Sonny Jurgensen	79.1
5. Randall Cunningham	78.7
6. Ty Detmer	78.2
7. Norm Van Brocklin	75.7
8. Roman Gabriel	74.2
9. Ron Jaworski	74.0
10. Rodney Peete	69.8

(min. 500 attempts)

MOST INTs, Career

PLAYER	INTs
1. Ron Jaworski	151
2. Norm Snead	124
3. Randall Cunningham	105
4. Donovan McNabb	100
Tommy Thompson	100
6. Bobby Thomason	80
7. Adrian Burk	77
8. Sonny Jurgensen	73
9. Norm Van Brocklin	51
King Hill	51

All-Time Regular Season Passing



McNabb



Burk



Jurgensen



Cunningham

MOST PASSING YARDS, SEASON

Player	Year	Att	Cmp	Pct	Yds	TD	INT	Lg	QB Rat	INT Pct
1. Donovan McNabb	2008	571	345	60.4	3916	23	11	90t	86.4	1.9
2. Donovan McNabb	2004	469	300	64.0	3875	31	8	80	104.7	1.7
3. Randall Cunningham	1988	560	301	53.8	3808	24	16	80t	77.6	2.9
4. Sonny Jurgensen	1961	416	235	56.5	3723	32	24	69	88.1	5.8
5. Donovan McNabb	2009	443	267	60.3	3553	22	10	60t	92.9	2.3
6. Ron Jaworski	1980	451	257	57.0	3529	27	12	56t	91.0	2.7
7. Randall Cunningham	1990	465	271	58.3	3466	30	13	95t	91.6	2.8
8. Ron Jaworski	1985	484	255	52.7	3450	17	20	99t	70.2	4.1
9. Randall Cunningham	1989	532	290	54.5	3400	21	15	66t	75.5	2.8
10. Norm Snead	1967	434	240	55.3	3399	29	24	87t	80.0	5.5

Led NFL

Led Conference

MOST ATTEMPTS, Season

PLAYER (YEAR)	ATT
1. Donovan McNabb (2008).....	571
2. Donovan McNabb (2000).....	569
3. Randall Cunningham (1988).....	560
4. Randall Cunningham (1989).....	532
5. Donovan McNabb (2001).....	493

MOST COMPLETIONS, Season

PLAYER (YEAR)	COMP
1. Donovan McNabb (2008).....	345
2. Donovan McNabb (2000).....	330
3. Randall Cunningham (1988).....	301
4. Donovan McNabb (2004).....	300
5. Donovan McNabb (2007).....	291

MOST TD PASSES, Season

PLAYER (YEAR)	TDS
1. Sonny Jurgensen (1961).....	32
2. Donovan McNabb (2004).....	31
3. Randall Cunningham (1990).....	30
4. Norm Snead (1967).....	29
5. Nick Foles (2013).....	27
Ron Jaworski (1980).....	27

BEST COMPLETION PCT., Season*

PLAYER (YEAR)	COMP%
1. Nick Foles (2013).....	64.0
2. Donovan McNabb (2004).....	64.0
3. Michael Vick (2010).....	62.6
4. Donovan McNabb (2007).....	61.5
5. Nick Foles (2012).....	60.8

BEST QB RATING, Season*

PLAYER (YEAR)	QB RATING
1. Nick Foles (2013).....	119.2
2. Donovan McNabb (2004).....	104.7
3. Michael Vick (2010).....	100.2
4. Donovan McNabb (2006).....	95.5
5. Donovan McNabb (2009).....	92.9

FEWEST INTERCEPTIONS, Season*

PLAYER (YEAR)	INTS
1. Nick Foles (2013, 317).....	2
2. Nick Foles (2012, 265).....	5
Bubby Brister (1993, 309).....	5
4. Michael Vick (2010, 372).....	6
Donovan McNabb (2002, 361).....	6
Donovan McNabb (2006, 316).....	6

LOWEST INT PERCENTAGE, Season*

PLAYER (YEAR)	PCT.
1. Nick Foles (2013, 2-317).....	0.6
2. Donovan McNabb (2007, 7-473).....	1.5
3. Michael Vick (2010, 6-372).....	1.6
4. Bubby Brister (1993, 5-309).....	1.6
5. Donovan McNabb (2002, 6-361).....	1.7

*(min. 250 attempts)


MOST INTERCEPTIONS, Season

PLAYER (YEAR)	INTS
1. Sonny Jurgensen (1962).....	26
2. Norm Snead (1967).....	24
Sonny Jurgenson (1961).....	24
4. Norm Snead (1969).....	23
Adrian Burk (1951).....	23

All-Time Regular Season Passing



Foles



Van Brocklin



Gabriel



Vick

TOP SINGLE-GAME PASSING PERFORMANCES

MOST YARDS, Game

PLAYER	GAME	YARDS
1. Donovan McNabb	12/5/2004 vs. Packers	464
2. Donovan McNabb	11/15/2009 at Chargers	450
3. Randall Cunningham	9/17/1989 vs. at Redskins	447
4. Bobby Thomason	11/8/1953 vs. Giants	437
5. Sonny Jurgensen	10/29/1961 at Redskins	436
6. Nick Foles	12/15/2013 at Vikings	428
Michael Vick	9/15/2013 vs. Chargers	428
8. Sonny Jurgensen	12/16/1962 at StL Cardinals	419
9. Michael Vick	10/2/2011 vs. 49ers	416
10. Nick Foles	11/3/2013 at Raiders	406

MOST TD PASSES, Game

PLAYER	GAME	TDS
1. Nick Foles	11/3/2013 at Raiders	*7
Adrian Burk	10/17/1954 at Redskins	*7
3. Donovan McNabb	9/18/2005 vs. 49ers	5
Donovan McNabb	12/5/2004 vs. Packers	5
Randall Cunningham	9/17/1989 vs. at Redskins	5
Norm Snead	9/28/1969 vs. Steelers	5
Sonny Jurgensen	12/16/1962 at StL Cardinals	5
Sonny Jurgensen	11/26/1961 vs. Cowboys	5
Adrian Burk	11/28/1954 vs. Redskins	5

* NFL Record

MOST ATTEMPTS, Game

PLAYER	GAME	ATT
1. Randall Cunningham	10/2/1989 at Bears	62
2. Davey O'Brien	12/1/1940 at Redskins	60
3. Donovan McNabb	11/16/2008 at Bengals	58
4. Sonny Jurgensen	9/23/1962 vs. Giants	57
5. Michael Vick	9/9/12 at Browns	56

MOST COMPLETIONS, Game

PLAYER	GAME	ATT
1. Donovan McNabb	11/15/2009 at Chargers	35
Donovan McNabb	10/23/2005 vs. Chargers	35
3. Randall Cunningham	9/17/1989 vs. at Redskins	34
4. (3 times) last by Donovan McNabb on 10/2/2005 at Chiefs		33

BEST COMPLETION PERCENTAGE, Game

PLAYER	GAME	COMP.-ATT.	PCT.
1. Nick Foles	12/22/2013 vs. Bears	21-25	84.0
2. Rodney Peete	9/15/1996 vs. Lions	25-30	83.3
3. Jeff Garcia	11/26/2006 at Colts	19-23	82.6
4. Donovan McNabb	9/23/2007 vs. Lions	21-26	80.8
5. Donovan McNabb	11/17/2002 vs Cardinals	20-25	80.0
Donovan McNabb	11/16/2003 vs Giants	24-30	80.0

MOST INTERCEPTIONS, Game

PLAYER	GAME	INTS
1. Pete Liske	9/26/1971 vs. Cowboys	6
Bobby Thomason	10/21/1956 vs. Chi. Cardinals	6

LONGEST PASSING PLAYS

PLAYER (GAME)	YARDS
1. Ron Jaworski to Mike Quick (11/10/1985 vs. Falcons)	99t*
2. Randall Cunningham to Fred Barnett (12/2/1990 at Bills)	95t
3. Randall Cunningham to Herschel. Walker (9/4/1994 at Giants) . . .	93
4. King Hill to Ben Hawkins (9/22/1968 vs. Giants).	92t
5. Michael Vick to DeSean Jackson (12/12/10 at Cowboys)	91t
Donovan McNabb to Terrell Owens (10/30/2005 at Broncos)	91t
Norm Van Brocklin to T. McDonald (10/5/1958 vs. Giants)	91t
8. Donovan McNabb to Hank Baskett (9/7/2008 vs. Rams)	90t
Ron Jaworski to Mike Quick (10/28/1984 vs. StL Cardinals)	90t
10. A.J. Feeley to Hank Baskett (12/31/2006 vs. Falcons)	89t

MOST CONSECUTIVE COMPLETIONS

PLAYER	GAME(S)	COMP
1. Donovan McNabb	last 10, 11/28/2004 at NYG & first 14, 12/5/2004 vs. Packers	24*
2. Donovan McNabb	9/23/2007 vs. Lions	18
3. Donovan McNabb	9/21/2008 vs. Steelers	15**
4. Donovan McNabb	10/23/2005 vs. Chargers	14
5. Donovan McNabb	11/2/2008 at Seahawks	13
	last 12, 11/16/2003 vs. Giants & first 1, 11/23/2003 vs. Saints	13
Bobby Hoying	11/16/1997 at Ravens	13

* NFL Record

**Most consecutive pass completions to start a game


All-Time Regular Season Rushing



Westbrook



Montgomery



Van Buren



Staley

ALL-TIME LEADING RUSHERS

Player	Years	Gm	Att	Yds	Avg	Lg	TDs
1. Wilbert Montgomery	1977-1984 (8)	100	1,465	6,538	4.5	90t	45
2. Brian Westbrook	2002-2009 (8)	107	1,308	5,995	4.6	71t	37
3. Steve Van Buren	1944-1951 (8)	83	1,320	5,860	4.4	70t	69
4. LeSean McCoy	2009-2013 (5)	74	1,149	5,473	4.8	66t	39
5. Duce Staley	1997-2003 (7)	98	1,200	4,807	4.0	64t	22
6. Randall Cunningham (QB)	1985-1995 (11)	122	677	4,482	6.6	52t	32
7. Ricky Watters	1995-1997 (3)	48	975	3,794	3.9	57	31
8. Timmy Brown	1960-1967 (8)	96	850	3,703	4.4	61t	29
9. Tom Woodeshick	1963-1971 (9)	111	831	3,563	4.3	57t	21
10. Donovan McNabb (QB)	1999-2009 (11)	148	573	3,249	5.7	54	28
11. Tom Sullivan	1972-1977 (6)	80	871	3,135	3.6	37	17
12. Clarence Peaks	1957-1963 (7)	83	786	2,927	3.7	57	19
13. Keith Byars	1986-1992 (7)	105	750	2,672	3.6	52	17
14. Billy Barnes	1957-1961 (5)	60	689	2,391	3.5	70t	20
15. Herschel Walker	1992-1994 (3)	48	554	2,344	4.2	91t	14
16. Anthony Toney (FB)	1986-1990 (5)	67	639	2,294	3.6	44	14
17. Charlie Garner	1994-1998 (5)	66	495	2,261	4.6	55t	17
18. Correll Buckhalter	2001-2008 (8)	74	476	2,155	4.5	64t	18
18. Heath Sherman	1989-1993 (5)	76	537	2,130	4.0	37	10
20. Michael Vick	2009-2013 (5)	54	298	1,998	6.7	61	15

MOST RUSHING YARDS, SEASON

Player	Year	Att	Yds	Avg	Lg	TDs
1. LeSean McCoy	2013	314	1,607	5.1	57t	9
2. Wilbert Montgomery	1979	338	1,512	4.5	62t	9
3. Ricky Watters	1996	353	1,411	4.0	56t	13
4. Wilbert Montgomery	1981	286	1,402	4.9	41	8
5. Brian Westbrook	2007	278	1,333	4.8	36	7
6. LeSean McCoy	2011	273	1,309	4.8	60	17
7. Duce Staley	1999	325	1,273	3.9	29	4
Ricky Watters	1995	337	1,273	3.8	57	11
9. Wilbert Montgomery	1978	259	1,220	4.7	47	9
10. Brian Westbrook	2006	240	1,217	5.1	71t	7
11. Steve Van Buren	1949	263	1,146	4.4	41	11
12. Ricky Watters	1997	285	1,110	3.9	28	7
13. LeSean McCoy	2010	207	1,080	5.2	62	7
14. Herschel Walker	1992	267	1,070	4.0	38	8
15. Duce Staley	1998	258	1,065	4.1	64t	5
16. Duce Staley	2002	269	1,029	3.8	57	5
17. Earnest Jackson	1985	282	1,028	3.6	59	5
18. Steve Van Buren	1947	217	1,008	4.6	45	13

Led NFL

Led Conference

MOST ATTEMPTS, Career

PLAYER	ATT
1. Wilbert Montgomery	1,465
2. Steve Van Buren	1,320
3. Brian Westbrook	1,308
4. Duce Staley	1,200
5. LeSean McCoy	1,149
6. Ricky Watters	975
7. Tom Sullivan	871
8. Timmy Brown	850
9. Tom Woodeshick	831
10. Clarence Peaks	786

MOST TOUCHDOWNS, Career

PLAYER	TDs
1. Steve Van Buren	69
2. Wilbert Montgomery	45
3. LeSean McCoy	39
4. Brian Westbrook	37
5. Randall Cunningham (QB)	32
6. Ricky Watters	31
7. Timmy Brown	29
8. Donovan McNabb (QB)	28
9. Duce Staley	22
10. Tom Woodeshick	21

BEST RUSHING AVG., Career

PLAYER	AVG.
1. Randall Cunningham (QB)	6.62
2. Donovan McNabb (QB)	5.67
3. LeSean McCoy	4.76
4. Brian Westbrook	4.58
5. Charlie Garner	4.57
6. Correll Buckhalter	4.53
7. Wilbert Montgomery	4.46
8. Steve Van Buren	4.44
9. Timmy Brown	4.36
10. Tom Woodeshick	4.29

(min. 400 attempts)

LONGEST RUSHING PLAYS

PLAYER (GAME)	YARDS
1. Herschel Walker (11/27/94 at Falcons)	91t
2. Wilbert Montgomery (12/19/82 vs. Oilers)	90t
3. Brian Mitchell (10/1/00 vs. Falcons)	85t
4. Swede Hanson (9/16/34 at Packers)	81t
5. Leroy Harris (11/25/79 at Packers)	80
6. Bosh Pritchard (10/23/49 vs. Redskins)	77t
7. Herman Hunter (11/24/85 at Cowboys)	74t
8. Wilbert Montgomery (9/14/80 at Vikings)	72t
9. Brian Westbrook (9/24/06 at 49ers)	71t
John Brewer (10/4/52 vs. Giants)	71t

All-Time Regular Season Rushing



Staley



Van Buren



McCoy



Montgomery

TOP SINGLE-GAME RUSHING PERFORMANCES

MOST YARDS, Game

PLAYER	GAME	YARDS
1. LeSean McCoy	12/8/2013 vs. Lions	217
2. Steve Van Buren	11/27/1949 vs. Steelers	205
3. Duce Staley	9/3/2000 at Cowboys	201
4. Wilbert Montgomery	11/4/1979 vs. Browns	197
5. Steve Van Buren	12/18/1949 at Rams	196
6. Wilbert Montgomery	1/11/1981 vs. Cowboys	194
7. Swede Hanson	11/6/1934 vs. Cin. Reds	190
8. Timmy Brown	11/7/1965 at Browns	186
9. LeSean McCoy	10/30/2011 vs. Cowboys	185
10. LeSean McCoy	9/9/2013 at Redskins	184

MOST ATTEMPTS, Game

PLAYER	GAME	ATT
1. Heath Sherman	10/6/1991 at Buccaneers	35
Heath Sherman	11/12/1990 vs. Redskins	35
Steve Van Buren	11/20/1949 vs. NY Bulldogs	35
4. Earnest Jackson	11/17/1985 at StL Cardinals	34
5. Brian Westbrook	12/7/2008 at Giants	33
Ricky Watters	12/10/1995 vs. Cowboys	33
Steve Van Buren	10/3/1949 at Lions	33

MOST TOUCHDOWNS, Game

PLAYER	GAME	TDS
1. LeSean McCoy	12/18/11 vs. Jets	3
LeSean McCoy	9/19/10 at Lions	3
Charlie Garner	10/8/1995 vs. Redskins	3
Wilbert Montgomery	12/19/1982 vs. Houston Oilers	3
Wilbert Montgomery	10/7/1979 vs. Redskins	3
Wilbert Montgomery	9/10/1978 at Redskins	3
Tom Sullivan	10/13/1974 vs. Giants	3
Clarence Peaks	11/16/1958 vs. Chi. Cardinals	3
Steve Van Buren	10/17/1948 at Redskins	3
Steve Van Buren	12/14/1947 vs. Packers	3
Steve Van Buren	12/9/1945 vs. Boston Yanks	3

MOST ATTEMPTS, Season

PLAYER (YEAR)	ATT
1. Ricky Watters (1996)	353
2. Wilbert Montgomery (1979)	338
3. Ricky Watters (1995)	337
4. Duce Staley (1999)	325
5. LeSean McCoy (2013)	314

MOST TOUCHDOWNS, Season

PLAYER (YEAR)	TDS
1. LeSean McCoy (2011)	17
2. Steve Van Buren (1945)	15
3. Ricky Watters (1996)	13
Steve Van Buren (1947)	13
5. (three times) last by Ricky Watters (1995)	11

CONSECUTIVE GAMES WITH RUSHING TD

PLAYER (YEAR)	TDS
1. Steve Van Buren (1947)	8
2. Ricky Watters (1995)	6
3. Steve Van Buren (1948), LeSean McCoy (2011)	5
5. (many times) last by Michael Vick (2010)	4


MOST 100-YARD GAMES, Season*

PLAYER (YEAR)	GAMES
1. Wilbert Montgomery (1981)	8
2. LeSean McCoy (2013)	7
Wilbert Montgomery (1979)	7
4. LeSean McCoy (2011)	6
Brian Westbrook (2007)	6
Brian Westbrook (2006)	6
Ricky Watters (1996)	6
Wilbert Montgomery (1978)	6
*regular season only	

CONSECUTIVE 100-YD RUSHING GAMES

PLAYER (YEAR)	GAMES
1. Steve Van Buren (1948)	4
2. Brian Westbrook (2006)	3
Wilbert Montgomery (1981)	3
Wilbert Montgomery (1979)	3
Wilbert Montgomery (1978)	3

All-Time Regular Season Receiving



Retzlaff



Carmichael



Quick



Pihos

ALL-TIME LEADING RECEIVERS

Player	Years	Gm	Rec	Yds	Avg	Lg	TDs
1. Harold Carmichael	1971-1983 (13)	180	589	8,978	15.2	85t	79
2. Pete Retzlaff (TE)	1956-1966 (11)	132	452	7,412	16.4	84	47
3. Brian Westbrook (RB)	2002-2009 (8)	107	426	3,790	8.9	62	29
4. Pete Pihos (E)	1947-1955 (9)	107	373	5,619	15.1	66t	61
5. Keith Byars (RB)	1986-1992 (7)	105	371	3,532	9.5	60	13
6. Mike Quick	1982-1990 (9)	101	363	6,464	17.8	99t	61
7. DeSean Jackson	2008-2013 (6)	87	356	6,117	17.2	91t	32
8. Brent Celek (TE)	2007-2013 (7)	111	312	3,975	12.7	73	26
9. Bobby Walston (WR/K)	1951-1962 (12)	148	311	5,363	17.2	75t	46
10. Fred Barnett	1990-1995 (6)	81	308	4,634	15.0	95t	28
11. Jason Avant	2006-2013 (8)	116	297	3,646	12.3	58	12
12. Calvin Williams	1990-1996 (7)	93	295	3,840	13.0	80t	34
13. Tommy McDonald (FL)	1957-1963 (7)	88	287	5,499	19.2	91t	66
14. Duce Staley (RB)	1997-2003 (7)	98	275	2,498	9.1	52t	10
15. LeSean McCoy (RB)	2009-2013 (5)	74	272	2,127	7.8	70	10
16. Wilbert Montgomery (RB)	1977-1984 (8)	100	266	2,447	9.2	53t	12
17. Ben Hawkins (FL)	1966-1973 (8)	102	261	4,764	18.3	92t	32
18. Jeremy Maclin	2009-2012 (4)	59	258	3,453	13.4	83t	26
19. John Spagnola (TE)	1979-1987 (8)	111	256	2,833	11.1	57	14
20. Keith Jackson (TE)	1988-1991 (4)	60	242	2,756	11.4	73t	20

MOST RECEIVING YARDS, Career

PLAYER	YARDS
1. Harold Carmichael	8,978
2. Pete Retzlaff (E)	7,412
3. Mike Quick	6,464
4. DeSean Jackson	6,117
5. Pete Pihos (E)	5,619
6. Tommy McDonald (FL)	5,499
7. Bobby Walston (WR/K)	5,363
8. Ben Hawkins (FL)	4,764
9. Fred Barnett	4,634
10. Brent Celek	3,975
11. Calvin Williams	3,840
12. Brian Westbrook	3,790
13. Jason Avant	3,646
14. Keith Byars	3,532
15. Harold Jackson	3,493
16. Jeremy Maclin	3,453
17. Charlie Smith	3,349
18. Timmy Brown	3,346
19. Irving Fryar	3,067
20. Jack Ferrante	2,884

MOST TOUCHDOWNS, Career

PLAYER	TDs
1. Harold Carmichael	79
2. Tommy McDonald (FL)	66
3. Pete Pihos (E)	61
Mike Quick	61
5. Pete Retzlaff (E)	47
6. Bobby Walston (WR/K)	46
7. Calvin Williams	34
8. DeSean Jackson	32
Ben Hawkins (FL)	32
10. Jack Ferrante (E)	31

MOST RECEIVING YARDS, Season

PLAYER (YEAR)	YARDS
1. Mike Quick (1983)	1,409
2. DeSean Jackson (2013)	1,332
3. Irving Fryar (1997)	1,316
4. Ben Hawkins (1967)	1,265
5. Mike Quick (1985)	1,247
6. Terrell Owens (2004)	1,200
7. Irving Fryar (1996)	1,195
8. Pete Retzlaff (1965)	1,190
9. DeSean Jackson (2009)	1,156
10. Tommy McDonald (1962)	1,146
11. Tommy McDonald (1961)	1,144
12. Fred Barnett (1994)	1,127
13. Harold Carmichael (1973)	1,116
Harold Jackson (1969)	1,116
15. Kevin Curtis (2007)	1,110
16. Fred Barnett (1992)	1,083
17. Harold Carmichael (1978)	1,072
18. DeSean Jackson (2010)	1,056
19. Mike Quick (1984)	1,052
20. Pete Pihos (1953)	1,049
21. Harold Jackson (1972)	1,048
22. Harold Carmichael (1981)	1,028

MOST RECEPTIONS, SEASON

Player	Year	Rec	Yds	Avg	Lg	TDs
1. Brian Westbrook (RB)	2007	90	771	8.6	57t	5
2. Irving Fryar	1996	88	1,195	13.6	42	11
3. Irving Fryar	1997	86	1,316	15.3	72t	6
4. DeSean Jackson	2013	82	1,332	16.2	61t	9
5. Keith Byars (RB)	1990	81	819	10.1	54	3
Keith Jackson (TE)	1988	81	869	10.7	41	6
7. LeSean McCoy (RB)	2010	78	592	7.6	40	2
Fred Barnett	1994	78	1,127	14.4	54	5
9. Kevin Curtis	2007	77	1,110	14.4	75t	6
Brian Westbrook (RB)	2006	77	699	9.1	52t	4
Terrell Owens	2004	77	1,200	15.6	59t	14

Led NFL

Led Conference

All-Time Regular Season Receiving



D. Jackson



McDonald



Retzlaff



Fryar

TOP SINGLE-GAME RECEIVING PERFORMANCES

MOST YARDS, Game

PLAYER	GAME	YARDS
1. Tommy McDonald (FL)	12/10/1961 vs. Giants	237
2. Kevin Curtis (WR)	9/23/2007 vs. Lions	221
3. DeSean Jackson (WR)	12/12/2010 at Cowboys	210
4. Pete Retzlaff (E)	11/14/1965 vs. Redskins	204
5. Bud Grant (E)	12/7/1952 vs. Dallas Texans	203
6. Timmy Brown (B)	12/16/1962 at StL Cardinals	199
7. Ben Hawkins (FL)	10/22/1967 at StL Cardinals	197
8. DeSean Jackson (WR)	12/15/2013 at Vikings	195
9. Harold Jackson (WR)	10/11/1970 at Giants	194
10. DeSean Jackson (WR)	9/15/2013 vs. Chargers	193
Fred Barnett (WR)	9/13/1992 at Pho. Cardinals	193

MOST RECEPTIONS, Game

PLAYER	GAME	REC
1. Brian Westbrook (RB)	11/4/2007 vs. Cowboys	14
Don Looney (E)	12/1/1940 at Redskins	14
3. Jeremy Maclin (WR)	9/18/2011 at Falcons	13
4. LeSean McCoy (RB)	10/3/2010 vs. Redskins	12
Brian Westbrook (RB)	11/19/2006 vs. Titans	12
Keith Byars (RB)	9/30/1990 vs. Ind. Colts	12
Keith Jackson (TE)	11/19/1989 vs. Vikings	12
Keith Jackson (TE)	9/17/1989 at Redskins	12
John Spagnola (TE)	10/6/1985 at Saints	12
Harold Carmichael (WR)	10/14/1973 at Cardinals	12

MOST TOUCHDOWNS, Game

PLAYER	GAME	TDS
1. Irving Fryar	10/20/1996 vs. Dolphins	4
Ben Hawkins (FL)	9/28/1969 vs. Steelers	4
3. (23 times) last by Riley Cooper on 11/3/2013 at Raiders		3

MOST TOUCHDOWNS, Season

PLAYER (YEAR)	TDs
1. Terrell Owens (2004)	14
2. Mike Quick (1983)	13
3. Tommy McDonald (1961)	13
4. Tommy McDonald (1960)	13
5. (seven times) last by Irving Fryar (1996).	11

CONSECUTIVE GAMES WITH REC. TD

PLAYER (YEAR)	GAMES
1. Mike Quick (1985)	6
Pete Pihos (1947-48).	6
3. (five times) last by DeSean Jackson (2009).	5


MOST 100-YD RECEIVING GAMES, Season

PLAYER (YEAR)	GAMES
1. Terrell Owens (2004)	7
2. Irving Fryar (1997).	6
Mike Quick (1983)	6
4. (nine times) last by DeSean Jackson (2013).	5

CONSECUTIVE 100-YD RECEIVING GAMES

PLAYER (YEAR)	GAMES
1. Terrell Owens (2004)	5
Harold Jackson (last 3 in 1971, first 2 in 1972)	5
3. Mike Quick (1983)	4
4. (seven times) last by Irving Fryar (1996).	3


All-Time Regular Season Scrimmage Yards




Carmichael



Westbrook



Brown



Montgomery

ALL-TIME LEADERS IN TOTAL YARDS FROM SCRIMMAGE

Player	Years	Gm	Touches	Yds	Avg	Yds/G	TDs
1. Brian Westbrook (RB)	2002-2009 (8)	107	1,734	9,785	5.6	91.4	66
2. Harold Carmichael (WR)	1971-1983 (13)	180	598	9,042	15.1	50.2	79
3. Wilbert Montgomery (RB)	1977-1984 (8)	100	1,731	8,985	5.2	89.9	57
4. LeSean McCoy (RB)	2009-2013 (5)	74	1,421	7,600	5.3	102.7	49
5. Pete Retzlaff (E)	1956-1966 (11)	132	458	7,408	16.2	56.1	47
6. Duce Staley (RB)	1997-2003 (7)	98	1,475	7,305	5.0	74.5	32
7. Timmy Brown (RB)	1960-1967 (8)	96	1,081	7,049	6.5	73.4	55
8. DeSean Jackson (WR)	2008-2013 (6)	87	413	6,490	15.7	74.6	35
9. Mike Quick (WR)	1982-1990 (9)	101	364	6,459	17.7	64.0	61
10. Steve Van Buren (B)	1944-1951 (8)	83	1,365	6,383	4.7	76.9	72
11. Keith Byars (RB)	1986-1992 (7)	105	1,121	6,204	5.5	59.1	30
12. Pete Pihos (E)	1947-1955 (9)	107	382	5,615	14.7	52.5	61
13. Tommy McDonald (FL)	1957-1963 (7)	88	304	5,521	18.2	62.7	66
14. Bobby Walston (WR/K)	1951-1962 (12)	148	315	5,375	17.1	36.3	46
15. Ricky Watters (RB)	1995-1997 (3)	48	1,136	5,112	4.5	106.5	32
16. Ben Hawkins (FL)	1966-1973 (8)	102	271	4,772	17.6	46.8	32
17. Tom Woodeshick (B)	1963-1971 (9)	111	956	4,736	5.0	42.7	27
18. Fred Barnett (WR)	1990-1995 (6)	81	312	4,632	14.8	57.2	28
19. Clarence Peaks (B)	1957-1963 (7)	83	961	4,585	4.8	55.2	22
20. Randall Cunningham (QB)	1985-1995 (11)	122	678	4,479	6.6	36.7	32

MOST TOTAL YARDS FROM SCRIMMAGE, SEASON

Player	Year	Touches	Yards	Avg	Yds/Gm	TDs
1. LeSean McCoy	2013	366	2,146	5.9	134.1	11
2. Brian Westbrook	2007	368	2,104	5.7	140.3	12
3. Wilbert Montgomery	1979	379	2,006	5.3	125.4	14
4. Wilbert Montgomery	1981	335	1,923	5.7	128.2	10
5. Brian Westbrook	2006	317	1,916	6.0	127.7	11
6. Ricky Watters	1996	404	1,855	4.6	115.9	13
7. Ricky Watters	1995	399	1,707	4.3	106.7	12
8. LeSean McCoy	2010	285	1,672	5.9	111.5	9
9. LeSean McCoy	2011	321	1,624	5.1	108.3	20
10. Duce Staley	2002	320	1,570	4.9	98.1	8

TOP SINGLE-GAME SCRIMMAGE YARD TOTALS

MOST YARDS, Game

PLAYER	GAME	YARDS
1. Duce Staley	9/3/2000 at Cowboys	262
2. Timmy Brown	12/16/1962 at Cardinals	249
3. Tommy McDonald	12/10/1961 vs. Giants	237
Wilbert Montgomery	11/4/1979 vs. Browns	237
5. Duce Staley	11/11/2001 vs. Vikings	231

MOST TOUCHES, Game

PLAYER	GAME	TOUCHES
1. Brian Westbrook	12/7/2008 at Giants	39
Heath Sherman	11/12/1990 vs. Redskins	39
Ricky Watters	12/10/1995 vs. Cowboys	39
4. Heath Sherman	10/6/1991 at Buccaneers	37
5. Ricky Watters	10/8/1995 vs. Redskins (ot)	36

MOST TOUCHES, Career

PLAYER	TOUCHES
1. Brian Westbrook	1,734
2. Wilbert Montgomery	1,731
3. Duce Staley	1,475
4. LeSean McCoy	1,421
5. Steve Van Buren	1,365
6. Ricky Watters	1,136
7. Keith Byars	1,121
8. Timmy Brown	1,081
9. Tom Sullivan	1,032
10. Clarence Peaks	961

BEST YARDS/TOUCH, Career

PLAYER	AVG.
1. Timmy Brown	6.52
2. Brian Westbrook	5.64
3. Keith Byars	5.53
4. LeSean McCoy	5.35
5. Wilbert Montgomery	5.19
6. Tom Woodeshick	4.95
7. Duce Staley	4.95
8. Clarence Peaks	4.77
9. Steve Van Buren	4.68
10. Billy Barnes	4.53

(min. 750 touches)

MOST TOUCHES, Season

PLAYER (YEAR)	TOUCHES
1. Ricky Watters (1996)	404
2. Ricky Watters (1995)	399
3. Wilbert Montgomery (1979)	379
4. Brian Westbrook (2007)	368
5. LeSean McCoy (2013)	366
Duce Staley (1999)	366

BEST YARDS/TOUCH, Season

PLAYER (YEAR)	AVG.
1. Timmy Brown (1965)	7.42
2. Timmy Brown (1962)	7.38
3. Herschel Walker (1994)	6.31
4. Steve Van Buren (1945)	6.24
5. Brian Westbrook (2003)	6.14
6. Keith Byars (1991)	6.07

(min. 150 touches)

All-Time Regular Season Interceptions




Allen



Dawkins



Edwards



Bradley

ALL-TIME INTERCEPTION LEADERS

Player	Years	INTs	Yds	Avg	Lg	TDs
1. Brian Dawkins	1996-2008 (13)	34	515	15.1	67t	2
Bill Bradley	1969-76 (8)	34	536	15.8	56t	1
Eric Allen	1988-94 (7)	34	482	14.2	94t	5
4. Herman Edwards	1977-85 (9)	33	98	3.0	25	1
5. Wes Hopkins	1983-93 (10)	30	241	8.0	33	1
6. Don Burroughs	1960-64 (5)	29	351	12.1	46	0
7. Troy Vincent	1996-2003 (8)	28	341	12.2	90t	1
8. Joe Scarpati	1964-69 (6)	24	402	16.8	67t	3
Ernie Steele	1942-48 (6)	24	404	16.8	62	0
10. Asante Samuel	2008-11 (4)	23	304	13.2	50t	2
Randy Logan	1973-83 (11)	23	293	12.7	45	0
Roynell Young	1980-88 (9)	23	106	4.6	33	0

MOST INTERCEPTIONS, SEASON

Player	Year	INTs	Yds	Avg	Lg	TDs
1. Bill Bradley	1971	11	248	22.5	51	0
2. Asante Samuel	2009	9	117	13.0	37	0
Bill Bradley	1972	9	73	8.1	21	0
Don Burroughs	1960	9	124	13.8	46	0
Ed "Bibbles" Bawel	1955	9	168	18.7	42t	2
6. Eric Allen	1989	8	38	4.8	18	0
Terry Hoage	1988	8	116	14.5	38	0
Joe Scarpati	1966	8	182	22.8	32	0
Bob Hudson	1954	8	89	11.1	32	0
Tom Brookshier	1953	8	41	5.1	22	0
Ed "Bibbles" Bawel	1952	8	121	15.1	35	0
Joe Sutton	1950	8	67	8.4	32	0

Led NFL

Led Conference

TOP SINGLE-GAME INT PERFORMANCES

MOST INTERCEPTIONS, Game

PLAYER	GAME	INTS
1. Russ Craft	9/24/1950 at Chi. Cardinals	*4
2. Kurt Coleman	10/16/11 at Redskins	3
Joe Scarpati	10/23/1966 at Giants	3
Jim Nettles	12/12/1965 at Steelers	3
Nate Ramsey	11/28/1965 at StL Cardinals	3
Don Burroughs	12/3/1961 at Steelers	3
Chuck Weber	9/30/1960 at Cowboys	3
Joe Sutton	9/24/1950 at Chi. Cardinals	3
Gil Steinke	11/10/1946 at Giants	3
Roy Zimmerman	12/9/1945 vs. Boston Yanks	3
Roy Zimmerman	12/10/1944 vs. Cleveland Rams	3
* NFL record		

MOST INTERCEPTION RETURN YARDS, Game

PLAYER	GAME	YDS
1. Frank LeMaster	12/21/1975 at Redskins	114
2. Lito Sheppard	10/8/2006 vs. Cowboys	102
3. Lito Sheppard	11/15/2004 at Cowboys	101
4. Jerry Norton	10/5/1957 vs. Giants	99
5. Eric Allen	10/3/1993 at Jets	94
Irv Cross	10/25/1964 at Steelers	94

MOST INTERCEPTIONS RETURNED FOR TD, Game

PLAYER	GAME	TDs
1. Eric Allen	12/26/1993 vs. Saints	2

MOST INT RETURN YDS, Career

PLAYER	YARDS
1. Bill Bradley	536
2. Brian Dawkins	515
3. Eric Allen	482
4. Lito Sheppard	460
5. Ernie Steele	404
6. Joe Scarpati	402

MOST INTs RETURNED FOR TD, Career

PLAYER	TDs
1. Eric Allen	5
2. Sheldon Brown	3
Lito Sheppard	3
Joe Scarpati	3
5. by 11 players, last by Asante Samuel	2

MOST INT RETURN YDS, Season

PLAYER (YEAR)	YARDS
1. Bill Bradley (11, 1971)	248
2. Eric Allen (6, 1993)	201
3. Joe Scarpati (8, 1966)	182
4. Lito Sheppard (5, 2004)	172
5. Ed Bawel (9, 1955)	168

MOST INTs RETURNED FOR TD, Season

PLAYER (YEAR)	TDs
1. Eric Allen (1993)	*4
2. Lito Sheppard (2004)	2
Seth Joyner (1992)	2
Ed Bawel (1955)	2
* NFL record	


MOST INTs BY A NON-DB, Season

PLAYER (YEAR)	INTs
1. William Thomas, LB (1995)	7
2. Chuck Bednarik, LB (1953)	6
Chuck Weber, LB (1960)	6
4. Bill Bergey, LB (1974)	5
5. Seth Joyner, LB & Byron Evans, LB (1992)	4
Many others with.	

LONGEST INTERCEPTION RETURNS

PLAYER (GAME)	YARDS
1. James Willis intercepted pass 4 yds. deep in the end zone and returned it 14 yds. before laterally to Troy Vincent, who ran 90 yds. (11/3/1996 at Cowboys - QB Troy Aikman)	104t
2. Lito Sheppard (10/8/2006 vs. Cowboys - QB Drew Bledsoe)	102t
3. Lito Sheppard (11/15/2004 at Cowboys - QB V. Testaverde)	101t
4. Jerry Norton (10/5/1957 vs. Giants - QB Charlie Conerly, deflected off goal post)	99t
5. Eric Allen (10/3/1993 at Jets - QB Boomer Esiason)	94t
Irv Cross (10/25/1964 at Steelers - QB Terry Nofsinger)	94t
7. Jack Hinkle (10/9/1943 vs. Giants - QB Tuffy Leemans)	91

All-Time Regular Season Sacks



Simmons



White



Cole



Douglas

ALL-TIME LEADERS IN SACKS

PLAYER	YEARS	SACKS
1. Reggie White (DE)	1985-92	124.0
2. Trent Cole (DE)	2005-13	79.0
3. Clyde Simmons (DE)	1986-93	76.0
4. Hugh Douglas (DE)	1998-2002, 2004	54.5
5. Greg Brown (DE)	1982-86	50.5
6. Andy Harmon (DT)	1991-97	39.5
7. Seth Joyner (LB)	1986-93	37.0
8. William Fuller (DE)	1994-96	35.5
9. Dennis Harrison (DE)	1978-84	34.0
10. William Thomas (LB)	1991-99	33.0
11. Ken Clarke (DT)	1982-87	32.5
12. Corey Simon (DT)	2000-04	32.0
13. Juqua Parker (DE)	2005-11	31.5
Mike Mamula (DE)	1995-2000	31.5
15. Jerome Brown (DT)	1987-91	29.5
16. Darwin Walker (DT)	2000-06	27.5
17. Jason Babin (DE)	2009, 2011-12	26.0
18. Darren Howard (DE)	2006-09	22.5
19. Jevon Kearse (DE)	2004-07	22.0
20. Brian Dawkins (FS)	1996-2008	21.0

Note: includes only figures since 1982, when sacks first became an official NFL statistic

MOST SACKS, SEASON

PLAYER	YEAR	SACKS
1. Reggie White	1987	21.0
2. Clyde Simmons	1992	19.0
3. Jason Babin	2011	18.0
Reggie White	1988	18.0
Reggie White	1986	18.0
6. Greg Brown	1984	16.0
7. Clyde Simmons	1989	15.5
Hugh Douglas	2000	15.0
Reggie White	1991	15.0
10. Reggie White	1992	14.0
Reggie White	1990	14.0

MOST SACKS, GAME

PLAYER	GAME	SACKS
1. Hugh Douglas	10/18/1998 at Chargers	4.5
Clyde Simmons	9/15/1991 at Cowboys	4.5
3. Reggie White	9/25/1988 at Vikings	4.0
Reggie White	11/30/1986 at LA Raiders	4.0
Reggie White	11/2/1986 at StL Cardinals	4.0
Garry Cobb	10/5/1986 at Falcons	4.0
Greg Brown	12/16/1984 at Falcons	4.0

MOST CONSECUTIVE GAMES WITH A SACK

PLAYER	YEAR	GAMES
1. Reggie White (last 4 games in 1986 and first 4 in '87)		8
2. Reggie White (last 7 games in 1987 and first in '88)		8
3. Dennis Harrison	1982	7
William Fuller	1994	7
5. Clyde Simmons	1992	6

LONGEST FUMBLE RETURN FOR A TD

PLAYER	GAME	YARDS
1. Mike Patterson	9/24/2006 at 49ers	98t
2. Joselio Hanson	12/28/2008 vs. Cowboys	96t
Joe Lavender	9/23/1974 vs. Cowboys	96t
4. Joe Carter	9/25/1938 vs. NY Giants	92t
5. Bob Pylman	9/25/1938 vs. NY Giants	88t
6. Will Wynn	12/1/1974 vs. Packers	87t
7. Sheldon Brown	10/9/2005 at Cowboys	80t
8. Chris Clemons	12/28/2008 vs. Cowboys	73t
9. Reggie White	9/13/1987 at Redskins	70t
10. Ted Schmitt	10/15/1939 at NY Giants	63t

MOST FUMBLE RETURNS FOR TD, CAREER

PLAYER	YEARS	TDs
1. Seth Joyner	1986-93	3
2. Juqua Parker	2005-11	2
Sheldon Brown	2002-09	2
Kevin Curtis	2007-09	2
Greg Brown	1981-84	2
Clyde Simmons	1986-90	2
William Thomas	1991-97	2
Reggie White	1985-92	2
Will Wynn	1973-76	2

BLOCKED PUNTS RETURNED FOR TD

PLAYER	TDs
1. Seven times, last Ken Rose (11/22/1992 at Giants) (3 yards)	1

BLOCKED FIELD GOALS RETURNED FOR TD

PLAYER	TDs
1. Matt Ware (10/23/2005 vs. Chargers) (65 yards)	1

LONGEST RETURN AFTER MISSED FIELD GOAL

PLAYER	GAME	YARDS
1. Al Nelson	9/26/1971 vs. Cowboys	101t
2. Al Nelson	12/11/1966 vs. Browns	100t
3. Timmy Brown	9/16/1962 vs. StL Cardinals	99

All-Time Regular Season Punting




Landeta



Muha



Rocca



Burk

ALL-TIME LEADING PUNTERS, GROSS AVERAGE (min. 100 punts)

Player	Years	Punts	Yds	Avg	Net	In20	Lg	Blk
1. Joe Muha	1946-1950(5)	179	7,688	42.95	NA	NA	82	2
2. Sav Rocca	2007-2010 (4)	299	12,817	42.87	37.6	102	65	1
3. Sean Landeta	1999-2002,2005 (5)	376	16,092	42.80	35.9	96	64	1
4. King Hill	1961-1968(8)	254	10,765	42.38	NA	NA	80	0
5. Tom Hutton	1995-1998(4)	349	14,788	42.37	34.6	77	63	3

BEST GROSS PUNTING AVERAGE, SEASON (min. 40 punts)

Name	Year	Punts	Yds	Avg	Net	In20	Lg	Blk
1. Joe Muha	1948	57	2,694	47.26	NA	NA	82	0
2. Mat McBriar	2012	55	2,560	46.55	36.5	13	66	1
3. Donnie Jones	2013	82	3,681	44.89	40.5	33	70	1
4. Sav Rocca	2010	73	3,195	43.77	39.0	28	63	0
5. King Hill	1961	55	2,403	43.69	NA	NA	64	0

ALL-TIME LEADING PUNTERS, NET AVERAGE (min. 100 punts)

Player	Years	Punts	Yds	Avg	Net	In20	Lg	Blk
1. Sav Rocca	2007-2010 (4)	299	12,817	42.87	37.6	102	65	1
2. Dirk Johnson	2003-2006(4)	268	11,180	41.72	36.0	79	62	0
3. Sean Landeta	1999-2002,2005 (5)	376	16,092	42.80	35.9	96	64	1
4. Jeff Feagles	1990-1993(3)	324	13,448	41.51	35.4	106	77	3
5. Tom Hutton	1995-1998(4)	349	14,788	42.37	34.6	77	63	3

BEST NET PUNTING AVERAGE, SEASON (min. 40 punts)

Name	Year	Punts	Yds	Avg	Net	In20	Lg	Blk
1. Donnie Jones	2013	82	3,681	44.9	40.5	33	70	1
2. Sav Rocca	2010	73	3,195	43.8	39.0	28	63	0
3. Sav Rocca	2009	76	3,222	42.4	38.3	26	61	0
4. Sav Rocca	2008	77	3,334	43.3	37.9	24	65	1
5. Dirk Johnson	2004	72	3,032	42.1	37.4	20	62	0

*note: net average became an official stat in 1976

Led NFL

Led Conference

MOST PUNTS, Career

PLAYER	PUNTS
1. Adrian Burk	393
2. Sean Landeta	376
3. Tom Hutton	349
4. John Teltschik	345
5. Max Runager	332

MOST PUNTS INSIDE 20, Career

PLAYER	IN20
1. Jeff Feagles	106
2. Sav Rocca	102
3. Sean Landeta	96
4. Dirk Johnson	79
5. Tom Hutton	77

* Inside-the-20 became official stat in 1976

MOST PUNTS, Season

PLAYER (YEAR)	PUNTS
1. John Teltschik (1986)	108
2. Sean Landeta (1999)	107
3. Tom Hutton (1998)	104
4. John Teltschik (1988)	98
5. Sean Landeta (2001)	97

MOST PUNTS INSIDE 20, Season

PLAYER (YEAR)	IN20
1. Donnie Jones (2013)	33
2. Jeff Feagles (1993)	31
Jeff Feagles (1991)	29
4. Sav Rocca (2010)	28
John Teltschik (1988)	28

* Inside-the-20 became official stat in 1976

TOP SINGLE-GAME PUNTING PERFORMANCES

LONGEST PUNT

PLAYER	GAME	YARDS
1. Randall Cunningham	12/3/1989 at Giants	91
2. Joe Muha	10/10/1948 vs. Giants	82
3. Randall Cunningham	10/16/1994 at Cowboys	80
King Hill	11/11/1962 vs. Packers	80
5. Jeff Feagles	9/15/1991 at Cowboys	77

MOST PUNTS, Game

PLAYER	GAME	PUNTS
1. John Teltschik	12/6/1987 at NY Giants	15
2. Adrian Burk	12/12/1954 vs. Giants	12
Adrian Burk	11/2/1952 at Packers	12
Len Barnum	10/4/1942 vs. Redskins	12
Emmett Mortell	10/10/1937 at Redskins	12


BEST GROSS PUNTING AVERAGE, Game (min. 4 punts)

PLAYER	GAME	AVG.
1. Mat McBriar	10/14/12 vs. Lions	56.6
2. Chas Henry	9/9/2012 at Browns	55.0
3. Len Barnum	9/13/1942 at Steelers	53.5
Len Barnum	9/20/1942 at Cleveland Rams	53.5
5. Frank Reagan	10/7/1950 vs. LA Rams	53.3

BEST NET PUNTING AVERAGE, Game (min. 4 punts, since 1976)

PLAYER	GAME	AVG.
1. Donnie Jones	11/17/2013 vs. Redskins	50.7
2. Sean Landeta	9/23/2001 at Seahawks	49.0
3. Jeff Feagles	10/5/1992 vs. Cowboys	48.8
4. Sav Rocca	9/12/2010 vs. Packers	47.8
5. Tom Hutton	10/20/1996 vs. Dolphins	46.5


All-Time Regular Season Punt Returns



Henry



Jackson



Van Buren



Westbrook

ALL-TIME LEADING PUNT RETURNERS (min. 20 returns)

Player	Years	PR	FC	Yds	Avg	Lg	TDs
1. Ernie Steele	1942-48 (6)	44	NA	737	16.75	80t	1
2. Steve Van Buren	1944-51 (8)	34	NA	473	13.91	55t	2
3. Pat McHugh	1947-51 (5)	31	NA	402	12.97	69t	1
4. Brian Westbrook	2002-09 (8)	39	21	498	12.77	84t	2
5. Brian Mitchell	2000-02 (3)	117	66	1,369	11.70	76t	2
6. Frank Reagan	1949-51 (3)	27	NA	304	11.26	42	1
7. Bosh Pritchard	1942, 1947-51 (6)	91	NA	975	10.71	55t	1
8. Vai Sikahema	1992-93 (2)	73	30	778	10.66	87t	1
9. Larry Marshall	1974-77 (4)	104	16	1,086	10.44	48	0
10. Damaris Johnson	2012-13 (2)	38	35	391	10.29	98t	1

BEST PUNT RETURN AVERAGE, SEASON (min. 15 returns)

Player	Year	PR	FC	Yds	Avg	Lg	TDs
1. Steve Van Buren	1944	15	NA	230	15.33	55	1
2. Brian Westbrook	2003	20	16	306	15.30	84t	2
3. DeSean Jackson	2009	29	15	441	15.21	85t	2
4. Alvin Haymond	1968	15	6	201	13.40	54t	1
5. Reno Mahe	2005	21	9	269	12.81	44	0
6. Kelvin Martin	1995	17	10	214	12.59	38	0
7. Frank Reagan	1949	21	NA	266	12.67	42	1
8. Vai Sikahema	1992	40	10	503	12.58	87t	1
9. Brian Mitchell	2002	46	11	567	12.32	76t	1
10. Pat McHugh	1948	18	NA	220	12.22	55	0

Led NFL

Led Conference

TOP SINGLE-GAME PUNT RETURN PERFORMANCES

MOST PUNT RETURN YARDS, Game

PLAYER	GAME	YARDS
1. Alvin Haymond	10/6/1968 at Redskins	140
2. Vai Sikahema	11/22/1992 at NY Giants	111
3. Reno Mahe	12/5/2005 vs. Seahawks	108
4. DeSean Jackson	9/13/2009 at Panthers	106
Ernie Steele	10/25/42 at Bears	106

MOST PUNT RETURNS, Game

PLAYER	GAME	PR
1. Larry Marshall	9/18/1977 vs Buccaneers	9
2. DeSean Jackson	9/7/2008 vs. Rams	8
Evan Cooper	10/26/1986 vs. Chargers	8
Vai Sikahema	12/13/1992 at Seahawks	8
5. (7 times) last by Reno Mahe	12/5/2005 vs. Seahawks	7

BEST PUNT RETURN AVERAGE, Game (min. 3 punt returns)

PLAYER	GAME	AVG.
1. Brian Mitchell	11/25/2002 at 49ers	33.0
2. Clyde Scott	10/30/1949 at Steelers	28.3
3. Billy Wells	10/5/1958 vs. NY Giants	28.0
4. Alvin Haymond	10/6/1968 at Redskins	28.0
5. Vai Sikahema	11/22/1992 at NY Giants	27.8

MOST PUNT RETURNS, Career

PLAYER	RETURNS
1. Wally Henry	148
2. DeSean Jackson	131
3. Brian Mitchell	117
John Sciarra	117
5. Bill Bradley	111

MOST PUNT RETURN YARDS, Career

PLAYER	YARDS
1. Brian Mitchell	1,369
2. DeSean Jackson	1,294
3. Wally Henry	1,231
4. Larry Marshall	1,086
5. Bosh Pritchard	975

MOST PUNT RETURNS TDs, Career

PLAYER	TDs
1. DeSean Jackson	4
2. Brian Westbrook	2
Brian Mitchell	2
Steve Van Buren	2

MOST PUNT RETURNS, Season

PLAYER (YEAR)	RETURNS
1. Wally Henry (1981)	54
2. Rod Harris (1991)	53
3. DeSean Jackson (2008)	50
4. Brian Mitchell (2002)	46
Larry Marshall (1977)	46

MOST PUNT RETURN YARDS, Season

PLAYER (YEAR)	YARDS
1. Brian Mitchell (2002)	567
2. Vai Sikahema (1992)	503
3. Larry Marshall (1977)	489
4. Brian Mitchell (2001)	467
5. DeSean Jackson (2009)	441

MOST PUNT RETURNS TDs, Season

PLAYER (YEAR)	TDs
1. DeSean Jackson (2009)	2
Brian Westbrook (2003)	2

LONGEST PUNT RETURNS

PLAYER (GAME)	YARDS
1. Damaris Johnson (12/2/2012 at Cowboys)	98t
2. Vai Sikahema (11/22/1992 at Giants)	87t
3. DeSean Jackson (9/13/2009 at Panthers)	85t
4. Brian Westbrook (10/19/2003 at Giants)	84t
5. Brian Westbrook (12/21/2003 vs. 49ers)	81t
Tommy McDonald (10/4/1959 vs. Giants)	81t
7. Ernie Steele (10/25/1942 at Bears)	(lateral) 80t
8. Brian Mitchell (11/25/2002 at 49ers)	76t
Gregg Garrity (11/30/1986 at LA Raiders)	76t


All-Time Regular Season Kickoff Returns



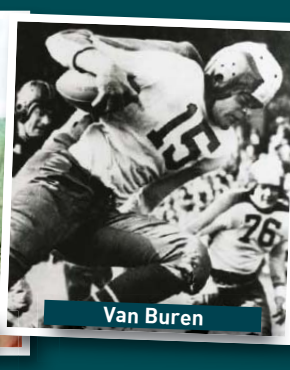
Nelson



Brown



Cross



Van Buren

ALL-TIME LEADING KICKOFF RETURNERS (min. 25 returns)

Player	Years	KOR	Yds	Avg	Lg	TDs
1. Steve Van Buren	1944-51 (8)	76	2,030	26.71	98t	3
2. Irv Cross	1961-69 (6)	28	745	26.61	74	0
3. Timmy Brown	1960-67 (8)	169	4,483	26.53	105t	5
4. Al Nelson	1965-73 (9)	101	2,625	25.99	78	0
5. Wilbert Montgomery	1977-84 (8)	32	814	25.44	99t	1
6. Quintin Demps	2008-09 (2)	58	1,469	25.33	100t	1
7. Brian Mitchell	2000-02 (3)	131	3,311	25.27	94t	2
8. Allen Rossum	1998-99 (2)	98	2,427	24.77	89t	1
9. Billy Walik	1970-72 (3)	67	1,640	24.48	82	0
10. Alvin Haymond	1968 (1)	28	677	24.18	98t	1

BEST KICKOFF RETURN AVERAGE, SEASON (min. 1.25 ret/gm)

Player	Years	KOR	Yds	Avg	Lg	TDs
1. Al Nelson	1972	25	728	29.12	78	0
2. Steve Van Buren	1945	13	373	28.69	98t	1
3. Timmy Brown	1963	33	945	28.64	100t	1
4. Timmy Brown	1966	20	562	28.10	93t	2
5. Timmy Brown	1961	29	811	27.97	105t	1
6. Timmy Brown	1962	30	831	27.70	99t	1
7. Hershel Walker	1994	21	581	27.67	94t	1
8. Don Stevens	1952	16	433	27.06	51	0
9. Brian Mitchell	2002	43	1,162	27.02	57	0
10. Wilbert Montgomery	1977	23	619	26.91	99t	1

Led NFL

Led Conference

TOP SINGLE-GAME KICKOFF RETURN PERFORMANCES

MOST KICKOFF RETURN YARDS, Game

PLAYER	GAME	YARDS
1. Derrick Witherspoon	11/24/1996 at Arz. Cardinals	253
2. Timmy Brown	11/6/1966 vs. Cowboys	247
3. Allen Rossum	11/14/1999 vs. Redskins	222
4. Quintin Demps	11/9/2008 vs. Giants	220
5. Duce Staley	11/30/1997 vs. Bengals	195

MOST KICKOFF RETURNS, Game

PLAYER	GAME	KOR
1. Quintin Demps	11/9/2008 vs. Giants	8
Allen Rossum	11/21/1999 vs. Ind. Colts	8
Derrick Witherspoon	11/24/1996 at Arz. Cardinals	8
4. (5 times) last by Ellis Hobbs	9/20/2009 vs. Saints	7

BEST KICKOFF RETURN AVERAGE, Game (min. 3 kickoff returns)

PLAYER	GAME	AVG.
1. Timmy Brown	9/22/1963 vs. Cardinals	59.0
2. Alvin Haymond	9/22/1968 vs. NY Giants	51.0
3. Timmy Brown	11/6/1966 vs. Cowboys	49.4
4. Derrick Witherspoon	9/22/1996 at Falcons	48.0
5. Allen Rossum	11/14/1999 vs. Redskins	44.4

MOST KICKOFF RETURNS FOR A TD, Game

PLAYER	GAME	TDs
1. Timmy Brown	11/6/1966, 93 & 90 yards vs. Cowboys	2*

* NFL Record

MOST KICKOFF RETURNS, Career

PLAYER	RETURNS
1. Timmy Brown	169
2. Brian Mitchell	131
3. Al Nelson	101
4. Allen Rossum	98
5. Larry Marshall	88

MOST KICKOFF RETURN YARDS, Career

PLAYER	YARDS
1. Timmy Brown	4,483
2. Brian Mitchell	3,311
3. Al Nelson	2,625
4. Allen Rossum	2,427
5. Larry Marshall	2,075

MOST KICKOFF RETURNS TDs, Career

PLAYER	TDs
1. Timmy Brown	5
2. Derrick Witherspoon	3
Steve Van Buren	3
4. Brian Mitchell	2

MOST KICKOFF RETURNS, Season

PLAYER (YEAR)	RETURNS
1. Allen Rossum (1999)	54
2. Derrick Witherspoon (1996)	53
3. Quintin Demps (2008)	52
4. Herman Hunter (1985)	48
5. Brian Mitchell (2000)	47
Duce Staley (1997)	47

MOST KICKOFF RETURN YARDS, Season

PLAYER (YEAR)	YARDS
1. Allen Rossum (1999)	1,347
2. Quintin Demps (2008)	1,314
3. Derrick Witherspoon (1996)	1,271
4. Brian Mitchell (2002)	1,162
5. Duce Staley (1997)	1,139


MOST KICKOFF RETURNS TDs, Season

PLAYER (YEAR)	TDs
1. Derrick Witherspoon (1996)	2
Timmy Brown (1966)	2

LONGEST KICKOFF RETURNS

PLAYER (GAME)	YARDS
1. Timmy Brown (9/17/1961 vs. Browns)	105t
2. Russ Craft (10/7/1950 vs. Los Angeles Rams)	103t
3. Quintin Demps (11/23/2008 at Ravens)	100t
Timmy Brown (9/22/1963 vs. St. Louis Cardinals)	100t
Dave Smukler (11/13/1938 at Brooklyn Dodgers)	100t


Starting QB Records/ NFL Records



Snead



Cunningham



Jaworski



McNabb

STARTING QUARTERBACK RECORDS

Year Quarterbacks (Record as a starter)

1956 Bobby Thomason (3-5-1), Burk (0-3)
 1957 Thomason (2-5), Sonny Jurgensen (2-3)
 1958 Norm Van Brocklin (2-9-1)
 1959 Van Brocklin (7-5)
 1960 Van Brocklin (10-2)
 1961 Jurgensen (10-4)
 1962 Jurgensen (3-9-1), King Hill (0-1)
 1963 Jurgensen (2-6-1), Hill (0-4-1)
 1964 Norm Snead (4-6), Hill (1-1), Jack Concannon (1-1)
 1965 Snead (4-5), Hill (1-4)
 1966 Snead (5-5), Hill (2-0), Concannon (2-0)
 1967 Snead (6-7-1)
 1968 Snead (2-9), Hill (0-2), John Huarte (0-1)
 1969 Snead (4-8-1), George Mira (0-1)
 1970 Snead (3-9-1), Rick Arrington (0-1)
 1971 Pete Liske (5-5), Arrington (1-2-1)
 1972 John Reaves (0-7), Liske (2-4-1)
 1973 Roman Gabriel (5-8-1)
 1974 Gabriel (4-7), Mike Boryla (3-0)
 1975 Gabriel (2-7), Boryla (2-3)
 1976 Boryla (3-7), Gabriel (1-3)
 1977 Ron Jaworski (5-9)
 1978 Jaworski (9-7)
 1979 Jaworski (11-5)
 1980 Jaworski (12-4)
 1981 Jaworski (10-6)
 1982 Jaworski (3-6)
 1983 Jaworski (5-11)
 1984 Jaworski (5-7-1), Joe Pisarcik (1-2)
 1985 Jaworski (6-6), Randall Cunningham (1-3)
 1986 Jaworski (3-6), Cunningham (1-3-1), Matt Cavanaugh (1-1)
 1987 Cunningham (7-5), Scott Tinsley (0-3)
 1988 Cunningham (10-6)
 1989 Cunningham (11-5)
 1990 Cunningham (10-6)
 1991 Jim McMahon (8-3), Cunningham (1-0), Jeff Kemp (1-1), Brad Goebel (0-2)
 1992 Cunningham (10-5), McMahon (1-0)
 1993 Bubby Brister (4-4), Cunningham (4-0), Ken O'Brien (0-4)
 1994 Cunningham (7-7), Brister (0-2)
 1995 Rodney Peete (9-3), Cunningham (1-3)
 1996 Ty Detmer (7-4), Peete (3-2)
 1997 T.Detmer (2-5), Bobby Hoying (2-3-1), Peete (2-1)
 1998 Hoying (1-6), Koy Detmer (1-4), Peete (1-3)
 1999 Doug Pederson (2-7), Donovan McNabb (2-4), K.Detmer (1-0)

2000 McNabb (11-5)
 2001 McNabb (11-5)
 2002 McNabb (7-3), A.J. Feeley (4-1), K.Detmer (1-0)
 2003 McNabb (12-4)
 2004 McNabb (13-2), K.Detmer (0-1)
 2005 McNabb (4-5), Mike McMahon (2-5)
 2006 McNabb (5-5), Jeff Garcia (5-1)
 2007 McNabb (8-6), Feeley (0-2)
 2008 McNabb (9-6-1)
 2009 McNabb (10-4), Kevin Kolb (1-1)
 2010 Michael Vick (8-3), Kolb (2-3)
 2011 Michael Vick (7-6), Vince Young (1-2)
 2012 Michael Vick (3-7), Nick Foles (1-5)
 2013 Michael Vick (2-4), Nick Foles (8-2)

NFL RECORDS HELD BY AN EAGLE

Most Touchdown Passes, Game

7 Nick Foles (11/3/2013 at Raiders) and Adrian Burk (10/17/1954 at Redskins); tied with Sid Luckman, Bears (1943); Y.A. Tittle, Giants (1962); George Blanda, Oilers (1961); and Joe Kapp, Vikings (1969); Peyton Manning, Broncos (2013)

Longest Touchdown Pass

99 Ron Jaworski to Mike Quick, (11/10/1985 vs. Falcons) (OT); tied with nine others

Most Consecutive Completions

24 Donovan McNabb (last 10 at NYG 11/28/2004 and first 14 vs. GB 12/5/2004)

Most Interception Returns for TDs, Season

4 Eric Allen, 1993; tied with Jim Kearney, Chiefs (1972) and Ken Houston, Oilers (1971)

Most Interceptions, Game

4 Russ Craft (9/24/1950 at Cardinals); tied with 17

Most TDs Returning Kickoffs, Game

2 Timmy Brown (11/6/196 vs. Cowboys), 93 and 90 yards; tied with Travis Williams, Packers (1967); Ron Brown, Rams (1985); Tyrone Hughes, Saints (1994); Chad Morton, Jets (2002); Devin Hester, Bears (2006); Andre Davis, Texans (2007); Josh Cribbs, Browns (2009)

Most 50-Plus-Yard Touchdowns, Season

8 DeSean Jackson (2009); tied with Elroy "Crazy Legs" Hirsch (8 in 1951) and Devin Hester (8 in 2007)

All-Time Regular Season Rookie Records



K. Jackson



Foles



Williams



McCoy

PASSING

MOST ATTEMPTS, Season

1. Nick Foles, 2012	265
2. John Reaves, 1972	224
3. Donovan McNabb, 1999	216
4. Davey O'Brien, 1939	201
5. Mike Boryla, 1974	102
6. Foster Watkins, 1940	85
7. Randall Cunningham, 1985	81
8. Rick Arrington, 1970	73
Red Kirkman, 1933	73
10. Emmett Mortell, 1937	71

MOST COMPLETIONS, Season

1. Nick Foles, 2012	161
2. John Reaves, 1972	108
3. Donovan McNabb, 1999	106
4. Davey O'Brien, 1939	99
5. Mike Boryla, 1974	60
6. Rick Arrington, 1970	37
7. Randall Cunningham, 1985	34
8. Sonny Jurgensen, 1957	33
9. Matt Barkley, 2013	30
Brad Goebel, 1991	30

MOST YARDS, Season

1. Nick Foles, 2012	1,699
2. John Reaves, 1972	1,508
3. Davey O'Brien, 1939	1,324
4. Donovan McNabb, 1999	948
5. Mike Boryla, 1974	580
6. Foster Watkins, 1940	565
7. Randall Cunningham, 1985	548
8. Sonny Jurgensen, 1957	470
9. Red Kirkman, 1933	354
10. Dave Smukler, 1936	345

MOST TD PASSES, Season

1. Donovan McNabb, 1999	8
2. John Reaves, 1972	7
3. Nick Foles, 2012	6
Davey O'Brien, 1939	6
5. Boryla, 1974; Jurgensen, 1957	5

BEST COMP. PCT., SEASON (min. 75 atts.)

1. Nick Foles, 2012	60.8
2. Mike Boryla, 1974	58.8
3. Davey O'Brien, 1939	49.3
4. Donovan McNabb, 1999	49.1
5. John Reaves, 1972	48.2

BEST QB RATING, SEASON (min. 75 atts.)

1. Nick Foles, 2012	79.1
2. Mike Boryla, 1974	78.9
3. Donovan McNabb, 1999	60.1
4. John Reaves, 1972	58.4
5. Foster Watkins, 1940	46.4

RUSHING

MOST ATTEMPTS, Season

1. Po James (FB), 1972	182
2. Keith Byars (FB), 1986	177
3. Lee Bougess (FB), 1970	159
4. LeSean McCoy, 2009	155
5. Billy Barnes, 1957	143
6. James Joseph, 1991	135
Correll Buckhalter, 2001	129
8. Clarence Peaks, 1957	125
9. Mike Hogan, 1976	123
10. Leroy Keys, 1969	121

MOST YARDS, Season

1. LeSean McCoy, 2009	637
2. Correll Buckhalter, 2001	586
3. Keith Byars (FB), 1986	577
4. Po James (FB), 1972	565
5. Bryce Brown, 2012	564
6. Mike Hogan (FB), 1976	561
7. Billy Barnes, 1957	529
8. Clarence Peaks, 1957	495
9. Steve Van Buren, 1944	444
10. James Joseph, 1991	440

MOST TOUCHDOWNS, Season

1. Steve Van Buren, 1944	5
Don Johnson, 1953	5
3. Bryce Brown, 2012	4
LeSean McCoy, 2009	4
Ken Keller, 1956	4
Mel Bleeker, 1944	4
Jim Castiglia (FB), 1941	4
8. Ryan Moats, 2005	3
Charlie Garner, 1994	3
Vaughn Hebron, 1993	3
Many others	3

RECEIVING

MOST RECEPTIONS, Season

1. Keith Jackson (TE), 1988	81
2. DeSean Jackson, 2008	62
3. Don Looney (E), 1940	58
4. Jeremy Maclin, 2009	56
5. Charle Young (TE), 1973	55
6. Lee Bougess (RB), 1970	50
7. Reggie Brown, 2005	43
8. Victor Bailey, 1993	41
Junior Tautalasati (RB), 1986	41
10. LeSean McCoy (RB), 2009	40

MOST YARDS, Season

1. DeSean Jackson, 2008	912
2. Keith Jackson (TE), 1988	869
3. Charle Young (TE), 1973	854
4. Jeremy Maclin, 2009	773
5. Fred Barnett, 1990	721
6. Don Looney (E), 1940	707
7. Calvin Williams, 1990	602
8. Reggie Brown, 2005	571
9. Victor Bailey, 1993	545
10. Bobby Walston (E), 1951	512

MOST TOUCHDOWNS, Season

1. Calvin Williams, 1990	9
2. Fred Barnett, 1990	8
Bobby Walston (E), 1951	8
4. Pete Pihos (E), 1947	7
5. Keith Jackson (TE), 1988	6
Charle Young (TE), 1973	6
7. Hal Giancanelli (B), 1953	5
8. Zach Ertz (TE), 2013	4
Jeremy Maclin (WR), 2009	4
Reggie Brown (WR), 2005	4
Many others	4

TOTAL OFFENSE

MOST SCRIMMAGE YARDS, Season

1. DeSean Jackson (WR), 2008	1,008
2. LeSean McCoy (RB), 2009	945
3. Charle Young (TE), 1973	878
4. Keith Jackson (TE), 1988	869
5. Lee Bougess, 1970	802
6. Jeremy Maclin (WR), 2009	766
7. Billy Barnes (RB), 1957	741
8. Fred Barnett (WR), 1990	734
9. Po James (FB), 1972	721
10. Correll Buckhalter (RB), 2001	716

MOST TOUCHDOWNS, Season

1. Calvin Williams (WR), 1990	9
2. Fred Barnett (WR), 1990	8
Mel Bleeker (RB), 1944	8
Pete Pihos (E), 1947	8
Bobby Walston (E), 1951	8
6. Don Johnson (RB), 1953	7
Steve Van Buren (RB), 1944	7
Charle Young (TE), 1973	7
9. Hal Giancanelli (B), 1953	6
Keith Jackson (TE), 1988	6


All-Time Regular Season Rookie Records



Jackson



Simon



Brookshier



Demps

SACKS

MOST SACKS, Season

1. Corey Simon (DT), 2000	9.5
2. Derrick Burgess (DE), 2001	6.0
3. Fletcher Cox (DT), 2012	5.5
Mike Mamula (DE), 1995	5.5
5. Trent Cole (DE), 2005	5.0
6. Jerome Brown (DT), 1987	4.0
7. Mike Patterson (DT), 2005	3.5
8. Brandon Graham (DE), 2010	3.0
9. Bennie Logan (DT), 2013	2.0
Nate Allen (S), 2010, 3 others	2.0

*-Since 1982

INTERCEPTIONS

MOST INTERCEPTIONS, Season

1. Bibbles Bawel (B), 1952	8
Tom Brookshier (DB), 1953	8
3. Herman Edwards (DB), 1977	6
4. Eric Allen (DB), 1988	5
Randy Logan (S), 1973	5
Jerry Norton (DB), 1954	5
Steve Van Buren (B), 1944	5
8. Brenard Wilson (S), 1979	4
Roynell Young (CB)	4
10. Nate Allen (S), 2010, others with	3

*-Since 1940

PUNT RETURNS

MOST PUNT RETURNS, Season

1. DeSean Jackson, 2008	50
2. Evan Cooper, 1984	40
3. Bibbles Bawel, 1952	34
4. Bill Bradley, 1969	28
5. Damaris Johnson, 2012	26
6. Tommy McDonald, 1957	26
7. Allen Rossum, 1998	22
8. Jerry Norton, 1954	21
9. Bobby Morse, 1987	20
Billy Walik, 1970	20

MOST PUNT RETURNS YARDS, Season

1. DeSean Jackson, 2008	440
2. Damaris Johnson, 2012	291
3. Bibbles Bawel, 1952	261
4. Evan Cooper, 1984	250
5. Steve Van Buren, 1944	230
6. Dexter Wynn, 2004	194
7. Allen Rossum, 1998	187
8. Ernie Steele, 1942	184
9. Bill Bradley, 1969	181
10. Don Stevens, 1952	172

BEST PUNT RETURN AVERAGE, Season

1. Pat McHugh, 1947, 10	15.69
2. Steve Van Buren, 1944, 15	15.33
3. Damaris Johnson, 2012, 22	11.19
4. Dexter Wynn, 2004, 18	10.78
5. Don Stevens, 1952, 16	10.75
6. Jorrick Calvin, 2010, 12	10.42
7. Ken Keller, 1956, 15	9.73
8. Bosh Pritchard, 1942, 11	9.73
9. DeSean Jackson, 2008, 50	8.80
10. Allen Rossum, 1998, 22	8.50
11. Art Powell, 1959, 15	8.27

*-min. 10 atts.

*-since 1941

KICKOFF RETURNS

MOST KICKOFF RETURNS, Season

1. Quintin Demps, 2008	52
2. Herman Hunter, 1985	48
3. Duce Staley, 1997	47
4. Brandon Boykin, 2012	45
5. Allen Rossum, 1998	44
6. J.R. Reed, 2004	33
7. Jorrick Calvin, 2010	32
8. Billy Walik, 1970	32
9. Dion Lewis, 2011	31
10. Ted Dean, 1960	26
Al Nelson, 1965	26

MOST KICKOFF RETURN YARDS, Season

1. Quintin Demps, 2008	1314
2. Duce Staley, 1997	1139
3. Allen Rossum, 1998	1080
4. Herman Hunter, 1985	1047
5. Brandon Boykin, 2012	1037
6. Billy Walik, 1970	805
7. J.R. Reed, 2004	761
8. Jorrick Calvin, 2010	692
9. Al Nelson, 1965	683
10. Dion Lewis, 2011	669

BEST KICKOFF RETURN AVG, Season

1. Tommy McDonald, 1957, 11	27.64
2. Israel Lang, 1964, 13	27.08
3. Art Powell, 1959, 14	27.07
4. Don Stevens, 1952, 16	27.06
5. Wilbert Montgomery, 1977, 23	26.91
6. Al Nelson, 1965, 26	26.27
7. Quintin Demps, 2008, 52	25.27
8. Billy Walik, 1970, 32	25.16
9. Allen Rossum, 1998, 44	24.55
10. Duce Staley, 1997, 47	24.23

*-min. 10 atts.

*-since 1941

KICKING

MOST FIELD GOALS MADE, Season

1. Paul McFadden, 1984	30
2. Alex Henery, 2011	24
3. Tony Franklin, 1979	23
4. Mark Moseley, 1970	14
5. Dick Bielski, 1955	9

MOST FIELD GOAL ATTEMPTS, Season

1. Paul McFadden, 1984	37
2. Tony Franklin, 1979	31
3. Alex Henery, 2011	27
4. Mark Moseley, 1970	25
5. Dick Bielski, 1955	23

BEST FIELD GOAL PERCENTAGE, Season

1. Alex Henery, 2011, 24-27	88.9
2. Paul McFadden, 1984, 30-37	81.1
3. Tony Franklin, 1979, 23-31	74.2
4. Mark Moseley, 1970, 14-25	56.0
5. Bobby Walston, 1951, 6-11	54.5

MOST KICKING POINTS, Season

1. Alex Henery, 2011	118
2. Paul McFadden, 1984	116
3. Tony Franklin, 1979	105
4. Mark Moseley, 1970	67
5. Dick Bielski, 1955	50
Mike Clark, 1963	50

PUNTING

MOST PUNTS, Season

1. John Teltschik, 1986	108
2. Tom Hutton, 1995	85
3. Merritt Kersey, 1974	82
4. Bill Bradley, 1969	74
Max Runager, 1979	74

MOST PUNTING YARDS, Season

1. John Teltschik, 1986	4493
2. Tom Hutton, 1995	3682
3. Sav Rocca, 2007	3066
4. Merritt Kersey, 1974	2959
5. Bill Bradley, 1969	2942

BEST GROSS PUNTING AVERAGE, Season

1. Tom Hutton, 1995, 85	43.32
2. Chas Henry, 2011, 66	42.88
3. Sav Rocca, 2007, 73	42.00
4. John Teltschik, 1986, 108	41.60
5. Bill Bradley, 1969, 74	39.76

Superlative Performances by Rookies



Barnett



Brown



Looney



Da. Johnson

100-YARD RUSHING PERFORMANCES, ROOKIES

PLAYER (GAME)	DATE	YDS (ATT-LG-TD)
1. Bryce Brown vs. Panthers (L)	11/26/2012	178 (19-65t-2)
2. Bryce Brown at Cowboys (L)	12/2/2012	169 (24-39-2)
3. Correll Buckhalter vs. Cardinals (L)	10/7/2001	134 (21-37-0)
4. Steve Van Buren at Dodgers (W)	11/5/1944	129 (12-70t-2)
5. Keith Byars vs. Cardinals (T) OT	12/7/1986	127 (24-32-0)
6. Charlie Garner vs. Redskins (W)	10/9/1994	122 (28-12-0)
7. Don Johnson at Giants (L)	11/29/1953	121 (13-63t-1)
8. Ryan Moats vs. Giants (L) OT	12/11/2005	114 (11-40t-2)
9. Charlie Garner at 49ers (W)	10/2/1994	111 (16-28t-2)
10. Toy Ledbetter at Colts (W)	10/15/1950	107 (23-14-1)
11. Mike Hogan vs. Seahawks (W)	12/12/1976	104 (19-18-0)
Bosh Pritchard at Dodgers (W)	11/15/1942	104 (14-26-0)
13. Wilbert Montgomery vs. Jets (W)	12/18/1977	103 (22-27-2)
14. Mike Hogan vs. Redskins (L) OT	9/27/1976	100 (22-32-0)
Don Johnson vs. Colts (W)	11/15/1953	100 (11-66t-2)

100-YARD RECEIVING PERFORMANCES, ROOKIES

PLAYER (GAME)	DATE	YDS (REC, TD)
1. Don Looney at Redskins (L)	12/1/1940	180 (14, 0)
2. Hank Baskett vs. Falcons (W)	12/31/2006	177 (7, 1)
3. Jeremy Maclin at Cowboys (L)	1/9/2010 - NFC-WC	146 (7, 1)
4. Jeremy Maclin vs. Buccaneers (W)	10/11/2009	142 (6, 2)
Keith Jackson at Bears (L)	12/31/1988 - NFC-D	142 (7, 0)
6. Don Looney at Rams (L)	9/22/1940	129 (8, 2)
7. Clyde Scott at Redskins (W)	11/13/1949	127 (4, 1)
8. Herman Hunter vs. LA Rams (W)	10/13/1985	120 (6, 1)
9. Fred Meyer at Redskins (L)	11/1/1942	119 (4, 0)
10. Bobby Walston at Giants (L)	10/21/1951	118 (6, 2)
11. Don Looney at Packers (L)	9/15/1940	115 (8, 1)
12. Fred Barnett vs. Vikings (W)	10/15/1990	114 (4, 1)
13. Charle Young (TE) at Cowboys (L)	11/18/1973	113 (4, 1)
14. Charle Young (TE) at 49ers (L)	12/2/1973	112 (6, 1)
Hank Baskett vs. Cowboys (W)	10/8/2006	112 (3, 1)
Fred Barnett at Bills (L)	12/2/1990	112 (2, 1)
17. DeSean Jackson at Cowboys (L)	9/15/2008	110 (6, 0)
18. Charle Young (TE) vs. Patriots (W)	11/4/1973	108 (8, 2)
Fred Barnett vs. Packers (W)	12/16/1990	108 (5, 0)
Pete Pihos vs. Packers (W)	12/14/1947	108 (4, 1)
21. DeSean Jackson vs. Rams (W)	9/7/2008	106 (6, 0)
22. Charle Young (TE) at Redskins (L)	12/16/1973	104 (5, 1)

LONGEST RUSHING TDs, ROOKIES

PLAYER (GAME)	YARDS
1. Herman Hunter (11/24/1985 at Cowboys)	74t
2. John Brewer (10/04/1952 vs. Giants)	71t
3. Steve Van Buren (11/05/1944 at Dodgers)	70t
John Kusko (11/22/1936 vs. Bears)	70t
5. LeSean McCoy (11/1/2009 vs. Giants)	66t
Don Johnson (11/15/1953 vs. Colts)	66t
7. Bryce Brown (12/26/2012 vs. Panthers)	65t
8. Don Johnson (11/29/1953 at Giants)	63t
9. Ryan Moats (12/18/2005 at Rams)	59t
10. Ken Keller (10/14/1956 at Steelers)	51t

LONGEST KICKOFF RETURNS, ROOKIES

PLAYER	DATE	YARDS
1. Quintin Demps at Ravens (L)	11/23/2008	100t
2. Wilbert Montgomery vs. Giants (W)	12/11/1977	99t
3. Steve Van Buren vs. Giants (T)	11/12/1944	97t
4. Bosh Pritchard at Redskins (L)	11/1/1942	97t
5. Art Powell vs. Giants (W)	10/4/1959	95
6. Andre Waters vs. Redskins (W)	11/18/1984	89t
7. Billy Walik at Packers (L)	10/25/1970	82
8. Jim Castiglia vs. Redskins (L)	10/19/1941	72
9. Al Nelson vs. Cardinals (W)	9/19/1965	70
10. J.R. Reed vs. Panthers (W)	10/17/2004	66

LONGEST PUNT RETURNS, ROOKIES

PLAYER	DATE	YARDS
1. Damaris Johnson at Cowboys (L)	12/2/2012	98t
2. Clyde Scott at Steelers (W)	10/30/1949	70t
3. Pat McHugh at Boston Yanks (L)	11/23/1947	69t
4. DeSean Jackson vs. Redskins (L)	10/5/2008	68t
5. Bob Shann vs. Lions (L)	12/19/1965	63t
6. Ernie Steele at NY Giants (L)	10/11/1942	62
7. DeSean Jackson vs. Rams (W)	9/7/2008	60
8. Art Powell vs. Steelers (W)	10/11/1959	58t
9. Don Stevens vs. Redskins (W)	11/9/1952	56t
10. Steve Van Buren vs. Boston Yanks (W)	10/22/1944	55t
11. Bibbles Bawel at Giants (W)	10/26/1952	52t

TOP PASSING PERFORMANCES, ROOKIES

PLAYER (GAME)	YARDS
1. Nick Foles (12/9/12 at Buccaneers)	381
2. Nick Foles (12/23/12 vs. Redskins)	345
2. Davey O'Brien (11/12/39 vs. Packers)	289
3. Davey O'Brien (11/19/39 vs. Bears)	260
5. Nick Foles (12/2/12 at Cowboys)	251

PLAYER (GAME)	COMPLETIONS
1. Nick Foles (12/23/12 vs. Redskins)	32
Nick Foles (12/9/12 at Buccaneers)	32
3. Mike Boryla (12/8/74 at NY Giants)	23
4. Nick Foles (12/2/12 at Cowboys)	22
Nick Foles (11/11/12 vs. Cowboys)	22

PLAYER (GAME)	TOUCHDOWNS
1. Donovan McNabb (1/2/00 vs. St. Louis Rams)	3
Sonny Jurgensen (11/24/57 vs. Redskins)	3

LONGEST RECEIVING TDs, ROOKIES

PLAYER (GAME)	YARDS
1. Fred Barnett (12/2/1990 at Bills)	95t
2. Hank Baskett (12/31/2006 vs. Falcons)	89t
3. Hank Baskett (10/8/2006 vs. Cowboys)	87t
4. Kenny Jackson (10/21/1984 vs. NY Giants)	83t
5. Charle Young (11/18/1973 at Cowboys)	80t
6. Mel Bleeker (10/22/1944 vs. Boston Yanks)	75t
7. Glen Young (11/6/1983 vs. Cowboys)	71t
8. Clyde Scott (11/13/1949 at Redskins)	70t

All-Time 300-Yard Passing Performances



McNabb



Jaworski




Cunningham



Vick

<u>Date</u>	<u>Player/Opponent/Result</u>	<u>Att-Cmp-Yd-TD-I</u>		
12/15/13	Nick Foles at Vikings (L)	48-30-428-3-1	9/12/04	Donovan McNabb vs. Giants (W) 36-26-330-4-0
11/3/13	Nick Foles at Raiders (W)	28-22-406-7-0	11/16/03	Donovan McNabb vs. Giants (W) 30-24-314-2-0
9/15/13	Michael Vick vs. Chargers (L)	36-23-428-2-0	11/2/03	Donovan McNabb at Falcons (W) 33-21-312-1-0
12/23/12	Nick Foles* vs. Redskins (L)	48-32-345-1-1	9/9/01	Donovan McNabb vs. Rams (L) 48-32-312-2-1
12/9/12	Nick Foles* at Buccaneers (W)	51-32-381-2-0	12/10/00	Donovan McNabb at Browns (W) 36-23-390-4-0
10/14/12	Michael Vick vs. Lions (L)	46-28-311-2-2	10/1/00	Donovan McNabb vs. Falcons (W) 44-30-311-2-1
9/16/12	Michael Vick vs. Ravens (W)	32-23-371-1-2	11/30/97	Bobby Hoying vs. Bengals (W) 42-26-313-4-1
9/9/12	Michael Vick at Browns (W)	56-29-317-2-4	11/24/96	Ty Detmer at Cardinals (L) 38-21-322-0-1
1/1/12	Michael Vick vs. Redskins (W)	39-24-335-3-1	11/10/96	Ty Detmer vs. Bills (L) 44-26-315-2-1
11/27/11	Vince Young vs. Patriots (L)	48-26-400-1-1	10/27/96	Ty Detmer vs. Panthers (W) 38-23-342-1-1
10/9/11	Michael Vick at Bills (L)	40-26-315-2-4	12/24/94	Bubby Brister at Bengals (L) 37-26-325-1-0
10/2/11	Michael Vick vs. 49ers (L)	46-30-416-2-1	12/4/94	R. Cunningham vs. Cowboys (L) 46-29-327-2-1
12/2/10	Michael Vick vs. Texans (W)	33-22-302-2-1	10/24/94	R. Cunningham vs. Oilers (W) 24-13-310-2-1
11/28/10	Michael Vick at Bears (L)	44-29-333-2-1	9/12/94	R. Cunningham vs. Bears (W) 36-24-311-3-0
11/15/10	Michael Vick at Redskins (W)	28-20-333-4-0	9/4/94	R. Cunningham at Giants (L) 39-20-344-2-0
10/17/10	Kevin Kolb vs. Falcons (W)	29-23-326-3-1	1/3/94	Bubby Brister at 49ers (W) OT 43-26-350-3-1
12/27/09	Donovan McNabb vs. Broncos (W)	35-20-322-3-1	9/19/93	R. Cunningham vs. Redskins (W) 39-25-360-3-2
12/20/09	Donovan McNabb vs. 49ers (W)	36-21-306-1-2	12/13/92	R. Cunningham at Seahawks (W) OT 44-27-365-0-1
11/15/09	Donovan McNabb at Chargers (L)	55-35-450-2-1	11/10/91	Jim McMahon at Browns (W) 43-26-341-3-1
9/27/09	Kevin Kolb vs. Chiefs (W)	34-24-327-2-0	12/18/89	R. Cunningham at Saints (L) 39-19-306-2-2
9/20/09	Kevin Kolb vs. Saints (L)	51-31-391-2-3	10/2/89	R. Cunningham at Bears (L) 62-32-401-1-4
1/18/09	Donovan McNabb at Cardinals (L)	47-28-375-3-1	9/17/89	R. Cunningham at Redskins (W) 46-34-447-5-1
1/4/09	Donovan McNabb at Vikings (W)	34-23-300-1-1	12/31/88	R. Cunningham at Bears (L) 54-27-407-0-3
11/16/08	Donovan McNabb at Bengals (T) OT	58-28-339-1-3	11/6/88	R. Cunningham vs. Rams (W) 39-22-323-3-0
11/2/08	Donovan McNabb at Seahawks (W)	43-28-349-2-1	10/10/88	R. Cunningham vs. Giants (W) 41-31-369-3-0
9/7/08	Donovan McNabb vs. Rams (W)	33-21-361-3-0	11/29/87	R. Cunningham at Patriots (W) OT 31-18-314-2-1
12/30/07	Donovan McNabb vs. Bills (W)	41-29-345-1-1	10/11/87	Scott Tinsley at Cowboys (L) 34-24-338-3-0
11/25/07	A.J. Feeley at Patriots (L)	42-27-345-3-3	12/15/85	Ron Jaworski at Chargers (L) 48-29-334-1-3
10/28/07	Donovan McNabb at Vikings (W)	36-23-333-1-0	12/1/85	Ron Jaworski vs. Vikings (L) 42-23-320-2-1
9/23/07	Donovan McNabb vs. Lions (W)	26-21-381-4-0	11/3/85	Ron Jaworski at 49ers (L) 48-24-394-1-3
12/31/06	A.J. Feeley vs. Falcons (W)	33-22-321-3-0	10/20/85	Ron Jaworski vs. Cowboys (W) 35-22-380-1-0
12/4/06	Jeff Garcia vs. Panthers (W)	39-21-312-3-0	12/16/84	Joe Pisarcik at Falcons (L) 46-24-334-1-0
10/22/06	Donovan McNabb at Buccaneers (L)	35-22-302-3-3	10/28/84	Ron Jaworski vs. Cardinals (L) 38-22-340-2-3
10/8/06	Donovan McNabb vs. Cowboys (W)	33-18-354-2-0	11/27/83	Ron Jaworski at Redskins (L) 36-19-333-3-1
9/17/06	Donovan McNabb vs. Giants (L) OT	45-27-350-2-0	9/11/83	Ron Jaworski vs. Redskins (L) 37-24-326-1-2
9/10/06	Donovan McNabb at Texans (W)	35-24-314-3-1	9/19/82	Ron Jaworski at Browns (W) 41-25-334-2-1
11/6/05	Donovan McNabb at Redskins (L)	35-22-304-1-1	9/12/82	Ron Jaworski vs. Redskins (L) OT 38-27-371-2-0
10/2/05	Donovan McNabb at Chiefs (W)	48-33-369-3-1	10/18/81	Ron Jaworski at Vikings (L) 44-29-330-2-2
9/25/05	Donovan McNabb vs. Raiders (W)	52-30-365-2-1	12/21/80	Ron Jaworski at Cowboys (L) 30-18-331-1-0
9/18/05	Donovan McNabb vs. 49ers (W)	29-23-342-5-0	11/9/80	Ron Jaworski at Saints (W) 32-21-323-3-0
2/6/05	Donovan McNabb vs. Patriots (L)	51-30-357-3-3	12/16/73	Roman Gabriel at Redskins (L) 39-22-302-1-1
12/5/04	Donovan McNabb vs. Packers (W)	43-32-464-5-0	12/2/73	Roman Gabriel at 49ers (L) 55-28-322-2-1
11/15/04	Donovan McNabb at Cowboys (W)	27-15-345-4-0	10/14/73	Roman Gabriel at Cardinals (W) 45-29-379-3-0
10/24/04	Donovan McNabb at Browns (W) OT	43-28-376-4-1	9/19/71	Pete Liske at Bengals (L) 40-20-301-2-3
9/26/04	Donovan McNabb at Lions (W)	42-29-356-2-0	9/28/69	Norm Snead vs. Steelers (W) 30-22-335-5-1
			11/19/67	Norm Snead vs. Saints (W) 27-19-309-4-2

All-Time 300-Yard Passing Performances



Snead



McNabb



Jurgensen



Cunningham

10/22/67	Norm Snead at Cardinals (L)	32-16-321-2-2
9/17/67	Norm Snead vs. Redskins (W)	27-18-301-2-0
12/5/65	Norm Snead vs. Cowboys (L)	43-20-320-0-1
11/14/65	Norm Snead vs. Redskins (W)	28-21-311-0-1
11/7/65	Norm Snead at Browns (L)	36-18-362-3-2
10/17/65	King Hill at Giants (L)	41-23-321-3-4
12/13/64	Norm Snead at Cardinals (L)	31-15-301-3-2
10/13/63	Sonny Jurgensen at Redskins (W)	29-17-315-4-2
9/15/63	Sonny Jurgensen vs. Steelers (T)	26-16-322-3-2
12/16/62	Sonny Jurgensen at Cardinals (L)	34-15-419-5-3
11/25/62	Sonny Jurgensen vs. Cowboys (W)	21-13-342-1-2
9/23/62	Sonny Jurgensen vs. Giants (L)	57-33-396-1-3
12/17/61	Sonny Jurgensen at Lions (W)	42-27-403-3-2
12/10/61	Sonny Jurgensen vs. Giants (L)	31-16-367-3-2
11/26/61	Sonny Jurgensen vs. Cowboys (W)	23-16-351-5-2
10/29/61	Sonny Jurgensen at Redskins (W)	41-27-436-3-2
10/1/61	Sonny Jurgensen vs. Cardinals (L)	36-24-399-3-2
11/16/58	Norm Van Brocklin vs. Cardinals (W)	29-19-318-2-1
10/1/55	Bobby Thomason vs. Redskins (L)	37-25-349-4-0
11/28/54	Adrian Burk vs. Redskins (W)	28-17-345-5-1
12/13/53	Bobby Thomason vs. Browns (W)	35-23-331-3-0
11/15/53	Bobby Thomason vs. Colts (W)	37-18-329-3-5
11/8/53	Bobby Thomason vs. Giants (W)	44-22-437-4-1
12/1/40	Davey O'Brien at Redskins (L)	60-33-316-1-0

* - denotes rookie

Green - denotes playoff game

MOST 300-YARD PASSING GAMES, Career

1. Donovan McNabb 30
 2. Randall Cunningham 13
 3. Ron Jaworski 12
 4. Michael Vick 10
 - Sonny Jurgensen 10
- includes playoff games

MOST 300-YARD PASSING GAMES, Season

1. Donovan McNabb (2004) 5
 - Sonny Jurgensen (1961) 5
 3. Donovan McNabb (2006 and 2005) 4
 - Randall Cunningham (1994) 4
 - Ron Jaworski (1985) 4
- regular season only

MOST 400-YARD PASSING GAMES, Career

1. Michael Vick 3
 - Randall Cunningham 3
 - Sonny Jurgensen 3
 4. **Nick Foles** 2
 - Donovan McNabb 2
 6. Vince Young, Bobby Thomason 1
- includes playoff games


MOST 400-YARD PASSING GAMES, Season

1. **Nick Foles** (2013) 2
 - Randall Cunningham (1989) 2
 - Sonny Jurgensen (1961) 2
- regular season only

100-100-300 PERFORMANCES IN SAME GAME

<u>Date</u>	<u>100-yd. Rusher (yards)</u>	<u>100-yd. Receiver (yards)</u>	<u>300-yd. Passer (yards)</u>
9/23/07 vs. Det.	Brian Westbrook (110)	Kevin Curtis (221), Brian Westbrook (111)	Donovan McNabb (381)
10/22/06 at TB	Brian Westbrook (101)	Brian Westbrook (113)	Donovan McNabb (302)
10/1/00 vs. Atl.	Brian Mitchell (105)	Torrance Small (122)	Donovan McNabb (311)
12/13/92 at Sea.	Herschel Walker (111)	Fred Barnett (161)	Randall Cunningham (365)
11/29/87 at NE	Anthony Toney (123)	Mike Quick (121)	Randall Cunningham (314)
11/7/65 at Cle.	Timmy Brown (186)	Pete Retzlaff (151)	Norm Snead (362)
11/25/62 vs. Dal.	Timmy Brown (107)	Pete Retzlaff (113), Tommy McDonald (108)	Sonny Jurgensen (342)
11/15/53 vs. Bal.	Don Johnson (100)	Pete Pihos (118), Bobby Walston (110)	Bobby Thomason (329)

All-Time 100-Yard Rushing Performances



Montgomery



Westbrook



McCoy




Watters

<u>Date</u>	<u>Player/Opponent/Result</u>	<u>Att-Yds-LG-TD</u>			
12/29/13	LeSean McCoy at Cowboys (W)	27-131-20-0	10/6/02	Donovan McNabb at Jaguars (L)	12-100-26-1
12/22/13	LeSean McCoy vs. Bears (W)	18-133-19-2	11/18/01	Duce Staley at Cowboys (W)	26-102-18-0
12/22/13	Bryce Brown vs. Bears (W)	9-115-65t-1	11/11/01	Duce Staley vs. Vikings (W)	17-146-44t-1
12/8/13	LeSean McCoy vs. Lions (W)	29-217-57t-2	10/7/01	Correll Buckhalter* vs. Cardinals (L)	21-134-37-0
11/10/13	LeSean McCoy at Packers (W)	25-155-30-0	11/26/00	Donovan McNabb at Redskins (W)	11-125-54-1
10/13/13	LeSean McCoy at Buccaneers (W)	25-116-19-0	10/1/00	Brian Mitchell vs. Falcons (W)	2-105-85t-1
9/19/13	LeSean McCoy vs. Chiefs (L)	20-158-41t-1	9/3/00	Duce Staley at Cowboys (W)	26-201-60-1
9/9/13	LeSean McCoy at Redskins (W)	31-184-34t-1	11/14/99	Duce Staley vs. Redskins (W)	28-122-20t-1
12/2/12	Bryce Brown* at Cowboys (L)	24-169-39-2	11/7/99	Duce Staley at Panthers (L)	17-140-29-1
11/26/12	Bryce Brown* vs. Panthers (L) - first start	19-178-65t-2	10/17/99	Duce Staley at Bears (W)	23-101-26-0
11/5/12	LeSean McCoy at Saints (L)	19-119-34-0	10/10/99	Duce Staley vs. Cowboys (W)	22-110-19-0
9/30/12	LeSean McCoy vs. Giants (W)	23-123-34-0	9/12/99	Duce Staley vs. Cardinals (L)	21-111-24t-1
9/9/12	LeSean McCoy at Browns (W)	20-110-22-0	12/13/98	Duce Staley vs. Cardinals (L) OT	30-141-30t-1
12/18/11	LeSean McCoy vs. Jets (W)	18-102-33t-3	11/8/98	Charlie Garner vs. Lions (W)	16-129-40-1
11/20/11	LeSean McCoy at Giants (W)	23-113-60-0	12/21/97	Charlie Garner at Redskins (L)	18-115-26-2
10/30/11	LeSean McCoy vs. Cowboys (W)	30-185-34-2	10/5/97	Ricky Watters vs. Redskins (W)	31-104-13-2
10/16/11	LeSean McCoy at Redskins (W)	28-126-21-1	9/15/97	Ricky Watters at Cowboys (L)	20-106-20-0
9/25/11	LeSean McCoy vs. Giants (L)	24-128-21-1	12/1/96	Ricky Watters vs. Giants (W)	29-104-11-0
9/11/11	LeSean McCoy at Rams (W)	15-122-49t-1	11/3/96	Ricky Watters at Cowboys (W)	24-116-17-1
12/19/10	Michael Vick (QB) at Giants (W)	10-130-35-1	10/20/96	Ricky Watters vs. Dolphins (W)	25-173-49t-1
12/12/10	LeSean McCoy at Cowboys (W)	16-149-56-0	10/13/96	Ricky Watters at Giants (W)	27-110-11-0
11/21/10	LeSean McCoy vs. Giants (W)	14-111-50t-1	9/22/96	Ricky Watters at Falcons (W)	26-121-56t-2
11/15/10	Jerome Harrison at Redskins (W)	11-109-50t-1	9/15/96	Ricky Watters vs. Lions (W)	27-153-52-1
9/19/10	LeSean McCoy at Lions (W)	16-120-46t-3	12/10/95	Ricky Watters vs. Cowboys (W)	33-112-15-1
9/12/10	Michael Vick (QB) vs. Packers (L)	11-103-31-0	11/26/95	Ricky Watters at Redskins (W)	25-124-25-2
12/7/08	Brian Westbrook at Giants (W)	33-131-30t-1	10/15/95	Ricky Watters at Giants (W)	30-122-14-1
11/27/08	Brian Westbrook vs. Cardinals (W)	22-110-17-2	10/8/95	Ricky Watters vs. Redskins (W) OT	25-139-24-0
10/26/08	Brian Westbrook vs. Falcons (W)	22-167-39t-2	10/8/95	Charlie Garner vs. Redskins (W) OT	9-120-55t-3
12/23/07	Brian Westbrook at Saints (W)	17-100-21-0	10/9/94	Charlie Garner* vs. Redskins (W)	28-122-12-0
12/9/07	Brian Westbrook vs. Giants (L)	20-116-21-0	10/2/94	Charlie Garner* at 49ers (W)	16-111-28t-2
11/18/07	Brian Westbrook vs. Dolphins (W)	32-148-36-0	1/3/93	Heath Sherman at Saints (W)	21-105-16-1
11/11/07	Brian Westbrook at Redskins (W)	20-100-13-1	12/27/92	Herschel Walker vs. Giants (W)	16-104-38-0
10/14/07	Brian Westbrook at Jets (W)	20-120-22-0	12/13/92	Herschel Walker at Seahawks (W) OT	23-111-18-1
9/30/07	Correll Buckhalter at Giants (L)	17-103-17-0	12/6/92	Randall Cunningham vs. Vikings (W)	12-121-30-2
9/23/07	Brian Westbrook vs. Lions (W)	14-110-25t-2	11/22/92	Heath Sherman at Giants (W)	17-109-30t-1
1/13/07	Brian Westbrook at Saints (L)	13-116-62t-2	10/25/92	Herschel Walker vs. Cardinals (W)	20-112-36-0
1/7/07	Brian Westbrook vs. Giants (W)	20-141-49-1	9/13/92	Herschel Walker at Cardinals (W)	28-115-20-0
12/25/06	Brian Westbrook at Cowboys (W)	26-122-16-0	9/6/92	Herschel Walker vs. Saints (W)	26-112-32-0
11/26/06	Brian Westbrook at Colts (L)	20-124-21-1	11/12/90	Heath Sherman vs. Redskins (W)	35-124-22-0
11/19/06	Brian Westbrook vs. Titans (L)	22-102-27-0	11/4/90	Randall Cunningham vs. Patriots (W)	8-124-52t-1
11/12/06	Brian Westbrook vs. Redskins (W)	22-113-21-0	11/4/90	Heath Sherman vs. Patriots (W)	24-113-17-0
10/22/06	Brian Westbrook at Buccaneers (L)	13-101-23-0	9/23/90	Anthony Toney at Rams (W)	24-103-20-0
9/24/06	Brian Westbrook at 49ers (W)	8-117-71t-2	12/27/87	Keith Byars vs. Bills (W)	23-102-22-0
12/11/05	Ryan Moats* vs. Giants (L) OT	11-114-40t-2	11/29/87	Anthony Toney at Patriots (W) OT	24-123-36-1
11/27/05	Brian Westbrook vs. Packers (W)	20-120-27t-1	12/7/86	Keith Byars* vs. Cardinals (T) OT	24-127-32-0
10/3/04	Brian Westbrook at Bears (W)	22-119-29-0	11/16/86	Randall Cunningham vs. Lions (L)	14-110-20-0
9/12/04	Brian Westbrook vs. Giants (W)	17-119-50-0	12/22/85	Earnest Jackson at Vikings (W)	25-106-59-2
1/11/04	Donovan McNabb vs. Packers (W)	11-107-41-0	11/17/85	Earnest Jackson at Cardinals (W)	34-162-51t-1
12/7/03	Correll Buckhalter vs. Cowboys (W)	13-115-64t-1	10/13/85	Earnest Jackson vs. Cardinals (W)	27-103-13-0
10/26/03	Correll Buckhalter vs. Jets (W)	15-100-21-2	12/9/84	Wilbert Montgomery vs. Patriots (W)	19-100-14-1
12/8/02	Duce Staley at Seahawks (W)	21-100-21t-1	12/19/82	Wilbert Montgomery vs. Oilers (W)	17-147-90t-3
11/17/02	Duce Staley vs. Cardinals (W)	31-135-13-0	12/20/81	Wilbert Montgomery vs. Cardinals (W)	13-108-41-1
10/28/02	Duce Staley vs. Giants (W)	24-126-23-0	12/6/81	Wilbert Montgomery at Redskins (L)	27-116-13-0
10/28/02	Donovan McNabb vs. Giants (W)	8-107-40t-1	11/22/81	Wilbert Montgomery vs. Giants (L)	25-102-24-0
10/20/02	Duce Staley vs. Buccaneers (W)	24-152-57-0	11/15/81	Wilbert Montgomery vs. Colts (W)	22-115-13-2
			11/8/81	Wilbert Montgomery at Cardinals (W)	20-118-23-0

All-Time 100-Yard Rushing Performances



Staley



Van Buren



Westbrook



Woodeshick

10/25/81	Wilbert Montgomery vs. Buccaneers (W)	22-119-12-1	11/12/50	Steve Van Buren at Redskins (W)	23-108-23-1
9/17/81	Wilbert Montgomery at Bills (W)	27-125-15-0	10/15/50	Toy Ledbetter* at Colts (W)	23-107-14-1
9/13/81	Wilbert Montgomery vs. Patriots (W)	18-137-41-0	10/7/50	Frank Ziegler vs. Rams (W)	17-106-38-1
1/11/81	Wilbert Montgomery vs. Cowboys (W)	26-194-55-1	12/18/49	Steve Van Buren at Rams (W)	31-196-49-0
9/14/80	Wilbert Montgomery at Vikings (W)	20-169-72t-2	11/27/49	Steve Van Buren vs. Steelers (W)	27-205-41-0
12/2/79	Wilbert Montgomery vs. Lions (W)	22-108-20-1	11/20/49	Steve Van Buren vs. NY Bulldogs (W)	35-174-38-2
11/25/79	Leroy Harris at Packers (W)	9-137-80-0	10/30/49	Steve Van Buren at Steelers (W)	17-103-31-2
11/18/79	Wilbert Montgomery vs. Cardinals (W)	26-118-52-0	10/23/49	Bosh Pritchard vs. Redskins (W)	11-128-77-1
11/12/79	Wilbert Montgomery at Cowboys (W)	25-127-37t-1	10/3/49	Steve Van Buren at Lions (W)	33-135-12-2
11/4/79	Wilbert Montgomery vs. Browns (L)	30-197-62t-1	11/21/48	Steve Van Buren vs. Redskins (W)	29-171-21-1
10/14/79	Wilbert Montgomery at Cardinals (W)	25-117-13-1	11/14/48	Steve Van Buren vs. Boston Yanks (W)	16-137-28-0
10/7/79	Wilbert Montgomery vs. Redskins (W)	22-127-24-3	11/7/48	Steve Van Buren at Giants (W)	25-143-20-2
9/23/79	Wilbert Montgomery at Giants (W)	29-126-12-0	10/31/48	Steve Van Buren at Steelers (W)	22-109-21-1
12/17/78	Wilbert Montgomery vs. Giants (W)	25-130-47-2	11/2/47	Steve Van Buren at Redskins (W)	17-138-37-2
12/17/78	Mike Hogan vs. Giants (W)	22-100-18-0	10/19/47	Steve Van Buren at Steelers (L)	21-133-45-0
12/3/78	Wilbert Montgomery at Vikings (L)	24-115-36-1	10/5/47	Steve Van Buren vs. Giants (W)	16-105-28-0
10/15/78	Wilbert Montgomery vs. Redskins (W)	25-125-24-1	11/24/46	Steve Van Buren vs. Redskins (L)	25-130-58-0
10/1/78	Wilbert Montgomery at Colts (W)	25-144-14-1	12/9/45	Steve Van Buren vs. Boston Yanks (W)	22-100-29-3
9/24/78	Wilbert Montgomery vs. Dolphins (W)	25-111-12-0	12/2/45	Steve Van Buren at Giants (L)	19-100-32-2
9/17/78	Wilbert Montgomery at Saints (W)	18-104-19-0	11/18/45	Steve Van Buren vs. Steelers (W)	19-107-24-2
12/18/77	Wilbert Montgomery* vs. Jets (W)	22-103-27-2	11/11/45	Steve Van Buren vs. Giants (W)	19-129-28-2
10/9/77	Herb Lusk at Giants (W)	17-117-70-2	11/5/44	Steve Van Buren* at Tigers (W)	12-129-70-2
12/12/76	Tom Sullivan vs. Seahawks (W)	23-121-26-2	11/28/43	Jack Hinkle at Redskins (W)	26-117-14-1
12/12/76	Mike Hogan* vs. Seahawks (W)	19-104-18-0	11/21/43	Jack Hinkle vs. Lions (W)	13-132-56-1
9/27/76	Mike Hogan* vs. Redskins (L) OT	22-100-32-0	11/15/42	Bosh Pritchard* at Dodgers (W)	14-104-26-0
11/25/73	Tom Sullivan vs. Giants (W)	32-156-27-1	9/13/36	Swede Hanson vs. Giants (W)	15-107-NA-0
10/7/73	Tom Sullivan at Bills (L)	26-155-30-0	11/11/34	Swede Hanson vs. Dodgers (L)	17-118-NA-0
10/7/73	Norm Bulaich at Bills (L)	13-104-20-0	11/6/34	Swede Hanson vs. Reds (W)	18-190-NA-2
9/23/73	Tom Sullivan at Giants (T)	18-100-14-1	9/16/34	Swede Hanson at Packers (L)	13-116-NA-1
12/21/69	Cyril Pinder at 49ers (L)	25-128-29-1			
12/7/69	Tom Woodeshick vs. Redskins (L)	20-102-21-0			
11/16/69	Tom Woodeshick vs. Rams (L)	25-130-21-1			
12/8/68	Tom Woodeshick vs. Saints (W)	18-122-30-1			
9/22/68	Tom Woodeshick vs. Giants (L)	15-129-54-1			
10/29/67	Tom Woodeshick vs. Cowboys (W)	20-101-26-1			
10/8/67	Tom Woodeshick at Falcons (W)	20-129-41-1			
12/18/66	Tom Woodeshick at Redskins (W)	27-105-21-2			
12/4/66	Jack Concannon vs. Steelers (W)	15-129-29-1			
10/23/66	Timmy Brown at Giants (W)	21-100-24-0			
9/18/66	Izzy Lang vs. Falcons (W)	16-114-39-1			
11/28/65	Timmy Brown at Cardinals (W)	18-180-43-1			
11/7/65	Timmy Brown at Browns (L)	16-186-54-1			
11/22/64	Earl Gros vs. Cardinals (L)	21-103-22-0			
11/15/64	Earl Gros at Cowboys (W)	16-118-47-0			
10/18/64	Ollie Matson at Giants (W)	19-100-54-2			
10/11/64	Timmy Brown at Redskins (L)	14-101-36-2			
10/4/64	Timmy Brown vs. Steelers (W)	16-116-33-0			
10/4/64	Earl Gros vs. Steelers (W)	19-129-47-0			
11/25/62	Timmy Brown vs. Cowboys (W)	17-107-22-2			
10/23/60	Clarence Peaks at Browns (W)	13-102-57-0			
10/25/59	Bill Barnes at Cardinals (W)	23-111-22-2			
11/1/59	Bill Barnes vs. Redskins (W)	13-163-61-1			
11/29/53	Don Johnson* at Giants (L)	13-121-63-1			
11/15/53	Don Johnson* vs. Colts (W)	11-100-66-2			
12/2/51	Frank Ziegler at Redskins (W)	20-136-28-0			
11/19/50	Frank Ziegler vs. Cardinals (L)	18-113-52-0			

* - denotes rookie

Green - denotes playoff game

MOST 100-YARD RUSHING GAMES, Career

1. Wilbert Montgomery 26
2. Brian Westbrook 20
3. **LeSean McCoy** 19
- Steve Van Buren 19
5. Duce Staley 13

*includes playoff games

MOST 200-YARD RUSHING GAMES, Career

- 1t. **LeSean McCoy**, Duce Staley and Steve Van Buren . . 1

MOST 100-YARD RUSHING GAMES, Season

1. Wilbert Montgomery (1981) 8
2. **LeSean McCoy (2013)**. 7
- Wilbert Montgomery (1979) 7
4. **LeSean McCoy (2011)**. 6
- Brian Westbrook (2007) 6
- Brian Westbrook (2006) 6
- Ricky Watters (1996) 6
- Wilbert Montgomery (1978) 6

*regular season only

All-Time 100-Yard Receiving Performances



Owens



Fryar




Barnett



Jackson

<u>Date</u>	<u>Player/Opponent/Result</u>	<u>Yds (Rec, TD)</u>	
12/15/13	DeSean Jackson at Vikings (L)	195 (10, 1)	10/14/07 Kevin Curtis at Jets (W) 121 (5, 1)
11/10/13	Riley Cooper at Packers (W)	102 (3, 2)	9/23/07 Kevin Curtis vs. Lions (W) 221 (11, 3)
11/3/13	DeSean Jackson at Raiders (W)	150 (5, 1)	9/23/07 Brian Westbrook (RB) vs. Lions (W) 111 (5, 1)
11/3/13	Riley Cooper at Raiders (W)	139 (5, 3)	Westbrook also 14-110-2TDs rushing
10/13/13	Riley Cooper at Buccaneers (W)	120 (4, 1)	1/13/07 Donté Stallworth at Saints (L) 100 (3, 1)
10/6/13	DeSean Jackson at Giants (W)	132 (7, 1)	12/31/06 Hank Baskett* vs. Falcons (W) 177 (7, 1)
9/15/13	DeSean Jackson vs. Chargers (L)	193 (9, 1)	12/4/06 Donté Stallworth vs. Panthers (W) 111 (4, 1)
9/15/13	LeSean McCoy vs. Chargers (L)	114 (5, 0)	11/12/06 Donté Stallworth vs. Redskins (W) 139 (6, 1)
9/9/13	DeSean Jackson at Redskins (W)	104 (7, 1)	10/22/06 Brian Westbrook (RB) at Bucs (L) 113 (7, 1)
12/23/12	Jeremy Maclin vs. Redskins (L)	116 (8, 1)	Westbrook also 13-101-0TDs rushing
12/9/12	Jason Avant at Buccaneers (W)	133 (7, 0)	10/15/06 Reggie Brown at Saints (W) 121 (6, 1)
12/9/12	Jeremy Maclin at Buccaneers (W)	104 (9, 1)	10/8/06 Hank Baskett* vs. Cowboys (W) 112 (3, 1)
11/5/12	DeSean Jackson at Saints (L)	100 (3, 1)	9/24/06 Reggie Brown at 49ers (W) 106 (5, 0)
10/14/12	Jeremy Maclin vs. Lions (L)	130 (6, 1)	9/17/06 L.J. Smith (TE) vs. Giants (L) OT 111 (7, 0)
9/16/12	Brent Celek (TE) vs. Ravens (W)	157 (8, 0)	9/10/06 Donté Stallworth at Texans (W) 141 (6, 1)
9/16/12	DeSean Jackson vs. Ravens (W)	114 (7, 0)	10/30/05 Terrell Owens at Broncos (L) 154 (3, 1)
1/1/12	Jeremy Maclin vs. Redskins (W)	105 (8, 0)	10/2/05 Terrell Owens at Chiefs (W) 171 (11, 1)
12/18/11	Brent Celek (TE) vs. Jets (W)	156 (5, 1)	9/25/05 Brian Westbrook (RB) vs. Raiders (W) 140 (6, 1)
11/27/11	Jason Avant vs. Patriots (L)	110 (8, 1)	9/18/05 L.J. Smith (TE) vs. 49ers (W) 119 (9, 1)
10/16/11	Jeremy Maclin at Redskins (W)	101 (5, 0)	9/18/05 Terrell Owens vs. 49ers (W) 143 (5, 2)
10/9/11	Jason Avant at Bills (L)	139 (9, 0)	9/12/05 Terrell Owens at Falcons (L) 112 (7, 0)
10/2/11	DeSean Jackson vs. 49ers (L)	171 (6, 0)	2/6/05 Terrell Owens vs. Patriots (L) 122 (9, 0)
9/18/11	Jeremy Maclin at Falcons (L)	171 (13, 2)	12/5/04 Terrell Owens vs. Packers (W) 161 (8, 1)
9/11/11	DeSean Jackson at Rams (W)	102 (6, 1)	12/5/04 Brian Westbrook (RB) vs. Packers (W) 156 (11, 3)
12/12/10	DeSean Jackson at Cowboys (W)	210 (4, 1)	11/21/04 Todd Pinkston vs. Redskins (W) 106 (5, 0)
11/21/10	Jeremy Maclin vs. Giants (W)	120 (9, 0)	11/15/04 Terrell Owens at Cowboys (W) 134 (6, 3)
11/7/10	DeSean Jackson vs. Colts (W)	109 (7, 1)	10/31/04 Terrell Owens vs. Ravens (W) 101 (8, 1)
10/17/10	Jeremy Maclin vs. Falcons (W)	159 (7, 2)	10/24/04 Terrell Owens at Browns (W) OT 109 (4, 2)
10/3/10	LeSean McCoy (RB) vs. Redskins (L)	110 (12, 0)	10/24/04 Todd Pinkston at Browns (W) OT 100 (6, 0)
9/26/10	DeSean Jackson at Jaguars (W)	153 (5, 1)	10/17/04 Terrell Owens vs. Panthers (W) 123 (4, 0)
9/19/10	DeSean Jackson at Lions (W)	135 (4, 1)	10/3/04 Terrell Owens at Bears (W) 110 (8, 1)
1/9/10	Jeremy Maclin* at Cowboys (L)	146 (7, 1)	9/26/04 Terrell Owens at Lions (W) 107 (6, 1)
12/27/09	Brent Celek (TE) vs. Broncos (W)	121 (4, 1)	12/21/03 Todd Pinkston vs. 49ers (L) OT 121 (5, 1)
12/20/09	DeSean Jackson vs. 49ers (W)	140 (6, 1)	9/22/02 Antonio Freeman vs. Cowboys (W) 118 (6, 1)
12/13/09	DeSean Jackson at Giants (W)	178 (6, 1)	9/16/02 James Thrash at Redskins (W) 107 (6, 1)
11/22/09	DeSean Jackson at Bears (W)	107 (8, 1)	12/30/01 James Thrash vs. Giants (W) 143 (7, 1)
11/15/09	Jason Avant at Chargers (L)	156 (8, 0)	12/22/01 Duce Staley (RB) at 49ers (L) 103 (9, 0)
10/11/09	Jeremy Maclin* vs. Buccaneers (W)	142 (6, 2)	9/23/01 James Thrash at Seahawks (W) 165 (10, 2)
9/27/09	DeSean Jackson vs. Chiefs (W)	149 (6, 1)	12/10/00 Chad Lewis at Browns (W) 100 (5, 0)
9/27/09	Brent Celek (TE) vs. Chiefs (W)	104 (8, 1)	10/1/00 Torrance Small vs. Falcons (W) 122 (4, 1)
9/20/09	Brent Celek (TE) vs. Saints (L)	104 (8, 0)	10/31/99 Torrance Small vs. Giants (L) OT 119 (4, 1)
9/20/09	DeSean Jackson vs. Saints (L)	101 (4, 1)	11/30/97 Irving Fryar vs. Bengals (W) 122 (7, 0)
1/18/09	Kevin Curtis at Cardinals (L)	122 (4, 0)	11/23/97 Irving Fryar vs. Steelers (W) 116 (7, 1)
12/15/08	Jason Avant vs. Browns (W)	101 (5, 0)	11/10/97 Irving Fryar vs. 49ers (L) 138 (9, 0)
11/2/08	Brent Celek (TE) at Seahawks (W)	131 (6, 0)	10/12/97 Irving Fryar at Jaguars (L) 124 (10, 3)
9/15/08	DeSean Jackson* at Cowboys (L)	110 (6, 0)	9/28/97 Irving Fryar at Vikings (L) 120 (9, 1)
9/7/08	Hank Baskett vs. Rams (W)	102 (2, 1)	9/7/97 Irving Fryar vs. Packers (W) 125 (8, 0)
9/7/08	DeSean Jackson* vs. Rams (W) - first start	106 (6, 0)	8/31/97 Michael Timpson at Giants (L) 125 (9, 0)
9/7/08	Greg Lewis vs. Rams (W)	104 (5, 0)	11/24/96 Irving Fryar at Cardinals (L) 131 (7, 0)
12/2/07	Kevin Curtis vs. Seahawks (L)	111 (6, 1)	11/17/96 Chris T. Jones vs. Redskins (L) 103 (7, 1)
10/28/07	Reggie Brown at Vikings (W)	105 (8, 0)	11/3/96 Irving Fryar at Cowboys (W) 120 (9, 1)
			10/27/96 Irving Fryar vs. Panthers (W) 143 (7, 0)

All-Time 100-Yard Receiving Performances




H. Jackson



Carmichael




Quick




Hawkins

10/20/96	Irving Fryar vs. Dolphins (W)	116 (8, 4)	10/6/85	John Spagnola (TE) at Saints (L)	124 (12, 2)
9/15/96	Chris T. Jones vs. Lions (W)	121 (9, 1)	12/16/84	Mike Quick at Falcons (L)	135 (7, 1)
12/30/95	Fred Barnett vs. Lions (W)	109 (8, 1)	12/2/84	John Spagnola (TE) vs. Cowboys (L)	114 (11, 0)
12/17/95	Calvin Williams vs. Cardinals (W)	105 (7, 1)	11/25/84	Mike Quick at Cardinals (L)	107 (8, 1)
11/12/95	Fred Barnett vs. Broncos (W)	105 (7, 0)	11/4/84	Mike Quick at Lions (T) OT	110 (5, 1)
12/24/94	Calvin Williams at Bengals (L)	122 (6, 0)	10/28/84	Mike Quick vs. Cardinals (L)	170 (6, 1)
11/6/94	Fred Barnett vs. Cardinals (W)	173 (11, 2)	9/2/84	Mike Quick at Giants (L)	147 (8, 1)
10/24/94	Fred Barnett vs. Oilers (W)	187 (5, 1)	12/18/83	Harold Carmichael at Cardinals (L)	102 (5, 0)
10/2/94	Calvin Williams at 49ers (W)	122 (9, 0)	11/27/83	Melvin Hoover at Redskins (L)	128 (4, 0)
9/12/94	Fred Barnett vs. Bears (W)	102 (8, 0)	11/27/83	Mike Quick at Redskins (L)	104 (5, 2)
1/3/94	James Joseph (RB) at 49ers (W) OT	109 (6, 0)	11/6/83	Mike Quick vs. Cowboys (L)	120 (7, 1)
12/19/93	Calvin Williams at Colts (W)	105 (6, 1)	10/2/83	Mike Quick at Falcons (W)	122 (4, 1)
12/12/93	Herschel Walker (RB) vs. Bills (L)	109 (11, 0)	9/25/83	Mike Quick vs. Cardinals (L)	133 (6, 0)
11/28/93	Herschel Walker (RB) at Redskins (W)	103 (10, 0)	9/18/83	Mike Quick at Broncos (W)	152 (6, 1)
9/19/93	Calvin Williams vs. Redskins (W)	181 (8, 3)	9/11/83	Mike Quick vs. Redskins (L)	106 (4, 1)
1/3/93	Fred Barnett at Saints (W)	102 (4, 2)	9/11/83	Harold Carmichael vs. Redskins (L)	108 (9, 0)
12/13/92	Fred Barnett at Seahawks (W) OT	161 (9, 0)	11/28/82	Harold Carmichael at Redskins (L)	109 (6, 1)
9/20/92	Fred Barnett vs. Broncos (W)	102 (5, 1)	9/19/82	Harold Carmichael at Browns (W)	100 (6, 0)
9/20/92	Calvin Williams vs. Broncos (W)	108 (5, 2)	11/8/81	Harold Carmichael at Cardinals (W)	103 (5, 2)
9/13/92	Fred Barnett at Cardinals (W)	193 (8, 2)	11/1/81	Harold Carmichael vs. Cowboys (L)	151 (5, 1)
11/17/91	Fred Barnett vs. Bengals (W)	108 (6, 0)	10/18/81	Harold Carmichael at Vikings (L)	109 (8, 1)
11/10/91	Fred Barnett at Browns (W)	146 (8, 1)	10/18/81	Wilbert Montgomery (RB) at Vikings (L)	143 (10, 1)
9/22/91	Roy Green vs. Steelers (W)	114 (6, 0)	12/14/80	Charles Smith vs. Cardinals (W)	134 (7, 0)
9/15/91	Fred Barnett at Cowboys (W)	111 (7, 1)	11/9/80	Charles Smith at Saints (W)	137 (9, 0)
9/1/91	Keith Byars (RB) at Packers (W)	111 (8, 1)	11/2/80	Charles Smith at Seahawks (W)	109 (5, 1)
1/5/91	Keith Jackson (TE) vs. Redskins (L)	116 (5, 0)	9/28/80	Harold Carmichael at Cardinals (L)	108 (5, 0)
12/16/90	Fred Barnett* vs. Packers (W)	108 (5, 0)	9/7/80	Harold Carmichael vs. Broncos (W)	135 (3, 1)
12/2/90	Fred Barnett* at Bills (L)	112 (2, 1)	12/23/79	Harold Carmichael vs. Bears (W)	111 (6, 2)
11/25/90	Keith Byars (RB) vs. Giants (W)	128 (8, 0)	9/10/79	Harold Carmichael vs. Falcons (L)	127 (9, 0)
10/15/90	Fred Barnett* vs. Vikings (W)	114 (4, 1)	12/24/78	Charlie Smith at Falcons (L)	108 (7, 0)
9/30/90	Keith Byars (RB) vs. Colts (L)	133 (12, 0)	12/3/78	Harold Carmichael at Vikings (L)	115 (4, 2)
12/18/89	Keith Byars (RB) at Saints (L)	109 (6, 0)	11/19/78	Harold Carmichael at Giants (W)	105 (5, 0)
10/2/89	Cris Carter at Bears (L)	113 (8, 0)	10/29/78	Harold Carmichael vs. Cardinals (L)	126 (7, 1)
9/17/89	Keith Byars (RB) at Redskins (W)	130 (8, 0)	10/22/78	Keith Krepfle (TE) at Cowboys (L)	100 (4, 1)
9/17/89	Keith Jackson (TE) at Redskins (W)	126 (12, 3)	10/30/77	Harold Carmichael at Redskins (L)	116 (4, 1)
9/10/89	Mike Quick vs. Seahawks (W)	140 (6, 1)	11/9/75	Charles Smith vs. Cardinals (L)	102 (7, 0)
12/31/88	Keith Byars (RB) at Bears (L)	103 (9, 0)	12/8/74	Charle Young (TE) at Giants (W)	103 (9, 1)
12/31/88	Keith Jackson* (TE) at Bears (L)	142 (7, 0)	11/17/74	Charle Young (TE) vs. Cardinals (L)	101 (7, 0)
10/10/88	Cris Carter vs. Giants (W)	162 (5, 1)	12/16/73	Harold Carmichael at Redskins (L)	111 (4, 0)
9/18/88	Mike Quick at Redskins (L)	105 (4, 1)	12/16/73	Charle Young* (TE) at Redskins (L)	104 (5, 1)
12/20/87	Mike Quick at Jets (W)	148 (6, 2)	12/9/73	Harold Carmichael vs. Jets (W)	146 (5, 1)
11/29/87	Mike Quick at Patriots (W) OT	121 (5, 2)	12/2/73	Charle Young* (TE) at 49ers (L)	112 (6, 1)
10/18/87	Otis Grant at Packers (L) OT	135 (7, 0)	11/18/73	Charle Young* (TE) at Cowboys (L)	113 (4, 1)
10/11/87	Kevin Bowman at Cowboys (L)	123 (5, 1)	11/11/73	Harold Carmichael vs. Falcons (L)	105 (6, 1)
12/7/86	Mike Quick vs. Cardinals (T) OT	127 (5, 0)	11/4/73	Charle Young* (TE) vs. Patriots (W)	108 (8, 2)
11/30/86	Mike Quick at Raiders (W) OT	145 (8, 3)	10/14/73	Harold Carmichael at Cardinals (W)	187 (12, 2)
9/21/86	Kenny Jackson vs. Broncos (L)	127 (5, 1)	9/30/73	Norm Bulaich vs. Redskins (L)	109 (6, 1)
12/1/85	Mike Quick vs. Vikings (L)	127 (8, 1)	9/23/73	Harold Carmichael at Giants (T)	103 (5, 1)
11/10/85	Mike Quick vs. Falcons (W)	145 (3, 1)	12/17/72	Harold Carmichael at Cardinals (L)	100 (5, 1)
11/3/85	Mike Quick at 49ers (L)	146 (6, 1)	11/26/72	Harold Jackson at Giants (L)	152 (5, 1)
10/27/85	Mike Quick vs. Bills (W)	117 (8, 1)	10/2/72	Harold Jackson vs. Giants (L)	138 (9, 0)
10/20/85	Kenny Jackson vs. Cowboys (W)	134 (6, 1)	9/24/72	Harold Jackson vs. Browns (L)	131 (7, 1)
10/13/85	Herman Hunter* (RB) vs. Cardinals (W)	120 (6, 1)	9/17/72	Harold Jackson at Cowboys (L)	161 (9, 0)

All-Time 100-Yard Receiving Performances




Retzlaff



McDonald




Walston




Pihos

12/19/71	Harold Jackson at Giants (W)	145 (7, 1)	10/21/62	Howard Cassady vs. Redskins (L)	133 (8, 2)
12/12/71	Harold Jackson vs. Cardinals (W)	109 (4, 1)	10/14/62	Tommy McDonald at Cowboys (L)	131 (7, 0)
11/28/71	Ben Hawkins vs. Redskins (L)	126 (7, 0)	9/30/62	Tommy McDonald vs. Browns (W)	140 (6, 1)
11/21/71	Harold Jackson at Cardinals (W)	117 (8, 1)	9/23/62	Timmy Brown (RB) vs. Giants (L)	160 (9, 1)
9/19/71	Ben Hawkins at Bengals (L)	118 (7, 2)	9/16/62	Pete Retzlaff (TE) vs. Cardinals (L)	126 (4, 0)
11/1/70	Ben Hawkins at Cowboys (L)	105 (2, 1)	12/17/61	Pete Retzlaff at Lions (W)	105 (9, 1)
10/11/70	Harold Jackson at Giants (L)	194 (7, 2)	12/10/61	Tommy McDonald vs. Giants (L)	237 (7, 2)
12/7/69	Ben Hawkins vs. Redskins (L)	112 (4, 0)	11/26/61	Tommy McDonald vs. Cowboys (W)	131 (5, 3)
11/30/69	Gary Ballman at Saints (L)	119 (4, 1)	11/5/61	Tommy McDonald vs. Bears (W)	109 (6, 1)
11/23/69	Harold Jackson at Cardinals (W)	127 (8, 0)	10/29/61	Tommy McDonald at Redskins (W)	141 (7, 1)
11/9/69	Harold Jackson at Redskins (T)	112 (8, 0)	10/29/61	Pete Retzlaff at Redskins (W)	125 (7, 2)
10/26/69	Harold Jackson vs. Saints (W)	105 (6, 0)	10/1/61	Tommy McDonald vs. Cardinals (L)	187 (11, 0)
10/19/69	Harold Jackson at Cowboys (L)	107 (3, 1)	10/1/61	Bobby Walston vs. Cardinals (L)	127 (2, 0)
10/13/69	Harold Jackson at Colts (L)	138 (8, 1)	12/18/60	Tommy McDonald at Redskins (W)	116 (2, 2)
10/5/69	Gary Ballman vs. Cowboys (L)	108 (5, 0)	12/18/60	Timmy Brown (RB) at Redskins (W)	128 (5, 1)
9/28/69	Ben Hawkins vs. Steelers (W)	145 (7, 4)	12/18/60	Pete Retzlaff at Redskins (W)	110 (5, 1)
11/10/68	Fred Hill (TE) vs. Redskins (L)	114 (9, 0)	12/11/60	Timmy Brown (RB) at Steelers (L)	112 (3, 1)
10/27/68	Ben Hawkins at Steelers (L)	108 (7, 0)	12/4/60	Pete Retzlaff at Cardinals (W)	123 (5, 1)
10/6/68	Ben Hawkins at Redskins (L)	105 (6, 1)	11/20/60	Bobby Walston at Giants (W)	119 (6, 0)
9/29/68	Ben Hawkins vs. Cowboys (L)	103 (6, 0)	11/6/60	Tommy McDonald vs. Steelers (W)	141 (8, 3)
12/3/67	Ben Hawkins at Redskins (T)	151 (5, 2)	10/9/60	Pete Retzlaff vs. Cardinals (W)	132 (7, 2)
10/22/67	Ben Hawkins at Cardinals (L)	197 (6, 1)	12/6/59	Tommy McDonald at Redskins (W)	153 (9, 3)
10/15/67	Ben Hawkins vs. 49ers (L)	150 (6, 1)	11/15/59	Pete Retzlaff vs. Cardinals (W)	137 (5, 1)
10/1/67	Ben Hawkins vs. Steelers (W)	187 (8, 2)	10/25/59	Tommy McDonald at Cardinals (W)	122 (3, 2)
9/17/67	Gary Ballman vs. Redskins (W)	105 (4, 2)	10/4/59	Tommy McDonald vs. Giants (W)	133 (6, 3)
9/17/67	Ben Hawkins vs. Redskins (W)	100 (5, 0)	12/14/58	Tommy McDonald at Redskins (L)	148 (4, 0)
9/25/66	Pete Retzlaff (TE) vs. Giants (W)	120 (5, 1)	11/16/58	Bill Barnes (RB) vs. Cardinals (W)	109 (7, 0)
12/5/65	Ray Poage vs. Cowboys (L)	142 (5, 1)	10/26/58	Pete Retzlaff at Packers (L)	121 (6, 0)
12/5/65	Pete Retzlaff (TE) vs. Cowboys (L)	118 (6, 0)	10/14/56	Bobby Walston at Steelers (W)	108 (4, 1)
11/28/65	Pete Retzlaff (TE) at Cardinals (W)	148 (9, 3)	9/30/56	Bobby Walston at Rams (L)	115 (5, 0)
11/14/65	Pete Retzlaff (TE) vs. Redskins (W)	204 (7, 0)	12/11/55	Pete Pihos at Bears (L)	114 (11, 0)
11/7/65	Pete Retzlaff (TE) at Browns (L)	151 (7, 3)	12/4/55	Pete Pihos vs. Cardinals (W)	127 (10, 1)
10/17/65	Pete Retzlaff (TE) at Giants (L)	133 (6, 1)	11/27/55	Pete Pihos vs. Rams (L)	103 (6, 1)
9/26/65	Timmy Brown (RB) vs. Giants (L)	106 (8, 0)	11/13/55	Bill Stribling vs. Browns (W)	123 (6, 2)
9/19/65	Timmy Brown (RB) vs. Cardinals (W)	129 (7, 1)	11/6/55	Pete Pihos at Redskins (L)	119 (8, 1)
12/13/64	Pete Retzlaff (TE) at Cardinals (L)	106 (6, 1)	12/12/54	Pete Pihos vs. Giants (W)	119 (8, 1)
11/29/64	Pete Retzlaff (TE) at Browns (L)	100 (5, 1)	11/28/54	Jerry Williams (RB) vs. Redskins (W)	163 (6, 1)
11/8/64	Pete Retzlaff (TE) at Rams (L)	105 (6, 0)	11/7/54	Dom Moselle (RB) vs. Cardinals (W)	100 (7, 1)
10/25/64	Bill Mack at Steelers (W)	104 (3, 1)	10/23/54	Pete Pihos at Steelers (L)	111 (7, 1)
10/4/64	Timmy Brown (RB) vs. Steelers (W)	110 (2, 2)	10/17/54	Pete Pihos at Redskins (W)	132 (9, 3)
	Brown also 16-116-OTDs rushing		10/3/54	Jerry Williams (RB) at Cardinals (W)	166 (5, 1)
9/20/64	Pete Retzlaff (TE) vs. 49ers (L)	121 (8, 1)	10/3/54	Bobby Walston at Cardinals (W)	110 (5, 3)
9/13/64	Pete Retzlaff (TE) vs. Giants (W)	139 (6, 1)	11/21/53	Pete Pihos vs. Cardinals (W)	113 (7, 0)
10/13/63	Tommy McDonald at Redskins (W)	139 (8, 2)	11/15/53	Pete Pihos vs. Colts (W)	118 (7, 1)
10/6/63	Pete Retzlaff (TE) vs. Cowboys (W)	107 (4, 0)	11/15/53	Bobby Walston vs. Colts (W)	110 (7, 0)
9/15/63	Tommy McDonald vs. Steelers (T)	179 (7, 2)	11/8/53	Bobby Walston vs. Giants (W)	176 (8, 2)
12/16/62	Tommy McDonald at Cardinals (L)	162 (4, 3)	11/8/53	Pete Pihos vs. Giants (W)	145 (7, 2)
12/16/62	Timmy Brown (RB) at Cardinals (L)	199 (5, 2)	10/25/53	Pete Pihos at Cardinals (W)	156 (8, 1)
12/9/62	Pete Retzlaff (TE) vs. Steelers (L)	122 (7, 2)	10/10/53	Bobby Walston at Browns (L)	110 (4, 0)
12/2/62	Pete Retzlaff (TE) at Redskins (W)	135 (8, 1)	12/7/52	Bud Grant vs. Dallas Texans (W)	203 (11, 2)
11/25/62	Tommy McDonald vs. Cowboys (W)	108 (3, 1)	11/30/52	Bud Grant at Cardinals (L)	186 (8, 1)
11/25/62	Pete Retzlaff (TE) vs. Cowboys (W)	113 (4, 0)	11/23/52	Bobby Walston at Browns (W)	121 (4, 1)
10/28/62	Timmy Brown (RB) at Vikings (L)	174 (5, 1)	10/12/52	Bud Grant vs. Steelers (W)	111 (5, 1)

All-Time 100-Yard Receiving Performances



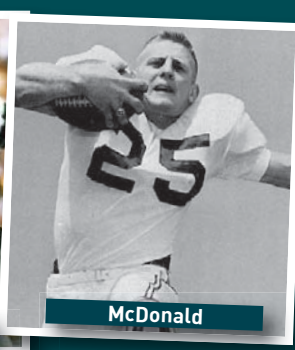
Carmichael



Retzlaff



Quick



McDonald

9/28/52	Bud Grant at Steelers (W)	135 (4, 1)
10/21/51	Bobby Walston* at Giants (L)	118 (6, 2)
10/22/50	Jack Ferrante at Steelers (W)	118 (5, 0)
10/15/50	Jack Ferrante at Colts (W)	103 (6, 0)
10/7/50	Jack Ferrante vs. Rams (W)	101 (4, 2)
11/13/49	Clyde Scott* (RB) at Redskins (W)	127 (4, 1)
12/12/48	Jack Ferrante vs. Lions (W)	184 (7, 3)
11/28/48	Pete Pihos vs. Steelers (W)	112 (7, 1)
11/7/48	Pete Pihos at Giants (W)	128 (5, 2)
12/14/47	Pete Pihos* vs. Packers (W)	108 (4, 1)
11/11/45	Jack Ferrante vs. Giants (W)	135 (5, 2)
10/28/45	Jack Ferrante vs. Browns (W)	101 (5, 1)
12/5/43	Tony Bova vs. Packers (L)	106 (3, 2)
11/1/42	Fred Meyer* at Redskins (L)	119 (4, 0)
12/1/40	Don Looney* at Redskins (L)	180 (14, 0)
10/26/40	Lester McDonald vs. Brook. Dodg. (L)	102 (6, 0)
9/22/40	Don Looney* at Rams (L)	129 (8, 2)
9/15/40	Don Looney* at Packers (L)	115 (8, 1)
11/19/39	Herschel Ramsey at Bears (L)	131 (8, 1)
9/11/38	Joe Carter vs. Redskins (L)	116 (6, 2)
11/14/37	Joe Carter at Packers (L)	139 (6, 1)

* - denotes rookie

Green - denotes playoff game

MOST 100-YARD RECEIVING GAMES, Career

1.	Pete Retzlaff	23
2.	Harold Carmichael	21
	Mike Quick	21
4.	DeSean Jackson	20
5.	Tommy McDonald	17
6.	Fred Barnett	15
7.	Pete Pihos	14
8t.	Ben Hawkins, Harold Jackson	13
10.	Terrell Owens	12

*includes playoff games

MOST 150-YARD RECEIVING GAMES, Career

1.	DeSean Jackson	7
2.	Tommy McDonald	5
3.	Ben Hawkins	4
	Fred Barnett	4

MOST 200-YARD RECEIVING GAMES, Career

1.	DeSean Jackson	1
	Kevin Curtis	1
	Pete Retzlaff	1
	Tommy McDonald	1
	Bud Grant	1

MOST 100-YARD RECEIVING GAMES, Season

1.	Terrell Owens (2004)	7
2.	Irving Fryar (1997)	6
	Mike Quick (1983)	6
4.	(nine times) last by DeSean Jackson (2013)	5

*regular season only

All-Time Multi-Sack Performances



Douglas



Cole



Fuller



Simon

<u>Date</u>	<u>Player/Opponent/Result</u>	<u>Sacks</u>			
12/22/13	Trent Cole vs. Bears (W)	3.0	9/12/05	Darwin Walker at Falcons (L)	1.5
12/22/13	Mychal Kendricks vs. Bears (W)	2.0	1/23/05	Derrick Burgess vs. Falcons (W)	2.0
12/1/13	Brandon Graham vs. Cardinals (W)	2.0	12/5/04	Corey Simon vs. Packers (W)	2.0
12/1/13	Trent Cole vs. Cardinals (W)	2.0	12/5/04	Darwin Walker vs. Packers (W)	2.0
11/17/13	Trent Cole vs. Redskins (W)	2.0	11/28/04	Corey Simon at Giants (W)	2.0
12/13/12	Brandon Graham vs. Bengals (L)	2.5	11/7/04	Sam Rayburn at Steelers (L)	2.0
12/13/12	Fletcher Cox* vs. Bengals (L)	1.5	10/31/04	Jevon Kearse vs. Ravens (W)	2.0
12/2/12	Brandon Graham at Cowboys (L)	1.5	9/26/04	Jevon Kearse at Lions (W)	3.0
9/23/12	Jason Babin at Cardinals (L)	1.5	11/16/03	Darwin Walker vs. Giants (W)	1.5
12/18/11	Jason Babin vs. Jets (W)	3.0	12/21/02	N.D. Kalu at Cowboys (W)	2.0
12/11/11	Jason Babin at Dolphins (W)	3.0	12/8/02	Brandon Whiting at Seahawks (W)	2.0
12/11/11	Trent Cole at Dolphins (W)	3.0	12/1/02	N.D. Kalu vs. Rams (W)	3.0
12/1/11	Jason Babin at Seahawks (L)	2.0	12/1/02	Hugh Douglas vs. Rams (W)	2.0
10/30/11	Jason Babin vs. Cowboys (W)	2.0	11/3/02	Hugh Douglas at Bears (W)	2.0
10/2/11	Jason Babin vs. 49ers (L)	3.0	10/20/02	Carlos Emmons vs. Buccaneers (W)	2.0
9/18/11	Cullen Jenkins at Falcons (L)	2.0	12/9/01	Derrick Burgess at Chargers (W)	2.0
9/11/11	Jason Babin at Rams (W)	2.0	11/29/01	Corey Simon at Chiefs (W)	2.0
11/28/10	Trent Cole at Bears (L)	2.0	11/25/01	Corey Simon vs. Redskins (L)	2.0
10/17/10	Trent Cole vs. Falcons (W)	2.0	11/18/01	Troy Vincent at Cowboys (W)	1.5
9/26/10	Trent Cole at Jaguars (W)	2.0	11/11/01	Hugh Douglas vs. Vikings (W)	2.5
9/26/10	Trevor Laws at Jaguars (W)	2.0	11/4/01	Hugh Douglas vs. Cardinals (W)	2.0
9/12/10	Juqua Parker vs. Packers (L)	2.0	9/23/01	Brandon Whiting at Seahawks (W)	2.0
12/20/09	Trent Cole vs. 49ers (W)	2.0	12/31/00	Hugh Douglas vs. Buccaneers (W)	2.0
12/13/09	Darren Howard at Giants (W)	2.0	11/19/00	Brian Dawkins vs. Cardinals (W)	2.0
10/26/09	Trent Cole at Redskins (W)	2.0	11/19/00	Jeremiah Trotter vs. Cardinals (W)	2.0
9/13/09	Darren Howard at Panthers (W)	2.0	11/19/00	Corey Simon vs. Cardinals (W)	1.5
12/28/08	Chris Clemons vs. Cowboys (W)	2.0	11/5/00	Brandon Whiting vs. Cowboys (W)	1.5
11/16/08	Trent Cole at Bengals (T)	2.0	10/22/00	Hugh Douglas vs. Bears (W)	1.5
11/16/08	Darren Howard at Bengals (T)	2.0	10/8/00	Hugh Douglas vs. Redskins (L)	2.0
11/2/08	Darren Howard at Seahawks (W)	1.5	9/24/00	Corey Simon at Saints (W)	2.0
9/21/08	Juqua Parker vs. Steelers (W)	2.5	9/17/00	Hugh Douglas at Packers (L)	2.5
9/21/08	Darren Howard vs. Steelers (W)	2.0	9/3/00	Hugh Douglas at Cowboys (W)	2.0
9/21/08	Omar Gaither vs. Steelers (W)	1.5	1/2/00	Tyrone Williams vs. Rams (W)	2.0
12/9/07	Trent Cole vs. Giants (L)	2.0	12/19/99	Mike Mamula vs. Patriots (W)	3.0
10/28/07	Trent Cole at Vikings (W)	2.0	10/31/99	Greg Jefferson vs. Giants (L)	1.5
9/23/07	Trent Cole vs. Lions (W)	3.5	11/22/98	Bill Johnson at Giants (L)	1.5
9/23/07	Brodrick Bunkley vs. Lions (W)	2.0	11/15/98	Hugh Douglas at Redskins (L)	1.5
9/23/07	Juqua Parker vs. Lions (W)	2.0	11/8/98	Hugh Douglas vs. Lions (W)	2.5
9/9/07	Trent Cole at Packers (L)	1.5	10/18/98	Hugh Douglas at Chargers (L)	4.5
1/13/07	Darwin Walker at Saints (L)	2.0	10/11/98	Hollis Thomas vs. Redskins (W)	2.0
12/31/06	Matt McCoy vs. Falcons (W)	2.0	10/11/98	Hugh Douglas vs. Redskins (W)	1.5
12/31/06	Juqua Parker vs. Falcons (W)	2.0	10/11/98	Al Wallace vs. Redskins (W)	1.5
11/19/06	Trent Cole vs. Titans (L)	1.5	12/14/97	Greg Jefferson at Falcons (L)	2.0
10/8/06	Darwin Walker vs. Cowboys (W)	3.0	11/2/97	Hollis Thomas at Cardinals (L)	1.5
10/8/06	Darren Howard vs. Cowboys (W)	2.0	10/26/97	Rhett Hall vs. Cowboys (W)	3.5
9/17/06	Jevon Kearse vs. Giants (L)	2.5	10/26/97	William Thomas vs. Cowboys (W)	2.0
9/17/06	Trent Cole vs. Giants (L)	2.0	9/15/97	Bobby Taylor at Cowboys (L)	2.0
9/17/06	Mike Patterson vs. Giants (L)	1.5	12/22/96	William Fuller vs. Cardinals (W)	3.0
9/10/06	Trent Cole at Texans (W)	2.0	12/1/96	William Fuller vs. Giants (W)	2.0
11/20/05	Jevon Kearse at Giants (L)	2.5	11/24/96	William Thomas at Cardinals (L)	2.0
11/20/05	Trent Cole* at Giants (L)	2.0	10/13/96	Mike Mamula at Giants (W)	2.5
11/14/05	Trent Cole* vs. Cowboys (L)	2.0	10/13/96	William Fuller at Giants (W)	2.0
9/12/05	Brian Dawkins at Falcons (L)	1.5	10/13/96	Rhett Hall at Giants (W)	1.5
			10/13/96	William Thomas at Giants (W)	1.5

All-Time Multi-Sack Performances



Harmon



White




J. Brown




Simmons

9/22/96	William Fuller at Falcons (W)	2.0	12/16/90	Clyde Simmons vs. Packers (W)	1.5
9/1/96	Mike Mamula at Redskins (W)	2.0	12/16/90	Reggie White vs. Packers (W)	1.5
12/17/95	William Fuller vs. Cardinals (L)	2.0	11/18/90	Clyde Simmons at Falcons (W)	2.0
12/10/95	William Fuller vs. Cowboys (W)	1.5	11/12/90	Reggie White vs. Redskins (W)	2.0
12/3/95	William Fuller at Seahawks (L)	2.0	11/4/90	Seth Joyner vs. Patriots (W)	2.0
12/3/95	Kevin Johnson at Seahawks (L)	2.0	10/15/90	Jessie Small vs. Vikings (W)	2.0
11/19/95	Mike Mamula vs. Giants (W)	3.0	9/30/90	Reggie White vs. Colts (L)	3.0
11/19/95	Andy Harmon vs. Giants (W)	2.0	9/16/90	Mike Pitts vs. Phoenix Cardinals (L)	2.0
10/29/95	William Fuller vs. Rams (W)	2.0	9/16/90	Reggie White vs. Phoenix Cardinals (L)	2.0
10/29/95	Andy Harmon vs. Rams (W)	2.0	12/18/89	Jerome Brown at Saints (L)	2.0
10/15/95	Andy Harmon at Giants (W)	2.0	10/29/89	Clyde Simmons at Broncos (W)	3.5
10/15/95	Kevin Johnson at Giants (W)	2.0	10/29/89	Reggie White at Broncos (W)	1.5
10/8/95	Andy Harmon vs. Redskins (W)	3.0	10/22/89	Seth Joyner vs. LA Raiders (W)	2.0
10/1/95	Mike Mamula at Saints (W)	2.0	10/15/89	Jerome Brown at Phoenix Cardinals (W)	2.5
12/18/94	Mike Flores vs. Giants (L)	2.0	10/8/89	Reggie White vs. Giants (W)	2.0
12/4/94	William Fuller at Cowboys (L)	1.5	9/24/89	Reggie White vs. 49ers (L)	2.5
11/6/94	Andy Harmon vs. Cardinals (W)	2.0	9/24/89	Mike Pitts vs. 49ers (L)	2.0
10/24/94	William Thomas vs. Oilers (W)	2.0	9/24/89	Clyde Simmons vs. 49ers (L)	2.0
9/18/94	Bill Romanowski vs. Packers (W)	1.5	9/17/89	Jerome Brown at Redskins (W)	2.0
9/12/94	William Fuller vs. Bears (W)	2.0	9/10/89	Clyde Simmons vs. Seahawks (W)	2.0
1/3/94	Andy Harmon vs. 49ers (W)	3.0	12/18/88	Reggie White at Cowboys (W)	2.0
12/26/93	Clyde Simmons vs. Saints (W)	2.0	12/10/88	Reggie White at Phoenix Cardinals (W)	2.0
12/6/93	Andy Harmon at Cowboys (L)	2.5	11/27/88	Clyde Simmons vs. Phoenix Cardinals (W)	2.5
11/28/93	Mike Flores at Redskins (W)	2.0	11/6/88	Reggie White vs. LA Rams (W)	2.0
10/31/93	Andy Harmon vs. Cowboys (L)	2.0	10/30/88	Reggie White vs. Falcons (L)	2.0
9/19/93	Clyde Simmons vs. Redskins (W)	2.0	10/10/88	Reggie White vs. Giants (W)	2.5
12/27/92	Clyde Simmons vs. Giants (W)	1.5	10/2/88	Clyde Simmons vs. Oilers (W)	2.0
12/13/92	Clyde Simmons at Seahawks (W)	2.0	9/25/88	Reggie White at Vikings (L)	4.0
12/13/92	Reggie White at Seahawks (W)	2.0	12/27/87	Reggie White vs. Bills (W)	2.0
12/6/92	Andy Harmon vs. Vikings (W)	2.5	12/20/87	Reggie White at Jets (W)	2.0
11/29/92	Mike Pitts at 49ers (L)	2.0	12/6/87	Reggie White at Giants (L)	2.0
11/22/92	Reggie White at Giants (W)	3.5	11/29/87	Mike Pitts at Patriots (W)	2.0
11/22/92	Clyde Simmons at Giants (W)	3.0	11/29/87	Reggie White at Patriots (W)	2.0
11/8/92	Clyde Simmons vs. LA Raiders (W)	1.5	11/22/87	Reggie White vs. St. Louis Rams (L)	2.0
11/8/92	Reggie White vs. LA Raiders (W)	1.5	11/15/87	Reggie White vs. Giants (L)	3.0
10/11/92	Clyde Simmons at Chiefs (L)	2.0	11/1/87	Jerome Brown at St. Louis Rams (W)	2.0
10/5/92	Reggie White vs. Cowboys (W)	2.0	11/1/87	Reggie White at St. Louis Rams (W)	2.0
9/20/92	Clyde Simmons vs. Broncos (W)	1.5	10/25/87	Reggie White vs. Cowboys (W)	2.5
9/13/92	Clyde Simmons at Phoenix Cardinals (W)	3.0	10/18/87	Fred Smalls at Packers (L)	2.5
12/22/91	Reggie White vs. Redskins (W)	2.0	10/18/87	Ray Phillips at Packers (L)	1.5
12/8/91	Clyde Simmons at Giants (W)	2.0	9/20/87	Clyde Simmons vs. Saints (W)	1.5
12/2/91	Seth Joyner at Oilers (W)	2.0	9/20/87	Reggie White vs. Saints (W)	1.5
11/17/91	Clyde Simmons vs. Bengals (W)	2.0	12/14/86	Reggie White at Cowboys (W)	3.0
11/17/91	Reggie White vs. Bengals (W)	2.0	12/7/86	Reggie White vs. St. Louis Rams (T)	2.0
11/4/91	Clyde Simmons vs. Giants (W)	1.5	11/30/86	Reggie White at LA Raiders (W)	4.0
11/4/91	Reggie White vs. Giants (W)	1.5	11/23/86	Ken Clarke at Seahawks (L)	2.0
10/6/91	Wes Hopkins at Buccaneers (L)	2.0	11/9/86	Greg Brown vs. Giants (L)	2.0
9/22/91	Clyde Simmons vs. Steelers (W)	2.0	11/2/86	Reggie White at St. Louis Rams (L)	4.0
9/15/91	Clyde Simmons at Cowboys (W)	4.5	10/5/86	Garry Cobb at Falcons (W)	4.0
9/15/91	Jerome Brown at Cowboys (W)	2.5	9/7/86	Ken Clarke at Redskins (L)	2.0
9/15/91	Mike Golic at Cowboys (W)	2.0	12/22/85	Garry Cobb at Vikings (W)	2.0
9/1/91	Reggie White at Packers (W)	3.0	12/22/85	Reggie White at Vikings (W)	2.0
12/29/90	Seth Joyner at Phoenix Cardinals (W)	2.0	12/22/85	Reggie Wilkes at Vikings (W)	2.0


All-Time Multi-Sack Performances



Harrison



Brown




Clarke



Hairston

12/8/85	Ray Ellis vs. Redskins (L)	2.0
11/17/85	Reggie White at St. Louis Rams (W)	3.0
11/10/85	Ken Clarke vs. Falcons (W)	2.0
11/10/85	Reggie White vs. Falcons (W)	2.0
10/13/85	Greg Brown vs. St. Louis Rams (W)	3.0
10/6/85	Greg Brown at Saints (L)	1.5
10/6/85	Ken Clarke at Saints (L)	1.5
9/29/85	Reggie White vs. Giants (L)	2.5
9/29/85	Ken Clarke vs. Giants (L)	1.5
12/16/84	Greg Brown at Falcons (L)	4.0
12/16/84	Ken Clarke at Falcons (L)	2.0
12/16/84	Byron Darby at Falcons (L)	2.0
12/9/84	Byron Darby vs. Patriots (W)	1.5
12/9/84	Dennis Harrison vs. Patriots (W)	1.5
12/2/84	Greg Brown vs. Cowboys (L)	1.5
11/25/84	Dennis Harrison at St. Louis Rams (L)	1.5
11/4/84	Ken Clarke at Lions (T)	3.0
10/21/84	Dennis Harrison vs. Giants (W)	2.0
10/21/84	Greg Brown vs. Giants (W)	1.5
10/14/84	Ken Clarke vs. Colts (W)	2.0
10/14/84	Dennis Harrison vs. Colts (W)	2.0
9/30/84	Greg Brown at Redskins (L)	2.0
12/18/83	Greg Brown at St. Louis Rams (L)	2.5
11/20/83	Greg Brown vs. Giants (L)	2.0
11/13/83	Dennis Harrison at Bears (L)	3.0
10/9/83	Dennis Harrison at Giants (W)	2.0
10/2/83	Dennis Harrison at Falcons (W)	3.0
9/25/83	Carl Hairston at St. Louis Rams (L)	2.0
9/25/83	Joel Williams at St. Louis Rams (L)	1.5
12/26/82	Greg Brown at Cowboys (W)	2.0
12/26/82	Dennis Harrison at Cowboys (W)	1.5
12/19/82	Carl Hairston vs. Oilers (W)	2.0
12/11/82	Dennis Harrison at Giants (L)	2.0
12/5/82	Dennis Harrison vs. St. Louis Rams (L)	2.0
11/28/82	Dennis Harrison at Redskins (L)	2.0

Multi-Interception Performances Since 1960



Edwards



Allen



Samuel



Bradley

<u>Date</u>	<u>Player/Opponent/Result</u>	<u>INTs</u>			
9/9/12	Dominique Rodgers-Cromartie at Browns (W)	2	11/4/79	Herman Edwards vs. Browns (L)	2
9/9/12	Kurt Coleman at Browns (W)	2	10/14/79	Randy Logan at St. Louis Rams (W)	2
10/16/11	Kurt Coleman at Redskins (W)	3	12/17/78	Herman Edwards vs. Giants (W)	2
11/21/10	Asante Samuel vs. Giants (W)	2	9/17/78	Deac Sanders at Saints (W)	2
11/15/10	Dimitri Patterson at Redskins (W)	2	12/4/77	Randy Logan at Cowboys (L)	2
11/7/10	Asante Samuel vs. Colts (W)	2	11/6/77	Deac Sanders vs. Saints (W)	2
11/29/09	Asante Samuel vs. Redskins (W)	2	10/9/77	Deac Sanders at Giants (W)	2
10/11/09	Asante Samuel vs. Buccaneers (W)	2	12/21/75	Frank LeMaster at Redskins (W)	2
9/13/09	Sheldon Brown at Panthers (W)	2	12/21/75	Artimus Parker at Redskins (W)	2
10/8/06	Lito Sheppard vs. Cowboys (W)	2	11/30/75	Bill Bergey vs. 49ers (W)	2
10/2/05	Sheldon Brown at Chiefs (W)	2	10/5/75	Bill Bradley vs. Redskins (W)	2
10/17/04	Lito Sheppard vs. Panthers (W)	2	11/5/72	Bill Bradley vs. St. Louis Rams (T)	2
12/8/02	Bobby Taylor at Seahawks (W)	2	10/8/72	Bill Bradley at Redskins (L)	2
1/12/02	Damon Moore vs. Buccaneers (W)	2	12/12/71	Leroy Keyes vs. St. Louis Rams (W)	2
12/16/01	Brian Dawkins at Redskins (W)	2	11/21/71	Bill Bradley at St. Louis Rams (W)	2
9/24/00	Troy Vincent at Saints (W)	2	11/7/71	Bill Bradley at Redskins (T)	2
12/19/99	Troy Vincent vs. Patriots (W)	2	10/31/71	Bill Bradley vs. Broncos (W)	2
12/14/96	Michael Zordich at Jets (W)	2	9/26/71	Bill Bradley vs. Cowboys (L)	2
9/22/96	William Thomas at Falcons (W)	2	11/8/70	Adrian Young vs. Dolphins (W)	2
12/17/95	William Thomas vs. Cardinals (W)	2	12/21/69	Joe Scarpati at 49ers (L)	2
10/15/95	William Thomas at Giants (W)	2	10/13/69	Nate Ramsey at Baltimore Colts (L)	2
12/26/93	Eric Allen vs. Saints (W)	2	11/17/68	Al Nelson at Giants (L)	2
10/17/93	Mark McMillian at Giants (L)	2	10/29/67	Ron Medved vs. Cowboys (W)	2
1/3/93	Eric Allen at Saints (W)	2	10/23/66	Joe Scarpati at Giants (W)	3
11/8/92	Eric Allen vs. LA Raiders (W)	2	9/18/66	Joe Scarpati vs. Falcons (W)	2
11/17/91	Wes Hopkins vs. Bengals (W)	2	12/12/65	Jim Nettles at Steelers (W)	3
9/15/91	Rich Miano at Cowboys (W)	2	12/12/65	Joe Scarpati at Steelers (W)	2
12/23/90	Eric Allen vs. Cowboys (W)	2	11/28/65	Nate Ramsey at St. Louis Rams (W)	3
12/18/88	Wes Hopkins at Cowboys (W)	2	11/28/65	Al Nelson at St. Louis Rams (W)	2
11/20/88	Terry Hoage at Giants (W)	2	12/13/64	Nate Ramsey at St. Louis Rams (L)	2
9/4/88	Terry Hoage at Buccaneers (W)	2	12/1/63	Dave Lloyd at Steelers (T)	2
9/20/87	Elbert Foules vs. Saints (W)	2	10/13/63	Don Burroughs at Redskins (W)	2
12/21/86	Roynell Young vs. Redskins (L)	2	12/9/62	Ben Scotti vs. Steelers (L)	2
9/14/86	Andre Waters at Bears (L)	2	10/6/62	Don Burroughs at Steelers (L)	2
10/20/85	Wes Hopkins vs. Cowboys (W)	2	12/3/61	Don Burroughs at Steelers (W)	3
12/2/84	Wes Hopkins vs. Cowboys (L)	2	12/3/61	Chuck Bednarik at Steelers (W)	2
12/19/82	Roynell Young vs. Oilers (W)	2	11/27/60	Don Burroughs vs. Giants (W)	2
12/20/81	Herman Edwards vs. St. Louis Rams (W)	2	10/16/60	Gene Johnson vs. Lions (W)	2
9/17/81	Brenard Wilson at Bills (W)	2	10/9/60	Don Burroughs vs. St. Louis Rams (W)	2
1/3/81	Herman Edwards vs. Vikings (W)	2	9/30/60	Chuck Weber at Cowboys (W)	3
1/3/81	Roynell Young vs. Vikings (W)	2			
9/22/80	Herman Edwards vs. Giants (W)	2			

* - denotes rookie

Green - denotes playoff game


All-Time Interception Returns for TDs



Sheppard



Allen



Bednarik



Vincent

<u>Date</u>	<u>Player/Opponent/Result</u>	<u>Yards</u>	
12/22/13	Brandon Boykin vs. Bears (W)	54	10/27/85 Wes Hopkins vs. Bills (W) 24
11/13/11	Asante Samuel vs. Cardinals (L)	20	9/29/85 Herman Edwards vs. Giants (L) 3
11/15/10	Dimitri Patterson at Redskins (W)	40	12/19/82 Richard Blackmore vs. Oilers (W) 20
12/6/09	Sheldon Brown at Falcons (W)	83	12/17/78 Frank LeMaster vs. Oilers (W) 9
10/26/09	Will Witherspoon at Redskins (W)	9	10/15/78 John Sanders vs. Washington (W) 19
1/4/09	Asante Samuel at Vikings (W)	44	12/21/75 Frank LeMaster at Redskins (W) 89
12/15/08	Asante Samuel vs. Browns (W)	50	12/21/75 Joe Lavender at Redskins (W) 36
10/12/08	Juqua Parker at 49ers (W)	55	9/29/74 Joe Lavender vs. Baltimore Colts (W) 37
12/17/06	Trent Cole at Giants (W)	19	12/9/73 John Outlaw vs. Jets (W) 45
12/10/06	Michael Lewis at Redskins (W)	84	12/19/71 Al Nelson at Giants (W) 19
11/12/06	Sheldon Brown vs. Redskins (W)	70	10/19/69 Bill Bradley* at Cowboys (L) 56
10/8/06	Lito Sheppard vs. Cowboys (W)	102	10/13/69 Nate Ramsey at Baltimore Colts (L) 26
10/2/05	Sheldon Brown at Chiefs (W)	40	9/21/69 Joe Scarpati vs. Browns (L) 34
11/15/04	Lito Sheppard at Cowboys (W)	101	12/10/67 Joe Scarpati at Cowboys (L) 67
10/17/04	Lito Sheppard vs. Panthers (W)	64	10/8/67 Don Hultz at Falcons (W) 16
10/5/03	ND Kalu vs. Redskins (W)	15	11/20/66 Jim Nettles at 49ers (W) 34
1/11/03	Bobby Taylor vs. Falcons (W)	39	12/12/65 Jim Nettles* at Steelers (W) 56
12/21/02	Shawn Barber at Cowboys (W)	80	12/12/65 George Tarasovic at Steelers (W) 40
12/1/02	Bobby Taylor vs Rams (W)	23	12/12/65 Maxie Baughan at Steelers (W) 33
1/12/02	Damon Moore vs. Buccaneers (W)	59	12/6/64 Joe Scarpati* vs. Cowboys (W) 24
11/18/01	Jeremiah Trotter at Cowboys (W)	50	10/25/64 Irv Cross at Steelers (W) 94
11/18/01	William Hampton at Cowboys (W)	33	11/10/63 Lee Roy Caffey* at Giants (L) 87
11/19/00	Mike Caldwell vs. Cardinals (W)	26	10/13/57 Jimmy Harris* at Browns (L) 65
9/3/00	Jeremiah Trotter at Cowboys (W)	27	10/5/57 Jerry Norton vs. Giants (L) 99
1/2/00	Mike Mamula vs. Rams (W)	41	10/14/56 Eddie Bell at Steelers (W) 28
1/2/00	Al Harris vs. Rams (W)	17	11/13/55 Bibbles Bawel vs. Browns (W) 40
11/21/99	Brandon Whiting vs. Colts (L)	22	10/15/55 Bibbles Bawel at Steelers (L) 42
10/24/99	Brian Dawkins at Dolphins (L)	67	12/12/54 Jerry Norton* vs. Giants (W) 69
10/3/99	Bobby Taylor at Giants (L)	18	11/15/53 Chuck Bednarik vs. Baltimore Colts (W) 26
12/7/97	Brian Dawkins vs. Giants (L)	64	12/14/52 Mike Jarmoluk at Redskins (L) 45
11/3/96	Troy Vincent at Cowboys (W)	90 (lateral)	12/7/52 Vic Sears vs. Dallas Texans (W) 9
12/30/95	William Thomas vs. Lions (W)	30	11/2/52 Russ Craft at Packers (L) 32
12/30/95	Barry Wilburn vs. Lions (W)	24	10/29/50 Joe Muha vs. Redskins (W) 19
9/10/95	William Thomas at Cardinals (W)	37	10/22/50 Norm Willey* at Steelers (W) 41
12/24/94	Mike Zordich at Bengals (L)	18	9/24/50 Frank Reagan at Chicago Cardinals (W) 46 (lateral)
10/30/94	Greg Jackson at Redskins (W)	55	12/4/49 Joe Muha at Giants (W) 28
12/26/93	Eric Allen vs. Saints (W)	33	11/20/49 Pat McHugh vs. NY Bulldogs (W) 21
12/26/93	Eric Allen vs. Saints (W)	25	11/10/46 Gil Steinke at Giants (L) 52
10/3/93	Eric Allen at Jets (W)	94	12/3/44 Vic Linskog* vs. Brooklyn Tigers (W) 65
9/19/93	Eric Allen vs. Redskins (W)	29	11/26/44 Tom Miller vs. Bears (L) 35
1/3/93	Eric Allen at Saints (W)	18	11/19/44 Jack Hinkle at Redskins (W) 50
12/6/92	Seth Joyner vs. Vikings (W)	24	11/7/43 Larry Cabrelli vs. Redskins (T) 24
11/22/92	Seth Joyner at Giants (W)	43	10/31/43 Ben Kish vs. Chicago Cardinals (W) 86
12/22/91	Otis Smith vs. Washington (W)	74	9/16/38 Jay Arnold at Pittsburgh Pirates (W) 22
12/23/90	Eric Allen vs. Cowboys (W)	35	10/10/37 Maurice Harper* at Redskins (W) 20
11/25/90	Byron Evans vs. Giants (W)	23	11/6/34 Swede Hanson vs. Cincinnati Reds (W) N/A
11/12/90	William Frizzell vs. Redskins (W)	30	11/26/33 Lee Woodruff vs. Cincinnati Reds (W) 55
12/3/89	Clyde Simmons at Giants (W)	60	
9/10/89	Eric Everett vs. Seahawks (W)	30	


* - denotes rookie

Green - denotes playoff game

All-Time Fumble Recoveries for TDs



Patterson



Edwards



Dawkins



Parker

<u>Date</u>	<u>Player/Opponent/Result</u>	<u>Yards</u>			
10/27/13	Najee Goode vs. Giants (L)	2	11/16/80	Jerry Robinson at Redskins (W)	59
12/18/11	Juqua Parker vs. Jets (W)	47	11/19/78	Herman Edwards at Giants (W)	26
11/7/11	Brian Rolle vs. Bears (L)	22	12/1/74	Will Wynn vs. Packers (W)	87
9/11/11	Juqua Parker at Rams (W)	56	10/6/74	Bill Dunstan at Chargers (W)	46
10/10/10	Quintin Mikell at 49ers (W)	52	9/23/74	Joe Lavender vs. Cowboys (W)	96
12/13/09	Sheldon Brown at Giants (W)	60	11/4/73	Will Wynn* vs. Patriots (W)	24
9/13/09	Victor Abiamiri at Panthers (W)	2	11/21/71	Steve Smith at St. Louis Cardinals (W)	5
12/28/08	Joselio Hanson vs. Cowboys (W)	96	11/21/71	Ben Hawkins at St. Louis Cardinals (W)	5
12/28/08	Chris Clemons vs. Cowboys (W)	73	11/15/70	Steve Preece vs. Falcons (T)	21
9/15/08	Chris Gocong at Cowboys (L)	0	12/18/66	Harold Wells at Redskins (W)	60
12/30/07	Kevin Curtis vs. Bills (W)	0	10/10/65	George Tarasovic at Cowboys (W)	62
12/23/07	Kevin Curtis at Saints (W)	0	11/22/64	Mike Morgan* vs. St. Louis Cardinals (L)	0
9/24/06	Mike Patterson at 49ers (W)	98	11/27/60	J.D. Smith vs. Giants (W)	0
10/9/05	Sheldon Brown at Cowboys (L)	80	11/20/60	Jimmy Carr at Giants (W)	38
1/16/05	Freddie Mitchell vs. Vikings (W)	0	12/13/59	Don Owens vs. Browns (L)	3
12/15/02	Carlos Emmons vs. Redskins (W)	44	11/22/59	Jerry Huth vs. LA Rams (W)	0
12/9/01	Brian Dawkins vs. Chargers (W)	49	10/4/59	Chuck Weber vs. Giants (W)	0
9/30/01	Damon Moore vs. Cowboys (W)	10	12/12/54	Norm Willey vs. Giants (W)	0
9/15/97	William Thomas at Cowboys (L)	37	10/25/53	Tom Scott* at Chicago Cardinals (W)	0
12/22/96	Mike Mamula vs. Cardinals (W)	4	12/7/52	Ebert Van Buren vs. Dallas Texans (W)	0
10/13/96	William Thomas at Giants (W)	23	11/16/52	Pete Pihos vs. Chicago Cardinals (W)	12
9/30/96	Rhett Hall vs. Cowboys (L)	32	11/9/52	Mike Jarmoluk vs. Redskins (W)	16
12/24/95	Jerome Henderson at Bears (L)	0	11/4/51	Gerry Cowhig at Steelers (W)	25
10/29/95	Kevin Johnson vs. St. Louis Rams (W)	37	10/29/50	John Green vs. Redskins (W)	2
10/15/95	Mike Zordich at Giants (W)	58	11/6/49	Russ Craft vs. LA Rams (W)	21
9/24/95	Greg Jackson at Raiders (L)	45	10/31/48	Bosh Pritchard at Steelers (W)	18
1/3/94	Byron Evans at 49ers (W)	30	10/5/47	Joe Muha vs. Giants (W)	2
9/13/92	Reggie White at Phoenix Cardinals (W)	37	10/8/44	Jack Banta vs. Redskins (T)	0
11/24/91	Seth Joyner at Phoenix Cardinals (W)	34	10/31/43	Jack Hinkle vs. Chicago Cardinals (W)	0
11/24/91	Clyde Simmons at Phoenix Cardinals (W)	0	10/24/43	Al Wukits* at Giants (L)	2
10/6/91	Seth Joyner at Buccaneers (L)	0	11/1/42	Rupert Pate at Redskins (L)	53
11/12/90	Clyde Simmons vs. Redskins (W)	18	9/20/42	Vic Sears at Cleveland Rams (L)	25
12/3/89	Andre Waters at Giants (W)	3	9/15/40	Don Looney* at Packers (L)	44
11/20/88	Cris Carter at Giants (W)	0	10/15/39	Theodore Schmitt at Giants (L)	63
9/20/87	Seth Joyner vs. Saints (W)	18	9/25/38	Bob Pylman* vs. Giants (W)	88
9/13/87	Reggie White at Redskins (L)	70	9/25/38	Joe Carter vs. Giants (W)	92
12/15/85	Dave Little at Chargers (L)	0	9/16/38	Jay Arnold at Pittsburgh Pirates (W)	18
12/26/82	Greg Brown at Cowboys (W)	0	10/31/37	Joe Pilconis at Pittsburgh Pirates (L)	22
10/11/81	Frank LeMaster at Saints (W)	47			
9/27/81	Greg Brown* vs. Redskins (W)	7			

* - denotes rookie

Green - denotes playoff game


All-Time Kick Returns for TDs



Johnson



Brown



Jackson

PUNT RETURNS FOR TOUCHDOWNS

<u>Date</u>	<u>Player/Opponent/Result</u>	<u>Yards</u>
12/2/12	Damaris Johnson* at Cowboys (L)	98
11/22/92	Vai Sifahema at Giants (W)	87
9/13/09	DeSean Jackson at Panthers (W)	85
10/19/03	Brian Westbrook at Giants (W)	84
12/21/03	Brian Westbrook vs. 49ers (L)	81
10/4/59	Tommy McDonald vs. Giants (W)	81
10/25/42	Ernie Steele* at Bears (L)	80 (lateral)
12/21/47	Bosh Pritchard at Steelers (W)	79
11/25/02	Brian Mitchell at 49ers (W)	76
11/30/86	Greg Garrity at LA Raiders (W)	76
12/13/09	DeSean Jackson at Giants (W)	72
9/24/00	Brian Mitchell at Saints (W)	72
10/30/49	Clyde Scott* at Steelers (W)	70
11/23/47	Pat McHugh* at Boston Yanks (L)	69
10/5/08	DeSean Jackson* vs. Redskins (L)	68
11/6/66	Aaron Martin vs. Cowboys (W)	67
12/3/61	Timmy Brown at Steelers (W)	66
12/19/10	DeSean Jackson at Giants (W)	65
12/19/65	Bob Shann* vs. Lions (L)	63
10/11/59	Art Powell* vs. Steelers (W)	58
9/3/78	Wally Henry vs. LA Rams (L)	57
11/9/52	Don Stevens* vs. Redskins (W)	56
10/31/48	Bosh Pritchard at Steelers (W)	55
10/22/44	Steve Van Buren* vs. Boston Yanks (W)	55
10/6/68	Alvin Haymond at Redskins (L)	54
10/26/52	Bibbles Bawel* at Giants (W)	52
12/8/46	Steve Van Buren at Boston Yanks (W)	50
12/4/49	Frank Reagan at Giants (W)	41
11/2/47	Pete Pihos* at Redskins (W)	26
10/18/36	Stumpy Thomason at Boston Redskins (L)	15

* - denotes rookie

Green - denotes playoff game

KICKOFF RETURNS FOR TOUCHDOWNS

<u>Date</u>	<u>Player/Opponent/Result</u>	<u>Yards</u>
9/17/61	Timmy Brown vs. Browns (W)	105
10/7/50	Russ Craft vs. LA Rams (W)	103
11/13/38	Dave Smukler at Brooklyn Dodgers (L)	100
11/23/08	Quintin Demps* at Ravens (L)	100
9/22/63	Timmy Brown vs. Cardinals (L)	100
12/2/62	Timmy Brown at Redskins (W)	99
12/11/77	Wilbert Montgomery* vs. Giants (W)	99
9/22/68	Alvin Haymond vs. Giants (L)	98
12/2/45	Steve Van Buren at Giants (L)	98
11/1/42	Bosh Pritchard* at Redskins (L)	97
9/22/96	Derrick Witherspoon at Falcons (W)	97
11/12/44	Steve Van Buren* vs. Giants (T)	97
9/24/55	Jerry Norton vs. Giants (W)	96
11/24/96	Derrick Witherspoon at Cardinals (L)	95
9/28/47	Steve Van Buren vs. Redskins (W)	95
11/4/01	Brian Mitchell at Cardinals (W)	94
12/24/94	Herschel Walker at Bengals (L)	94
11/6/66	Timmy Brown vs. Cowboys (W)	93
12/2/79	Billy Campfield vs. Lions (W)	92
11/6/66	Timmy Brown vs. Cowboys (W)	90
11/14/99	Allen Rossum vs. Redskins (W)	89
11/18/84	Andre Waters* vs. Redskins (W)	89
10/1/00	Brian Mitchell vs. Falcons (W)	89
12/17/95	Derrick Witherspoon vs. Cardinals (W)	86
11/2/97	Willie Clark at Cardinals (L)	39

* - denotes rookie

BLOCKED PUNT RETURNS FOR TOUCHDOWNS

<u>Date</u>	<u>Player/Opponent/Result</u>	<u>Yards</u>
11/22/92	Ken Rose at Giants (W)	3
9/2/84	Rich Kraynak at Giants (L)	8
10/31/71	Bill Hobbs vs. Broncos (W)	0
12/20/70	Mike Dirks vs. Steelers (W)	0
11/12/67	Jim Nettles at LA Rams (L)	0
12/18/49	Leo Skladany* at LA Rams (W)	2
11/3/46	Augie Lio vs. Giants (W)	0

* - denotes rookie

Green - denotes playoff game

MISSED FIELD GOAL RETURNS FOR TOUCHDOWNS

<u>Date</u>	<u>Player/Opponent/Result</u>	<u>Yards</u>
9/26/71	Al Nelson vs. Cowboys (L)	101
12/11/66	Al Nelson vs. Browns (W)	100
9/16/62	Timmy Brown vs. St. Louis Cardinals (L)	99

BLOCKED FIELD GOAL RETURNS FOR TOUCHDOWNS

<u>Date</u>	<u>Player/Opponent/Result</u>	<u>Yards</u>
10/23/05	Matt Ware vs. Chargers (W)	65
11/20/88	Clyde Simmons at Giants (W)	15

Best Performances vs. Eagles



SCORING

Most Touchdowns Scored

- 5 James Stewart, Jaguars (10/12/97 at Jax.) (all rushing)
- 4 Joseph Addai, Colts (11/26/06 at Ind.); Larry Brown, Redskins (12/16/73 at Was.); Ron Johnson, Giants (10/2/72 at Phi.); MacArthur Lane, Cardinals (10/18/70 at Phi.); John David Crow, Cardinals (12/16/62 at StL); Jim Taylor, Packers (11/11/62 at Phi.); Jim Brown, Browns (11/19/61 at Cle.)

Most Field Goals

- 5 (7 times) last by Josh Brown, Giants (10/27/13 at Phi., 5 att) and Al Del Greco, Titans (12/3/00 at Phi., 5 att)

Longest Field Goal

- 62 Matt Bryant, Buccaneers (10/22/06 at TB)
- 56 Justin Tucker, Ravens (9/16/12 at Phi.)
- 56 Mason Crosby, Packers (9/12/10 at Phi.)
- 56 Morten Andersen, Saints (12/26/93 at Phi.)
- 55 (2 times) last by Martin Gramatica (12/23/07 at NO)

RUSHING

Most Rushing Attempts

- 43 Butch Woolfolk, Giants (11/20/83 at Phi.)

Most Yards Rushing

- 237 Emmitt Smith, Cowboys (10/31/93 at Phi.) 30 att.
- 237 Jim Brown, Browns (11/19/61 at Cle.) 34 att.
- 223 Jim Brown, Browns (11/3/63 at Phi.) 28 att.
- 221 Gerald Riggs, Redskins (9/17/89 at Was.) 29 att.
- 218 John Fuqua, Steelers (12/20/70 at Phi.) 20 att.
- 206 Tony Dorsett, Cowboys (12/4/77 at Dal.) 23 att.

Most Touchdowns Rushing

- 5 James Stewart, Jaguars (10/12/97 at Jax.)
- 4 Joseph Addai, Colts (11/26/06 at Ind.); Jim Taylor, Packers (11/11/62 at Phi.); Jim Brown, Browns (11/19/61 at Cle.)

Longest Run From Scrimmage

- 87t John Henry Johnson, Steelers (12/11/60 at Pit.)
- 85t Reggie Brooks, Redskins (9/19/93 at Phi.)
- 84t Herschel Walker, Cowboys (12/14/86 at Dal.)

PASSING

Most Passes Attempted

- 56 Fran Tarkenton, Vikings (12/3/78 at Min.)
- 54 Tom Brady, Patriots (11/25/07 at NE)
- 54 Dan Marino, Dolphins (12/9/90 at Mia.) (OT)
- 53 Tom Ramsey, Patriots (11/29/87 at NE) (OT)

Most Passes Completed

- 37 Daunte Culpepper, Vikings (9/20/04 at Phi.)
- 36 Philip Rivers, Chargers (9/15/13 at Phi.)
- 34 Tom Brady, Patriots (11/25/07 at NE)
- 34 Tom Ramsey, Patriots (11/29/87 at NE) (OT)

Most Yards Gained Passing

- 446 Jon Kitna, Lions (9/23/07 at Phi.)
- 428 Joe Montana, 49ers (9/24/89 at Phi.)
- 419 Philip Rivers, Chargers (9/15/13 at Phi.)
- 409 Phil Simms, Giants (9/2/84 at NYG)
- 402 Tom Ramsey, Patriots (11/29/87 at NE) (OT)

Most Touchdown Passes

- 5 Eli Manning, Giants (12/30/12 at NYG), Joe Montana, 49ers (9/24/89 at Phi.); Craig Morton, Cowboys (10/19/69 at Dal.); Don Meredith, Cowboys (10/9/66 at Dal.); Don Meredith, Cowboys (9/29/68 at Phi.); Sonny Jurgensen, Redskins (10/11/64 at Was.); Sammy Baugh, Redskins (9/28/47 at Phi.); Frank Filchock, Redskins (10/8/44 at Phi.)

Longest Pass Play

- 96 Bill Kilmer to Walter Roberts, Saints (11/19/67 at Phi.)
- 93t Neil Lomax to Ernie Jones, Cardinals (12/10/88 at Pho.)
- 91t Jon Kitna to Roy Williams, Lions (9/23/07 at Phi.)
- 90t Seneca Wallace to Koren Robinson (11/2/08 at Sea.)
- 90t Virgil Carter to Speedy Thomas, Bengals (9/19/71 at Cin.)

RECEIVING

Most Passes Caught

- 13 Wes Welker, Patriots (11/25/07 at NE)
- 13 Terrell Owens, 49ers (11/25/02 at SF)
- 12 (5 times) last by Jason Witten (12/29/13 at Dal.)

Most Yards Gained Receiving

- 225 Kenny Britt, Titans (10/24/10 at Ten.) 7 rec.
- 213 Tony Hill, Cowboys (11/12/79 at Dal.) 7 rec.
- 212 Hugh Taylor, Redskins (9/28/47 at Phi.) 8 rec.
- 204 Roy Williams, Lions (9/23/07 at Phi.) 9 rec.
- 193 Jessie Hester, Raiders (11/30/86 at LA) 4 rec.

Most Touchdown Passes Caught

- 3 (15 times) last by Eddie Royal, Chargers (9/15/13 vs. SD)

INTERCEPTIONS

Most Interceptions

- 3 (14 times) last by Lofa Tatupu, Seahawks (12/2/07 at Phi.)

Longest Interception Return

- 107t Ed Reed, Ravens (11/23/08 at Bal.)
- 100t Mike Gaechter, Cowboys (10/14/62 at Dal.)
- 99t Patrick Robinson, Saints (11/5/12 at NO)
- 98 Brandon McDonald (12/15/08 vs. Cle.)
- 97t Darren Sharper, Saints (9/20/09 at Phi.)

MISCELLANEOUS

Most Punts

- 14 Sammy Baugh, Redskins (11/5/39 at Was.)

Longest Punt

- 85 Sammy Baugh, Redskins (12/1/40 at Was.)
- 80 Parker Hall, Cleveland Rams (12/3/39 at Phi.)

Longest Kickoff Return

- 105t Trindon Holliday, Broncos (9/29/13 at Den.)
- 104t Buddy Young, Colts (11/15/53 at Phi.)
- 103t George Hoey, Cardinals (11/21/71 at StL)
- 102t Larry Jones, Redskins (11/24/74 at Was.)
- 101t Wallace Francis, Bills (10/7/73 at Buf.)
- 101t Amos March, Cowboys (10/14/62 at Dal.)

Longest Punt Return

- 90t Adam Jones, Titans (11/19/06 at Phi.)
- 90t Jacques Green, Redskins (9/16/02 at Was.)
- 88t Andre Coleman, Chargers (9/17/95 at Phi.)
- 88t George Grosvenor, Cardinals (11/8/36 at Chi.)
- 87t Ted Ginn Jr., Dolphins (11/18/07 at Phi.)
- 86t Johnny Roland, Cardinals (10/2/66 at Phi.)

Longest Fumble Return

- 93t James Sanders, Cardinals (9/23/12 at Arz.)
- 74t Bull Karcis, Giants (10/16/38 at NYG)
- 69t DeMarcus Ware, Cowboys (10/8/06 at Phi.)
- 65t Willie Teal, Vikings (12/1/85 at Phi.)
- 64 Ray Edwards, Falcons (9/18/11 at Atl.)

Longest Return With Intercepted Lateral

- 93t Dick Poillon, Redskins (11/21/48 at Phi.)

Single-Season Team Records



SCORING

Most Points Scored

442 (2013, 16 games)
439 (2010, 16 games)
429 (2009, 16 games)
416 (2008, 16 games)
415 (2002, 16 games)

Fewest Scored

51 (1936, 12 games)
60 (1935, 11 games)
77 (1933, 9 games)

Most Allowed

444 (2012, 16 games)
409 (1967, 14 games)
393 (1973, 14 games)
388 (2005, 16 games)
382 (2013, 16 games)

Fewest Allowed

85 (1934, 11 games)
131 (1944, 10 games)
133 (1945, 10 games)

TOUCHDOWNS

Most Scored

53 (2013, 16 games)
50 (1948, 12 games)
49 (2010, 16 games)
49 (2006, 16 games)
49 (1953, 12 games)

Fewest Scored

6 (1936, 12 games)

Most Allowed

52 (2012, 16 games)
52 (1967, 14 games)
47 (1987, 15 games)
47 (1973, 14 games)
47 (1965, 14 games)
47 (1963, 14 games)

Fewest Allowed

10 (1934, 11 games)
17 (1950, 12 games)
17 (1949, 12 games)
18 (1945, 10 games)

Most by Rushing

25 (1949, 12 games)
25 (1945, 10 games)
23 (2003, 16 games)

Most by Passing

34 (1990, 16 games)
34 (1961, 14 games)
33 (1954, 12 games)
32 (2013, 16 games)
32 (2004, 16 games)

KICKING

Most Field Goals Made

33 (2008, 16 games)
32 (2010, 16 games)
32 (2009, 16 games)
30 (2002, 16 games)
30 (1984, 16 games)

Most PATs Made

50 (1948, 12 games)
48 (2006, 16 games)
48 (1980, 16 games)
47 (2010, 16 games)
47 (1949, 12 games)

RUSHING

Most Attempts

632 (1949, 12 games)
587 (1978, 16 games)
581 (1950, 12 games)

Most Yards Gained

2,607 (1949, 12 games)
2,566 (2013, 16 games)
2,556 (1990, 16 games)
2,509 (1981, 16 games)
2,456 (1978, 16 games)

PASSING

Most Attempts

620 (2005, 16 games)
618 (2012, 16 games)
606 (2008, 16 games)
606 (1984, 16 games)
587 (1997, 16 games)

Most Completions

367 (2012, 16 games)
362 (2008, 16 games)
350 (2007, 16 games)
348 (2010, 16 games)
337 (2005, 16 games)

Most Yards Gained (Gross)

4,406 (2013, 16 games)
4,380 (2009, 16 games)
4,309 (2006, 16 games)
4,276 (2011, 16 games)
4,215 (2010, 16 games)

TOTAL NET YARDS

Most Gained

6,676 (2013, 16 games)
6,386 (2011, 16 games)
6,230 (2010, 16 games)
6,103 (2006, 16 games)
5,729 (2007, 16 games)

FIRST DOWNS

Most First Downs

356 (2011, 16 games)
355 (2013, 16 games)
332 (2012, 16 games)
332 (1981, 16 games)
326 (2x - 1997, 16 games)

Most by Rushing

157 (1981, 16 games)
143 (1978, 16 games)
143 (1949, 12 games)
142 (1950, 12 games)
138 (1992, 16 games)

Most by Passing

204 (2008, 16 games)
203 (1997, 16 games)
197 (2013, 16 games)
197 (2011, 16 games)
196 (1996, 16 games)

Most by Penalty

41 (2003, 16 games)
34 (1988, 16 games)
32 (1998, 16 games)
31 (2012, 16 games)
30 (1989, 16 games)

FUMBLES

Most Opponents' Fumbles Recovered

27 (1987, 15 games)
26 (1989, 16 games)
25 (1971, 14 games)
22 (1991, 16 games)
22 (2002, 16 games)
22 (1954, 12 games)

INTERCEPTIONS

Most Thrown

36 (1936, 12 games)
34 (1933, 9 games)
31 (1963, 14 games)
31 (1962, 14 games)
31 (1953, 12 games)

Most Intercepted

33 (1944, 10 games)
32 (1988, 16 games)
31 (1950, 12 games)
30 (1960, 12 games)
30 (1989, 16 games)

PENALTIES

Most Penalties

138 (1994, 16 games)
134 (2005, 16 games)
129 (2010, 16 games)
124 (2004, 16 games)
120 (1990, 16 games)

Most Yards Penalized

1,130 (2005, 16 games)
1,107 (1994, 16 games)
1,101 (2010, 16 games)
983 (2006, 16 games)
981 (1990, 16 games)

QUARTERBACK SACKS

Most Sacks Made

62 (1989, 16 games)
60 (1984, 16 games)
57 (1987, 15 games)
56 (2002, 16 games)
55 (1992, 16 games)
55 (1991, 16 games)

Most Sacks Allowed

104 (1986, 16 games)
72 (1987, 15 games)
64 (1997, 16 games)
64 (1992, 16 games)
60 (1984, 16 games)

Fewest Sacks Allowed

22 (1981, 16 games)
23 (2008, 16 games)
23 (1970, 14 games)
26 (1971, 14 games)
26 (1968, 14 games)

Best Season, win percentage

1949 Won 11, Lost 1 (.917)

Best Season, win total

2004 13 wins, 3 losses

Worst Season

1936 Won 1, Lost 11 (.083)

Longest Winning Streak

9 (10/19/03 - 12/15/03)
9 (9/30/60 - 12/4/60)

Longest Winning Streak at Home

13 (12/14/47 - 12/11/49)

Longest Losing Streak at Home

10 (10/14/12 - 10/27/13)

Longest Winning Streak on Road

9 (10/19/03 - 10/24/04)
9 (11/12/00 - 12/16/01)

Longest Losing Streak on Road

12 (12/14/97 - 10/3/99)
12 (10/15/39 - 12/1/40)

Longest Losing Streak

14 (9/20/36 - 9/21/37)

Most Consecutive Wins - Start of Season

7 in 2004

Most Consecutive Wins - End of Season

8 in 1949 (Reg. Season)

Most Consecutive Losses - Start of Season

11 in 1968

Most Consecutive Losses - End of Season

11 in 1936

Total Shutouts by Eagles

35 last vs. NYG, 12/1/96

Most Shutouts in a Season

4 in 1934 and 1948

Most Consecutive Games Scored Points

120 (11/18/62 - 10/3/71)

Most Consecutive Games Scored Touchdown

92 (10/2/77 - 10/16/83)

Largest Comeback Victory




28-24 vs. Chicago Cardinals at Metropolitan Stadium, October 25, 1959 (came back from 24-0 deficit in 3rd qtr.)

28-24 vs. Washington Redskins at Griffith Stadium, October 27, 1946 (came back from 24-0 deficit at halftime)

Largest Comeback vs. Eagles

28-23 vs. Minnesota Vikings at Veterans Stadium, December 1, 1985 (came back from 23-0 deficit in 4th qtr.)

Single-Game Team Records



SCORING

Most Scored

- 64 vs. Cincinnati Reds, 11/6/34
- 59 at Washington Redskins, 11/15/10
- 56 vs. Detroit Lions, 9/23/07
- 56 at Chicago Cardinals, 10/25/53
- 56 vs. Los Angeles Rams, 10/7/50

Most Allowed

- 62 at Giants, 11/26/72
- 56 at Cowboys, 10/9/66
- 56 at Giants, 10/15/33

Most, Both Teams

- 87 Eagles 59, Redskins 28, (at Was.) 11/15/10
- 87 Eagles 45, Redskins 42, (at Phil.) 9/28/47
- 86 Eagles, 44, Bengals 42, (at Phil.) 11/30/97

Fewest, Both Teams

- 0 Eagles 0, Brooklyn Dodgers 0, (at Phil.), 10/1/39

Most, Both Teams — One Quarter

- 47 Eagles 20, Cardinals 27, (at StL), 12/13/64

Most Scored in 1st Quarter

- 28 at Redskins, 11/15/2010
- 27 at Steelers, 12/12/1965
- 26 vs. Cincinnati Reds, 11/6/1934
- 24 at Falcons, 10/8/1967

Most Allowed in 1st Quarter

- 28 at Broncos, 10/4/1998
- 28 at Cowboys, 10/19/1969
- 24 at Bills, 12/2/1990
- 21 (eight times) last at Broncos, 9/29/13

Most Scored Both Teams in 1st Quarter

- 35 at Saints, 12/23/2007, (E-21, NO-14)
- 35 at Cowboys, 10/19/1969, (E-7, C-28)
- 28 (four times) last at Redskins, 11/15/2010 (E-28, R-0)

Most Scored in 2nd Quarter

- 31 vs. Lions, 12/30/1995
- 28 vs. Panthers, 9/13/09
- 28 vs. Packers, 12/5/2004
- 28 at Cowboys, 11/15/2004
- 28 vs. Saints, 11/19/1967

Most Allowed in 2nd Quarter

- 28 vs. Bears, 10/4/1987
- 28 vs. St. Louis Cardinals, 10/18/1970
- 28 vs. Packers, 11/11/1962
- 28 at Bears, 10/17/1943

Most Total Both Teams in 2nd Quarter

- 47 at St. Louis Cardinals, 12/13/1964, (E-20, C-27)
- 42 at Cowboys, 11/15/2004, (E-28, D-14)
- 42 at Redskins, 11/27/1983, (E-21, W-21)
- 38 at St. Louis Cardinals, 12/16/1962, (E-21, C-17)

Most Scored in 1st Half

- 45 at Redskins, 11/15/2010
- 42 vs. Lions, 9/23/2007
- 38 vs. Lions, 12/30/1995
- 35 (three times) last vs. Packers, 12/5/2004

Most Allowed in 1st Half

- 42 at Cowboys, 10/19/1969
- 38 at Giants, 11/26/1972
- 35 (six times) last at Giants, 12/30/2012

Most Scored Both Teams 1st Half

- 63 vs. Lions, 9/23/2007, (E-42, D-21)
- 59 at Redskins, 11/15/2010, (E-45, R-14)
- 59 at St. Louis Cardinals, 12/16/1962, (E-28, C-31)
- 57 at St. Louis Cardinals, 12/13/1964, (E-27, C-30)
- 54 at Cowboys, 9/15/2008, (E-30, D-24)

Most Scored in 3rd Quarter

- 21 at Raiders 11/3/13
- 21 at Falcons, 9/18/11
- 21 vs. Redskins, 11/12/1990
- 21 vs. Patriots, 11/4/1973
- 21 at Redskins, 12/3/1967
- 21 vs. Chi. Cardinals (at Minneapolis), 10/25/1959
- 21 vs. NY Giants, 10/4/1959
- 21 vs. Redskins, 11/28/1954
- 21 vs. NY Bulldogs, 11/20/1949

Most Allowed in 3rd Quarter

- 28 vs. Redskins, 10/1/1955
- 23 at Giants, 10/21/1951

Most Scored Both Teams 3rd Quarter

- 42 vs. Redskins, 10/1/1955, (E-14, R-28)
- 35 at Redskins, 12/3/1967, (E-21, R-14)
- 34 at Redskins, 11/1/1942, (E-14, R-20)

Most Scored in 4th Quarter

- 28 at NY Giants, 12/19/2010
- 28 vs. Lions, 12/8/2013
- 26 at Saints, 1/3/1993
- 24 vs. Baltimore Colts, 11/15/1953
- 23 at 49ers, 10/12/2008

Most Allowed in 4th Quarter

- 28 vs. 49ers, 9/24/1989
- 28 vs. Vikings, 12/1/1985
- 28 vs. Chicago Cardinals, 12/7/1947
- 28 vs. Bears, 11/30/1941

Most Scored Both Teams 4th Quarter

- 42 vs. Chicago Cardinals, 12/7/1947, (E-14, C-28)
- 38 vs. 49ers, 9/24/1989, (E-10, S-28)
- 37 at Arizona Cardinals, 11/24/1996, (E-17, A-20)
- 35 (four times) last at Giants, 12/19/2010 (E-28, G-7)


Most Scored in 2nd Half

- 35 at NY Giants, 12/19/2010
- 35 at St. Louis Cardinals, 11/8/1981
- 34 vs. Lions, 12/8/2013
- 32 vs. Falcons, 10/1/2000
- 32 at Steelers, 11/4/1945
- 32 vs. Cincinnati Reds, 11/6/1934

Most Allowed in 2nd Half

- 49 vs. Bears, 11/30/1941
- 42 vs. Chicago Cardinals, 12/7/1947
- 34 at Oakland Raiders, 10/17/1971
- 31 (seven times) last at Broncos 9/29/13

Single-Game Team Records



Most Scored Both Teams 2nd Half

- 56 vs. Chicago Cardinals, 12/7/1947, (E-14, C-42)
- 52 at Vikings, 12/15/2013, (E-21, V-31)
- 52 vs. Redskins, 10/1/1955, (E-21, R-31)
- 50 vs. Lions, 12/30/1995, (E-20, D-30)
- 49 vs. Bears, 11/30/1941, (E-0, B-49)
- 49 vs. Redskins, 9/28/47, (E-21, R-28)

Most Decisive Victory

- 64 Eagles 64, Cincinnati Reds 0, 11/6/34
- 45 (three times) last vs. Boston Yanks (E-45, Y-0), 11/14/48

Most Decisive Loss

- 56 Giants 56, Eagles 0, 10/15/33
- 52 Giants 62, Eagles 10, 11/26/72

TOUCHDOWNS

Most Scored

- 10 vs. Cincinnati Reds, 11/6/34
- 8 at Redskins, 11/15/10
- 8 vs. Lions, 9/23/07
- 8 at Cardinals, 10/25/53
- 8 vs. Rams, 10/7/50

Most Allowed

- 8 (three times) last at Giants, 11/26/72

Most Scored by Rushing

- 5 at Cowboys, 10/22/61
- 5 vs. Redskins, 10/23/49
- 5 at Redskins, 10/17/48
- 5 vs. Boston Yanks, 12/9/45

Most Allowed by Rushing

- 6 Packers, 11/11/62

Most by Passing

- 7 at Raiders, 11/3/13
- 7 at Redskins, 10/17/54

Most Allowed by Passing

- 5 (10 times) last at Giants, 12/30/12

KICKING

Most Field Goals Made

- 6 at Oilers, 11/12/72
- 5 (four times) last at Giants, 10/6/13

Most Field Goals Allowed

- 5 (seven times) last vs. Giants, 10/27/13

TOTAL YARDS

Most Yards Gained

- 592 at Redskins, 11/15/10 (332 passing, 260 rushing)
- 583 vs. 49ers, 9/18/05 (443 passing, 140 rushing)
- 582 at Browns, 11/7/65 (352 passing, 230 rushing)
- 575 vs. Redskins, 11/21/48 (199 passing, 376 rushing)
- 574 vs. Colts, 11/15/81 (339 passing, 235 rushing)

Fewest Yards Gained

- 23 at Lions, 9/20/35
- 54 vs. Packers, 11/11/62

Most Yards Allowed

- 652 at Cowboys, 10/9/66 (440 passing, 212 rushing)

Fewest Yards Allowed

- 29 vs. Brooklyn Dodgers, 12/3/44

FIRST DOWNS

Most, Total

- 34 vs. Colts, 11/15/81
- 33 vs. Vikings, 11/11/01
- 32 vs. Cardinals, 11/27/08; at Redskins, 9/17/89; at Chicago Cardinals, 10/25/53; and at Redskins, 12/2/51

Most Allowed, Total

- 37 vs. Packers, 11/11/62

Fewest Allowed, Total

- 1 at NY Bulldogs, 9/22/49; vs. Brooklyn Dodgers, 10/1/39; at Browns, 12/3/50
- 2 vs. Brooklyn Dodgers, 11/11/34

Most by Rushing

- 25 at Redskins, 12/2/51

Most Allowed by Rushing

- 21 vs. Packers, 11/11/62 and vs. Browns, 12/13/59

Fewest Allowed by Rushing

- 0 (7 times) last vs. Cardinals, 11/27/08

Most by Passing

- 24 at Redskins, 9/17/89
- 22 at Chargers, 11/15/09
- 22 at Chiefs, 10/2/05

Most Allowed by Passing

- 22 vs. Chargers, 9/15/13
- 22 at Cardinals, 12/13/64
- 21 at Dolphins, 12/9/90 and at Patriots, 11/29/87

Fewest Allowed by Passing

- 0 (8 times) last at Browns, 12/3/50

Most by Penalty

- 8 at Bears, 11/3/02
- 8 vs. Lions, 12/2/79

Most Allowed by Penalty

- 6 (five times) last at Falcons, 12/6/09

RUSHING

Most Attempts

- 64 at Redskins, 12/2/51
- 64 at Baltimore Colts, 10/15/50
- 64 vs. Los Angeles Rams, 11/6/49
- 64 at Redskins, 11/28/43

Most Attempts Allowed

- 67 at Lions, 9/20/35

Most Yards Gained

- 376 vs. Redskins, 11/21/48

Fewest Yards Gained

- 36 at Bears, 11/19/39
- 23 vs. Lions, 11/17/40

Most Yards Allowed

- 370 at Lions, 9/20/35

Fewest Yards Allowed

- 33 vs. Brooklyn Dodgers, 10/2/43
- 26 at Boston Yanks, 12/8/46
- 10 vs. Boston Yanks, 10/22/44
- 13 vs. Brooklyn Tigers, 12/3/44
- 14 vs. Redskins, 9/28/47
- 21 vs. Chargers, 10/23/05; vs. Raiders, 9/25/05; at Bills, 9/28/03; at Oilers, 12/2/91

Single-Game Team Records



PASSING

Most Attempts

- 62 at Bears, 10/2/89
- 61 vs. Titans, 11/19/06
- 60 at Redskins, 12/1/40

Fewest Attempts

- 3 vs. Steelers, 12/1/46

Most Attempts Allowed

- 63 at 49ers, 11/25/02
- 56 at Vikings, 12/3/78
- 55 vs. Rams, 10/7/50

Fewest Attempts Allowed

- 0 at Browns, 12/3/50
- 1 at NY Bulldogs, 9/22/49; at Cardinals, 11/8/36

Most Completions

- 35 at Chargers, 11/15/09
- 35 vs. Chargers, 10/23/05
- 34 at Redskins, 9/17/89
- 33 (four times) last at Chiefs 10/2/05

Fewest Completions

- 0 at Redskins, 10/18/36

Most Completions Allowed

- 37 vs. Vikings, 9/20/04
- 36 at 49ers, 11/25/02
- 34 at Patriots, 11/25/07
- 34 at Patriots, 11/29/87

Fewest Completions Allowed

- 0 at Browns, 12/3/50
- 0 vs. NY Bulldogs, 9/22/49
- 0 at Chicago Cardinals, 11/8/36
- 0 vs. Brooklyn Dodgers, 11/29/36
- 0 vs. Cincinnati Reds, 11/6/34

Most Yards Gained (gross)

- 486 vs. Giants, 11/8/53
- 464 vs. Packers, 12/5/04

Fewest Yards Gained (gross)

- 0 at Boston Redskins, 10/18/36

Most Yards Allowed (gross)

- 447 at Cowboys, 10/9/66
- 446 vs. Lions, 9/23/07

Fewest Yards Allowed (gross)

- 0 at Browns, 12/3/50, at NY Bulldogs, 9/22/49, at Cardinals, 11/8/36, and vs. Cincinnati Reds, 11/6/34

PENALTIES

Most Penalties

- 19 vs. Oilers, 10/2/88
- 16 at Seahawks, 12/13/92
- 16 at Giants, 12/3/89

Fewest Penalties

- 0 many times; last vs. Cowboys, 12/28/08

Most Penalties by Opponent

- 22 vs. Bears, 11/26/44

Fewest Penalties by Opponent

- 0 many times; last at Jets, 10/14/07

Most Yards Penalized

- 191 at Seahawks, 12/13/92
- 171 vs. Saints, 11/23/03

Fewest Yards Penalized

- 0 many times; last vs. Cowboys, 12/28/08

Most Yards Opponent Penalized

- 170 vs. Bears, 11/26/44

Fewest Yards Opponent Penalized

- 0 many times; last at Jets, 10/14/07

Most Penalties, Both Teams

- 31 Eagles 19, Houston Oilers 12 (at Phil.), 10/2/88
- 28 Eagles 13, St. Louis Rams 15 (at StL), 12/18/05

Fewest Penalties, Both Teams

- 1 Eagles 1, Brooklyn Dodgers 0 (at Phil.), 10/1/39
- 1 Eagles 1, Chicago Cardinals 0 (at Chi.), 11/10/35
- 1 Eagles 1, Brooklyn Dodgers 0 (at Phil.), 11/11/34

Most Yards Penalized, Both Teams

- 272 Eagles 171, Saints 101 (at Phil.), 11/23/03
- 262 Eagles 157, Chicago Cardinals 105 (at Chi.), 11/30/52

Fewest Yards Penalized, Both Teams

- 5 Eagles 5, Pittsburgh Steelers 0 (at Phil.), 10/24/65
- 5 Eagles 5, Brooklyn Dodgers 0 (at Phil.), 10/1/39
- 5 Eagles 5, Chicago Cardinals 0 (at Chi.), 11/10/35
- 5 Eagles 5, Brooklyn Dodgers 0 (at Phil.), 11/11/34

FUMBLES

Most Committed

- 10 vs. Giants, 10/9/43

Most Lost

- 6 at Redskins, 11/6/55
- 6 at Boston Yanks, 12/8/46
- 6 vs. Steelers, 10/7/34

Most Committed by Opponent

- 8 Packers (at Phil.), 12/1/74
- 7 (six times) last by Giants (at NY), 12/28/02

Most Fumbles Lost by Opponent

- 6 Giants (at NY), 11/17/68
- 6 NY Bulldogs (at Phil.), 11/20/49
- 5 (six times) last by Oilers (at Hou.), 12/2/91

INTERCEPTIONS

Most Thrown

- 7 vs. Cowboys, 9/26/71
- 7 at Boston Redskins, 11/3/35
- 6 (six times) last vs. Cardinals, 10/21/56

Most Intercepted

- 9 at Steelers, 12/12/65
- 8 at Cardinals, 9/24/50
- 7 at Redskins, 12/21/75

TOTAL TURNOVERS

Most Committed

- 9 at Bears, 10/12/47

Most Forced by Defense

- 12 at Steelers, 12/12/65 (9 INTs, 3 fumble rec.)
- 12 at Cardinals, 9/24/50 (8 INTs, 4 fumble rec.)

Single-Game Team Records



PUNTS

Most Punts

- 15 at Giants, 12/6/87
- 12 vs. Giants, 12/12/54. at Packers, 11/2/52. vs. Redskins, 10/4/42

Fewest Punts

- 0 (four times) last vs. Colts, 11/15/81

PUNT RETURNS

Most Punt Returns

- 12 at Browns, 12/3/50

Most Punt Returns by Opponent

- 9 (five times) last at Cardinals, 12/24/05

Most Yards Punt Returns

- 148 at Boston Yanks, 12/8/46

Most Yards Punt Returns Allowed

- 147 vs. Cardinals, 10/2/66

KICKOFF RETURNS

Most Kickoff Returns

- 9 at Giants, 11/26/72
- 9 at Giants, 11/10/46

Most Kickoff Returns Allowed

- 9 (six times) last vs. Cardinals, 11/27/08

Most Yards Kickoff Returns

- 261 vs. Cowboys, 11/6/66
- 253 at Cardinals, 11/24/96
- 235 vs. Cardinals, 9/19/65

Most Yards Kickoff Returns by Opponent

- 256 at Browns, 11/7/65

SACKS


Most Sacks Made

- 11 at Cowboys, 9/15/91
- 10 vs. Lions, 9/23/07
- 9 at Dolphins, 12/11/11
- 9 vs. Steelers, 9/21/08
- 9 at Falcons, 12/16/84

Most Sacks Allowed

- 12 at Giants, 9/30/07
- 11 vs. Bears, 10/4/87
- 11 at Raiders, 11/30/86
- 11 vs. Lions, 11/16/86
- 11 at Cardinals, 12/18/83

All-Time Team Highs and Lows



EAGLES HIGHS

64	vs. Cin.	11/6/34
10	vs. Cin.	11/6/34
5	(4x) last at Dal.	10/22/61
7	(2x) last at Oak.	11/3/13
7	(2x) last at Hou.	11/12/72
6	at Hou.	11/12/72
34	vs. Bal.	11/15/81
25	at Was.	12/2/51
24	at Was.	9/17/89
592	at Was.	11/15/10
64	(3x) last at Was.	12/2/51
376	vs. Was.	11/21/48
460	vs. NYG	11/8/53
12	at NYG	9/30/07
486	vs. NYG	11/8/53
62	at Chi	10/2/89
35	(2x) last at SD	11/15/09
7	(2x) last vs. Dal.	9/26/71
9	at Chi.	10/12/47
10	vs. NYG	10/9/43
6	(3x) last at Was.	11/6/55
15	at NYG	12/6/87
60.0	(2x) last at Min.	10/28/62
19	vs. Hou.	10/2/88
191	at Sea.	12/13/92

CATEGORY

POINTS
TOUCHDOWNS
RUSHING TDS
PASSING TDS
FIELD GOALS ATTEMPTED
FIELD GOALS MADE
TOTAL FIRST DOWNS
RUSHING FIRST DOWNS
PASSING FIRST DOWNS
TOTAL NET YARDS
RUSHING ATTEMPTS
NET YARDS RUSHING
NET YARDS PASSING
QB SACKS ALLOWED
GROSS YARDS PASSING
PASS ATTEMPTS
PASS COMPLETIONS
INTERCEPTIONS THROWN
TOTAL TURNOVERS
FUMBLES BY
FUMBLES LOST
PUNTS
PUNTING AVERAGE
PENALTIES
YARDS PENALIZED

EAGLES LOWS

0	last at Dal.	1/3/10
0	last vs. Dal.	10/20/13
0	last at Min.	12/15/13
0	last vs. Was	11/17/13
0	last vs. Det.	12/8/13
0	last vs. Det.	12/8/13
2	(5x) last vs. Was	10/24/37
0	(7x) last at Dal.	10/9/05
0	(2x) last vs. NYG	10/5/57
23	at Det.	9/20/35
9	(4x) last at Dal.	10/9/05
-36	at Chi.	11/19/39
-13	vs. NYG	12/11/77
0	last vs. Det.	12/8/13
0	at Boston Redskins	10/18/36
3	vs. Pit.	12/1/46
0	at Bos.	10/18/36
0	last at Dal.	12/29/13
0	last vs. Arz.	12/1/13
0	last at Min.	12/15/13
0	last at Min.	12/15/13
0	last vs. Bal.	11/15/81
0.0	last vs. Bal.	11/15/81
0	(16x) last vs. Dal.	12/28/08
0	(16x) last vs. Dal.	12/28/08

OPPONENTS HIGHS

62	at NYG	11/26/72
8	(3x) last at NYG	11/26/72
6	vs. GB	11/11/62
5	(10x) last at NYG	12/30/12
7	at NO	11/30/69
5	(7x) last vs. NYG	10/27/13
37	vs. GB	11/11/62
21	(2x) last vs. GB	11/11/62
22	at StL	12/13/64
652	at Dal.	10/9/66
67	at Det.	9/20/35
370	at Det.	9/20/35
440	at Dal.	10/9/66
11	at Dal.	9/15/91
447	at Dal.	10/9/66
63	at SF	11/25/02
37	vs. Min.	9/20/04
9	at Pit.	12/12/65
12	(2x) last at Pit.	12/12/65
8	vs. GB	12/1/74
6	(2x) last at NYG	11/17/68
15	at Was.	11/5/39
69.0	at Was.	12/27/03
22	vs. Chi.	11/26/44
170	vs. Chi.	11/26/44

CATEGORY

POINTS
TOUCHDOWNS
RUSHING TDS
PASSING TDS
FIELD GOALS ATTEMPTED
FIELD GOALS MADE
TOTAL FIRST DOWNS
RUSHING FIRST DOWNS
PASSING FIRST DOWNS
TOTAL NET YARDS
RUSHING ATTEMPTS
NET YARDS RUSHING
NET YARDS PASSING
QB SACKS ALLOWED
GROSS YARDS PASSING
PASS ATTEMPTS
PASS COMPLETIONS
INTERCEPTIONS THROWN
TOTAL TURNOVERS
FUMBLES BY
FUMBLES LOST
PUNTS
PUNTING AVERAGE
PENALTIES
YARDS PENALIZED

OPPONENTS LOWS

0	last vs. NYG	12/1/96
0	last vs. NYG	10/27/13
0	last at Dal.	12/29/13
0	last vs. Chi.	12/22/13
0	last vs. Det.	12/8/13
0	last vs. Det.	12/8/13
1	(3x) last at Cle	12/3/50
0	(6x) last vs. Arz.	11/27/08
0	(8x) last at Cle.	12/3/50
29	vs. Brooklyn	12/3/44
10	(2x) last vs. Arz.	11/27/08
-33	vs. Brooklyn	10/2/43
	NA	
0	last at Dal.	12/29/13
0	(4x) last at Cle.	12/3/50
0	at Cle.	12/3/50
0	(5x) last at Cle.	12/3/50
0	last vs. NYG	10/27/13
0	last at Den.	9/29/13
0	last at Min.	12/15/13
0	last at Min.	12/15/13
0	last at Pit.	11/7/04
	NA	
0	(11x) last at NYJ	10/14/07
0	(11x) last at NYJ	10/14/07

1933
Eagles
Statistics



Record: 3-5-1 4th in Eastern
Head Coach: Lud Wray

O-15	L	0-56	at NY Giants	NA
O-18	L	0-25	Portsmouth Spartans	1,750
O-29	L	9-35	at Green Bay	3,007
N-05	W	6-0	at Cincinnati Reds	NA
N-12	T	3-3	Chicago Bears	17,850
N-19	W	25-6	Pittsburgh	6,000
N-26	W	20-3	Cincinnati Reds	NA
D-03	L	0-10	Green Bay	9,500
D-10	L	14-20	NY Giants	18,000

TEAM STATS

Total First Downs	76	86
Rushing	na	na
Passing	na	na
Penalty	na	na
3rd Down: Made/Att	na	na
3rd Down Pct.	na	na
4th Down: Made/Att	na	na
4th Down Pct.	na	na
Possession Avg.	na	na
Total Net Yards	1781	2314
Avg. Per Game	197.9	257.1
Total Plays	503	484
Avg. Per Play	3.5	4.8
Net Yards Rushing	1103	1083
Avg. Per Game	122.6	120.3
Total Rushes	354	308
Net Yards Passing	657	1223
Avg. Per Game	73.0	135.9
Sacked/Yards Lost	na	na
Gross Yards	na	na
Att./Completions	149/40	176/63
Completion Pct.	26.8	35.8
Had Intercepted	34	19
Punts/Average	na	na
Net Punting Avg.	na	na
Penalties/Yards	na	na
Fumbles/Ball Lost	na	na
Touchdowns	11	21
Rushing	6	11
Passing	4	8
Returns	1	2

EAGLES

OPP

Rushing

	No.	Yds	Avg	Lg	TD
Hanson	133	475	3.6	na	3
Roberts	91	261	2.9	na	1
Russell	32	96	3.0	na	0
Woodruff	22	74	3.4	na	1
Lackman	17	59	3.5	na	0
Davis	15	57	3.8	na	1
Kirkman	22	43	2.0	na	0
Thornton	5	14	2.8	na	0
Whire	8	14	1.8	na	0
Prisco	7	6	0.9	na	0
O'Boyle	2	4	2.0	na	0

Eagles

Opponents

	No.	Yds	Avg	Lg	TD
Hanson	10	186	18.6	na	1
Carter	5	109	21.8	na	2
Kirkman	4	84	21.0	na	1
Davis	4	50	12.5	na	0
Woodruff	3	57	19.0	na	0
Kenneally	2	37	18.5	na	0
Thornton	2	14	7.0	na	0
Prisco	2	7	3.5	na	0
Fencl	1	20	20.0	20	0
Lainhart	1	20	20.0	20	0
Whire	1	15	15.0	15	0
Rowan	1	12	12.0	12	0
Felber	1	8	8.0	8	0
Roberts	1	6	6.0	6	0
Steinbach	1	5	5.0	5	0

Eagles

Opponents

	Att	Cmp	Yds	Cmp%	Yds/Att	TD	TD%	Int	Int%	Lg	Sk/Lost	Rat
Kirkman	73	22	354	30.1	4.85	2	2.7	13	17.8	na	na	17.0
Hanson	28	7	50	25.0	1.79	0	0.0	4	14.3	na	na	0.0
Thornton	13	2	52	15.4	4.00	0	0.0	4	30.8	na	na	4.2
Roberts	10	4	97	40.0	9.70	1	10.0	3	30.0	na	na	69.6
Russell	8	2	32	25.0	4.00	0	0.0	2	25.0	na	na	4.2
Davis	6	2	62	33.3	10.33	1	16.7	3	50.0	na	na	72.9
Whire	5	1	10	20.0	2.00	0	0.0	2	40.0	10	na	0.0
O'Boyle	2	0	0	0.0	0.00	0	0.0	1	50.0	0	na	0.0
Prisco	2	0	0	0.0	0.00	0	0.0	0	0.0	0	na	39.6
Lackman	1	0	0	0.0	0.00	0	0.0	1	100.0	0	na	0.0
Woodruff	1	0	0	0.0	0.00	0	0.0	1	100.0	0	na	0.0
Eagles	149	40	657	26.8	4.41	4	2.7	34	22.8	na	na	14.8
Opponents	176	63	1223	35.8	6.95	8	4.5	19	10.8	na	na	36.4

Score By Periods

	Q1	Q2	Q3	Q4	OT	Pts
Eagles	6	14	28	29	0	77
Opponents	38	29	19	72	0	158

Scoring

	TD	Ru	Pa	Rt	PAT	FG	2Pt	Pts
Hanson	4	3	1	0			0	24
Carter	2	0	2	0	1/1	0/0	0	13
Woodruff	2	1	0	1			0	12
Davis	1	1	0	0	3/3	0/0	0	9
Kirkman	1	0	1	0	2/2	0/0	0	8
Roberts	1	1	0	0			0	6
Turnbow	0	0	0	0	0/0	1/1	0	3
Eagles	11	6	4	1	6/11	1/1	1	77
Opp.	21	11	8	2	16/20	5/5	0	158

1934 Eagles Statistics



Record: 4-7, T-3rd in Eastern
Head Coach: Lud Wray

S-16	L	6-19	at Green Bay	5,000
S-26	W	17-0	at Pittsburgh	NA
O-07	L	7-9	Pittsburgh	NA
O-14	L	0-10	Detroit	9,860
O-21	L	0-6	at Boston Redskins	10,344
O-28	L	0-17	at NY Giants	NA
N-06	W	64-0	Cincinnati Reds	NA
N-11	L	7-10	Brooklyn Dodgers	NA
N-18	L	7-14	Boston Redskins	8,500
N-25	W	13-0	at Brooklyn Dodgers	NA
D-02	W	6-0	NY Giants	12,471

TEAM STATS

Total First Downs

Rushing	na
Passing	na
Penalty	na

3rd Down: Made/Att

3rd Down Pct.

4th Down: Made/Att

4th Down Pct.

Possession Avg.

Total Net Yards

Avg. Per Game	225.6
Total Plays	623
Avg. Per Play	4.0

Net Yards Rushing

Avg. Per Game	170.5
Total Rushes	460

Net Yards Passing

Avg. Per Game	52.4
Sacked/Yards Lost	na
Gross Yards	na
Att./Completions	163/48
Completion Pct.	29.4
Had Intercepted	23

Punts/Average

Net Punting Avg.

Penalties/Yards

Fumbles/Ball Lost

Touchdowns

Rushing	11
Passing	7
Returns	1

EAGLES

Total First Downs

Rushing	na
Passing	na
Penalty	na

3rd Down: Made/Att

3rd Down Pct.

4th Down: Made/Att

4th Down Pct.

Possession Avg.

Total Net Yards

Avg. Per Game	225.6
Total Plays	623
Avg. Per Play	4.0

Net Yards Rushing

Avg. Per Game	170.5
Total Rushes	460

Net Yards Passing

Avg. Per Game	52.4
Sacked/Yards Lost	na

Gross Yards

Att./Completions

Completion Pct.

Had Intercepted

Punts/Average

Net Punting Avg.

Penalties/Yards

Fumbles/Ball Lost

Touchdowns

Rushing	11
Passing	7
Returns	1

OPP

Total First Downs

Rushing	na
Passing	na
Penalty	na

3rd Down: Made/Att

3rd Down Pct.

4th Down: Made/Att

4th Down Pct.

Possession Avg.

Total Net Yards

Avg. Per Game	202.1
Total Plays	546
Avg. Per Play	4.1

Net Yards Rushing

Avg. Per Game	150.7
Total Rushes	411

Net Yards Passing

Avg. Per Game	49.5
Sacked/Yards Lost	na

Gross Yards

Att./Completions

Completion Pct.

Had Intercepted

Punts/Average

Net Punting Avg.

Penalties/Yards

Fumbles/Ball Lost

Touchdowns

Rushing	9
Passing	1
Returns	0

Rushing

	No.	Yds	Avg	Lg	TD
Hanson	146	805	5.5	na	7
Ellstrom	72	287	4.0	na	1
Storm	81	281	3.5	na	2
Leonard	55	207	3.8	na	1
Matesic	63	181	2.9	na	0
Weiner	9	37	4.1	na	0
Roberts	10	28	2.8	na	0
Knapper	10	19	1.9	na	0
Kirkman	6	12	2.0	na	0
Lackman	4	9	2.3	na	0
Kavel	2	5	2.5	na	0
Pilconis	1	5	5.0	5	0
Johnson	1	0	0.0	0	0

Eagles

Opponents

No.	460	411
Yds	1876	1658
Avg	4.1	4.0
Lg	na	na
TD	11	9

Receiving

	No.	Yds	Avg	Lg	TD
Carter	16	238	14.9	na	4
Kirkman	8	114	14.3	na	1
Storm	5	34	6.8	na	0
Hanson	5	22	4.4	na	0
Lackman	4	83	20.8	na	0
Matesic	3	38	12.7	na	1
Leonard	3	7	2.3	na	0
Ellstrom	1	18	18.0	18	0
Kenneally	1	12	12.0	12	0
Gonya	1	4	4.0	4t	1
Pilconis	1	3	3.0	3	0

Eagles

Opponents

No.	48	38
Yds	576	547
Avg	12.0	14.4
Lg	na	na
TD	7	1

Passing

	Att	Cmp	Yds	Cmp%	Yds/Att	TD	TD%	Int	Int%	Lg	Sk/Lost	Rat
Matesic	60	20	278	33.3	4.63	2	3.3	5	8.3	na	na	25.6
Storm	30	8	97	26.7	3.23	0	0.0	6	20.0	na	na	1.0
Kirkman	23	7	38	30.4	1.65	1	4.3	2	8.7	na	na	18.2
Ellstrom	14	3	40	21.4	2.86	1	7.1	5	35.7	na	na	23.8
Hanson	12	4	28	33.3	2.33	0	0.0	2	16.7	na	na	2.8
Leonard	10	2	29	20.0	2.90	0	0.0	0	0.0	na	na	39.6
Knapper	7	0	0	0.0	0.00	0	0.0	3	42.9	0	na	0.0
Weiner	6	3	40	50.0	6.67	2	33.3	0	0.0	na	na	111.1
Barnhart	1	1	4	100.0	4.00	1	100.0	0	0.0	4t	na	122.9
Eagles	163	48	576	29.4	3.53	7	4.3	23	14.1	na	na	16.5
Opponents	135	41	545	30.4	4.04	1	0.7	22	16.3	na	na	7.1

1935
Eagles
Statistics



Record: 2-9, 5th in Eastern					
Head Coach: Lud Wray					
S-13	L	7-17	Pittsburgh	NA	
S-20	L	0-35	at Detroit	12,000	
O-09	W	17-6	at Pittsburgh	6,271	
O-13	L	0-39	Chicago Bears	NA	
O-27	L	6-17	at Brooklyn Dodgers	NA	
N-03	W	7-6	at Boston Redskins	10,000	
N-05	L	0-3	Brooklyn Dodgers	NA	
N-10	L	3-12	at Chi. Cardinals	6,000	
N-24	L	0-10	at NY Giants	NA	
D-01	L	14-21	NY Giants	NA	
D-08	L	6-13	Green Bay	4,000	

TEAM STATS	EAGLES	OPP
Total First Downs	82	117
Rushing	na	na
Passing	na	na
Penalty	na	na
3rd Down: Made/Att	na	na
3rd Down Pct.	na	na
4th Down: Made/Att	na	na
4th Down Pct.	na	na
Possession Avg.	na	na
Total Net Yards	2003	2667
Avg. Per Game	182.1	242.5
Total Plays	580	611
Avg. Per Play	3.5	4.4
Net Yards Rushing	1054	1697
Avg. Per Game	95.8	154.3
Total Rushes	411	443
Net Yards Passing	823	871
Avg. Per Game	74.8	79.2
Sacked/Yards Lost	na	na
Gross Yards	na	na
Att./Completions	169/46	168/59
Completion Pct.	27.2	35.1
Had Intercepted	30	23
Punts/Average	na	na
Net Punting Avg.	na	na
Penalties/Yards	na	na
Fumbles/Ball Lost	na	na
Touchdowns	8	24
Rushing	2	15
Passing	6	6
Returns	0	3

Rushing	No.	Yds	Avg	Lg	TD
S.Hanson	77	209	2.7	na	0
Weinstock	58	176	3.0	na	0
Leonard	74	171	2.3	na	1
Storm	84	164	2.0	na	0
Matesic	50	138	2.8	na	1
Sebastian	17	76	4.5	na	0
Lackman	22	56	2.5	na	0
Rowe	7	21	3.0	na	0
Carter	7	19	2.7	na	0
Thomason	3	14	4.7	na	0
Manske	3	9	3.0	na	0
Banas	5	3	0.6	na	0
Brian	1	2	2.0	2	0
Kenneally	3	-4	-1.3	na	0
Eagles	411	1054	2.6	na	2
Opponents	443	1697	3.8	na	15

Receiving	No.	Yds	Avg	Lg	TD
Carter	11	260	23.6	na	2
Manske	9	205	22.8	na	4
Weinstock	8	107	13.4	na	0
Lackman	5	49	9.8	na	0
S.Hanson	4	82	20.5	na	0
Storm	3	44	14.7	na	0
Pitts	2	21	10.5	na	0
Sebastian	1	19	19.0	19	0
Robison	1	18	18.0	18	0
Thomason	1	16	16.0	16	0
Campbell	1	2	2.0	2	0
Eagles	46	823	17.9	na	6
Opponents	59	871	14.8	na	6

Passing	Att	Cmp	Yds	Cmp%	Yds/Att	TD	TD%	Int	Int%	Lg	Sk/Lost	Rat
Matesic	64	15	284	23.4	4.44	2	3.1	13	20.3	na	na	16.4
Storm	44	15	372	34.1	8.45	3	6.8	10	22.7	na	na	48.9
Leonard	32	11	119	34.4	3.72	0	0.0	3	9.4	na	na	7.2
Rowe	11	1	6	9.1	0.55	0	0.0	2	18.2	6	na	0.0
Kupcinec	5	1	6	20.0	1.20	0	0.0	0	0.0	6	na	39.6
Weinstock	5	1	12	20.0	2.40	0	0.0	1	20.0	12	na	0.0
Sebastian	4	0	0	0.0	0.00	0	0.0	1	25.0	0	na	0.0
Banas	2	0	0	0.0	0.00	0	0.0	0	0.0	0	na	39.6
S.Hanson	1	1	23	100.0	23.00	0	0.0	0	0.0	23	na	118.8
Kirkman	1	1	1	100.0	1.00	1	100.0	0	0.0	1t	na	118.8
Eagles	169	46	823	27.2	4.87	6	3.6	30	17.8	na	na	19.6
Opponents	168	59	871	35.1	5.18	6	3.6	23	13.7	na	na	25.3

<u>Score By Periods</u>	<u>Q1</u>	<u>Q2</u>	<u>Q3</u>	<u>Q4</u>	<u>OT</u>	<u>Pts</u>		
Eagles	24	20	9	7	0	60		
Opponents	23	58	30	68	0	179		
<u>Scoring</u>	<u>TD</u>	<u>Ru</u>	<u>Pa</u>	<u>Rt</u>	<u>PAT</u>	<u>FG</u>	<u>2Pt</u>	<u>Pts</u>
Manske	4	0	4	0			0	24
Carter	2	0	2	0			0	12
Reese	0	0	0	0	4/5	1/2	0	7
Leonard	1	1	0	0			0	6
Matesic	1	1	0	0			0	6
Jorgensen	0	0	0	0	1/1	1/1	0	4
Kirkman	0	0	0	0	1/1	0/0	0	1
Eagles	8	2	6	0	6/8	2/3	0	60
Opp.	24	15	6	3	17/24	6/7	0	179

1936 Eagles Statistics



Record: 1-11, 5th in Eastern Head Coach: Bert Bell

S-13	W	10-7	NY Giants	20,000
S-20	L	3-26	Boston Redskins	20,000
S-27	L	0-17	Chicago Bears	25,000
O-04	L	0-18	at Brook. Dodgers	10,000
O-11	L	0-23	Detroit	15,000
O-14	L	0-17	at Pittsburgh	10,042
O-18	L	7-17	at Boston Redskins	4,000
O-25	L	17-21	at NY Giants	15,000
N-05	L	0-6	Pittsburgh (Johnstown, PA)	7,891
N-08	L	0-13	at Chicago Cardinals	1,500
N-22	L	7-28	Chicago Bears	10,000
N-29	L	7-13	Brook. Dodgers	5,000

TEAM STATS

Total First Downs

EAGLES

99

OPP

132

Rushing

Passing

Penalty

3rd Down: Made/Att

na

na

3rd Down Pct.

na

na

4th Down: Made/Att

na

na

4th Down Pct.

na

na

Possession Avg.

na

na

Total Net Yards

2068

2857

Avg. Per Game

172.3

238.1

Total Plays

643

615

Avg. Per Play

3.2

4.6

Net Yards Rushing

1415

1973

Avg. Per Game

117.9

164.4

Total Rushes

473

468

Net Yards Passing

603

853

Avg. Per Game

50.3

71.1

Sacked/Yards Lost

na

na

Gross Yards

na

na

Att./Completions

170/39

147/61

Completion Pct.

22.9

41.5

Had Intercepted

36

15

Punts/Average

na

na

Net Punting Avg.

na

na

Penalties/Yards

na

na

Fumbles/Ball Lost

na

na

Touchdowns

6

26

Rushing

2

12

Passing

3

10

Returns

1

4

Rushing

	No.	Yds	Avg	Lg	TD
Hanson	119	359	3.0	na	1
Thomason	109	333	3.1	na	0
Smukler	99	321	3.2	na	0
Kusko	49	209	4.3	na	1
Jackson	46	76	1.7	na	0
Leonard	33	72	2.2	na	0
Bassman	4	19	4.8	na	0
Masters	7	18	2.6	na	0
Frey	7	8	1.1	na	0
Eagles	473	1415	3.0	na	2
Opponents	468	1973	4.2	na	12

Receiving

	No.	Yds	Avg	Lg	TD
Manske	17	325	19.1	na	0
Leonard	5	46	9.2	na	1
Pilconis	4	51	12.8	na	1
Carter	4	42	10.5	na	1
Frey	3	65	21.7	na	0
Hanson	3	33	11.0	na	0
Bassman	2	38	19.0	na	0
Mulligan	1	3	3.0	3	0
Eagles	39	603	15.5	na	3
Opponents	61	853	14.0	na	10

Passing

	Att	Cmp	Yds	Cmp%	Yds/Att	TD	TD%	Int	Int%	Lg	Sk/Lost	Rat
Smukler	68	21	345	30.9	5.07	3	4.4	6	8.8	na	na	26.9
Jackson	35	7	80	20.0	2.29	0	0.0	11	31.4	na	na	0.0
Kusko	27	6	108	22.2	4.00	0	0.0	8	29.6	na	na	4.2
Hanson	15	0	0	0.0	0.00	0	0.0	4	26.7	0	na	0.0
Thomason	10	1	11	10.0	1.10	0	0.0	3	30.0	11	na	0.0
Leonard	6	2	45	33.3	7.50	0	0.0	2	33.3	na	na	21.5
Masters	6	1	11	16.7	1.83	0	0.0	1	16.7	11	na	0.0
Bassman	3	1	3	33.3	1.00	0	0.0	1	33.3	3	na	2.8
Manske	0	0	0	---	---	0	---	0	---	0	na	---
Eagles	170	39	603	22.9	3.55	3	1.8	36	21.2	na	na	8.2
Opponents	147	61	853	41.5	5.80	10	6.8	15	10.2	na	na	43.9

Score By Periods

	Q1	Q2	Q3	Q4	OT	Pts
Eagles	17	10	7	17	0	51
Opponents	23	74	57	52	0	206

Scoring

	TD	Ru	Pa	Rt	PAT	FG	2Pt	Pts
Reese	0	0	0	0	3/3	2/2	0	9
Thomason	1	0	0	1	1/1	0/0	0	7
Carter	1	0	1	0			0	6
Hanson	1	1	0	0			0	6
Kusko	1	1	0	0			0	6
Leonard	1	0	1	0			0	6
Pilconis	1	0	1	0			0	6
Smukler	0	0	0	0	2/2	1/1	0	5
Eagles	6	2	3	1	6/6	3/3	0	51
Opp.	26	12	10	4	20/26	10/13	0	206

1937
Eagles
Statistics



Record: 2-8-1, 5th in Eastern
Head Coach: Bert Bell

S-05	L	14-27	at Pittsburgh	8,588
S-10	L	7-13	Brooklyn Dodgers	5,221
S-21	L	3-21	Cleveland Rams	3,107
S-28	T	6-6	Chicago Cardinals	3,912
O-03	L	7-16	NY Giants	4,878
O-10	W	14-0	at Washington	7,320
O-17	L	0-21	at NY Giants	20,089
O-24	L	7-10	Washington	6,580
O-31	L	7-16	at Pittsburgh Pirates	2,772
N-07	W	14-10	at Brooklyn Dodgers	8,373
N-14	L	7-37	at Green Bay	13,340

TEAM STATS

Total First Downs

Rushing	na
Passing	na
Penalty	na
3rd Down: Made/Att	na
3rd Down Pct.	na
4th Down: Made/Att	na
4th Down Pct.	na
Possession Avg.	na

Total Net Yards

Avg. Per Game	160.5
Total Plays	492
Avg. Per Play	3.6
Net Yards Rushing	884
Avg. Per Game	80.4
Total Rushes	285

Net Yards Passing

Avg. Per Game	77.2
Sacked/Yards Lost	na
Gross Yards	na
Att./Completions	207/63
Completion Pct.	30.4
Had Intercepted	24

Punts/Average

Net Punting Avg.

Penalties/Yards

Fumbles/Ball Lost

Touchdowns

Rushing	2
Passing	8
Returns	2

EAGLES

67

na
na
na

na

na

na

na

na

1766

160.5

492

3.6

884

80.4

285

849

77.2

na

na

207/63

30.4

24

na

na

na

na

12

2

8

2

OPP

130

na
na
na

na

na

na

na

na

3150

286.4

698

4.5

1812

164.7

502

1315

119.5

na

na

196/79

40.3

19

na

na

na

na

24

6

15

3

Rushing

Mortell	No.	Yds	Avg	Lg	TD
Mortell	100	312	3.1	na	0
Smukler	92	247	2.7	na	1
Keen	34	154	4.5	na	0
Hanson	18	59	3.3	na	1
Masters	9	32	3.6	na	0
Kusko	17	27	1.6	na	0
Pilconis	2	21	10.5	na	0
Baze	3	14	4.7	na	0
Frey	5	11	2.2	na	0
Arnold	5	7	1.4	na	0
Eagles	285	884	3.1	na	2
Opponents	502	1812	3.6	na	6

Receiving

Hewitt	No.	Yds	Avg	Lg	TD
Hewitt	16	197	12.3	na	5
Carter	15	282	18.8	na	3
Arnold	8	142	17.8	na	0
Pilconis	6	59	9.8	na	0
Keen	5	45	9.0	na	0
Masters	4	60	15.0	na	0
Frey	4	19	4.8	na	0
Kusko	2	47	23.5	na	0
Baze	1	2	2.0	2	0
Mortell	1	0	0.0	0	0
Smukler	1	-4	-4.0	-4	0
Eagles	63	849	13.5	na	8
Opponents	79	1315	16.6	na	15

Passing

Smukler	Att	Cmp	Yds	Cmp%	Yds/Att	TD	TD%	Int	Int%	Lg	Sk/Lost	Rat
Smukler	118	42	432	35.6	3.66	5	4.2	14	11.9	na	na	21.5
Mortell	71	18	320	25.4	4.51	2	2.8	8	11.3	na	na	15.7
Kusko	7	2	11	28.6	1.57	0	0.0	2	28.6	na	na	0.0
Keen	5	1	86	20.0	17.20	1	20.0	0	0.0	na	na	118.8
Baze	3	0	0	0.0	0.00	0	0.0	0	0.0	na	na	39.6
Hanson	2	0	0	0.0	0.00	0	0.0	0	0.0	na	na	39.6
Frey	1	0	0	0.0	0.00	0	0.0	0	0.0	na	na	39.6
Eagles	207	63	849	30.4	4.10	8	3.9	24	11.6	na	na	17.8
Opponents	196	79	1315	40.3	6.71	15	7.7	19	9.7	na	na	49.6

Score By Periods

Eagles	Q1	Q2	Q3	Q4	OT	Pts
Eagles	21	31	0	34	0	86
Opponents	35	43	28	71	0	177

Scoring

Hewitt	TD	Ru	Pa	Rt	PAT	FG	2Pt	Pts
Hewitt	5	0	5	0			0	30
Carter	3	0	3	0			0	18
Smukler	1	1	0	0	8/9	1/1	0	17
Hanson	1	1	0	0			0	6
Harper	1	0	0	1			0	6
Pilconis	1	0	0	1			0	6
Reese	0	0	0	0	3/3	0/0	0	3
Eagles	12	2	8	2	11/12	1/1	0	86
Opp.	24	6	15	3	18/24	5/7	0	177

1938 Eagles Statistics



Record: 5-6, 4th in Eastern
Head Coach: Bert Bell

S-11	L	23-26	Washington	20,000
S-16	W	27-7	at Pittsburgh (Buffalo, NY)	19,749
S-25	W	14-10	NY Giants	20,000
O-02	L	6-28	Chicago Bears	22,245
O-16	L	7-17	at NY Giants	33,187
O-23	L	14-20	at Washington	3,000
O-26	W	7-0	at Chicago Cardinals (Erie, PA)	15,000
N-06	L	7-10	Brooklyn Dodgers	12,000
N-13	L	14-32	at Brooklyn Dodgers	13,052
N-20	W	14-7	Pittsburgh Pirates (Charleston, WV)	6,500
D-04	W	21-7	at Detroit	19,000

<u>Rushing</u>	<u>No.</u>	<u>Yds</u>	<u>Avg</u>	<u>Lg</u>	<u>TD</u>
Smukler	96	313	3.3	na	1
Mortell	110	296	2.7	na	0
Riffle	65	227	3.5	na	1
Bukant	48	119	2.5	na	0
Arnold	19	22	1.2	na	0
Dow	4	20	5.0	na	0
Keen	3	10	3.3	na	0
Cole	1	4	4.0	4	0
Eagles	346	1011	2.9	na	2
Opponents	463	1855	4.0	na	12

<u>Receiving</u>	<u>No.</u>	<u>Yds</u>	<u>Avg</u>	<u>Lg</u>	<u>TD</u>
Carter	27	386	14.3	na	7
Hewitt	18	237	13.2	na	4
Arnold	6	74	12.3	na	2
Ramsey	5	122	24.4	na	1
Dow	5	88	17.6	na	1
Cole	2	9	4.5	na	0
Pylman	1	1	1.0	1	0
Eagles	64	917	14.3	na	15
Opponents	97	1396	14.4	na	7

<u>Score By Periods</u>	<u>Q1</u>	<u>Q2</u>	<u>Q3</u>	<u>Q4</u>	<u>OT</u>	<u>Pts</u>
Eagles	31	40	56	27	0	154
Opponents	28	65	39	32	0	164

<u>Scoring</u>	<u>TD</u>	<u>Ru</u>	<u>Pa</u>	<u>Rt</u>	<u>PAT</u>	<u>FG</u>	<u>2Pt</u>	<u>Pts</u>
Carter	8	0	7	1			0	48
Arnold	4	0	2	2	3/3	0/1	0	27
Hewitt	4	0	4	0			0	24
Smukler	2	1	0	1	6/6	0/2	0	18
Reese	0	0	0	0	10/13	1/6	0	13
Dow	1	0	1	0			0	6
Pylman	1	0	0	1			0	6
Ramsey	1	0	1	0			0	6
Riffle	1	1	0	0			0	6
Burnette LG	0	0	0	0	0/0	0/1	0	0
Eagles	22	2	15	5	19/22	1/9	0	154
Opp.	22	12	7	3	17/21	4/4	1	164

TEAM STATS

Total First Downs

EAGLES

86

OPP

146

Rushing

47

89

Passing

30

46

Penalty

9

11

3rd Down: Made/Att

na

na

3rd Down Pct.

na

na

4th Down: Made/Att

na

na

4th Down Pct.

na

na

Possession Avg.

na

na

Total Net Yards

1927

3270

Avg. Per Game

175.2

297.3

Total Plays

537

660

Avg. Per Play

3.6

5.0

Net Yards Rushing

1011

1855

Avg. Per Game

91.9

168.6

Total Rushes

346

463

Net Yards Passing

917

1396

Avg. Per Game

83.4

126.9

Sacked/Yards Lost

na

na

Gross Yards

na

na

Att./Completions

191/64

197/97

Completion Pct.

33.5

49.2

Had Intercepted

19

16

Punts/Average

na

na

Net Punting Avg.

na

na

Penalties/Yards

na

na

Fumbles/Ball Lost

na

na

Touchdowns

22

22

Rushing

2

12

Passing

15

7

Returns

5

3

<u>Passing</u>	<u>Att</u>	<u>Cmp</u>	<u>Yds</u>	<u>Cmp%</u>	<u>Yds/Att</u>	<u>TD</u>	<u>TD%</u>	<u>Int</u>	<u>Int%</u>	<u>Lg</u>	<u>Sk/Lost</u>	<u>Rat</u>
Smukler	102	42	524	41.2	5.14	8	7.8	8	7.8	na	na	51.3
Mortell	57	12	201	21.1	3.53	6	10.5	7	12.3	na	na	37.3
Riffle	31	9	178	29.0	5.74	1	3.2	4	12.9	na	na	22.2
Bukant	1	1	14	100.0	14.00	0	0.0	0	0.0	na	na	118.8
Eagles	191	64	917	33.5	4.80	15	7.9	19	9.9	na	na	36.6
Opponents	197	97	1396	49.2	7.09	7	3.6	16	8.1	na	na	50.6

1939 Eagles Statistics



Record: 1-9-1, T-4th in Eastern
Head Coach: Bert Bell

S-17	L	0-7	Washington	33,258
S-24	L	3-13	NY Giants	30,600
O-01	T	0-0	Brooklyn Dodgers	1,880
O-15	L	10-27	at NY Giants	34,471
O-22	L	14-23	at Brooklyn Dodgers	13,057
N-05	L	6-7	at Washington	20,444
N-12	L	16-23	Green Bay	23,000
N-19	L	14-27	at Chicago Bears	21,398
N-23	W	17-14	Pittsburgh	20,000
N-26	L	12-24	at Pittsburgh	8,788
D-03	L	13-35	at Cleveland Rams (Col. Springs, CO)	9,189

<u>Rushing</u>	<u>No.</u>	<u>Yds</u>	<u>Avg</u>	<u>Lg</u>	<u>TD</u>
Smukler	45	218	4.8	na	0
Murray	49	137	2.8	na	1
Bukant	59	136	2.3	na	3
Mortell	37	88	2.4	na	0
Riffle	18	61	3.4	na	0
Ellis	1	6	6.0	6	0
Carter	1	4	4.0	4	0
Arnold	8	1	0.1	na	0
Hewitt	1	1	1.0	1	0
Newton	1	0	0.0	0	0
Dow	1	-7	-7.0	-7	0
O'Brien	108	-14	-0.1	na	1
Eagles	329	631	1.9	na	5
Opponents	455	1661	3.7	na	11

<u>Score By Periods</u>	<u>Q1</u>	<u>Q2</u>	<u>Q3</u>	<u>Q4</u>	<u>OT</u>	<u>Pts</u>
Eagles	9	34	16	46	0	105
Opponents	37	54	48	61	0	200

<u>Scoring</u>	<u>TD</u>	<u>Ru</u>	<u>Pa</u>	<u>Rt</u>	<u>PAT</u>	<u>FG</u>	<u>2Pt</u>	<u>Pts</u>
Murray	2	1	1	0	8/12	2/4	0	26
Bukant	3	3	0	0			0	18
Arnold	2	0	1	1			0	12
Carter	2	0	2	0			0	12
Reese	0	0	0	0	1/1	2/4	0	7
Hewitt	1	0	1	0			0	6
Newton	1	0	1	0			0	6
O'Brien	1	1	0	0			0	6
Ramsey	1	0	1	0			0	6
Schmitt	1	0	0	1			0	6
Eagles	14	5	7	2	9/13	4/8	0	105
Opp.	25	11	11	3	23/25	9/18	0	200

<u>Punting</u>	<u>No</u>	<u>Yds</u>	<u>Avg</u>	<u>Net</u>	<u>TB</u>	<u>Lg</u>	<u>B</u>
Murray	33	1220	37.0	37.0	0	54	0
Mortell	23	907	39.4	39.4	0	62	1
Riffle	17	683	40.2	40.2	0	49	0
Smukler	10	483	48.3	48.3	0	62	0
O'Brien	3	120	40.0	40.0	0	64	0
Arnold	1	42	42.0	42.0	0	42	0
Bukant	1	54	54.0	54.0	0	54	0
Eagles	88	3509	39.9	34.6	0	64	1
Opponents	73	2890	39.6	34.5	0	80	2

TEAM STATS

Total First Downs

Rushing	43
Passing	44
Penalty	10

3rd Down: Made/Att

3rd Down Pct.

4th Down: Made/Att

4th Down Pct.

Possession Avg.

Total Net Yards

Avg. Per Game

Total Plays

Avg. Per Play

Net Yards Rushing

Avg. Per Game

Total Rushes

Net Yards Passing

Avg. Per Game

Sacked/Yards Lost

Gross Yards

Att./Completions

Completion Pct.

Had Intercepted

Punts/Average

Net Punting Avg.

Penalties/Yards

Fumbles/Ball Lost

Touchdowns

Rushing

Passing

Returns

EAGLES

Total First Downs

3rd Down: Made/Att

3rd Down Pct.

4th Down: Made/Att

4th Down Pct.

Possession Avg.

Total Net Yards

Avg. Per Game

Total Plays

Avg. Per Play

Net Yards Rushing

Avg. Per Game

Total Rushes

Net Yards Passing

Avg. Per Game

Sacked/Yards Lost

Gross Yards

Att./Completions

Completion Pct.

Had Intercepted

Punts/Average

Net Punting Avg.

Penalties/Yards

Fumbles/Ball Lost

Touchdowns

Rushing

Passing

Returns

OPP

Total First Downs

3rd Down: Made/Att

3rd Down Pct.

4th Down: Made/Att

4th Down Pct.

Possession Avg.

Total Net Yards

Avg. Per Game

Total Plays

Avg. Per Play

Net Yards Rushing

Avg. Per Game

Total Rushes

Net Yards Passing

Avg. Per Game

Sacked/Yards Lost

Gross Yards

Att./Completions

Completion Pct.

Had Intercepted

Punts/Average

Net Punting Avg.

Penalties/Yards

Fumbles/Ball Lost

Touchdowns

Rushing

Passing

Returns

Receiving

Ramsey	31	359	11.6	na	1
Carter	24	292	12.2	na	2
Hewitt	15	243	16.2	na	1
Arnold	13	207	15.9	na	1
Murray	13	144	11.1	na	1
Newton	9	123	13.7	na	1
Riffle	6	57	9.5	na	0
Dow	5	58	11.6	na	0
Kolberg	3	33	11.0	na	0
Eagles	119	1516	12.7	na	7
Opponents	98	1290	13.2	na	11

Passing

O'Brien	201	99	1324	49.3	6.59	6	3.0	17	8.5	na	na	45.3
Mortell	41	12	134	29.3	3.27	1	2.4	0	0.0	na	na	48.8
Smukler	20	7	56	35.0	2.80	0	0.0	4	20.0	na	na	4.2
Riffle	4	1	2	25.0	0.50	0	0.0	1	25.0	na	na	0.0
Bukant	1	0	0	0.0	0.00	0	0.0	0	0.0	na	na	39.6
Hewitt	0	0	0	---	---	0	---	0	---	na	na	---
Eagles	267	119	1516	44.6	5.68	7	2.6	22	8.2	na	na	37.3
Opponents	210	98	1290	46.7	6.14	11	5.2	17	8.1	na	na	50.3

1940 Eagles Statistics



Record: 1-10, 5th in Eastern Head Coach: Bert Bell

S-15	L	20-27	at Green Bay	11,657
S-22	L	13-21	at Cleveland Rams	15,941
S-28	L	14-20	NY Giants	26,431
O-04	L	17-30	at Brooklyn Dodgers	24,008
O-13	L	7-17	at NY Giants	30,317
O-20	L	17-34	Washington	25,062
O-26	L	7-21	Brooklyn Dodgers	6,500
N-10	L	3-7	at Pittsburgh	9,556
N-17	L	0-21	Detroit	6,327
N-28	W	7-0	Pittsburgh	4,200
D-01	L	6-13	at Washington	25,838

TEAM STATS

Total First Downs

Rushing	40
Passing	72
Penalty	10
3rd Down: Made/Att	na
3rd Down Pct.	na
4th Down: Made/Att	na
4th Down Pct.	na

Possession Avg.

Total Net Yards

Avg. Per Game	195.7
Total Plays	679
Avg. Per Play	3.2

Net Yards Rushing

Avg. Per Game	27.1
Total Rushes	317

Net Yards Passing

Avg. Per Game	168.6
Sacked/Yards Lost	na
Gross Yards	na
Att./Completions	362/152
Completion Pct.	42.0
Had Intercepted	20

Punts/Average

Net Punting Avg.

Penalties/Yards

Fumbles/Ball Lost

Touchdowns

Rushing	8
Passing	6
Returns	1

EAGLES

Total First Downs

Rushing	77
Passing	35
Penalty	3
3rd Down: Made/Att	na
3rd Down Pct.	na
4th Down: Made/Att	na
4th Down Pct.	na

Possession Avg.

Total Net Yards

Avg. Per Game	195.7
Total Plays	679
Avg. Per Play	3.2

Net Yards Rushing

Avg. Per Game	27.1
Total Rushes	317

Net Yards Passing

Avg. Per Game	168.6
Sacked/Yards Lost	na
Gross Yards	na
Att./Completions	362/152
Completion Pct.	42.0
Had Intercepted	20

Punts/Average

Net Punting Avg.

Penalties/Yards

Fumbles/Ball Lost

Touchdowns

Rushing	8
Passing	6
Returns	1

OPP

Total First Downs

Rushing	77
Passing	35
Penalty	3
3rd Down: Made/Att	na
3rd Down Pct.	na
4th Down: Made/Att	na
4th Down Pct.	na

Possession Avg.

Total Net Yards

Avg. Per Game	195.7
Total Plays	679
Avg. Per Play	3.2

Net Yards Rushing

Avg. Per Game	27.1
Total Rushes	317

Net Yards Passing

Avg. Per Game	168.6
Sacked/Yards Lost	na
Gross Yards	na
Att./Completions	362/152
Completion Pct.	42.0
Had Intercepted	20

Punts/Average

Net Punting Avg.

Penalties/Yards

Fumbles/Ball Lost

Touchdowns

Rushing	8
Passing	6
Returns	1

Rushing

	No.	Yds	Avg	Lg	TD
Riffle	81	238	2.9	na	4
Hackney	32	101	3.2	na	1
Emmons	29	77	2.7	na	1
Cole	26	75	2.9	na	0
Bukant	18	50	2.8	na	1
Arnold	3	9	3.0	na	0
Murray	8	7	0.9	na	0
Schmitt	1	6	6.0	6	0
McDonald	2	-2	-1.0	na	0
Carter	1	-3	-3.0	-3	0
Looney	2	-4	-2.0	na	0
Watkins	14	-76	-5.4	na	0
O'Brien	100	-180	-1.8	na	1

Eagles

Opponents

Receiving

	No.	Yds	Avg	Lg	TD
Looney	58	707	12.2	na	4
Ramsey	17	143	8.4	na	0
McDonald	14	289	20.6	na	0
Carter	12	201	16.8	na	0
Murray	12	125	10.4	na	0
Wendlick	8	67	8.4	na	0
Riffle	8	58	7.3	na	1
Arnold	7	145	20.7	na	0
Kolberg	6	43	7.2	na	0
Emmons	3	19	6.3	na	1
Cole	2	11	5.5	na	0
Hackney	2	4	2.0	na	0
Newton	1	22	22.0	22	0
Bukant	1	13	13.0	13	0
Schmitt	1	8	8.0	8	0

Eagles

Opponents

INTs

	No.	Yds	Avg	Lg	TD
O'Brien	4	92	23.0	51	0
Murray	2	10	5.0	6	0
Kolberg	1	15	15.0	15	0
Newton	1	12	12.0	12	0
Bukant	1	10	10.0	10	0
Ramsey	1	5	5.0	5	0
Arnold	1	4	4.0	4	0
Cherundolo	1	0	0.0	0	0

Eagles

Opponents

Score By Periods

	Q1	Q2	Q3	Q4	OT	Pts
Eagles	16	27	14	54	0	111
Opponents	65	46	64	36	0	211

Scoring

	TD	Ru	Pa	Rt	PAT	FG	2Pt	Pts
Looney	5	0	4	1			0	30
Riffle	5	4	1	0			0	30
Emmons	2	1	1	0			0	12
Somers	0	0	0	0	1/1	2/9	0	7
Bukant	1	1	0	0			0	6
Cole	0	0	0	0	3/4	1/1	0	6
Hackney	1	1	0	0			0	6
Murray	0	0	0	0	6/8	0/1	0	6
O'Brien	1	1	0	0			0	6
Watkins	0	0	0	0	2/2	0/0	0	2
Eagles	15	8	6	1	12/15	3/11	0	111
Opp.	28	18	9	1	23/28	6/11	1	211

Punting

	No	Yds	Avg	Net	TB	Lg	B
Murray	30	1098	36.6	36.6	0	50	0
Bukant	15	568	37.9	37.9	0	52	0
Riffle	14	479	34.2	34.2	0	48	0
Cole	10	336	33.6	33.6	0	66	0
Kolberg	10	401	40.1	40.1	0	50	0
O'Brien	6	246	41.0	41.0	0	56	0
Watkins	2	45	22.5	22.5	0	35	0
Eagles	87	3173	36.5	29.1	0	66	0
Opponents	74	2781	37.6	32.3	0	85	2

Passing

	Att	Cmp	Yds	Cmp%	Yds/Att	TD	TD%	Int	Int%	Lg	Sk/Lost	Rat
O'Brien	277	124	1290	44.8	4.66	5	1.8	17	6.1	na	na	39.2
Watkins	85	28	565	32.9	6.65	1	1.2	3	3.5	na	na	46.4
Eagles	362	152	1855	42.0	5.12	6	1.7	20	5.5	na	na	40.9
Opponents	151	80	1012	53.0	6.70	9	6.0	12	7.9	na	na	60.9

1941 Eagles Statistics



Record: 2-8-1, 4th in Eastern Head Coach: Greasy Neale

S-13	L	0-24	NY Giants	25,478
S-21	W	10-7	at Pittsburgh	12,893
S-27	L	13-24	Brooklyn Dodgers	16,341
O-12	L	0-16	at NY Giants	30,842
O-19	L	17-21	Washington	19,071
O-26	W	21-14	Chicago Cardinals	12,683
N-02	L	6-15	at Brooklyn Dodgers	15,899
N-09	T	7-7	Pittsburgh	15,601
N-16	L	17-21	at Detroit	16,306
N-30	L	14-49	Chicago Bears	32,608
D-07	L	14-20	at Washington	27,102

TEAM STATS

	EAGLES	OPP
Total First Downs	128	126
Rushing	60	72
Passing	59	47
Penalty	9	7
3rd Down: Made/Att	na	na
3rd Down Pct.	na	na
4th Down: Made/Att	na	na
4th Down Pct.	na	na
Possession Avg.	na	na
Total Net Yards	2313	2887
Avg. Per Game	210.3	262.5
Total Plays	609	673
Avg. Per Play	3.8	4.3
Net Yards Rushing	849	1485
Avg. Per Game	77.2	135.0
Total Rushes	360	435
Net Yards Passing	1363	1369
Avg. Per Game	123.9	124.5
Sacked/Yards Lost	na	na
Gross Yards	na	na
Att./Completions	249/115	238/100
Completion Pct.	46.2	42.0
Had Intercepted	27	21
Punts/Average	69/41.0	66/37.0
Net Punting Avg.	69/33.1	68/33.6
Penalties/Yards	54/407	52/495
Fumbles/Ball Lost	24/15	21/10
Touchdowns	16	29
Rushing	6	12
Passing	10	14
Returns	0	3

Score By Periods	Q1	Q2	Q3	Q4	OT	Pts
Eagles	35	40	31	13	0	119
Opponents	29	48	42	99	0	218

Passing	Att	Cmp	Yds	Cmp%	Yds/Att	TD	TD%	Int	Int%	Lg	Sk/Lost	Rat
Thompson	162	86	959	53.1	5.92	8	4.9	14	8.6	50		51.4
Barnum	55	19	260	34.5	4.73	0	0.0	10	18.2	33		11.0
Watkins	10	6	62	60.0	6.20	1	10.0	0	0.0	15		111.3
Castiglia	7	0	0	0.0	0.00	0	0.0	1	14.3	0		0.0
DeSantis	7	3	78	42.9	11.14	1	14.3	1	14.3	40t		84.2

Basca 0-4 (1 INT), McAfee 1-4, 4 yards

Eagles	249	115	1363	46.2	5.47	10	4.0	27	10.8	50		37.2
Opponents	238	100	1369	42.0	5.75	14	5.9	21	8.8	71t		43.9

Rushing

	No.	Yds	Avg	Lg	TD
Castiglia	60	183	3.1	47t	4
DeSantis	45	125	2.8	26	0
Fox	21	97	4.6	13	0
Banta	27	92	3.4	31	1
Bartholomew	21	69	3.3	10	0
Landsberg	23	69	3.0	33	0
Barnum	35	64	1.8	20	0
Gloden	22	55	2.5	10	0
Basca	15	44	2.9	18	1
Tomasetti	10	37	3.7	11	0
Watkins	15	11	0.7	8	0
McAfee	9	6	0.7	3	0
Ghecas	2	0	0.0	3	0
Conti	1	-1	-1.0	-1	0
Thompson	54	-2	-0.0	14	0

Eagles	360	849	2.4	47t	6
Opponents	435	1485	3.4	46	12

Receiving

	No.	Yds	Avg	Lg	TD
Humbert	29	332	11.4	33	3
Krieger	19	240	12.6	33	2
Piro	10	141	14.1	26	1
Fox	6	71	11.8	21	0
Tomasetti	5	54	10.8	40t	1
Shonk	5	52	10.4	14	0
Landsberg	5	51	10.2	19	0
Cabrelli	4	90	22.5	50	1
DeSantis	4	53	13.3	19	0
Watkins	4	36	9.0	16	0
Thompson	4	30	7.5	13	1
Castiglia	4	24	6.0	11	0
McAfee	3	30	10.0	13	1
Bartholomew	3	15	5.0	7	0
Basca	2	45	22.5	25	0
Banta	2	42	21.0	37	0
Ferrante	2	22	11.0	12	0
Gloden	2	13	6.5	11	0
Barnum	1	11	11.0	11	0
Hershey	1	11	11.0	11	0

Eagles	115	1363	11.9	50	10
Opponents	100	1369	13.7	71t	14

Punting

	No	Yds	Avg	Net	TB	Lg	B
Barnum	41	1788	43.6	42.6	2	68	0
Basca	10	348	34.8	29.6	0	45	0
Banta	9	412	45.8	45.8	0	67	0
DeSantis	7	206	29.4	29.4	0	45	0
McAfee	1	32	32.0	32.0	0	32	0
Thompson	1	43	43.0	43.0	0	43	0

Eagles	69	2829	41.0	33.1	2	68	0
Opponents	66	2445	37.0	33.6	1	70	2

Scoring

	TD	Ru	Pa	Rt	PAT	FG	2Pt	Pts
Castiglia	4	4	0	0			0	24
Basca	1	1	0	0	9/9	1/2	0	18
Humbert	3	0	3	0			0	18
Krieger	2	0	2	0			0	12
Barnum	0	0	0	0	2/2	2/6	0	8
McAfee	1	0	1	0	2/2	0/0	0	8
Banta	1	1	0	0			0	6
Cabrelli	1	0	1	0			0	6
Piro	1	0	1	0			0	6
Thompson	1	0	1	0			0	6
Tomasetti	1	0	1	0			0	6
DeSantis	0	0	0	0	1/1	0/0	0	1
Eagles	16	6	10	0	14/14	3/8	0	119
Opp.	29	12	14	3	27/29	5/13	1	218

INTs

	No.	Yds	Avg	Lg	TD
Basca	3	27	9.0	na	0
Thompson	3	24	8.0	na	0
Landsberg	2	45	22.5	na	0
Graham	2	39	19.5	na	0
DeSantis	2	37	18.5	na	0
Barnum	2	20	10.0	na	0
Feibish	1	9	9.0	9	0
Cemore	1	6	6.0	6	0
Bartholomew	1	5	5.0	5	0
Shonk	1	1	1.0	1	0
Castiglia	1	0	0.0	0	0
Humbert	1	0	0.0	0	0
Piro	1	0	0.0	0	0

Eagles	21	213	10.1	na	0
Opponents	27	522	19.3	na	2

Kickoff Returns

	No.	Yds	Avg	Lg	TD
Castiglia	7	199	28.4	72	0
DeSantis	6	144	24.0	30	0
Barnum	3	58	19.3	24	0
Bartholomew	2	56	28.0	45	0
Landsberg	2	49	24.5	38	0
McAfee	2	64	32.0	39	0
Basca	1	22	22.0	22	0
Fox	1	16	16.0	16	0
Ghecas	1	17	17.0	17	0
Hinkle	1	5	5.0	5	0
Humbert	1	15	15.0	15	0
Piro	1	33	33.0	33	0
Shonk	1	16	16.0	16	0
Thompson	1	23	23.0	23	0
Watkins	1	17	17.0	17	0

Eagles	31	734	23.7	72	0
Opponents	26	502	19.3	53	0

Punt Returns

	Ret	FC	Yds	Avg	Lg	TD
DeSantis	9	0	80	8.9	18	0
Thompson	5	0	27	5.4	15	0
McAfee	3	0	21	7.0	13	0
Watkins	3	0	17	5.7	8	0
Landsberg	2	0	15	7.5	9	0
Tomasetti	2	0	30	15.0	15	0

Bartholomew 1-1, Basca 1-8, Ghecas 1-11

Eagles	27	0	210	7.8	18	0
Opponents	37	0	503	13.6	25	0

1942 Eagles Statistics



Record: 2-9, 5th in Eastern Head Coach: Greasy Neale

S-13	W	24-14	at Pittsburgh	13,349
S-20	L	14-24	at Cleveland Rams (Akron, OH)	6,434
S-27	L	14-35	Brooklyn Dodgers (Buffalo, NY)	5,286
O-04	L	10-14	Washington	15,500
O-11	L	17-35	at NY Giants	28,264
O-18	L	0-14	Pittsburgh	12,500
O-25	L	14-45	at Chicago Bears	15,372
N-01	L	27-30	at Washington	32,658
N-08	L	0-14	NY Giants	13,600
N-15	W	14-7	at Brooklyn Dodgers	3,858
N-29	L	0-7	Green Bay	13,700

TEAM STATS

	EAGLES	OPP
Total First Downs	124	131
Rushing	66	78
Passing	50	40
Penalty	8	13
3rd Down: Made/Att	na	na
3rd Down Pct.	na	na
4th Down: Made/Att	na	na
4th Down Pct.	na	na
Possession Avg.	na	na
Total Net Yards	2535	3010
Avg. Per Game	230.5	273.6
Total Plays	619	642
Avg. Per Play	4.1	4.7
Net Yards Rushing	1089	1717
Avg. Per Game	99.0	156.1
Total Rushes	406	464
Net Yards Passing	1416	1241
Avg. Per Game	128.7	112.8
Sacked/Yards Lost	na	na
Gross Yards	na	na
Att./Completions	213/96	178/79
Completion Pct.	45.1	44.4
Had Intercepted	17	18
Punts/Average	71/40.1	65/40.4
Net Punting Avg.	73/33.8	65/31.2
Penalties/Yards	47/392	51/452
Fumbles/Ball Lost	26/11	20/10
Touchdowns	18	33
Rushing	6	15
Passing	8	12
Returns	3	5

Score By Periods

	Q1	Q2	Q3	Q4	OT	Pts
Eagles	20	41	24	49	0	134
Opponents	73	38	76	52	0	239

Passing

	Att	Cmp	Yds	Cmp%	Yds/Att	TD	TD%	Int	Int%	Lg	Sk/Lost	Rat
Thompson	203	95	1410	46.8	6.95	8	3.9	16	7.9	65t		50.3
Barnum	9	1	6	11.1	0.67	0	0.0	1	11.1	6		0.0
Jefferson	1	0	0	0.0	0.00	0	0.0	0	0.0	0		39.6
Eagles	213	96	1416	45.1	6.65	8	3.8	17	8.0	65t		46.6
Opponents	178	79	1241	44.4	6.97	12	6.7	18	10.1	53t		51.0

Rushing

	No.	Yds	Avg	Lg	TD
Davis	43	207	4.8	44	2
Pritchard	35	193	5.5	36	0
Ted Williams	50	183	3.7	33t	2
Steele	24	124	5.2	55	0
Tomasetti	45	102	2.3	14	0
Erdlitz	21	69	3.3	17	1
Barnum	30	64	2.1	7	0
Jefferson	11	57	5.2	13	0
Johnson	27	54	2.0	13	0
Stackpool	15	47	3.1	9	0
Hall	8	14	1.8	11	0
Meyer	2	13	6.5	10	0
Masters	1	3	3.0	3	0
Supulski	1	1	1.0	1	0
Binotto	1	-10	-10.0	-10	0
Thompson	92	-32	-0.3	22	1

Eagles	406	1089	2.7	55	6
Opponents	464	1717	3.7	63	15

Receiving

	No.	Yds	Avg	Lg	TD
Meyer	16	324	20.3	60	1
Cabrelli	15	229	15.3	29	1
Johnson	9	123	13.7	65t	2
Ted Williams	9	58	6.4	15	0
Supulski	8	149	18.6	41t	1
Steele	7	114	16.3	36	1
Davis	6	93	15.5	48	1
Erdlitz	5	78	15.6	42	0
Priestley	4	47	11.8	15	0
Combs	4	44	11.0	19t	1
Tomasetti	4	22	5.5	8	0
Barnum	3	54	18.0	32	0
Stackpool	2	59	29.5	39	0
Hall	2	18	9.0	14	0
Pritchard	2	4	2.0	4	0

Eagles	96	1416	14.8	65t	8
Opponents	79	1241	15.7	53t	12

INTs

	No.	Yds	Avg	Lg	TD
Thompson	4	28	7.0	22	0
Pritchard	3	23	7.7	10	0
Steele	2	49	24.5	29	0
Davis	2	35	17.5	35	0
Tomasetti	1	23	23.0	23	0
Barnum	1	11	11.0	11	0
Hayden	1	5	5.0	5	0
Supulski	1	5	5.0	5	0
Erdlitz	1	0	0.0	0	0
Gerber	1	0	0.0	0	0
Graves	1	0	0.0	0	0

Eagles	18	179	9.9	35	0
Opponents	17	224	13.2	34	0

Scoring

	TD	Ru	Pa	Rt	PAT	FG	2Pt	Pts
Davis	3	2	1	0				0 18
Barnum	0	0	0	0	7/8	3/7		0 16
Erdlitz	1	1	0	0	8/8	0/0		0 14
Steele	2	0	1	1	1/1	0/0		0 13
Johnson	2	0	2	0				0 12
Ted Williams	2	2	0	0				0 12
Cabrelli	1	0	1	0				0 6
Combs	1	0	1	0				0 6
Meyer	1	0	1	0				0 6
Pate	1	0	0	1				0 6
Pritchard	1	0	0	1				0 6
Sears	1	0	0	1				0 6
Supulski	1	0	1	0				0 6
Thompson	1	1	0	0				0 6
Graves	0	0	0	0	1/1	0/0		0 1
Kasky	0	0	0	0	0/0	0/1		0 0
Eagles	18	6	8	4	17/18	3/8	0	134
Opp.	33	15	12	6	32/33	3/14	0	239

Punting

	No	Yds	Avg	Net	TB	Lg	B
Barnum	50	2106	42.1	37.5	0	65	1
Pritchard	17	595	35.0	35.0	0	45	0
Steele	2	61	30.5	30.5	0	51	1
Hall	1	36	36.0	36.0	0	36	0
Jefferson	1	50	50.0	50.0	0	50	0
Eagles	71	2848	40.1	33.8	0	65	2
Opponents	65	2627	40.4	31.2	0	63	0

Kickoff Returns

	No.	Yds	Avg	Lg	TD
Davis	9	140	15.6	28	0
Steele	6	140	23.3	36	0
Thompson	5	76	15.2	22	0
Pritchard	3	134	44.7	97t	1
Tomasetti	4	90	22.5	31	0
Jefferson	3	74	24.7	22	0
Ted Williams	3	58	19.3	22	0
Johnson	2	40	20.0	20	0
Barnum	1	16	16.0	16	0
Erdlitz	1	25	25.0	25	0
Hall	1	22	22.0	22	0
Hrabetin	1	7	7.0	7	0
Meyer	1	14	14.0	14	0
Smith	1	13	13.0	13	0
Stackpool	1	13	13.0	13	0
Eagles	42	900	21.4	97t	1
Opponents	26	632	24.3	95t	1

Punt Returns

	Ret	FC	Yds	Avg	Lg	TD
Pritchard	11	na	107	9.7	19	0
Davis	10	na	84	8.4	16	0
Steele	9	na	264	20.4	80t	1
Thompson	8	na	60	7.5	12	0
Tomasetti	3	na	37	12.3	20	0
Barnum	1	na	44	44.0	44	0
Eagles	42	na	596	14.2	80t	1
Opponents	31	na	445	14.4	51	0

1943 Eagles Statistics



Record: 5-4-1, 3rd in Eastern					
Head Coach: Greasy Neale & Walt Kiesling					
O-02	W	17-0	Brooklyn Dodgers	11,131	
O-09	W	28-14	NY Giants	15,340	
O-17	L	21-48	at Chicago Bears	21,744	
O-24	L	14-42	at NY Giants	42,681	
O-31	W	34-13	Chi. Cardinals (Pitt.)	16,351	
N-07	T	14-14	Washington	28,893	
N-14	L	7-13	at Brooklyn Dodgers	7,614	
N-21	W	35-34	Detroit (Pitt.)	23,338	
N-28	W	27-14	at Washington	35,826	
D-05	L	28-38	Green Bay	34,294	

<u>TEAM STATS</u>	<u>EAGLES</u>	<u>OPP</u>
Total First Downs	138	96
Rushing	96	42
Passing	32	41
Penalty	10	13
3rd Down: Made/Att	na	na
3rd Down Pct.	na	na
4th Down: Made/Att	na	na
4th Down Pct.	na	na
Possession Avg.	na	na
Total Net Yards	2878	2301
Avg. Per Game	287.8	230.1
Total Plays	634	533
Avg. Per Play	4.5	4.3
Net Yards Rushing	1730	793
Avg. Per Game	173.0	79.3
Total Rushes	459	312
Net Yards Passing	1138	1393
Avg. Per Game	113.8	139.3
Sacked/Yards Lost	na	na
Gross Yards	na	na
Att./Completions	175/65	221/102
Completion Pct.	37.1	46.2
Had Intercepted	20	22
Punts/Average	62/34.4	60/40.0
Net Punting Avg.	65/28.8	62/34.4
Penalties/Yards	54/484	59/466
Fumbles/Ball Lost	37/15	20/8
Touchdowns	32	33
Rushing	17	10
Passing	11	15
Returns	4	7

<u>Score By Periods</u>	<u>Q1</u>	<u>Q2</u>	<u>Q3</u>	<u>Q4</u>	<u>OT</u>	<u>Pts</u>
Steagles	73	28	14	110	0	225
Opponents	49	85	48	48	0	230

<u>Passing</u>	<u>Att</u>	<u>Cmp</u>	<u>Yds</u>	<u>Cmp%</u>	<u>Yds/Att</u>	<u>TD</u>	<u>TD%</u>	<u>Int</u>	<u>Int%</u>	<u>Lg</u>	<u>Sk/Lost</u>	<u>Rat</u>
Zimmerman	124	43	846	34.7	6.82	9	7.3	17	13.7	60t	0/0	44.0
Sherman	37	16	208	43.2	5.62	2	5.4	1	2.7	49	0/0	68.3
Butler	13	6	84	46.2	6.46	0	0.0	1	7.7	26	0/0	35.4
Steele	1	0	0	0.0	0.00	0	0.0	1	100.0	0	0/0	0.0
Steagles	175	65	1138	37.1	6.50	11	6.3	20	11.4	60t	0/0	41.5
Opponents	221	102	1393	46.2	6.30	15	6.8	22	10.0	72t	0/0	49.8

<u>Rushing</u>	<u>No.</u>	<u>Yds</u>	<u>Avg</u>	<u>Lg</u>	<u>TD</u>
Hinkle	116	571	4.9	56	3
Steele	85	409	4.8	47t	4
Butler	87	362	4.2	69	3
Thurbon	71	291	4.1	25	5
Gauer	12	69	5.8	25	0
Kish	22	50	2.3	11	0
Laux	9	23	2.6	12	0
Bova	1	11	11.0	11	0
Masters	2	6	3.0	7	0
Sader	3	5	1.7	16	0
Steward	1	-6	-6.0	-6	0
Sherman	17	-20	-1.2	5	1
Zimmerman	33	-41	-1.2	12	1

Steagles	459	1730	3.8	69	17
Opponents	312	793	2.5	59	10

<u>Receiving</u>	<u>No.</u>	<u>Yds</u>	<u>Avg</u>	<u>Lg</u>	<u>TD</u>
Bova	17	419	24.6	51t	5
Cabrelli	12	199	16.6	49	1
Steele	9	168	18.7	60t	2
Kish	8	67	8.4	17	1
Thurbon	6	100	16.7	43	1
Butler	3	63	21.0	37	0
Miller	3	60	20.0	32	1
Hewitt	2	22	11.0	11	0
Laux	2	19	9.5	15	0
Gauer	2	18	9.0	14	0
Hinkle	1	3	3.0	3	0

Steagles	65	1138	17.5	60t	11
Opponents	102	1393	13.7	72t	15

<u>INTs</u>	<u>No.</u>	<u>Yds</u>	<u>Avg</u>	<u>Lg</u>	<u>TD</u>
Kish	5	114	22.8	86t	1
Zimmerman	5	19	3.8	10	0
Hinkle	4	98	24.5	91	0
Cabrelli	1	24	24.0	24t	1
Laux	1	24	24.0	24	0
Graves	1	15	15.0	15	0
Wukits	1	7	7.0	7	0
Thurbon	1	3	3.0	3	0
Conti	1	0	0.0	0	0
Gauer	1	0	0.0	0	0
Miller	1	0	0.0	0	0

Steagles	22	304	13.8	91	2
Opponents	20	268	13.4	45	1

<u>Scoring</u>	<u>TD</u>	<u>Ru</u>	<u>Pa</u>	<u>Rt</u>	<u>PAT</u>	<u>FG</u>	<u>2Pt</u>	<u>Pts</u>
Steele	6	4	2	0				0 36
Thurbon	6	5	1	0				0 36
Zimmerman	1	1	0	0	26/28	1/7		0 35
Bova	5	0	5	0				0 30
Hinkle	4	3	0	1				0 24
Butler	3	3	0	0				0 18
Cabrelli	2	0	1	1				0 12
Kish	2	0	1	1				0 12
Miller	1	0	1	0				0 6
Sherman	1	1	0	0				0 6
Wukits	1	0	0	1				0 6
Laux	0	0	0	0	2/2	0/0		0 2
Paschka	0	0	0	0	2/2	0/0		0 2

Steagles	32	17	11	4	30/32	1/7	0	225
Opp.	33	10	15	8	29/33	1/11	0	230

<u>Punting</u>	<u>No</u>	<u>Yds</u>	<u>Avg</u>	<u>Net</u>	<u>TB</u>	<u>Lg</u>	<u>B</u>
Zimmerman	44	1521	34.6	31.7	0	53	2
Butler	11	407	37.0	37.0	0	45	0
Hinkle	4	78	19.5	19.5	0	45	1
Steward	2	84	42.0	42.0	0	47	0
Kish	1	42	42.0	42.0	0	42	0
Steagles	62	2132	34.4	28.8	0	53	3
Opponents	60	2398	40.0	34.4	0	74	2

<u>Kickoff Returns</u>	<u>No.</u>	<u>Yds</u>	<u>Avg</u>	<u>Lg</u>	<u>TD</u>
Hinkle	11	217	19.7	30	0
Steele	11	236	21.5	28	0
Butler	6	92	15.3	22	0
Thurbon	6	150	25.0	35	0
Zimmerman	3	55	18.3	20	0
Masters	2	37	18.5	19	0
Sears	1	15	15.0	15	0
Steagles	40	802	20.1	35	0
Opponents	34	828	24.4	98t	2

<u>Punt Returns</u>	<u>Ret</u>	<u>FC</u>	<u>Yds</u>	<u>Avg</u>	<u>Lg</u>	<u>TD</u>
Butler	13	na	108	8.3	15	0
Steele	12	na	152	12.7	30	0
Hinkle	4	na	45	11.3	14	0
Thurbon	2	na	19	9.5	14	0
Laux	1	na	11	11.0	11	0
Steagles	32	na	335	10.5	30	0
Opponents	28	na	347	12.4	34	0

1943 STEAGLES

With the shortage of manpower due to World War II, the Eagles and Steelers merged for the 1943 football season to become the Steagles. The Steagles, who finished their only season 5-4-1, split their home games between Philadelphia's Shibe Park and Pittsburgh's Forbes Field.

1944 Eagles Statistics



Record: 7-1-2 2nd in Eastern
Head Coach: Greasy Neale

S-26	W	28-7	at Boston Yanks	25,061
O-08	T	31-31	Washington	32,549
O-22	W	38-0	Boston Yanks	24,638
O-29	W	24-17	at NY Giants	42,639
N-05	W	21-7	at Brooklyn Dodgers	15,289
N-12	T	21-21	NY Giants	33,248
N-19	W	37-7	at Washington	35,540
N-26	L	7-28	Chicago Bears	34,035
D-03	W	34-0	Brooklyn Tigers	13,467
D-10	W	26-13	Cleveland Rams	24,123

TEAM STATS

Total First Downs

Rushing	73
Passing	27
Penalty	10
3rd Down: Made/Att	na
3rd Down Pct.	na
4th Down: Made/Att	na
4th Down Pct.	na

Possession Avg.

na

Total Net Yards

Avg. Per Game	262.1
Total Plays	560
Avg. Per Play	4.7

Net Yards Rushing

Avg. Per Game	166.1
Total Rushes	424

Net Yards Passing

Avg. Per Game	94.1
Sacked/Yards Lost	na
Gross Yards	na
Att./Completions	136/55
Completion Pct.	40.4
Had Intercepted	12

Punts/Average

55/39.8

Net Punting Avg.

56/33.6

Penalties/Yards

66/523

Fumbles/Ball Lost

36/20

Touchdowns

37

Rushing 21

Passing 9

Returns 6

Score By Periods

Eagles 69

Opponents 41

EAGLES

Total First Downs

110

Rushing 73

Passing 27

Penalty 10

3rd Down: Made/Att na

3rd Down Pct. na

4th Down: Made/Att na

4th Down Pct. na

Possession Avg.

na

Total Net Yards

2621

Avg. Per Game 262.1

Total Plays 560

Avg. Per Play 4.7

Net Yards Rushing

1661

Avg. Per Game 166.1

Total Rushes 424

Net Yards Passing

941

Avg. Per Game 94.1

Sacked/Yards Lost na

Gross Yards na

Att./Completions 136/55

Completion Pct. 40.4

Had Intercepted 12

Punts/Average

55/39.8

Net Punting Avg.

56/33.6

Penalties/Yards

66/523

Fumbles/Ball Lost

36/20

Touchdowns

37

Rushing 21

Passing 9

Returns 6

OPP

Total First Downs

86

Rushing 43

Passing 35

Penalty 8

3rd Down: Made/Att na

3rd Down Pct. na

4th Down: Made/Att na

4th Down Pct. na

Possession Avg.

na

Total Net Yards

1943

Avg. Per Game 194.3

Total Plays 552

Avg. Per Play 3.5

Net Yards Rushing

558

Avg. Per Game 55.8

Total Rushes 321

Net Yards Passing

1379

Avg. Per Game 137.9

Sacked/Yards Lost na

Gross Yards na

Att./Completions 231/105

Completion Pct. 45.5

Had Intercepted 33

Punts/Average

71/39.8

Net Punting Avg.

73/30.7

Penalties/Yards

79/570

Fumbles/Ball Lost

29/4

Touchdowns

19

Rushing 6

Passing 12

Returns 1

Rushing

Van Buren	80	444	5.6	70t
Hinkle	92	421	4.6	26
Bleeker	60	315	5.3	37
Steele	59	247	4.2	56t
Banta	38	198	5.2	60t
Kish	22	96	4.4	20
Macioszczyk	16	55	3.4	12
Jarvi	5	16	3.2	4
Laux	2	-1	-0.5	0
Cabrelli	1	-2	-2.0	-2
Miller	1	-2	-2.0	-2
Sherman	22	-42	-1.9	9
Zimmerman	26	-84	-3.2	5

Eagles

424

1661

3.9

70t

21

Opponents

321

558

1.7

68t

6

Receiving

Cabrelli	14	169	12.1	30t
Bleeker	8	299	37.4	75t
Miller	8	135	16.9	49
Kish	5	73	14.6	45t
McDonald	4	26	6.5	9
Ferrante	3	66	22.0	45t
Macioszczyk	3	28	9.3	21
Gauer	2	35	17.5	18
Hinkle	2	34	17.0	22
Durko	2	31	15.5	23t
Steele	1	22	22.0	22
Jarvi	1	9	9.0	9
Banta	1	8	8.0	8
Laux	1	6	6.0	6

Eagles

55

941

17.1

75t

9

Opponents

105

1379

13.1

70t

12

INTs

Steele	6	113	18.8	62
Van Buren	5	47	9.4	13
Kish	4	52	13.0	15
Zimmerman	4	36	9.0	14
Hinkle	2	62	31.0	50t
Sherman	2	34	17.0	29
Lindskog	1	65	65.0	65t
Miller	1	35	35.0	35t
Banta	1	34	34.0	34
Maronic	1	32	32.0	32
Manzini	1	16	16.0	16
McDonald	1	14	14.0	14
Friedman	1	2	2.0	2
Gauer	1	2	2.0	2
Bleeker	1	0	0.0	0
Jarvi	1	0	0.0	0

Eagles

33

544

16.5

65t

3

Opponents

12

160

13.3

34

0

No.

80	444	5.6	70t
92	421	4.6	26
60	315	5.3	37
59	247	4.2	56t
38	198	5.2	60t
22	96	4.4	20
16	55	3.4	12
5	16	3.2	4
2	-1	-0.5	0
1	-2	-2.0	-2
1	-2	-2.0	-2
22	-42	-1.9	9
26	-84	-3.2	5

Yds

424

1661

3.9

70t

21

Opponents

321

558

1.7

68t

6

Receiving

14	169	12.1	30t
8	299	37.4	75t
8	135	16.9	49
5	73	14.6	45t
4	26	6.5	9
3	66	22.0	45t
3	28	9.3	21
2	35	17.5	18
2	34	17.0	22
2	31	15.5	23t
1	22	22.0	22
1	9	9.0	9
1	8	8.0	8
1	6	6.0	6

Eagles

55

941

17.1

75t

9

Opponents

105

1379

13.1

70t

12

INTs

6	113	18.8	62
5	47	9.4	13
4	52	13.0	15
4	36	9.0	14
2	62	31.0	50t
2	34	17.0	29
1	65	65.0	65t
1	35	35.0	35t
1	34	34.0	34
1	32	32.0	32
1	16	16.0	16
1	14	14.0	14
1	2	2.0	2
1	2	2.0	2
1	0	0.0	0
1	0	0.0	0

Eagles

33

544

1945 Eagles Statistics



Record: 7-3, 2nd in Eastern Head Coach: Greasy Neale

O-07	W	21-6	Chicago Cardinals	25,581
O-14	L	24-28	at Detroit	22,580
O-21	L	14-24	at Washington	35,550
O-28	W	28-14	Cleveland Rams	38,149
N-04	W	45-3	at Pittsburgh	23,018
N-11	W	38-17	NY Giants	30,047
N-18	W	30-6	Pittsburgh	23,838
N-24	W	16-0	Washington	37,306
D-02	L	21-28	at NY Giants	45,372
D-09	W	35-7	Boston Yanks	27,905

TEAM STATS

Total First Downs

Rushing	74
Passing	47
Penalty	10
3rd Down: Made/Att	na
3rd Down Pct.	na
4th Down: Made/Att	na
4th Down Pct.	na

Possession Avg.

na

Total Net Yards

3009

Avg. Per Game 300.9

Total Plays 579

Avg. Per Play 5.2

Net Yards Rushing

1640

Avg. Per Game 164.0

Total Rushes 392

Net Yards Passing

1321

Avg. Per Game 132.1

Sacked/Yards Lost na

Gross Yards na

Att./Completions 187/98

Completion Pct. 52.4

Had Intercepted 14

Punts/Average

47/37.8

Net Punting Avg.

48/30.4

Penalties/Yards

61/529

Fumbles/Ball Lost

26/9

Touchdowns

38

Rushing 25

Passing 11

Returns 1

Score By Periods

	Q1	Q2	Q3	Q4	OT	Pts
Eagles	41	75	57	99	0	272
Opponents	22	28	35	48	0	133

Passing

	Att	Cmp	Yds	Cmp%	Yds/Att	TD	TD%	Int	Int%	Lg	Sk/Lost	Rat
Zimmerman	127	67	991	52.8	7.80	9	7.1	8	6.3	74t	na	75.9
Sherman	29	15	172	51.7	5.93	2	6.9	3	10.3	26t	na	53.3
Thompson	28	15	146	53.6	5.21	0	0.0	2	7.1	27	na	38.7
Steele	2	1	12	50.0	6.00	0	0.0	1	50.0	12	na	29.2
Van Buren	1	0	0	0.0	0.00	0	0.0	0	0.0	0	na	39.6
Eagles	187	98	1321	52.4	7.06	11	5.9	14	7.5	74t	na	63.6
Opponents	205	90	1243	43.9	6.06	10	4.9	19	9.3	70	na	41.6

Rushing

	No.	Yds	Avg	Lg	TD
Van Buren	143	832	5.8	69t	15
Steele	20	212	10.6	46	1
Bleeker	50	167	3.3	20	2
Karnofsky	41	134	3.3	19t	2
Kish	9	82	9.1	22	0
Butler	21	61	2.9	18	1
Banta	15	49	3.3	22t	1
Steinke	7	46	6.6	18	1
Hinkle	11	40	3.6	14	0
Castiglia	13	29	2.2	6	0
Erdlitz	6	24	4.0	16	0
Rogalla	2	2	1.0	6	0
Sherman	16	-7	-0.4	8	1
Warren	1	-7	-7.0	-7	0
Zimmerman	29	-11	-0.4	9	1
Thompson	8	-13	-1.6	7	0
Eagles	392	1640	4.2	69t	25
Opponents	328	817	2.5	49	7

Receiving

	No.	Yds	Avg	Lg	TD
Ferrante	21	464	22.1	74t	7
Cabrelli	15	140	9.3	19	0
Meyer	11	135	12.3	27	1
Van Buren	10	123	12.3	44t	2
Kish	8	78	9.8	18	0
McDonald	8	75	9.4	21t	1
Humbert	6	53	8.8	12	0
Karnofsky	5	113	22.6	38	0
Steele	3	42	14.0	31	0
Bleeker	3	32	10.7	15	0
Rogalla	2	22	11.0	17	0
Butler	2	14	7.0	9	0
Steinke	2	12	6.0	9	0
Banta	1	10	10.0	10	0
Hinkle	1	8	8.0	8	0
Eagles	98	1321	13.5	74t	11
Opponents	90	1243	13.8	70	10

Kickoff Returns

	No.	Yds	Avg	Lg	TD
Van Buren	13	373	28.7	98t	1
Karnofsky	6	164	27.3	57	0
Steele	3	72	24.0	27	0
Banta	2	37	18.5	19	0
Cabrelli	2	25	12.5	17	0
Butler	1	21	21.0	21	0
Hinkle	1	17	17.0	17	0
Kilroy	1	7	7.0	7	0
Steinke	1	18	18.0	18	0
Eagles	30	734	24.5	98t	1
Opponents	39	823	21.1	47	0

Scoring

	TD	Ru	Pa	Rt	PAT	FG	2Pt	Pts
Van Buren	18	15	2	1	2/2	0/0	0	110
Zimmerman	1	1	0	0	29/34	4/8	0	47
Ferrante	7	0	7	0			0	42
Bleeker	2	2	0	0			0	12
Karnofsky	2	2	0	0			0	12
Steele	2	1	0	1			0	12
Banta	1	1	0	0			0	6
Butler	1	1	0	0			0	6
McDonald	1	0	1	0			0	6
Meyer	1	0	1	0			0	6
Sherman	1	1	0	0			0	6
Steinke	1	1	0	0			0	6
Rogalla	0	0	0	0			0	1
Sanders	0	0	0	0	0/1	0/0	0	0
Eagles	38	25	11	2	31/37	4/8	0	272
Opp.	18	7	10	1	16/18	3/5	0	133

INTs

	No.	Yds	Avg	Lg	TD
Zimmerman	7	90	12.9	23	0
Thompson	2	33	16.5	25	0
Butler	1	32	32.0	32	0
Karnofsky	1	27	27.0	27	0
Lindskog	1	22	22.0	22	0
Hinkle	1	17	17.0	17	0
Ferrante	1	15	15.0	15	0
Steele	1	15	15.0	15	0
Erdlitz	1	3	3.0	3	0
Van Buren	1	2	2.0	2	0
Cabrelli	1	1	1.0	1	0
Kish	1	0	0.0	0	0
Eagles	19	257	13.5	32	0
Opponents	14	127	9.1	31	0

Punting

	No	Yds	Avg	Net	TB	Lg	B
Zimmerman	47	1778	37.8	30.4	3	64	1
Eagles	47	1778	37.8	30.4	3	64	1
Opponents	63	2360	37.5	30.0	1	68	4

Punt Returns

	Ret	FC	Yds	Avg	Lg	TD
Van Buren	14	na	154	11.0	24	0
Karnofsky	7	na	103	14.7	32	0
Banta	4	na	74	18.5	20	0
Bleeker	4	na	37	9.3	18	0
Hinkle	3	na	28	9.3	14	0
Steele	2	na	22	11.0	12	0
Steinke	2	na	27	13.5	15	0
Zimmerman	1	na	7	7.0	7	0
Eagles	37	na	452	12.2	32	0
Opponents	28	na	290	10.4	27	1

1946 Eagles Statistics



Record: 6-5, 2nd in Eastern
Head Coach: Greasy Neale

S-29	W	25-14	at LA Rams	30,500
O-06	W	49-25	Boston Yanks	33,986
O-13	L	7-19	Green Bay	36,127
O-20	L	14-21	at Chicago Bears	41,221
O-27	W	28-24	at Washington	33,691
N-03	W	24-14	NY Giants	40,059
N-10	L	17-45	at NY Giants	60,874
N-17	L	7-10	at Pittsburgh	38,882
N-24	L	10-27	Washington	36,633
D-01	W	10-7	Pittsburgh	29,943
D-08	W	40-14	at Boston Yanks	29,555

TEAM STATS

	EAGLES	OPP
Total First Downs	154	145
Rushing	73	71
Passing	69	56
Penalty	12	18
3rd Down: Made/Att	na	na
3rd Down Pct.	na	na
4th Down: Made/Att	na	na
4th Down Pct.	na	na
Possession Avg.	na	na
Total Net Yards	2917	2490
Avg. Per Game	265.2	226.4
Total Plays	640	638
Avg. Per Play	4.6	3.9
Net Yards Rushing	1263	1123
Avg. Per Game	114.8	102.1
Total Rushes	423	418
Net Yards Passing	1641	1360
Avg. Per Game	149.2	123.6
Sacked/Yards Lost	na	na
Gross Yards	na	na
Att./Completions	217/116	220/95
Completion Pct.	53.5	43.2
Had Intercepted	20	26
Punts/Average	57/38.2	64/40.3
Net Punting Avg.	57/32.0	65/31.5
Penalties/Yards	86/769	91/817
Fumbles/Ball Lost	54/27	36/18
Touchdowns	29	30
Rushing	12	16
Passing	14	11
Returns	3	3

Score By Periods

	Q1	Q2	Q3	Q4	OT	Pts
Eagles	54	58	61	58	0	231
Opponents	57	59	48	56	0	220

	Att	Cmp	Yds	Cmp%	Yds/Att	TD	TD%	Int	Int%	Lg	Sk/Lost	Rat
Thompson	103	57	745	55.3	7.23	6	5.8	9	8.7	45t	na	61.3
Zimmerman	79	41	597	51.9	7.56	4	5.1	8	10.1	59t	na	54.1
Sherman	33	17	264	51.5	8.00	4	12.1	3	9.1	53	na	80.1
Pritchard	1	0	0	0.0	0.00	0	0.0	0	0.0	0	na	39.6
Van Buren	1	1	35	100.0	35.00	0	0.0	0	0.0	35	na	118.8
Eagles	217	116	1641	53.5	7.56	14	6.5	20	9.2	59t	na	61.2
Opponents	220	95	1360	43.2	6.18	11	5.0	26	11.8	62t	na	40.9

Rushing

	No.	Yds	Avg	Lg	TD
Van Buren	116	529	4.6	58	5
Pritchard	42	218	5.2	68t	3
Steinke	38	154	4.1	40	1
Craft	27	108	4.0	24	0
Steele	31	108	3.5	43	1
Castiglia	39	87	2.2	14	1
Zimmerman	23	43	1.9	12	1
Muha	12	41	3.4	16	0
Hinkle	18	33	1.8	8	0
Kmetovic	5	30	6.0	27	0
Kish	6	13	2.2	4	0
Ormsbee	4	12	3.0	11	0
Sherman	21	8	0.4	12	0
Humbert	1	2	2.0	2	0
Bleeker	6	-7	-1.2	6	0
Thompson	34	-116	-3.4	6	0

Eagles	423	1263	3.0	68t	12
Opponents	418	1123	2.7	72	16

Receiving

	No.	Yds	Avg	Lg	TD
Ferrante	28	451	16.1	48t	4
Humbert	18	191	10.6	22	3
Pritchard	14	309	22.1	59t	3
Castiglia	11	51	4.6	23	0
Cabrelli	8	98	12.3	38t	1
Van Buren	6	75	12.5	33	0
Steinke	5	107	21.4	32	2
Steele	5	69	13.8	24	0
Kmetovic	4	68	17.0	38	0
Craft	4	48	12.0	35	0
Smeja	3	45	15.0	17	0
Bleeker	3	29	9.7	20	0
Kish	3	16	5.3	7	0
Krieger	2	47	23.5	35	0
MacDowell	1	28	28.0	28	0
Kuczynski	1	9	9.0	9t	1

Eagles	116	1641	14.1	59t	14
Opponents	95	1360	14.3	62t	11

Punt Returns

	Ret	FC	Yds	Avg	Lg	TD
Pritchard	12	na	166	13.8	42	0
Steele	9	na	82	9.1	18	0
Steinke	8	na	116	14.5	27	0
Van Buren	5	na	89	17.8	50t	1
Craft	4	na	47	11.8	16	0
Hinkle	1	na	4	4.0	4	0
Eagles	39	na	504	12.9	50t	1
Opponents	30	na	356	11.9	38	0

Scoring

	TD	Ru	Pa	Rt	PAT	FG	2Pt	Pts
Lio	1	0	0	1	27/27	6/11	0	51
Pritchard	6	3	3	0			0	36
Van Buren	6	5	0	1			0	36
Ferrante	4	0	4	0			0	24
Steinke	4	1	2	1			0	24
Humbert	3	0	3	0			0	18
Zimmerman	1	1	0	0	2/2	2/4	0	14
Cabrelli	1	0	1	0			0	6
Castiglia	1	1	0	0			0	6
Kuczynski	1	0	1	0			0	6
Steele	1	1	0	0			0	6
MacDowell	0	0	0	0			1	2
Eagles	29	12	14	3	29/29	8/15	2	231
Opp.	30	16	11	3	26/28	4/10	1	220

INTs

	No.	Yds	Avg	Lg	TD
Steinke	6	72	12.0	52t	1
Craft	3	105	35.0	49	0
Steele	3	69	23.0	30	0
Zimmerman	3	58	19.3	31	0
Pritchard	3	7	2.3	4	0
Hinkle	2	37	18.5	34	0
Wistert	1	27	27.0	27	0
Kish	1	13	13.0	13	0
Lindskog	1	10	10.0	10	0
Muha	1	8	8.0	8	0
Maronic	1	7	7.0	7	0
Kilroy	1	0	0.0	0	0
Eagles	26	413	15.9	52t	1
Opponents	20	380	19.0	44	1


Punting

	No	Yds	Avg	Net	TB	Lg	B
Zimmerman	23	890	38.7	38.7	0	52	0
Muha	22	843	38.3	37.8	0	64	0
Pritchard	7	242	34.6	34.6	0	64	0
Kish	4	163	40.8	40.8	0	50	0
Van Buren	1	41	41.0	41.0	0	41	0
Eagles	57	2179	38.2	32.0	0	64	0
Opponents	64	2577	40.3	31.5	3	69	1

Kickoff Returns

	No.	Yds	Avg	Lg	TD
Van Buren	11	319	29.0	63	0
Pritchard	8	164	20.5	42	0
Steele	8	120	15.0	31	0
Craft	4	86	21.5	28	0
Steinke	3	92	30.7	56	0
Castiglia	1	17	17.0	17	0
Gude	1	0	0.0	0	0
Hinkle	1	25	25.0	25	0
Humbert	1	18	18.0	18	0
Muha	1	23	23.0	23	0
Ormsbee	1	5	5.0	5	0
Smeja	1	12	12.0	12	0
Eagles	41	881	21.5	63	0
Opponents	40	822	20.6	50	0

1947 Eagles Statistics



Record: 8-4, t-1st in Eastern
Head Coach: Greasy Neale

S-28	W	45-42	Washington	35,406
O-05	W	23-0	NY Giants	29,823
O-12	L	7-40	at Chicago Bears	34,338
O-19	L	24-35	at Pittsburgh	33,538
O-26	W	14-7	LA Rams	36,364
N-02	W	38-14	at Washington	36,591
N-09	W	41-24	at NY Giants	29,016
N-16	W	32-0	Boston Yanks	26,498
N-23	L	14-21	at Boston Yanks	15,628
N-30	W	21-0	Pittsburgh	37,218
D-07	L	21-45	Chicago Cardinals	32,322
D-14	W	28-14	Green Bay	24,216

NFC DIVISIONAL PLAYOFF

D-21	W	21-0	at Pittsburgh	35,729
------	---	------	---------------	--------

NFL CHAMPIONSHIP

D-28	L	21-28	at Chicago Cardinals	30,759
------	---	-------	----------------------	--------

TEAM STATS

	EAGLES	OPP
Total First Downs	203	188
Rushing	109	75
Passing	68	86
Penalty	26	27
3rd Down: Made/Att	na	na
3rd Down Pct.	na	na
4th Down: Made/Att	na	na
4th Down Pct.	na	na
Possession Avg.	na	na
Total Net Yards	3625	3579
Avg. Per Game	302.1	298.3
Total Plays	697	714
Avg. Per Play	5.2	5.0
Net Yards Rushing	1971	1329
Avg. Per Game	164.3	110.8
Total Rushes	474	380
Net Yards Passing	1626	2220
Avg. Per Game	135.5	185.0
Sacked/Yards Lost	na/135	na/190
Gross Yards	1761	2410
Att./Completions	223/116	334/151
Completion Pct.	52.0	45.2
Had Intercepted	19	23
Punts/Average	63/42.3	70/38.4
Net Punting Avg.	63/36.2	71/27.9
Penalties/Yards	92/848	110/1017
Fumbles/Ball Lost	37/14	28/13
Touchdowns	43	34
Rushing	21	12
Passing	18	19
Returns	4	3

Passing	Att	Cmp	Yds	Cmp%	Yds/Att	TD	TD%	Int	Int%	Lg	Sk/Lost	Rat
Thompson	201	106	1680	52.7	8.36	16	8.0	15	7.5	69t	na	76.3
Mackrides	17	8	58	47.1	3.41	2	11.8	3	17.6	15	na	55.1
Sherman	5	2	23	40.0	4.60	0	0.0	1	20.0	13	na	15.0
Eagles	223	116	1761	52.0	7.90	18	8.1	19	8.5	69t	na/135	69.7
Opponents	334	151	2410	45.2	7.22	19	5.7	23	6.9	74t	na/190	60.1

Rushing	No.	Yds	Avg	Lg	TD
Van Buren	217	1008	4.6	45	13
Pritchard	69	294	4.3	31	1
McHugh	22	171	7.8	41	1
Steele	26	138	5.3	49	1
Muha	27	107	4.0	28t	1
Macioszczyk	30	104	3.5	11	0
Thompson	23	52	2.3	16	2
Steinke	16	50	3.1	15	0
Doss	11	45	4.1	20	0
Sherman	17	17	1.0	16	1
Hinkle	1	2	2.0	2	0
Craft	5	-1	-0.2	4	0
Kish	3	-1	-0.3	1	0
Mackrides	7	-15	-2.1	2t	1
Eagles	474	1971	4.2	49	21
Opponents	380	1329	3.5	47	12

Receiving	No.	Yds	Avg	Lg	TD
Pihos	23	382	16.6	66t	7
Ferrante	18	341	18.9	54t	4
Armstrong	17	197	11.6	46	2
Pritchard	16	315	19.7	69t	3
Humbert	13	139	10.7	19	0
Van Buren	9	79	8.8	35	0
Steinke	4	90	22.5	60t	1
Steele	4	62	15.5	44	0
Macioszczyk	3	20	6.7	8	0
Craft	2	66	33.0	34	1
Doss	2	17	8.5	19	0
McHugh	2	16	8.0	10	0
Prescott	1	15	15.0	15	0
Kish	1	12	12.0	12	0
Muha	1	10	10.0	10	0
Eagles	116	1761	15.2	69t	18
Opponents	151	2410	16.0	74t	19

Punt Returns	Ret	FC	Yds	Avg	Lg	TD
Pritchard	24	na	271	11.3	30	0
Steele	11	na	183	16.6	42	0
McHugh	10	na	156	15.6	69t	1
Steinke	6	na	69	11.5	30	0
Craft	1	na	5	5.0	5	0
Pihos	1	na	26	26.0	26t	1
Sears	1	na	6	6.0	6	0
Eagles	54	na	716	13.3	69t	2
Opponents	32	na	350	10.9	23	0

Score By Periods	Q1	Q2	Q3	Q4	OT	Pts
Eagles	88	66	82	72	0	308
Opponents	27	63	47	105	0	242

Scoring	TD	Ru	Pa	Rt	PAT	FG	2Pt	Pts
Van Buren	14	13	0	1				84
Pihos	8	0	7	1				48
Patton	0	0	0	0	36/40	3/14		45
Ferrante	4	0	4	0				24
Pritchard	4	1	3	0				24
Muha	2	1	0	1	0/0	1/5		15
Armstrong	2	0	2	0				12
McHugh	2	1	0	1				12
Thompson	2	2	0	0				12
Craft	1	0	1	0				6
Mackrides	1	1	0	0				6
Sherman	1	1	0	0				6
Steele	1	1	0	0				6
Steinke	1	0	1	0				6
Kekeris	0	0	0	0	2/3	0/1		2
Eagles	43	21	18	4	38/43	4/20	0	308
Opp.	34	12	19	3	32/34	2/10	0	242

INTs	No.	Yds	Avg	Lg	TD
Steele	6	103	17.2	42	0
McHugh	3	52	17.3	48	0
Prescott	3	5	1.7	5	0
Doss	2	31	15.5	23	0
Humbert	2	12	6.0	12	0
Kish	1	37	37.0	37	0
Steinke	1	17	17.0	17	0
Lindskog	1	15	15.0	15	0
Pritchard	1	12	12.0	12	0
Wojciechowicz	1	3	3.0	3	0
Craft	1	0	0.0	0	0
Van Buren	1	0	0.0	0	0
Eagles	23	287	12.5	48	0
Opponents	19	236	12.4	59t	2

Punting	No	Yds	Avg	Net	TB	Lg	B
Muha	53	2303	43.5	38.2	2	75	0
Kish	8	301	37.6	37.6	0	47	0
Pritchard	2	64	32.0	32.0	0	36	0
Eagles	63	2668	42.3	36.2	2	75	0
Opponents	70	2690	38.4	27.9	1	74	1

Kickoff Returns	No.	Yds	Avg	Lg	TD
Van Buren	13	382	29.4	95t	1
Pritchard	8	148	18.5	27	0
Ferrante	7	99	14.1	34	0
Armstrong	3	38	12.7	15	0
McHugh	3	50	16.7	30	0
Muha	3	55	18.3	24	0
Macioszczyk	2	36	18.0	18	0
Steele	2	17	8.5	14	0
Kish	1	10	10.0	10	0
Pihos	1	17	17.0	17	0
Steinke	1	2	2.0	2	0
Eagles	44	854	19.4	95t	1
Opponents	49	989	20.2	94t	1

1948 Eagles Statistics



Record: 9-2-1, 1st in Eastern Head Coach: Greasy Neale

S-24	L	14-21	at Chi. Cardinals	24,159
O-03	T	28-28	at LA Rams	24,597
O-10	W	45-0	New York Giants	22,804
O-17	W	45-0	at Washington	35,580
O-24	W	12-7	Chicago Bears	36,227
O-31	W	34-7	at Pittsburgh	32,859
N-07	W	35-14	at NY Giants	24,983
N-14	W	45-0	Boston Yanks	22,958
N-21	W	42-21	Washington	36,254
N-28	W	17-0	Pittsburgh	22,001
D-05	L	14-37	at Boston	9,652
D-12	W	45-21	Detroit	15,322
NFL CHAMPIONSHIP				
D-19	W	7-0	Chi. Cardinals	28,864

TEAM STATS

	EAGLES	OPP
Total First Downs	241	158
Rushing	119	62
Passing	99	83
Penalty	23	13
3rd Down: Made/Att	na	na
3rd Down Pct.	na	na
4th Down: Made/Att	na	na
4th Down Pct.	na	na
Possession Avg.	na	na
Total Net Yards	4577	2967
Avg. Per Game	381.4	247.3
Total Plays	829	714
Avg. Per Play	5.5	4.2
Net Yards Rushing	2378	1209
Avg. Per Game	198.2	100.8
Total Rushes	528	376
Net Yards Passing	2167	1749
Avg. Per Game	180.6	145.8
Sacked/Yards Lost	74	202
Gross Yards	2241	1951
Att./Completions	301/159	338/139
Completion Pct.	52.8	41.1
Had Intercepted	16	23
Punts/Average	62/45.9	88/38.8
Net Punting Avg.	62/38.0	88/31.3
Penalties/Yards	86/773	87/860
Fumbles/Ball Lost	35/18	33/16
Touchdowns	50	22
Rushing	21	5
Passing	27	14
Returns	2	3

Passing	Att	Cmp	Yds	Cmp%	Yds/Att	TD	TD%	Int	Int%	Lg	Sk/Lost	Rat
Thompson	246	141	1965	57.3	7.99	25	10.2	11	4.5	70t	na/74	98.4
Mackrides	53	18	276	34.0	5.21	2	3.8	4	7.5	28	0/0	25.1
Steele	1	0	0	0.0	0.00	0	0.0	1	100.0	0	0/0	0.0
Van Buren	1	0	0	0.0	0.00	0	0.0	0	0.0	0	0/0	39.6
Eagles	301	159	2241	52.8	7.45	27	9.0	16	5.3	70t	na/74	84.9
Opponents	338	139	1951	41.1	5.77	14	4.1	23	6.8	83	na/202	45.9

Rushing

	No.	Yds	Avg	Lg	TD
Van Buren	201	945	4.7	29	10
Pritchard	117	517	4.4	65t	4
Doss	62	193	3.1	18	0
Parmer	30	167	5.6	42t	3
Myers	21	118	5.6	29t	1
Kish	10	106	10.6	66t	1
Steele	13	99	7.6	56	1
Muha	25	90	3.6	14	0
Craft	13	67	5.2	23	0
Thompson	12	46	3.8	13	1
Steinke	5	17	3.4	8	0
McHugh	4	12	3.0	5	0
Mackrides	7	4	0.6	9	0
Pihos	8	-3	-.4	5	0

Eagles	528	2378	4.5	66t	21
Opponents	376	1209	3.2	40	5

Receiving

	No.	Yds	Avg	Lg	TD
Pihos	46	766	16.7	48	11
Ferrante	28	444	15.9	66t	7
Pritchard	27	252	9.3	34t	2
Armstrong	24	325	13.5	33	3
Van Buren	10	96	9.6	34	0
Doss	8	96	12.0	30	0
Myers	7	57	8.1	31	0
Craft	4	138	34.5	70t	2
Steele	2	43	21.5	32t	1
Muha	2	22	11.0	20t	1
Humbert	1	2	2.0	2	0

Eagles	159	2241	14.1	70t	27
Opponents	139	1951	14.0	83	14

Punting

	No	Yds	Avg	Net	TB	Lg	B
Muha	57	2694	47.3	40.2	4	82	0
Palmer	4	148	37.0	37.0	0	47	0
Johnson	1	5	5.0	5.0	0	5	1

Eagles	62	2847	45.9	38.0	4	82	1
Opponents	88	3412	38.8	31.3	5	66	0

Punt Returns

	Ret	FC	Yds	Avg	Lg	TD
Pritchard	24	na	282	11.8	55t	1
McHugh	18	na	220	12.2	55	0
Craft	3	na	32	10.7	17	0
Humbert	2	na	7	3.5	7	0
Doss	1	na	0	0.0	0	0
Kish	1	na	0	0.0	0	0
Palmer	1	na	8	8.0	8	0
Steele	1	na	5	5.0	5	0

Eagles	51	na	554	10.9	55t	1
Opponents	38	na	411	10.8	38	0

Score By Periods

	Q1	Q2	Q3	Q4	OT	Pts
Eagles	83	121	73	99	0	376
Opponents	17	56	28	55	0	156

Scoring

	TD	Ru	Pa	Rt	PAT	FG	2Pt	Pts
Patton	0	0	0	0	50/50	8/12	0	74
Pihos	11	0	11	0			0	66
Van Buren	10	10	0	0			0	60
Pritchard	8	4	2	2			0	48
Ferrante	7	0	7	0			0	42
Armstrong	3	0	3	0			0	18
Parmer	3	3	0	0			0	18
Craft	2	0	2	0			0	12
Steele	2	1	1	0			0	12
Kish	1	1	0	0			0	6
Muha	1	0	1	0	0/0	0/5	0	6
Myers	1	1	0	0			0	6
Thompson	1	1	0	0			0	6
Barnes	0	0	0	0			1	2
Eagles	50	21	27	2	50/50	8/17	1	376
Opp.	22	5	14	3	21/21	1/5	0	156

INTs

	No.	Yds	Avg	Lg	TD
Steele	6	55	9.2	33	0
Humbert	4	35	8.8	20	0
Kish	3	32	10.7	22	0
Van Buren	2	32	16.0	20	0
Armstrong	2	30	15.0	19	0
McHugh	2	27	13.5	15	0
Myers	2	9	4.5	8	0
Parmer	1	6	6.0	6	0
Wojciechowicz	1	2	2.0	2	0


Eagles	23	228	9.9	33	0
Opponents	16	257	16.1	89t	2

Kickoff Returns

	No.	Yds	Avg	Lg	TD
Van Buren	14	292	20.9	34	0
Pritchard	9	249	27.7	50	0
Green	2	24	12.0	21	0
Steele	2	30	15.0	20	0
Doss	1	26	26.0	26	0
Palmer	1	20	20.0	20	0
Parmer	1	14	14.0	14	0
Pihos	1	9	9.0	9	0
Steinke	1	17	17.0	17	0

Eagles	32	681	21.3	50	0
Opponents	48	990	20.6	48	0

1949 Eagles Statistics



Record: 11-1, 1st in Eastern Head Coach: Greasy Neale

S-22	W	7-0	at NY Bulldogs	4,355
O-03	W	22-14	at Detroit	20,163
O-08	W	28-3	Chi. Cardinals	33,716
O-16	L	21-38	at Chicago Bears	47,248
O-23	W	49-14	Washington	28,602
O-30	W	38-7	at Pittsburgh	37,840
N-06	W	38-14	LA Rams	38,230
N-13	W	44-21	at Washington	31,170
N-20	W	42-0	NY Bulldogs	22,165
N-27	W	34-17	Pittsburgh	22,191
D-04	W	24-3	at NY Giants	25,446
D-11	W	17-3	New York Giants	21,022
NFL CHAMPIONSHIP				
D-18	W	14-0	at LA Rams	22,245

TEAM STATS

Total First Downs

Rushing	143
Passing	87
Penalty	13
3rd Down: Made/Att	na
3rd Down Pct.	na
4th Down: Made/Att	na
4th Down Pct.	na

Possession Avg.

Total Net Yards

Avg. Per Game	370.7
Total Plays	883
Avg. Per Play	5.0
Net Yards Rushing	
Avg. Per Game	217.3
Total Rushes	632
Net Yards Passing	
Avg. Per Game	152.0
Sacked/Yards Lost	85
Gross Yards	1909
Att./Completions	251/130
Completion Pct.	51.8
Had Intercepted	14

Punts/Average

Net Punting Avg.

Penalties/Yards

Fumbles/Ball Lost

Touchdowns

Rushing	25
Passing	18
Returns	5

Passing

	Att	Cmp	Yds	Cmp%	Yds/Att	TD	TD%	Int	Int%	Lg	Sk/Lost	Rat
Thompson	214	116	1727	54.2	8.07	16	7.5	11	5.1	75t	na/73	84.4
Mackrides	36	14	182	38.9	5.06	2	5.6	2	5.6	37	na/12	34.5
Pritchard	1	0	0	0.0	0.00	0	0.0	1	100.0	0	0/0	0.0
Eagles	251	130	1909	51.8	7.61	18	7.2	14	5.6	75t	na/85	77.6
Opponents	303	121	1607	39.9	5.30	11	3.6	29	9.6	63t	na/359	30.0

Rushing

	No.	Yds	Avg	Lg	TD
Van Buren	263	1146	4.4	41	11
Pritchard	84	506	6.0	77t	3
Ziegler	84	283	3.4	41	1
Parmer	66	234	3.5	34	5
Scott	40	195	4.9	39	1
Myers	48	182	3.8	12	1
Muha	3	19	6.3	13	0
Mackrides	14	17	1.2	17	1
Thompson	15	17	1.1	5	2
Craft	11	5	0.5	6	0
McHugh	2	5	2.5	5	0
Kish	2	-2	-1.0	0	0

Eagles

Opponents

Receiving

	No.	Yds	Avg	Lg	TD
Ferrante	34	508	14.9	64t	5
Pihos	34	484	14.2	49	4
Armstrong	24	271	11.3	45t	5
Pritchard	8	185	23.1	75t	2
Scott	8	148	18.5	70t	1
Myers	7	98	14.0	26	0
Parmer	5	33	6.6	30	0
Van Buren	4	88	22.0	50t	1
Ziegler	3	33	11.0	24	0
Craft	1	37	37.0	37	0
Humbert	1	14	14.0	14	0
Muha	1	10	10.0	10	0

Eagles

Opponents

INTs

	No.	Yds	Avg	Lg	TD
Reagan	7	146	20.9	52	0
Humbert	7	69	9.9	37	0
McHugh	6	89	14.8	36	1
Muha	2	31	15.5	28t	1
Wojciechowicz	2	26	13.0	16	0
Parmer	2	12	6.0	12	0
Craft	1	17	17.0	17	0
Ziegler	1	16	16.0	16	0
Jarmoluk LG	1	3	3.0	3	0
Jarmoluk TM	1	3	3.0	3	0

Eagles

Opponents

Punting

	No	Yds	Avg	Net	TB	Lg	B
Muha	45	1800	40.0	31.2	6	59	0
Reagan	8	362	45.3	37.6	0	63	0
Eagles	53	2162	40.8	31.3	6	63	0
Opponents	81	3127	38.6	30.5	4	64	5

Score By Periods

	Q1	Q2	Q3	Q4	OT	Pts
Eagles	72	122	98	72	0	364
Opponents	48	24	31	31	0	134

Scoring

	TD	Ru	Pa	Rt	PAT	FG	2Pt	Pts
Van Buren	12	11	1	0				0 72
Patton	0	0	0	0	42/43	9/18		0 69
Armstrong	5	0	5	0				0 30
Ferrante	5	0	5	0				0 30
Parmer	5	5	0	0				0 30
Pritchard	5	3	2	0				0 30
Pihos	4	0	4	0				0 24
Scott	3	1	1	1				0 18
Thompson	2	2	0	0				0 12
Muha	1	0	0	1	5/5	0/1		0 11
Craft	1	0	0	1				0 6
Mackrides	1	1	0	0				0 6
McHugh	1	0	0	1				0 6
Myers	1	1	0	0				0 6
Reagan	1	0	0	1				0 6
Ziegler	1	1	0	0				0 6
Gianelli	0	0	0	0				1 2
Eagles	48	25	18	5	47/48	9/19	1	364
Opp.	17	5	11	1	17/17	5/8	0	134

Punt Returns

	Ret	FC	Yds	Avg	Lg	TD
Reagan	21	na	266	12.7	42	1
Pritchard	13	na	99	7.6	23	0
Scott	5	na	114	22.8	70t	1
Craft	3	na	50	16.7	19	0
McHugh	3	na	26	8.7	20	0
Ziegler	2	na	20	10.0	10	0
Muha	1	na	2	2.0	2	0
Eagles	48	na	577	12.0	70t	2
Opponents	36	na	384	10.7	49	0

Kickoff Returns

	No.	Yds	Avg	Lg	TD
Van Buren	12	288	24.0	35	0
Pritchard	5	99	19.8	36	0
Green	2	33	16.5	18	0
Myers	2	27	13.5	21	0
Muha	1	20	20.0	20	0
Pihos	1	0	0.0	0	0
Scott	1	54	54.0	54	0
Ziegler	1	21	21.0	21	0
Eagles	25	542	21.7	54	0
Opponents	53	1087	20.5	40	0

1950 Eagles Statistics



Record: 6-6, t-3rd in American Head Coach: Greasy Neale

S-16	L	10-35	Cleveland	71,237
S-24	W	45-7	at Chi. Cardinals	24,914
O-07	W	56-20	Los Angeles	24,134
O-15	W	24-14	at Baltimore	14,413
O-22	W	17-10	at Pittsburgh	35,662
O-29	W	35-3	Washington	33,707
N-05	L	7-9	Pittsburgh	24,629
N-12	W	33-0	at Washington	29,407
N-19	L	10-14	Chi. Cardinals	28,368
N-26	L	3-7	at NY Giants	24,093
D-03	L	7-13	at Cleveland	37,490
D-10	L	7-9	New York Giants	26,440

<u>Rushing</u>	<u>No.</u>	<u>Yds</u>	<u>Avg</u>	<u>Lg</u>	<u>TD</u>	<u>Scoring</u>	<u>TD</u>	<u>Ru</u>	<u>Pa</u>	<u>Rt</u>	<u>PAT</u>	<u>FG</u>	<u>2Pt</u>	<u>Pts</u>
Ziegler	172	733	4.3	52	1	Patton	0	0	0	0	32/33	8/17	0	56
Van Buren	188	629	3.3	41	4	Parmer	8	7	1	0			0	48
Ledbetter	67	320	4.8	23	1	Pihos	6	0	6	0			0	36
Parmer	60	203	3.4	27	7	Van Buren	4	4	0	0			0	24
Myers	29	159	5.5	42	0	Ferrante	3	0	3	0			0	18
Mackrides	21	82	3.9	18	0	Ledbetter	3	1	2	0			0	18
Reagan	3	55	18.3	40	0	Ziegler	3	1	2	0			0	18
Craft	8	52	6.5	19	0	Armstrong	1	0	1	0			0	6
Scott	13	46	3.5	22	0	Craft	1	0	0	1			0	6
Thompson	15	34	2.3	7	0	Green	1	0	0	1			0	6
Boedeker LG	8	16	2.0	8	0	Muha	1	0	0	1	0/0	0/5	0	6
McHugh	4	14	3.5	5	0	Reagan	1	0	0	1			0	6
Sandifer LG	1	3	3.0	3	0	Wiley	1	0	0	1			0	6
Sutton	1	1	1.0	1	0	Eagles	33	13	15	5	32/33	8/22	0	254
Eagles	581	2328	4.0	52	13	Opp.	17	5	10	2	15/16	8/18	0	141
Opponents	391	1603	4.1	74	5									

TEAM STATS

	<u>EAGLES</u>	<u>OPP</u>
Total First Downs	231	141
Rushing	142	66
Passing	79	65
Penalty	10	10
3rd Down: Made/Att	na	na
3rd Down Pct.	na	na
4th Down: Made/Att	na	na
4th Down Pct.	na	na
Possession Avg.	na	na
Total Net Yards	4014	3049
Avg. Per Game	334.5	254.1
Total Plays	866	668
Avg. Per Play	4.6	4.6
Net Yards Rushing	2328	1603
Avg. Per Game	194.0	133.6
Total Rushes	581	391
Net Yards Passing	1686	1446
Avg. Per Game	140.5	120.5
Sacked/Yards Lost	150	175
Gross Yards	1836	1621
Att./Completions	285/121	277/102
Completion Pct.	42.5	36.8
Had Intercepted	28	31
Punts/Average	56/41.4	77/38.9
Net Punting Avg.	56/33.0	77/33.2
Penalties/Yards	63/612	73/590
Fumbles/Ball Lost	32/15	32/17
Touchdowns	33	17
Rushing	13	5
Passing	15	10
Returns	5	2

<u>Score By Periods</u>	<u>Q1</u>	<u>Q2</u>	<u>Q3</u>	<u>Q4</u>	<u>OT</u>	<u>Pts</u>
Eagles	47	80	48	79	0	254
Opponents	43	20	57	21	0	141

<u>Passing</u>	<u>Att</u>	<u>Cmp</u>	<u>Yds</u>	<u>Cmp%</u>	<u>Yds/Att</u>	<u>TD</u>	<u>TD%</u>	<u>Int</u>	<u>Int%</u>	<u>Lg</u>	<u>Sk/Lost</u>	<u>Rat</u>
Thompson	239	107	1608	44.8	6.73	11	4.6	22	9.2	75	na/142	44.4
Mackrides	46	14	228	30.4	4.96	4	8.7	6	13.0	59	na/8	37.5
Eagles	285	121	1836	42.5	6.44	15	5.3	28	9.8	75	na/150	42.3
Opponents	277	102	1621	36.8	5.85	10	3.6	31	11.2	69t	na/175	29.6

<u>Receiving</u>	<u>No.</u>	<u>Yds</u>	<u>Avg</u>	<u>Lg</u>	<u>TD</u>
Pihos	38	447	11.8	43	6
Ferrante	35	588	16.8	75	3
Ziegler	13	216	16.6	48t	2
Myers	12	204	17.0	39	0
Armstrong	8	124	15.5	36	1
Parmer	6	103	17.2	59	1
Ledbetter	4	81	20.3	29	2
Van Buren	2	34	17.0	29	0
Hix	2	25	12.5	20	0
Craft	1	14	14.0	14	0
Boedeker LG	1	10	10.0	10	0

Eagles	121	1836	15.2	75	15
Opponents	102	1621	15.9	69t	10

<u>INTs</u>	<u>No.</u>	<u>Yds</u>	<u>Avg</u>	<u>Lg</u>	<u>TD</u>
Sutton	8	67	8.4	32	0
Craft	7	70	10.0	29	0
Reagan	4	132	33.0	47	1
McHugh	4	34	8.5	27	0
Armstrong	3	4	1.3	4	0
Muha	2	40	20.0	21	1
Sandifer LG	2	27	13.5	27	0
Wiley	1	41	41.0	41t	1
Bednarik	1	9	9.0	9	0
Wojciechowicz	1	4	4.0	4	0

Eagles	31	401	12.9	47	3
Opponents	28	289	10.3	36	1

<u>Punting</u>	<u>No</u>	<u>Yds</u>	<u>Avg</u>	<u>Net</u>	<u>TB</u>	<u>Lg</u>	<u>B</u>
Reagan	54	2270	42.0	34.2	3	68	0
Muha	2	48	24.0	24.0	0	48	1
Eagles	56	2318	41.4	33.0	4	68	1
Opponents	77	2995	38.9	33.2	2	60	1

<u>Punt Returns</u>	<u>Ret</u>	<u>FC</u>	<u>Yds</u>	<u>Avg</u>	<u>Lg</u>	<u>TD</u>
Craft	19	na	113	5.9	13	0
Sandifer LG	15	na	155	10.3	39	0
Sandifer TM	15	na	155	10.3	39	0
Sutton	9	na	75	8.3	14	0
Reagan	6	na	38	6.3	12	0
Boedeker LG	5	na	49	9.8	12	0
Ziegler	3	na	20	6.7	12	0
Eagles	52	na	401	7.7	39	0
Opponents	32	na	392	12.3	82t	1

<u>Kickoff Returns</u>	<u>No.</u>	<u>Yds</u>	<u>Avg</u>	<u>Lg</u>	<u>TD</u>
Craft	10	327	32.7	103t	1
Ziegler	10	204	20.4	28	0
Sandifer LG	5	108	21.6	36	0
Sandifer TM	4	89	22.3	36	0
Van Buren	5	110	22.0	26	0
McHugh	2	45	22.5	28	0
Muha	2	28	14.0	19	0
Myers	2	25	12.5	14	0
Boedeker LG	1	20	20.0	20	0
Green	1	14	14.0	14	0
Maronic	1	4	4.0	4	0
Sutton	1	21	21.0	21	0
Eagles	38	867	22.8	103t	1
Opponents	38	834	21.9	58	0

Pro Bowl Selections: G Walt Barnes, LB Chuck Bednarik, E John Green, E Pete Pihos, T Al Wistert

1951 Eagles Statistics



Record: 4-8, 5th in American Head Coach: Bo McMillan (2) & Wayne Millner (10)

S-30	W	17-14	at Chi. Cardinals	16,129
O-06	W	21-14	San Francisco	23,432
O-14	L	24-37	at Green Bay	18,489
O-21	L	24-26	at NY Giants	28,656
O-28	L	23-27	Washington	20,437
N-04	W	34-13	at Pittsburgh	19,649
N-11	L	17-20	at Cleveland	36,571
N-18	L	10-28	Detroit	25,350
N-25	L	13-17	Pittsburgh	15,537
D-02	W	35-21	at Washington	23,738
D-09	L	7-23	New York Giants	19,322
D-16	L	9-24	Cleveland	16,263

TEAM STATS

	EAGLES	OPP
Total First Downs	200	183
Rushing	111	92
Passing	73	77
Penalty	16	14
3rd Down: Made/Att	na	na
3rd Down Pct.	na	na
4th Down: Made/Att	na	na
4th Down Pct.	na	na
Possession Avg.	na	na
Total Net Yards	3052	3294
Avg. Per Game	254.3	274.5
Total Plays	793	749
Avg. Per Play	3.8	4.4
Net Yards Rushing	1562	1816
Avg. Per Game	130.2	151.3
Total Rushes	509	462
Net Yards Passing	1490	1478
Avg. Per Game	124.2	123.2
Sacked/Yards Lost	223	270
Gross Yards	1713	1748
Att./Completions	284/120	287/119
Completion Pct.	42.3	41.5
Had Intercepted	29	18
Punts/Average	77/39.1	70/44.4
Net Punting Avg.	77/35.5	70/36.1
Penalties/Yards	51/428	53/458
Fumbles/Ball Lost	36/18	28/19
Touchdowns	31	32
Rushing	13	12
Passing	17	17
Returns	1	3

Passing	Att	Cmp	Yds	Cmp%	Yds/Att	TD	TD%	Int	Int%	Lg	Sk/Lost	Rat
Burk	218	92	1329	42.2	6.10	14	6.4	23	10.6	53t	na/179	44.5
Rauch LG	94	30	288	31.9	3.06	1	1.1	4	4.3	39t	na/87	27.3
Rauch TM	12	5	51	41.7	4.25	0	0.0	1	8.3	18	na/33	19.8
Mackrides	54	23	333	42.6	6.17	3	5.6	5	9.3	43t	na/11	43.2
Eagles	284	120	1713	42.3	6.03	17	6.0	29	10.2	53t	na/223	42.8
Opponents	287	119	1748	41.5	6.09	17	5.9	18	6.3	53t	na/270	55.6

Rushing	No.	Yds	Avg	Lg	TD
Ziegler	113	418	3.7	34	2
S. Van Buren	112	327	2.9	17	6
Parmer	92	316	3.4	15t	2
Scott	45	161	3.6	40	1
Pollard LG	26	121	4.7	28	0
Pollard TM	24	119	5.0	28	0
Sandifer	35	113	3.2	13	1
E. Van Buren	16	60	3.8	11	0
Rauch LG	7	26	3.7	11	0
Rauch TM	6	21	3.5	11	0
Burk	28	12	0.4	11	1
Mackrides	7	9	1.3	3	0
Pritchard TM	31	6	0.2	9	0
Eagles	509	1562	3.1	40	13
Opponents	462	1816	3.9	80t	1

Receiving	No.	Yds	Avg	Lg	TD
Pihos	35	536	15.3	38t	5
Walston	31	512	16.5	43t	8
Parmer	13	80	6.2	16	0
Scott	10	212	21.2	53t	3
Pritchard TM	8	103	12.9	38	0
Ziegler	8	59	7.4	19	0
S. Van Buren	4	28	7.0	18	0
O'Quinn TM	3	58	19.3	34	0
Armstrong	3	44	14.7	18	0
Pollard LG	3	35	11.7	18	0
Pollard TM	3	17	5.7	9	0
Sandifer	2	36	18.0	30t	1
Lindskog	0	21	---	21	0
Magee	0	7	---	7	0
Eagles	120	1713	14.3	53t	17
Opponents	119	1748	14.7	53t	17

INTs	No.	Yds	Avg	Lg	TD
Reagan	4	60	15.0	44	0
Armstrong	4	18	4.5	18	0
Craft	2	61	30.5	26	0
Pihos	2	30	15.0	30	0
Sutton	2	8	4.0	8	0
Sandifer	1	28	28.0	28	0
E. Van Buren	1	23	23.0	23	0
McHugh	1	19	19.0	19	0
Jarmoluk	1	9	9.0	9	0
Eagles	18	256	14.2	49	0
Opponents	29	475	16.4	88t	2

Score By Periods	Q1	Q2	Q3	Q4	OT	Pts
Eagles	44	75	53	62	0	234
Opponents	34	55	91	84	0	264

Scoring	TD	Ru	Pa	Rt	PAT	FG	2Pt	Pts
Walston	8	0	8	0	28/31	6/11	0	94
S. Van Buren	6	6	0	0			0	36
Pihos	5	0	5	0			0	30
Scott	4	1	3	0			0	24
Parmer	2	2	0	0			0	12
Sandifer	2	1	1	0			0	12
Ziegler	2	2	0	0			0	12
Burk	1	1	0	0			0	6
Cowhig	1	0	0	1			0	6
Stickel	0	0	0	0			1	2
Eagles	31	13	17	1	28/31	6/11	1	234
Opp.	32	12	17	3	31/32	13/21	1	264

Punt Returns	Ret	FC	Yds	Avg	Lg	TD
Pollard LG	18	na	148	8.2	23	0
Pollard TM	15	na	114	7.6	23	0
Sandifer	14	na	137	9.8	26	0
Pritchard TM	7	na	50	7.1	21	0
Scott	4	na	72	18.0	30	0
Craft	2	na	0	0.0	0	0
Grant	1	na	9	9.0	9	0
Eagles	43	na	382	8.9	30	0
Opponents	34	na	261	7.7	71t	1

Kickoff Returns	No.	Yds	Avg	Lg	TD
Pollard LG	19	464	24.4	45	0
Pollard TM	14	326	23.3	36	0
Sandifer	8	147	18.4	40	0
Scott	8	171	21.4	30	0
Pritchard TM	5	81	16.2	20	0
Walston	5	57	11.4	17	0
Pihos	3	40	13.3	20	0
Craft	2	53	26.5	38	0
Barnes	1	15	15.0	15	0
Cowhig	1	12	12.0	12	0
Kilroy	1	18	18.0	18	0
Eagles	48	920	19.2	40	0
Opponents	42	923	22.0	38	0

Pro Bowl Selections: LB Chuck Bednarik, HB Russ Craft, T Mike Jarmoluk, E Pete Pihos

Punting	No	Yds	Avg	Net	TB	Lg	B
Burk	67	2646	39.5	36.3	1	60	0
Reagan	10	367	36.7	36.7	0	48	0
Eagles	77	3013	39.1	35.5	1	60	0
Opponents	70	3108	44.4	36.1	10	66	0

1952 Eagles Statistics



Record: 7-5, t-2nd in American
Head Coach: Jim Trimble

S-28	W	31-25	at Pittsburgh	22,501
O-04	L	7-31	New York	22,512
O-12	W	26-21	Pittsburgh	18,648
O-19	L	7-49	Cleveland	27,874
O-26	W	14-10	at New York	21,458
N-02	L	10-12	at Green Bay	10,149
N-09	W	38-20	Washington	16,932
N-16	W	10-7	Chi. Cardinals	18,406
N-23	W	28-20	at Cleveland	28,948
N-30	L	22-28	at Chi. Cardinals	13,577
D-07	W	38-21	Dallas Texans	18,376
D-14	L	21-27	at Washington	22,468

TEAM STATS

Total First Downs

Rushing	72
Passing	98
Penalty	11
3rd Down: Made/Att	na
3rd Down Pct.	na
4th Down: Made/Att	na
4th Down Pct.	na

Possession Avg.

na

Total Net Yards

3335

Avg. Per Game 277.9

Total Plays 795

Avg. Per Play 4.2

Net Yards Rushing

1370

Avg. Per Game 114.2

Total Rushes 434

Net Yards Passing

1965

Avg. Per Game 163.8

Sacked/Yards Lost 307

Gross Yards 2272

Att./Completions 361/154

Completion Pct. 42.7

Had Intercepted 19

Punts/Average

83/40.2

Net Punting Avg.

83/33.1

Penalties/Yards

80/747

Fumbles/Ball Lost

43/22

Touchdowns

31

Rushing 10

Passing 13

Returns 8

Score By Periods

Q1 Q2 Q3 Q4 OT Pts

Eagles 79 68 40 65 0 252

Opponents 44 85 72 70 0 271

Passing

Att Cmp Yds Cmp% Yds/Att TD TD% Int Int% Lg Sk/Lost Rat

Thomason 212 95 1334 44.8 6.29 8 3.8 9 4.2 44 na/172 60.5

Burk 82 37 561 45.1 6.84 4 4.9 5 6.1 84t na/108 59.0

Enke 67 22 377 32.8 5.63 1 1.5 5 7.5 65 na/27 26.8

Eagles 361 154 2272 42.7 6.29 13 3.6 19 5.3 84t na/307 53.9

Opponents 343 157 2164 45.8 6.31 19 5.5 20 5.8 63t na/410 60.7

Rushing

Huzvar	105	349	3.3	26	2
Goldston	65	210	3.2	20	3
Brewer	50	188	3.8	71t	2
Pollard	55	186	3.4	23	1
Ziegler	67	172	2.6	12	2
Stevens	33	95	2.9	36	0
Thomason	17	88	5.2	23	0
Burk	7	28	4.0	12	0
Enke	14	25	1.8	12	0
Parmer	12	23	1.9	8	0
Ferris LG	11	22	2.0	11t	1
Stringer	2	5	2.5	3	0
Van Buren	7	1	0.1	6	0

Eagles

Opponents

434 1370 3.2 71t 10

408 1396 3.4 40 10

Receiving

Grant	56	997	17.8	84t	7
Walston	26	469	18.0	65	3
Stevens	13	174	13.4	39	0
Huzvar	13	37	2.8	12	0
Pihos	12	219	18.3	47	1
Ziegler	8	120	15.0	37	2
Pollard	8	59	7.4	14	0
Brewer	5	19	3.8	12	0
Van Buren	4	73	18.3	38	0
Bawel	2	60	30.0	52	0
Enke	2	19	9.5	18	0
Goldston	2	12	6.0	8	0
Parmer	2	10	5.0	8	0
Ferris LG	1	8	8.0	8	0
Stringer	1	4	4.0	4	0

Eagles

Opponents

154 2272 14.8 84t 13

157 2164 13.8 63t 19

INTs

Bawel	8	121	15.1	35	0
Sutton	3	54	18.0	30	0
Jarmoluk	2	48	24.0	45t	1
Bednarik	2	14	7.0	12	0
Craft	1	32	32.0	32t	1
Sears	1	9	9.0	9t	1
Stringer	1	9	9.0	9	0
Scott TM	1	0	0.0	0	0
Willey	1	0	0.0	0	0
Ferris LG	0	3	---	3	0
Ferris TM	0	3	---	3	0

Eagles

Opponents

20 290 14.5 45t 3

19 187 9.8 38t 1

Scoring

TD	Ru	Pa	Rt	PAT	FG	2Pt	Pts
Walston	3	0	3	0	31/31	11/20	0 82
Grant	7	0	7	0			0 42
Ziegler	4	2	2	0			0 24
Goldston	3	3	0	0			0 18
Brewer	2	2	0	0			0 12
Huzvar	2	2	0	0			0 12
Jarmoluk	2	0	0	2			0 12
Pihos	2	0	1	1			0 12
Van Buren	1	0	0	1			1 8
Bawel	1	0	0	1			0 6
Craft	1	0	0	1			0 6
Ferris LG	1	1	0	0			0 6
Pollard	1	1	0	0			0 6
Sears	1	0	0	1			0 6
Stevens	1	0	0	1			0 6

Eagles

Opp.

31 10 13 8 31/31 11/20 1 252

38 10 19 9 31/38 4/14 0 271

Punting

Burk	83	3335	40.2	33.1	1	68	2
Eagles	83	3335	40.2	33.1	1	68	2
Opponents	88	3630	41.3	35.0	5	63	0

Punt Returns

Bawel	34	na	261	7.7	52t	1
Stevens	16	na	172	10.8	56t	1
Ferris LG	2	na	11	5.5	11	0
Walston	2	na	13	6.5	13	0
Van Buren	1	na	0	0.0	0	0
Eagles	53	na	446	8.4	56t	2
Opponents	55	na	571	10.4	74t	1

Eagles

Opponents

53 na 446 8.4 56t 2

55 na 571 10.4 74t 1

Kickoff Returns

Pollard	21	528	25.1	66	0
Stevens	16	433	27.1	51	0
Ziegler	4	82	20.5	27	0
Ferris LG	3	76	25.3	30	0
Parmer	2	33	16.5	17	0
Craft	1	18	18.0	18	0
Sears	1	45	45.0	45	0
Stringer	1	22	22.0	22	0
Van Buren	1	12	12.0	12	0

Eagles

Opponents

47 1173 25.0 66 0

44 1111 25.3 93t 2

Pro Bowl Selections: LB Chuck Bednarik, HB Russ

Craft, T Frank Kilroy, E Pete Pihos

1953 Eagles Statistics



Record: 7-4-1, 2nd in Eastern Head Coach: Jim Trimble

S-27	L	21-31	at San Francisco	27,819
O-02	T	21-21	Washington	19,099
O-10	L	13-37	at Cleveland	45,802
O-17	W	23-7	Pittsburgh	18,681
O-25	W	56-17	at Chi. Cardinals	22,064
N-01	W	35-7	at Pittsburgh	27,547
N-08	W	30-7	New York	24,331
N-15	W	45-14	Baltimore	27,813
N-21	W	38-0	Chi. Cardinals	19,402
N-29	L	28-37	at New York	20,294
D-06	L	0-10	at Washington	21,579
D-13	W	42-27	Cleveland	38,654

<u>Rushing</u>	<u>No.</u>	<u>Yds</u>	<u>Avg</u>	<u>Lg</u>	<u>TD</u>
Johnson	83	439	5.3	66t	5
Williams	61	345	5.7	48t	3
Ziegler	83	320	3.9	52	5
Parmer	38	158	4.2	45	2
Giancanelli	44	131	3.0	30	1
Ledbetter	41	120	2.9	32	1
Brewer	17	85	5.0	19	1
Burk	8	54	6.8	32t	3
Pollard	23	44	1.9	11	0
Thomason	9	23	2.6	20	1
Stringer	1	5	5.0	5	0
Gambold	2	-2	-1.0	0	0
Eagles	410	1722	4.2	66t	22
Opponents	331	1117	3.4	40	6

<u>Scoring</u>	<u>TD</u>	<u>Ru</u>	<u>Pa</u>	<u>Rt</u>	<u>PAT</u>	<u>FG</u>	<u>2Pt</u>	<u>Pts</u>
Walston	5	0	5	0	45/48	4/13	0	87
Pihos	10	0	10	0			0	60
Johnson	7	5	2	0			0	42
Giancanelli	6	1	5	0			0	36
Ziegler	5	5	0	0			0	30
Williams	4	3	1	0			0	24
Burk	3	3	0	0			0	18
Ledbetter	3	1	2	0			0	18
Parmer	2	2	0	0			0	12
Bednarik	1	0	0	1			0	6
Brewer	1	1	0	0			0	6
Scott	1	0	0	1			0	6
Thomason	1	1	0	0			0	6
Pollard	0	0	0	0	1/1	0/2	0	1
Eagles	49	22	25	2	46/49	4/15	0	352
Opp.	27	6	17	4	26/27	9/18	0	215

TEAM STATS

	<u>EAGLES</u>	<u>OPP</u>
Total First Downs	256	186
Rushing	97	69
Passing	144	98
Penalty	15	19
3rd Down: Made/Att	na	na
3rd Down Pct.	na	na
4th Down: Made/Att	na	na
4th Down Pct.	na	na
Possession Avg.	na	na
Total Net Yards	4811	2998
Avg. Per Game	400.9	249.8
Total Plays	848	705
Avg. Per Play	5.7	4.3
Net Yards Rushing	1722	1117
Avg. Per Game	143.5	93.1
Total Rushes	410	331
Net Yards Passing	3089	1881
Avg. Per Game	257.4	156.8
Sacked/Yards Lost	268	408
Gross Yards	3357	2289
Att./Completions	438/224	374/167
Completion Pct.	51.1	44.7
Had Intercepted	31	24
Punts/Average	53/42.4	79/42.5
Net Punting Avg.	53/37.2	79/38.6
Penalties/Yards	84/779	63/606
Fumbles/Ball Lost	37/15	27/17
Touchdowns	49	27
Rushing	22	6
Passing	25	17
Returns	2	4

<u>Score By Periods</u>	<u>Q1</u>	<u>Q2</u>	<u>Q3</u>	<u>Q4</u>	<u>OT</u>	<u>Pts</u>
Eagles	72	94	68	118	0	352
Opponents	54	41	48	72	0	215

<u>Receiving</u>	<u>No.</u>	<u>Yds</u>	<u>Avg</u>	<u>Lg</u>	<u>TD</u>
Pihos	63	1049	16.7	59	10
Walston	41	750	18.3	62t	5
Williams	31	438	14.1	40	1
Giancanelli	20	346	17.3	47t	5
Ziegler	15	211	14.1	43	0
Parmer	14	89	6.4	15	0
Ledbetter	13	137	10.5	34t	2
Johnson	12	227	18.9	41	2
Pollard	7	33	4.7	24	0
Brewer	4	43	10.8	16	0
Schnelker	4	34	8.5	12	0
Eagles	224	3357	15.0	62t	25
Opponents	167	2289	13.7	66t	17

<u>INTs</u>	<u>No.</u>	<u>Yds</u>	<u>Avg</u>	<u>Lg</u>	<u>TD</u>
Brookshier	8	41	5.1	22	0
Bednarik	6	116	19.3	41	1
Craft	4	46	11.5	27	0
Hudson	3	74	24.7	42	0
Van Buren	1	13	13.0	13	0
Stringer	1	7	7.0	7	0
Jarmoluk	1	2	2.0	2	0
Eagles	24	299	12.5	42	1
Opponents	31	351	11.3	39	1

<u>Punting</u>	<u>No</u>	<u>Yds</u>	<u>Avg</u>	<u>Net</u>	<u>TB</u>	<u>Lg</u>	<u>B</u>
Burk	41	1765	43.0	39.3	0	66	0
Bednarik	12	483	40.3	38.1	0	54	0
Eagles	53	2248	42.4	37.2	1	66	0
Opponents	79	3354	42.5	38.6	7	64	0

<u>Punt Returns</u>	<u>Ret</u>	<u>FC</u>	<u>Yds</u>	<u>Avg</u>	<u>Lg</u>	<u>TD</u>
Pollard	20	na	106	5.3	20	0
Williams	15	na	25	1.7	8	0
Johnson	5	na	14	2.8	14	0
Giancanelli	4	na	11	2.8	11	0
Hudson	2	na	10	5.0	10	0
Eagles	46	na	166	3.6	20	0
Opponents	45	na	257	5.7	54	0

<u>Kickoff Returns</u>	<u>No.</u>	<u>Yds</u>	<u>Avg</u>	<u>Lg</u>	<u>TD</u>
Williams	14	343	24.5	62	0
Pollard	13	301	23.2	49	0
Johnson	4	69	17.3	26	0
Giancanelli	2	45	22.5	38	0
Hudson	1	0	0.0	0	0
Parmer	1	18	18.0	18	0
Scott	1	0	0.0	0	0
Stringer	1	11	11.0	11	0
Eagles	37	787	21.3	62	0
Opponents	49	1208	24.7	104t	1

Pro Bowl Selections: LB Chuck Bednarik, C Ken Faragut, T Frank Kilroy, E Pete Pihos, T Lum Snyder, QB Bobby Thomason

<u>Passing</u>	<u>Att</u>	<u>Cmp</u>	<u>Yds</u>	<u>Cmp%</u>	<u>Yds/Att</u>	<u>TD</u>	<u>TD%</u>	<u>Int</u>	<u>Int%</u>	<u>Lg</u>	<u>Sk/Lost</u>	<u>Rat</u>
Thomason	304	162	2462	53.3	8.10	21	6.9	20	6.6	62t	na/129	75.9
Burk	119	56	788	47.1	6.62	4	3.4	9	7.6	61	na/120	48.6
Gambold	14	6	107	42.9	7.64	0	0.0	2	14.3	41	na/19	30.1
Ziegler	1	0	0	0.0	0.00	0	0.0	0	0.0	0	0/0	39.6
Eagles	438	224	3357	51.1	7.66	25	5.7	31	7.1	62t	na/268	66.2
Opponents	374	167	2289	44.7	6.12	17	4.5	24	6.4	66t	na/408	53.2

1954 Eagles Statistics



Record: 7-4-1, 2nd in Eastern
Head Coach: Jim Trimble

S-26	W	28-10	Cleveland	26,546
O-03	W	35-16	at Chi. Cardinals	17,084
O-09	W	24-22	Pittsburgh	37,322
O-17	W	49-21	at Washington	22,051
O-23	L	7-17	at Pittsburgh	39,075
O-30	L	14-37	Green Bay	25,378
N-07	W	30-14	Chi. Cardinals	21,963
N-14	L	14-27	at New York	46,565
N-21	L	0-6	at Cleveland	41,537
N-28	W	41-33	Washington	18,517
D-05	T	13-13	at Detroit	54,939
D-12	W	29-14	New York	28,449

TEAM STATS

Total First Downs

Rushing	66
Passing	139
Penalty	16
3rd Down: Made/Att	na
3rd Down Pct.	na
4th Down: Made/Att	na
4th Down Pct.	na

Possession Avg.

Total Net Yards

Avg. Per Game	316.9
Total Plays	802
Avg. Per Play	4.7

Net Yards Rushing

Avg. Per Game	99.7
Total Rushes	401

Net Yards Passing

Avg. Per Game	217.3
Sacked/Yards Lost	375
Gross Yards	2982
Att./Completions	401/206
Completion Pct.	51.4
Had Intercepted	30

Punts/Average

Net Punting Avg.

Penalties/Yards

Fumbles/Ball Lost

Touchdowns

Rushing	4
Passing	33
Returns	2

Score By Periods

	Q1	Q2	Q3	Q4	OT	Pts
Eagles	51	93	69	71	0	284
Opponents	52	43	95	40	0	230

Passing

	Att	Cmp	Yds	Cmp%	Yds/Att	TD	TD%	Int	Int%	Lg	Sk/Lost	Rat
Burk	231	123	1740	53.2	7.53	23	10.0	17	7.4	84t	na/183	80.4
Thomason	170	83	1242	48.8	7.31	10	5.9	13	7.6	63	na/192	60.9
Eagles	401	206	2982	51.4	7.44	33	8.2	30	7.5	84t	na/375	72.1
Opponents	345	143	2030	41.4	5.88	13	3.8	28	8.1	72t	na/346	39.9

Rushing

	No.	Yds	Avg	Lg	TD
Parmer	119	408	3.4	24	0
Ledbetter	81	241	3.0	14	1
Williams	47	183	3.9	33	1
Worden	58	128	2.2	12	1
Moselle	29	114	3.9	14	1
Giancanelli	33	47	1.4	11	0
Thomason	10	45	4.5	19	0
Burk	15	18	1.2	15	0
Johnson	7	16	2.3	11	0
Pihos	1	-1	-1.0	-1	0
Norton	1	-3	-3.0	-3	0
Eagles	401	1196	3.0	33	4
Opponents	354	1063	3.0	50t	8

Receiving

	No.	Yds	Avg	Lg	TD
Pihos	60	872	14.5	34	10
Williams	44	668	15.2	84t	3
Walston	31	581	18.7	75t	11
Moselle	17	242	14.2	38t	2
Ledbetter	15	192	12.8	48t	3
Giancanelli	14	195	13.9	50t	4
Parmer	12	40	3.3	16	0
Worden	7	63	9.0	23	0
Luft	3	59	19.7	30	0
Wiley	2	50	25.0	37	0
Johnson	1	20	20.0	20	0
Eagles	206	2982	14.5	84t	33
Opponents	143	2030	14.2	72t	13

INTs

	No.	Yds	Avg	Lg	TD
Hudson	8	89	11.1	32	0
Norton	5	110	22.0	69t	1
Robinson	4	41	10.3	18	0
Kilroy	4	29	7.3	19	0
Dowda	2	34	17.0	34	0
Barni	2	0	0.0	0	0
Richardson	1	10	10.0	10	0
Bednarik	1	9	9.0	9	0
Sharkey	1	4	4.0	4	0
Eagles	28	326	11.6	69t	1
Opponents	30	476	15.9	59t	2

Punting

	No	Yds	Avg	Net	TB	Lg	B
Burk	73	2918	40.0	34.7	4	58	0
Eagles	73	2918	40.0	34.7	4	58	0
Opponents	71	3006	42.3	38.2	1	72	0

Scoring

	TD	Ru	Pa	Rt	PAT	FG	2Pt	Pts
Walston	11	0	11	0	36/39	4/10	0	114
Pihos	10	0	10	0			0	60
Giancanelli	4	0	4	0			0	24
Ledbetter	4	1	3	0			0	24
Williams	4	1	3	0			0	24
Moselle	3	1	2	0			0	18
Norton	1	0	0	1			0	6
Wiley	1	0	0	1			0	6
Worden	1	1	0	0			0	6
Eagles	39	4	33	2	36/39	4/10	1	284
Opp.	27	8	13	6	25/27	13/28	2	230

Punt Returns

	Ret	FC	Yds	Avg	Lg	TD
Williams	23	na	153	6.7	25	0
Norton	21	na	89	4.2	18	0
Bednarik	2	na	26	13.0	24	0
Barni	1	na	0	0.0	0	0
Cifelli TM	1	na	0	0.0	0	0
Sharkey	1	na	5	5.0	5	0
Eagles	49	na	273	5.6	25	0
Opponents	49	na	304	6.2	59t	1

Kickoff Returns

	No.	Yds	Avg	Lg	TD
Giancanelli	17	387	22.8	33	0
Ledbetter	8	175	21.9	38	0
Moselle	7	149	21.3	27	0
Johnson	6	152	25.3	34	0
Bednarik	3	40	13.3	21	0
Snyder	2	18	9.0	13	0
Roffler	1	19	19.0	19	0
Stevens	1	6	6.0	6	0
Eagles	45	946	21.0	38	0
Opponents	52	1235	23.8	99t	2

Pro Bowl Selections: LB Chuck Bednarik, QB Adrian Burk, T Frank Kilroy, E Pete Pihos, LB Wayne Robinson, T Lum Snyder, E Norman Wiley

1955 Eagles Statistics



Record: 4-7-1, t-4th in Eastern
Head Coach: Jim Trimble

S-24	W	27-17	New York	29,597
O-01	L	30-31	Washington	31,891
O-09	L	17-21	at Cleveland	43,974
O-15	L	7-13	at Pittsburgh	33,413
O-23	T	24-24	at Chi. Cardinals	24,620
O-30	W	24-0	Pittsburgh	31,164
N-06	L	21-34	at Washington	25,741
N-13	W	33-17	Cleveland	39,303
N-20	L	7-31	at New York	22,075
N-27	L	21-23	Los Angeles	31,648
D-04	W	27-3	Chi. Cardinals	19,478
D-11	L	10-17	at Chicago Bears	34,783

TEAM STATS

Total First Downs

	EAGLES	OPP
Rushing	71	89
Passing	128	69
Penalty	20	16
3rd Down: Made/Att	na	na
3rd Down Pct.	na	na
4th Down: Made/Att	na	na
4th Down Pct.	na	na

Possession Avg.

	na	na
--	----	----

Total Net Yards

	3789	3231
--	------	------

Avg. Per Game

	315.8	269.3
--	-------	-------

Total Plays

	792	727
--	-----	-----

Avg. Per Play

	4.8	4.4
--	-----	-----

Net Yards Rushing

	1317	1637
--	------	------

Avg. Per Game

	109.8	136.4
--	-------	-------

Total Rushes

	392	455
--	-----	-----

Net Yards Passing

	2472	1594
--	------	------

Avg. Per Game

	206.0	132.8
--	-------	-------

Sacked/Yards Lost

	224	216
--	-----	-----

Gross Yards

	2696	1810
--	------	------

Att./Completions

	400/198	272/124
--	---------	---------

Completion Pct.

	49.5	45.6
--	------	------

Had Intercepted

	24	16
--	----	----

Punts/Average

	61/42.9	74/39.1
--	---------	---------

Net Punting Avg.

	61/39.2	74/37.5
--	---------	---------

Penalties/Yards

	61/542	57/463
--	--------	--------

Fumbles/Ball Lost

	35/21	27/20
--	-------	-------

Touchdowns

	31	28
--	----	----

Rushing

	9	12
--	---	----

Passing

	19	12
--	----	----

Returns

	3	3
--	---	---

Score By Periods

	Q1	Q2	Q3	Q4	OT	Pts
Eagles	23	61	61	103	0	248
Opponents	69	54	72	36	0	231

Passing

	Att	Cmp	Yds	Cmp%	Yds/Att	TD	TD%	Int	Int%	Lg	Sk/Lost	Rat
Burk	228	110	1359	48.2	5.96	9	3.9	17	7.5	59	na/192	49.2
Thomason	171	88	1337	51.5	7.82	10	5.8	7	4.1	63t	na/32	80.0
Norton	1	0	0	0.0	0.00	0	0.0	0	0.0	0	0/0	39.6
Eagles	400	198	2696	49.5	6.74	19	4.8	24	6.0	63t	na/224	62.3
Opponents	272	124	1810	45.6	6.65	12	4.4	16	5.9	72t	na/216	58.0

Rushing

	No.	Yds	Avg	Lg	TD
Giancanelli	97	385	4.0	20	2
Goode LG	83	297	3.6	36	0
Goode TM	76	274	3.6	36	0
Norton	36	144	4.0	23t	1
Burk	36	132	3.7	30	2
Parmer	34	129	3.8	36	1
Wegert	26	120	4.6	38	2
Bielski	28	67	2.4	8	1
Ledbetter	21	48	2.3	7	0
Thomason	17	29	1.7	20	0
Johnson	3	1	0.3	4	0
Taliaferro	3	-2	-7	0	0
Walston	1	-3	-3.0	-3	0
Goldston	14	-7	-5	7	0

Eagles

	392	1317	3.4	38	9
--	-----	------	-----	----	---

Opponents

	455	1637	3.6	51	12
--	-----	------	-----	----	----

Receiving

	No.	Yds	Avg	Lg	TD
Pihos	62	864	13.9	40t	7
Stribling	38	568	14.9	56	6
Walston	27	443	16.4	63t	3
Giancanelli	25	379	15.2	59	1
Goode LG	11	152	13.8	50	0
Goode TM	10	137	13.7	50	0
Norton	11	125	11.4	36t	1
Bielski	8	48	6.0	19	0
Ledbetter	7	88	12.6	37t	1
Taliaferro	3	17	5.7	14	0
Wegert	3	17	5.7	12	0
Goldston	2	8	4.0	9	0
Bawel	1	6	6.0	6	0
Parmer	1	-4	-4.0	-4	0

Eagles

	198	2696	13.6	63t	19
--	-----	------	------	-----	----

Opponents

	124	1810	14.6	72t	12
--	-----	------	------	-----	----

INTs

	No.	Yds	Avg	Lg	TD
Bawel	9	168	18.7	42t	2
Hudson	3	48	16.0	25	0
Bednarik	1	36	36.0	36	0
Ricca LG	1	33	33.0	33	0
Bell	1	30	30.0	30	0
Robinson	1	20	20.0	20	0
Carroccio LG	1	7	7.0	7	0
Norton	1	0	0.0	0	0

Eagles

	16	302	18.9	42t	2
--	----	-----	------	-----	---

Opponents

	24	228	9.5	53	0
--	----	-----	-----	----	---

Punting

	No	Yds	Avg	Net	TB	Lg	B
Burk	61	2615	42.9	39.2	1	75	0
Eagles	61	2615	42.9	39.2	1	75	0
Opponents	74	2890	39.1	37.5	1	54	1

Scoring

	TD	Ru	Pa	Rt	PAT	FG	2Pt	Pts
Bielski	1	1	0	0	23/24	9/23	0	56
Pihos	7	0	7	0			0	42
Stribling	6	0	6	0			0	36
Walston	3	0	3	0	6/7	2/3	0	30
Giancanelli	3	2	1	0			0	18
Norton	3	1	1	1			0	18
Bawel	2	0	0	2			0	12
Burk	2	2	0	0			0	12
Wegert	2	2	0	0			0	12
Ledbetter	1	0	1	0			0	6
Parmer	1	1	0	0			0	6
Eagles	31	9	19	3	29/31	11/26	0	248
Opp.	28	12	12	4	27/28	12/23	0	231

Punt Returns

	Ret	FC	Yds	Avg	Lg	TD
Norton	20	na	33	1.7	13	0
Bawel	15	na	32	2.1	17	0
Giancanelli	5	na	30	6.0	15	0
Hudson	1	na	0	0.0	0	0
Eagles	41	na	95	2.3	17	0
Opponents	36	na	206	5.7	66t	1

Kickoff Returns

	No.	Yds	Avg	Lg	TD
Giancanelli	11	267	24.3	29	0
Bawel	8	169	21.1	41	0
Norton	8	281	35.1	96t	1
Wegert	4	87	21.8	28	0
Snyder	3	34	11.3	14	0
Goode LG	2	36	18.0	20	0
Goode TM	2	36	18.0	20	0
Ledbetter	1	21	21.0	21	0
Sharkey TM	1	11	11.0	11	0
Taliaferro	1	16	16.0	16	0
Eagles	39	922	23.6	96t	1
Opponents	40	987	24.7	61	0

Pro Bowl Selections: QB Adrian Burk, E Pete Pihos, LB Wayne Robinson, QB Bobby Thomason, T Jim Weatherall, E Norman Willey

1956 Eagles Statistics



Record: 3-8-1, 6th in Eastern
Head Coach: Hugh Devore

S-30	L	7-27	at Los Angeles	54,412
O-06	W	13-9	Washington	26,607
O-14	W	35-21	at Pittsburgh	31,375
O-21	L	6-20	Chi. Cardinals	36,545
O-28	L	3-20	at New York	40,960
N-04	L	17-28	at Chi. Cardinals	27,609
N-11	W	14-7	Pittsburgh	22,652
N-18	L	0-16	Cleveland	25,894
N-25	T	10-10	San Francisco	19,326
D-02	L	14-17	at Cleveland	20,654
D-09	L	17-19	at Washington	22,333
D-15	L	7-21	New York	16,562

<u>Rushing</u>	<u>No.</u>	<u>Yds</u>	<u>Avg</u>	<u>Lg</u>	<u>TD</u>	<u>Scoring</u>	<u>TD</u>	<u>Ru</u>	<u>Pa</u>	<u>Rt</u>	<u>PAT</u>	<u>FG</u>	<u>2Pt</u>	<u>Pts</u>
Keller	112	433	3.9	51t	4	Walston	3	0	3	0	17/18	6/13	0	53
Schaefer	102	320	3.1	11	2	Keller	4	4	0	0			0	24
Bielski	52	162	3.1	15	1	Burnine LG	2	0	2	0			0	12
Giancanelli	42	148	3.5	21	1	Burnine TM	2	0	2	0			0	12
Wegert	47	127	2.7	19	1	Schaefer	2	2	0	0			0	12
Berzinski	15	72	4.8	20	0	Thomason	2	2	0	0			0	12
Burk	17	61	3.6	11	0	Bell	1	0	0	1			0	6
Thomason	21	48	2.3	19	2	Bielski	1	1	0	0	0/0	0/1	0	6
B. Smith LG	11	18	1.6	7	0	Bredice	1	0	1	0			0	6
B. Smith TM	9	8	0.9	5	0	Giancanelli	1	1	0	0			0	6
Parmer	1	-2	-2.0	-2	0	Wegert	1	1	0	0			0	6
Eagles	418	1377	3.3	51t	11	Eagles	18	11	6	1	17/18	6/14	0	143
Opponents	513	1893	3.7	46	10	Opp.	25	10	15	0	23/25	14/21	0	215

TEAM STATS

Total First Downs

<u>EAGLES</u>	<u>OPP</u>
Rushing	73
Passing	74
Penalty	13
3rd Down: Made/Att	na
3rd Down Pct.	na
4th Down: Made/Att	na
4th Down Pct.	na
Possession Avg.	na
Total Net Yards	2654
Avg. Per Game	221.2
Total Plays	667
Avg. Per Play	4.0
Net Yards Rushing	1377
Avg. Per Game	114.8
Total Rushes	418
Net Yards Passing	1277
Avg. Per Game	106.4
Sacked/Yards Lost	279
Gross Yards	1556
Att./Completions	249/122
Completion Pct.	49.0
Had Intercepted	27
Punts/Average	68/41.8
Net Punting Avg.	68/37.6
Penalties/Yards	59/542
Fumbles/Ball Lost	25/11
Touchdowns	18
Rushing	11
Passing	6
Returns	1

Score By Periods

<u>Q1</u>	<u>Q2</u>	<u>Q3</u>	<u>Q4</u>	<u>OT</u>	<u>Pts</u>
Eagles	44	34	31	34	0
Opponents	31	56	59	69	0

Receiving

<u>No.</u>	<u>Yds</u>	<u>Avg</u>	<u>Lg</u>	<u>TD</u>
Walston	39	590	15.1	51t
Schaefer	13	117	9.0	27
Retzlaff	12	159	13.3	20
Burnine LG	10	208	20.8	52
Burnine TM	10	208	20.8	52
Bredice	10	146	14.6	40t
Giancanelli	10	104	10.4	18
Bielski	8	63	7.9	17
Keller	7	36	5.1	13
Wegert	6	46	7.7	19
Berzinski	3	35	11.7	17
Stribling	2	11	5.5	7
Rocky Ryan	1	31	31.0	31
Riley	1	10	10.0	10
Eagles	122	1556	12.8	52
Opponents	114	1506	13.2	64t

INTs

<u>No.</u>	<u>Yds</u>	<u>Avg</u>	<u>Lg</u>	<u>TD</u>
Bell	4	61	15.3	33
Riley	3	57	19.0	31
Norton	2	34	17.0	23
Bednarik	2	0	0.0	0
Bawel	1	33	33.0	33
Brookshier	1	31	31.0	31
Rocky Ryan	1	17	17.0	17
Scott	1	12	12.0	12
Campbell	1	1	1.0	1
Eagles	16	246	15.4	33
Opponents	27	365	13.5	42

Punting

<u>No</u>	<u>Yds</u>	<u>Avg</u>	<u>Net</u>	<u>TB</u>	<u>Lg</u>	<u>B</u>
Burk	68	2843	41.8	37.6	0	62
Eagles	68	2843	41.8	37.6	0	62
Opponents	68	2787	41.0	36.0	5	64

<u>Passing</u>	<u>Att</u>	<u>Cmp</u>	<u>Yds</u>	<u>Cmp%</u>	<u>Yds/Att</u>	<u>TD</u>	<u>TD%</u>	<u>Int</u>	<u>Int%</u>	<u>Lg</u>	<u>Sk/Lost</u>	<u>Rat</u>
Thomason	164	82	1119	50.0	6.82	4	2.4	21	12.8	52	na/166	40.7
Burk	82	39	426	47.6	5.20	1	1.2	6	7.3	40	na/113	36.9
Schaefer	3	1	11	33.3	3.67	1	33.3	0	0.0	11t	0/0	84.7
Eagles	249	122	1556	49.0	6.25	6	2.4	27	10.8	52	na/279	37.4
Opponents	243	114	1506	46.9	6.20	15	6.2	16	6.6	64t	na/173	60.1

<u>Punt Returns</u>	<u>Ret</u>	<u>FC</u>	<u>Yds</u>	<u>Avg</u>	<u>Lg</u>	<u>TD</u>
Riley	17	na	73	4.3	35	0
Keller	15	na	146	9.7	40	0
Giancanelli	4	na	22	5.5	18	0
Eagles	36	na	241	6.7	40	0
Opponents	50	na	283	5.7	29	0

Kickoff Returns

<u>No.</u>	<u>Yds</u>	<u>Avg</u>	<u>Lg</u>	<u>TD</u>
Keller	15	353	23.5	32
Riley	15	381	25.4	59
Giancanelli	8	187	23.4	31
Pellegrini	2	47	23.5	26
Willey	2	32	16.0	20
Bawel	1	25	25.0	25
Bednarik	1	17	17.0	17
Norton	1	31	31.0	31
B. Smith LG	1	14	14.0	14
Eagles	45	1073	23.8	59
Opponents	27	666	24.7	56

Pro Bowl Selections: LB Chuck Bednarik, T Buck
Lansford, QB Bobby Thomason, T Jim Weatherall

1957 Eagles Statistics



Record: 4-8, 5th in Eastern
Head Coach: Hugh Devore

S-29	L	13-17	at Los Angeles	62,506
O-05	L	20-24	New York	28,342
O-13	L	7-24	at Cleveland	53,493
O-20	W	17-7	Cleveland	22,443
O-27	L	0-6	at Pittsburgh	27,016
N-03	W	38-21	at Chi. Cardinals	18,718
N-10	L	16-27	Detroit	29,320
N-17	L	0-13	at New York	42,845
N-24	W	21-12	Washington	20,730
D-01	W	7-6	Pittsburgh	16,364
D-08	L	7-42	at Washington	21,304
D-14	L	27-31	Chi. Cardinals	12,555

TEAM STATS

Total First Downs

Rushing	80
Passing	51
Penalty	18
3rd Down: Made/Att	na
3rd Down Pct.	na
4th Down: Made/Att	na
4th Down Pct.	na

Possession Avg.

Total Net Yards

Avg. Per Game	228.1
Total Plays	628
Avg. Per Play	4.4

Net Yards Rushing

Avg. Per Game	131.8
Total Rushes	424
Avg. Per Game	96.3
Sacked/Yards Lost	224
Gross Yards	1379
Att./Completions	204/99
Completion Pct.	48.5
Had Intercepted	23

Net Yards Passing

Avg. Per Game	131.8
Total Rushes	424
Avg. Per Game	96.3
Sacked/Yards Lost	224
Gross Yards	1379
Att./Completions	204/99
Completion Pct.	48.5
Had Intercepted	23

Punts/Average

Net Punting Avg.

Penalties/Yards

Fumbles/Ball Lost

Touchdowns

Rushing	9
Passing	10
Returns	2

Passing

	Att	Cmp	Yds	Cmp%	Yds/Att	TD	TD%	Int	Int%	Lg	Sk/Lost	Rat
Thomason	92	46	630	50.0	6.85	4	4.3	10	10.9	67t	na/46	47.2
Jurgensen	70	33	470	47.1	6.71	5	7.1	8	11.4	61t	na/88	53.6
Dorow	36	17	212	47.2	5.89	1	2.8	4	11.1	49	na/90	35.6
Peaks	3	2	56	66.7	18.67	0	0.0	1	33.3	37	0/0	70.1
Barnes	1	0	0	0.0	0.00	0	0.0	0	0.0	0	0/0	39.6
McDonald	1	1	11	100.0	11.00	0	0.0	0	0.0	11	0/0	112.5
Norton	1	0	0	0.0	0.00	0	0.0	0	0.0	0	0/0	39.6
Eagles	204	99	1379	48.5	6.76	10	4.9	23	11.3	67t	na/224	47.4
Opponents	257	133	2083	51.8	8.11	10	3.9	17	6.6	64	na/114	64.4

Rushing

	No.	Yds	Avg	Lg	TD
Barnes	143	529	3.7	41	1
Peaks	125	495	4.0	35	1
Keller	57	195	3.4	15	0
Worden	42	133	3.2	17	0
Norton	2	73	36.5	61	0
Thomason	15	62	4.1	19	3
Dorow	17	52	3.1	14	2
McDonald	12	36	3.0	22	0
Walston	1	7	7.0	7	0
Youngelman	0	3	---	3	0
Jurgensen	10	-3	-3	8	2
Eagles	424	1582	3.7	61	9
Opponents	451	1714	3.8	64t	15

Receiving

	No.	Yds	Avg	Lg	TD
Barnes	19	212	11.2	67t	1
Stribling	14	194	13.9	58t	1
Walston	11	266	24.2	49	1
Peaks	11	99	9.0	53	0
Retzlaff	10	120	12.0	28	0
McDonald	9	228	25.3	61t	3
Bielski	8	81	10.1	19	2
Burnine	7	63	9.0	16	0
Rocky Ryan	4	91	22.8	46t	2
Keller	4	31	7.8	30	0
Worden	1	3	3.0	3	0
Gaona	1	-9	-9.0	-9	0
Eagles	99	1379	13.9	67t	10
Opponents	133	2083	15.7	64	10

INTs

	No.	Yds	Avg	Lg	TD
Norton	4	155	38.8	99t	1
Brookshier	4	74	18.5	40	0
Ji. Harris	3	99	33.0	65t	1
Bednarik	3	51	17.0	37	0
Bell	2	38	19.0	38	0
Wydo	1	25	25.0	25	0
Eagles	17	442	26.0	99t	2
Opponents	23	340	14.8	55	1

Punting

	No	Yds	Avg	Net	TB	Lg	B
Norton	68	2798	41.1	35.4	2	63	1
Eagles	68	2798	41.1	35.4	2	63	1
Opponents	58	2481	42.8	37.6	5	59	1

Score By Periods

	Q1	Q2	Q3	Q4	OT	Pts
Eagles	37	36	27	73	0	173
Opponents	34	94	51	51	0	230

Scoring

	TD	Ru	Pa	Rt	PAT	FG	2Pt	Pts
Walston	1	0	1	0	20/21	9/12	0	53
McDonald	3	0	3	0			0	18
Thomason	3	3	0	0			0	18
Barnes	2	1	1	0			0	12
Bielski	2	0	2	0	0/0	0/2	0	12
Dorow	2	2	0	0			0	12
Jurgensen	2	2	0	0			0	12
Rocky Ryan	2	0	2	0			0	12
Ji. Harris	1	0	0	1			0	6
Norton	1	0	0	1			0	6
Peaks	1	1	0	0			0	6
Stribling	1	0	1	0			0	6
Eagles	21	9	10	2	20/21	9/14	0	173
Opp.	27	15	10	2	26/27	14/29	0	230

Punt Returns

	Ret	FC	Yds	Avg	Lg	TD
McDonald	26	na	127	4.9	28	0
Keller	9	na	59	6.6	38	0
Ji. Harris	1	na	0	0.0	0	0
Norton	1	na	13	13.0	13	0
Eagles	37	na	199	5.4	38	0
Opponents	45	na	351	7.8	36	0

Kickoff Returns

	No.	Yds	Avg	Lg	TD
Keller	15	320	21.3	37	0
McDonald	11	304	27.6	50	0
Peaks	5	98	19.6	27	0
Worden	4	63	15.8	19	0
Bielski	2	11	5.5	10	0
Norton	2	33	16.5	18	0
Bell	1	7	7.0	7	0
Wydo	1	2	2.0	2	0
Eagles	41	838	20.4	50	0
Opponents	31	737	23.8	42	0

Pro Bowl Selections: FB Bill Barnes, LB Chuck Bednarik, S Jerry Norton, E Tom Scott

1958 Eagles Statistics



Record: 2-9-1, t-5th in Eastern Head Coach: Buck Shaw

S-28	L	14-24	Washington	36,850
O-05	W	27-24	New York	23,178
O-12	L	3-24	at Pittsburgh	23,153
O-19	L	24-30	San Francisco	33,110
O-26	L	35-38	at Green Bay	31,043
N-02	T	21-21	at Chi. Cardinals	17,486
N-09	L	24-31	Pittsburgh	26,306
N-16	W	49-21	Chi. Cardinals	18,315
N-23	L	14-28	at Cleveland	51,319
N-30	L	10-24	at New York	35,438
D-07	L	14-21	Cleveland	36,773
D-14	L	0-20	at Washington	22,621

TEAM STATS

	EAGLES	OPP
Total First Downs	222	225
Rushing	72	101
Passing	125	100
Penalty	25	24
3rd Down: Made/Att	na	na
3rd Down Pct.	na	na
4th Down: Made/Att	na	na
4th Down Pct.	na	na
Possession Avg.	na	na
Total Net Yards	3790	4047
Avg. Per Game	315.8	337.3
Total Plays	736	777
Avg. Per Play	5.1	5.2
Net Yards Rushing	1093	1929
Avg. Per Game	91.1	160.8
Total Rushes	334	488
Net Yards Passing	2697	2118
Avg. Per Game	224.8	176.5
Sacked/Yards Lost	75	126
Gross Yards	2772	2244
Att./Completions	402/214	289/138
Completion Pct.	53.2	47.8
Had Intercepted	21	15
Punts/Average	54/41.2	53/43.1
Net Punting Avg.	54/33.4	53/36.1
Penalties/Yards	55/570	74/722
Fumbles/Ball Lost	41/22	18/12
Touchdowns	31	39
Rushing	13	15
Passing	18	22
Returns	0	2

Rushing	No.	Yds	Avg	Lg	TD
Barnes	156	551	3.5	70t	7
Peaks	115	386	3.4	23	3
Wells	24	92	3.8	12	1
Kowalczyk	17	43	2.5	17	1
Myers	9	23	2.6	15	0
Van Brocklin	8	5	0.6	2	1
Jurgensen	1	1	1.0	1	0
McDonald	3	-4	-1.3	5	0
Retzlaff	1	-4	-4.0	-4	0
Eagles	334	1093	3.3	70t	13
Opponents	488	1929	4.0	55t	15

Receiving	No.	Yds	Avg	Lg	TD
Retzlaff	56	766	13.7	49	2
Barnes	35	423	12.1	33	0
McDonald	29	603	20.8	91t	9
Peaks	29	248	8.6	33t	2
Bielski	23	234	10.2	30	1
Walston	21	298	14.2	71t	3
Kowalczyk	8	72	9.0	15	0
Wells	4	49	12.3	21	0
Myers	4	25	6.3	13	0
Mitcham	3	39	13.0	20	1
Nacrelli	2	15	7.5	11	0
Eagles	214	2772	13.0	91t	18
Opponents	138	2244	16.3	71t	22

INTs	No.	Yds	Avg	Lg	TD
Pellegrini	4	90	22.5	40	0
Bell	2	33	16.5	33	0
Scott	2	15	7.5	10	0
Ryan TM	1	38	38.0	38	0
Hudson	1	15	15.0	15	0
Riley	1	8	8.0	8	0
Koman	1	5	5.0	5	0
Kowalczyk	1	2	2.0	2	0
Brookshier	1	0	0.0	0	0
Norton	1	0	0.0	0	0
Eagles	15	206	13.7	40	0
Opponents	21	242	11.5	39	0

Punting	No	Yds	Avg	Net	TB	Lg	B
Van Brocklin	54	2225	41.2	33.4	3	58	1
Eagles	54	2225	41.2	33.4	3	58	1
Opponents	53	2285	43.1	36.1	2	66	0

Score By Periods	Q1	Q2	Q3	Q4	OT	Pts
Eagles	65	69	38	63	0	235
Opponents	75	117	62	52	0	306

Scoring	TD	Ru	Pa	Rt	PAT	FG	2Pt	Pts
Walston	3	0	3	0	31/31	6/14	0	67
McDonald	9	0	9	0			0	54
Barnes	7	7	0	0			0	42
Peaks	5	3	2	0			0	30
Retzlaff	2	0	2	0			0	12
Bielski	1	0	1	0			0	6
Kowalczyk	1	1	0	0			0	6
Mitcham	1	0	1	0			0	6
Van Brocklin	1	1	0	0			0	6
Wells	1	1	0	0			0	6
Eagles	31	13	18	0	31/31	6/14	0	235
Opp.	39	15	22	2	39/39	11/23	0	306


Punt Returns	Ret	FC	Yds	Avg	Lg	TD
Wells	19	na	158	8.3	65	0
McDonald	18	na	135	7.5	35	0
Riley	7	na	27	3.9	10	0
Koman	1	na	5	5.0	5	0
Norton	1	na	8	8.0	8	0
Ryan TM	1	na	0	0.0	0	0
Eagles	47	na	333	7.1	65	0
Opponents	41	na	363	8.9	68t	1

Kickoff Returns	No.	Yds	Avg	Lg	TD
McDonald	14	262	18.7	32	0
Wells	14	336	24.0	44	0
Riley	9	205	22.8	35	0
Bielski	5	66	13.2	18	0
Jacobs	2	24	12.0	20	0
Koman	1	7	7.0	7	0
Eagles	45	900	20.0	44	0
Opponents	40	961	24.0	98t	1

Pro Bowl Selections: FB Bill Barnes, WR Tommy McDonald, S Jerry Norton, E Pete Retzlaff, E Tom Scott, QB Norman Van Brocklin

Passing	Att	Cmp	Yds	Cmp%	Yds/Att	TD	TD%	Int	Int%	Lg	Sk/Lost	Rat
Van Brocklin	374	198	2409	52.9	6.44	15	4.0	20	5.3	91t	na/46	64.1
Jurgensen	22	12	259	54.5	11.77	0	0.0	1	4.5	61	na/29	77.6
Barnes	6	4	104	66.7	17.33	3	50.0	0	0.0	71t	0/0	149.3
Eagles	402	214	2772	53.2	6.90	18	4.5	21	5.2	91t	na/75	68.3
Opponents	289	138	2244	47.8	7.76	22	7.6	15	5.2	71t	na/126	78.0

1959 Eagles Statistics



Record: 7-5, t-2nd in Eastern Head Coach: Buck Shaw

S-27	L	14-24	at San Francisco	41,697
O-04	W	49-21	New York	27,023
O-11	W	28-24	Pittsburgh	27,343
O-18	L	7-24	at New York	68,783
O-25	W	28-24	at Chi. Cardinals	20,112
N-01	W	30-23	Washington	39,854
N-08	L	7-28	at Cleveland	58,275
N-15	W	27-17	Chi. Cardinals	28,887
N-22	W	23-20	Los Angeles	47,425
N-29	L	0-31	at Pittsburgh	22,191
D-06	W	34-14	at Washington	24,325
D-13	L	21-28	Cleveland	45,952

TEAM STATS

	EAGLES	OPP
Total First Downs	211	220
Rushing	78	103
Passing	120	101
Penalty	13	16
3rd Down: Made/Att	na	na
3rd Down Pct.	na	na
4th Down: Made/Att	na	na
4th Down Pct.	na	na
Possession Avg.	na	na
Total Net Yards	3887	3938
Avg. Per Game	323.9	328.2
Total Plays	743	721
Avg. Per Play	5.2	5.5
Net Yards Rushing	1315	2068
Avg. Per Game	109.6	172.3
Total Rushes	391	429
Net Yards Passing	2572	1870
Avg. Per Game	214.3	155.8
Sacked/Yards Lost	na/72	na/204
Gross Yards	2644	2074
Att./Completions	352/194	292/144
Completion Pct.	55.1	49.3
Had Intercepted	16	20
Punts/Average	54/42.7	48/41.1
Net Punting Avg.	54/36.2	48/34.9
Penalties/Yards	52/501	47/457
Fumbles/Ball Lost	26/8	28/20
Touchdowns	35	36
Rushing	13	15
Passing	17	17
Returns	5	4

Passing	Att	Cmp	Yds	Cmp%	Yds/Att	TD	TD%	Int	Int%	Lg	Sk/Lost	Rat
Van Brocklin	340	191	2617	56.2	7.70	16	4.7	14	4.1	71	na/72	79.5
Barnes	7	0	0	0.0	0.00	0	0.0	2	28.6	0	0/0	0.0
Jurgensen	5	3	27	60.0	5.40	1	20.0	0	0.0	19t	0/0	114.2
Eagles	352	194	2644	55.1	7.51	17	4.8	16	4.5	71	na/72	76.5
Opponents	292	144	2074	49.3	7.10	17	5.8	20	6.8	51	na/204	63.6

Rushing	No.	Yds	Avg	Lg	TD
Barnes	181	687	3.8	61t	7
Peaks	124	451	3.6	34	3
Sapp	41	145	3.5	17	1
Kowalczyk	26	37	1.4	6	0
Van Brocklin	11	13	1.2	12	2
Walston	2	8	4.0	7	0
Pagliei	2	-5	-2.5	1	0
McDonald	2	-10	-5.0	-4	0
Retzlaff	2	-11	-5.5	-5	0
Eagles	391	1315	3.4	61t	13
Opponents	429	2068	4.8	80t	15

Receiving	No.	Yds	Avg	Lg	TD
McDonald	47	846	18.0	71	10
Retzlaff	34	595	17.5	45	1
Barnes	32	314	9.8	47t	2
Peaks	28	209	7.5	23	0
Walston	16	279	17.4	40	3
Bielski	15	264	17.6	57	1
Kowalczyk	9	33	3.7	13	0
Sapp	6	47	7.8	13	0
MacAfee TM	5	48	9.6	14	0
Pagliei	2	9	4.5	11	0
Eagles	194	2644	13.6	71	17
Opponents	144	2074	14.4	51	17

INTs	No.	Yds	Avg	Lg	TD
Carr	5	65	13.0	26	0
Pellegrini	3	42	14.0	39	0
Powell	3	17	5.7	17	0
Brookshier	3	13	4.3	8	0
Weber	2	8	4.0	8	0
Johnson	1	22	22.0	22	0
M. Campbell	1	0	0.0	0	0
Khayat	1	0	0.0	0	0
Riley	1	0	0.0	0	0
Eagles	20	167	8.4	39	0
Opponents	16	360	22.5	70t	2

Punting	No	Yds	Avg	Net	TB	Lg	B
Van Brocklin	53	2263	42.7	36.2	2	59	1
Pagliei	1	45	45.0	45.0	0	45	0
Eagles	54	2308	42.7	36.2	2	59	1
Opponents	48	1975	41.1	34.9	3	60	0

Score By Periods	Q1	Q2	Q3	Q4	OT	Pts
Eagles	34	106	59	69	0	268
Opponents	55	88	42	93	0	278

Scoring	TD	Ru	Pa	Rt	PAT	FG	2Pt	Pts
McDonald	11	0	10	1			0	66
Barnes	9	7	2	0			0	54
Walston	3	0	3	0	33/34	0/1	0	51
Cothren	0	0	0	0	1/1	8/18	0	25
Peaks	3	3	0	0			0	18
Van Brocklin	2	2	0	0			0	12
Bielski	1	0	1	0	0/0	0/5	0	6
Huth	1	0	0	1			0	6
Owens	1	0	0	1			0	6
Powell	1	0	0	1			0	6
Retzlaff	1	0	1	0			0	6
Sapp	1	1	0	0			0	6
Weber	1	0	0	1			0	6
Eagles	35	13	17	5	34/35	8/24	0	268
Opp.	36	15	17	4	35/36	9/20	0	278

Punt Returns	Ret	FC	Yds	Avg	Lg	TD
McDonald	21	na	115	5.5	81t	1
Powell	15	na	124	8.3	58t	1
Eagles	36	na	239	6.6	81t	2
Opponents	40	na	312	7.8	65	1

Kickoff Returns	No.	Yds	Avg	Lg	TD
McDonald	24	444	18.5	36	0
Powell	14	379	27.1	95	0
Wilson	2	4	2.0	4	0
DeLucca	1	0	0.0	0	0
Nocera	1	15	15.0	15	0
Eagles	42	842	20.0	95	0
Opponents	37	819	22.1	34	0

Pro Bowl Selections: FB Bill Barnes, CB Tom Brookshier, T Marion Campbell, WR Tommy McDonald, T Jess Richardson, QB Norman Van Brocklin

1960 Eagles Statistics



Record: 10-2, 1st in Eastern
Head Coach: Buck Shaw

S-25	L	24-41	Cleveland	56,303
S-30	W	27-25	at Dallas	18,500
O-09	W	31-27	St. Louis	33,701
O-16	W	28-10	Detroit	38,065
O-23	W	31-29	at Cleveland	64,850
N-06	W	34-7	Pittsburgh	58,324
N-13	W	19-13	Washington	39,361
N-20	W	17-10	at New York	63,571
N-27	W	31-23	New York	60,547
D-04	W	20-6	at St. Louis	21,358
D-11	L	21-27	at Pittsburgh	22,101
D-18	W	38-28	at Washington	20,558
NFL CHAMPIONSHIP				
D-26	W	17-13	Green Bay	67,325

TEAM STATS

	EAGLES	OPP
Total First Downs	190	205
Rushing	54	117
Passing	121	81
Penalty	15	7
3rd Down: Made/Att	na	na
3rd Down Pct.	na	na
4th Down: Made/Att	na	na
4th Down Pct.	na	na
Possession Avg.	na	na
Total Net Yards	3950	4027
Avg. Per Game	329.2	335.6
Total Plays	na	na
Avg. Per Play	na	na
Net Yards Rushing	1134	2200
Avg. Per Game	94.5	183.3
Total Rushes	351	449
Net Yards Passing	2816	1827
Avg. Per Game	234.7	152.3
Sacked/Yards Lost	na/141	na/157
Gross Yards	2957	1984
Att./Completions	331/177	283/139
Completion Pct.	53.5	49.1
Had Intercepted	20	30
Punts/Average	60/43.1	48/43.6
Net Punting Avg.	na/na	na/na
Penalties/Yards	57/544	54/597
Fumbles/Ball Lost	24/10	31/15
Touchdowns	40	29
Rushing	9	14
Passing	29	14
Returns	2	1

Passing	Att	Cmp	Yds	Cmp%	Yds/Att	TD	TD%	Int	Int%	Lg	Sk/Lost	Rat
Van Brocklin	284	153	2471	53.9	8.70	24	8.5	17	6.0	64t	na/96	86.5
Jurgensen	44	24	486	54.5	11.05	5	11.4	1	2.3	71	na/45	122.0
Barnes	3	0	0	0.0	0.00	0	0.0	2	66.7	0	0/0	0.0
Eagles	331	177	2957	53.5	8.93	29	8.8	20	6.0	71	na/141	87.9
Opponents	283	139	1984	49.1	7.01	14	4.9	30	10.6	86t	na/157	49.1

Rushing	No.	Yds	Avg	Lg	TD
Peaks	86	465	5.4	57	3
Barnes	117	315	2.7	23t	4
Dean	113	304	2.7	32	0
Brown	9	35	3.9	13	2
Sapp	9	20	2.2	7	0
Jurgensen	4	5	1.3	9	0
Retzlaff	2	3	1.5	7	0
Van Brocklin	11	-13	-1.2	1	0
Eagles	351	1134	3.2	57	9
Opponents	449	2200	4.9	87t	14

Receiving	No.	Yds	Avg	Lg	TD
Retzlaff	46	826	18.0	57t	5
McDonald	39	801	20.5	64t	13
Walston	30	563	18.8	49t	4
Barnes	19	132	6.9	16	2
Dean	15	218	14.5	49t	3
Peaks	14	116	8.3	34	0
Brown	9	247	27.4	71	2
Lucas	3	34	11.3	19	0
Sapp	2	20	10.0	14	0
Eagles	177	2957	16.7	71	29
Opponents	139	1984	14.3	86t	14

INTs	No.	Yds	Avg	Lg	TD
Burroughs	9	124	13.8	46	0
Weber	6	48	8.0	13	0
Freeman	4	67	16.8	48	0
Baughan	3	50	16.7	18	0
Johnson	3	34	11.3	33	0
Carr	2	4	2.0	4	0
Bednarik	2	0	0.0	0	0
Brookshier	1	14	14.0	14	0
Eagles	30	341	11.4	48	0
Opponents	20	277	13.9	37	1

Punting	No	Yds	Avg	Net	TB	Lg	B
Van Brocklin	60	2585	43.1	na	na	70	0
Eagles	60	2585	43.1	na	na	70	0
Opponents	48	2094	43.6	na	na	62	0

Punt Returns	Ret	FC	Yds	Avg	Lg	TD
Dean	16	na	65	4.1	15	0
Brown	10	na	47	4.7	12	0
Jackson	1	na	5	5.0	5	0
McDonald	1	na	2	2.0	2	0
Eagles	28	na	119	4.3	15	0
Opponents	34	na	166	4.9	24	0

Score By Periods	Q1	Q2	Q3	Q4	OT	Pts
Eagles	51	78	44	148	0	321
Opponents	74	62	53	57	0	246

Scoring	TD	Ru	Pa	Rt	PAT	FG	2Pt	Pts
Walston	4	0	4	0	39/40	14/20	0	105
McDonald	13	0	13	0			0	78
Barnes	6	4	2	0			0	36
Retzlaff	5	0	5	0			0	30
Brown	4	2	2	0			0	24
Dean	3	0	3	0			0	18
Peaks	3	3	0	0			0	18
Carr	1	0	0	1			0	6
Smith	1	0	0	1			0	6
Wittenborn LG	0	0	0	0	0/0	0/3	0	0
Eagles	40	9	29	2	39/40	14/20	0	321
Opp.	29	14	14	1	24/28	16/28	0	246

Kickoff Returns	No.	Yds	Avg	Lg	TD
Dean	26	533	20.5	30	0
Brown	11	295	26.8	79	0
Reichow	4	28	7.0	12	0
Robb	4	44	11.0	15	0
Baughan	2	18	9.0	17	0
McDonald	2	45	22.5	26	0
Carr	1	5	5.0	5	0
Lucas	1	5	5.0	5	0
Wilson	1	0	0.0	0	0
Eagles	52	973	18.7	79	0
Opponents	53	1076	20.3	37	0

Walston: (N,21G) (21G,27G) () (N,38G)
(21G,32N,11G) (22G,10G) (17B,12G) (15G) (32G,39G) ()
(23G)

Wittenborn, S.F.-Phi.: () () () () () (33N,45N,19N0) ()
() () () ()

Opponents: (N,36G,15G) (31G,45G) (18G,12G)
(N,33G) (N,12G,23G,44G) (42N) (N, N,18G,17G)
(26G,36N,45N,46N) (35G,31G,15G) (N) () (38N,37N)

Pro Bowl Selections: LB Maxie Baughan, LB Chuck Bednarik, CB Tom Brookshier, T Marion Campbell, WR Tommy McDonald, E Pete Retzlaff, QB Norman Van Brocklin, E/K Bobby Walston

1961 Eagles Statistics



Record: 10-4, 2nd in Eastern Head Coach: Nick Skorich

S-17	W	27-20	Cleveland	60,671
S-24	W	14-7	Washington	50,108
O-01	L	27-30	St. Louis	59,399
O-08	W	21-16	Pittsburgh	60,671
O-15	W	20-7	at St. Louis	20,262
O-22	W	43-7	at Dallas	25,000
O-29	W	27-24	at Washington	31,066
N-05	W	16-14	Chicago	60,671
N-12	L	21-38	at NY Giants	62,800
N-19	L	24-45	at Cleveland	68,399
N-26	W	35-13	Dallas	60,127
D-03	W	35-24	at Pittsburgh	21,653
D-10	L	24-28	NY Giants	60,671
D-17	W	27-24	at Detroit	44,231
PLAYOFF BOWL (at Miami)				
J-06	L	10-38	Detroit	25,612

TEAM STATS

	EAGLES	OPP
Total First Downs	252	267
Rushing	78	116
Passing	158	145
Penalty	16	6
3rd Down: Made/Att	na	na
3rd Down Pct.	na	na
4th Down: Made/Att	na	na
4th Down Pct.	na	na
Possession Avg.	na	na
Total Net Yards	5112	4927
Avg. Per Game	365.1	351.9
Total Plays	na	na
Avg. Per Play	na	na
Net Yards Rushing	1507	2007
Avg. Per Game	107.6	143.4
Total Rushes	373	474
Net Yards Passing	3605	2920
Avg. Per Game	257.5	208.6
Sacked/Yards Lost	na/219	na/263
Gross Yards	3824	3183
Att./Completions	429/241	383/224
Completion Pct.	56.2	58.5
Had Intercepted	26	17
Punts/Average	55/43.7	64/41.8
Net Punting Avg.	na/na	na/na
Penalties/Yards	42/500	62/684
Fumbles/Ball Lost	25/14	27/16
Touchdowns	46	38
Rushing	10	12
Passing	34	23
Returns	2	3

Passing	Att	Cmp	Yds	Cmp%	Yds/Att	TD	TD%	Int	Int%	Lg	Sk/Lost	Rat
Jurgensen	416	235	3723	56.5	8.95	32	7.7	24	5.8	69	na/211	88.1
Hill	12	6	101	50.0	8.42	2	16.7	2	16.7	23	na/8	78.8
Peaks	1	0	0	0.0	0.00	0	0.0	0	0.0	0	na/0	39.6
Eagles	429	241	3824	56.2	8.91	34	7.9	26	6.1	69	na/219	87.2
Opponents	383	224	3183	58.5	8.31	23	6.0	17	4.4	84t	na/263	87.0

Rushing	No.	Yds	Avg	Lg	TD
Peaks	135	471	3.5	33	5
Brown	50	338	6.8	47	1
Dean	66	321	4.9	44	2
Barnes	92	309	3.4	43	1
Jurgensen	20	27	1.4	14	0
Sapp	7	24	3.4	8	1
Hill	2	9	4.5	7	0
Retzlaff	1	8	8.0	8	0
Eagles	373	1507	4.0	47	10
Opponents	474	2007	4.2	54t	12

Receiving	No.	Yds	Avg	Lg	TD
McDonald	64	1144	17.9	66	13
Retzlaff	50	769	15.4	61t	8
Walston	34	569	16.7	68	2
Peaks	32	472	14.8	48	0
Dean	21	335	16.0	60t	1
Barnes	15	194	12.9	59t	3
Brown	14	264	18.9	65	2
Lucas	8	67	8.4	18	5
Sapp	3	10	3.3	8	0
Eagles	241	3824	15.9	69	34
Opponents	224	3183	14.2	84t	23

INTs	No.	Yds	Avg	Lg	TD
Burroughs	7	90	12.9	42	0
Cross	2	36	18.0	36	0
Bednarik	2	33	16.5	33	0
Brookshier	2	20	10.0	20	0
Carr	2	20	10.0	20	0
Baughan	1	22	22.0	22	0
Taseff LG	1	15	15.0	15	0
Weber	1	15	15.0	15	0
Nocera	0	3	0.0	3	0
Eagles	17	239	14.1	42	0
Opponents	26	294	11.3	65t	1

Punting	No	Yds	Avg	Net	TB	Lg	B
Hill	55	2403	43.7	na	na	64	0
Eagles	55	2403	43.7	na	na	64	0
Opponents	64	2675	41.8	na	na	69	1

Punt Returns	Ret	FC	Yds	Avg	Lg	TD
Dean	18	na	140	7.8	28	0
Brown	8	na	125	15.6	66t	1
Cross	7	na	77	11.0	21	0
Taseff LG	5	na	39	7.8	23	0
Baughan	1	na	11	11.0	11	0
Eagles	34	na	353	10.4	66t	1
Opponents	30	na	235	7.8	73t	1

Score By Periods	Q1	Q2	Q3	Q4	OT	Pts
Eagles	94	89	92	86	0	361
Opponents	61	72	78	86	0	297

Scoring	TD	Ru	Pa	Rt	PAT	FG	2Pt	Pts
Walston	2	0	2	0	43/45	14/25	0	97
McDonald	13	0	13	0			0	78
Retzlaff	8	0	8	0			0	48
Brown	5	1	2	2			0	30
Lucas	5	0	5	0			0	30
Peaks	5	5	0	0			0	30
Barnes	4	1	3	0			0	24
Dean	3	2	1	0			0	18
Sapp	1	1	0	0			0	6
Eagles	46	10	34	2	43/45	14/25	0	361
Opp.	38	12	23	3	36/38	11/24	0	297

Kickoff Returns	No.	Yds	Avg	Lg	TD
Brown	29	811	28.0	105t	1
Dean	21	462	22.0	34	0
Peaks	2	29	14.5	17	0
Cross	1	11	11.0	11	0
Eagles	53	1313	24.8	105t	1
Opponents	58	1224	21.1	91t	1

Walston: [22G,18G,12N] () [19G,16G, N] () [19G, 42G] [20G,26N] (N,13G,33G) (B, N,12G) [42N, 43N] [34G] () [31N] [26G,45N,44N] [21G,10G]
Opponents: [20G,21G] (N,35N) [27G] [49N,23G] [N] [54N] [46N,48N,52G] (B, N) [11G] [54N,17G] [42G,32G] [36G] [23N,33B] [49G,41N]

Pro Bowl Selections: LB Maxie Baughan, HB Ted Dean, WR Tommy McDonald, E/K Bobby Walston (QB Sonny Jurgensen and T J. D. Smith also selected but did not play because of injury)

WHAT WAS THE PLAYOFF BOWL ?

Following the 1961 and 1966 seasons, the Eagles participated in the Playoff Bowl. If case you never heard of the Playoff Bowl, here's the scoop. From 1960-1969, the National Football League took each conference's runner-up and matched them up in a consolation game at the Orange Bowl in Miami. The Eagles, by the way, lost both of their Playoff Bowl appearances (38-10 to Detroit in 1962 and 20-14 to Baltimore in 1967).

1962 Eagles Statistics



Record: 3-10-1, 7th in Eastern
Head Coach: Nick Skorich

S-16	L	21-27	St. Louis	60,671
S-23	L	13-29	NY Giants	60,671
S-30	W	35-7	Cleveland	60,671
O-06	L	7-13	at Pittsburgh	23,164
O-14	L	19-41	at Dallas	18,645
O-21	L	21-27	Washington	60,671
O-28	L	21-31	at Minnesota	30,071
N-04	T	14-14	at Cleveland	63,848
N-11	L	0-49	Green Bay	60,671
N-18	L	14-19	at NY Giants	62,705
N-25	W	28-14	Dallas	58,070
D-02	W	37-14	at Washington	32,229
D-09	L	17-26	Pittsburgh	60,671
D-16	L	35-45	at St. Louis	14,989

TEAM STATS

	EAGLES	OPP
Total First Downs	235	275
Rushing	76	128
Passing	146	129
Penalty	13	18
3rd Down: Made/Att	na	na
3rd Down Pct.	na	na
4th Down: Made/Att	na	na
4th Down Pct.	na	na
Possession Avg.	na	na
Total Net Yards	4540	5046
Avg. Per Game	324.3	360.4
Total Plays	na	na
Avg. Per Play	na	na
Net Yards Rushing	1155	2126
Avg. Per Game	82.5	151.9
Total Rushes	324	526
Net Yards Passing	3385	2920
Avg. Per Game	241.8	208.6
Sacked/Yards Lost	na/247	na/103
Gross Yards	3632	3023
Att./Completions	428/228	363/198
Completion Pct.	53.3	54.5
Had Intercepted	31	26
Punts/Average	64/42.9	42/38.2
Net Punting Avg.	na/na	na/na
Penalties/Yards	58/619	48/479
Fumbles/Ball Lost	25/13	22/13
Touchdowns	38	43
Rushing	13	23
Passing	23	16
Returns	2	4

Passing	Att	Cmp	Yds	Cmp%	Yds/Att	TD	TD%	Int	Int%	Lg	Sk/Lost	Rat
Jurgensen	366	196	3261	53.6	8.91	22	6.0	26	7.1	84	na/212	74.3
Hill	61	31	361	50.8	5.92	0	0.0	5	8.2	37	na/35	34.9
McDonald	1	1	10	100.0	10.00	1	100.0	0	0.0	10t	na/0	147.9
Eagles	428	228	3632	53.3	8.49	23	5.4	31	7.2	84	na/247	69.6
Opponents	363	198	3023	54.5	8.33	16	4.4	26	7.2	77t	na/103	67.1

Rushing	No.	Yds	Avg	Lg	TD
Brown	137	545	4.0	61t	5
Peaks	137	447	3.3	48	3
Sapp	23	53	2.3	17	2
Jurgensen	17	44	2.6	30	2
Hill	4	40	10.0	22	1
R.Smith	1	13	13.0	13	0
Douglas	4	7	1.8	6	0
Cassady LG	1	6	6.0	6	0
Cassady TM	1	6	6.0	6	0

Eagles	324	1155	3.6	61t	13
Opponents	526	2126	4.0	39	23

Receiving	No.	Yds	Avg	Lg	TD
McDonald	58	1146	19.8	60t	10
Brown	52	849	16.3	82t	6
Peaks	39	347	8.9	27	0
Retzlaff	30	584	19.5	84	3
Lucas	19	236	12.4	24	1
Cassady LG	14	188	13.4	47t	2
Cassady TM	14	188	13.4	47t	2
Sapp	6	80	13.3	34	0
Budd	5	130	26.0	49t	1
Walston	4	43	10.8	16	0
R.Smith	1	29	29.0	29	0

Eagles	228	3632	15.9	84	23
Opponents	198	3023	15.3	77t	16

INTs	No.	Yds	Avg	Lg	TD
Burroughs	7	96	13.7	28	0
Cross	5	46	9.2	22	0
Scotti	4	72	18.0	39	0
Carr	3	59	19.7	25	0
McClellan	3	2	0.7	2	0
Harrison	2	14	7.0	12	0
Baughan	1	0	0.0	0	0
Nocera	1	0	0.0	0	0

Eagles	26	289	11.1	39	0
Opponents	31	555	17.9	100t	2

Kickoff Returns	No.	Yds	Avg	Lg	TD
Brown	30	831	27.7	99t	1
Cassady LG	24	482	20.1	34	0
Cassady TM	14	249	17.8	34	0
Douglas	6	136	22.7	40	0
Dean	4	83	20.8	28	0
Baughan	3	9	3.0	7	0
Cross	2	72	36.0	37	0
Woulfe	2	5	2.5	5	0

Eagles	61	1385	22.7	99t	1
Opponents	56	1459	26.1	101t	1

Score By Periods	Q1	Q2	Q3	Q4	OT	Pts
Eagles	83	69	66	64	0	282
Opponents	65	164	54	73	0	356

Scoring	TD	Ru	Pa	Rt	PAT	FG	2Pt	Pts
Brown	13	5	6	2			0	78
McDonald	10	0	10	0			0	60
Walston	0	0	0	0	36/38	4/15	0	48
Peaks	3	3	0	0			0	18
Retzlaff	3	0	3	0			0	18
Cassady LG	2	0	2	0			0	12
Cassady TM	2	0	2	0			0	12
Jurgensen	2	2	0	0			0	12
Sapp	2	2	0	0			0	12
Budd	1	0	1	0			0	6
Hill	1	1	0	0			0	6
Lucas	1	0	1	0			0	6
Wittenborn	0	0	0	0	0/0	2/4	0	6
Eagles	38	13	23	2	36/38	6/19	0	282
Opp.	43	23	16	4	41/43	19/37	0	356

Punting	No	Yds	Avg	Net	TB	Lg	B
Hill	64	2747	42.9	na	na	80	0
Eagles	64	2747	42.9	na	na	80	0
Opponents	42	1603	38.2	1	0	65	0

Punt Returns	Ret	FC	Yds	Avg	Lg	TD
Cassady LG	8	7	49	6.1	13	0
Cassady TM	1	4	2	2.0	2	0
Brown	6	1	81	13.5	38	0
McDonald	5	1	8	1.6	6	0
Cross	1	3	2	2.0	2	0
R.Smith	1	0	2	2.0	2	0
Jonas	0	2	0	0.0	0	0
Eagles	14	11	95	6.8	38	0
Opponents	24	18	174	7.3	60	0

Walston: (N) (N, N, N, 18G, 29G) () () (36G, 9G)
() (34N, 47N) (26N, 41N) () () (32N, 35N, 16N) ()
() ()

Wittenborn: () () () () () () () () () () (B, 27G)
(45N, 18G) ()

Opponents: (N, N) (48G, 27G, 16G) (42N, 47N)
(14G, 10G, 46N, 14B) (40G, 50N, 11G) (N, 28G, 9G)
(47N, 42G, 14N, 33N) (11B, 41N, 45N) (25N) (43N, 28G,
20G, 37G, 26G) (34N) (N) (21G, 46G, 28G, 29G) (42G)

Pro Bowl Selections: HB Tim Brown, WR Tommy McDonald

1963 Eagles Statistics



Record: 2-10-2, 7th in Eastern Head Coach: Nick Skorich

S-15	T	21-21	Pittsburgh	58,205
S-22	L	24-28	St. Louis	60,671
S-29	L	14-37	NY Giants	60,671
O-06	W	24-21	Dallas	60,671
O-13	W	37-24	at Washington	49,219
O-20	L	7-37	at Cleveland	75,174
O-27	L	7-16	at Chicago	48,514
N-03	L	17-23	Cleveland	60,671
N-10	L	14-42	at NY Giants	62,936
N-17	L	20-27	at Dallas	23,694
N-24	L	10-13	Washington	60,671
D-01	T	20-20	at Pittsburgh	16,721
D-08	L	14-38	at St. Louis	15,979
D-15	L	13-34	Minnesota	57,403

TEAM STATS

	EAGLES	OPP
Total First Downs	203	266
Rushing	78	125
Passing	114	131
Penalty	11	10
3rd Down: Made/Att	na	na
3rd Down Pct.	na	na
4th Down: Made/Att	na	na
4th Down Pct.	na	na
Possession Avg.	na	na
Total Net Yards	3852	4821
Avg. Per Game	275.1	344.4
Total Plays	783	870
Avg. Per Play	4.9	5.5
Net Yards Rushing	1438	1985
Avg. Per Game	102.7	141.8
Total Rushes	376	466
Net Yards Passing	2414	2836
Avg. Per Game	172.4	202.6
Sacked/Yards Lost	27/252	29/270
Gross Yards	2666	3106
Att./Completions	380/193	375/211
Completion Pct.	50.8	56.3
Had Intercepted	31	15
Punts/Average	69/43.1	57/39.1
Net Punting Avg.	na/na	na/na
Penalties/Yards	53/558	54/598
Fumbles/Ball Lost	30/16	23/15
Touchdowns	32	47
Rushing	8	17
Passing	22	28
Returns	2	2

Passing	Att	Cmp	Yds	Cmp%	Yds/Att	TD	TD%	Int	Int%	Lg	Sk/Lost	Rat
Hill	186	91	1213	48.9	6.52	10	5.4	17	9.1	80t	9/104	49.9
Jurgensen	184	99	1413	53.8	7.68	11	6.0	13	7.1	75t	13/111	69.4
Guglielmi LG	24	7	118	29.2	4.92	0	0.0	3	12.5	32	11/94	8.0
Guglielmi TM	7	2	29	28.6	4.14	0	0.0	0	0.0	19	4/27	44.3
Brown	3	1	11	33.3	3.67	1	33.3	1	33.3	11t	0/0	45.1
Dudley	0	0	0	0.0	0.0	0	0.0	0	0.0	0	1/10	0.0
Eagles	380	193	2666	50.8	7.02	22	5.8	31	8.2	80t	27/252	58.9
Opponents	375	211	3106	56.3	8.28	28	7.5	15	4.0	78t	29/270	91.7

Rushing	No.	Yds	Avg	Lg	TD
Brown	192	841	4.4	34	6
Dean	79	268	3.4	26	0
Peaks	64	212	3.3	26	1
Jurgensen	13	38	2.9	13	1
Guglielmi LG	4	23	5.8	20	0
Guglielmi TM	1	20	20.0	20	0
Dudley	11	21	1.9	6	0
Sapp TM	8	21	2.6	9	0
Woodeshick	5	18	3.6	11	0
Hill	3	-1	-3	6	0
Eagles	376	1438	3.8	34	8
Opponents	466	1985	4.3	70t	17

Receiving	No.	Yds	Avg	Lg	TD
Retzlaff	57	895	15.7	46	4
McDonald	41	731	17.8	75t	8
Brown	36	487	13.5	80t	4
Peaks	22	167	7.6	23	1
Goodwin	15	215	14.3	35t	4
Dean	14	108	7.7	20	0
R.Smith	5	63	12.6	16	1
Dudley	1	8	8.0	8	0
Woodeshick	1	-3	-3.0	-3	0
Sapp TM	1	-5	-5.0	-5	0
Eagles	193	2666	13.8	80t	22
Opponents	211	3106	14.7	78t	28

INTs	No.	Yds	Avg	Lg	TD
Burroughs	4	36	9.0	21	0
Lloyd	3	30	10.0	14	0
Cross	2	6	3.0	3	0
Caffey	1	87	87.0	87t	1
Carr	1	25	25.0	15	0
Scotti	1	17	17.0	17	0
Baughan	1	9	9.0	9	0
McClellan	1	0	0.0	0	0
Ramsey	1	0	0.0	0	0
Eagles	15	210	14.0	87t	1
Opponents	31	516	16.6	75	1

Kickoff Returns	No.	Yds	Avg	Lg	TD
Brown	33	945	28.6	100t	1
Dean	16	425	26.6	79	0
Henson	3	21	7.0	10	0
Sapp TM	3	40	13.3	23	0
Woodeshick	3	72	24.0	31	0
R.Smith	2	18	9.0	9	0
Caffey	1	6	6.0	6	0
Eagles	61	1527	25.0	100t	1
Opponents	31	727	23.5	65	0

Score By Periods	Q1	Q2	Q3	Q4	OT	Pts
Eagles	32	86	69	55	0	242
Opponents	43	152	78	108	0	381

Scoring	TD	Ru	Pa	Rt	PAT	FG	2Pt	Pts
Brown	11	6	4	1			0	66
Clark	0	0	0	0	29/32	7/15	0	50
McDonald	8	0	8	0			0	48
Goodwin	4	0	4	0			0	24
Retzlaff	4	0	4	0			0	24
Peaks	2	1	1	0			0	12
Caffey	1	0	0	1			0	6
Jurgensen	1	1	0	0			0	6
R.Smith	1	0	1	0			0	6

Eagles	32	8	22	2	29/32	7/15	0	242
Opp.	47	17	28	2	42/46	19/31	0	381

Punting	No	Yds	Avg	Net	TB	Lg	B
Hill	69	2972	43.1	na	na	62	0
Eagles	69	2972	43.1	na	na	62	0
Opponents	57	2228	39.1	na	na	61	0

Punt Returns	Ret	FC	Yds	Avg	Lg	TD
Brown	16	5	152	9.5	22	0
Dean	10	4	74	7.4	26	0
Eagles	26	9	226	8.7	26	0
Opponents	34	13	451	13.3	83	0


Field Goals	1-19	20-29	30-39	40-49	50+
Clark	1/2	3/5	0/5	3/3	0/0
Eagles	1/2	3/5	0/5	3/3	0/0
Opponents	na	na	na	na	na

Clark: () (28G) () (28B,12G,29N) (35N,42G) ()
 () (36N,22G) () (39N) (45G,16N) (23G,40G) (39B) (34N)
 Opponents: (38G,50G,50N, N,17G) (24B,32N) (12G) ()
 (34G) (43G) (45G,41N,44N,46N)
 (9G,22G,34G,45N, 30N) () (56N,33G,27G) (37G,22G)
 (10G,43N,24G) (23G, 47N) (43G,39G)

Sacks: Eagles 29.0, Opponents 27.0

Pro Bowl Selections: LB Maxie Baughan, HB Tim Brown, E Pete Retzlaff

1964 Eagles Statistics



Record: 6-8, T-3rd in Eastern
Head Coach: Joe Kuharich

S-13	W	38-7	NY Giants	60,671
S-20	L	24-28	San Francisco	57,353
S-27	L	20-28	Cleveland	60,671
O-04	W	21-7	Pittsburgh	59,354
O-11	L	20-35	at Washington	49,219
O-18	W	23-17	at NY Giants	62,978
O-25	W	34-10	at Pittsburgh	38,393
N-01	L	10-21	Washington	60,671
N-08	L	10-20	at LA Rams	53,994
N-15	W	17-14	at Dallas	55,972
N-22	L	13-38	St. Louis	60,671
N-29	L	24-38	at Cleveland	79,289
D-06	W	24-14	Dallas	60,671
D-13	L	34-36	at St. Louis	24,636

TEAM STATS

	EAGLES	OPP
Total First Downs	243	234
Rushing	100	93
Passing	126	128
Penalty	17	13
3rd Down: Made/Att	na	na
3rd Down Pct.	na	na
4th Down: Made/Att	na	na
4th Down Pct.	na	na
Possession Avg.	na	na
Total Net Yards	4400	4317
Avg. Per Game	314.3	308.4
Total Plays	862	898
Avg. Per Play	5.1	4.8
Net Yards Rushing	1922	1746
Avg. Per Game	137.3	124.7
Total Rushes	430	445
Net Yards Passing	2478	2571
Avg. Per Game	177.0	183.6
Sacked/Yards Lost	35/268	47/379
Gross Yards	2746	2950
Att./Completions	397/199	406/202
Completion Pct.	50.1	49.8
Had Intercepted	18	17
Punts/Average	73/41.7	80/40.5
Net Punting Avg.	na/na	na/na
Penalties/Yards	42/450	71/748
Fumbles/Ball Lost	33/22	27/12
Touchdowns	38	40
Rushing	16	15
Passing	19	18
Returns	3	7

Passing	Att	Cmp	Yds	Cmp%	Yds/Att	TD	TD%	Int	Int%	Lg	Sk/Lost	Rat
Snead	283	138	1906	48.8	6.73	14	4.9	12	4.2	87t	20/160	69.6
Hill	88	49	641	55.7	7.28	3	3.4	4	4.5	38t	8/61	71.3
Concannon	23	12	199	52.2	8.65	2	8.7	1	4.3	38	7/47	92.5
T. Brown	2	0	0	0.0	0.00	0	0.0	1	50.0	0	0/0	0.0
Gros	1	0	0	0.0	0.00	0	0.0	0	0.0	0	0/0	39.6
Eagles	397	199	2746	50.1	6.92	19	4.8	18	4.5	87t	35/268	69.7
Opponents	406	202	2950	49.8	7.27	18	4.4	17	4.2	66t	47/379	71.2

Rushing	No.	Yds	Avg	Lg	TD
Gros	154	748	4.9	59t	2
Matson	96	404	4.2	63	4
T. Brown	90	356	4.0	36	5
Woodeshick	37	180	4.9	13	2
Concannon	16	134	8.4	29	1
Snead	16	59	3.7	19	2
Lang	12	37	3.1	20	0
Hill	8	27	3.4	14	0
Goodwin	1	-23	-23.0	-23	0

Eagles	430	1922	4.5	63	16
Opponents	445	1746	3.9	75	15

Receiving	No.	Yds	Avg	Lg	TD
Retzlaff	51	855	16.8	44	8
Poage	37	479	12.9	42t	1
Gros	29	234	8.1	29	0
Goodwin	23	335	14.6	44t	3
Matson	17	242	14.2	32	1
T. Brown	15	244	16.3	87t	5
Mack	8	169	21.1	53t	1
Lang	6	69	11.5	23	0
Gill	4	58	14.5	29	0
Smith	4	35	8.8	12	0
Woodeshick	4	12	3.0	8	0
Crabb	1	14	14.0	14	0

Eagles	199	2746	13.8	87t	19
Opponents	202	2950	14.6	66t	18

INTs	No.	Yds	Avg	Lg	TD
Ramsey	5	31	6.2	17	0
Cross	3	109	36.3	94t	1
Lloyd	3	68	22.7	27	0
Scarpati	3	41	13.7	24t	1
Burroughs	2	5	2.5	3	0
Glass	1	18	18.0	18	0

Eagles	17	272	16.0	94t	2
Opponents	18	273	15.2	64	3

Kickoff Returns	No.	Yds	Avg	Lg	TD
T. Brown	30	692	23.1	51	0
Lang	13	352	27.1	49	0
Gill	7	167	23.9	37	0
Matson	3	104	34.7	43	0
Gros	2	38	19.0	20	0
Morgan	2	0	0.0	0	0
Glass	1	12	12.0	12	0
Thompson	1	0	0.0	0	0

Eagles	59	1365	23.1	51	0
Opponents	55	1319	24.0	47	0

Score By Periods	Q1	Q2	Q3	Q4	OT	Pts
Eagles	61	79	64	108	0	312
Opponents	83	72	89	69	0	313

Scoring	TD	Ru	Pa	Rt	PAT	FG	2Pt	Pts
Baker	0	0	0	0	36/37	16/26	0	84
T. Brown	10	5	5	0			0	60
Retzlaff	8	0	8	0			0	48
Matson	5	4	1	0			0	30
Goodwin	3	0	3	0			0	18
Gros	2	2	0	0			0	12
Snead	2	2	0	0			0	12
Woodeshick	2	2	0	0			0	12
Concannon	1	1	0	0			0	6
Cross	1	0	0	1			0	6
Mack	1	0	1	0			0	6
Morgan	1	0	0	1			0	6
Poage	1	0	1	0			0	6
Scarpati	1	0	0	1			0	6
Eagles	38	16	19	3	36/37	16/26	0	312
Opp.	40	15	18	7	40/40	11/26	0	313

Punting	No	Yds	Avg	Net	TB	Lg	B
Baker	49	2073	42.3	na	na	61	1
Hill	24	968	40.3	na	na	56	0
Eagles	73	3041	41.7	na	na	61	1
Opponents	80	3237	40.5	na	na	63	0

Punt Returns	Ret	FC	Yds	Avg	Lg	TD
T. Brown	10	6	96	9.6	53	0
Gill	6	5	61	10.2	29	0
Lang	6	7	26	4.3	8	0
Matson	2	0	10	5.0	9	0
Glass	1	1	0	0.0	0	0
Hultz	1	0	2	2.0	2	0
Mack	1	0	0	0.0	0	0
Scarpati	1	1	6	6.0	6	0
Eagles	28	20	201	7.2	53	0
Opponents	35	18	333	9.5	68	0

Field Goals	1-19	20-29	30-39	40-49	50+
Baker	5/5	2/5	1/1	8/14	0/1
Eagles	5/5	2/5	1/1	8/14	0/1
Opponents	3/6	3/4	4/6	1/9	0/1

Baker: [24B,47N,30G] [26B,47G,57N] [12G,42G] [21N] () [45G,10G,46G] [14G,47G] [26G] [47B,40G] [43G] [21G, 9G] [42N,14G,49N,48N] [42N,48G] ()
Opponents: [39N] () () [42N] [11N] [42G,43N] [13G] [34B,46N] [12G,27G] [47N,16N,48N] [29G,18B,42N, 48B,42N] [29N,37G] () [35G,37G,27G,32G,53N,19G]

Sacks: Eagles 47.0, Opponents 35.0

Pro Bowl Selections: K Sam Baker, LB Maxie Baughan, DB Irv Cross, T Floyd Peters, E Pete Retzlaff, C Jim Ringo

<u>Passing</u>	<u>Att</u>	<u>Cmp</u>	<u>Yds</u>	<u>Cmp%</u>	<u>Yds/Att</u>	<u>TD</u>	<u>TD%</u>	<u>Int</u>	<u>Int%</u>	<u>Lg</u>	<u>Sk/Lost</u>	<u>Rat</u>
Snead	288	150	2346	52.1	8.15	15	5.2	13	4.5	78	26/191	78.0
K. Hill	113	60	857	53.1	7.58	5	4.4	10	8.8	50	4/21	55.8
Concannon	29	12	176	41.4	6.07	1	3.4	3	10.3	34	3/42	33.8
Gros	2	1	63	50.0	31.50	1	50.0	0	0.0	63t	0/0	135.4
T. Brown	1	0	0	0.0	0.00	0	0.0	0	0.0	0	0/0	39.6
Poage	1	0	0	0.0	0.00	0	0.0	0	0.0	0	0/0	39.6
Eagles	434	223	3442	51.4	7.93	22	5.1	26	6.0	78	33/254	69.9
Opponents	393	215	3123	54.7	7.95	28	7.1	25	6.4	89t	37/287	78.0

<u>Punting</u>	<u>No</u>	<u>Yds</u>	<u>Avg</u>	<u>Net</u>	<u>TB</u>	<u>Lg</u>	<u>B</u>
Baker	37	1551	41.9	na	na	60	0
K.Hill	19	813	42.8	na	na	55	0
Eagles	56	2364	42.2	na	na	60	0
Opponents	54	2257	41.8	na	na	72	0

[illegible]

Pro Bowl Selections: LB Maxie Baughan, T Bob Brown, HB Tim Brown, DB Irv Cross, E Pete Retzlaff, C Jim Ringo, QB Norman Snead

1966 Eagles Statistics



Record: 9-5, T-2nd in Eastern
Head Coach: Joe Kuharich

S-11	L	13-16	at St. Louis	39,066
S-18	W	23-10	Atlanta	54,049
S-25	W	35-17	NY Giants	60,177
O-02	L	10-41	St. Louis	59,305
O-09	L	7-56	at Dallas	69,372
O-16	W	31-14	at Pittsburgh	28,233
O-23	W	31-3	at NY Giants	63,018
O-30	L	13-27	Washington	60,652
N-06	W	24-23	Dallas	60,658
N-13	L	7-27	at Cleveland	77,968
N-20	W	35-34	at San Francisco	31,993
D-04	W	27-23	Pittsburgh	54,275
D-11	W	33-21	Cleveland	58,074
D-18	W	37-28	at Washington	50,405
PLAYOFF BOWL (at Miami)				
J-08	L	14-20	Baltimore	58,088

TEAM STATS	EAGLES	OPP
Total First Downs	231	249
Rushing	112	90
Passing	104	139
Penalty	15	20
3rd Down: Made/Att	na	na
3rd Down Pct.	na	na
4th Down: Made/Att	na	na
4th Down Pct.	na	na
Possession Avg.	na	na
Total Net Yards	3759	4370
Avg. Per Game	268.5	312.1
Total Plays	891	870
Avg. Per Play	4.2	5.0
Net Yards Rushing	1859	1693
Avg. Per Game	132.8	120.9
Total Rushes	478	390
Net Yards Passing	1900	2677
Avg. Per Game	135.7	191.2
Sacked/Yards Lost	35/259	34/287
Gross Yards	2159	2964
Att./Completions	378/179	446/226
Completion Pct.	47.4	50.7
Had Intercepted	22	20
Punts/Average	65/39.8	60/39.9
Net Punting Avg.	na/na	na/na
Penalties/Yards	63/666	63/703
Fumbles/Ball Lost	32/17	30/15
Touchdowns	39	40
Rushing	19	13
Passing	14	23
Returns	6	4

Passing	Att	Cmp	Yds	Cmp%	Yds/Att	TD	TD%	Int	Int%	Lg	Sk/Lost	Rat
Snead	226	103	1275	45.6	5.64	8	3.5	11	4.9	48	25/190	55.1
K.Hill	97	53	571	54.6	5.89	5	5.2	7	7.2	30	6/42	59.3
Concannon	51	21	262	41.2	5.14	1	2.0	4	7.8	44t	3/22	31.7
Lang	3	2	51	66.7	17.00	0	0.0	0	0.0	36	0/0	109.7
Gros	1	0	0	0.0	0.00	0	0.0	0	0.0	0	1/5	39.6
Eagles	378	179	2159	47.4	5.71	14	3.7	22	5.8	48	35/259	53.4
Opponents	446	226	2964	50.7	6.65	23	5.2	20	4.5	58	34/287	70.5

Rushing	No.	Yds	Avg	Lg	TD
T.Brown	161	548	3.4	24	3
Gros	102	396	3.9	26	7
Woodeshick	85	330	3.9	21	4
Lang	52	239	4.6	39	1
Concannon	25	195	7.8	29	2
Matson	29	101	3.5	28	1
Snead	15	32	2.1	17	1
Baker	1	15	15.0	15	0
F.Hill	1	5	5.0	5	0
K.Hill	7	-2	-3	2	0
Eagles	478	1859	3.9	39	19
Opponents	390	1693	4.3	68	13

Receiving	No.	Yds	Avg	Lg	TD
Retzlaff	40	653	16.3	40	6
T.Brown	33	371	11.2	39	3
F.Hill	29	304	10.5	36	0
Gros	18	214	11.9	48	2
Goodwin	16	212	13.3	30	1
Hawkins	14	143	10.2	23	0
Lang	12	107	8.9	24	0
Woodeshick	10	118	11.8	44t	1
Matson	6	30	5.0	11	1
Concannon	1	7	7.0	7	0
Eagles	179	2159	12.1	48	14
Opponents	226	2964	13.1	58	23

INTs	No.	Yds	Avg	Lg	TD
Scarpati	8	182	22.8	32	0
Nettles	3	57	19.0	34t	1
Lloyd	3	46	15.3	24	0
Martin	1	47	47.0	47	0
Wells	1	8	8.0	8	0
Morgan	1	5	5.0	5	0
Nelson	1	0	0.0	0	0
Ramsey	1	0	0.0	0	0
Whittingham	1	0	0.0	0	0
Eagles	20	345	17.3	47	1
Opponents	22	380	17.3	91t	3

Punt Returns	Ret	FC	Yds	Avg	Lg	TD
Martin	11	6	118	10.7	67t	1
Hawkins	9	2	47	5.2	38	0
W. Brown	5	4	-1	-2	2	0
Concannon	2	1	3	1.5	3	0
Scarpati	2	0	-8	-4.0	-3	0
T.Brown	1	0	0	0.0	0	0
Nelson	1	0	3	3.0	3	0
Eagles	31	13	162	5.2	67t	1
Opponents	31	15	300	9.7	86t	1

Score By Periods	Q1	Q2	Q3	Q4	OT	Pts
Eagles	39	137	45	105	0	326
Opponents	68	91	85	96	0	340

Scoring	TD	Ru	Pa	Rt	PAT	FG	2Pt	Pts
Baker	0	0	0	0	38/39	18/25	0	92
Gros	9	7	2	0			0	54
T.Brown	8	3	3	2			0	48
Retzlaff	6	0	6	0			0	36
Woodeshick	5	4	1	0			0	30
Concannon	2	2	0	0			0	12
Matson	2	1	1	0			0	12
Goodwin	1	0	1	0			0	6
Lang	1	1	0	0			0	6
Martin	1	0	0	1			0	6
Nelson	1	0	0	1			0	6
Nettles	1	0	0	1			0	6
Snead	1	1	0	0			0	6
Wells	1	0	0	1			0	6
Eagles	39	19	14	6	38/39	18/25	0	326
Opp.	40	13	23	4	40/40	20/30	0	340

Kickoff Returns	No.	Yds	Avg	Lg	TD
Matson	26	544	20.9	31	0
T.Brown	20	562	28.1	93t	2
W. Brown	4	58	14.5	17	0
Martin	4	132	33.0	58	0
Medved	2	10	5.0	10	0
Nelson	2	34	17.0	18	0
Whittingham	2	33	16.5	19	0
Beisler	1	17	17.0	17	0
Hawkins	1	0	0.0	0	0
Jackson	1	16	16.0	16	0
Lince	1	13	13.0	13	0
Eagles	64	1419	22.2	93t	2
Opponents	65	1330	20.5	56	0

Punting	No	Yds	Avg	Net	TB	Lg	B
Baker	42	1726	41.1	na	na	63	0
K.Hill	23	862	37.5	na	na	51	0
Eagles	65	2588	39.8	na	na	63	0
Opponents	60	2394	39.9	na	na	54	0


Field Goals	1-19	20-29	30-39	40-49	50+
Baker	4/4	2/2	8/8	3/7	1/4
Eagles	4/4	2/2	8/8	3/7	1/4
Opponents	5/6	7/8	5/9	3/7	0/0

Baker: (46N,23G,33G) (13G,41G,12G) () (52N,44N, 32G) () (51G) (15G) (15G,37G) (31G,49N) (52N) (49N, 58N) (35G,22G) (37G,38G,42G,30G) (47G)
Opponents: (9G,47G,27G) (12N,22G) (32N,18G) (44G,34G) (45N) (37N) (29G) (17G,28G) (21G,14G,28N, 42G) (22G,29G) (30G,15G,43N,42N) (31N,37G,32G, 35G) (47N,33N) ()

Sacks: Eagles 34.0, Opponents 35.0

Pro Bowl Selections: T Bob Brown, T Floyd Peters

1967 Eagles Statistics



Record: 6-7-1, 2nd in Capitol
Head Coach: Joe Kuharich

S-17	W	35-24	Washington	60,709
S-24	L	6-38	Baltimore	60,755
O-01	W	34-24	Pittsburgh	60,335
O-08	W	38-7	at Atlanta	53,868
O-15	L	27-28	San Francisco	60,825
O-22	L	14-48	at St. Louis	46,562
O-29	W	21-14	Dallas	60,740
N-05	L	24-31	at New Orleans	59,596
N-12	L	17-33	at LA Rams	57,628
N-19	W	48-21	New Orleans	60,751
N-26	L	7-44	at NY Giants	63,027
D-03	T	35-35	at Washington	50,451
D-10	L	17-38	at Dallas	55,834
D-17	W	28-24	Cleveland	60,658

TEAM STATS

	EAGLES	OPP
Total First Downs	239	286
Rushing	69	105
Passing	146	161
Penalty	24	20
3rd Down: Made/Att	na	na
3rd Down Pct.	na	na
4th Down: Made/Att	na	na
4th Down Pct.	na	na
Possession Avg.	na	na
Total Net Yards	4344	4972
Avg. Per Game	310.3	355.1
Total Plays	822	937
Avg. Per Play	5.3	5.3
Net Yards Rushing	1250	1741
Avg. Per Game	89.3	124.4
Total Rushes	328	434
Net Yards Passing	3094	3231
Avg. Per Game	221.0	230.8
Sacked/Yards Lost	49/369	23/151
Gross Yards	3463	3382
Att./Completions	445/244	480/255
Completion Pct.	54.8	53.1
Had Intercepted	24	21
Punts/Average	61/38.3	50/38.8
Net Punting Avg.	na/na	na/na
Penalties/Yards	77/830	67/715
Fumbles/Ball Lost	22/16	28/14
Touchdowns	45	52
Rushing	12	16
Passing	30	29
Returns	3	7

Passing	Att	Cmp	Yds	Cmp%	Yds/Att	TD	TD%	Int	Int%	Lg	Sk/Lost	Rat
Snead	434	240	3399	55.3	7.83	29	6.7	24	5.5	87t	48/351	80.0
K.Hill	7	2	33	28.6	4.71	1	14.3	0	0.0	18	0/0	86.3
Dial	3	1	5	33.3	1.67	0	0.0	0	0.0	5	1/18	42.4
Lang	1	1	26	100.0	26.00	0	0.0	0	0.0	26	0/0	118.8
Eagles	445	244	3463	54.8	7.78	30	6.7	24	5.4	87t	49/369	80.2
Opponents	480	255	3382	53.1	7.05	29	6.0	21	4.4	96	23/151	77.6

Rushing	No.	Yds	Avg	Lg	TD
Woodeshick	155	670	4.3	41	6
Lang	101	336	3.3	21	2
T.Brown	53	179	3.4	13t	1
Snead	9	30	3.3	21	2
Ballman	1	17	17.0	17t	1
Jones	8	17	2.1	6	0
Goodwin	1	1	1.0	1	0

Eagles	328	1250	3.8	41	12
Opponents	434	1741	4.0	45	16

Receiving	No.	Yds	Avg	Lg	TD
Hawkins	59	1265	21.4	87t	10
Ballman	36	524	14.6	67t	6
Woodeshick	34	391	11.5	43t	4
Ditka	26	274	10.5	25	2
Lang	26	201	7.7	19	3
T.Brown	22	202	9.2	41	1
Kelly	21	345	16.4	59	4
F.Hill	9	144	16.0	57	0
Goodwin	6	65	10.8	23	0
Jones	3	32	10.7	23	0
Wilson	2	20	10.0	12	0

Eagles	244	3463	14.2	87t	30
Opponents	255	3382	13.3	96	29

INTs	No.	Yds	Avg	Lg	TD
Scarpatti	4	99	24.8	67t	1
Nettles	4	52	13.0	34	0
F.Brown	2	29	14.5	17	0
Medved	2	23	11.5	23	0
Martin	2	8	4.0	8	0
Kelley	1	18	18.0	18	0
Wells	1	17	17.0	17	0
Hultz	1	16	16.0	16t	1
Shann	1	8	8.0	8	0
Peters	1	3	3.0	3	0
Lloyd	1	1	1.0	1	0
Morgan	1	0	0.0	0	0

Eagles	21	274	13.0	67t	2
Opponents	24	429	17.9	69t	3

Punt Returns	Ret	FC	Yds	Avg	Lg	TD
Martin	20	4	128	6.4	30	0
Hughes	3	0	11	3.7	11	0
Shann	3	2	17	5.7	8	0
Lince	1	0	0	0.0	0	0
Reed	1	0	0	0.0	0	0
Scarpatti	1	2	2	2.0	2	0
Medved	0	1	0	0.0	0	0
Eagles	29	9	158	5.4	30	0
Opponents	33	14	130	3.9	26	0

Score By Periods	Q1	Q2	Q3	Q4	OT	Pts
Eagles	82	120	66	83	0	351
Opponents	71	141	96	101	0	409

Scoring	TD	Ru	Pa	Rt	PAT	FG	2Pt	Pts
Baker	0	0	0	0	45/45	12/19	0	81
Hawkins	10	0	10	0			0	60
Woodeshick	10	6	4	0			0	60
Ballman	7	1	6	0			0	42
Lang	5	2	3	0			0	30
Kelly	4	0	4	0			0	24
T.Brown	2	1	1	0			0	12
Ditka	2	0	2	0			0	12
Snead	2	2	0	0			0	12
Hultz	1	0	0	1			0	6
Nettles	1	0	0	1			0	6
Scarpatti	1	0	0	1			0	6

Eagles	45	12	30	3	45/45	12/19	0	351
Opp.	52	16	29	7	52/52	15/32	0	409

Kickoff Returns	No.	Yds	Avg	Lg	TD
T.Brown	13	301	23.2	41	0
Hawkins	10	250	25.0	46	0
Hughes	7	126	18.0	23	0
Wilson	7	150	21.4	33	0
Shann	6	133	22.2	42	0
Reed	5	111	22.2	31	0
Lince	3	46	15.3	22	0
Ballman	2	43	21.5	27	0
Jones	2	32	16.0	17	0
Beisler	1	0	0.0	0	0
F.Brown	1	17	17.0	17	0
Gray	1	30	30.0	30	0
Kelley	1	0	0.0	0	0
Medved	1	7	7.0	7	0
Ramsey	1	0	0.0	0	0
Vasys	1	0	0.0	0	0

Eagles	62	1246	20.1	46	0
Opponents	59	1466	24.8	96t	2

Punting	No	Yds	Avg	Net	TB	Lg	B
Baker	61	2335	38.3	na	na	53	1
Eagles	61	2335	38.3	na	na	53	1
Opponents	50	1941	38.8	na	na	53	1

Field Goals	1-19	20-29	30-39	40-49	50+
Baker	2/2	2/3	7/9	1/4	0/1
Eagles	2/2	2/3	7/9	1/4	0/1
Opponents	4/8	4/7	4/9	2/6	1/2

Baker: () (9G,35G) (36G,35G) (46N,45N,34G) (54N, 32G,33G) () (37B) (41G) (37B, 9G) (21G,37G) () (45N) (25G) (27B)

Opponents: (15N,37N,19B,25B,30G) (37N,52G) (52N, 43N,24G) (36N) (45N) (32G,47G) (9B) (33N,12G) (21G, 12G,27G,31G) (20N) (17G,15G,40G) (47N,29N,36N) (19N,22G) (41N,32G)

Sacks: Eagles 23.0, Opponents 49.0

Pro Bowl Selections: T Floyd Peters, C Jim Ringo

1968 Eagles Statistics



Record: 2-12, 4th in Capitol Head Coach: Joe Kuharich

S-15	L	13-30	at Green Bay	50,861
S-22	L	25-34	NY Giants	60,858
S-29	L	13-45	Dallas	60,858
O-06	L	14-17	at Washington	50,816
O-13	L	14-34	at Dallas	72,083
O-20	L	16-29	Chicago	60,858
O-27	L	3-6	at Pittsburgh	26,908
N-03	L	17-45	St. Louis	59,208
N-10	L	10-16	Washington	59,133
N-17	L	6-7	at NY Giants	62,896
N-24	L	13-47	at Cleveland	62,338
N-28	W	12-0	at Detroit	47,909
D-08	W	29-17	New Orleans	57,128
D-15	L	17-24	Minnesota	54,530

TEAM STATS

	EAGLES	OPP
Total First Downs	197	256
Rushing	78	128
Passing	100	111
Penalty	19	17
3rd Down: Made/Att	na	na
3rd Down Pct.	na	na
4th Down: Made/Att	na	na
4th Down Pct.	na	na
Possession Avg.	na	na
Total Net Yards	3561	4514
Avg. Per Game	254.4	322.4
Total Plays	775	863
Avg. Per Play	4.6	5.2
Net Yards Rushing	1411	2141
Avg. Per Game	100.8	152.9
Total Rushes	369	515
Net Yards Passing	2150	2373
Avg. Per Game	153.6	169.5
Sacked/Yards Lost	26/207	21/184
Gross Yards	2357	2557
Att./Completions	380/194	327/182
Completion Pct.	51.1	55.7
Had Intercepted	29	13
Punts/Average	60/41.3	55/38.9
Net Punting Avg.	na/na	na/na
Penalties/Yards	63/666	75/828
Fumbles/Ball Lost	19/13	18/7
Touchdowns	21	40
Rushing	3	18
Passing	16	20
Returns	2	2

Passing	Att	Cmp	Yds	Cmp%	Yds/Att	TD	TD%	Int	Int%	Lg	Sk/Lost	Rat
Snead	291	152	1655	52.2	5.69	11	3.8	21	7.2	55t	20/154	51.8
K.Hill TM	71	33	531	46.5	7.48	3	4.2	6	8.5	92t	4/36	50.9
Huarte	15	7	110	46.7	7.33	1	6.7	2	13.3	48	2/17	54.2
Scarpatti	2	1	3	50.0	1.50	0	0.0	0	0.0	3	0/0	56.3
Baker	1	1	58	100.0	58.00	1	100.0	0	0.0	58t	0/0	158.3
Eagles	380	194	2357	51.1	6.20	16	4.2	29	7.6	92t	26/207	52.7
Opponents	327	182	2557	55.7	7.82	20	6.1	13	4.0	87	21/184	84.9

Rushing	No.	Yds	Avg	Lg	TD
Woodeshick	217	947	4.4	54t	3
Lang	69	235	3.4	17	0
Pinder	40	117	2.9	21	0
Ballman	1	30	30.0	30	0
Snead	9	27	3.0	9	0
Jones	22	24	1.1	10	0
Conjar	8	21	2.6	6	0
Huarte	2	9	4.5	11	0
K.Hill TM	1	1	1.0	1	0

Eagles	369	1411	3.8	54t	3
Opponents	515	2141	4.2	42	18

Receiving	No.	Yds	Avg	Lg	TD
Hawkins	42	707	16.8	92t	5
Woodeshick	36	328	9.1	55	0
F.Hill	30	370	12.3	31t	3
Ballman	30	341	11.4	55t	4
Lang	17	147	8.6	25	1
Pinder	16	166	10.4	48	0
Ditka	13	111	8.5	18	2
Jones	5	87	17.4	48	0
Hughes	3	39	13.0	18	0
Mallory	1	58	58.0	58t	1
Baker	1	3	3.0	3	0

Eagles	194	2357	12.1	92t	16
Opponents	182	2557	14.0	87	20

INTs	No.	Yds	Avg	Lg	TD
Nelson	3	7	2.3	7	0
Scarpatti	2	22	11.0	17	0
Ramsey	2	0	0.0	0	0
Wells	2	0	0.0	0	0
Beisler	1	12	12.0	12	0
Haymond	1	10	10.0	10	0
Medved	1	0	0.0	0	0
Peters	1	0	0.0	0	0

Eagles	13	51	3.9	17	0
Opponents	29	408	14.1	96t	2

Punting	No	Yds	Avg	Net	TB	Lg	B
Baker	55	2248	40.9	na	na	57	0
Duncan	5	228	45.6	na	na	55	0

Eagles	60	2476	41.3	na	na	57	0
Opponents	55	2141	38.9	na	na	60	0

Punt Returns	Ret	FC	Yds	Avg	Lg	TD
Haymond	15	6	201	13.4	54t	1
Scarpatti	5	1	17	3.4	7	0
Mallory	4	3	46	11.5	28	0
Hawkins	0	1	0	0.0	0	0
Eagles	24	11	264	11.0	54t	1
Opponents	33	11	270	8.2	43	0

Score By Periods	Q1	Q2	Q3	Q4	OT	Pts
Eagles	27	71	32	72	0	202
Opponents	62	98	92	99	0	351

Scoring	TD	Ru	Pa	Rt	PAT	FG	2Pt	Pts
Baker	0	0	0	0	17/21	19/30	0	74
Hawkins	5	0	5	0			0	30
Ballman	4	0	4	0			0	24
F.Hill	3	0	3	0			0	18
Woodeshick	3	3	0	0			0	18
Ditka	2	0	2	0			0	12
Haymond	2	0	0	2			0	12
Lang	1	0	1	0			0	6
Mallory	1	0	1	0			0	6
Conjar	0	0	0	0			1	2

Eagles	21	3	16	2	17/21	19/30	1	202
Opp.	40	18	20	2	39/39	24/35	0	351

Kickoff Returns	No.	Yds	Avg	Lg	TD
Haymond	28	677	24.2	98t	1
Hawkins	12	254	21.2	46	0
Nelson	11	308	28.0	69	0
Mallory	6	94	15.7	23	0
Rossovich	2	20	10.0	11	0
Graham	1	8	8.0	8	0
Jones	1	18	18.0	18	0

Eagles	61	1379	22.6	98t	1
Opponents	45	1030	22.9	75	0

Field Goals	1-19	20-29	30-39	40-49	50+
Baker	7/8	4/5	7/12	1/5	0/0
Eagles	7/8	4/5	7/12	1/5	0/0
Opponents	8/8	10/11	5/7	1/7	0/2

Baker: (27G,17G) () (23G,13G) (45N) (47N) (30G,37G, 44G) (47N,44N,38N,38G) (39N,12G) (32N,20N,37G) (33N,19G,19G) (34N,18G,25G) (36G,18G,32G,35G) (18N) (25G)

Opponents: (17G,22G,35G) (20G,30G) (26G) (24G) (35N,26G,21G) (39G,31G,28G,15G,14G) (22N,40B, 34G,15G) (51N,47G) (47N,15G,25G, 9G) (47N,47N) (34N,28G,26G) () (49N,10G) (48N,51N,17G)


Sacks: Eagles 21.0, Opponents 26.0

Pro Bowl Selections: K Sam Baker, T Bob Brown, RB Tom Woodeshick

USUAL STARTERS

WR Gary Ballman	LE Tim Rossovich
LT Lane Howell	LT Floyd Peters (5)
LG Dick Hart	Frank Molden (5)
C Gene Ceppetelli	RT Gary Pettigrew
RG Mark Nordquist	RE Mel Tom
RT Bob Brown	LLB Ron Medved (5)
TE Fred Hill (8)	MLB Dave Lloyd
Mike Ditka (5)	RLB Harold Wells
WR Ben Hawkins	LCB Al Nelson
QB Norm Snead	RCB Alvin Haymond
RB Tom Woodeshick	LS Nate Ramsey
FB Israel Lang (6)	RS Joe Scarpatti
Cyril Pinder (5)	

1969 Eagles Statistics



Record: 4-9-1, 4th in Capitol Head Coach: Jerry Williams

S-21	L	20-27	Cleveland	60,658
S-28	W	41-27	Pittsburgh	60,658
O-05	L	7-38	Dallas	60,658
O-13	L	20-24	at Baltimore	56,864
O-19	L	14-49	at Dallas	71,509
O-26	W	13-10	New Orleans	60,658
N-02	W	23-20	at NY Giants	62,912
N-09	T	28-28	at Washington	50,502
N-16	L	17-23	LA Rams	60,658
N-23	W	34-30	at St. Louis	45,512
N-30	L	17-26	at New Orleans	72,805
D-07	L	29-34	Washington	60,658
D-14	L	3-27	Atlanta	60,658
D-21	L	13-14	at San Francisco	25,391

TEAM STATS

	EAGLES	OPP
Total First Downs	231	268
Rushing	83	111
Passing	132	136
Penalty	16	21
3rd Down: Made/Att	na	na
3rd Down Pct.	na	na
4th Down: Made/Att	na	na
4th Down Pct.	na	na
Possession Avg.	na	na
Total Net Yards	4345	4978
Avg. Per Game	310.4	355.6
Total Plays	882	936
Avg. Per Play	4.9	5.3
Net Yards Rushing	1563	1909
Avg. Per Game	111.6	136.4
Total Rushes	395	467
Net Yards Passing	2782	3069
Avg. Per Game	198.7	219.2
Sacked/Yards Lost	29/240	25/181
Gross Yards	3022	3250
Att./Completions	458/216	444/243
Completion Pct.	47.2	54.7
Had Intercepted	28	15
Punts/Average	74/39.8	69/40.9
Net Punting Avg.	na/na	na/na
Penalties/Yards	80/843	79/950
Fumbles/Ball Lost	18/11	31/14
Touchdowns	33	44
Rushing	10	15
Passing	20	23
Returns	3	6

Score By Periods

	Q1	Q2	Q3	Q4	OT	Pts
Eagles	43	90	61	85	0	279
Opponents	87	77	114	99	0	377

Passing

	Att	Cmp	Yds	Cmp%	Yds/Att	TD	TD%	Int	Int%	Lg	Sk/Lost	Rate
Snead	379	190	2768	50.1	7.30	19	5.0	23	6.1	80t	21/170	65.7
Mira	76	25	240	32.9	3.16	1	1.3	5	6.6	35	8/70	19.6
Keyes 1-2, 14 yards, Bradley 0-1												
Eagles	458	216	3022	47.2	6.60	20	4.4	28	6.1	80t	29/240	58.0
Opponents	444	243	3250	54.7	7.32	23	5.2	15	3.4	71t	25/181	81.4

Rushing

	No.	Yds	Avg	Lg	TD
Woodeshick	186	831	4.5	21	4
Keyes	121	361	3.0	28	3
Pinder	60	309	5.2	50	1
Blye	8	25	3.1	11	0
Mira	3	16	5.3	6	0
Jackson	2	10	5.0	6	0
Wilson	4	7	1.8	4	0
Bradley	1	5	5.0	5	0
Snead	8	2	0.3	5t	2
Jones	1	0	0.0	0	0
Hawkins	1	-3	-3.0	-3	0

Eagles

Opponents	395	1563	4.0	50	10
	467	1909	4.1	53t	15

Receiving

	No.	Yds	Avg	Lg	TD
Jackson	65	1116	17.2	65t	9
Hawkins	43	761	17.7	58	8
Ballman	31	492	15.9	80t	2
Keyes	29	276	9.5	35	0
Woodeshick	22	177	8.0	15	0
Pinder	12	77	6.4	20	0
Hill	6	64	10.7	23	1
Hughes	3	29	9.7	15	0
Blye	2	-6	-3.0	1	0

Fred Brown 1-20, Lawrence 1-10, Wilson 1-6

Eagles	216	3022	14.0	80t	20
Opponents	243	3250	13.4	71t	23

INTs

	No.	Yds	Avg	Lg	TD
Scarpatti	4	54	13.5	34t	1
Nelson	3	10	3.3	10	0
Ramsey	2	26	13.0	26t	1
Lloyd	2	22	11.0	14	0
Bradley	1	56	56.0	56t	1
Colman TM	1	11	11.0	11	0
Cross	1	0	0.0	0	0
Young	1	0	0.0	0	0

Eagles	15	179	11.9	56t	3
Opponents	28	343	12.3	38	3

Punting

	No	Yds	Avg	Net	TB	Lg	B
Bradley	74	2942	39.8	na	na	60	0
Eagles	74	2942	39.8	na	na	60	0
Opponents	69	2819	40.9	na	na	55	2

Punt Returns

	Ret	FC	Yds	Avg	Lg	TD
Bradley	28	5	181	6.5	37	0
Scarpatti	4	1	6	1.5	2	0
Lawrence	2	2	26	13.0	18	0
Hawkins	1	2	6	6.0	6	0
Hughes	1	0	0	0.0	0	0

Eagles	36	10	219	6.1	37	0
Opponents	21	24	93	4.4	30	0

Scoring

	TD	Ru	Pa	Rt	PAT	FG	2Pt	Pts
Baker	0	0	0	0	31/31	16/30	0	79
Jackson	9	0	9	0			0	54
Hawkins	8	0	8	0			0	48
Woodeshick	4	4	0	0			0	24
Keyes	3	3	0	0			0	18
Ballman	2	0	2	0			0	12
Snead	2	2	0	0			0	12
Bradley	1	0	0	1			0	6
Hill	1	0	1	0			0	6
Pinder	1	1	0	0			0	6
Ramsey	1	0	0	1			0	6
Scarpatti	1	0	0	1			0	6
Tom	0	0	0	0			1	2

Eagles	33	10	20	3	31/31	16/30	1	279
Opp.	44	15	23	6	44/44	23/37	0	377

Kickoff Returns

	No.	Yds	Avg	Lg	TD
Bradley	21	467	22.2	42	0
Blye	19	370	19.5	35	0
Keyes	9	200	22.2	34	0
Lawrence	5	97	19.4	24	0
Pinder	4	56	14.0	19	0
Nelson	3	63	21.0	27	0
Graham	2	5	2.5	5	0

Eagles	63	1258	20.0	42	0
Opponents	51	1043	20.5	54	0

Field Goals

	1-19	20-29	30-39	40-49	50+
Baker	4/6	2/3	4/6	6/13	0/2
Eagles	4/6	2/3	4/6	6/13	0/2
Opponents	7/9	6/7	5/9	5/9	0/3

Baker: (19N,45N) (44N,35G,41G) (42B) (24G,18G) (52N) (34N,47N,45N,12G,40G) (45G,32G,38G) (28N) (44G) (50N,15G,40G) (30G) (39N,19G,47G) (20G) (19N,46N,47N)

Opponents: (22G,37G) (36G,15G) (47N,14G) (37N,32B,20G) (53N,17N) (18N,22G) (40G,33G) () (49N,42N,19G,39G,16G) (19G,46G,46G) (27N,56N,37N,27G,40G,26G,17G) (39N,12G,43G) (47N,28G,30G) (51N)

Sacks: Eagles 25.0, Opponents 29.0

Pro Bowl Selections: WR Harold Jackson, LB Dave Lloyd, LB Tim Rossovich

USUAL STARTERS

WR	Ben Hawkins	LE	Tim Rossovich
LT	Lane Howell	LT	Floyd Peters
LG	Dick Hart	RT	Ernie Calloway (7)
C	Mike Evans		Gary Pettigrew (6)
RG	Jim Scaggs (7)	RE	Mel Tom
	Don Chuy (6)	LLB	Tony Guillory (8)
RT	Joe Carollo		Adrian Young (5)
TE	Gary Ballman	MLB	Dave Lloyd
WR	Harold Jackson	RLB	Ron Porter
QB	Norm Snead	LCB	Al Nelson
RB	Tom Woodeshick	RCB	Irv Cross
FB	Leroy Keyes	LS	Nate Ramsey
		RS	Joe Scarpatti

1970 Eagles Statistics



Record: 3-10-1, 5th in NFC East
Head Coach: Jerry Williams

S-20	L	7-17	Dallas	59,728
S-27	L	16-20	at Chicago	53,643
O-04	L	21-33	Washington	60,658
O-11	L	23-30	at NY Giants	62,820
O-18	L	20-35	St. Louis	59,002
O-25	L	17-30	at Green Bay (Mil)	48,022
N-01	L	17-21	at Dallas	55,736
N-08	W	24-17	Miami	58,171
N-15	T	13-13	Atlanta	55,425
N-23	W	23-20	NY Giants	59,117
N-29	L	14-23	at St. Louis	46,581
D-06	L	10-29	at Baltimore	60,240
D-13	L	6-24	at Washington	50,415
D-20	W	30-20	Pittsburgh	55,252

TEAM STATS		EAGLES	OPP
Total First Downs		229	213
Rushing		81	102
Passing		126	95
Penalty		22	16
3rd Down: Made/Att		na	na
3rd Down Pct.		na	na
4th Down: Made/Att		na	na
4th Down Pct.		na	na
Possession Avg.		na	na
Total Net Yards		3990	3953
Avg. Per Game		285.0	282.4
Total Plays		883	1019
Avg. Per Play		4.5	4.9
Net Yards Rushing		1539	2064
Avg. Per Game		109.9	147.4
Total Rushes		450	457
Net Yards Passing		2451	1889
Avg. Per Game		175.1	134.9
Sacked/Yards Lost		23/200	34/287
Gross Yards		2651	2176
Att./Completions		410/218	313/161
Completion Pct.		53.2	51.4
Had Intercepted		23	10
Punts/Average		71/36.5	61/39.4
Net Punting Avg.		na	na
Penalties/Yards		73/779	90/991
Fumbles/Ball Lost		26/16	25/18
Touchdowns		29	36
Rushing		11	16
Passing		16	16
Returns		2	4

Passing	Att	Cmp	Yds	Cmp%	Yds/Att	TD	TD%	Int	Int%	Lg	Sk/Lost	Ret
Snead	335	181	2323	42.2	6.93	15	4.5	20	6.0	79t	21/181	66.1
Arrington	73	37	328	50.7	4.49	1	1.4	3	4.1	23	2/19	50.5
Ballman	1	0	0	0.0	0.00	0	0.0	0	0.0	0	0/0	39.6
Bougness	1	0	0	0.0	0.00	0	0.0	0	0.0	0	0/0	39.6
Eagles	410	218	2651	53.2	6.47	16	3.9	23	5.6	79t	23/200	63.0
Opponents	313	161	2176	51.4	6.95	16	5.1	10	3.2	na	34/287	77.6

Rushing	No.	Yds	Avg	Lg	TD
Pinder	166	657	3.9	40t	2
Bougness	159	401	2.5	20t	2
Woodeshick	52	254	4.9	57t	2
Watkins	32	96	3.0	11	1
H.Jones	13	44	3.4	16	0
Snead	18	35	1.9	16	3
Arrington	4	33	8.0	15	1
Bradley	1	14	14.0	14	0
Keyes	2	7	3.5	5	0
Hawkins	2	3	1.5	4	0
Jackson	1	-5	-5.0	-5	0

Eagles	450	1539	3.4	57t	11
Opponents	457	2064	4.5	na	16

Receiving	No.	Yds	Avg	Lg	TD
Bougness	50	401	8.0	34	2
Ballman	47	601	12.8	26	3
Jackson	41	613	14.9	79t	5
Hawkins	30	612	20.4	78t	4
Pinder	28	249	8.8	27	0
Zabel	8	119	14.8	25	1
Woodeshick	6	28	4.7	10	0
H.Jones	3	12	12.0	12	0
Hill	3	10	3.3	9	1
Watkins	3	6	2.0	5	0
Walik	1	0	0.0	0	0

Eagles	218	2651	12.2	79t	16
Opponents	161	2176	13.5	na	16

INTs	No.	Yds	Avg	Lg	TD
Nelson	2	45	22.5	45	0
Preece	2	19	9.5	19	0
Young	2	19	9.5	13	0
R.Jones	2	17	8.5	17	0
Hayes	1	2	2.0	2	0
Ramsey	1	0	0.0	0	0

Eagles	10	102	10.2	45	0
Opponents	23	na	na	na	na

Punting	No	Yds	Avg	Net	TB	Lg	B
Bradley	61	2244	36.8	na	na	57	0
Moseley	10	350	35.0	na	na	56	0

Eagles	71	2594	36.5	na	na	57	0
Opponents	61	2403	39.4	na	na	na	na

Punt Returns	Ret	FC	Yds	Avg	Lg	TD
Walik	20	8	78	3.9	16	0
Hawkins	10	2	16	1.6	8	0
Hayes	2	0	6	3.0	6	0
Eagles	32	10	100	3.1	16	0
Opponents	22	na	163	7.4	na	na

Score By Periods	Q1	Q2	Q3	Q4	OT	Pts
Eagles	45	75	55	66	0	241
Opponents	70	126	73	63	0	332

Scoring	TD	Ru	Pa	Rt	PAT	FG	2Pt	Pts
Moseley	0	0	0	0	25-28	14-25	0	67
Jackson	5	0	5	0			0	30
Bougness	4	2	2	0			0	24
Hawkins	4	0	4	0			0	24
Ballman	3	0	3	0			0	18
Snead	3	3	0	0			0	18
Pinder	2	2	0	0			0	12
Woodeshick	2	2	0	0			0	12
Arrington	1	1	0	0			0	6
Dirks	1	0	0	1			0	6
Hill	1	0	1	0			0	6
Preese	1	0	0	1			0	6
Watkins	1	1	0	0			0	6
Zabel	1	0	1	0			0	6

Eagles	29	11	16	2	25-28	14-25	0	241
Opp.	36	16	16	4	na	27-na	na	332

Kickoff Returns	No.	Yds	Avg	Lg	TD
Walik	32	805	25.2	82	0
Nelson	10	187	18.7	27	0
R.Jones	8	120	15.0	30	0
Hayes	6	107	17.8	23	0
Rossovich	1	22	22.0	22	0
Pettigrew	1	11	11.0	11	0
Hawkins	1	0	0.0	0	0

Eagles	59	1252	21.2	82	0
Opponents	50	1030	20.6	na	na

Sacks: Eagles 34.0, Opponents 23.0

Pro Bowl Selections: none

USUAL STARTERS			
WR	Ben Hawkins	LE	Ernie Calloway
LT	Wade Key	LT	Don Holtz
LG	Dick Hart	RT	Gary Pettigrew
C	Mike Evans	RE	Mel Tom
RG	Jim Scaggs	LLB	Adrian Young
RT	Joe Carollo	MLB	Tim Rossovich (8)
TE	Gary Ballman (8)		Dave Lloyd (5)
	Steve Zabel (6)	RLB	Ron Porter
WR	Harold Jackson	LCB	Ray Jones
QB	Norm Snead	RCB	Al Nelson
RB	Lee Bougness	S	Nate Ramsey (9)
RB	Cyril Pinder (7)	S	Steve Preece (8)
	Tom Woodeshick (6)		Ron Medved (6)

1971 Eagles Statistics



Record: 6-7-1, 3rd in NFC East
Head Coach: Jerry Williams (3)
and Ed Khayat

S-19	L	14-37	at Cincinnati	55,880
S-26	L	7-42	Dallas	65,358
O-03	L	3-31	San Francisco	65,358
O-10	L	0-13	Minnesota	65,358
O-17	L	10-34	at Oakland	54,615
O-24	W	23-7	NY Giants	65,358
O-31	W	17-16	Denver	65,358
N-07	T	7-7	at Washington	53,041
N-14	L	7-20	at Dallas	60,178
N-21	W	37-20	at St. Louis	48,658
N-28	L	13-20	Washington	65,358
D-05	W	23-20	at Detroit	54,418
D-12	W	19-7	St. Louis	65,358
D-19	W	41-28	at NY Giants	62,774

TEAM STATS

	EAGLES	OPP
Total First Downs	201	251
Rushing	65	104
Passing	119	129
Penalty	17	18
3rd Down: Made/Att	na	na
3rd Down Pct.	na	na
4th Down: Made/Att	na	na
4th Down Pct.	na	na
Possession Avg.	na	na
Total Net Yards	3571	4622
Avg. Per Game	255.1	330.1
Total Plays	823	889
Avg. Per Play	4.3	5.2
Net Yards Rushing	1248	1962
Avg. Per Game	89.1	140.1
Total Rushes	407	450
Net Yards Passing	2323	2660
Avg. Per Game	165.9	190.0
Sacked/Yards Lost	26/229	32/311
Gross Yards	2552	2971
Att./Completions	534/282	407/220
Completion Pct.	51.3	54.1
Had Intercepted	20	22
Punts/Average	75/41.9	57/40.4
Net Punting Avg.	na	na
Penalties/Yards	81/838	94/908
Fumbles/Ball Lost	21/15	34/25
Touchdowns	24	36
Rushing	6	16
Passing	13	16
Returns	5	4

Passing	Att	Cmp	Yds	Cmp%	Yds/Att	TD	TD%	Int	Int%	Lg	Sk/Lost	Rat
Liske	269	143	1957	53.2	7.28	11	4.1	15	5.6	69t	13/134	67.1
Arrington	118	55	576	46.6	4.88	2	1.7	5	4.2	65	13/95	49.3
Bull	1	1	15	100.0	15.00	0	0.0	0	0.0	15	0/0	118.8
Ward	1	1	4	100.0	4.00	0	0.0	0	0.0	4	0/0	83.3
A.Davis	1	0	0	0.0	0.00	0	0.0	0	0.0	0	0/0	39.6
Eagles	390	200	2552	51.3	6.54	13	3.3	20	5.1	69t	26/229	61.8
Opponents	407	220	2971	54.1	7.30	16	3.9	22	5.4	90t	32/311	68.1

Rushing	No.	Yds	Avg	Lg	TD
Bull	94	351	3.7	39	0
Bougness	97	262	2.7	26	2
Woodeshick	66	188	2.8	19	0
A.Davis	47	163	3.5	21	1
Watkins	35	98	2.8	11	1
Baker	17	49	2.9	13	0
Jackson	5	41	8.2	18	0
Bailey	23	41	1.8	7	1
Liske	13	29	1.9	9	1
Arrington	5	23	4.6	11	0
Hawkins	4	8	2.0	10	0
Zabel	1	-5	-5.0	-5	0
Eagles	407	1248	3.1	39	6
Opponents	450	1962	4.3	68t	16

Receiving	No.	Yds	Avg	Lg	TD
Jackson	47	716	15.2	69t	3
Hawkins	37	650	17.6	65	4
Bougness	24	170	7.1	27	1
Carmichael	20	288	14.4	50	0
Ballman	13	238	18.3	57	0
A.Davis	11	46	4.2	12	0
Bull	9	75	8.3	15	1
Hill	7	92	13.1	35	0
Bailey	7	55	7.9	24	0
Kramer	6	65	10.8	17	1
Watkins	6	40	6.7	10	0
Woodeshick	6	36	6.0	11	1
Baker	4	36	9.0	14	0
Zabel	2	4	2.0	3t	2
Whalen	1	41	41.0	41	0
Eagles	200	2552	12.8	69t	13
Opponents	220	2971	13.5	90t	16

INTs	No.	Yds	Avg	Lg	TD
Bradley	11	248	22.5	51	0
Keyes	6	31	5.2	17	0
Nelson	2	63	31.5	44	1
Rossovich	1	24	24.0	24	0
Hultz	1	4	4.0	4	0
Zabel	1	4	4.0	4	0
Eagles	22	374	17.0	51	1
Opponents	20	359	12.9	46	1

Punt Returns	Ret	FC	Yds	Avg	Lg	TD
Bradley	18	11	118	6.6	33	0
Walik	5	4	50	10.0	50	0
Hawkins	1	0	6	6.0	6	0
Eagles	24	15	174	7.2	50	0
Opponents	40	11	372	9.3	36	0

Score By Periods	Q1	Q2	Q3	Q4	OT	Pts
Eagles	51	66	42	62	0	221
Opponents	16	113	77	96	0	302

Scoring	TD	Ru	Pa	Rt	PAT	FG	2Pt	Pts
Dempsey	0	0	0	0	13-14	12-17	0	49
Hawkins	5	0	4	1			0	30
Feller	0	0	0	0	10-10	6-20	0	28
Bougness	3	2	1	0			0	18
Jackson	3	0	3	0			0	18
Nelson	2	0	0	2			0	12
Zabel	2	0	2	0			0	12
Bailey	1	1	0	0			0	6
Bull	1	0	1	0			0	6
A.Davis	1	1	0	0			0	6
Hobbs	1	0	0	1			0	6
Kramer	1	0	1	0			0	6
Liske	1	1	0	0			0	6
S.Smith	1	0	0	1			0	6
Watkins	1	1	0	0			0	6
Woodeshick	1	0	1	0			0	6

Eagles	24	6	13	5	23-24	18-37	0	221
Opp.	36	16	16	4	35-36	17-30	0	302

Punting	No	Yds	Avg	Net	TB	Lg	B
McNeil	73	3063	42.0	na	na	64	1
Bradley	2	76	38.0	na	na	45	0
Eagles	75	3139	41.9	na	na	64	1
Opponents	57	2308	40.4	na	na	57	1

Kickoff Returns	No.	Yds	Avg	Lg	TD
Nelson	13	358	27.5	51	0
Walik	14	369	26.4	52	0
Thrower	12	299	24.9	45	0
Pettigrew	2	37	28.5	21	0
Jackson	2	48	24.0	28	0
A.Davis	2	44	22.0	25	0
Harris	2	28	14.0	21	0
Kramer 1-0, Zabel 1-0					
Eagles	49	1183	24.1	52	0
Opponents	48	1103	22.9	103t	1

Sacks: Eagles 32.0, Opponents 26.0

Pro Bowl Selections: S Bill Bradley

USUAL STARTERS

WR	Harold Jackson	LDE	Richard Harris
LT	Wade Key	LDT	Don Hultz
LG	Harry Allison	RDT	Ernie Calloway (8)
C	Mike Evans		Gary Pettigrew (6)
RG	Mark Nordquist	RDE	Mel Tom
RT	Steve Smith	LLB	Steve Zabel
TE	Gary Ballman (6)	MLB	Tim Rossovich
	Harold Carmichael (3)	RLB	Ron Porter
	Kent Kramer (3)	LCB	Al Nelson
WR	Ben Hawkins	RCB	Nate Ramsey
QB	Pete Liske	LS	Leroy Keyes
RB	Ron Bull (9)	RS	Bill Bradley
RB	Lee Bougness (7)		
	Al Davis (6)		
	Tom Woodeshick (5)		

S-17	L	6-28	at Dallas	58,850
S-24	L	17-27	Cleveland	65,720
O-02	L	12-27	NY Giants	65,720
O-08	L	0-14	at Washington	53,039
O-15	L	3-34	LA Rams	65,720
O-22	W	21-20	at Kansas City	78,389
O-29	L	3-21	at New Orleans	65,664
N-05	T	6-6	St. Louis	65,720
N-12	W	18-17	at Houston	34,175
N-19	L	7-28	Dallas	65,720
N-26	L	10-62	at NY Giants	62,586
D-03	L	7-23	Washington	65,720
D-10	L	12-21	Chicago	65,720
D-17	L	23-24	at St. Louis	34,827

<u>Passing</u>	<u>Att</u>	<u>Cmp</u>	<u>Yds</u>	<u>Cmp%</u>	<u>Yds/Att</u>	<u>TD</u>	<u>TD%</u>	<u>Int</u>	<u>Int%</u>	<u>Lg</u>	<u>Sk/Lost</u>	<u>Rat</u>
Reaves	224	108	1508	48.2	6.73	7	3.1	12	5.4	77	38/322	58.4
Liske	138	71	973	51.5	7.05	3	2.2	7	5.1	67	11/107	60.4
Arrington	13	5	46	38.5	3.54	0	0.0	1	7.7	16	4/28	16.8
Eagles	375	184	2527	49.1	6.74	10	2.7	20	5.3	77	53/457	57.7
Opponents	318	175	2615	55.0	8.22	20	6.3	19	6.0	65	17/143	78.3

<u>Punt Returns</u>	<u>Ret</u>	<u>FC</u>	<u>Yds</u>	<u>Avg</u>	<u>Lg</u>	<u>TD</u>
Bradley	22	7	155	7.0	60	0
Walik	3	1	4	1.3	10	0
Winfield	1	0	12	12.0	12	0
Gibbs	1	0	8	8.0	8	0
Eagles	27	8	179	6.6	60	0
Opponents	26	28	137	5.3	48	0

Pro Bowl Selections: S Bill Bradley, WR Harold Jackson

USUAL STARTERS			
WR	Harold Jackson	LDE	Richard Harris
LT	Wade Key	LDT	Don Hultz
LG	Tom Luken (8)	RDT	Houston Antwine
	Jim Skaggs (6)	RDE	Mel Tom
C	Mike Evans	LLB	Ron Porter
RG	Mark Nordquist	MLB	Chuck Allen (8)
RT	Steve Smith		Steve Zabel (6)
TE	Kent Kramer (8)	RLB	Bob Creech
	Gary Ballman (4)	LCB	Al Nelson
WR	Ben Hawkins	RCB	Nate Ramsey
QB	Pete Liske (7)	LS	Leroy Keyes
	John Reaves (7)	RS	Bill Bradley
RB	Ron James		
RB	Larry Watkins (8)		
	Tony Baker (6)		

1973 Eagles Statistics



Record: 5-8-1, 3rd in NFC East
Head Coach: Mike McCormack

S-16	L	23-34	St. Louis	61,103
S-23	T	23-23	at NY Giants	62,289
S-30	L	7-28	Washington	64,147
O-07	L	26-27	at Buffalo	72,364
O-14	W	27-24	at St. Louis	44,400
O-21	L	21-28	at Minnesota	47,478
O-28	W	30-16	Dallas	63,300
N-04	W	24-23	New England	65,070
N-11	L	27-44	Atlanta	63,114
N-18	L	10-31	at Dallas	59,375
N-25	W	20-16	NY Giants	63,086
D-02	L	28-38	at San Francisco	51,155
D-09	W	24-23	NY Jets	34,621
D-16	L	20-38	at Washington	49,484

TEAM STATS

	EAGLES	OPP
Total First Downs	267	286
Rushing	103	136
Passing	147	135
Penalty	17	15
3rd Down: Made/Att	90/217	71/178
3rd Down Pct.	41.5	39.9
4th Down: Made/Att	na	na
4th Down Pct.	na	na
Possession Avg.	na	na
Total Net Yards	4798	5062
Avg. Per Game	342.1	361.2
Total Plays	930	903
Avg. Per Play	5.1	5.6
Net Yards Rushing	1791	2423
Avg. Per Game	127.9	172.7
Total Rushes	417	512
Net Yards Passing	2998	2639
Avg. Per Game	214.1	188.5
Sacked/Yards Lost	34/238	21/150
Gross Yards	3236	2789
Att./Completions	479/275	370/219
Completion Pct.	57.4	59.2
Had Intercepted	13	15
Punts/Average	64/40.8	49/39.9
Net Punting Avg.	na	na
Penalties/Yards	61/566	73/692
Fumbles/Ball Lost	41/15	31/15
Touchdowns	34	47
Rushing	9	22
Passing	23	22
Returns	2	3

Passing	Att	Cmp	Yds	Cmp%	Yds/Att	TD	TD%	Int	Int%	Lg	Sk/Lost	Rat
Gabriel	460	270	3219	58.7	7.00	23	5.0	12	2.6	80t	31/219	85.9
Reaves	19	5	17	26.3	8.95	0	0.0	1	5.3	6	3/19	17.7
Eagles	479	275	3236	57.4	6.76	23	4.8	13	2.7	80t	34/238	82.8
Opponents	370	219	2789	59.2	7.54	22	5.9	15	4.1	65t	21/150	85.7

Rushing	No.	Yds	Avg	Lg	TD
Sullivan	217	968	4.5	37	4
Bulaich	106	436	4.1	20	1
James	36	178	4.9	24	1
Bailey	20	91	4.5	15	0
Carmichael	3	42	14.0	23	0
Bouggess	15	34	2.3	11	1
Young	4	24	6.0	17t	1
Gabriel	12	10	0.8	5	1
Oliver	1	6	6.0	6	0
Reaves	2	2	1.0	3	0
Bradley	1	0	0.0	0	0

Eagles	417	1791	4.3	37	9
Opponents	512	2423	4.7	54	22

Receiving	No.	Yds	Avg	Lg	TD
Carmichael	67	1116	16.6	73	9
Young	55	854	15.5	80t	6
Sullivan	50	322	6.4	29	1
Bulaich	42	403	9.6	80t	3
Zimmerman	22	220	10.0	30t	3
James	17	94	5.5	13	0
Bailey	10	80	8.0	19	1
Hawkins	6	114	19.0	37	0
Bouggess	4	18	4.5	6	0
Oliver	1	9	9.0	9	0
Davis	1	6	6.0	6	0

Eagles	275	3236	11.8	80t	23
Opponents	219	2789	12.7	65t	22

INTs	No.	Yds	Avg	Lg	TD
Logan	5	38	7.6	30	0
Bradley	4	21	5.2	18	0
Outlaw	2	48	24.0	45t	1
Zabel	2	13	6.5	7	0
Sodaski	1	0	0.0	0	0
Wirgowski	1	0	0.0	0	0

Eagles	15	120	8.0	45t	1
Opponents	13	287	22.1	56	1

Punting	No	Yds	Avg	Net	TB	Lg	B
McNeill	46	1881	40.9	na	na	66	0
Bradley	18	735	40.8	na	na	61	0
Eagles	64	2616	40.8	na	na	66	0
Opponents	49	1957	39.9	na	na	62	0

Punt Returns	Ret	FC	Yds	Avg	Lg	TD
Bradley	8	12	106	13.3	43	0
Alexander	5	5	10	2.0	5	0
Davis	2	0	0	0.0	4	0
Eagles	15	17	116	7.7	43	0
Opponents	35	16	376	10.7	57	0

Score By Periods	Q1	Q2	Q3	Q4	OT	Pts
Eagles	55	77	103	75	0	310
Opponents	90	121	61	121	0	393

Scoring	TD	Ru	Pa	Rt	PAT	FG	2Pt	Pts
Dempsey	0	0	0	0	34-34	24-40	0	106
Carmichael	9	0	9	0			0	54
Young	7	1	6	0			0	42
Sullivan	5	4	1	0			0	30
Bulaich	4	1	3	0			0	24
Zimmerman	3	0	3	0			0	18
Bailey	1	0	1	0			0	6
Bouggess	1	1	0	0			0	6
Gabriel	1	1	0	0			0	6
James	1	1	0	0			0	6
Outlaw	1	0	0	1			0	6
Wynn	1	0	0	1			0	6

Eagles	34	9	23	2	34-34	24-40	0	310
Opp.	47	22	22	3	45-47	22-40	0	393

Kickoff Returns	No.	Yds	Avg	Lg	TD
James	16	413	25.8	36	0
Sullivan	12	280	23.3	32	0
Nelson	11	264	24.0	53	0
Davis	10	236	23.6	28	0
Alexander	9	189	21.0	25	0
Coleman	2	24	12.0	19	0
Bailey	2	18	9.0	18	0
Oliver	1	17	17.0	17	0

Eagles	63	1441	22.9	53	0
Opponents	55	1246	22.6	101t	1

Sacks: Eagles 21.0, Opponents 34.0

Pro Bowl Selections: S Bill Bradley, WR Harold Carmichael, QB Roman Gabriel, TE Charles Young

USUAL STARTERS

WR	Don Zimmerman	LDE	Dennis Wirgowski (8)
LT	Steve Smith		Jerry Philbin (6)
LG	Wade Key (9)	LDT	Gary Pettigrew
	Vern Winfield (5)	RDT	Richard Harris
C	Guy Morriss (9)	RDE	Will Wynn
	Mike Evans (5)	LLB	Steve Zabel
RG	Mark Nordquist	MLB	Marlin McKeever
RT	Jerry Sisemore	RLB	John Sodaski (9)
TE	Charles Young		John Bunting (5)
WR	Harold Carmichael	LCB	John Outlaw
QB	Roman Gabriel	RCB	Joe Lavender
RB	Tom Sullivan	LS	Randy Logan
RB	Norm Bulaich	RS	Bill Bradley

1974 Eagles Statistics



Record: 7-7, 4th in NFC East
Head Coach: Mike McCormack

S-15	L	3-7	at St. Louis	40,322
S-23	W	13-10	Dallas	64,088
S-29	W	30-10	Baltimore	64,205
O-06	W	13-7	at San Diego	36,124
O-13	W	35-7	NY Giants	64,801
O-20	L	24-31	at Dallas	43,586
O-27	L	10-14	at New Orleans	64,257
N-03	L	0-27	at Pittsburgh	47,996
N-10	L	20-27	Washington	65,947
N-17	L	3-13	St. Louis	61,982
N-24	L	7-26	at Washington	54,395
D-01	W	36-14	Green Bay	42,030
D-08	W	20-7	at NY Giants	46,889
D-15	W	28-17	Detroit	57,157

TEAM STATS

Total First Downs

	EAGLES	OPP
Rushing	79	105
Passing	141	129
Penalty	24	14
3rd Down: Made/Att	82/201	76/202
3rd Down Pct.	40.8	37.6
4th Down: Made/Att	na	na
4th Down Pct.	na	na

Possession Avg.

	EAGLES	OPP
Total Net Yards	3597	4270
Avg. Per Game	256.9	305.0
Total Plays	917	922
Avg. Per Play	3.9	4.6

Net Yards Rushing

	EAGLES	OPP
Avg. Per Game	98.9	128.3
Total Rushes	415	460

Net Yards Passing

	EAGLES	OPP
Avg. Per Game	158.0	176.6
Sacked/Yards Lost	42/319	28/211
Gross Yards	2531	2684
Att./Completions	461/258	434/230
Completion Pct.	55.9	52.9
Had Intercepted	17	18

Punts/Average

	EAGLES	OPP
Net Punting Avg.	na	na
Penalties/Yards	76/722	86/722

Fumbles/Ball Lost

	EAGLES	OPP
Touchdowns	31	26
Rushing	13	14
Passing	14	9
Returns	4	3

Passing

	Att	Cmp	Yds	Cmp%	Yds/Att	TD	TD%	Int	Int%	Lg	Sk/Lost	Rat
Gabriel	338	193	1867	57.1	5.52	9	2.7	12	3.6	64t	35/259	66.8
Boryla	102	60	580	58.8	5.69	5	4.9	3	2.9	29	4/39	78.9
Reaves	20	5	84	25.0	4.20	0	0.0	2	10.0	29	3/21	5.0
Eagles	460	258	2531	56.1	5.50	14	3.0	17	3.7	64t	42/319	66.5
Opponents	434	230	2684	53.0	6.18	9	2.1	18	4.1	57	28/211	61.6

Rushing

	No.	Yds	Avg	Lg	TD
Sullivan	244	760	3.1	28t	11
James	67	276	4.1	15	2
Bulaich	50	152	3.0	13	0
Gabriel	14	76	5.4	11	0
Young	6	38	6.3	14	0
Bailey	10	32	3.2	11	0
Boryla	6	25	4.2	11	0
Oliver	7	19	2.7	7	0
Reaves	1	8	8.0	8	0
Jackson	7	3	0.4	2	0

Eagles	412	1389	3.3	28t	13
Opponents	460	1797	3.9	34	14

Receiving

	No.	Yds	Avg	Lg	TD
Young	63	696	11.0	29	3
Carmichael	56	649	11.6	39	8
Sullivan	39	312	8.0	23	1
James	33	230	6.9	34	0
Zimmerman	30	368	12.3	64t	2
Bulaich	28	204	7.2	26	0
Bailey	6	27	4.5	15	0
Jackson	2	17	8.5	9	0
C.Smith	1	28	28.0	28	0

Eagles	258	2531	9.8	64t	14
Opponents	230	2684	11.6	57	9

INTs

	No.	Yds	Avg	Lg	TD
Bergey	5	57	11.4	27	0
Bunting	2	23	11.5	12	0
Outlaw	2	22	11.0	22	0
Bradley	2	19	9.5	10	0
Zabel	2	12	6.0	7	0
Logan	2	2	1.0	2	0
Lavender	1	37	37.0	37t	1
Patton	1	4	4.0	4	0
Halverson	1	0	0.0	0	0

Eagles	18	176	9.8	37t	1
Opponents	17	362	21.3	54	1

Punting

	No	Yds	Avg	Net	TB	Lg	B
Kersey	82	2959	36.1	na	na	59	0
Bradley	2	67	33.5	na	na	35	0
Eagles	84	3026	36.0	na	na	59	2
Opponents	73	2851	39.0	na	na	59	1

Punt Returns

	Ret	FC	Yds	Avg	Lg	TD
Bradley	22	5	248	11.3	22	0
Marshall	8	0	72	9.0	21	0
C.Smith	4	0	7	1.8	11	0
Reeves	3	0	12	4.0	9	0

Eagles	37	5	339	9.2	22	0
Opponents	37	14	252	6.8	19	0

Score By Periods

	Q1	Q2	Q3	Q4	OT	Pts
Eagles	49	88	75	30	0	242
Opponents	34	65	65	53	0	217

Scoring

	TD	Ru	Pa	Rt	PAT	FG	2Pt	Pts
Sullivan	12	11	1	0			0	72
Dempsey	0	0	0	0	26-30	10-16	0	56
Carmichael	8	0	8	0			0	48
Young	3	0	3	0			0	18
James	2	2	0	0			0	12
Lavender	2	0	0	2			0	12
Zimmerman	2	0	2	0			0	12
Dunstan	1	0	0	1			0	6
Wynn	1	0	0	1			0	6

Eagles	31	13	14	4	26-30	10-16	0	242
Opp.	26	14	9	3	25-26	12-25	0	217

Kickoff Returns

	No.	Yds	Avg	Lg	TD
Marshall	16	412	25.8	44	0
Jackson	14	339	24.2	52	0
James	12	238	19.8	29	0
Kramer	2	39	19.5	23	0
Kirksey	1	19	19.0	19	0
Bailey	1	14	14.0	14	0
Chesson	1	1	1.0	1	0
Zimmerman	1	0	0.0	0	0

Eagles	48	1062	22.1	52	0
Opponents	46	1030	22.4	102t	1

Sacks: Eagles 28.0, Opponents 42.0

Pro Bowl Selections: LB Bill Bergey, TE Charles Young

USUAL STARTERS

WR	Harold Carmichael	LDE	Will Wynn
LT	Steve Smith	LDT	Bill Dunstan
LG	Wade Key	RDT	Jerry Patton
C	Guy Morriss	RDE	Joe Jones
RG	Mark Nordquist	LLB	Steve Zabel
RT	Jerry Sisemore	MLB	Bill Bergey
TE	Charles Young	RLB	John Bunting
WR	Don Zimmerman	LCB	John Outlaw
QB	Roman Gabriel	RCB	Joe Lavender
RB	Tom Sullivan	LS	Randy Logan
RB	Norm Bulaich (8)	RS	Bill Bradley
	Po James (5)		

1975
Eagles
Statistics



Record: 4-10, 5th in NFC East
Head Coach: Mike McCormack

S-21	L	14-23	NY Giants	60,798
S-28	L	13-15	at Chicago	54,392
O-05	W	26-10	Washington	64,397
O-12	L	16-24	at Miami	60,127
O-19	L	20-31	at St. Louis	45,242
O-26	L	17-20	Dallas	64,889
N-03	L	3-42	LA Rams	64,601
N-09	L	23-24	St. Louis	60,277
N-16	W	13-10	at NY Giants	53,434
N-23	L	17-27	at Dallas	57,893
N-30	W	27-17	San Francisco	56,694
D-07	L	0-31	Cincinnati	56,984
D-14	L	10-25	at Denver	37,080
D-21	W	26-3	at Washington	49,385

TEAM STATS

	EAGLES	OPP
Total First Downs	237	275
Rushing	84	130
Passing	134	123
Penalty	19	22
3rd Down: Made/Att	78/218	97/210
3rd Down Pct.	35.8	46.2
4th Down: Made/Att	na	na
4th Down Pct.	na	na
Possession Avg.	na	na
Total Net Yards	4142	4771
Avg. Per Game	295.9	340.8
Total Plays	949	970
Avg. Per Play	4.4	4.9
Net Yards Rushing	1702	2233
Avg. Per Game	121.6	159.5
Total Rushes	461	529
Net Yards Passing	2440	2538
Avg. Per Game	174.3	181.3
Sacked/Yards Lost	30/200	17/120
Gross Yards	2640	2658
Att./Completions	458/238	424/226
Completion Pct.	52.0	53.3
Had Intercepted	23	26
Punts/Average	83/38.9	65/37.0
Net Punting Avg.	na	na
Penalties/Yards	81/744	96/769
Fumbles/Ball Lost	29/12	30/18
Touchdowns	24	36
Rushing	3	20
Passing	19	13
Returns	2	3

Passing	Att	Cmp	Yds	Cmp%	Yds/Att	TD	TD%	Int	Int%	Lg	Sk/Lost	Rat
Gabriel	292	151	1644	51.7	5.63	13	4.5	11	3.8	62t	18/131	67.8
Boryla	166	87	996	52.4	6.00	6	3.6	12	7.2	46	12/69	52.7
Eagles	458	238	2640	52.0	5.76	19	4.1	23	5.0	62t	30/200	62.3
Opponents	424	226	2658	53.3	6.27	13	3.1	26	6.1	66t	17/120	57.3

Rushing	No.	Yds	Avg	Lg	TD
Sullivan	173	632	3.7	28	0
McAlister	103	335	3.3	18	1
Malone	101	325	3.2	18	0
James	43	196	4.6	51	1
Smith	9	85	9.4	36	0
Gabriel	13	70	5.4	39	1
Boryla	8	33	4.1	11	0
Tarver	7	20	2.8	9	0
Carmichael	1	6	6.0	6	0
Young	2	1	0.5	3	0
S.Jones	1	-1	-1.0	-1	0
Eagles	461	1702	3.7	51	3
Opponents	529	2233	4.2	32	20

Receiving	No.	Yds	Avg	Lg	TD
Young	49	659	13.4	47	3
Carmichael	49	639	13.0	62t	7
C.Smith	37	515	13.9	46	6
James	32	267	8.3	47t	1
Sullivan	28	276	9.9	35	0
Malone	20	120	6.0	15	0
McAlister	17	134	7.8	39t	2
Tarver	5	14	2.8	8	0
Krepfle	1	16	16.0	16	0
Eagles	238	2640	11.1	62t	19
Opponents	226	2658	11.8	66t	13

INTs	No.	Yds	Avg	Lg	TD
Bradley	5	56	11.2	20	0
Outlaw	5	23	4.6	23	0
LeMaster	4	133	33.3	89t	1
Parker	4	15	3.8	11	0
Lavender	3	59	19.7	36t	1
Bergey	3	48	16.0	20	0
Bunting	1	6	6.0	6	0
Logan	1	4	4.0	4	0
Eagles	26	344	13.2	89t	2
Opponents	23	411	17.9	76t	2

<u>Punting</u>	No	Yds	Avg	Net	TB	Lg	B
S.Jones	68	2742	40.3	na	na	64	0
Kersey	15	489	32.6	na	na	50	0
Eagles	83	3231	38.9	na	na	64	0
Opponents	65	2406	37.0	na	na	54	0
<u>Punt Returns</u>		<u>Ret</u>	<u>FC</u>	<u>Yds</u>	<u>Avg</u>	<u>Lg</u>	<u>TD</u>
Marshall		23	2	235	10.2	39	0
Morgan		8	0	60	7.5	13	0
Bradley		4	3	4	1.0	6	0
Eagles		35	5	299	8.5	39	0
Opponents		58	6	530	9.1	51	1

Score By Periods	Q1	Q2	Q3	Q4	OT	Pts
Eagles	52	66	33	74	0	225
Opponents	43	108	50	101	0	302

Scoring	TD	Ru	Pa	Rt	PAT	FG	2Pt	Pts
Muhlmann	0	0	0	0	21-24	20-29	0	81
Carmichael	7	0	7	0			0	42
C.Smith	6	0	6	0			0	36
McAlister	3	1	2	0			0	18
Young	3	0	3	0			0	18
James	2	1	1	0			0	12
Gabriel	1	1	0	0			0	6
Lavender	1	0	0	1			0	6
LeMaster	1	0	0	1			0	6
Eagles	24	3	19	2	21-24	20-29	0	225
Opp.	36	20	13	3	32-36	18-27	0	302

Kickoff Returns	No.	Yds	Avg	Lg	TD
Marshall	22	557	25.3	33	0
James	13	311	23.9	38	0
McAlister	12	278	23.2	42	0
Morgan	7	170	24.3	33	0
Sullivan	3	42	14.0	23	0
Opperman	1	15	15.0	15	0
Sisemore	1	15	15.0	15	0
Eagles	59	1388	23.5	42	0
Opponents	51	1149	22.5	50	0

Sacks: Eagles 17.0, Opponents 30.0

Pro Bowl Selections: QB Mike Boryla, TE Charles Young

USUAL STARTERS			
WR	Harold Carmichael	LDE	Will Wynn
LT	Stan Walters	LDT	Rich Glover
LG	John Niland	RDT	Bill Dunstan
C	Guy Morriss	RDE	Blenda Gay (8)
RG	Bill Lueck		Joe Jones (5)
RT	Jerry Sisemore	LLB	Frank LeMaster
TE	Charles Young	MLB	Bill Bergey
WR	Charles Smith	RLB	John Bunting
QB	Roman Gabriel (9)	LCB	John Outlaw
	Mike Boryla (5)	RCB	Joe Lavender
RB	Tom Sullivan	LS	Randy Logan
RB	Art Malone	RS	Bill Bradley

1976 Eagles Statistics



Record: 4-10, 4th in NFC East
Head Coach: Dick Vermeil

S-12	L	7-27	at Dallas	55,530
S-19	W	20-7	NY Giants	60,643
S-27	L	17-20	ot Washington	60,131
O-03	W	14-13	at Atlanta	45,535
O-10	L	14-33	St. Louis	44,933
O-17	L	13-28	at Green Bay	55,398
O-24	L	12-31	Minnesota	56,233
O-31	W	10-0	at NY Giants	68,690
N-07	L	14-17	at St. Louis	60,760
N-14	L	3-24	at Cleveland	62,120
N-21	L	7-26	Oakland	62,133
N-28	L	0-24	at Washington	54,292
D-05	L	7-26	Dallas	55,072
D-12	W	27-10	Seattle	37,949

TEAM STATS

	EAGLES	OPP
Total First Downs	220	262
Rushing	109	113
Passing	91	129
Penalty	20	20
3rd Down: Made/Att	71/220	95/227
3rd Down Pct.	32.3	41.9
4th Down: Made/Att	na	na
4th Down Pct.	na	na
Possession Avg.	na	na
Total Net Yards	3572	4600
Avg. Per Game	255.1	328.6
Total Plays	915	954
Avg. Per Play	3.9	4.8
Net Yards Rushing	2080	2050
Avg. Per Game	148.6	146.4
Total Rushes	505	532
Net Yards Passing	1492	2550
Avg. Per Game	106.6	182.1
Sacked/Yards Lost	43/352	19/138
Gross Yards	1844	2688
Att./Completions	369/182	404/237
Completion Pct.	49.3	58.7
Had Intercepted	18	9
Punts/Average	97/35.5	86/37.9
Net Punting Avg.	29.9	31.1
Penalties/Yards	91/722	105/927
Fumbles/Ball Lost	33/14	31/15
Touchdowns	19	35
Rushing	8	16
Passing	11	17
Returns	0	2

Passing	Att	Cmp	Yds	Cmp%	Yds/Att	TD	TD%	Int	Int%	Lg	Sk/Lost	Rat
Boryla	246	123	1247	50.0	5.07	9	3.7	14	5.7	48	29/235	53.3
Gabriel	92	46	476	50.0	5.17	2	2.2	2	2.2	34	13/111	63.5
Walton	28	12	125	42.9	4.46	0	0.0	2	7.1	33	1/6	26.6
Carmichael	2	0	0	0.0	0.00	0	0.0	0	0.0	0	0/0	39.6
Jones	1	1	-4	100.0	-4.00	0	0.0	0	0.0	0	0/0	79.2
Eagles	369	182	1844	49.3	5.00	11	3.0	18	4.9	48	43/352	53.6
Opponents	404	237	2688	58.7	6.65	17	4.2	9	2.2	69	19/138	83.4

Rushing	No.	Yds	Avg	Lg	TD
Hogan	123	561	4.6	32	0
Sullivan	99	399	4.0	26	2
Hampton	71	267	3.8	59	1
McAlister	68	265	3.9	20	0
Lusk	61	254	4.2	22	0
Boryla	29	166	5.7	22	2
Olds	36	120	3.3	8	1
C.Smith	9	25	2.8	14	1
Malone	2	14	7.0	15	1
Young	1	6	6.0	6	0
Gabriel	14	2	0.1	5	0
Walton	2	1	0.5	1	0

Eagles	515	2080	4.1	59	8
Opponents	532	2050	3.8	46	16

Receiving	No.	Yds	Avg	Lg	TD
Carmichael	42	503	12.0	24	5
Young	30	374	12.5	29	0
C.Smith	27	412	15.3	48t	4
Hogan	15	89	6.0	12	0
Sullivan	14	116	8.3	21	1
Lusk	13	119	9.2	42	0
McAlister	12	72	6.0	25	0
Hampton	12	57	4.8	19	0
Olds	9	29	3.2	14	0
Krepfle	6	80	13.3	17	1
Malone	1	-3	-3.0	-3	0
LeMaster	1	-4	-4.0	-4	0

Eagles	182	1794	10.1	48t	11
Opponents	237	2688	11.3	69	17

INTs	No.	Yds	Avg	Lg	TD
Bradley	2	63	31.5	52	0
Bergey	2	48	24.0	37	0
Outlaw	2	19	9.5	19	0
Logan	1	38	38.0	38	0
Ehlers	1	27	27.0	27	0
Clark	1	0	0.0	0	0

Eagles	9	195	21.7	52	0
Opponents	18	189	10.5	37	1

Punting	No	Yds	Avg	Net	TB	Lg	B
Jones	94	3445	36.6	29.9	na	57	3
Eagles	97	3445	35.5	29.9	na	57	3
Opponents	86	3260	37.9	31.1	na	58	na

Score By Periods	Q1	Q2	Q3	Q4	OT	Pts
Eagles	34	53	23	55	0	165
Opponents	41	100	69	73	3	286

Scoring	TD	Ru	Pa	Rt	PAT	FG	2Pt	Pts
Muhlmann	0	0	0	0	18-19	11-16	0	51
Carmichael	5	0	5	0			0	30
C.Smith	5	1	4	0			0	30
Sullivan	3	2	1	0			0	18
Boryla	2	2	0	0			0	12
Hampton	1	1	0	0			0	6
Krepfle	1	0	1	0			0	6
Malone	1	1	0	0			0	6
Olds	1	1	0	0			0	6

Eagles	19	8	11	0	18-19	11-16	0	165
Opp.	35	16	17	2	33-35	13-23	2	286

Kickoff Returns	No.	Yds	Avg	Lg	TD
Marshall	30	651	21.7	41	0
McAlister	9	172	19.1	28	0
Lusk	7	155	22.1	27	0
Sullivan	5	108	21.6	26	0
Hampton	3	46	15.3	23	0
Olds	1	11	11.0	11	0
Ehlers	1	8	8.0	8	0
C.Smith	1	3	3.0	3	0
Bleamer	1	0	0.0	0	0
Eagles	58	1154	19.8	41	0
Opponents	44	902	20.5	53	0

Punt Returns	Ret	FC	Yds	Avg	Lg	TD
Marshall	27	9	290	10.7	29	0
Bradley	9	5	64	7.1	23	0
Clark	4	0	57	14.3	24	0
Burke	1	0	14	14.0	14	0
Eagles	41	14	425	10.4	29	0
Opponents	53	10	405	7.6	55	0

Sacks: Eagles 19.0, Opponents 43.0

Pro Bowl Selections: LB Bill Bergey

USUAL STARTERS

WR	Harold Carmichael	LDE	Blenda Gay
LT	Stan Walters	LDT	Manny Sistrunk
LG	Wade Key	RDT	Carl Hairston(8)
C	Guy Morriss		Pete Lazetich (5)
RG	Jerry Sisemore	RDE	Will Wynn
RT	Ed George	LLB	Frank LeMaster
TE	Charles Young	MLB	Bill Bergey
WR	Charles Smith	RLB	John Bunting
QB	Mike Boryla	LCB	John Outlaw
RB	Tom Sullivan	RCB	Al Clark
RB	Mike Hogan	LS	Randy Logan
		RS	Bill Bradley

1977 Eagles Statistics



Record: 5-9, 4th in NFC East
Head Coach: Dick Vermeil

S-18	W	13-3	Tampa Bay	61,549
S-25	L	0-20	at LA Rams	46,031
O-02	L	13-17	at Detroit	57,236
O-09	W	28-10	at NY Giants	48,824
O-16	L	17-21	St. Louis	60,535
O-23	L	10-16	Dallas	65,507
O-30	L	17-23	at Washington	55,031
N-06	W	28-7	New Orleans	53,482
N-13	L	14-17	Washington	60,702
N-20	L	16-21	at St. Louis	48,768
N-27	L	6-14	at New England	57,893
D-04	L	14-24	at Dallas	60,289
D-11	W	17-14	NY Giants	47,731
D-18	W	27-0	NY Jets	19,241

TEAM STATS

Total First Downs

Rushing	98
Passing	100
Penalty	13
3rd Down: Made/Att	73/195
3rd Down Pct.	37.4
4th Down: Made/Att	na
4th Down Pct.	na

Possession Avg.

na

Total Net Yards

Avg. Per Game	255.4
Total Plays	880
Avg. Per Play	4.1

Net Yards Rushing

Avg. Per Game	122.7
Total Rushes	484

Net Yards Passing

Avg. Per Game	132.5
Sacked/Yards Lost	47/342
Gross Yards	2198
Att./Completions	349/167
Completion Pct.	47.9
Had Intercepted	21

Punts/Average

95/36.5

Net Punting Avg.

32.8

Penalties/Yards

78/642

Fumbles/Ball Lost

30/16

Touchdowns

29

Rushing 10

Passing 18

Returns 1

Passing

	Att	Cmp	Yds	Cmp%	Yds/Att	TD	TD%	Int	Int%	Lg	Sk/Lost	Rat
Jaworski	346	166	2183	48.0	6.31	18	5.2	21	6.1	55t	47/342	60.4
Gabriel	3	1	15	33.3	5.00	0	0.0	0	0.0	15	0/0	50.7
Eagles	349	167	2198	47.9	6.30	18	5.2	21	6.0	55t	47/342	60.3
Opponents	358	183	2192	51.1	6.12	14	3.9	21	5.9	80t	47/316	58.8

Rushing

	No.	Yds	Avg	Lg	TD
Hogan	155	546	3.5	19	0
Sullivan	125	363	2.9	14	0
Betterson	62	233	3.8	17t	1
Lusk	52	229	4.4	70t	2
Montgomery	45	183	4.1	27t	2
Jaworski	40	124	3.1	44	5
LeMaster	1	30	30.0	30	0
Smith	2	13	6.5	8	0
Franklin	1	0	0.0	0	0
Henry	1	-2	-2.0	-2	0

Eagles

484 1719 3.6 70t 10

Opponents

520 1917 3.7 84t 10

Receiving

	No.	Yds	Avg	Lg	TD
Carmichael	46	665	14.5	50t	7
Smith	33	464	14.1	32	4
Krepfle	27	530	19.6	55t	3
Sullivan	26	223	8.6	30	2
Hogan	19	118	6.2	51t	1
Lusk	5	102	20.4	36t	1
Betterson	4	41	10.3	15	0
Montgomery	3	18	6.0	8	0
Henry	2	16	8.0	14	0
Papale	1	15	15.0	15	0
Osborne	1	6	6.0	6	0

Eagles

167 2198 13.2 55t 18

Opponents

183 2192 11.9 80t 14

INTs

	No.	Yds	Avg	Lg	TD
Sanders	6	122	20.3	45	0
Edwards	6	9	1.5	6	0
Logan	5	124	24.8	45	0
Outlaw	2	41	20.5	38	0
Bergey	2	4	2.0	4	0

Eagles

21 300 14.3 45 0

Opponents

21 256 12.1 41 0

Punting

	No	Yds	Avg	Net	TB	Lg	B
Jones	93	3463	37.2	32.8	na	68	2
Eagles	95	3463	36.5	32.8	na	68	2
Opponents	91	3523	38.7	31.0	na	56	na

Punt Returns

Ret FC Yds Avg Lg TD

Marshall 46 5 489 10.6 48 0

Henry 2 0 25 12.5 22 0

Mitchell 2 0 4 2.0 4 0

Eagles 50 5 518 10.4 48 0

Opponents 45 14 244 5.4 18 0

Score By Periods

	Q1	Q2	Q3	Q4	OT	Pts
Eagles	34	81	40	65	0	220
Opponents	42	64	43	58	0	207

Scoring

	TD	Ru	Pa	Rt	PAT	FG	2Pt	Pts
Carmichael	7	0	7	0			0	42
Jaworski	5	5	0	0			0	30
Muhlmann	0	0	0	0	17-19	3-8	0	26
Smith	4	0	4	0			0	24
Krepfle	3	0	3	0			0	18
Lusk	3	2	1	0			0	18
Mongomery	3	2	0	1			0	18
Mike-Mayer	0	0	0	0	7-7	3-3	0	16
Sullivan	2	0	2	0			0	12
Betterson	1	1	0	0			0	6
Hogan	1	0	1	0			0	6
Johansson	0	0	0	0	1-3	1-4	0	4

Eagles

29 10 18 1 25-29 7-15 0 220

Opp.

25 10 14 1 24-25 11-26 0 207

Kickoff Returns

	No.	Yds	Avg	Lg	TD
Montgomery	23	619	26.9	99t	1
Marshall	20	455	22.8	44	0
Lusk	1	23	23.0	23	0
Betterson	1	13	13.0	13	0
Eagles	45	1110	24.7	99t	1
Opponents	47	940	20.0	43	0

Sacks: Eagles 47.0, Opponents 47.0

Pro Bowl Selections: LB Bill Bergey

USUAL STARTERS

WR	Harold Carmichael	LDE	Manny Sistrunk
LT	Stan Walters	NT	Charlie Johnson
LG	Wade Key	RDE	Carl Hairston
C	Guy Morriss	LLB	John Bunting
RG	Jerry Sisemore	ILB	Bill Bergey
RT	Ed George	ILB	Frank LeMaster
TE	Keith Krepfle	RLB	Drew Mahalic
WR	Charles Smith	LCB	John Outlaw
QB	Ron Jaworski	RCB	Herman Edwards
RB	Tom Sullivan	SS	Randy Logan
RB	Mike Hogan	FS	John Sanders

1978 Eagles Statistics



Record: 9-7, 2nd in NFC East
Head Coach: Dick Vermeil

S-03	L	14-16	LA Rams	64,721
S-10	L	30-35	at Washington	54,380
S-17	W	24-17	at New Orleans	49,242
S-24	W	17-3	Miami	62,998
O-01	W	17-14	at Baltimore	47,639
O-08	L	14-24	at New England	61,016
O-15	W	17-10	Washington	65,722
O-22	L	7-14	at Dallas	60,525
O-29	L	10-16	St. Louis	62,989
N-05	W	10-3	Green Bay	64,214
N-12	W	17-9	NY Jets	60,249
N-19	W	19-17	at NY Giants	70,318
N-26	W	14-10	at St. Louis	39,693
D-03	L	27-28	at Minnesota	38,722
D-10	L	13-31	Dallas	64,667
D-17	W	20-3	NY Giants	56,396
NFC WILD CARD				
D-24	L	13-14	at Atlanta	49,447

TEAM STATS

	EAGLES	OPP
Total First Downs	271	248
Rushing	143	92
Passing	112	136
Penalty	16	20
3rd Down: Made/Att	93/240	88/227
3rd Down Pct.	38.8	38.8
4th Down: Made/Att	na	na
4th Down Pct.	na	na
Possession Avg.	na	na
Total Net Yards	4653	4635
Avg. Per Game	290.8	289.7
Total Plays	1029	1000
Avg. Per Play	4.5	4.6
Net Yards Rushing	2456	1862
Avg. Per Game	153.5	116.4
Total Rushes	587	504
Net Yards Passing	2197	2773
Avg. Per Game	137.3	173.3
Sacked/Yards Lost	41/288	29/213
Gross Yards	2485	2986
Att./Completions	401/207	448/228
Completion Pct.	51.6	50.9
Had Intercepted	16	28
Punts/Average	92/36.8	83/39.1
Net Punting Avg.	30.8	31.7
Penalties/Yards	91/800	102/874
Fumbles/Ball Lost	37/22	40/22
Touchdowns	36	30
Rushing	16	11
Passing	16	17
Returns	4	2

Passing	Att	Cmp	Yds	Cmp%	Yds/Att	TD	TD%	Int	Int%	Lg	Sk/Lost	Rat
Jaworski	398	206	2487	51.8	6.25	16	4.0	16	2.5	56t	41/288	67.9
Egles 1-1, -2 yards; Sciarra 0-1; Walton 0-1												
Eagles	401	207	2485	51.6	6.20	16	4.0	16	4.0	56t	41/288	67.6
Opponents	448	228	2986	50.9	6.67	17	3.8	28	6.3	58t	29/213	58.9

Rushing	No.	Yds	Avg	Lg	TD
Montgomery	259	1220	4.7	47	9
Hogan	145	607	4.2	33	4
Campfield	61	247	4.1	50	0
Franklin	60	167	2.8	9	0
Jaworski	30	79	2.6	15	0
Betterson	11	32	2.9	5	0
LeMaster	2	29	14.5	23	0
Carmichael	1	21	21.0	21	0
Payne	1	17	17.0	17	0
Engles	1	16	16.0	16	0
Sciarra	8	11	1.4	4	2
Giammona	4	6	1.5	3	0
Barnes	1	4	4.0	4t	1
Walton	2	0	0.0	0	0
Michel	1	0	0.0	0	0

Eagles	587	2456	4.2	50	16
Opponents	504	1862	3.7	24	11

Receiving	No.	Yds	Avg	Lg	TD
Carmichael	55	1072	19.5	56t	8
Montgomery	34	195	5.7	23	1
Hogan	31	164	5.3	16	1
Krepfle	26	374	14.4	34t	3
Campfield	15	101	6.7	25	0
Payne	13	238	15.9	50	1
Osborne	13	145	11.2	48	0
Smith	11	142	12.9	27t	2
Franklin	7	46	6.6	15	0
Betterson	2	8	4.0	5	0

Eagles	207	2485	12.0	56t	16
Opponents	228	2986	13.1	58t	17

INTs	No.	Yds	Avg	Lg	TD
Edwards	7	59	8.4	25	0
Sanders	5	43	8.6	24	1
Bergey	4	70	17.5	50	0
LeMaster	3	22	7.3	9t	1
Howard	3	15	5.0	15	0
Logan	2	15	7.5	9	0
Sciarra	1	21	21.0	21	0
Hairston	1	12	12.0	12	0
Bunting	1	9	9.0	9	0
Mahalic	1	5	5.0	5	0

Eagles	28	271	9.7	50	2
Opponents	16	131	8.1	34	0

Punting	No	Yds	Avg	Net	TB	Lg	B
Michel	58	2078	35.8	30.9	na	52	0
Engles	33	1307	39.6	30.6	na	53	1

Eagles	92	3385	36.8	30.8	na	53	1
Opponents	83	3245	39.1	31.7	na	66	na

Score By Periods	Q1	Q2	Q3	Q4	OT	Pts
Eagles	41	84	36	109	0	270
Opponents	81	71	54	44	0	250

Scoring	TD	Ru	Pa	Rt	PAT	FG	2Pt	Pts
Montgomery	10	9	1	0				0 60
Carmichael	8	0	8	0				0 48
Mike-Mayer	0	0	0	0	21-24	8-17		0 45
Hogan	5	4	1	0				0 30
Krepfle	3	0	3	0				0 18
Sciarra	2	2	0	0				0 12
C.Smith	2	0	2	0				0 12
Michel	0	0	0	0	9-12	0-0		0 9
Barnes	1	1	0	0				0 6
Edwards	1	0	0	1				0 6
Henry	1	0	0	1				0 6
LeMaster	1	0	0	1				0 6
Payne	1	0	1	0				0 6
Sanders	1	0	0	1				0 6

Eagles	36	16	16	4	30-36	8-17	0	270
Opp.	30	11	17	2	28-30	14-26	0	250

Punt Returns	Ret	FC	Yds	Avg	Lg	TD
Sciarra	37	9	251	6.8	23	0
Henry	11	1	165	15.0	15t	1
Giammona	0	1	0	0.0	0	0

Eagles	48	11	416	8.7	57t	1
Opponents	47	12	354	7.5	80t	1

Kickoff Returns	No.	Yds	Avg	Lg	TD
Campfield	18	368	20.4	31	0
Giammona	12	245	20.4	31	0
Betterson	7	185	26.4	44	0
Montgomery	6	154	25.7	34	0
Lusk	3	61	20.3	24	0
Henry	3	54	18.0	24	0
Tautolo	3	45	15.0	24	0
Barnes	2	22	11.0	18	0
Sciarra	1	0	0.0	0	0

Eagles	55	1134	20.6	44	0
Opponents	56	1154	20.6	41	0


Sacks: Eagles 29.0, Opponents 41.0

Pro Bowl Selections: LB Bill Bergey, WR Harold Carmichael, RB Wilbert Montgomery, LT Stan Walters

USUAL STARTERS

WR	Harold Carmichael	LDE	Manny Sistrunk
LT	Stan Walters	NT	Charlie Johnson
LG	Wade Key	RDE	Carl Hairston
C	Guy Morriss	LLB	Reggie Wilkes
RG	Woody Peoples	ILB	Bill Bergey
RT	Jerry Sisemore	ILB	Frank LeMaster
TE	Keith Krepfle	RLB	Drew Mahalic
WR	Ken Payne (9)	LCB	John Outlaw (8)
	Charles Smith (6)		Bob Howard (6)
QB	Ron Jaworski	RCB	Herman Edwards
RB	Wilbert Montgomery	SS	Randy Logan
RB	Mike Hogan	FS	John Sanders

1979 Eagles Statistics



Record: 11-5, 2nd in NFC East Head Coach: Dick Vermeil

S-02	W	23-17	NY Giants	67,366
S-10	L	10-14	Atlanta	66,935
S-16	W	26-14	at New Orleans	54,212
S-23	W	17-13	at NY Giants	74,265
S-30	W	17-14	Pittsburgh	70,352
O-07	W	28-17	Washington	69,142
O-14	W	24-20	at St. Louis	48,367
O-21	L	7-17	at Washington	54,442
O-28	L	13-37	at Cincinnati	42,036
N-04	L	19-24	Cleveland	69,019
N-12	W	31-21	at Dallas	62,417
N-18	W	16-13	St. Louis	70,235
N-25	W	21-10	at Green Bay	50,023
D-02	W	44-7	Detroit	66,128
D-08	L	17-24	Dallas	71,434
D-16	W	26-20	at Houston	49,407
NFC WILD CARD				
D-23	W	27-17	Chicago	69,397
NFC DIVISIONAL PLAYOFF				
D-29	L	17-24	at Tampa Bay	71,402

TEAM STATS

	EAGLES	OPP
Total First Downs	292	273
Rushing	122	128
Passing	150	125
Penalty	20	20
3rd Down: Made/Att	91/225	104/239
3rd Down Pct.	40.4	43.5
4th Down: Made/Att	na	na
4th Down Pct.	na	na
Possession Avg.	na	na
Total Net Yards	5031	4745
Avg. Per Game	314.7	296.6
Total Plays	1011	1019
Avg. Per Play	5.0	4.7
Net Yards Rushing	2421	2271
Avg. Per Game	151.3	141.9
Total Rushes	567	515
Net Yards Passing	2610	2474
Avg. Per Game	163.4	154.6
Sacked/Yards Lost	34/272	45/324
Gross Yards	2882	2798
Att./Completions	410/209	459/243
Completion Pct.	51.0	52.9
Had Intercepted	13	22
Punts/Average	76/38.9	85/39.9
Net Punting Avg.	34.7	33.5
Penalties/Yards	90/689	86/641
Fumbles/Ball Lost	37/16	20/11
Touchdowns	39	34
Rushing	17	16
Passing	21	18
Returns	1	0

<u>Rushing</u>	<u>No.</u>	<u>Yds</u>	<u>Avg</u>	<u>Lg</u>	<u>TD</u>
Montgomery	338	1512	4.5	62t	9
Harris	107	504	4.7	80	2
Campfield	30	165	5.5	40	3
Jaworski	43	119	2.8	21	2
Barnes	25	74	3.0	21	1
Giammona	15	38	2.5	9	0
LeMaster	1	15	15.0	15	0
Carmichael	1	0	0.0	0	0
Carr	1	-1	-1.0	-1	0
Walton	6	-5	-0.8	2	0

Eagles	567	2421	4.3	80	17
Opponents	515	2271	4.4	75	16

<u>Receiving</u>	<u>No.</u>	<u>Yds</u>	<u>Avg</u>	<u>Lg</u>	<u>TD</u>
Carmichael	52	872	16.8	50	11
Krepfle	41	760	18.5	45	3
Montgomery	41	494	12.0	53t	5
Smith	24	399	16.6	39	1
Harris	22	107	4.9	15	0
Campfield	16	115	7.2	17	0
Fitzkee	8	105	13.1	19	1
Spagnola	2	24	12.0	14	0
Barnes	1	6	6.0	6	0
Carr	1	2	2.0	2	0
McRae	1	-2	-2.0	-2	0

Eagles	209	2882	13.8	53t	21
Opponents	243	2798	11.5	78t	18

<u>INTs</u>	<u>No.</u>	<u>Yds</u>	<u>Avg</u>	<u>Lg</u>	<u>TD</u>
Wilson	4	70	17.5	50	0
Logan	3	57	19.0	35	0
Howard	3	34	11.3	34	0
Edwards	3	6	2.0	6	0
Sciarra	2	45	22.5	34	0
Chesley	2	39	19.5	25	0
Bunting	2	13	6.5	13	0
Wilkes	2	0	0.0	0	0
Bergey	1	0	0.0	0	0

Eagles	22	264	12.0	50	0
Opponents	13	132	10.2	23	0

<u>Punting</u>	<u>No</u>	<u>Yds</u>	<u>Avg</u>	<u>Net</u>	<u>TB</u>	<u>Lg</u>	<u>B</u>
Runager	74	2927	39.6	34.8	na	57	1
Franklin	1	32	32.0	32.0	na	32	0
Eagles	76	2959	38.9	34.7	na	57	1
Opponents	85	3392	39.9	33.5	na	62	na

<u>Punt Returns</u>	<u>Ret</u>	<u>FC</u>	<u>Yds</u>	<u>Avg</u>	<u>Lg</u>	<u>TD</u>
Henry	35	7	320	9.1	34	0
Sciarra	16	0	182	11.4	38	0
Giammona	5	0	42	8.4	14	0
Blackmore	1	1	0	0.0	0	0
Eagles	57	8	544	9.5	38	0
Opponents	34	10	200	5.9	24	0

<u>Passing</u>	<u>Att</u>	<u>Cmp</u>	<u>Yds</u>	<u>Cmp%</u>	<u>Yds/Att</u>	<u>TD</u>	<u>TD%</u>	<u>Int</u>	<u>Int%</u>	<u>Lg</u>	<u>Sk/Lost</u>	<u>Rat</u>
Jaworski	374	190	2669	50.8	7.14	18	4.8	12	3.2	53t	na	76.8
Walton	36	19	213	52.8	5.92	3	8.3	1	2.8	31	na	86.9
Eagles	410	209	2882	51.0	7.03	21	5.1	13	3.2	53t	34/272	77.7
Opponents	459	243	2798	52.9	6.10	18	3.9	23	5.0	78	45/324	63.8

<u>Score By Periods</u>	<u>Q1</u>	<u>Q2</u>	<u>Q3</u>	<u>Q4</u>	<u>OT</u>	<u>Pts</u>
Eagles	58	122	86	73	0	339
Opponents	53	67	52	110	0	282

<u>Scoring</u>	<u>TD</u>	<u>Ru</u>	<u>Pa</u>	<u>Rt</u>	<u>PAT</u>	<u>FG</u>	<u>2Pt</u>	<u>Pts</u>
Franklin	0	0	0	0	36-39	23-31	0	105
Montgomery	14	9	5	0			0	84
Carmichael	11	0	11	0			0	66
Campfield	3	3	0	1			0	24
Krepfle	3	0	3	0			0	18
Harris	2	2	0	0			0	12
Jaworski	2	2	0	0			0	12
Barnes	1	1	0	0			0	6
Fitzkee	1	0	1	0			0	6
Smith	1	0	1	0			0	6

Eagles	39	17	21	1	36-39	23-31	0	339
Opp.	34	16	18	0	33-34	15-23	0	282

<u>Kickoff Returns</u>	<u>No.</u>	<u>Yds</u>	<u>Avg</u>	<u>Lg</u>	<u>TD</u>
Henry	28	668	23.9	53	0
Giammona	15	294	19.6	31	0
Campfield	7	251	35.9	92t	1
Wilson	2	0	0.0	0	0
Barnes	1	23	23.0	23	0
Latimer	1	18	18.0	18	0
Montgomery	1	6	6.0	6	0
Smith	1	1	1.0	1	0
Eagles	56	1261	22.5	92t	1
Opponents	69	1267	18.4	38	0

Sacks: Eagles 45.0, Opponents 34.0

Pro Bowl Selections: WR Harold Carmichael, KR Wally Henry, NT Charlie Johnson, SS Randy Logan, RB Wilbert Montgomery, RT Jerry Sisemore, LT Stan Walters

USUAL STARTERS

WR	Harold Carmichael	LDE	Claude Humphrey
LT	Stan Walters	NT	Charlie Johnson
LG	Wade Key	RDE	Carl Hairston
C	Guy Morriss	LLB	John Bunting
RG	Woody Peoples	ILB	Terry Tautolo (8)
RT	Jerry Sisemore		Jerry Robinson (5)
TE	Keith Krepfle	ILB	Frank LeMaster
WR	Charles Smith	RLB	Reggie Wilkes
QB	Ron Jaworski	LCB	Bob Howard
RB	Wilbert Montgomery	RCB	Herman Edwards
RB	Leroy Harris	SS	Randy Logan
		FS	Brenard Wilson

1980 Eagles Statistics



Record: 12-4, 1st in NFC East Head Coach: Dick Vermeil

S-07	W	27-6	Denver	70,307
S-14	W	42-7	at Minnesota	46,460
S-22	W	35-3	NY Giants	70,767
S-28	L	14-24	at St. Louis	49,079
O-05	W	24-14	Washington	69,044
O-12	W	31-16	at NY Giants	71,051
O-19	W	17-10	Dallas	70,696
O-26	W	17-14	Chicago	68,752
N-02	W	27-20	at Seattle	61,046
N-09	W	34-21	at New Orleans	44,340
N-16	W	24-0	at Washington	51,897
N-23	W	10-7	Oakland	68,585
N-30	L	21-22	at San Diego	51,760
D-07	L	17-20	Atlanta	70,205
D-14	W	17-3	St. Louis	68,969
D-21	L	27-35	at Dallas	62,548

NFC DIVISIONAL PLAYOFF

J-03	W	31-16	Minnesota	68,434
------	---	-------	-----------	--------

NFC CHAMPIONSHIP GAME

J-11	W	20-7	Dallas	70,696
------	---	------	--------	--------

SUPER BOWL XV (at New Orleans)

J-25	L	10-27	Oakland	75,500
------	---	-------	---------	--------

TEAM STATS

	EAGLES	OPP
Total First Downs	326	270
Rushing	118	87
Passing	186	157
Penalty	22	26
3rd Down: Made/Att	89/217	84/245
3rd Down Pct.	41.0	34.3
4th Down: Made/Att	na	na
4th Down Pct.	na	na
Possession Avg.	na	na
Total Net Yards	5519	4428
Avg. Per Game	344.9	276.8
Total Plays	1037	1032
Avg. Per Play	5.3	4.3
Net Yards Rushing	1995	1603
Avg. Per Game	124.7	100.1
Total Rushes	528	445
Net Yards Passing	3524	2825
Avg. Per Game	220.3	176.6
Sacked/Yards Lost	33/247	44/355
Gross Yards	3771	3180
Att./Completions	477/275	543/265
Completion Pct.	57.7	48.8
Had Intercepted	12	25
Punts/Average	76/38.8	89/41.3
Net Punting Avg.	33.7	33.2
Penalties/Yards	96/809	87/749
Fumbles/Ball Lost	29/16	28/11
Touchdowns	48	26
Rushing	19	8
Passing	28	16
Returns	1	2

Rushing	No.	Yds	Avg	Lg	TD
Montgomery	193	778	4.0	72t	8
Giammona	98	361	3.7	44	4
L.Harris	104	330	3.2	22	3
Harrington	32	166	5.2	19t	2
Campfield	44	120	2.7	19	1
Jaworski	27	95	3.5	19	1
Hogan	12	44	3.7	12	1
C.Smith	5	33	6.6	16	0
LeMaster	2	21	10.5	11	0
Fitzkee	1	15	15.0	15	0
Sciarra	3	11	3.7	9	0
Dixon	2	8	0.3	0	0
Culbreath	1	3	0.3	3	0
Pisarcik	3	-3	-1.0	-3	0

Eagles	528	1995	3.8	72t	20
Opponents	445	1603	3.6	37t	8

Receiving	No.	Yds	Avg	Lg	TD
Montgomery	50	407	8.1	46	2
Carmichael	48	815	17.0	56t	9
C.Smith	47	825	17.6	31	3
Krepfle	30	450	15.0	27	4
Campfield	26	275	10.6	50	2
Spagnola	18	193	10.7	20	3
Giammona	17	178	10.4	30	1
L.Harris	15	207	13.8	51	1
Parker	9	148	16.4	30	1
Fitzkee	6	169	28.2	45t	2
Henry	4	68	17.0	20	0
Harrington	3	24	8.0	17	0

Eagles	275	3771	13.7	56t	28
Opponents	265	3180	12.0	86t	16

INTs	No.	Yds	Avg	Lg	TD
Wilson	6	79	13.2	41	0
Young	4	27	6.8	26	0
Edwards	3	12	4.0	9	0
Johnson	3	9	3.0	9	0
Robinson	2	13	6.5	13	0
Blackmore	2	0	0.0	0	0
Logan 1-16; Bergey 1-7; LeMaster 1-7; Hairston 1-0; Wilkes 1-0					

Eagles	25	170	6.9	41	0
Opponents	12	220	18.3	70t	1

Punting	No	Yds	Avg	Net	TB	Lg	B
Runager	75	2947	39.3	33.7	na	58	1

Eagles	76	2947	38.8	33.7	na	58	1
Opponents	89	3673	41.3	33.2	na	62	na

Score By Periods	Q1	Q2	Q3	Q4	OT	Pts
Eagles	56	102	96	130	0	384
Opponents	63	60	55	44	0	222

Passing	Att	Cmp	Yds	Cmp%	Yds/Att	TD	TD%	Int	Int%	Lg	Sk/Lost	Rat
Jaworski	451	257	3529	57.0	7.82	27	6.0	12	2.7	56t	na	91.0
Pisarcik	22	15	187	68.2	8.50	0	0.0	0	0.0	46	na	94.3
Giammona	3	3	55	100.0	18.33	1	33.3	0	0.0	27	na	158.3
Montgomery	1	0	0	0.0	0.00	0	0.0	0	0.0	0	na	39.6
Eagles	477	275	3771	57.7	7.91	28	5.9	12	2.5	56t	33/247	92.1
Opponents	543	265	3180	48.8	5.86	16	2.9	25	4.6	86t	44/355	57.8

Scoring	TD	Ru	Pa	Rt	PAT	FG	2Pt	Pts
Franklin	0	0	0	0	48-48	16-31	0	96
Montgomery	10	8	2	0			0	60
Carmichael	9	0	9	0			0	54
Giammona	5	4	1	0			0	30
L.Harris	4	3	1	0			0	24
Krepfle	4	0	4	0			0	24
Campfield	3	1	2	0			0	18
C.Smith	3	0	3	0			0	18
Spagnola	3	0	3	0			0	18
Fitzkee	2	0	2	0			0	12
Harrington	1	1	0	0			0	6
Hogan	1	1	0	0			0	6
Jaworski	1	1	0	0			0	6
Parker	1	0	1	0			0	6
Robinson	1	0	0	1			0	6

Eagles	48	19	28	1	48-48	16-31	0	384
Opp.	26	8	16	2	24-26	14-26	0	222

Kickoff Returns	No.	Yds	Avg	Lg	TD
Campfield	26	540	20.8	33	0
Henry	7	154	22.0	39	0
Giammona	7	82	11.7	16	0
Harrington	6	104	17.3	30	0
Dixon	2	30	15.0	15	0
Montgomery 1-23; Blue 1-16; R. Baker 1-6; Clarke 1-0; Spagnola 1-0					

Eagles	53	955	18.0	39	0
Opponents	69	1307	18.9	41	0

Punt Returns	Ret	FC	Yds	Avg	Lg	TD
Sciarra	36	1	330	9.2	32	0
Henry	26	1	222	8.5	30	0
Giammona	1	0	8	8.0	8	0

Eagles	63	2	560	8.9	32	0
Opponents	35	9	224	6.4	21	0

Sacks: Eagles 44.0, Opponents 33.0

Pro Bowl Selections: WR Harold Carmichael, QB Ron Jaworski, NT Charlie Johnson, SS Randy Logan

USUAL STARTERS

WR	H. Carmichael	LDE	Dennis Harrison
LT	Stan Walters	NT	Charlie Johnson
LG	Pete Perot	RDE	Carl Hairston
C	Guy Morriss	LLB	John Bunting
RG	Woody Peoples	ILB	Bill Bergey
RT	Jerry Sisemore	ILB	Frank LeMaster
TE	Keith Krepfle	RLB	Jerry Robinson
WR	Charles Smith	LCB	Roynell Young
QB	Ron Jaworski	RCB	Herman Edwards
RB	Wilbert Montgomery	SS	Randy Logan
RB	Leroy Harris	FS	Brenard Wilson

1981 Eagles Statistics



Record: 10-6, 2nd in NFC East Head Coach: Dick Vermeil

S-06	W	24-10	at NY Giants	72,459
S-13	W	13-3	New England	71,089
S-17	W	20-14	at Buffalo	78,331
S-27	W	36-13	Washington	70,664
O-05	W	16-13	Atlanta	71,488
O-11	W	31-14	at New Orleans	52,728
O-18	L	23-35	at Minnesota	45,459
O-25	W	20-10	Tampa Bay	70,714
N-01	L	14-17	Dallas	72,111
N-08	W	52-10	at St. Louis	48,421
N-15	W	38-13	Baltimore	68,613
N-22	L	10-20	NY Giants	66,327
N-30	L	10-13	at Miami	67,797
D-06	L	13-15	at Washington	52,206
D-13	L	10-21	at Dallas	64,955
D-20	W	38-0	St. Louis	56,636
NFC WILD CARD				
D-27	L	21-27	NY Giants	71,611

TEAM STATS

	EAGLES	OPP
Total First Downs	332	266
Rushing	157	102
Passing	150	137
Penalty	25	27
3rd Down: Made/Att	95/214	101/236
3rd Down Pct.	44.4	42.9
4th Down: Made/Att	na	na
4th Down Pct.	na	na
Possession Avg.	na	na
Total Net Yards	5553	4447
Avg. Per Game	347.1	277.9
Total Plays	1058	1023
Avg. Per Play	5.2	4.3
Net Yards Rushing	2509	1751
Avg. Per Game	156.8	109.4
Total Rushes	559	476
Net Yards Passing	3044	2696
Avg. Per Game	190.3	168.5
Sacked/Yards Lost	22/205	40/354
Gross Yards	3249	3050
Att./Completions	476/258	507/248
Completion Pct.	54.2	48.9
Had Intercepted	22	26
Punts/Average	64/40.3	76/40.7
Net Punting Avg.	34.6	33.8
Penalties/Yards	113/855	90/798
Fumbles/Ball Lost	33/17	40/21
Touchdowns	44	26
Rushing	17	11
Passing	25	12
Returns	2	3

Score By Periods

	Q1	Q2	Q3	Q4	OT	Pts
Eagles	71	125	82	90	0	368
Opponents	42	64	24	91	0	221

Rushing

	No.	Yds	Avg	Lg	TD
Montgomery	286	1402	4.9	41	8
Oliver	74	329	4.4	39	1
Harrington	34	140	4.1	16	2
Murray	23	134	5.8	20	0
Jaworski	22	128	5.8	26	0
Russell	41	123	3.0	17	4
Campfield	31	115	3.7	13	1
Giammona	33	98	3.0	9	1
Atkins	1	21	21.0	21	0
LeMaster	1	7	7.0	7	0
R.Smith	1	7	7.0	7	0
C.Smith	2	5	2.5	5	0
Carmichael	1	1	1.0	1	0
Pisarcik	7	1	0.1	10	0
Sciarra	1	0	0.0	0	0
Henry	1	-2	-2.0	-2	0

Eagles	559	2509	4.5	41	17
Opponents	476	1751	3.7	73	11

Receiving

	No.	Yds	Avg	Lg	TD
Carmichael	61	1028	16.9	85t	6
Montgomery	49	521	10.6	35t	2
C.Smith	38	564	14.8	32	4
Campfield	36	326	9.1	29t	3
Krepfle	20	210	10.5	26	5
Oliver	10	37	3.7	27	0
Henry	9	145	16.1	44t	2
Harrington	9	27	3.0	12	0
Parker	8	168	21.0	55t	2
Spagnola	6	83	13.8	28	0
Giammona	6	54	9.0	19	1
R.Smith	4	84	21.0	42	0

Eagles	258	3249	12.6	85t	25
Opponents	248	3050	12.3	50t	12

INTs

	No.	Yds	Avg	Lg	TD
Wilson	5	74	14.8	26	0
Young	4	35	8.8	33	0
Edwards	3	1	0.3	1	0
Chesley	2	66	33.0	35	0
Blackmore	2	43	21.5	25	0
LeMaster	2	28	14.0	22	0
Wilkes	2	18	9.0	11	0
Logan	2	-1	-0.5	-1	0

Robinson 1-3; Johnson 1-0; Phillips 1-0; Sciarra 1-0					
Eagles	26	270	10.4	35	0
Opponents	22	357	16.2	52t	2

Punting

	No	Yds	Avg	Net	TB	Lg	B
Runager	63	2567	40.7	34.9	6	64	na
Franklin	1	13	13.0	13.0	0	13	na
Eagles	64	2580	40.3	34.6	6	64	na
Opponents	76	3092	40.7	33.8	na	75	na

Passing

	Att	Cmp	Yds	Cmp%	Yds/Att
Jaworski	461	250	3095	54.2	6.71
Pisarcik	15	8	154	53.3	10.27
Eagles	476	258	3249	54.2	6.83
Opponents	507	248	3050	48.9	6.02

Scoring

	TD	Ru	Pa	Rt	PAT	FG	2Pt	Pts
Franklin	0	0	0	0	41-43	20-31	0	101
Montgomery	10	8	2	0			0	60
Carmichael	6	0	6	0			0	36
Krepfle	5	0	5	0			0	30
Campfield	4	1	3	0			0	24
Russell	4	4	0	0			0	24
C.Smith	4	0	4	0			0	24
Giammona	2	1	1	0			0	12
Harrington	2	2	0	0			0	12
Henry	2	2	0	0			0	12
Parker	2	0	2	0			0	12
G.Brown	1	0	0	1			0	6
LeMaster	1	0	0	1			0	6
Oliver	1	1	0	0			0	6
Clarke	0	0	0	0			1	2
Wilkes	0	0	0	0	1-1	0-0	0	1

Eagles	44	17	25	2	42-44	20-31	0	368
Opp.	26	11	12	3	23-26	14-28	0	221

Field Goals

	1-19	20-29	30-39	40-49	50+
Franklin	0/0	5/5	7/9	7/13	1/4
Eagles	0/0	5/5	7/9	7/13	1/4
Opponents	1/2	5/6	4/6	4/13	0/1

Kickoff Returns

	No.	Yds	Avg	Lg	TD
Henry	25	533	21.3	43	0
Campfield	12	223	18.6	32	0
Russell	2	28	14.0	20	0

Giammona 1-19; Atkins 1-15; Murray 1-14; Clarke 1-0					
Eagles	43	832	19.3	43	0
Opponents	60	1304	21.7	57	0

Punt Returns

	Ret	FC	Yds	Avg	Lg	TD
Henry	54	8	396	7.3	52	0
Sciarra	4	0	26	6.5	10	0
Eagles	58	8	422	7.3	52	0
Opponents	34	1	246	7.2	21	0

Sacks: Eagles 40.0, Opponents 22.0

Pro Bowl Selections: NT Charlie Johnson, LB Frank LeMaster, LB Jerry Robinson, RT Jerry Sisemore, CB Roynell Young

USUAL STARTERS

WR	H. Carmichael	LDE	Dennis Harrison
LT	Stan Walters	NT	Charlie Johnson
LG	Steve Kenney	RDE	Carl Hairston
C	Guy Morriss	LLB	John Bunting (8)
RG	Ron Baker		Reggie Wilkes (8)
RT	Jerry Sisemore	ILB	Al Chesley
TE	Keith Krepfle	ILB	Frank LeMaster
WR	Charles Smith	RLB	Jerry Robinson
QB	Ron Jaworski	LCB	Roynell Young
RB	Wilbert Montgomery	RCB	Herman Edwards
RB	Hubie Oliver	SS	Randy Logan
		FS	Brenard Wilson

	TD	TD%	Int	Int%	Lg	Sk/Lost	Rat
Jaworski	23	5.0	20	4.3	85t	na	73.8
Pisarcik	2	13.3	2	13.3	44t	na	89.3
Eagles	25	5.3	22	4.6	85t	22/205	73.9
Opponents	12	2.4	26	5.1	50t	40/354	54.4

1982 Eagles Statistics



Record: 3-6, 13th in NFC
Head Coach: Dick Vermeil

S-12	L	34-37	ot Washington	68,885
S-19	W	24-21	at Cleveland	78,830
N-21	L	14-18	Cincinnati	65,172
N-28	L	9-13	at Washington	48,313
D-05	L	20-23	St. Louis	63,622
D-11	L	7-23	at NY Giants	66,053
D-19	W	35-14	Houston	44,119
D-26	W	24-20	at Dallas	46,199
J-02	L	24-26	NY Giants	55,797

Note: As a result of a 57-day NFL players' strike, the NFL schedule was reduced from 16 weeks to 9 weeks.

TEAM STATS

	EAGLES	OPP
Total First Downs	157	177
Rushing	48	68
Passing	100	100
Penalty	9	9
3rd Down: Made/Att	32/106	61/140
3rd Down Pct.	30.2	43.6
4th Down: Made/Att	7/11	2/4
4th Down Pct.	63.6	50.0
Possession Avg.	na	na
Total Net Yards	2685	2938
Avg. Per Game	298.3	326.4
Total Plays	531	614
Avg. Per Play	5.1	4.8
Net Yards Rushing	828	1031
Avg. Per Game	92.1	114.6
Total Rushes	211	299
Net Yards Passing	1856	1907
Avg. Per Game	206.2	211.9
Sacked/Yards Lost	31/244	30/229
Gross Yards	2100	2136
Att./Completions	288/168	285/168
Completion Pct.	58.3	58.9
Had Intercepted	13	15
Punts/Average	44/40.5	38/36.8
Net Punting Avg.	32.9	33.4
Penalties/Yards	38/253	45/341
Fumbles/Ball Lost	26/10	21/12
Touchdowns	25	19
Rushing	11	5
Passing	12	14
Returns	2	0

Passing	Att	Cmp	Yds	Cmp%	Yds/Att	TD	TD%	Int	Int%	Lg	Sk/Lost	Ret
Jaworski	286	167	2076	58.4	7.30	12	4.2	12	4.2	57	31/244	77.5
Pisarcik	1	1	24	100.0	24.00	0	0.0	0	0.0	24	0/0	118.8
Giammona	1	0	0	0.0	0.00	0	0.0	1	100.0	0	0/0	0.0
Eagles	288	168	2100	58.3	7.30	12	4.2	13	4.5	57	31/244	76.2
Opponents	285	168	2136	58.9	7.50	14	4.9	15	5.3	78t	30/229	76.9

Rushing	No.	Yds	Avg	Lg	TD
Montgomery	114	515	4.5	90t	7
Harrington	56	231	4.1	37	1
L.Harris	17	39	2.3	14	2
Giammona	11	29	3.6	8	1
Jaworski	10	9	0.9	6	0
Hoover	1	5	5.0	5	0
Campfield	1	2	2.0	2	0
LeMaster	1	-2	-2.0	-2	0

Eagles	211	828	3.9	90t	11
Opponents	299	1031	3.4	32	5

Receiving	No.	Yds	Avg	Lg	TD
Carmichael	35	540	15.4	44t	4
R.Smith	34	475	14.0	41t	1
Spagnola	26	313	12.0	57	2
Montgomery	20	258	12.9	42t	2
Campfield	14	141	10.1	24	1
Harrington	13	74	5.7	18	0
Quick	10	156	15.6	49t	1
Giammona	8	67	8.4	16	0
Kab	4	35	8.8	13	1
L.Harris	3	17	5.6	9	0
Sampleton	1	24	24.0	24	0

Eagles	168	2100	12.5	57	12
Opponents	168	2136	12.7	78t	14

INTs	No.	Yds	Avg	Lg	TD
Edwards	5	3	0.6	3	0
Young	4	3	0.8	3	0
J.Robinson	3	19	6.3	12	0
Blackmore	1	20	20.0	20t	1
Bunting	1	0	0.0	0	0
Wilson	1	0	0.0	0	0

Eagles	15	45	3.0	20t	1
Opponents	13	87	6.7	37	0

Punting	No	Yds	Avg	Net	TB	Lg	B
Runager	44	1784	40.5	32.9	1	53	0
Eagles	44	1784	40.5	32.9	1	53	0
Opponents	38	1398	36.8	33.4	1	55	0

Punt Returns	Ret	FC	Yds	Avg	Lg	TD
Henry	20	2	103	5.2	11	0
Sciarra	2	2	5	2.5	5	0
Giammona	0	1	0	0.0	0	0

Eagles	22	5	108	4.9	11	0
Opponents	31	0	316	10.2	33	0

Score By Periods	Q1	Q2	Q3	Q4	OT	Pts
Eagles	45	34	36	76	0	191
Opponents	36	76	30	50	3	195

Scoring	TD	Ru	Pa	Rt	PAT	FG	2Pt	Pts
Montgomery	9	7	2	0			0	54
Franklin	0	0	0	0	23-25	6-9	0	41
Carmichael	4	0	4	0			0	24
L.Harris	2	2	0	0			0	12
Spagnola	2	0	2	0			0	12
Blackmore	1	0	0	1			0	6
G.Brown	1	0	0	1			0	6
Campfield	1	0	1	0			0	6
Giammona	1	1	0	0			0	6
Harrington	1	1	0	0			0	6
Kab	1	0	1	0			0	6
Quick	1	0	1	0			0	6
R.Smith	1	0	1	0			0	6

Eagles	25	11	12	2	23-25	6-9	0	191
Opp.	19	5	14	0	19-19	20-22	0	195

Field Goals	1-19	20-29	30-39	40-49	50+
Franklin	0/0	1/1	1/2	4/5	0/1

Eagles	0/0	1/1	1/2	4/5	0/1
Opponents	2/2	6/6	7/8	5/6	0/0

Franklin: (44G,44G) (47G) (44N) (52N,41G) (54N) () () (22G) (35G)

Kickoff Returns	No.	Yds	Avg	Lg	TD
Henry	24	541	22.5	44	0
Hoover	7	113	16.1	43	0
Murray	3	42	14.0	16	0
Campfield	2	30	15.0	16	0
Slater	2	30	15.0	15	0
Montgomery	1	12	12.0	12	0
Eagles	39	768	19.7	44	0
Opponents	39	885	22.7	58	0

Sacks: Harrison 10.5, Clarke 4.5, Hairston 4.0, G.Brown 4.0, Bunting 3.0, LeMaster 2.0, J.Robinson 1.0, Wilkes 1.0, Eagles 30.0, Opponents 31.0

Leading Tacklers: J.Robinson 95, Clarke 85, Harrison 66, LeMaster 62, Hairston 60, Bunting 55, Wilson 43, Wilkes 42, Logan 24, Young 21

Pro Bowl Selections: DE Dennis Harrison

USUAL STARTERS

WR	H. Carmichael	LDE	Dennis Harrison
LT	Stan Walters	NT	Ken Clarke
LG	Steve Kenney	RDE	Carl Hairston
C	Guy Morriss	LLB	John Bunting
RG	Ron Baker	ILB	Jerry Robinson
RT	Jerry Sisemore	ILB	Frank LeMaster
TE	John Spagnola	RLB	Reggie Wilkes
WR	Ron Smith	LCB	Roynell Young
QB	Ron Jaworski	RCB	Herman Edwards
RB	Wilbert Montgomery	SS	Randy Logan
FB	Perry Harrington	FS	Brenard Wilson

1983 Eagles Statistics



Record: 5-11, 4th in NFC East
Head Coach: Marion Campbell

S-03	W	22-17	at San Francisco	55,775
S-11	L	13-23	Washington	69,542
S-18	W	13-10	at Denver	74,202
S-25	L	11-14	St. Louis	64,465
O-02	W	28-24	at Atlanta	50,621
O-09	W	17-13	at NY Giants	73,291
O-16	L	7-37	at Dallas	63,070
O-23	L	6-7	Chicago	45,263
O-30	L	21-22	Baltimore	59,150
N-06	L	20-27	Dallas	71,236
N-13	L	14-17	at Chicago	47,524
N-20	L	0-23	NY Giants	57,977
N-27	L	24-28	at Washington	54,324
D-04	W	13-9	LA Rams	32,867
D-11	L	17-20	otNew Orleans	45,182
D-18	L	7-31	at St. Louis	21,902

TEAM STATS

	EAGLES	OPP
Total First Downs	253	310
Rushing	91	144
Passing	150	149
Penalty	12	17
3rd Down: Made/Att	68/203	101/245
3rd Down Pct.	33.5	41.2
4th Down: Made/Att	6/11	11/16
4th Down Pct.	54.5	68.8
Possession Avg.	na	na
Total Net Yards	4534	5447
Avg. Per Game	283.4	340.4
Total Plays	945	1108
Avg. Per Play	4.8	4.9
Net Yards Rushing	1417	2655
Avg. Per Game	88.6	165.9
Total Rushes	402	633
Net Yards Passing	3117	2792
Avg. Per Game	194.8	174.5
Sacked/Yards Lost	57/415	36/256
Gross Yards	3532	3048
Att./Completions	486/252	430/247
Completion Pct.	51.9	57.4
Had Intercepted	18	8
Punts/Average	86/40.9	80/37.8
Net Punting Avg.	33.4	33.5
Penalties/Yards	79/637	89/755
Fumbles/Ball Lost	37/18	30/15
Touchdowns	27	34
Rushing	5	14
Passing	22	20
Returns	0	0

Passing	Att	Cmp	Yds	Cmp%	Yds/Att	TD	TD%	Int	Int%	Lg	Sk/Lost	Rat
Jaworski	446	235	3315	52.7	7.43	20	4.5	18	4.0	83t	53/385	75.1
Pisarcik	34	16	172	47.1	5.06	1	2.9	0	0.0	33	4/30	72.2
Pastorini	5	0	0	0.0	0.00	0	0.0	0	0.0	0	0/0	39.6
Carmichael	1	1	45	100.0	45.00	1	100.0	0	0.0	45t	0/0	158.3
Eagles	486	252	3532	51.9	7.27	22	4.5	18	3.7	83t	57/415	75.2
Opponents	430	247	3048	57.4	7.09	20	4.7	8	1.9	73t	36/256	87.2

Rushing	No.	Yds	Avg	Lg	TD
Oliver	121	434	3.6	24	1
M.Williams	103	385	3.7	32	0
Haddix	91	220	2.4	11	2
Montgomery	29	139	4.8	32	0
Jaworski	25	129	5.2	29	1
Harrington	23	98	4.3	35	1
Everett	5	7	1.4	7	0
Runager	1	6	6.0	6	0
Pastorini	1	0	0.0	0	0
Pisarcik	3	-1	-0.3	0	0

Eagles	402	1417	3.5	35	5
Opponents	633	2655	4.2	39	14

Receiving	No.	Yds	Avg	Lg	TD
Quick	69	1409	20.4	83t	13
Oliver	49	421	8.6	25	2
Carmichael	38	515	13.6	35	3
Haddix	23	254	11.0	34	0
Kab	18	195	10.8	25	1
M.Williams	17	142	8.4	29	0
Hoover	10	221	22.1	68	0
Montgomery	9	53	5.9	13	0
Woodruff	6	70	11.7	29t	2
Dixon	4	54	13.5	22	0
G.Young	3	125	41.7	71t	1
Sampleton	2	28	14.0	19	0
Everett	2	18	9.0	11	0

Harrington 1-19; R. Smith 1-8

Eagles	252	3532	14.0	83t	22
Opponents	247	3048	12.3	73t	20

INTs	No.	Yds	Avg	Lg	TD
Griggs	3	61	20.3	32	0

Ellis 1-18; Edwards 1-0; Foules 1-0; Logan 1-0; Young 1-0

Eagles	8	79	9.9	32	0
Opponents	18	155	8.6	29	0

Punting	No	Yds	Avg	Net	TB	Lg	B
Runager	59	2459	41.7	34.2	5	55	0
Skladany	27	1062	39.4	31.5	2	51	0
Eagles	86	3521	40.9	33.4	7	55	0
Opponents	80	3020	37.8	33.5	4	59	1

Punt Returns	Ret	FC	Yds	Avg	Lg	TD
Sciarra	22	3	115	5.2	14	0
G.Young	14	3	93	6.6	23	0
Hoover	7	4	44	6.3	13	0
Foules	1	0	7	7.0	7	0
Logan	1	0	0	0.0	0	0

Eagles	45	10	259	5.8	23	0
Opponents	57	4	511	9.0	25	0

Score By Periods	Q1	Q2	Q3	Q4	OT	Pts
Eagles	58	54	61	60	0	233
Opponents	47	128	53	91	3	322

Scoring	TD	Ru	Pa	Rt	PAT	FG	2Pt	Pts
Quick	13	0	13	0			0	78
Franklin	0	0	0	0	24-27	15-26	0	69
Carmichael	3	0	3	0			0	18
Oliver	3	1	2	0			0	18
Haddix	2	2	0	0			0	12
Woodruff	2	0	2	0			0	12
Harrington	1	1	0	0			0	6
Jaworski	1	1	0	0			0	6
Kab	1	0	1	0			0	6
G.Young	1	0	1	0			0	6
Team	0	0	0	0			1	2

Eagles	27	5	22	0	24-27	15-26	1	233
Opp.	34	14	20	0	34-34	28-37	0	322

Field Goals	1-19	20-29	30-39	40-49	50+
Franklin	1/1	5/5	6/9	2/8	1/3
Eagles	1/1	5/5	6/9	2/8	1/3
Opponents	0/0	12/14	10/13	4/6	2/4

Franklin: (44G,44G) (47G) (44N) (52N,41G) (54N) () ()
(22G) (35G)

Kickoff Returns	No.	Yds	Avg	Lg	TD
G.Young	27	565	20.9	52	0
Everett	14	275	19.6	46	0
Ellis	7	119	17.0	25	0
Harrington	4	79	19.8	26	0
M.Williams	3	59	19.7	26	0
Haddix	3	51	17.0	24	0
Fritzsche	2	17	8.5	15	0
Darby	2	3	1.5	3	0
Eagles	62	1168	18.8	52	0
Opponents	45	804	17.9	30	0

Sacks: Harrison 11.5, G.Brown 8.5, Hairston 5.0, Armstrong 3.5, J.Williams 2.5, Clarke 1.0, Darby 1.0, Griggs 1.0, Hopkins 1.0, J.Robinson 1.0,
Eagles 36.0, Opponents 57.0

Leading Tacklers: J.Robinson 177, Griggs 129, Clarke 110, J.Williams 105, Hopkins 105, Harrison 102, G.Brown 74, Wilkes 66, R.Young 56, Logan 56

Pro Bowl Selections: WR Mike Quick

USUAL STARTERS

WR	H. Carmichael	LDE	Dennis Harrison
LT	Stan Walters	NT	Ken Clarke
LG	Steve Kenney	RDE	Carl Hairston
C	Guy Morris	LLB	Reggie Wilkes
RG	Ron Baker	ILB	Jerry Robinson
RT	Jerry Sisemore	ILB	Anthony Griggs
TE	Vito Kab	RLB	Joel Williams
WR	Mike Quick	LCB	Roynell Young
QB	Ron Jaworski	RCB	Herman Edwards
RB	Michael Williams (9)	SS	Randy Logan
	Michael Haddix (6)	FS	Wes Hopkins
FB	Hubie Oliver		

1984 Eagles Statistics



Record: 6-9-1, 5th in NFC East
Head Coach: Marion Campbell

S-02	L	27-28	at NY Giants	71,520
S-09	W	19-17	Minnesota	55,942
S-16	L	17-23	at Dallas	64,521
S-23	L	9-21	San Francisco	62,771
S-30	L	0-20	at Washington	53,064
O-07	W	27-17	at Buffalo	37,555
O-14	W	16-7	Indianapolis	50,277
O-21	W	24-10	NY Giants	64,677
O-28	L	14-34	St. Louis	54,310
N-04	T	23-23	at Detroit	59,141
N-11	L	23-24	at Miami	70,227
N-18	W	16-10	Washington	63,117
N-25	L	16-17	at St. Louis	39,858
D-02	L	10-26	Dallas	66,322
D-09	W	27-17	New England	41,581
D-16	L	10-26	at Atlanta	15,582

TEAM STATS

	EAGLES	OPP
Total First Downs	280	307
Rushing	83	123
Passing	176	171
Penalty	21	13
3rd Down: Made/Att	76/231	104/251
3rd Down Pct.	32.9	41.4
4th Down: Made/Att	9/17	6/11
4th Down Pct.	52.9	54.5
Possession Avg.	na	na
Total Net Yards	4698	5239
Avg. Per Game	293.6	327.4
Total Plays	1047	1109
Avg. Per Play	4.5	4.7
Net Yards Rushing	1338	2189
Avg. Per Game	83.6	136.8
Total Rushes	381	556
Net Yards Passing	3360	3050
Avg. Per Game	210.0	190.6
Sacked/Yards Lost	60/463	60/456
Gross Yards	3823	3506
Att./Completions	606/331	492/262
Completion Pct.	54.6	53.3
Had Intercepted	17	20
Punts/Average	92/42.2	89/39.3
Net Punting Avg.	35.6	33.6
Penalties/Yards	77/632	96/904
Fumbles/Ball Lost	23/16	32/11
Touchdowns	27	36
Rushing	6	12
Passing	19	22
Returns	2	2

Passing	Att	Cmp	Yds	Cmp%	Yds/Att	TD	TD%	Int	Int%	Lg	Sk/Lost	Rate
Jaworski	427	234	2754	54.8	6.45	16	3.7	14	3.3	90t	34/270	73.4
Pisarcik	176	96	1036	54.5	5.89	3	1.7	3	1.7	40	25/183	70.7
Montgomery	2	0	0	0.0	0.00	0	0.0	0	0.0	0	1/10	39.6
May	1	1	33	100.0	33.00	0	0.0	0	0.0	33	0/0	118.8
Eagles	606	331	3823	54.6	6.31	19	3.1	17	2.8	90t	60/463	72.6
Opponents	492	262	3506	53.3	7.13	22	4.5	20	4.1	68	60/456	74.1

Rushing	No.	Yds	Avg	Lg	TD
Montgomery	201	789	3.9	27	2
Oliver	72	263	3.7	17	0
Haddix	48	130	2.7	21	1
M.Williams	33	83	2.5	8	0
Hardy	14	41	2.9	10	0
Pisarcik	7	19	2.7	16	2
Jaworski	5	18	3.6	10	1
Quick	1	-5	-5.0	-5	0

Eagles	381	1338	3.5	27	6
Opponents	556	2189	3.9	34	12

Receiving	No.	Yds	Avg	Lg	TD
Spagnola	65	701	10.8	34	1
Quick	61	1052	17.2	90t	9
Montgomery	60	501	8.4	28	0
Haddix	33	231	7.0	22	0
Oliver	32	142	4.4	21	0
Woodruff	30	484	16.1	38	3
K.Jackson	26	398	15.3	83t	1
Kab	9	102	11.3	26	3
M.Williams	7	47	6.7	15	0
Hoover	6	143	23.8	44	2
Hardy	2	22	11.0	13	0

Eagles	331	3823	11.5	90t	19
Opponents	262	3506	13.4	68	22

INTs	No.	Yds	Avg	Lg	TD
Ellis	7	119	17.0	31	0
Hopkins	5	107	21.4	33	0
Foules	4	27	6.8	20	0
Edwards	2	0	0.0	0	0
Wilson	1	28	28.0	28	0
Wilkes	1	6	6.0	6	0

Eagles	20	287	14.4	33	0
Opponents	17	211	12.4	43	1

Punting	No	Yds	Avg	Net	TB	Lg	B
Horan	92	3880	42.2	35.6	6	69	0
Eagles	92	3880	42.2	35.6	6	69	0
Opponents	89	3497	39.3	33.6	13	64	2

Kickoff Returns	No.	Yds	Avg	Lg	TD
Hayes	22	441	20.0	44	0
Cooper	17	296	17.4	48	0
Waters	13	319	24.5	89t	1
Everett	3	40	13.3	18	0
Ellis	2	25	12.5	15	0
Hardy	1	20	20.0	20	0
Strauthers	1	12	12.0	12	0
Eagles	59	1153	19.5	89t	1
Opponents	69	1298	18.8	51	0

Score By Periods	Q1	Q2	Q3	Q4	OT	Pts
Eagles	64	76	53	85	0	278
Opponents	61	102	74	83	0	320

Scoring	TD	Ru	Pa	Rt	PAT	FG	2Pt	Pts
McFadden	0	0	0	0	26-27	30-37	0	116
Quick	9	0	9	0			0	54
Kab	3	0	3	0			0	18
Woodruff	3	0	3	0			0	18
Hoover	2	0	2	0			0	12
Montgomery	2	2	0	0			0	12
Pisarcik	2	2	0	0			0	12
Haddix	1	1	0	0			0	6
K.Jackson	1	0	1	0			0	6
Jaworski	1	1	0	0			0	6
Kraynak	1	0	0	1			0	6
Spagnola	1	0	1	0			0	6
Waters	1	0	0	1			0	6

Eagles	27	6	19	2	26-27	30-37	0	278
Opp.	36	12	22	2	36-36	22-35	1	320

Field Goals	1-19	20-29	30-39	40-49	50+
McFadden	0/0	4/5	13/16	10/12	3/4
Eagles	0/0	4/5	13/16	10/12	3/4
Opponents	2/2	6/8	10/14	3/7	1/4

McFadden: (47G,37N,41G) (27G,37G,49G,37G) (39G,39N) (35G,32G,33G) (1) (36G,22G) (34G,32G,33G) (45G,52N) (1) (52G,51G,40G) (45G) (43G,34G,41G,44N) (31G,43G,26N,32G) (23G) (50G,46G,48N) (20G,37N)

Punt Returns	Ret	FC	Yds	Avg	Lg	TD
Cooper	40	19	250	6.3	16	0
Eagles	40	19	250	6.3	16	0
Opponents	58	7	486	8.4	46	0

Sacks: G.Brown 16.0, D.Harrison 12.0, Clarke 10.5, Darby 5.0, Armstrong 3.0, Griggs 3.0, Strauthers 2.0, Wilkes 2.0, Hopkins 1.5, Schulz 1.5, J.Williams 1.5, J.Robinson 1.0, Team 1.0, **Eagles 60.0, Opponents 60.0**

Leading Tacklers: J.Robinson 143, G.Brown 128, Hopkins 128, Clarke 123, Ellis 107, Griggs 106, J.Williams 97, D.Harrison 93, Wilkes 50, Edwards 48

Pro Bowl Selections: WR Mike Quick

USUAL STARTERS

WR	Kenny Jackson (9)	LDE	Dennis Harrison
	Tony Woodruff (6)	NT	Ken Clarke
LT	Dean Miraldi	RDE	Greg Brown
LG	Steve Kenney	LLB	Reggie Wilkes
C	Mark Dennard	ILB	Jerry Robinson
RG	Ron Baker	ILB	Anthony Griggs
RT	Leonard Mitchell	RLB	Joel Williams
TE	John Spagnola	LCB	Elbert Foules
WR	Mike Quick	RCB	Herman Edwards
QB	Ron Jaworski	SS	Ray Ellis
RB	Wilbert Montgomery	FS	Wes Hopkins
FB	Hubie Oliver		

1985 Eagles Statistics



Record: 7-9, 4th in NFC East Head Coach: Marion Campbell and Fred Bruney

S-08	L	0-21	at NY Giants	76,141
S-15	L	6-17	LA Rams	60,920
S-22	W	19-6	at Washington	53,748
S-29	L	10-16	ot NY Giants	66,696
O-06	L	21-23	at New Orleans	56,364
O-13	W	30-7	St. Louis	48,186
O-20	W	16-14	Dallas	70,114
O-27	W	21-17	Buffalo	60,987
N-03	L	13-24	at San Francisco	58,383
N-10	W	23-17	ot Atlanta	63,691
N-17	W	24-14	at St. Louis	39,032
N-24	L	17-34	at Dallas	54,047
D-01	L	23-28	Minnesota	54,688
D-08	L	12-17	Washington	60,737
D-15	L	14-20	at San Diego	45,569
D-22	W	37-35	at Minnesota	49,722

TEAM STATS	EAGLES	OPP
Total First Downs	292	307
Rushing	82	122
Passing	188	160
Penalty	22	25
3rd Down: Made/Att	82/232	91/234
3rd Down Pct.	35.3	38.9
4th Down: Made/Att	7/13	4/7
4th Down Pct.	53.8	57.1
Possession Avg.	na	na
Total Net Yards	5216	5135
Avg. Per Game	326.0	320.9
Total Plays	1050	1058
Avg. Per Play	5.0	4.9
Net Yards Rushing	1630	2205
Avg. Per Game	101.9	137.8
Total Rushes	428	526
Net Yards Passing	3586	2930
Avg. Per Game	224.1	183.1
Sacked/Yards Lost	55/450	53/359
Gross Yards	4036	3289
Att./Completions	567/290	478/251
Completion Pct.	51.1	52.5
Had Intercepted	28	18
Punts/Average	91/41.5	92/42.6
Net Punting Avg.	34.2	36.6
Penalties/Yards	98/736	99/834
Fumbles/Ball Lost	25/12	27/14
Touchdowns	30	39
Rushing	8	17
Passing	19	18
Returns	3	4

Passing	Att	Cmp	Yds	Cmp%	Yds/Att	TD	TD%	Int	Int%	Lg	Sk/Lost	Rate
Jaworski	484	255	3450	52.7	7.13	17	3.5	20	4.1	99t	34/289	70.2
Cunningham	81	34	548	42.0	6.77	1	1.2	8	9.9	69	20/150	29.8
Hunter	2	1	38	50.0	19.00	1	50.0	0	0.0	38t	1/11	135.4
Eagles	567	290	4036	51.1	7.12	19	3.4	28	4.9	99t	55/450	65.0
Opponents	478	251	3289	52.5	6.88	18	3.8	18	3.8	46	53/359	71.4

Rushing	No.	Yds	Avg	Lg	TD
E.Jackson	282	1028	3.6	59	5
Haddix	67	213	3.2	12	0
Cunningham	29	205	7.1	37	0
Hunter	27	121	4.5	74t	1
Jaworski	17	35	2.1	31	2
Everett	4	13	3.3	8	0
Horan	1	12	12.0	12	0
Oliver	1	3	3.0	3	0

Eagles	428	1630	3.8	74t	8
Opponents	526	2205	4.2	60	17

Receiving	No.	Yds	Avg	Lg	TD
Quick	73	1247	17.1	99t	11
Spagnola	64	772	12.1	35	5
Haddix	43	330	7.7	17	0
K.Jackson	40	692	17.3	54	1
Hunter	28	405	14.7	43	1
R.Johnson	11	186	16.9	37	0
E.Jackson	10	126	12.6	25	1
Garrity	7	142	20.3	34	0
Little	7	82	11.7	28	0
Everett	4	25	6.3	11	0
K.Baker	2	25	12.5	20	0
Oliver	1	4	4.0	4	0

Eagles	290	4036	13.9	99t	19
Opponents	251	3289	13.1	46	18

INTs	No.	Yds	Avg	Lg	TD
Hopkins	6	36	6.0	24t	1
Ellis	4	32	8.0	18	0
Edwards	3	8	2.7	3t	1
Cooper	2	13	6.5	13	0
Kraynak	1	26	26.0	26	0
Reichenbach	1	10	10.0	10	0
Young	1	0	0.0	0	0

Eagles	18	125	6.9	26	2
Opponents	28	474	16.9	46	2

Punt Returns	Ret	FC	Yds	Avg	Lg	TD
Cooper	43	10	364	8.5	56	0
Waters	1	0	23	23.0	23	0
Hunter	1	0	6	6.0	6	0

Eagles	45	10	393	8.7	56	0
Opponents	41	16	462	11.3	80t	1

Kickoff Returns	No.	Yds	Avg	Lg	TD
Hunter	48	1047	21.8	51	0
Waters	4	74	18.5	23	0
Cooper	3	32	10.7	13	0
Foules	1	7	7.0	7	0

Eagles	56	1160	20.7	51	0
Opponents	65	1293	19.9	88	0

Score By Periods	Q1	Q2	Q3	Q4	OT	Pts
Eagles	60	72	56	92	6	286
Opponents	69	67	76	92	6	310

Scoring	TD	Ru	Pa	Rt	PAT	FG	2Pt	Pts
McFadden	0	0	0	0	29-29	25-30	0	104
Quick	11	0	11	0			0	66
E.Jackson	6	5	1	0			0	36
Spagnola	5	0	5	0			0	30
Hunter	2	1	1	0			0	12
Jaworski	2	2	0	0			0	12
Edwards	1	0	0	1			0	6
Hopkins	1	0	0	1			0	6
K.Jackson	1	0	1	0			0	6
Little	1	0	0	1			0	6
White	0	0	0	0			1	2

Eagles	30	8	19	3	29-29	25-30	1	286
Opp.	39	17	18	4	37-38	13-29	0	310

Field Goals	1-19	20-29	30-39	40-49	50+
McFadden	0/0	6/6	11/11	6/8	2/5
Eagles	0/0	6/6	11/11	6/8	2/5
Opponents	0/1	3/4	4/8	6/13	0/3

McFadden: (I) (50G,45G,53M) (41G,36G,37G,34G) (41G,43M) (I) (39G,21G,52G) (39G,33G,36G) (I) (36G,44G) (30G) (52M,20G) (26G) (29G,33G,25G) (44G) (43M,52M) (26G,43G,35G)

Punting	No	Yds	Avg	Net	TB	Lg	B
Horan	91	3777	41.5	34.2	10	75	0
Eagles	91	3777	41.5	34.2	10	75	0
Opponents	92	3918	42.6	36.6	8	68	2

Sacks: G.Brown 13.0, White 13.0, Clarke 7.0, Strauthers 5.5, Cobb 5.0, Ellis 2.0, Hopkins 2.0, Wilkes 2.0, Darby 1.5, Cooper 1.0, Creswell 1.0, **Eagles 53.0, Opponents 55.0**

Leading Tacklers: Hopkins 136, G.Brown 124, Reichenbach 119, Clarke 112, Ellis 111, White 100, Cobb 97, Griggs 86, Wilkes 74, Edwards 38

Pro Bowl Selections: FS Wes Hopkins, WR Mike Quick

USUAL STARTERS			
WR	Kenny Jackson	LDE	Reggie White
LT	Ken Reeves	NT	Ken Clarke
LG	Steve Kenney	RDE	Greg Brown
C	Mark Dennard	LLB	Reggie Wilkes
RG	Ron Baker	ILB	Mike Reichenbach
RT	Leonard Mitchell	ILB	Anthony Griggs
TE	John Spagnola	RLB	Garry Cobb
WR	Mike Quick	LCB	Roynell Young
QB	Ron Jaworski	RCB	Herman Edwards
RB	Earnest Jackson	SS	Ray Ellis
FB	Michael Haddix	FS	Wes Hopkins

1986 Eagles Statistics



Record: 5-10-1, 4th in NFC East
Head Coach: Buddy Ryan

S-07	L	14-41	at Washington	53,982
S-14	L	10-13	otat Chicago	65,130
S-21	L	7-33	Denver	63,839
S-28	W	34-20	LA Rams	65,646
O-05	W	16-0	at Atlanta	57,104
O-12	L	3-35	at NY Giants	74,221
O-19	L	14-17	Dallas	68,572
O-26	W	23-7	San Diego	41,469
N-02	L	10-13	at St. Louis	33,051
N-09	L	14-17	NY Giants	60,601
N-16	L	11-13	Detroit	54,568
N-23	L	20-24	at Seattle	55,786
N-30	W	33-27	otat LA Raiders	53,338
D-07	T	10-10	otSt. Louis	50,148
D-14	W	23-21	at Dallas	46,117
D-21	L	14-21	Washington	61,816

TEAM STATS	EAGLES	OPP
Total First Downs	287	278
Rushing	113	97
Passing	150	156
Penalty	24	25
3rd Down: Made/Att	105/273	79/230
3rd Down Pct.	38.5	34.3
4th Down: Made/Att	5/12	9/16
4th Down Pct.	41.7	56.3
Possession Avg.	31:57	28:03
Total Net Yards	4542	5224
Avg. Per Game	283.9	326.5
Total Plays	1117	1043
Avg. Per Play	4.1	5.0
Net Yards Rushing	2002	1989
Avg. Per Game	125.1	124.3
Total Rushes	499	458
Net Yards Passing	2540	3235
Avg. Per Game	158.8	202.2
Sacked/Yards Lost	104/708	53/406
Gross Yards	3248	3641
Att./Completions	514/268	532/260
Completion Pct.	52.1	48.9
Had Intercepted	17	23
Punts/Average	111/41.0	97/38.7
Net Punting Avg.	33.5	32.3
Penalties/Yards	102/901	115/884
Fumbles/Ball Lost	34/10	30/13
Touchdowns	28	39
Rushing	8	14
Passing	19	21
Returns	1	4

Passing	Att	Cmp	Yds	Cmp%	Yds/Att	TD	TD%	Int	Int%	Lg	Sk/Lost	Rat
Jaworski	245	128	1405	52.2	5.73	8	3.3	6	2.4	56	22/156	70.2
Cunningham	209	111	1391	53.1	6.66	8	3.8	7	3.3	75t	72/489	72.9
Cavanaugh	58	28	397	48.3	6.84	2	3.4	4	6.9	49	9/56	53.6
Byars	2	1	55	50.0	27.50	1	50.0	0	0.0	55t	1/7	135.4
Eagles	514	268	3248	52.1	6.32	19	3.7	17	3.3	75t	104/708	70.4
Opponents	532	260	3641	48.9	6.84	21	3.9	23	4.3	84t	53/406	66.5

Rushing	No.	Yds	Avg	Lg	TD
Byars	177	577	3.3	32	1
Cunningham	66	540	8.2	20	5
Toney	69	285	4.1	43	1
Haddix	79	276	3.5	18	0
Tautalatasi	51	163	3.2	50	0
Crawford	28	88	3.1	15	1
Jaworski	13	33	2.5	10	0
Cavanaugh	9	26	2.9	11	0
M.Waters	5	8	1.6	5	0
K.Jackson 1-6; Teltschik 1-0					

Eagles	499	2002	4.0	50	8
Opponents	458	1989	4.3	84t	14

Receiving	No.	Yds	Avg	Lg	TD
Quick	60	939	15.7	75t	9
Tautalatasi	41	325	7.9	56	2
Spagnola	39	397	10.2	38	1
K.Jackson	30	506	16.9	49	6
Haddix	26	150	5.8	29	0
Little	14	132	9.4	26	0
Toney	13	177	13.6	47	0
Garrity	12	227	18.9	34	0
R.Johnson	11	207	18.8	39	1
Byars	11	44	4.0	17	0
P.Smith	6	94	15.7	36	0
M.Waters	2	27	13.5	19	0
Darby	2	16	8.0	13	0
Duckworth	1	7	7.0	7	0

Eagles	268	3248	12.1	75t	19
Opponents	260	3641	14.0	84t	21

INTs	No.	Yds	Avg	Lg	TD
A.Waters	6	39	6.5	21	0
Young	6	9	1.5	9	0
Cooper	3	20	6.7	20	0
A.Johnson	3	6	2.0	9	0
Hoage 1-18; Foulles 1-14; Schulz 1-11; Joyner 1-4; Cobb 1-3					

Eagles	23	124	5.4	21	0
Opponents	17	192	11.3	32t	1

Kickoff Returns	No.	Yds	Avg	Lg	TD
Crawford	27	497	18.4	36	0
Tautalatasi	18	344	19.1	51	0
Byars	2	47	23.5	31	0
Cooper	2	42	21.0	24	0
Quick	2	6	3.0	6	0
Schulz 1-9; Simmons 1-0					

Eagles	53	945	17.8	51	0
Opponents	62	1261	20.3	40	0

Score By Periods	Q1	Q2	Q3	Q4	OT	Pts
Eagles	66	51	48	85	6	256
Opponents	50	75	86	98	3	312

Scoring	TD	Ru	Pa	Rt	PAT	FG	2Pt	Pts
McFadden	0	0	0	0	26-27	20-31	0	86
Quick	9	0	9	0			0	54
K.Jackson	6	0	6	0			0	36
Cunningham	5	5	0	0			0	30
Tautalatasi	2	0	2	0			0	12
Byars	1	1	0	0			0	6
Crawford	1	1	0	0			0	6
Garrity	1	0	0	1			0	6
R.Johnson	1	0	1	0			0	6
Spagnola	1	0	1	0			0	6
Toney	1	1	0	0			0	6
Brown	0	0	0	0			1	2

Eagles	28	8	19	1	26-27	20-31	1	256
Opp.	39	14	21	4	37-39	13-26	1	312

Field Goals	1-19	20-29	30-39	40-49	50+
McFadden	0/0	6/6	10/12	3/10	1/3
Eagles	0/0	6/6	10/12	3/10	1/3
Opponents	1/1	5/6	5/9	1/8	1/2

Punting	No	Yds	Avg	Net	TB	Lg	B
Teltschik	108	4493	41.6	33.6	10	62	1
Cunningham	2	54	27.0	25.5	0	39	0
Eagles	111	4547	41.0	33.5	10	62	1
Opponents	97	3751	38.7	32.3	12	68	2

Punt Returns	Ret	FC	Yds	Avg	Lg	TD
Garrity	17	7	187	11.0	76t	1
Cooper	16	7	139	8.7	58	0
M.Waters	7	1	130	4.3	13	0
P.Smith	4	1	18	4.5	7	0
Eagles	44	16	374	8.5	76t	1
Opponents	63	13	634	10.1	75t	2

Sacks: White 18.0, Brown 9.0, Clarke 8.0, Cobb 6.0, Jiles 2.0, Joyner 2.0, Simmons 2.0, A.Waters 2.0, Cooper 1.0, Darby 1.0, A.Johnson 1.0, Singletary 1.0, **Eagles 53.0, Opponents 104.0**

Leading Tacklers: Reichenbach 129, A.Waters 129, Hoage 112, Cobb 102, White 98, Brown 88, Clarke 73, A.Johnson 71, Cooper 62, Young 52

Pro Bowl Selections: WR Mike Quick, DE Reggie White

USUAL STARTERS			
WR	Mike Quick	LDE	Reggie White (9)
LT	Tom Jelesky (7)		Byron Darby (7)
	Ken Reeves (6)	LDT	Ken Clarke
LG	Ken Reeves (9)	RDT	Reggie White (7)
	Nick Haden (6)		Reggie Singletary (5)
C	Matt Darwin	RDE	Greg Brown
RG	Ron Baker	LLB	Garry Cobb
RT	Leonard Mitchell	MLB	Mike Reichenbach
TE	John Spagnola	RLB	Alonzo Johnson (9)
WR	Kenny Jackson		Seth Joyner (7)
QB	Ron Jaworski (9)	LCB	Roynell Young
	R.Cunningham (5)	RCB	Evan Cooper
RB	Keith Byars (8)	SS	Andre Waters
	Charles Crawford (5)	FS	Terry Hoage
FB	Michael Haddix (9)		
	Anthony Toney (5)		

1987 Eagles Statistics



Record: 7-8, 4th in NFC East Head Coach: Buddy Ryan

S-13	L	24-34	at Washington	52,188
S-20	W	27-17	New Orleans	57,485
O-04	L	3-35	Chicago	4,074
O-11	L	22-41	at Dallas	40,622
O-18	L	10-16	otat Green Bay	35,842
O-25	W	37-20	Dallas	61,630
N-01	W	28-23	at St. Louis	24,586
N-08	W	31-27	Washington	63,609
N-15	L	17-20	NY Giants	66,172
N-22	L	19-31	St. Louis	55,592
N-29	W	34-31	otat New England	54,198
D-06	L	20-23	otat NY Giants	65,874
D-13	L	10-28	Miami	63,841
D-20	W	38-27	at NY Jets	30,572
D-27	W	17-7	Buffalo	57,547

Note: Game of Sept. 27 at San Francisco cancelled due to the NFL players' strike ... games of Oct. 4 - Oct. 18 were "replacement games" played with replacement players during strike.

TEAM STATS	EAGLES	OPP
Total First Downs	289	301
Rushing	112	85
Passing	154	186
Penalty	23	30
3rd Down: Made/Att	75/241	69/216
3rd Down Pct.	31.1	31.9
4th Down: Made/Att	8/19	7/17
4th Down Pct.	42.1	41.2
Possession Avg.	na	na
Total Net Yards	5077	5249
Avg. Per Game	338.5	349.9
Total Plays	1101	1046
Avg. Per Play	4.6	5.0
Net Yards Rushing	2027	1643
Avg. Per Game	135.1	109.5
Total Rushes	509	428
Net Yards Passing	3050	3606
Avg. Per Game	203.3	240.4
Sacked/Yards Lost	72/511	57/452
Gross Yards	3561	4058
Att./Completions	520/283	561/305
Completion Pct.	54.4	54.4
Had Intercepted	16	21
Punts/Average	102/37.0	88/37.1
Net Punting Avg.	31.4	33.4
Penalties/Yards	116/919	105/830
Fumbles/Ball Lost	44/19	41/27
Touchdowns	40	47
Rushing	12	16
Passing	26	29
Returns	2	2

Pro Bowl: WR Mike Quick, DE Reggie White

Score By Periods	Q1	Q2	Q3	Q4	OT	Pts
Eagles	46	118	86	84	3	337
Opponents	88	133	65	85	9	380

Rushing	No.	Yds	Avg	Lg	TD
Cunningham	76	505	6.6	45	3
Toney	127	473	3.7	36	5
Byars	116	426	3.7	30	3
Haddix	59	165	2.8	11	0
R.Brown	39	136	3.5	23	0
Robinson	24	114	4.8	18	0
Tautalatasi	26	69	2.7	17	0
Ross	14	54	3.9	12	1
Teltschik 3-32, Jackson 6-27, Grant 1-20, Morse 6-14, Tinsley 4-2, Clemons 3-0, Horn 1-0, Cavanaugh 1-0, Merkens 3-[-8]					

Eagles	509	2027	4.0	45	12
Opponents	428	1643	3.8	62t	16

Receiving	No.	Yds	Avg	Lg	TD
Quick	46	790	17.2	61t	11
Toney	39	341	8.7	33	1
Spagnola	36	350	9.7	22	2
Tautalatasi	25	176	7.0	22	0
Jackson	21	471	22.4	70t	3
Byars	21	177	8.4	30	1
Grant	16	280	17.5	41	0
Garrity	12	242	20.2	41	2

Siano 9-137-1TD, Bailey 8-69, R.Brown 8-53, Giles 7-95-1TD, Haddix 7-58, Bowman 6-127-1TD, Carter 5-84-2TDs, Repko 5-46, Ross 5-41, Robinson 2-9, Clemons 1-13-1TD, Little 1-8, Morse 1-8, Cunningham 1-[-3], Singletary 1-[-11]

Eagles	283	3561	12.6	70t	26
Opponents	305	4058	13.3	77t	29

INTs	No.	Yds	Avg	Lg	TD
Foules	4	6	1.5	6	0
Waters	3	63	21.0	63	0
Joyner 2-42, Kullman 2-25, Brown 2-7, Hoage 2-3, Cooper 2-0, Young 1-30, Evans 1-12, C.Brown 1-9, West 1-0					

Eagles	21	197	9.4	63	0
Opponents	16	68	4.3	25	0

Kickoff Returns	No.	Yds	Avg	Lg	TD
Morse	24	386	16.1	28	0
Carter	12	241	20.1	33	0
Bowman	7	153	21.9	32	0
Cooper	5	86	17.2	24	0
Reid	4	58	14.5	19	0
Tautalatasi	3	53	17.7	32	0
Lavette	2	37	18.5	19	0
Haddix	2	16	8.0	9	0

Alexander 1-6, C.Brown 1-13, R.Brown 1-20, Clemons 1-0, Siano 1-13, Turrall 1-21, Ulmer 1-8, Reeves 0-1

Eagles	66	1112	16.8	33	0
Opponents	59	1276	21.6	54	0

Passing	Att	Cmp	Yds	Cmp%	Yds/Att	TD	TD%	Int	Int%	Lg	Sk/Lost	Rat
Cunningham	406	223	2786	54.9	6.86	23	5.7	12	3.0	70t	54/380	83.0
Tinsley	86	48	637	55.8	7.41	3	3.5	4	4.7	62t	6/55	71.7
Merkens	14	7	70	50.0	5.00	0	0.0	0	0.0	17	10/62	64.6
Horn	11	5	68	45.5	6.18	0	0.0	0	0.0	23	1/7	65.7

Carter 1-0-0, Grant 1-0-0, Toney 1-0-0, Teltschik 0-0-0 1-7 sacked

Eagles	520	283	3561	54.4	6.85	26	5.0	16	3.1	70t	72/511	79.8
Opponents	561	305	4058	54.4	7.23	29	5.2	21	3.7	77t	57/452	79.2

Scoring	TD	Ru	Pa	Rt	PAT	FG	2Pt	Pts
McFadden	0	0	0	0	36-36	16-26	0	84
Quick	11	0	11	0			0	66
Toney	6	5	1	0			0	36
Byars	4	3	1	0			0	24
Cunningham	3	3	0	0			0	18
Jackson	3	0	3	0			0	18
Carter	2	0	2	0			0	12
Garrity	2	0	2	0			0	12
Spagnola	2	0	2	0			0	12
Jacobs	0	0	0	0	2-4	3-5	0	11
Bowman 6, Clemons 6, Giles 6, Joyner 6, Ross 6, Siano 6, White 6, Team 2								

Eagles	40	12	26	2	38-40	19-31	1	337
Opp.	47	16	29	2	44-46	18-29	0	380

Field Goals	1-19	20-29	30-39	40-49	50+
McFadden	1/1	3/4	6/10	6/9	0/2
Jacobs	0/0	1/1	0/1	2/3	0/0

Eagles	1/1	4/5	6/11	8/12	0/2
Opponents	0/0	8/8	0/3	7/14	3/4

Punting	No	Yds	Avg	Net	TB	Lg	B
Teltschik	82	3131	38.2	32.0	4	60	1
Jacobs	10	369	36.9	30.5	0	44	1
Royals	5	209	41.8	30.6	1	48	0
Merkins	2	61	30.5	20.3	0	38	1

Eagles	102	3770	37.0	31.4	5	60	3
Opponents	88	3262	37.1	33.4	6	65	0

Punt Returns	Ret	FC	Yds	Avg	Lg	TD
Morse	20	13	121	6.1	23	0

Bowman 4-1FC-43, Garrity 4-10FC-16, Caterbone 2-13, Ulmer 2-10, A.Johnson 1-0, C. Brown 1-[-1]

Eagles	34	24	202	5.9	37	0
Opponents	54	17	469	8.7	45	0

Sacks: White 21.0, Simmons 6.0, J.Brown 4.0, Joyner 4.0, Smalls 2.5, Grooms 2.0, Phillips 2.0, Pitts 2.0, Clarke 1.5, Jiles 1.5, Battaglia 1.0, C.Brown 1.0, Cobb 1.0, Frizzell 1.0, Griffin 1.0, Hoage 1.0, Lee 1.0, Mitchell 1.0, Reichenbach 1.0, West 1.0, Auer 0.5,

Eagles 57.0, Opponents 72.0

USUAL STARTERS			
WR	Mike Quick	LDE	Reggie White
LT	Matt Darwin	LDT	Ken Clarke
LG	Adam Schreiber	RDT	Jerome Brown
C	Gerry Feehery	RDE	Clyde Simmons
RG	Ron Baker	LLB	Seth Joyner
RT	Joe Conwell	MLB	Mike Reichenbach
TE	John Spagnola	RLB	G. Cobb (7)/D. Jiles (5)
WR	Kenny Jackson	LCB	Roynell Young
QB	Randall Cunningham	RCB	E.Foules (8)/W.Frizzell (4)
RB	Keith Byars	SS	Andre Waters
FB	Anthony Toney	FS	Terry Hoage

1988 Eagles Statistics



Record: 10-6, 1st in NFC East Head Coach: Buddy Ryan

S-04	W	41-14	at Tampa Bay	43,502
S-11	L	24-28	Cincinnati	43,502
S-19	L	10-17	at Washington	53,920
S-25	L	21-23	at Minnesota	56,012
O-02	W	32-23	Houston	64,692
O-10	W	24-13	NY Giants	63,736
O-16	L	3-19	at Cleveland	78,787
O-23	W	24-23	Dallas	66,309
O-30	L	24-27	Atlanta	60,091
N-06	W	30-24	LA Rams	65,624
N-13	W	27-26	at Pittsburgh	46,026
N-20	W	23-17	at NY Giants	43,621
N-27	W	31-21	Phoenix	57,918
D-04	L	19-20	Washington	65,947
D-10	W	23-17	at Phoenix	54,832
D-18	W	23-7	at Dallas	46,131
NFC DIVISIONAL PLAYOFF				
D-31	L	12-20	at Chicago	65,534

TEAM STATS		EAGLES	OPP
Total First Downs		318	311
Rushing		105	85
Passing		179	199
Penalty		34	27
3rd Down: Made/Att	92/246		75/225
3rd Down Pct.	37.4		33.3
4th Down: Made/Att	8/12		10/19
4th Down Pct.	66.7		52.6
Possession Avg.	na	na	na
Total Net Yards	5430	5799	
Avg. Per Game	339.4	362.4	
Total Plays	1102	1086	
Avg. Per Play	4.9	5.3	
Net Yards Rushing	1945	1652	
Avg. Per Game	121.6	103.3	
Total Rushes	464	466	
Net Yards Passing	3485	4147	
Avg. Per Game	217.8	259.2	
Sacked/Yards Lost	57/442	42/296	
Gross Yards	3927	4443	
Att./Completions	581/309	578/309	
Completion Pct.	53.2	53.5	
Had Intercepted	17	32	
Punts/Average	104/39.7	85/37.8	
Net Punting Avg.	34.3	32.4	
Penalties/Yards	115/907	115/897	
Fumbles/Ball Lost	29/9	28/12	
Touchdowns	44	37	
Rushing	17	11	
Passing	25	23	
Returns	2	3	

Passing	Att	Cmp	Yds	Cmp%	Yds/Att	TD	TD%	Int	Int%	Lg	Sk/Lost	Rat
Cunningham	560	301	3808	53.8	6.80	24	4.3	16	2.9	80t	57/442	77.6
Cavanaugh	16	7	101	43.8	6.31	1	6.3	1	6.3	42	0/0	59.6
Teltschik 1-3, 18 yards; Byars 0-2												
Eagles	581	309	3927	53.2	6.76	25	4.3	17	2.9	80t	57/442	76.7
Opponents	578	309	4443	53.5	7.69	23	4.0	32	5.5	93t	42/296	68.9

Rushing	No.	Yds	Avg	Lg	TD
Cunningham	93	624	6.7	33t	6
Byars	152	517	3.4	52	6
Toney	139	502	3.6	20	4
Haddix	57	185	3.2	15	0
Hoage	1	38	38.0	38t	1
Teltschik	2	36	18.0	23	0
Tautalatasi	14	28	2.0	9	0
Abercrombie	5	14	2.8	5	0
Carter	1	1	1.0	1	0

Eagles	464	1945	4.2	52	17
Opponents	466	1652	3.5	65	11
Receiving	No.	Yds	Avg	Lg	TD
Keith Jackson	81	869	10.7	41	6
Byars	72	705	9.8	37t	4
Carter	39	761	19.5	80t	6
Toney	34	256	7.5	24	1
Quick	22	508	23.1	55t	4
R.Johnson	19	417	21.9	54	2
Garrity	17	208	12.2	20	1
Haddix	12	82	6.8	14	0
Giles	6	57	9.5	17	1
Tautalatasi	5	48	9.6	21	0

Eagles	309	3927	12.7	80t	25
Opponents	309	4443	14.4	93t	23
INTs	No.	Yds	Avg	Lg	TD
Hoage	8	116	14.5	38	0
Allen	5	76	15.2	21	0
Hopkins	5	21	4.2	11	0
Joyner	4	96	24.0	30	0
Frizzell	3	19	6.3	13	0
Waters	3	19	6.3	14	0
Young	2	5	2.5	5	0
Everett	1	0	0.0	0	0
Brown	1	-5	-5.0	-5	0
Bell	0	24	--	24	0

Eagles	32	371	11.6	38	0		
Opponents	17	98	5.8	29	0		
Punting	No	Yds	Avg	Net	TB	Lg	B
Teltschik	98	3958	40.4	33.9	8	70	3
Cunningham	3	167	55.7	49.7	0	58	0
Eagles	104	4125	39.7	34.3	8	70	3
Opponents	85	3209	37.8	32.4	11	56	3

Punt Returns	Ret	FC	Yds	Avg	Lg	TD
Konecny	33	25	233	7.1	24	0
Eagles	33	25	233	7.1	24	0
Opponents	47	27	393	8.4	68	0

Leading Tacklers: Waters 154, Hopkins 146, Joyner 136, White 133, Pitts 121, Brown 101, Bell 92, Simmons 89, Reichenbach 84, Allen 65

Score By Periods	Q1	Q2	Q3	Q4	OT	Pts
Eagles	76	131	65	101	6	379
Opponents	111	47	73	88	0	319

Scoring	TD	Ru	Pa	Rt	PAT	FG	2Pt	Pts
Zendejas	0	0	0	0	30-31	19-24	0	87
Byars	10	6	4	0			0	60
Carter	7	0	6	1			0	42
Cunningham	6	6	0	0			0	36
Kei. Jackson	6	0	6	0			0	36
Toney	5	4	1	0			0	30
Quick	4	0	4	0			0	24
Dorsey	0	0	0	0	9-9	4-7	0	21
Johnson	2	0	2	0			0	12
Simmons	1	0	0	1			1	8
Garrity	1	0	1	0			0	6
Giles	1	0	1	0			0	6
Hoage	1	1	0	0			0	6
Dawson	0	0	0	0	3-3	0-1	0	3
Jenkins	0	0	0	0			1	2
Eagles	44	17	25	2	42-43	23-32	2	379
Opp.	37	11	23	3	35-37	20-29	1	319

Field Goals	1-19	20-29	30-39	40-49	50+
Zendejas	2/2	6/6	7/9	3/4	1/3
Dorsey	0/0	3/3	1/2	0/2	0/0
Dawson	0/0	0/1	0/0	0/0	0/0
Eagles	2/2	9/10	8/11	3/6	1/3
Opponents	0/0	9/12	6/7	4/8	1/2


Kickoff Returns	No.	Yds	Avg	Lg	TD
Beals	34	625	18.4	32	0
Konecny	17	276	16.2	25	0
Abercrombie	5	87	17.4	31	0
Byars	2	20	10.0	14	0
Jenkins 1-20; Bartlett 0-0					
Eagles	59	1028	17.4	32	0
Opponents	63	1266	20.1	73	0

Sacks: White 18.0, Simmons 8.0, Brown 5.0, Joyner 3.5, Hoage 2.0, Pitts 1.5, Bartlett 1.0, Golic 1.0, Reichenbach 1.0, Bell 0.5, Waters 0.5,
Eagles 42.0, Opponents 57.0

Pro Bowl Selections: QB Randall Cunningham, TE Keith Jackson, DE Reggie White

USUAL STARTERS			
WR	Mike Quick	LDE	Reggie White
LT	Matt Darwin	LDT	Mike Pitts
LG	David Alexander	RDT	Jerome Brown
C	Dave Rimington	RDE	Clyde Simmons
RG	Reggie Singletary (9)	LLB	Seth Joyner
	Ron Baker (7)	MLB	Mike Reichenbach
RT	Ron Heller	RLB	Todd Bell
TE	Keith Jackson	LCB	Roynell Young
WR	Cris Carter	RCB	Eric Allen
QB	Randall Cunningham	SS	Andre Waters
RB	Keith Byars	FS	Wes Hopkins
FB	Anthony Toney		

1989 Eagles Statistics



Record: 11-5, 2nd in NFC East Head Coach: Buddy Ryan

S-10	W	31-7	Seattle	64,287
S-17	W	42-37	at Washington	53,493
S-24	L	28-38	San Francisco	66,042
O-02	L	13-27	at Chicago	66,625
O-08	W	21-19	NY Giants	65,688
O-15	W	17-5	at Phoenix	42,620
O-22	W	10-7	LA Raiders	64,019
O-29	W	28-24	at Denver	75,065
N-05	L	17-20	at San Diego	47,019
N-12	L	3-10	Washington	65,443
N-19	W	10-9	Minnesota	65,944
N-23	W	27-0	at Dallas	54,444
D-03	W	24-17	at NY Giants	74,809
D-10	W	20-10	Dallas	59,842
D-18	L	20-30	at New Orleans	59,218
D-24	W	31-14	Phoenix	43,287
NFC WILD CARD				
D-31	L	7-21	LA Rams	57,869

TEAM STATS

	EAGLES	OPP
Total First Downs	321	281
Rushing	120	81
Passing	171	171
Penalty	30	29
3rd Down: Made/Att	97/246	79/217
3rd Down Pct.	39.4	36.4
4th Down: Made/Att	6/13	5/15
4th Down Pct.	46.2	33.3
Possession Avg.	30:43	29:17
Total Net Yards	5320	4894
Avg. Per Game	332.5	305.9
Total Plays	1123	1017
Avg. Per Play	4.7	4.8
Net Yards Rushing	2208	1605
Avg. Per Game	138.0	100.3
Total Rushes	540	426
Net Yards Passing	3112	3289
Avg. Per Game	194.5	205.6
Sacked/Yards Lost	45/343	62/424
Gross Yards	3455	3713
Att./Completions	538/294	529/258
Completion Pct.	54.6	48.8
Had Intercepted	16	30
Punts/Average	87/39.0	85/42.0
Net Punting Avg.	35.3	35.5
Penalties/Yards	114/938	118/956
Fumbles/Ball Lost	43/16	44/26
Touchdowns	40	33
Rushing	14	6
Passing	23	26
Returns	3	1

Passing	Att	Cmp	Yds	Cmp%	Yds/Att	TD	TD%	Int	Int%	Lg	Sk/Lost	Rat
Cunningham	532	290	3400	54.5	6.39	21	3.9	15	2.8	66t	45/343	75.5
Cavanaugh	5	3	33	60.0	6.60	1	20.0	1	20.0	13t	0/0	79.6
Ruzek	1	1	22	100.0	22.00	1	100.0	0	0.0	22t	0/0	158.3
Eagles	538	294	3455	54.6	6.42	23	4.3	16	3.0	66t	45/343	76.2
Opponents	529	258	3713	48.8	7.02	26	4.9	30	5.7	80t	62/424	64.7

Rushing	No.	Yds	Avg	Lg	TD
Cunningham	104	621	6.0	51	4
Toney	172	582	3.4	44	3
Byars	133	452	3.4	16t	5
Higgs	49	184	3.8	13	0
Sherman	40	177	4.4	37	2
Drummond	32	127	4.0	16	0
Reichenbach 1-30, Teltschik 1-23, Carter 2-16, Runager 2-5, R.Johnson 1-3, Cavanaugh 2-(-3), Carson 1-(-9)					

Eagles	540	2208	4.1	51	14
Opponents	426	1605	3.8	58	6

Receiving	No.	Yds	Avg	Lg	TD
Byars	68	721	10.6	60	0
Keith Jackson	63	648	10.3	33	3
Carter	45	605	13.4	42	11
R.Johnson	20	295	14.8	34	1
Toney	19	124	6.5	15	0
Drummond	17	180	10.6	21	1
Giles	16	225	14.1	66t	2
Quick	13	228	17.5	40	2
Garrity	13	209	16.1	31	2
Sherman 8-85, H.Williams 4-32, Higgs 3-9, Edwards 2-74, Little 2-8-1TD, Carson 1-12					

Eagles	294	3455	11.8	66t	23
Opponents	258	3713	14.4	80t	26

INTs	No.	Yds	Avg	Lg	TD
Allen	8	38	4.8	18	0
Everett	4	64	16.0	30t	1
Frizzell	4	58	14.5	27	0
Jenkins	4	58	14.5	22	0
Evans	3	23	7.7	15	0
A.Harris	2	18	9.0	11	0
Simmons 1-60-1TD, Golic 1-28, Waters 1-20, Bell 1-18, Joyner 1-0					

Eagles	30	375	12.5	60t	2
Opponents	16	147	9.2	37	0

Punting	No	Yds	Avg	Net	TB	Lg	B
Teltschik	57	2246	39.4	35.3	3	58	0
Runager	17	568	33.4	30.5	1	52	0
Tuten	7	256	36.6	33.6	1	45	0
Cunningham	6	319	53.2	51.7	0	91	0
Eagles	87	3389	39.0	35.3	5	91	0
Opponents	85	3571	42.0	35.5	11	71	1

Punt Returns	Ret	FC	Yds	Avg	Lg	TD
H.Williams	30	7	267	8.9	24	0
Edwards	7	5	64	9.1	28	0
Eagles	37	12	331	8.9	28	0
Opponents	37	21	215	5.8	16	0

Sacks: Simmons 15.5, White 11.0, Brown 10.5, Pitts 7.0, Joyner 5.0, Hopkins 3.5, Golic 3.0, A.Harris 2.0, Evans 2.0, Frizzell 1.5, Waters 1.0, Eagles 62.0, Opponents 45.0					
--	--	--	--	--	--

Score By Periods	Q1	Q2	Q3	Q4	OT	Pts
Eagles	61	91	84	106	0	342
Opponents	74	74	47	79	0	274

Scoring	TD	Ru	Pa	Rt	PAT	FG	2Pt	Pts
Carter	11	0	11	0			0	66
Zendejas	0	0	0	0	23-23	9-15	0	50
Ruzek	0	0	0	0	14-14	8-11	0	38
Byars	5	5	0	0			0	30
Cunningham	4	4	0	0			0	24
Kei. Jackson	3	0	3	0			0	18
Toney	3	3	0	0			0	18

DeLine (3-3 PAT, 3-7FG), Garrity (2 PA), Giles (2 PA), Quick (2 PA), and Sherman (2 RU) 12								
Drummond (1 PA), Everett (1 RT), R.Johnson (1 PA), Little (1 PA), Simmons (1 RT), and Waters (1 RT) 6								
A.Harris	0	0	0	0			1	2

Eagles	40	14	23	3	40-40	20-33	1	342
Opp.	33	6	26	1	30-33	14-26	2	274

Field Goals	1-19	20-29	30-39	40-49	50+
Zendejas	1/1	2/2	3/5	3/7	0/0
Ruzek	1/1	2/3	4/6	1/1	0/0
DeLine	0/0	0/0	1/2	2/5	0/0

Eagles	2/2	4/5	8/13	6/13	0/0
Opponents	1/1	4/5	3/8	6/11	0/1

Ruzek: Dallas weeks 1-9 - () () () (19G,53N,33G) (46N) (43N,48N) () (31N,37G) (35N,20G,43G) ... Phila. weeks 12-16 - (36G,38G) (35G) (30N,29G,46G) (21G,19G,20N) (34N,39G)

Zendejas: weeks 1-8 - (23G,33N) (33N) (35G,35G,44G,20G) (47G,45N,19G) () (40N,42G) (41N,34G) (41N)

DeLine: weeks 9-11... (48N,43G) (49G) (34G,45N,32N,46N)

Opponents: () (25G) (32G) () (25G,41G,39N,45G,24G) (41G) (28N,42N) (18G) (33N,23G,49G) (34G,35N) (37N,49G) (45N) (47N,38G) (42N,47G) (55N) (39N,45N)

Kickoff Returns	No.	Yds	Avg	Lg	TD
Higgs	16	293	18.3	30	0
H.Williams	14	249	17.8	28	0
Sherman	13	222	17.1	45	0
Edwards 3-23, Little 2-14, Byars 1-27					

Eagles	49	828	16.9	45	0
Opponents	60	1307	21.8	93t	1

Leading Tacklers: Evans 184, Hopkins 140, Waters 137, Simmons 135, Brown 132, White 123, Joyner 123, Pitts 110, Jenkins 82.

Pro Bowl Selections: CB Eric Allen, QB Randall Cunningham, TE Keith Jackson, DE Reggie White

USUAL STARTERS

WR	Ron Johnson (9)	LDE	Reggie White
	Mike Quick (5)	LDT	Mike Pitts
LT	Matt Darwin	RDT	Jerome Brown
LG	Mike Schad	RDE	Clyde Simmons
C	David Alexander	LLB	Seth Joyner
RG	Ron Solt	MLB	Byron Evans
RT	Ron Heller	RLB	Al Harris
TE	Keith Jackson	LCB	Izel Jenkins
WR	Cris Carter	RCB	Eric Allen
QB	Randall Cunningham	SS	Andre Waters
RB	Keith Byars	FS	Wes Hopkins
FB	Anthony Toney		

1990 Eagles Statistics



Record: 10-6, 2nd in NFC East Head Coach: Buddy Ryan

S-09	L	20-27	at NY Giants	76,202
S-16	L	21-23	Phoenix	64,396
S-23	W	27-21	at LA Rams	63,644
S-30	L	23-24	Indianapolis	62,067
O-15	W	32-24	Minnesota	66,296
O-21	L	7-13	at Washington	53,567
O-28	W	21-20	at Dallas	62,605
N-04	W	48-20	New England	65,514
N-12	W	28-14	Washington	65,857
N-18	W	24-23	at Atlanta	53,755
N-25	W	31-13	NY Giants	66,706
D-02	L	23-30	at Buffalo	79,320
D-09	L	20-23	at Miami	67,034
D-16	W	31-0	Green Bay	65,627
D-23	W	17-3	Dallas	63,895
D-29	W	23-21	at Phoenix	31,796
NFC WILD CARD				
J-05	L	6-20	Washington	65,287

TEAM STATS

	EAGLES	OPP
Total First Downs	325	251
Rushing	132	59
Passing	170	169
Penalty	23	23
3rd Down: Made/Att	90/218	68/217
3rd Down Pct.	41.3	31.3
4th Down: Made/Att	9/12	8/18
4th Down Pct.	75.0	44.4
Possession Avg.	33:19	26:41
Total Net Yards	5700	4660
Avg. Per Game	356.3	291.3
Total Plays	1069	948
Avg. Per Play	5.3	4.9
Net Yards Rushing	2556	1169
Avg. Per Game	159.8	73.1
Total Rushes	540	337
Net Yards Passing	3144	3491
Avg. Per Game	196.5	218.2
Sacked/Yards Lost	50/438	45/280
Gross Yards	3582	3771
Att./Completions	479/281	566/273
Completion Pct.	58.7	48.2
Had Intercepted	13	19
Punts/Average	74/40.9	86/40.3
Net Punting Avg.	35.5	34.4
Penalties/Yards	120/981	94/706
Fumbles/Ball Lost	32/15	32/11
Touchdowns	48	33
Rushing	10	9
Passing	34	23
Returns	4	1

Score By Periods

	Q1	Q2	Q3	Q4	OT	Pts
Eagles	84	104	67	141	0	396
Opponents	71	81	40	104	3	299

Rushing	No.	Yds	Avg	Lg	TD
Cunningham	118	942	8.0	52t	5
Sherman	164	685	4.2	36	1
Toney	132	452	3.4	20	1
Sanders	56	208	3.7	39	1
Byars	37	141	3.8	23	0
Vick	16	58	3.6	17	1
Drummond	8	33	4.1	9	1
C.Williams	2	20	10.0	18	0
Barnett	2	13	6.5	12	0
Feagles	2	3	1.5	3	0
McMahon	3	1	0.3	3	0

Eagles	540	2556	4.7	52t	10
Opponents	337	1169	3.5	51	9

Receiving	No.	Yds	Avg	Lg	TD
Byars	81	819	10.1	54	3
Keith Jackson	50	670	13.4	37t	6
C.Williams	37	602	16.3	45t	9
Barnett	36	721	20.0	95t	8
Sherman	23	167	7.3	26	3
Shuler	18	190	10.6	25	0
Toney	17	133	7.8	32	3
Quick	9	135	15.0	39	1
Drummond	5	39	7.8	29	0
Sanders	2	20	10.0	12	0

Ken.Jackson 1-43; Hargrove 1-34, 1 TD; LeBel 1-9

Eagles	281	3582	12.7	95t	34
Opponents	273	3771	13.8	78t	23

INTs	No.	Yds	Avg	Lg	TD
Hopkins	5	45	9.0	21	0
Frizzell	3	91	30.3	37	1
Allen	3	37	12.3	35t	1
B.Smith	3	1	0.3	1	0
Evans 1-48, White 1-33, Golic 1-12, Joyner 1-9, Hoage 1-0					

Eagles	19	271	14.3	42	3
Opponents	13	88	6.8	38	0

Punt Returns	Ret	FC	Yds	Avg	Lg	TD
R.Harris	16	2	151	9.4	30	0
Hargrove	12	2	83	6.9	13	0
Edwards	8	7	60	7.5	13	0
Bellamy	2	0	22	11.0	22	0
C.Williams	2	0	-1	-0.5	0	0

Eagles	40	11	315	7.9	30	0
Opponents	37	19	338	9.1	68t	1

Sacks: White 14.0, Simmons 8.0, Joyner 7.5, Small 3.5, Pitts 3.0, Hopkins 2.0, Golic 2.0, J.Brown 1.0, Chapura 1.0, Evans 1.0, Frizzell 1.0, Hoage 1.0

Eagles 45.0, Opponents 50.0
Leading Tacklers: Joyner 132, Evans 112, Simmons 109, J.Brown 108, Waters 101, B.Smith 91, White 83, Hopkins 77, Small 76, Golic 72.

Passing	Att	Cmp	Yds	Cmp%	Yds/Att	TD	TD%	Int	Int%	Lg	Sk/Lost	Ret
Cunningham	465	271	3466	58.3	7.45	30	6.5	13	2.8	95t	49/431	91.6
McMahon	9	6	63	66.7	7.00	0	0.0	0	0.0	21	1/7	86.8
Byars	4	4	53	100.0	13.25	4	100.0	0	0.0	18t	0/0	158.3
Feagles	1	0	0	0.0	0.00	0	0.0	0	0.0	0	0/0	39.6
Eagles	479	281	3582	58.7	7.48	34	7.1	13	2.7	95t	50/438	94.5
Opponents	566	273	3771	48.2	6.66	23	4.1	19	3.4	78t	45/280	69.6

Scoring	TD	Ru	Pa	Rt	PAT	FG	2Pt	Pts
Ruzek	0	0	0	0	45-48	21-29	0	108
C.Williams	9	0	9	0			0	54
Barnett	8	0	8	0			0	48
Keith Jackson	6	0	6	0			0	36
Cunningham	5	5	0	0			0	30
Sherman	4	1	3	0			0	24
Toney	4	1	3	0			0	24
Byars	3	0	3	0			0	18

Eagles	48	10	34	4	45-48	21-29	0	396
Opp.	33	9	23	1	32-33	23-32	0	299

Field Goals	1-19	20-29	30-39	40-49	50+
Ruzek	2/2	5/7	9/12	4/7	1/1
Eagles	2/2	5/7	9/12	4/7	1/1
Opponents	0/0	4/4	7/8	10/15	2/5

Ruzek: [37G,29G] () [43G,36N,18G] [22G,49N,44G,31G] [38G,30G,29G,19G] [28N,40N] () [27G,34G] () [46G] [39G] [32G] [39N,53G,33G] [22N,34G,37N] [47N,29G] [44G]
Opp: [38G,46G] [25G,50G,42G] [48N] [41G] [33G] [51N,48N,41N,50N,33G,39G] [43G,43G,51N] [39G,49N,44G] () [53G,46G,28G] () [43G,21G,45G,36N] [24G,34G,39G] [47N] [46G] ()

Kickoff Returns	No.	Yds	Avg	Lg	TD
Hargrove	19	341	17.9	30	0
Sanders	15	299	19.9	37	0
Ken.Jackson 6-125, Barnett 4-65, Edwards 3-36, R.Harris 1-44, Vick 2-22, Bellamy 1-17, Jenkins 1-14, Allen 1-2, Hager 1-0					

Eagles	54	965	17.9	44	0
Opponents	74	1408	19.0	40	0

Punting	No	Yds	Avg	Net	TB	Lg	B
Feagles	72	3026	42.0	35.5	3	60	2
Eagles	74	3026	40.9	35.5	3	60	2
Opponents	86	3470	40.3	34.4	10	59	0

Pro Bowl: DT Jerome Brown, QB Randall Cunningham, TE Keith Jackson, DE Reggie White

USUAL STARTERS

WR	Fred Barnett	LDE	Reggie White
LT	Ron Heller	LDT	Mike Golic
LG	Mike Schad	RDT	Jerome Brown
C	David Alexander	RDE	Clyde Simmons
RG	Ron Solt	LLB	Seth Joyner
RT	Reggie Singletary	MLB	Byron Evans
TE	Keith Jackson	RLB	Jessie Small
WR	Calvin Williams	LCB	Ben Smith
QB	Randall Cunningham	RCB	Eric Allen
RB	Keith Byars	SS	Andre Waters
FB	Anthony Toney	FS	Wes Hopkins

1991 Eagles Statistics



Record: 10-6, 3rd in NFC East
Head Coach: Rich Kotite

S-01	W	20-3	at Green Bay	58,991
S-08	L	10-26	Phoenix	63,818
S-15	W	24-0	at Dallas	62,656
S-22	W	23-14	Pittsburgh	65,511
S-30	L	0-23	at Washington	55,198
O-06	L	13-14	at Tampa Bay	41,219
O-13	L	6-13	New Orleans	64,224
O-27	L	7-23	San Francisco	65,796
N-04	W	30-7	NY Giants	65,816
N-10	W	32-30	at Cleveland	72,086
N-17	W	17-10	Cincinnati	63,189
N-24	W	34-14	at Phoenix	37,307
D-02	W	13-6	at Houston	62,141
D-08	W	19-14	at NY Giants	76,099
D-15	L	13-25	Dallas	65,854
D-22	W	24-22	Washington	58,988

TEAM STATS	EAGLES	OPP
Total First Downs	249	206
Rushing	86	53
Passing	142	133
Penalty	21	20
3rd Down: Made/Att	73/223	62/208
3rd Down Pct.	32.7	29.8
4th Down: Made/Att	8/13	2/13
4th Down Pct.	61.5	15.4
Possession Avg.	33:25	26:35
Total Net Yards	4302	3549
Avg. Per Game	268.9	221.8
Total Plays	1004	905
Avg. Per Play	4.3	3.9
Net Yards Rushing	1396	1136
Avg. Per Game	87.3	71.0
Total Rushes	446	383
Net Yards Passing	2906	2413
Avg. Per Game	181.6	150.8
Sacked/Yards Lost	45/263	55/394
Gross Yards	3169	2807
Att./Completions	513/285	467/206
Completion Pct.	55.6	44.1
Had Intercepted	27	26
Punts/Average	88/41.4	86/42.7
Net Punting Avg.	34.0	37.4
Penalties/Yards	111/839	105/881
Fumbles/Ball Lost	34/16	43/22
Touchdowns	29	24
Rushing	8	4
Passing	17	16
Returns	4	4

Passing	Att	Cmp	Yds	Cmp%	Yds/Att	TD	TD%	Int	Int%	Lg	Sk/Lost	Ret
McMahon	311	187	2239	60.1	7.20	12	3.9	11	3.5	75t	21/128	80.3
Kemp	114	57	546	50.0	4.79	5	4.4	5	4.4	57	12/61	60.1
Goebel	56	30	267	53.6	4.77	0	0.0	6	10.7	26	6/37	27.0
Ryan	26	10	98	38.5	3.77	0	0.0	4	15.4	32	4/21	10.3
Cunningham 1-4, 19 yards, sacked twice for 16 yards; Byars 0-2, 1 INT												
Eagles	513	285	3169	55.6	6.18	17	3.3	27	5.3	75t	45/263	63.2
Opponents	467	206	2807	44.1	6.01	16	3.4	26	5.6	75	55/394	52.1

Rushing	No.	Yds	Avg	Lg	TD
Joseph	135	440	3.3	24	3
Byars	94	383	4.1	28	1
Sherman	106	279	2.6	12	0
Kemp	16	73	4.6	18	0
Sanders	54	122	2.3	16	1
McMahon	22	55	2.5	12	1
Drummond	12	27	2.3	7	2
Ken Jackson 1-18, Goebel 1-2, Barnett 1-0, Feagles 3-(-1), Ryan 1-(-2)					

Eagles	446	1396	3.1	28	8
Opponents	383	1136	3.0	34	4

Receiving	No.	Yds	Avg	Lg	TD
Barnett	62	948	15.3	75t	4
Byars	62	564	9.1	37	3
Keith Jackson	48	569	11.9	73t	5
Williams	33	326	9.9	30	3
Green	29	364	12.6	42	0
Sherman	14	59	4.2	11	0
Joseph	10	64	6.4	13	0
Sanders	8	62	7.8	14	0
Shuler	6	91	15.2	21	0
M.Johnson	6	70	11.7	31t	2
Ken Jackson	4	29	7.3	9	0
Harris	2	28	14.0	22	0
McMahon	1	-5	-5.0	-5	0

Eagles	285	3169	11.1	75t	17
Opponents	206	2807	13.6	75	16

INTs	No.	Yds	Avg	Lg	TD
Hopkins	5	26	5.2	14	0
Allen	5	20	4.0	8	0
Joyner	3	41	13.7	41	0
Miano	3	30	10.0	18	0
O.Smith	2	74	37.0	74t	1
Evans	2	46	23.0	31	0
B.Smith	2	6	3.0	6	0
Booty 1-24, Golic 1-13, Waters 1-0, White 1-0					

Eagles	26	280	10.8	74t	1
Opponents	27	432	16.0	59	2

Punt Returns	Ret	FC	Yds	Avg	Lg	TD
Harris	53	9	416	7.8	40	0
Eagles	53	9	416	7.8	40	0
Opponents	42	11	431	10.3	85t	1

Punting	No	Yds	Avg	Net	TB	Lg	B
Feagles	87	3640	41.8	34.0	11	77	1
Eagles	88	3640	41.4	34.0	11	77	1
Opponents	86	3670	42.7	37.4	2	65	1

Sacks: White 15.0, Simmons 13.0, Brown 9.0, Joyner 6.5, Golic 2.5, Hopkins 2.0, Pitts 2.0, W.Thomas 2.0, Booty 1.0, Jenkins 1.0, **Eagles 55.0, Opponents 45.0**

Score By Periods	Q1	Q2	Q3	Q4	OT	Pts
Eagles	41	109	53	82	0	285
Opponents	72	71	38	63	0	244

Scoring	TD	Ru	Pa	Rt	PAT	FG	2Pt	Pts
Ruzek	0	0	0	0	27-29	28-33	0	111
Kei. Jackson	5	0	5	0			0	30
Barnett	4	0	4	0			0	24
Byars	4	1	3	0			0	24
Joseph	3	3	0	0			0	18
Williams	3	0	3	0			0	18
Drummond	2	2	0	0			0	12
M.Johnson	2	0	2	0			0	12
Joyner	2	0	0	2			0	12
McMahan (1 Ru), Senders (1 Ru), Simmons (1 Rt), O.Smith (1 Rt)								

Eagles	29	8	17	4	27-29	28-33	0	285
Opp.	24	4	16	4	23-24	25-33	1	244

Field Goals	1-19	20-29	30-39	40-49	50+
Ruzek	2/2	8/8	9/10	8/10	1/3
Eagles	2/2	8/8	9/10	8/10	1/3
Opponents	0/0	7/7	8/10	6/11	4/5

Ruzek: (37G,40G) (47G,47N) (42G,55N) (27G,34G,20G) (1) (18G,45G) (48G,41G) (37N) (38G,36G,25G) (21G,37G,24G,19G) (42N,37G) (1) (23G,29G) (46G,21G,51G,36G) (37G,51N,47G) (38G)
Opponents: (21G) (52G,28G,22G,42G) (1) (1) (37G,35G,45N,27G) (32N) (36G,43N,26G) (45G,25G,50G) (1) (50G) (38G) (43N) (42G,47G) (44N,32N) (50G,55N,32G,37G) (21G,47G,47G,38G,49N,35G)

Kickoff Returns	No.	Yds	Avg	Lg	TD
Harris	28	473	16.9	33	0
Sanders	10	160	16.0	31	0
Green	5	70	14.0	21	0
Sherman	4	61	15.3	20	0
Eagles	47	764	16.3	33	0
Opponents	60	1146	19.1	51	0

Leading Tacklers: Waters 156, Brown 150, Hopkins 138, Simmons 115, Evans 111, Joyner 110, White 100, Pitts 100, Golic 72, W.Thomas 40

Pro Bowl Selections: CB Eric Allen, DT Jerome Brown, LB Seth Joyner, DE Clyde Simmons, DE Reggie White

USUAL STARTERS			
WR	Fred Barnett	LDE	Reggie White
LT	Ron Heller	LDT	Mike Pitts
LG	Dennis McKnight	RDT	Jerome Brown
C	David Alexander	RDE	Clyde Simmons
RG	Ron Solt	LLB	Seth Joyner
RT	Antone Davis	MLB	Byron Evans
TE	Keith Jackson	RLB	Jessie Small (8)
WR	Calvin Williams		William Thomas (7)
QB	Jim McMahon	LCB	Ben Smith
RB	Heath Sherman (5)	RCB	Eric Allen
	James Joseph (3)	SS	Andre Waters
	Thomas Sanders (3)	FS	Wes Hopkins
FB	Keith Byars		

1992 Eagles Statistics



Record: 11-5, 2nd in NFC East
Head Coach: Rich Kotite

S-06	W	15-13	New Orleans	65,513
S-13	W	31-14	at Phoenix	42,533
S-20	W	30-0	Denver	65,833
O-05	W	31-7	Dallas	66,572
O-11	L	17-24	at Kansas City	76,626
O-18	L	12-16	at Washington	56,380
O-25	W	7-3	Phoenix	64,676
N-01	L	10-20	at Dallas	65,012
N-08	W	31-10	L.A. Raiders	65,388
N-15	L	24-27	at Green Bay (Mil)	52,689
N-22	W	47-34	at NY Giants	68,153
N-29	L	14-20	at San Francisco	64,374
D-06	W	28-17	Minnesota	65,280
D-13	W	20-17	at Seattle	47,492
D-20	W	17-13	Washington	65,841
D-27	W	20-10	NY Giants	64,266

NFC WILD CARD

J-03 W 36-20 at New Orleans 68,893

NFC DIVISIONAL PLAYOFF

J-10 L 10-34 at Dallas 63,721

TEAM STATS

	EAGLES	OPP
Total First Downs	292	242
Rushing	138	73
Passing	138	146
Penalty	16	23
3rd Down: Made/Att	80/208	74/222
3rd Down Pct.	38.5	33.3
4th Down: Made/Att	7/14	13/20
4th Down Pct.	50.0	65.0
Possession Avg.	31:47	28:13
Total Net Yards	4980	4402
Avg. Per Game	311.3	275.1
Total Plays	1009	959
Avg. Per Play	4.9	4.6
Net Yards Rushing	2388	1481
Avg. Per Game	149.3	92.6
Total Rushes	516	386
Net Yards Passing	2592	2921
Avg. Per Game	162.0	182.6
Sacked/Yards Lost	64/462	55/395
Gross Yards	3054	3316
Att./Completions	429/255	517/263
Completion Pct.	59.4	50.9
Had Intercepted	13	24
Punts/Average	82/42.2	85/41.5
Net Punting Avg.	36.9	34.3
Penalties/Yards	101/807	86/683
Fumbles/Ball Lost	25/15	27/13
Touchdowns	44	26
Rushing	19	4
Passing	20	20
Returns	5	2

<u>Rushing</u>	<u>No.</u>	<u>Yds</u>	<u>Avg</u>	<u>Lg</u>	<u>TD</u>
Walker	267	1070	4.0	38	8
Sherman	112	583	5.2	34	5
Cunningham	87	549	6.3	30	5
Byars	41	176	4.3	23	1
McMahon	6	23	3.8	11	0
Sikahema	2	2	1.0	1	0
Barnett	1	-15	-15.0	-15	0

Eagles 516 2388 4.6 38 19

Opponents 386 1481 3.8 51 4

<u>Receiving</u>	<u>No.</u>	<u>Yds</u>	<u>Avg</u>	<u>Lg</u>	<u>TD</u>
Barnett	67	1083	16.2	71t	6
Byars	56	503	9.0	46	2
C.Williams	42	598	14.2	49t	7
Walker	38	278	7.3	41	2
Sherman	18	219	12.2	75t	1
Sikahema	13	142	10.9	22	0
Green	8	105	13.1	21	0
Beach	8	75	9.4	16	2
F.Dixon	3	36	12.0	19	0
M.Johnson	2	16	8.0	13	0

Eagles 255 3054 12.0 75t 20

Opponents 263 3316 12.6 74t 20

<u>INTs</u>	<u>No.</u>	<u>Yds</u>	<u>Avg</u>	<u>Lg</u>	<u>TD</u>
Joyner	4	88	22.0	43t	2
Evans	4	76	19.0	43	0
Allen	4	49	12.3	36	0
Booty	3	22	7.3	22	0
Hopkins	3	6	2.0	4	0
W.Thomas	2	4	2.0	4	0
Miano	1	39	39.0	39	0
Waters	1	23	23.0	23	0
McMillian	1	0	0.0	0	0
O.Smith	1	0	0.0	0	0

Eagles 24 307 12.8 49 2

Opponents 13 77 5.9 30 0

<u>Punt Returns</u>	<u>Ret</u>	<u>FC</u>	<u>Yds</u>	<u>Avg</u>	<u>Lg</u>	<u>TD</u>
Sikahema	40	10	503	12.6	87t	1
Sydney	7	5	52	7.4	17	0

Eagles 47 15 555 11.8 87t 1

Opponents 36 20 295 8.2 47 0

<u>Punting</u>	<u>No</u>	<u>Yds</u>	<u>Avg</u>	<u>Net</u>	<u>TB</u>	<u>Lg</u>	<u>B</u>
Feagles	82	3459	42.2	36.9	7	68	0

Eagles 82 3459 42.2 36.9 7 68 0

Opponents 85 3531 41.5 34.3 3 66 1

<u>Kickoff Returns</u>	<u>No.</u>	<u>Yds</u>	<u>Avg</u>	<u>Lg</u>	<u>TD</u>
Sikahema	26	528	20.3	41	0
Sydney	17	368	21.6	45	0
Walker	3	69	23.0	34	0
Booty	1	11	11.0	11	0
Brooks	1	11	11.0	11	0

Eagles 48 987 20.6 45 0

Opponents 53 1027 19.4 92t 1

<u>Passing</u>	<u>Att</u>	<u>Cmp</u>	<u>Yds</u>	<u>Cmp%</u>	<u>Yds/Att</u>	<u>TD</u>	<u>TD%</u>	<u>Int</u>	<u>Int%</u>	<u>Lg</u>	<u>Sk/Lost</u>	<u>Rat</u>
Cunningham	384	233	2775	60.7	7.23	19	4.9	11	2.9	75t	60/437	87.3
McMahon	43	22	279	51.2	6.49	1	2.3	2	4.7	42t	4/25	60.1

Byars 1-0-0, Walker 1-0-0

Eagles 429 255 3054 59.4 7.12 20 4.7 13 3.0 75t 64/462 84.2

Opponents 517 263 3316 50.9 6.41 20 3.9 24 4.6 74t 56/395 64.8

<u>Score By Periods</u>	<u>Q1</u>	<u>Q2</u>	<u>Q3</u>	<u>Q4</u>	<u>OT</u>	<u>Pts</u>
Eagles	45	109	89	108	3	354
Opponents	47	87	30	81	0	245

<u>Scoring</u>	<u>TD</u>	<u>Ru</u>	<u>Pa</u>	<u>Rt</u>	<u>PAT</u>	<u>FG</u>	<u>2Pt</u>	<u>Pts</u>
Ruzek	0	0	0	0	40-44	16-25	0	88
Walker	10	8	2	0			0	60
C.Williams	7	0	7	0			0	42
Barnett	6	0	6	0			0	36
Sherman	6	5	1	0			0	36
Cunningham	5	5	0	0			0	30
Byars	3	1	2	0			0	18
Beach	2	0	2	0			0	12
Joyner	2	0	0	2			0	12
Rose	1	0	0	1			0	6
Sikahema	1	0	0	1			0	6
White	1	0	0	1			0	6
Team	0	0	0	0			1	2

Eagles 44 19 20 5 40-44 16-25 1 354

Opp. 26 4 20 2 26-26 21-32 0 245

<u>Field Goals</u>	<u>1-19</u>	<u>20-29</u>	<u>30-39</u>	<u>40-49</u>	<u>50+</u>
Ruzek	2/2	3/3	4/6	6/13	1/1

Eagles 2/2 3/3 4/6 6/13 1/1

Opponents 1/1 8/10 8/11 4/10 0/0

Ruzek: (18G) (33G) (50G,27G,35G) (40G) (49G,39N,43B) (39G) (46N,42N) (18G) (24G) (34G) (11) (40N) (42G,34B,44G) (45N,47N,23G) (40B,45G,46G)

Opponents: (39G,31G,41N) (48N) (49N,33N) (48N) (20G) (32N,18G,21G,28G) (24N,34G) (42N,38N,35G,48G) (22G) (31G,41G) (35G,44G) (22G,28N,28G) (42N,32G) (39G) (29G,41G) (20G)

Sacks: Simmons 19.0, White 14.0, Harmon 7.5, Joyner 7.0, Pitts 4.0, Golic 2.0, W.Thomas 1.5,
Eagles 55.0, Opponents 64.0

Leading Tacklers: Evans 175, Miano 125, Joyner 121, Hopkins 102, Booty 97, Simmons 96, W.Thomas 94, Golic 94, White 81, Allen 72.

Pro Bowl Selections: CB Eric Allen, WR Fred Barnett, DE Clyde Simmons, DE Reggie White

<u>USUAL STARTERS</u>			
WR	Fred Barnett	LDE	Reggie White
LT	Ron Heller	LDT	Andy Harmon
LG	Mike Schad	RDT	Mike Golic
C	David Alexander	RDE	Clyde Simmons
RG	Eric Floyd	LLB	Seth Joyner
RT	Antone Davis	MLB	Byron Evans
TE	Keith Byars (8)	RLB	William Thomas
	Pat Beach (7)	LCB	Izel Jenkins (6)
WR	Calvin Williams		John Booty (6)
QB	Randall Cunningham	RCB	Eric Allen
RB	Herschel Walker	SS	Rich Miano
FB	Heath Sherman (7)	FS	Wes Hopkins (10)
	Keith Byars (7)		Andre Waters (6)

<u>Passing</u>	<u>Att</u>	<u>Cmp</u>	<u>Yds</u>	<u>Cmp%</u>	<u>Yds/Att</u>	<u>TD</u>	<u>TD%</u>	<u>Int</u>	<u>Int%</u>	<u>Lg</u>	<u>Sk/Lost</u>	<u>Rat</u>
Cunningham	384	233	2775	60.7	7.23	19	4.9	11	2.9	75t	60/437	87.3
McMahon	43	22	279	51.2	6.49	1	2.3	2	4.7	42t	4/25	60.1

1993 Eagles Statistics



Record: 8-8, 3rd in NFC East
Head Coach: Rich Kotite

S-05	W	23-17	Phoenix	59,831
S-12	W	20-17	at Green Bay	59,061
S-19	W	34-31	Washington	65,435
O-03	W	35-30	at NY Jets	72,593
O-10	L	6-17	Chicago	63,601
O-17	L	10-21	at NY Giants	76,050
O-31	L	10-23	Dallas	61,912
N-07	L	3-16	at Phoenix	46,663
N-14	L	14-19	Miami	64,213
N-21	L	3-7	NY Giants	62,928
N-28	W	17-14	at Washington	46,663
D-06	L	17-23	at Dallas	64,521
D-12	L	7-10	Buffalo	60,769
D-19	W	20-10	at Indianapolis	44,952
D-26	W	37-26	New Orleans	50,085
J-03	W	37-34	at San Francisco	61,653

TEAM STATS	EAGLES	OPP
Total First Downs	303	271
Rushing	104	91
Passing	184	155
Penalty	15	25
3rd Down: Made/Att	92/224	66/205
3rd Down Pct.	41.1	32.2
4th Down: Made/Att	7/16	15/20
4th Down Pct.	43.8	75.0
Possession Avg.	31:00	29:00
Total Net Yards	4922	5019
Avg. Per Game	307.6	313.7
Total Plays	1054	966
Avg. Per Play	4.7	5.2
Net Yards Rushing	1761	2080
Avg. Per Game	110.1	130.0
Total Rushes	456	467
Net Yards Passing	3161	2939
Avg. Per Game	197.6	183.7
Sacked/Yards Lost	42/302	36/214
Gross Yards	3463	3153
Att./Completions	556/328	463/251
Completion Pct.	59.0	54.2
Had Intercepted	13	20
Punts/Average	83/40.0	75/41.8
Net Punting Avg.	35.3	36.2
Penalties/Yards	101/770	85/610
Fumbles/Ball Lost	32/21	33/15
Touchdowns	35	35
Rushing	7	11
Passing	23	22
Returns	5	2

Score By Periods	Q1	Q2	Q3	Q4	OT	Pts
Eagles	36	101	56	97	3	293
Opponents	65	94	55	101	0	315

Pro Bowl Selections: CB Eric Allen, LB Seth Joyner

Rushing	No.	Yds	Avg	Lg	TD
Walker	174	746	4.3	35	1
Sherman	115	406	3.5	19	2
Hebron	84	297	3.5	33	3
Joseph	39	140	3.6	12	0
Cunningham	18	110	6.1	26	1
Brister	20	39	2.0	13	0
O'Brien	4	17	4.3	11	0
Feagles	2	6	3.0	6	0

Eagles	456	1761	3.9	35	7
Opponents	467	2080	4.5	85t	11

Receiving	No.	Yds	Avg	Lg	TD
Walker	75	610	8.1	55	3
C.Williams	60	725	12.1	80t	10
Bavaro	43	481	11.2	27	6
Bailey	41	545	13.3	58	1
Joseph	29	291	10.0	48	1
Barnett	17	170	10.0	21	0
Young	14	186	13.3	49t	2
Lofton	13	167	12.8	32	0
Sherman	12	78	6.5	21	0
Hebron	11	82	7.5	12	0
M.Johnson	10	81	8.1	17	0
Sydner	2	42	21.0	31	0
Lawrence	1	5	5.0	5	0

Eagles	328	3463	10.6	80t	23
Opponents	251	3153	12.6	69	22

INTs	No.	Yds	Avg	Lg	TD
Allen	6	201	33.5	94t	4
Miano	4	26	6.5	16	0
W.Thomas	2	39	19.5	21	0
McMillian	2	25	12.5	17	0

Hager 1-19; Evans 1-8; Joyner 1-6; Hopkins 1-0; Simmons 1-0; O. Smith 1-0

Eagles	20	324	16.2	94t	4
Opponents	13	107	8.2	41	0

Kickoff Returns	No.	Yds	Avg	Lg	TD
Sikahema	30	579	19.3	35	0
Walker	11	184	16.7	30	0
Sydner	9	158	17.6	36	0
Hebron	3	35	11.7	18	0
M.Johnson	1	7	7.0	7	0
O.Smith	0	24	-	24	0

Eagles	54	987	18.3	36	0
Opponents	53	1133	21.4	60	0

Leading Tacklers: Joyner 113, Evans 109, W.Thomas 107, Miano 104, Simmons 98, Hopkins 94, Harmon 89, Hager 78, Allen 64, Waters 64.

Sacks: Harmon 11.5, W.Thomas 6.5, Simmons 5.0, Millard 4.0, Flores 3.0, Allen 2.0, Joyner 2.0, Hager 1.0, Perry 1.0, **Eagles 36.0, Opponents 42.0**

Passing	Att	Cmp	Yds	Cmp%	Yds/Att	TD	TD%	Int	Int%	Lg	Sk/Lost	Rat
Brister	309	181	1905	58.6	6.17	14	4.5	5	1.6	58	19/148	84.9
O'Brien	137	71	708	51.8	5.17	4	2.9	3	2.2	41	15/116	67.4
Cunningham	110	76	850	69.1	7.73	5	4.5	5	4.5	80t	7/33	88.1
Walker	0	0	0	-	-	0	-	0	-	-	1/5	---
Eagles	556	328	3463	59.0	6.23	23	4.1	13	2.3	80t	42/302	81.2
Opponents	463	251	3153	54.2	6.81	22	4.8	20	4.3	69	36/214	73.5

Scoring	TD	Ru	Pa	Rt	PAT	FG	2Pt	Pts
C.Williams	10	0	10	0			0	60
Bahr	0	0	0	0	18-19	8-13	0	42
Ruzek	0	0	0	0	13-16	8-10	0	37
Bavaro	6	0	6	0			0	36
Allen	4	0	0	4			0	24
Walker	4	1	3	0			0	24
Hebron	3	3	0	0			0	18
Sherman	2	2	0	0			0	12
Young	2	0	2	0			0	12
Bailey	1	0	1	0			0	6
Cunningham	1	1	0	0			0	6
Evans	1	0	0	1			0	6
Joseph	1	0	1	0			0	6

Flores (2), Team (2)

Eagles	35	7	23	5	31-35	16-23	2	293
Opp.	35	11	22	2	34-35	23-34	1	315

Field Goals	1-19	20-29	30-39	40-49	50+
Bahr	0/0	4/6	2/2	2/5	0/0
Ruzek	0/0	4/4	3/5	1/1	0/0

Eagles	0/0	8/10	5/7	3/6	0/0
Opponents	1/1	8/9	8/11	5/10	1/3

Ruzek: (32N) (31N,27G,30G) 0 0 0 0 0 0 0 0 0 (21G,25G) (46G) (34G,32G,28G)

Bahr: 0 0 (27G,42G) 0 0 (48G) (33G) (27G,27N) (47N) (35G) (22G) (25G,44N) (21N,45N) 0 0 0

Opponents: (24G) (23G) (38G) 0 (37G) 0 (35G,23G,40G) (23G,20G,29G,47N,40N) (46G,45G) (52N,34N,45N) (35N) (23G,19G,47G) (42N,29N,51N,34G) (39G) (41G,56G,35G,37G) (30G,47N,29G,32N)

Punting	No	Yds	Avg	Net	TB	Lg	B
Feagles	83	3323	40.0	35.3	4	60	0
Eagles	83	3323	40.0	35.3	4	60	0
Opponents	75	3137	41.8	36.2	7	59	0

Punt Returns	Ret	FC	Yds	Avg	Lg	TD
Sikahema	33	20	275	8.3	25	0
O.Smith	0	0	9	-	9	0

Eagles	33	20	284	8.6	25	0
Opponents	35	19	311	8.9	83t	1

USUAL STARTERS			
WR	Victor Bailey	LDE	Mike Flores
LT	Broderick Thompson	LDT	Andy Harmon
LG	Mike Schad	RDT	William Perry
C	David Alexander	RDE	Clyde Simmons
RG	L.Holmes (6), R.Hallstrom (6)	LLB	Seth Joyner
RT	Antone Davis	MLB	Byron Evans
TE	Mark Bavaro	RLB	William Thomas
WR	Calvin Williams	LCB	Mark McMillian
QB	B.Brister (8), R.Cunningham (4), K.O'Brien (4)	RCB	Eric Allen
RB	Herschel Walker	SS	A.Waters (8), W.Hopkins (6)
FB	H.Sherman (6), J.Joseph (5)	FS	Rich Miano

1994 Eagles Statistics



Record: 7-9, 4th in NFC East
Head Coach: Rich Kotite

S-04	L	23-28	at NY Giants	76,130
S-12	W	30-22	Chicago	64,890
S-18	W	13-7	Green Bay	63,922
O-02	W	40-8	at San Francisco	64,843
O-09	W	21-17	Washington	63,947
O-16	L	13-24	at Dallas	64,703
O-24	W	21-6	Houston	65,233
O-30	W	31-29	at Washington	53,530
N-06	W	17-7	Arizona	64,952
N-13	L	7-26	Cleveland	65,233
N-20	L	6-12	at Arizona	62,779
N-27	L	21-28	at Atlanta	60,008
D-04	L	19-31	Dallas	65,974
D-11	L	3-14	at Pittsburgh	55,474
D-18	L	13-16	NY Giants	64,540
D-24	L	30-33	at Cincinnati	39,923

TEAM STATS

	EAGLES	OPP
Total First Downs	293	275
Rushing	103	94
Passing	168	151
Penalty	22	30
3rd Down: Made/Att	101/243	78/214
3rd Down Pct.	41.6	36.4
4th Down: Made/Att	6/17	4/9
4th Down Pct.	35.3	44.4
Possession Avg.	30:47	29:13
Total Net Yards	5125	4710
Avg. Per Game	320.3	294.4
Total Plays	1046	981
Avg. Per Play	4.9	4.8
Net Yards Rushing	1761	1616
Avg. Per Game	110.1	101.0
Total Rushes	432	449
Net Yards Passing	3364	3094
Avg. Per Game	210.3	193.4
Sacked/Yards Lost	48/372	42/265
Gross Yards	3736	3359
Att./Completions	566/316	490/251
Completion Pct.	55.8	51.2
Had Intercepted	14	21
Punts/Average	92/40.5	90/39.7
Net Punting Avg.	92/35.4	90/32.8
Penalties/Yards	138/1107	98/844
Fumbles/Ball Lost	23/12	29/14
Touchdowns	35	33
Rushing	14	11
Passing	18	20
Returns	3	2

Passing	Att	Cmp	Yds	Cmp%	Yds/Att	TD	TD%	Int	Int%	Lg	Sk/Lost	Rat
Cunningham	490	265	3229	54.1	6.59	16	3.3	13	2.7	93	43/333	74.4
Brister	76	51	507	67.1	6.67	2	2.6	1	1.3	53	5/39	89.1
Eagles	566	316	3736	55.8	6.60	18	3.2	14	2.5	93	48/372	76.4
Opponents	490	251	3359	51.2	6.86	20	4.1	21	4.3	85t	42/265	69.1

Rushing	No.	Yds	Avg	Lg	TD
Walker	113	528	4.7	91t	5
Garner	109	399	3.7	28t	3
Hebron	82	325	4.0	19	2
Cunningham	65	288	4.4	22	3
Joseph	60	203	3.4	34t	1
C.Williams	2	11	5.5	6	0
Brister	1	7	7.0	7	0
Eagles	432	1761	4.1	91t	14
Opponents	449	1616	3.6	33	11

Receiving	No.	Yds	Avg	Lg	TD
Barnett	78	1127	14.4	54	5
C.Williams	58	813	14.0	53	3
Walker	50	500	10.0	93	2
Joseph	43	344	8.0	35t	2
M.Johnson	21	204	9.7	22	2
Bailey	20	311	15.6	61	1
Hebron	18	137	7.6	29	0
Bavaro	17	215	12.6	27t	3
Garner	8	74	9.3	28	0
Alexander	2	1	0.5	1	0
Sydner	1	10	10.0	10	0
Eagles	316	3736	11.8	93	18
Opponents	251	3359	13.4	85t	20

INTs	No.	Yds	Avg	Lg	TD
G.Jackson	6	86	14.3	55t	1
Zordich	4	39	9.8	18t	1
Allen	3	61	20.3	33	0
Romanowski	2	8	4.0	8	0
McMillian	2	2	1.0	5	0
W.Thomas 1-7; Evans 1-6; Hager 1-0; Harmon 1-0					
Eagles	21	209	10.0	55t	2
Opponents	14	206	14.7	94t	1

Kickoff Returns	No.	Yds	Avg	Lg	TD
Walker	21	581	27.7	94t	1
Hebron	21	443	21.1	33	0
Sydner	20	392	19.6	34	0
O.Smith	1	14	14.0	14	0
Joseph	1	11	11.0	11	0
M.Johnson	1	0	0.0	0	0
O'Neal	1	0	0.0	0	0
Zordich	1	0	0.0	0	0
Eagles	67	1441	21.5	94t	1
Opponents	64	1425	22.3	68	0

Leading Tacklers: Zordich 130, W.Thomas 126, G.Jackson 119, Harmon 100, Romanowski 96, Evans 82, Allen 68, Perry 66, Fuller 63, Hager 60.

Sacks: Fuller 9.5, Harmon 9.0, W.Thomas 6.0, Grossman 5.5, Flores 3.0, Romanowski 2.5, Townsend 2.0, Hager 1.0, Jeter 1.0, Smith 1.0, Zordich 1.0, Evans 0.5, **Eagles 42.0, Opponents 48.0**

Score By Periods	Q1	Q2	Q3	Q4	OT	Pts
Eagles	48	106	81	73	0	308
Opponents	65	73	65	105	0	308

Scoring	TD	Ru	Pa	Rt	PAT	FG	2Pt	Pts
Murray	0	0	0	0	33-33	21-25	0	96
Walker	8	5	2	1			0	48
Barnett	5	0	5	0			0	30
Bavaro	3	0	3	0			0	18
Cunningham	3	3	0	0			0	18
Garner	3	3	0	0			0	18
Joseph	3	1	2	0			0	18
C.Williams	3	0	3	0			0	18
Hebron	2	2	0	0			0	12
M.Johnson	2	0	2	0			0	12
Bailey	1	0	1	0			0	6
G.Jackson	1	0	0	1			0	6
Zordich	1	0	0	1			0	6
Fuller	0	0	0	0			1	2
Eagles	35	14	18	3	33-33	21-25	1	308
Opp.	35	11	20	2	27-28	25-26	0	308

2-Pt. Conversions: Eagles 0-2, Opp. 4-5
Field Goals **1-19** **20-29** **30-39** **40-49** **50+**

Murray	1/1	8/8	10/10	2/6	0/0
Eagles	1/1	8/8	10/10	2/6	0/0
Opponents	3/3	9/9	5/5	5/5	3/4
Murray: [21G,39G,36G] [41G,29G,33G] [26G,26G] [36G] [1] [1] [49N,42N,30G] [42N,36G] [1] [26G,30G] [1] [22G,19G] [21G] [32G,42G,44N] [36G,23G,35G]					
Opponents: [1] [1] [1] [47G] [37G] [21G,24G] [54G,23G,40G] [52N] [35G,41G,22G,36G] [24G,24G,24G,39G] [50G,40G] [19G] [1] [47G,19G,18G] [28G,36G,22G,54G]					

<u>Punting</u>	<u>No</u>	<u>Yds</u>	<u>Avg</u>	<u>Net</u>	<u>TB</u>	<u>Lg</u>	<u>B</u>
Barker	66	2696	40.8	36.3	7	67	0
Berger	25	951	38.0	31.3	2	57	0
Cunningham1	80	80.0	80.0	0	80	0	
Eagles	92	3727	40.5	35.4	9	80	0
Opponents	90	3570	39.7	32.8	12	60	0
<u>Punt Returns</u>	<u>Ret</u>	<u>FC</u>	<u>Yds</u>	<u>Avg</u>	<u>Lg</u>	<u>TD</u>	
Sydner	40	17	381	9.5	49	0	
O'Neal	1	0	0	0.0	0	0	
Bailey	0	1	0	-	-	0	
Eagles	41	18	381	9.3	49	0	
Opponents	47	17	286	6.1	68t	1	

Pro Bowl Selections: CB Eric Allen, DE William Fuller

USUAL STARTERS

WR	Fred Barnett	LDE	William Fuller
LT	Bernard Williams	LDT	Andy Harmon
LG	Antone Davis	RDT	William Perry
C	David Alexander	RDE	Greg Townsend
RG	Lester Holmes	LLB	Bill Romanowski
RT	Broderick Thompson	MLB	Byron Evans
TE	Mark Bavaro (11)	RLB	William Thomas
	Maurice Johnson (10)	LCB	Mark McMillian
WR	Calvin Williams	RCB	Eric Allen
QB	Randall Cunningham	SS	Michael Zordich
RB	Herschel Walker	FS	Greg Jackson
RB	Charlie Garner (8)		
	James Joseph (4)		

1995 Eagles Statistics



Record: 10-6, 2nd in NFC East
Head Coach: Ray Rhodes

S-03	L	6-21	Tampa Bay	66,266
S-10	W	31-19	at Arizona	45,004
S-17	L	21-27	San Diego	63,081
S-24	L	17-48	at Oakland	48,875
O-01	W	15-10	at New Orleans	43,938
O-08	W	37-34	ot Washington	65,498
O-15	W	17-14	at NY Giants	74,252
O-29	W	20-9	St. Louis	62,172
N-06	L	12-34	at Dallas	64,876
N-12	W	31-13	Denver	60,842
N-19	W	28-19	NY Giants	63,562
N-26	W	14-7	at Washington	50,539
D-03	L	14-26	at Seattle	39,893
D-10	W	20-17	Dallas	66,198
D-17	W	21-20	Arizona	62,076
D-24	L	14-20	at Chicago	52,391
NFC WILD CARD				
D-30	W	58-37	Detroit	66,492
NFC DIVISIONAL PLAYOFF				
J-07	L	11-30	at Dallas	64,371

TEAM STATS

Total First Downs	290	281				
Rushing	126	102				
Passing	145	154				
Penalty	19	25				
3rd Down: Made/Att	89/233	84/220				
3rd Down Pct.	38.2	38.2				
4th Down: Made/Att	10/17	12/17				
4th Down Pct.	58.8	70.6				
Possession Avg.	30:26	29:34				
Total Net Yards	4807	4638				
Avg. Per Game	300.4	289.9				
Total Plays	1050	1013				
Avg. Per Play	4.6	4.6				
Net Yards Rushing	2121	1822				
Avg. Per Game	132.6	113.9				
Total Rushes	508	466				
Net Yards Passing	2686	2816				
Avg. Per Game	167.9	176.0				
Sacked/Yards Lost	46/245	48/305				
Gross Yards	2931	3121				
Att./Completions	496/284	499/268				
Completion Pct.	57.3	53.7				
Had Intercepted	19	19				
Punts/Average	86/42.8	74/41.3				
Net Punting Avg.	86/33.7	74/35.2				
Penalties/Yards	112/838	87/727				
Fumbles/Ball Lost	31/17	30/19				
Touchdowns	36	39				
Rushing	19	14				
Passing	11	14				
Returns	6	8				
Score By Periods	Q1	Q2	Q3	Q4	OT	Pts
Eagles	83	99	55	78	3	318
Opponents	71	101	59	107	3	338

Rushing

	No.	Yds	Avg	Lg	TD
Watters	337	1273	3.8	57	11
Garner	108	588	5.4	55t	6
Peete	32	147	4.6	18	1
Cunningham	21	98	4.7	20	0
Turner	2	9	4.5	12	0
Witherspoon	2	7	3.5	5	0
McCrory	3	1	0.3	1t	1
Hutton 1-0, Saxon 1-0, C. Williams 1-(-2)					
Eagles	508	2121	4.2	57	19
Opponents	466	1822	3.9	44t	14
	No.	Yds	Avg	Lg	TD
C. Williams	63	768	12.2	37t	2
Watters	62	434	7.0	24	1
Barnett	48	585	12.2	33	5
Carpenter	29	318	11.0	29	0
West	20	190	9.5	26	1
Martin	17	206	12.1	22	0
Garner	10	61	6.1	29	0
McCrory	9	60	6.7	11	0
Monk	6	114	19.0	36	0
J. Johnson	6	37	6.2	9	0
R. Johnson	5	68	13.6	33	2
Jones	5	61	12.2	17	0
Turner	4	29	7.3	11	0

Eagles	284	2931	10.3	37t	11
Opponents	268	3121	11.6	64t	14
	No.	Yds	Avg	Lg	TD
Thomas	7	104	14.9	37t	1
McMillian	3	27	9.0	19	0
Taylor	2	52	26.0	35	0
Romanowski	2	5	2.5	7	0
Gouveia 1-20; Jackson 1-18; Zordich 1-10; Fra- zier 1-3; Wilburn 1-0					

Eagles	19	239	12.6	37t	1
Opponents	19	240	12.6	65t	2
	No.	Yds	Avg	Lg	TD
Garner	29	590	20.3	41	0
Martin	20	388	19.4	38	0
Witherspoon	18	459	25.5	86t	1
Jones	2	46	23.0	26	0
McCrory 1-1, Saxon 1-3					

Eagles 71 1487 20.9 86t 1
Opponents 61 1576 25.8 70 0
Leading Tacklers: Gouveia 144, Romanowski 127, Har-
mon 85, Thomas 83, Zordich 74, Jackson 70, McMillian
63, Mamula 55, Fuller 53, Taylor 52

Sacks: Fuller 13.0, Harmon 11.0, K. Johnson 6.0, Mam-
ula 5.5, Stubbs 5.5, Thomas 2.0, Woodard 1.5, Hall 1.0,
Romanowski 1.0, Zordich 1.0, Gunn 0.5,
Eagles 48.0, Opp. 46.0

Passing

	Att	Cmp	Yds	Cmp%	Yds/Att	TD	TD%	Int	Int%	Lg	Sk/Lost	Ret
Peete	375	215	2326	57.3	6.20	8	2.1	14	3.7	37t	33/166	67.3
Cunningham	121	69	605	57.0	5.00	3	2.5	5	4.1	33	13/79	61.5
Eagles	496	284	2931	57.3	5.91	11	2.2	19	3.8	37t	46/245	65.9
Opponents	499	268	3121	53.7	6.25	14	2.8	19	3.8	64t	48/305	66.4

Scoring

	TD	Ru	Pa	Rt	PAT	FG	2Pt	Pts
Anderson	0	0	0	0	32-33	22-30	0	98
Watters	12	11	1	0			0	72
Garner	6	6	0	0			0	36
Barnett	5	0	5	0			0	32
C. Williams	2	0	2	0			0	14
R. Johnson	2	0	2	0			0	14
Henderson (1 Rt), Jackson (1 Rt), K. Johnson (1 Rt), McCrory (1 Ru), Peete (1 Ru), Thomas (1 Rt), West (1 Pa), Witherspoon (1 Rt), Zordich (1 Rt)								

Eagles	36	19	11	6	32-33	22-30	0	318
Opp.	36	14	14	8	32-32	28-37	1	338

2-Pt. Conversions: Eagles 2-3 (Barnett, C. Williams),
Opponents 2-4

	1-19	20-29	30-39	40-49	50+
Anderson	0/0	5/5	9/10	8/12	0/3
Eagles	0/0	5/5	9/10	8/12	0/3
Opponents	0/0	10/10	11/14	7/11	0/2

Anderson: (21G,28G) (51N,43G) (43N) (30G, 56N)
(20G,43G,36G,37G,42G) (40G,43G,35G) (45N,40G)
(20G,36G) (36G,37G) (52N,39G) () (41N) (32N)
(42G,27G,38G,42G) (48B) ()

Opponents: () (21G,29G) (35G,21G) (35G,28G) (34G)
(36G,47N,46G) (20G,21G) (62N,32N,29G) (42G,37G)
(44G,48G) (37N,44G) (42N,50N) (47G,35G,37G,45G) (21G)
(37G,35G,37G,35G, 47N) (40N,27G,28G,37N)

	No	Yds	Avg	Net	TB	Lg	B
Hutton	85	3682	43.3	33.7	13	63	1
Eagles	86	3682	42.8	33.7	13	63	1
Opponents	74	3055	41.3	35.2	8	63	0

	Ret	FC	Yds	Avg	Lg	TD
Martin	17	10	214	12.6	38	0
Carpenter	12	6	79	6.6	22	0
Eagles	29	16	293	10.1	38	0
Opponents	38	17	527	13.9	88t	2

Pro Bowl Selections: DE William Fuller, LB William
Thomas, RB Ricky Watters

USUAL STARTERS

WR	Fred Barnett	LDE	William Fuller
LT	Barrett Brooks	LDT	Andy Harmon
LG	Guy McIntyre	RDT	Ronnie Dixon (9)
C	Raleigh McKenzie		Mark Gunn (5)
RG	Joe Panos (9)	RDE	Mike Mamula
	Harry Boatswain (7)	LLB	Bill Romanowski
RT	Antone Davis	MLB	Kurt Gouveia
TE	Ed West	RLB	William Thomas
WR	Calvin Williams	LCB	Mark McMillian
QB	Rodney Peete	RCB	Bobby Taylor
RB	Ricky Watters	SS	Michael Zordich
FB	James Saxon (4)	FS	Greg Jackson
	Fred McCrory (3)		

1996 Eagles Statistics



Record: 10-6, 2nd in NFC East Head Coach: Ray Rhodes

S-01	W	17-14	at Washington	53,415
S-09	L	13-39	at Green Bay	60,666
S-15	W	24-17	Detroit	66,007
S-22	W	33-18	at Atlanta	40,107
S-30	L	19-23	Dallas	67,201
O-13	W	19-10	at NY Giants	72,729
O-20	W	35-28	Miami	66,240
O-27	W	20- 9	Carolina	65,982
N-03	W	31-21	at Dallas	64,952
N-10	L	17-24	Buffalo	66,613
N-17	L	21-26	Washington	66,834
N-24	L	30-36	at Arizona	36,175
D-01	W	24- 0	NY Giants	51,468
D-05	L	10-37	at Indianapolis	52,689
D-14	W	21-20	at NY Jets	29,178
D-22	W	29-19	Arizona	63,658
NFC WILD CARD				
D-29	L	0-14	at San Francisco	56,460

TEAM STATS

	EAGLES	OPP
Total First Downs	319	264
Rushing	107	87
Passing	196	150
Penalty	16	27
3rd Down: Made/Att	83/219	84/215
3rd Down Pct.	37.9	39.1
4th Down: Made/Att	6/15	5/14
4th Down Pct.	40.0	35.7
Possession Avg.	32:12	27:48
Total Net Yards	5627	4562
Avg. Per Game	351.7	285.1
Total Plays	1076	961
Avg. Per Play	5.2	4.7
Net Yards Rushing	1882	1583
Avg. Per Game	117.6	98.9
Total Rushes	489	421
Net Yards Passing	3745	2979
Avg. Per Game	234.1	186.2
Sacked/Yards Lost	39/234	40/264
Gross Yards	3979	3243
Att./Completions	548/328	500/271
Completion Pct.	59.9	54.2
Had Intercepted	18	19
Punts/Average	74/42.0	74/44.4
Net Punting Avg.	74/35.1	74/37.5
Penalties/Yards	117/963	99/710
Fumbles/Ball Lost	24/14	26/12
Touchdowns	41	35
Rushing	16	12
Passing	19	18
Returns	6	5

Score By Periods	Q1	Q2	Q3	Q4	OT	Pts
Eagles	98	88	64	113	0	363
Opponents	64	119	73	85	0	341

Pro Bowl Selections: WR Irving Fryar, DE William Fuller, LB William Thomas, RB Ricky Watters

Rushing	No.	Yds	Avg	Lg	TD
Watters	353	1411	4.0	56t	13
Garner	66	346	5.2	46	1
Detmer	31	59	1.9	9	1
Turner	18	39	2.2	7	0
Peete	20	31	1.6	11	1
Fryar	1	-4	-4.0	-4	0
Eagles	489	1882	3.8	56t	16
Opponents	421	1583	3.8	49t	12

Receiving	No.	Yds	Avg	Lg	TD
Fryar	88	1195	13.6	42	11
Jones	70	859	12.3	38	5
Watters	51	444	8.7	36	0
Turner	43	409	9.5	41	1
Seay	19	260	13.7	35	0
Dunn	15	332	22.1	58	2
Williams LG	15	93	6.2	19	1
Williams TM	2	8	4.0	4	0
Garner	14	92	6.6	13	0
Solomon	8	125	15.6	23	0
West	8	91	11.4	29	0
J. Johnson	7	127	18.1	31	0
Ingram	2	33	16.5	20	0
McIntyre	1	4	4.0	4	0

Eagles	No.	Yds	Avg	Lg	TD
Eagles	328	3979	12.1	62	19
Opponents	271	3243	12.0	67	18
INTs					
Zordich	4	54	13.5	28	0
Vincent	3	144	48.0	90t	1
W. Thomas	3	47	15.7	37	0
Dawkins	3	41	13.7	30	0
Taylor	3	-1	-0.3	0	0
Willis 1-14; J. Fuller 1-4; Farmer 1-0					
Eagles	19	303	15.9	104t	1
Opponents	18	265	14.7	65t	3

Kickoff Returns	No.	Yds	Avg	Lg	TD
Witherspoon	53	1271	24.0	97t	2
Garner	6	117	19.5	28	0
Seay	4	51	12.8	22	0
Brooks	1	0	0.0	0	0
Eagles	64	1439	22.5	97t	2
Opponents	73	1715	23.5	86	0

Leading Tacklers: Zordich 96, Willis 77, Mamula 75, Dawkins 74, W.Thomas 71, Hall 67, H.Thomas 64, Taylor 62, W.Fuller 54, Vincent 52

Sacks: Fuller 13.0, Mamula 8.0, W. Thomas 5.5, Hall 4.5, Jefferson 2.5, Dawkins 1.0, Farmer 1.0, Harmon 1.0, K. Johnson 1.0, Taylor 1.0, H. Thomas 1.0, Griffin 0.5, **Eagles 40.0, Opp. 39.0**

Passing	Att	Cmp	Yds	Cmp%	Yds/Att	TD	TD%	Int	Int%	Lg	Sk/Lost	Ret
Detmer	401	238	2911	59.4	7.26	15	3.7	13	3.2	42	27/171	80.8
Peete	134	80	992	59.7	7.40	3	2.2	5	3.7	62	11/53	74.6
Rypien	13	10	76	76.9	5.85	1	7.7	0	0.0	16	0/0	116.2
Hoying	0	0	0	----	----	0	----	0	----	----	1/10	----
Eagles	548	328	3979	59.9	7.26	19	3.5	18	3.3	62	39/234	80.1
Opponents	500	271	3243	54.2	6.49	18	3.6	19	3.8	67	40/264	70.4

Scoring	TD	Ru	Pa	Rt	PAT	FG	2Pt	Pts
Anderson	0	0	0	0	40/40	25/29	0	115
Watters	13	13	0	0	0/0	0/0	0	78
Fryar	11	0	11	0	0/0	0/0	0	66
Jones	5	0	5	0	0/0	0/0	0	30
Dunn	2	0	2	0	0/0	0/0	0	12
Witherspoon	2	0	0	2	0/0	0/0	0	12
Detmer	1	1	0	0	0/0	0/0	0	6
Garner	1	1	0	0	0/0	0/0	0	6
Hall	1	0	0	1	0/0	0/0	0	6
Mamula	1	0	0	1	0/0	0/0	0	6
Peete	1	1	0	0	0/0	0/0	0	6
W. Thomas	1	0	0	1	0/0	0/0	0	6
Turner	1	0	1	0	0/0	0/0	0	6
Vincent	1	0	0	1	0/0	0/0	0	6

Eagles	TD	Ru	Pa	Rt	PAT	FG	2Pt	Pts
Eagles	41	16	19	6	40/40	25/29	1	363
Opp.	35	12	18	5	30/32	31/36	1	341

2-Pt. Conversions: Eagles 0-1, Opp. 3-3

Field Goals	1-19	20-29	30-39	40-49	50+
Anderson	0/0	10/11	8/9	7/9	0/0
Eagles	0/0	10/11	8/9	7/9	0/0
Opponents	1/1	8/8	13/15	7/8	2/4

Anderson: (26G) () (38N,39G) (28G,33G,39G, 25G) (46G,29B) (39G,46G,45G,29G) () (46G, 21G) (30G) (23G) () (44G,25G,32G) (44G,44N) (31G) (48N) (23G,22G,43G,26G,39G)

Opponents: (53N) (29G,44G,38G) (51G) (43G) (46G,30G,21G) (39G) (37G,39G) (51N,47G,39G, 29G) (19G,37G) (38G) (37G,22G,30G,33G) (21G, 31B,36G,27G) () (30G,42G,51G) (27G,48N,29G) (41G,41G,38N)

Punting	No	Yds	Avg	Net	TB	Lg	B
Hutton	73	3107	42.6	35.1	9	60	1
Eagles	74	3107	42.0	35.1	9	60	1
Opponents	74	3287	44.4	37.5	9	61	0

Punt Returns	Ret	FC	Yds	Avg	Lg	TD
Seay	35	14	305	8.7	56	0
Solomon	5	3	27	5.4	9	0
Vincent	0	0	-2	----	-2	0
Eagles	40	17	330	8.3	56	0
Opponents	36	12	330	9.2	65t	1

USUAL STARTERS

WR	Irving Fryar	LDE	William Fuller
LT	Barrett Brooks	LDT	K. Johnson(5), H. Thomas(5)
LG	Joe Panos	RDT	Rhett Hall
C	Raleigh McKenzie	RDE	Mike Mamula
RG	Lester Holmes	LLB	Ray Farmer
RT	Richard Cooper	MLB	James Willis
TE	Jason Dunn	RLB	William Thomas
WR	Chris T. Jones	LCB	Troy Vincent
QB	Ty Detmer	RCB	Bobby Taylor
RB	Ricky Watters	SS	Michael Zordich
FB	Kevin Turner	FS	Brian Dawkins

1997 Eagles Statistics



Record: 6-9-1, 3rd in NFC East
Head Coach: Ray Rhodes

A-31	L	17-31	at NY Giants	70,296
S-07	W	10-9	Green Bay	66,803
S-15	L	20-21	at Dallas	63,942
S-28	L	19-28	at Minnesota	55,149
O-05	W	24-10	Washington	67,008
O-12	L	21-38	at Jacksonville	69,150
O-19	W	13-10	at Arizona	66,860
O-26	W	13-12	Dallas	67,106
N-02	L	21-31	at Arizona	39,549
N-10	L	12-24	San Francisco	67,133
N-16	T	10-10	at Baltimore	63,546
N-23	W	23-20	Pittsburgh	67,166
N-30	W	44-42	Cincinnati	66,623
D-07	L	21-31	NY Giants	67,084
D-14	L	17-20	at Atlanta	42,866
D-21	L	32-35	at Washington	75,939

TEAM STATS

	EAGLES	OPP
Total First Downs	326	286
Rushing	105	115
Passing	203	150
Penalty	18	21
3rd Down: Made/Att	90/242	80/217
3rd Down Pct.	37.2	36.9
4th Down: Made/Att	14/22	8/14
4th Down Pct.	63.6	57.1
Possession Avg.	31:09	28:51
Total Net Yards	5590	4932
Avg. Per Game	349.4	308.3
Total Plays	1116	1009
Avg. Per Play	5.0	4.9
Net Yards Rushing	1943	2009
Avg. Per Game	121.4	125.6
Total Rushes	465	476
Net Yards Passing	3647	2923
Avg. Per Game	227.9	182.7
Sacked/Yards Lost	64/362	43/278
Gross Yards	4009	3201
Att./Completions	587/330	490/259
Completion Pct.	56.2	52.9
Had Intercepted	16	14
Punts/Average	88/41.6	87/41.4
Net Punting Avg.	88/34.6	87/36.0
Penalties/Yards	104/866	86/708
Fumbles/Ball Lost	35/16	25/12
Touchdowns	36	43
Rushing	11	16
Passing	22	20
Returns	3	7

Score By Periods	Q1	Q2	Q3	Q4	OT	Pts
Eagles	75	71	59	109	3	317
Opponents	100	90	68	114	0	372

Sacks: Hall 8.0, W. Thomas 5.0, Dent 4.5, Mamula 4.0, Jefferson 3.0, J. Jones 2.5, H. Thomas 2.5, Taylor 2.0, Willis 2.0, Zordich 2.0, Conner 1.5, Farmer 1.0, Harris 1.0, Jasper 1.0, Smith 1.0, **Eagles 43.0, Opponents 64.0**

Rushing

	No.	Yds	Avg	Lg	TD
Watters	285	1110	3.9	28	7
Garner	116	547	4.7	26	3
Turner	18	96	5.3	29	0
Hoying	16	78	4.9	30	0
T. Detmer	14	46	3.3	14	1
Peete	8	37	4.6	16	0
Staley	7	29	4.1	12	0
Hutton	1	0	0.0	0	0

Eagles	465	1943	4.2	30	11
Opponents	476	2009	4.2	53	16

Receiving

	No.	Yds	Avg	Lg	TD
Fryar	86	1316	15.3	72t	6
Turner	48	443	9.2	36	3
Watters	48	440	9.2	37	0
Timpson	42	484	11.5	26	2
Solomon	29	455	15.7	56	3
Garner	24	225	9.4	27	0
Johnson	14	177	12.6	28	1
Seay	13	187	14.4	38	1
Lewis	12	94	7.8	17	4
Dunn	7	93	13.3	31t	2
C. Jones	5	73	14.6	32	0
Staley	2	22	11.0	22	0

Eagles	330	4009	12.1	72t	22
Opponents	259	3201	12.4	62	20

INTs

	No.	Yds	Avg	Lg	TD
Dawkins	3	76	25.3	64t	1
Vincent	3	14	4.7	14	0
Dimry	2	25	12.5	25	0
W. Thomas	2	11	5.5	11	0

Hall 1-39, Zordich 1-21, Stevens 1-0, Willis 1-0

Eagles	14	186	13.3	64t	1
Opponents	16	425	26.6	95t	4

Kickoff Returns

	No.	Yds	Avg	Lg	TD
Staley	47	1139	24.2	57	0
Gray LG	9	193	21.4	33	0
Gray TM	1	8	8.0	8	0
Witherspoon	9	171	19.0	28	0
Johnson	3	22	7.3	15	0
Turner	3	48	16.0	22	0
Dunn	2	32	16.0	16	0
Wyatt	2	50	25.0	30	0
Clark	1	39	39.0	39t	1
Lewis	1	11	11.0	11	0

Eagles	69	1520	22.0	57	1
Opponents	66	1548	23.5	84	0

Leading Tacklers: H. Thomas 82, Willis 82, W. Thomas 81, Zordich 80, Hall 78, Dawkins 75, Mamula 71, Vincent 65, Dimry 57, Jefferson 55

Pro Bowl Selections: WR Irving Fryar

Passing

	Att	Cmp	Yds	Cmp%	Yds/Att	TD	TD%	Int	Int%	Lg	Sk/Lost	Rate
T. Detmer	244	134	1567	54.9	6.42	7	2.9	6	2.5	57	19/94	73.9
Hoying	225	128	1573	56.9	6.99	11	4.9	6	2.7	72t	28/183	83.8
Peete	118	68	869	57.6	7.36	4	3.4	4	3.4	38	17/85	78.0
Eagles	587	330	4009	56.2	6.83	22	3.7	16	2.7	72t	64/362	78.5
Opponents	490	259	3201	52.9	6.53	20	4.1	14	2.9	62	43/278	75.1

Scoring

	TD	Ru	Pa	Rt	PAT	FG	2Pt	Pts
Boniol	0	0	0	0	33/33	22/31	0	99
Watters	7	7	0	0			0	42
Fryar	6	0	6	0			0	36
Lewis	4	0	4	0			0	24
Solomon	3	0	3	0			0	20
Garner	3	3	0	0			0	18
Turner	3	0	3	0			0	18
Dunn	2	0	2	0			0	12
Timpson	2	0	2	0			0	12

Clark (1 Rt), Dawkins (1 Rt), T. Detmer (1 Ru), Johnson (1 Pa), Seay (1 Pa), W. Thomas (1 Rt)

Eagles	36	11	22	3	33/33	22/31	0	317
Opp.	43	16	20	7	42/42	24/33	0	372

2-Pt. Conv: Eagles 1-3 (Solomon), Opp. 0-1

Field Goals

	1-19	20-29	30-39	40-49	50+
Boniol	0/0	7/7	11/12	4/11	0/1
Eagles	0/0	7/7	11/12	4/11	0/1
Opponents	2/2	10/11	6/6	6/11	0/3

Boniol: (48G) (48N,32G) (49G,45N,44G) (47G, 26G) (34G) (43N) (40N,38G,24G) (52N,47N,29G, 37G) (37N) (28G,34G) (33G,40N) (23G,35G,25G) (33G,25G,31G) (48N) (39G) (33G) (46G,48G,25G,23G,22G) () (37G) (38G) (40N, 23G) (26G,24G,35G,43G) (51N,45G,48N) (31G, 43N) (23G,53N) (46G,40G) () (50N,19G) (42N, 21G,33G) ()

Punting

	No	Yds	Avg	Net	TB	Lg	B
Hutton	87	3660	42.1	34.6	5	61	1
Eagles	88	3660	41.6	34.6	5	61	1
Opponents	87	3603	41.4	36.0	12	62	0

Punt Returns

	Ret	FC	Yds	Avg	Lg	TD
Gray LG	19	15	161	8.5	30	0
Gray TM	2	5	17	8.5	11	0
Seay	16	8	172	10.8	42	0
Solomon	10	7	55	5.5	14	0
Wyatt	2	1	-2	-1.0	0	0
Vincent	1	0	-8	-8.0	-8	0
Eagles	31	21	234	7.5	42	0
Opponents	48	9	515	10.7	73t	1

USUAL STARTERS

WR	Irving Fryar	LDE	Greg Jefferson
LT	Jermene Mayberry	LDT	Hollis Thomas
LG	Joe Panos	RDT	Rhett Hall
C	Steve Everitt	RDE	Mike Mamula
RG	I. Beckles (8), J. Crafts (6)	LLB	D. Smith (7), J. Darling (6)
RT	Barrett Brooks	MLB	James Willis
TE	Jimmie Johnson	RLB	William Thomas
WR	Michael Timpson	LCB	Troy Vincent
QB	T. Detmer (7), Hoying (6)	RCB	C. Dimry (9), B. Taylor (5)
RB	Ricky Watters	SS	Michael Zordich
FB	Kevin Turner	FS	Brian Dawkins

1998 Eagles Statistics



Record: 3-13, 5th in NFC East Head Coach: Ray Rhodes

S-06	L	0-38	Seattle	66,418
S-13	L	12-17	at Atlanta	46,456
S-20	L	3-17	at Arizona	36,717
S-27	L	21-24	Kansas City	66,675
O-04	L	16-41	at Denver	73,218
O-11	W	17-12	Washington	66,183
O-18	L	10-13	at San Diego	56,967
N-02	L	0-34	Dallas	67,002
N-08	W	10-9	Detroit	66,785
N-15	L	3-28	at Washington	67,704
N-22	L	0-20	at NY Giants	65,763
N-29	L	16-24	at Green Bay	59,862
D-03	W	17-14	St. Louis	66,155
D-13	L	17-20	at Arizona	62,176
D-20	L	9-13	at Dallas	62,722
D-27	L	10-20	NY Giants	66,596

TEAM STATS

	EAGLES	OPP
Total First Downs	259	286
Rushing	86	125
Passing	141	133
Penalty	32	28
3rd Down: Made/Att	80/240	85/230
3rd Down Pct.	33.3	37.0
4th Down: Made/Att	7/23	7/12
4th Down Pct.	30.4	58.3
Possession Avg.	29:24	30:36
Total Net Yards	4188	5136
Avg. Per Game	261.8	321.0
Total Plays	1017	1019
Avg. Per Play	4.1	5.0
Net Yards Rushing	1775	2416
Avg. Per Game	110.9	151.0
Total Rushes	427	528
Net Yards Passing	2413	2720
Avg. Per Game	150.8	170.0
Sacked/Yards Lost	56/317	42/281
Gross Yards	2730	3001
Att./Completions	534/282	449/249
Completion Pct.	52.8	55.5
Had Intercepted	18	9
Punts/Average	104/41.7	85/42.5
Net Punting Avg.	104/34.9	85/37.3
Penalties/Yards	102/852	113/904
Fumbles/Ball Lost	20/8	20/8
Touchdowns	17	39
Rushing	10	18
Passing	7	18
Returns	0	3

Pro Bowl Selections: none

Passing	Att	Cmp	Yds	Cmp%	Yds/Att	TD	TD%	Int	Int%	Lg	Sk/Lost	Rat
Hoying	224	114	961	50.9	4.29	0	0.0	9	4.0	38	35/185	45.6
Detmer	181	97	1011	53.6	5.59	5	2.8	5	2.8	61t	5/29	67.7
Peete	129	71	758	55.0	5.88	2	1.6	4	3.1	25	16/103	64.7
Eagles	534	282	2730	52.8	5.11	7	1.3	18	3.4	61t	56/317	57.7
Opponents	449	249	3001	55.5	6.68	18	4.0	9	2.0	59	42/281	81.2

Rushing

<u>Rushing</u>	<u>No.</u>	<u>Yds</u>	<u>Avg</u>	<u>Lg</u>	<u>TD</u>
Staley	258	1065	4.1	64t	5
Garner	96	381	4.0	40	4
Turner	20	94	4.7	19	0
Hoying	22	84	3.8	11	0
Walker	12	55	4.6	20	0
Fryar	3	46	15.3	32	0
Peete	5	30	6.0	19t	1
Detmer	7	20	2.9	8	0
Jells	2	9	4.5	13	0
Hankton 1- (-4), Dunn 1-(-5)					

Eagles	427	1775	4.2	64t	10
Opponents	528	2416	4.6	64	18

Receiving

<u>Player</u>	<u>Yds</u>	<u>Avg</u>	<u>Lg</u>	<u>TD</u>	
Staley	57	432	7.6	33	1
Fryar	48	556	11.6	61t	2
Graham	47	600	12.8	45	2
Turner	34	232	6.8	18	0
Solomon	21	193	9.2	20	1
Garner	19	110	5.8	21	0
Copeland TM	18	221	12.3	20	0
Dunn	18	132	7.3	21	0
Fontenot	8	90	11.3	19	0
Sinceno	3	42	14.0	22	1
Jells	2	53	26.5	37	0
Walker	2	35	17.5	33	0
J. Johnson	2	14	7.0	9	0
Jordan	2	9	4.5	8	0
Miller	1	11	11.0	11	0

Eagles	282	2730	9.7	61t	7
Opponents	249	3001	12.1	59	18

INTs

<u>NAME</u>	<u>NO.</u>	<u>YDS</u>	<u>AVG</u>	<u>LG</u>	<u>TD</u>
Dawkins	2	39	19.5	30	0
Vincent	2	29	14.5	29	0
Zordich	2	18	9.0	14	0
Caldwell 1-33, W. Thomas 1-21, McTyer 1-18					

Eagles	9	158	17.6	33	0
Opponents	18	319	17.7	70t	2

Kickoff Returns

<u>Player</u>	<u>Yds</u>	<u>Att</u>	<u>Avg</u>	<u>Lg</u>	<u>TD</u>
Staley	258	1065	4.1	64t	5
Garner	96	381	4.0	40	4
Turner	20	94	4.7	19	0
Hoying	22	84	3.8	11	0
Walker	12	55	4.6	20	0
Fryar	3	46	15.3	32	0
Peete	5	30	6.0	19t	1
Detmer	7	20	2.9	8	0
Jells	2	9	4.5	13	0
Hankton	1	-4	-4.0	-4	0
Dunn	1	-5	-5.0	-5	0

Eagles	427	1775	4.2	64t	10
Opponents	528	2416	4.6	64	18

Score By Periods	Q1	Q2	Q3	Q4	OT	Pts
Eagles	33	47	24	57	0	161
Opponents	85	53	94	109	3	344

Scoring	TD	Ru	Pa	Rt	PAT	FG	2Pt	Pts
Boniol	0	0	0	0	15-17	14-21	0	57
Staley	6	5	1	0			0	36
Garner	4	4	0	0			0	24
Fryar	2	0	2	0			0	12
Graham	2	0	2	0			0	12
Peete	1	1	0	0			0	6
Sinceno	1	0	1	0			0	6
Solomon	1	0	1	0			0	6

Eagles	17	10	7	0	15-17	14-21	1	161
Opp.	39	18	18	3	36-37	24-32	0	344

2-Pt. Conversions: Eagles 0-0, Opp. 1-2

Field Goals	1-19	20-29	30-39	40-49	50+
Boniol	3/3	3/3	4/5	3/9	1/1
Eagles	3/3	3/3	4/5	3/9	1/1
Opponents	0/0	7/7	6/8	11/13	0/4

Boniol: () [45N,24G,42G] (29G) () [44G,48N] (42N,35G) () [39G] (19G) (44N) (34G) (50G,46B) (19G,33N) (21G,48N,41G,39G) (19G)

Opponents: (42G) (23G) (52N,47G) (40N,21G) () [47N,46G,34G] (23G,26G) (33G,25G) (41G,48G, 35G,58N) (32N) [40G,49G] (33G) (46G,20G,52N) (28G,34N,32G) (51N,42G,41G) (43G,33G)

Punting	No	Yds	Avg	Net	TB	Lg	B
Hutton	104	4339	41.7	34.9	10	61	0
Eagles	104	4339	41.7	34.9	10	61	0
Opponents	85	3616	42.5	37.3	8	71	1

Punt Returns	Ret	FC	Yds	Avg	Lg	TD
Rossum	22	7	187	8.5	25	0
Solomon	11	12	100	9.1	40	0
A. Harris	1	0	-2	-2.0	-2	0

Eagles	34	19	285	8.4	40	0
Opponents	61	9	511	8.4	69t	1

Sacks: Douglas 12.5, Wallace 6.0, H. Thomas 5.0, Jefferson 4.0, B. Johnson 2.5, Darling 2.0, W. Thomas 2.0, Whiting 1.5, Caldwell 1.0, Dawkins 1.0, J. Harris 1.0, Martin LG 1.0, Martin TM 1.0, Rossum 1.0, Vincent 1.0, McTyer 0.5, **Eagles 42.0, Opponents 56.0**

Leading Tacklers: Zordich 123, Willis 105, W. Thomas 95, Dawkins 92, Vincent 59, Douglas 55, H. Thomas 54, A. Harris 53, Caldwell 52, B. Johnson 52

USUAL STARTERS

WR	Irving Fryar	LDE	Greg Jefferson
LT	Tra Thomas	LDT	Hollis Thomas
LG	Jermame Mayberry	RDT	Bill Johnson
C	Steve Everitt	RDE	Hugh Douglas
RG	Ian Beckles	LLB	James Darling (8)
RT	Richard Cooper		Mike Caldwell (8)
TE	Jason Dunn	MLB	James Willis
WR	Jeff Graham	RLB	William Thomas
QB	Bobby Hoying (7)	LCB	Troy Vincent
	Koy Detmer (5)	RCB	Bobby Taylor
RB	Duce Staley	SS	Michael Zordich
FB	Kevin Turner	FS	Brian Dawkins

1999 Eagles Statistics



Record: 5-11, 5th in NFC East Head Coach: Andy Reid

S-12	L	24-25	Arizona	64,113
S-19	L	5-19	Tampa Bay	64,285
S-26	L	0-26	at Buffalo	70,872
O-03	L	15-16	at NY Giants	77,959
O-10	W	13-10	Dallas	66,669
O-17	W	20-16	at Chicago	66,944
O-24	L	13-16	at Miami	73,975
O-31	L	17-23	ot NY Giants	66,481
N-07	L	7-33	at Carolina	62,569
N-14	W	35-28	Washington	66,591
N-21	L	17-44	Indianapolis	65,521
N-28	L	17-20	otat Washington	74,741
D-05	L	17-21	at Arizona	46,550
D-12	L	10-20	at Dallas	64,086
D-19	W	24-9	New England	65,475
J-02	W	38-31	St. Louis	60,700

TEAM STATS

Total First Downs

	EAGLES	OPP
Rushing	76	125
Passing	123	171
Penalty	19	32
3rd Down: Made/Att	74/238	88/233
3rd Down Pct.	31.1	37.8
4th Down: Made/Att	6/9	9/15
4th Down Pct.	66.7	60.0
Possession Avg.	27:03	32:57
Total Net Yards	3830	5462
Avg. Per Game	239.4	341.4
Total Plays	947	1124
Avg. Per Play	4.0	4.9
Net Yards Rushing	1746	2001
Avg. Per Game	109.1	125.1
Total Rushes	424	519
Net Yards Passing	2084	3461
Avg. Per Game	130.3	216.3
Sacked/Yards Lost	49/321	37/272
Gross Yards	2405	3733
Att./Completions	474/235	568/322
Completion Pct.	49.6	56.7
Had Intercepted	18	28
Punts/Average	108/41.9	73/41.2
Net Punting Avg.	108/35.1	73/35.9
Penalties/Yards	102/905	89/719
Fumbles/Ball Lost	33/21	38/18
Touchdowns	29	36
Rushing	5	12
Passing	18	22
Returns	6	2

Passing

	Att	Cmp	Yds	Cmp%	Yds/Att	TD	TD%	Int	Int%	Lg	Sk/Lost	Rat
Pederson	227	119	1276	52.4	5.62	7	3.1	9	4.0	84t	20/109	62.9
McNabb	216	106	948	49.1	4.39	8	3.7	7	3.2	63t	28/204	60.1
Detmer	29	10	181	34.5	6.24	3	10.3	2	6.9	50t	0/0	62.6
Small 2-0-0, Staley 0-0-0	1-8	sacked										
Eagles	474	235	2405	49.6	5.07	18	3.8	18	3.8	84t	49/321	61.4
Opponents	568	322	3733	56.7	6.57	22	3.9	28	4.9	80t	37/272	69.1

Rushing

	No.	Yds	Avg	Lg	TD
Staley	325	1273	3.9	29	4
McNabb	47	313	6.7	27	0
Bieniemy	12	75	6.3	28	1
Pederson	20	33	1.7	19	0
Jam. Bostic 5-19, Watson 4-17, Turner 6-15, C.Martin 3-3, Detmer 2-(-2)					

Eagles

Opponents

Receiving

	No.	Yds	Avg	Lg	TD
Small	49	655	13.4	84t	4
Staley	41	294	7.2	19	2
C. Johnson	34	414	12.2	36	1
Broughton	26	295	11.3	33	4
Brown	18	188	10.4	27	1
Weaver	11	91	8.3	14	0
C. Martin	11	22	2.0	9	0
Jells	10	180	18.0	57t	2
Turner	9	46	5.1	14	0
Lewis LG	8	88	11.0	21	3
Lewis TM	7	76	10.9	21	3
D. Douglas	8	79	9.9	29t	1

Jam. Bostic 5-8, Bieniemy 2-28, Finneran 2-21, T.Smith 1-14, McNabb 1-(-6)

Eagles

Opponents

INTs

	No.	Yds	Avg	Lg	TD
Vincent	7	91	13.0	35	0
A. Harris	4	151	37.8	84	1
Dawkins	4	127	31.8	67t	1
Taylor	4	59	14.8	28	1
Trotter	2	30	15.0	30	0
Mamula 1-41 (TD), Darling 1-33, Cook 1-29, Moore 1-28, Whiting 1-22 (TD), Caldwell 1-12, Hauck 1-2					

Eagles

Opponents

Punting

	No	Yds	Avg	Net	TB	Lg	B
Landeta	107	4524	42.3	35.1	12	60	1
Eagles	108	4524	41.9	35.1	12	60	1
Opponents	73	3011	41.2	35.9	7	63	0

Punt Returns

	Ret	FC	Yds	Avg	Lg	TD
Rossum	28	17	250	8.9	39	0
C. Johnson 1-0, Brown 0-1FC						

Eagles

Opponents

Leading Tacklers: Trotter 202, Hauck 122, W.Thomas 116, Dawkins 103, Vincent 100, Darling 98, H.Thomas 72, Jefferson 67, S.Martin 60, Mamula 57

Score By Periods

	Q1	Q2	Q3	Q4	OT	Pts
Eagles	71	77	38	86	0	272
Opponents	100	107	70	71	9	357

Scoring

	TD	Ru	Pa	Rt	PAT	FG	2Pt	Pts
N. Johnson	0	0	0	0	25/25	18/25	0	79
Staley	6	4	2	0			0	36
Broughton	4	0	4	0			0	24
Small	4	0	4	0			0	24
Lewis	3	0	3	0			0	18
Jells	2	0	2	0			0	12
Akers	0	0	0	0	2/2	3/6	0	11
C. Johnson	1	0	1	0			1	8

Bieniemy (1 RU), Brown (1 PA), Dawkins (1 RT), D.Douglas (1 PA), A.Harris (1 RT), Mamula (1 RT), Rossum (1 RT), Taylor (1 RT), and Whiting (1 RT) McNabb (1 2-pt. cv.), Weaver (1 2-pt. cv.)

Eagles

Opp.

2-Pt. Conversions: Eagles 2-2 (McNabb, Weaver), Opponents 0-2

Field Goals

	1-19	20-29	30-39	40-49	50+
N. Johnson	0/0	8/9	5/8	5/6	0/2
Akers	0/0	0/0	0/0	2/3	1/3
Eagles	0/0	8/9	5/8	7/9	1/5
Opponents	1/1	12/13	12/15	9/11	2/5

N. Johnson: (25G) (39G,26N,50N) (50N) (26G,3G) (48G,31G) (28G,27G) (44G,42N) (28G,33B) () (49G,29G,32N,20G,30G) () (34G) (29G) (44G) (43G) (39N) Akers: () () () () () () (53G) (59N) () () (48G) (47N) () () (51N) (46G)

Opponents: (31G,25G,32G,31G) (51G,24G) (24G,29G,19G,36G,49N) (35G,25G,23G) (42G,50N) (46G,40G, 32N,41G)(37G,37G,54G) (28G,34N) (38G,28G,33G,22G) (50N) (45G,29G,34G) (43G,28N,27G) () (49N,30G, 34G,33N) (23G,43G,56N,46G) (47G)

Kickoff Returns

	No.	Yds	Avg	Lg	TD
Rossum	54	1347	24.9	89t	1
Bieniemy	10	210	21.0	30	0
Whiting 3-49, Broughton 1-5, E.Smith 1-1					

Eagles

Opponents

Sacks: Mamula 8.5, Jefferson 4.0, Reese 3.0, T.Williams 3.0, W.Thomas 2.5, Trotter 2.5, H.Douglas 2.0, S.Martin 2.0, Dawkins 1.5, Caldwell 1.0, Cook 1.0, B.Johnson 1.0, H.Thomas 1.0, Vincent 1.0, Whiting 1.0, Team 37.0, Opponents 49.0

Pro Bowl Selections: FS Brian Dawkins, CB Troy Vincent

USUAL STARTERS

WR	Torrance Small	LDE	Greg Jefferson
LT	Tra Thomas	LDT	Hollis Thomas
LG	Doug Brzezinski	RDT	Steve Martin
C	Steve Everitt	RDE	Mike Mamula
RG	Jeff Dellenbach	LLB	James Darling
RT	Lonnie Palelei	MLB	Jeremiah Trotter
TE	Jed Weaver	RLB	William Thomas
WR	Charles Johnson	LCB	Troy Vincent
QB	Doug Pederson (9)	RCB	Bobby Taylor
	Donovan McNabb (6)	SS	Tim Hauck
RB	Duce Staley	FS	Brian Dawkins
FB	Kevin Turner (7)		
	Cecil Martin (5)		

2000 Eagles Statistics



Record: 11-5, 2nd in NFC East
Head Coach: Andy Reid

S-03	W	41-14	at Dallas	62,872
S-10	L	18-33	NY Giants	65,530
S-17	L	3-6	at Green Bay	59,869
S-24	W	21-7	at New Orleans	64,900
O-01	W	38-10	Atlanta	65,424
O-08	L	14-17	Washington	65,491
O-15	W	33-14	at Arizona	38,293
O-22	W	13-9	Chicago	65,553
O-29	L	7-24	at NY Giants	78,087
N-05	W	16-13	ot Dallas	65,636
N-12	W	26-23	otat Pittsburgh	56,702
N-19	W	34-9	Arizona	65,356
N-26	W	23-20	at Washington	83,284
D-03	L	13-15	Tennessee	65,639
D-10	W	35-24	at Cleveland	72,318
D-24	W	16-7	Cincinnati	64,902

NFC WILD CARD

D-31	W	21-3	Tampa Bay	65,813
------	---	------	-----------	--------

NFC DIVISIONAL PLAYOFF

J-07	L	10-20	at NY Giants	78,765
------	---	-------	--------------	--------

TEAM STATS		EAGLES	OPP
Total First Downs		295	295
Rushing		88	105
Passing		182	159
Penalty		25	31
3rd Down: Made/Att		90/224	72/221
3rd Down Pct.		40.2	32.6
4th Down: Made/Att		7/11	14/24
4th Down Pct.		63.6	58.3
Possession Avg.		29:01	30:59
Total Net Yards		5006	4820
Avg. Per Game		312.9	301.3
Total Plays		1017	1055
Avg. Per Play		4.9	4.6
Net Yards Rushing		1882	1830
Avg. Per Game		117.6	114.4
Total Rushes		397	453
Net Yards Passing		3124	2990
Avg. Per Game		195.3	186.9
Sacked/Yards Lost		45/262	50/291
Gross Yards		3386	3281
Att./Completions		575/331	552/314
Completion Pct.		57.6	56.9
Had Intercepted		15	19
Punts/Average		86/42.3	87/40.4
Net Punting Avg.		86/36.0	87/35.0
Penalties/Yards		113/980	111/936
Fumbles/Ball Lost		22/14	27/12
Touchdowns		38	23
Rushing		13	10
Passing		21	11
Returns		4	2

Score By Periods	Q1	Q2	Q3	Q4	OT	Pts
Eagles	57	97	71	120	6	351
Opponents	34	70	40	101	0	245

Rushing	No.	Yds	Avg	Lg	TD
McNabb	86	629	7.3	54	6
Staley	79	344	4.4	60	1
Autry	112	334	3.0	15	3
Warren LG	74	296	4.0	32t	2
Warren TM	15	42	2.8	11	0
Pritchett	58	225	3.9	16	1
Mitchell	25	187	7.5	85t	2
Martin	13	77	5.9	23	0
C.Johnson 5-18, Akers 1-15, Detmer 1-8, Lee 1-2, Small 1-1					

Eagles	397	1882	4.7	85t	13
Opponents	453	1830	4.0	37	10

Receiving	No.	Yds	Avg	Lg	TD
Lewis	69	735	10.7	52	3
C. Johnson	56	642	11.5	59	7
Small	40	569	14.2	70t	3
Warren LG	32	303	9.5	76t	1
Warren TM	1	1	1.0	1	0
Martin	31	219	7.1	26	0
Staley	25	201	8.0	26	0
Pritchett	25	193	7.7	17	0
Autry	24	275	11.5	37	1
Mitchell	13	89	6.8	21	1
Broughton	12	104	8.7	21	0
Pinkston	10	181	18.1	45	0
Thomason	10	46	4.6	11	5
Brown	9	80	8.9	18	1
Brown 9-80-1TD, McNabb 2-5, Lee 1-20, D.Douglas 1-9, Miller 1-9, Van Dyke 1-8					

Eagles	331	3386	10.2	70t	21
Opponents	314	3281	10.4	70t	11

INTs	No.	Yds	Avg	Lg	TD
Vincent	5	34	6.8	17	0
Dawkins	4	62	15.5	32	0
Taylor	3	64	21.3	38	0
Moore	2	24	12.0	20	0
Emmons	2	8	4.0	8	0
Trotter 1-27-1TD, Caldwell 1-25-1TD, H.Douglas 1-0, Harris 0-1					

Eagles	19	255	13.4	38	2
Opponents	15	146	9.7	33	0

Punting	No	Yds	Avg	Net	TB	Lg	B
Landeta	86	3635	42.3	36.0	8	60	0
Eagles	86	3635	42.3	36.0	8	60	0
Opponents	87	3516	40.4	35.0	7	52	0

Punt Returns	Ret	FC	Yds	Avg	Lg	TD
Mitchell	32	33	335	10.5	72t	1
Bostic	1	0	0	0.0	0	0

Eagles	33	33	335	10.2	72t	1
Opponents	47	18	375	8.0	70t	1

Pro Bowl Selections: DE Hugh Douglas, TE Chad Lewis, QB Donovan McNabb, LB Jeremiah Trotter, CB Troy Vincent

Passing	Att	Cmp	Yds	Cmp%	Yds/Att	TD	TD%	Int	Int%	Lg	Sk/Lost	Rat
McNabb	569	330	3365	58.0	5.91	21	3.7	13	2.3	70t	45/262	77.8
Mitchell	4	1	21	25.0	5.25	0	0.0	0	0.0	21	0/0	49.0
Detmer 1-0--01, Small 1-0-0-1INT						100.0	0	0/0	0.0			
Eagles	575	331	3386	57.6	5.89	21	3.7	15	2.6	70t	45/262	75.9
Opponents	552	314	3281	56.9	5.94	11	2.0	19	3.4	70t	50/291	66.6

Scoring	TD	Ru	Pa	Rt	PAT	FG	2Pt	Pts
Akers	0	0	0	0	34/36	29/33	0	121
C. Johnson	7	0	7	0			0	42
McNabb	6	6	0	0			0	36
Mitchell	5	2	1	2			0	30
Thomason	5	0	5	0			0	30
Autry	4	3	1	0			0	24
Small	3	0	3	0			0	20
Lewis	3	0	3	0			0	18
Warren LG	3	2	1	0			0	18

Brown (1 PA), Caldwell (1 RT), Pritchett (1 RU), Staley (1 RU), Trotter (1 RT)

Eagles	38	13	21	4	34/36	29/33	0	351
Opp.	23	10	11	2	21/21	28/33	0	245

2-Pt. Conversions: Eagles 1-2 (Small), Opp. 1-2

Field Goals	1-19	20-29	30-39	40-49	50+
Akers	1/1	6/6	14/15	7/10	1/1

Eagles	1/1	6/6	14/15	7/10	1/1
Opponents	0/0	9/9	9/11	8/11	2/2

Akers: [33G,37G] [33G,29G] [43G] [1] [39G,38G,19G] [1] [31G,29G] [51G,29G] [48N] [40N,34G,34G,32G] [26G,45G,38N,42G,42G] [38G,46G] [27G,33G,30G] [23G,40G] [1] [32G,45G,41N,33G] [1] [48G] [33N,42N,24G] [1] [25G,33G,40G] [31G] [48G,27G] [38G,52G,40G] [42G] [26G,20G,44N] [26G,42G,22G,44G,50G] [29G] [31N]

Kickoff Returns	No.	Yds	Avg	Lg	TD
Mitchell	47	1124	23.9	89t	1

D.Douglas 2-50, Broughton 1-20, Dawkins 1-2, Pritchett 1-15, Thomason 1-10, Whiting 1-18

Eagles	54	1239	22.9	89t	1
Opponents	72	1519	21.1	47	0

Leading Tacklers: Trotter 171, Emmons 116, Gardner 95, Moore 94, Dawkins 94, Vincent 92, H.Thomas 81, Simon 74, Caldwell 63, H.Douglas 60, Whiting 60

Sacks: H. Douglas 15.0, Simon 9.5, Mamula 5.5, H. Thomas 4.0, Grasmanis 3.5, Whiting 3.5, Trotter 3.0, Dawkins 2.0, Gardner 1.0, Vincent 1.0, Darling 0.5, Emmons 0.5, **Eagles 50.0, Opponents 45.0**

USUAL STARTERS					
WR	Torrance Small	LDE	Brandon Whiting		
LT	Tra Thomas	LDT	Corey Simon		
LG	John Welbourn	RDT	Hollis Thomas		
C	Bubba Miller	RDE	Hugh Douglas		
RG	Jermame Mayberry	WILL	Barry Gardner		
RT	Jon Runyan	MLB	Jeremiah Trotter		
TE	Chad Lewis	SAM	Carlos Emmons		
WR	Charles Johnson	LCB	Troy Vincent		
QB	Donovan McNabb	RCB	Bobby Taylor		
RB	Darnell Autry (7)	SS	Damon Moore		
	Duce Staley (5)	FS	Brian Dawkins		
FB	Cecil Martin				

	TD	TD%	Int	Int%	Lg	Sk/Lost	Rat
McNabb	21	3.7	13	2.3	70t	45/262	77.8
Mitchell	0	0.0	0	0.0	21	0/0	49.0
Detmer	0	0/0	0.0				
Eagles	21	3.7	15	2.6	70t	45/262	75.9
Opponents	11	2.0	19	3.4	70t	50/291	66.6

2001 Eagles Statistics



Record: 11-5, 1st in NFC East Head Coach: Andy Reid

S-09	L	17-20	ot St. Louis	66,243
S-23	W	27-3	at Seattle	62,826
S-30	W	40-18	Dallas	66,621
O-07	L	20-21	Arizona	66,360
O-22	W	10-9	at NY Giants	78,821
O-28	L	10-20	Oakland	65,342
N-04	W	21-7	at Arizona	33,430
N-11	W	48-17	Minnesota	65,638
N-18	W	36-3	at Dallas	63,204
N-25	L	3-13	Washington	65,666
N-29	W	23-10	at Kansas City	77,087
D-09	W	24-14	San Diego	65,438
D-16	W	20-6	at Washington	84,936
D-22	L	3-13	at San Francisco	68,124
D-30	W	24-21	NY Giants	65,885
J-06	W	17-13	at Tampa Bay	65,541

NFC WILD CARD

J--12	W	31-9	Tampa Bay	65,847
-------	---	------	-----------	--------

NFC DIVISIONAL PLAYOFF

J-19	W	33-19	at Chicago	66,944
------	---	-------	------------	--------

NFC CHAMPIONSHIP

J-27	L	24-29	at St. Louis	66,502
------	---	-------	--------------	--------

TEAM STATS

	EAGLES	OPP
Total First Downs	256	262
Rushing	90	88
Passing	146	150
Penalty	20	24
3rd Down: Made/Att	68/220	71/232
3rd Down Pct.	30.9	30.6
4th Down: Made/Att	9/13	7/13
4th Down Pct.	69.2	53.8
Possession Avg.	28:39	31:21
Total Net Yards	4923	4701
Avg. Per Game	307.7	293.8
Total Plays	974	1017
Avg. Per Play	5.1	4.6
Net Yards Rushing	1778	1837
Avg. Per Game	111.1	114.8
Total Rushes	412	455
Net Yards Passing	3145	2864
Avg. Per Game	196.6	179.0
Sacked/Yards Lost	40/282	45/283
Gross Yards	3427	3147
Att./Completions	522/300	517/288
Completion Pct.	57.5	55.7
Had Intercepted	14	14
Punts/Average	97/43.5	104/40.6
Net Punting/ Avg.	97/36.4	104/34.6
Penalties/Yards	100/768	85/741
Fumbles/Ball Lost	20/10	39/19
Touchdowns	38	20
Rushing	6	6
Passing	27	13
Returns	5	1

Rushing

	No.	Yds	Avg	Lg	TD
Staley	166	604	3.6	44t	2
Buckhalter	129	586	4.5	48	2
McNabb	82	482	5.9	33	2

Thrash 6-57, Martin 9-27, B.Mitchell 7-9, Detmer 8-6, Smart 2-6, Pinkston 1-5, F.Mitchell 2-(-4)

Eagles	412	1778	4.3	48	6
Opponents	455	1837	4.0	80	6

Receiving

	No.	Yds	Avg	Lg	TD
Thrash	63	833	13.2	64t	8
Staley	63	626	9.9	46t	2
Pinkston	42	586	14.0	62t	4
Lewis	41	422	10.3	33	6
Martin	24	124	5.2	17	2
F. Mitchell	21	283	13.5	29	1
Buckhalter	13	130	10.0	26	0

Brown 7-95, B.Mitchell 6-122, D.Douglas 5-77-2TDs, Stewart 5-52-1TD, Thomason 5-33, Scott 2-26, Reader 2-14, Bartrum 1-4-1TD

Eagles	300	3427	11.4	64t	27
Opponents	288	3147	10.9	76	13

INTs

	No.	Yds	Avg	Lg	TD
Vincent	3	0	0.0	0	0
Trotter	2	64	32.0	50t	1
Harris	2	22	11.0	14	0
Dawkins	2	15	7.5	15	0
Moore	2	2	1.0	2	0

Hampton 1-38-1TD, Cook 1-11, Taylor 1-5

Eagles	14	152	10.9	50t	2
Opponents	14	99	7.1	25	0

Punting

	No.	Yds	Avg	Net	TB	Lg	B
Landeta	97	4221	43.5	36.4	10	64	0
Eagles	97	4221	43.5	36.4	10	64	0
Opps	104	4225	40.6	34.6	6	61	0

Punt Returns

	Ret	FC	Yds	Avg	Lg	TD
B. Mitchell	39	22	467	12.0	54	0

Brown 5-30, Cook 0-11

Eagles	44	22	508	11.5	54	0
Opponents	56	16	488	8.7	30	0

Kickoff Returns

	No.	Yds	Avg	Lg	TD
B. Mitchell	41	1025	25.0	94t	1

Thrash 5-101, D.Douglas 2-32, Buckhalter 1-28, Lewis 0-(-10), Reese 0-(-11)

Eagles	49	1165	23.8	94t	1
Opponents	67	1430	21.3	59	0

Pro Bowl Selections: K David Akers, FS Brian Dawkins, DE Hugh Douglas, TE Chad Lewis, QB Donovan McNabb, T Tra Thomas, LB Jeremiah Trotter, CB Troy Vincent

	Att	Cmp	Yds	Cmp%	Yds/Att	TD	TD%	Int	Int%	Lg	Sk/Lost	Rat
McNabb	493	285	3233	57.8	6.56	25	5.1	12	2.4	64t	39/273	84.3
Detmer	14	5	51	35.7	3.64	0	0.0	1	7.1	16	1/9	17.3
Feeley	14	10	143	71.4	10.21	2	14.3	1	7.1	27	0/0	114.0
F. Mitchell	1	0	0	0.0	0.00	0	0.0	0	0.0	0	0/0	39.6
Eagles	522	300	3427	57.5	6.57	27	5.2	14	2.7	64t	40/282	83.4
Opponents	517	288	3147	55.7	6.09	13	2.5	14	2.7	76	45/283	71.0

Score By Periods

	Q1	Q2	Q3	Q4	OT	Pts
Eagles	58	144	40	101	0	343
Opponents	50	72	30	53	3	208

Scoring

	TD	Ru	Pa	Rt	PAT	FG	2Pt	Pts
Akers	0	0	0	0	37/38	26/31	0	115
Thrash	8	0	8	0			0	48
Lewis	6	0	6	0			0	36
Pinkston	4	0	4	0			0	24
Staley	4	2	2	0			0	24
Buckhalter	2	2	0	0			0	12
D. Douglas	2	0	2	0			0	12
Martin	2	0	2	0			0	12
McNabb	2	2	0	0			0	12

Bartrum (1 Pa), Dawkins (1 Rt), Hampton (1 Rt), B.Mitchell (1 Rt), F.Mitchell (1 Pa), Moore (1 Rt), Moore (1 Rt), Stewart (1 Pa), Trotter (1 Rt)

Eagles	38	6	27	5	37/38	26/31	0	343
Opponents	20	6	13	1	17/17	23/32	0	208

2-Pt. Conversions: Eagles 0-0, Opp. 1-3

Field Goals

	1-19	20-29	30-39	40-49	50+
Akers	1/1	9/9	7/8	7/10	2/3
Eagles	1/1	9/9	7/8	7/10	2/3
Opponents	0/0	10/10	5/10	8/12	0/0

Akers: [50G] [48G,49N,21G] [40G,19G] [42G,28G] [44N,25G] [34G] [] [36G,21G] [24G,46G,26G,28G,30G] [49G] [24G,33G,38G] [37G] [40G,50G] [20G] [43N,35G] [34N,47G,50N]

Opponents: [20G,26G] [41G] [41G,43G] [30N] [24G,21G,24G,49N] [42G,32G] [] [43G] [47N,41N,30G] [37N,43G,32G] [29G] [34N,37N] [39N,47G,25G,48N] [21G,32G] [25G,32G] [42G,23G]

Sacks: H. Douglas 9.5, Simon 7.5, Burgess 6.0, Trotter 3.5, Caldwell 3.0, Kalu 3.0, Whiting 2.5, Grasmanis 2.0, Dawkins 1.5, Vincent 1.5, Cook 1.0, Emmons 1.0, Moore 1.0, Taylor 1.0, Da. Walker 1.0, **Eagles 45.0, Opponents 40.0**

Leading Tacklers: Trotter 164, Caldwell 140, Emmons 110, Dawkins 106, Moore 105, Vincent 79, H.Thomas 70, Simon 53, H.Douglas 53, Burgess 51

USUAL STARTERS

WR	Todd Pinkston	LDE	Brandon Whiting
LT	Tra Thomas	LDT	Corey Simon
LG	John Welbourn	RDT	Hollis Thomas
C	Hank Fraley	RDE	Hugh Douglas
RG	Jermame Mayberry	WILL	Mike Caldwell
RT	Jon Runyan	MLB	Jeremiah Trotter
TE	Chad Lewis	SAM	Carlos Emmons
WR	James Thrash	LCB	Troy Vincent
QB	Donovan McNabb	RCB	Bobby Taylor
RB	D.Staley (10), C.Buckhalter (5)	SS	Damon Moore
FB	Cecil Martin	FS	Brian Dawkins

2002 Eagles Statistics



Record: 12-4, 1st in NFC East Head Coach: Andy Reid

S-08	L	24-27	at Tennessee	68,804
S-16	W	37-7	at Washington	84,982
S-22	W	44-13	Dallas	65,537
S-29	W	35-17	Houston	64,867
O-06	L	25-28	at Jacksonville	65,005
O-20	W	20-10	Tampa Bay	65,523
O-28	W	17-3	NY Giants	65,791
N-03	W	19-13	at Chicago	54,049
N-10	L	13-35	Indianapolis	65,660
N-17	W	38-14	Arizona	64,990
N-25	W	38-17	at San Francisco	67,919
D-01	W	10-3	St. Louis	65,552
D-08	W	27-20	at Seattle	59,862
D-15	W	34-21	Washington	65,615
D-21	W	27-3	at Dallas	63,209
D-28	L	7-10	otat NYGiants	78,782

NFC DIVISIONAL PLAYOFF

J-11	W	20-6	Atlanta	66,452
------	---	------	---------	--------

NFC CHAMPIONSHIP

J-19	L	10-27	Tampa Bay	66,713
------	---	-------	-----------	--------

TEAM STATS		EAGLES	OPP
Total First Downs		311	272
Rushing		124	83
Passing		164	160
Penalty		23	29
3rd Down: Made/Att		90/231	66/213
3rd Down Pct.		39.0	31.0
4th Down: Made/Att		8/16	9/23
4th Down Pct.		50.0	39.1
Possession Avg.		31:10	28:50
Total Net Yards		5604	4754
Avg. Per Game		350.3	297.1
Total Plays		1073	1009
Avg. Per Play		5.2	4.7
Net Yards Rushing		2220	1660
Avg. Per Game		138.8	103.8
Total Rushes		489	390
Net Yards Passing		3384	3094
Avg. Per Game		211.5	193.4
Sacked/Yards Lost		36/222	56/348
Gross Yards		3606	3442
Att./Completions		548/318	563/333
Completion Pct.		58.0	59.1
Had Intercepted		11	15
Punts/Average		79/40.5	90/41.0
Net Punting Avg.		79/32.6	90/33.1
Penalties/Yards		111/897	112/969
Fumbles/Ball Lost		28/13	45/23
Touchdowns		46	27
Rushing		15	5
Passing		27	18
Returns		4	4

Pro Bowl Selections: K David Akers, FS Brian Dawkins, DE Hugh Douglas, TE Chad Lewis, G Jermaine Mayberry, QB Donovan McNabb, T Jon Runyan, CB Bobby Taylor, T Tra Thomas, CB Troy Vincent

Rushing	No.	Yds	Avg	Lg	TD
Staley	269	1029	3.8	57	5
McNabb	63	460	7.3	40t	6
Levens	75	411	5.5	47t	1
Westbrook	46	193	4.2	18	0
Thrash	18	126	7.0	32	2
Akers 1-10, Feeley 12-6, Detmer 2-4-1TD, Landeta 1-0, Martin 1-(-4), Pinkston 1-(-15)					

Eagles	489	2220	4.5	57	15
Opponents	390	1660	4.3	58	5

Receiving	No.	Yds	Avg	Lg	TD
Pinkston	60	798	13.3	42t	7
Thrash	52	635	12.2	39t	6
Staley	51	541	10.6	45	3
Freeman	46	600	13.0	59t	4
C.Lewis	42	398	9.5	30	3
Levens	19	124	6.5	24	1
Martin	15	126	8.4	53	0
F.Mitchell	12	105	8.8	18	0
Thomason	10	128	12.8	24	2
Westbrook	9	86	9.6	20	0
Dawkins 1-57 (TD), Bartrum 1-8					

Eagles	318	3606	11.3	59t	27
Opponents	333	3442	10.3	57t	18

INTs	No.	Yds	Avg	Lg	TD
Taylor	5	43	8.6	23t	1
Barber	2	81	40.5	80t	1
Brown	2	41	20.5	29	0
Dawkins	2	27	13.5	27	0
Vincent	2	1	0.5	1	0
Harris 1-0, M.Lewis 1-0					

Eagles	15	193	12.9	80t	2
Opponents	11	86	7.8	35	0

Punting	No.	Yds	Avg	Net	TB	Lg	B
Baker LG	55	2133	38.8	31.5	4	51	0
Baker TM	13	445	34.2	29.8	1	44	0
Landeta	52	2229	42.9	34.6	7	63	0
Johnson	14	523	37.4	27.7	2	53	0

Eagles	79	3197	40.5	32.6	10	63	0
Opponents	90	3690	41.0	33.1	7	74	0

Punt Returns	Ret	FC	Yds	Avg	Lg	TD
B.Mitchell	46	11	567	12.3	76t	1
Taylor	1	0	0	0.0	0	0

Eagles	47	11	567	12.1	76t	1
Opponents	30	20	420	14.0	90t	2

Kickoff Returns	No.	Yds	Avg	Lg	TD
B.Mitchell	43	1162	27.0	57	0
D.Douglas	4	77	19.3	23	0
Slechta	2	22	11.0	12	0
Kalu 1-0, Levens 1-24, Thomason 1-12					

Eagles	52	1297	24.9	57	0
Opponents	76	1637	21.5	100t	1

Passing	Att	Cmp	Yds	Cmp%	Yds/Att	TD	TD%	Int	Int%	Lg	Sk/Lost	Rat
McNabb	361	211	2289	58.4	6.34	17	4.7	6	1.7	59t	28/166	86.0
Feeley	154	86	1011	55.8	6.56	6	3.9	5	3.2	53	7/48	75.4
Detmer	28	19	224	67.9	8.00	2	7.1	0	0.0	37	1/8	115.8
Levens 2-0-0, B.Mitchell 1-1-57-1TD, F.Mitchell 1-0-0, Westbrook 1-1-25-1TD												

Eagles	548	318	3606	58.0	6.58	27	4.9	11	2.0	59t	36/222	85.9
Opponents	563	333	3442	59.1	6.11	18	3.2	15	2.7	57t	56/348	76.4

Score By Periods	Q1	Q2	Q3	Q4	OT	Pts
Eagles	85	161	79	90	0	415
Opponents	61	61	50	66	3	241

Scoring	TD	Ru	Pa	Rt	PAT	FG	2Pt	Pts
Akers	0	0	0	0	43/43	30/34	0	133
Staley	8	5	3	0			0	50
Thrash	8	2	6	0			0	48
Pinkston	7	0	7	0			0	42
McNabb	6	6	0	0			0	36
Freeman	4	0	4	0			0	24
C.Lewis	3	0	3	0			0	22
Levens	2	1	1	0			0	12
Thomason	2	0	2	0			0	12
Barber	1	0	0	1			0	6
Dawkins	1	0	1	0			0	6
Detmer	1	1	0	0			0	6
Emmons	1	0	0	1			0	6
B.Mitchell	1	0	0	1			0	6
Taylor	1	0	0	1			0	6

Eagles	46	15	27	4	43/43	30/34	0	415
Opponents	27	5	18	4	24/24	17/21	0	241

2-Pt. Conversions: Eagles 3-3 (C. Lewis 2, Staley), Opps 2-3

Field Goals	1-19	20-29	30-39	40-49	50+
Akers	0/0	9/9	14/16	6/7	1/2

Eagles	0/0	9/9	14/16	6/7	1/2
Opponents	0/0	2/3	8/9	6/7	1/2

Akers: (30G) (22G,40G,47G) (51G,20G,32G) (25G,41G) (31G) (30G,36G) (50N,27G,36G,35G) (23G,36G,27G,22G) (34G,20G) (34G) (48N,43G) (31G) (33G,40G,39N) (28G,45G) (32G,39G) (35N) (26G) (30G,53G) (48N) (1) (47G,33G) (48G) (34G,31G) (48G,29N) (36N,39G)

Sacks: H.Douglas 12.5, Kalu 8.0, Walker 7.5, Whiting 6.0, Grasmanis 4.0, Emmons 3.5, Dawkins 3.0, Bishop 2.0, Simon 2.0, Reese 1.5, Barber 1.0, Brown 1.0, Cook 1.0, Gardner 1.0, M.Lewis 1.0, Team 1.0,

Eagles 56.0, Opponents 36.0

Leading Tacklers: Dawkins 131, Barber 119, Kirkland 105, Emmons 92, Reese 73, Vincent 67, Bishop 63, H. Douglas 55, Taylor 49, Walker 49

USUAL STARTERS			
WR	Todd Pinkston	LDE	Brandon Whiting
LT	Tra Thomas	LDT	Corey Simon
LG	John Welbourn	RDT	Darwin Walker
C	Hank Fraley	RDE	Hugh Douglas
RG	Jermaine Mayberry	WILL	Shawn Barber
RT	Jon Runyan	MLB	Levon Kirkland
TE	Chad Lewis	SAM	Carlos Emmons
WR	James Thrash	LCB	Troy Vincent
QB	D. McNabb (10), Feeley (5)	RCB	Bobby Taylor
RB	Duce Staley	SS	Blaine Bishop
FB	Cecil Martin	FS	Brian Dawkins

TD	TD%	Int	Int%	Lg	Sk/Lost	Rat
17	4.7	6	1.7	59t	28/166	86.0
6	3.9	5	3.2	53	7/48	75.4
2	7.1	0	0.0	37	1/8	115.8

Eagles	548	318	3606	58.0	6.58	27	4.9	11	2.0	59t	36/222	85.9
Opponents	563	333	3442	59.1	6.11	18	3.2	15	2.7	57t	56/348	76.4

2003 Eagles Statistics



Record: 12-4, 1st in NFC East Head Coach: Andy Reid

S-08	L	0-17	Tampa Bay	67,772
S-14	L	10-31	New England	67,624
S-28	W	23-13	at Buffalo	73,305
O-05	W	27-25	Washington	67,792
O-12	L	21-23	at Dallas	63,648
O-19	W	14-10	at NY Giants	78,883
O-26	W	24-17	NY Jets	67,853
N-02	W	23-16	at Atlanta	70,064
N-10	W	17-14	at Green Bay	70,291
N-16	W	28-10	New York Giants	67,867
N-23	W	33-20	New Orleans	67,802
N-30	W	25-16	at Carolina	72,977
D-07	W	36-10	Dallas	69,773
D-15	W	34-27	at Miami	73,780
D-21	L	28-31	OT San Francisco	67,866
D-27	W	31-7	at Washington	76,766

NFC DIVISIONAL PLAYOFF

J-11	W	20-17	OT Green Bay	67,707
------	---	-------	--------------	--------

NFC CHAMPIONSHIP

J-18	L	3-14	Carolina	67,862
------	---	------	----------	--------

TEAM STATS

	EAGLES	OPP
Total First Downs	302	306
Rushing	105	116
Passing	156	171
Penalty	41	19
3rd Down: Made/Att	69/190	78/221
3rd Down Pct.	36.3	35.3
4th Down: Made/Att	3/7	8/22
4th Down Pct.	42.9	36.4
Possession Avg.	28:17	31:43
Total Net Yards	5035	5307
Avg. Per Game	314.7	331.7
Total Plays	944	1058
Avg. Per Play	5.3	5.0
Net Yards Rushing	2015	2071
Avg. Per Game	125.9	129.4
Total Rushes	417	461
Net Yards Passing	3020	3236
Avg. Per Game	188.8	202.3
Sacked/Yards Lost	43/253	38/248
Gross Yards	3273	3484
Att./Completions	484/279	559/337
Completion Pct.	57.6	60.3
Had Intercepted	11	13
Punts/Average	79/40.6	78/38.9
Net Punting Avg.	79/34.6	78/33.6
Penalties/Yards	96/817	129/1105
Fumbles/Ball Lost	21/11	26/13
Touchdowns	43	32
Rushing	23	13
Passing	17	17
Returns	3	2

Leading Tacklers: Simoneau 149, Wayne 135, M.Lewis 132, Emmons 123, Kalu 74, Vincent 70, Simon 64, Walker 64, Hart 61, Whiting 58

Rushing	No.	Yds	Avg	Lg	TD
Westbrook	117	613	5.2	62t	7
Buckhalter	126	542	4.3	64t	8
Staley	96	463	4.8	22	5
McNabb	71	355	5.0	34	3
Thrash	5	52	10.4	47	0
Ritchie	1	1	1.0	1	0
Pinkston	1	-11	-11.0	-11	0

Eagles	417	2015	4.8	64t	23
Opponents	461	2071	4.5	76t	13

Receiving	No.	Yds	Avg	Lg	TD
Thrash	49	558	11.4	51	1
Westbrook	37	332	9.0	38	4
Pinkston	36	575	16.0	59	2
Staley	36	382	10.6	52t	2
Mitchell	35	498	14.2	39	2
Smith	27	321	11.9	36	1
C.Lewis	23	293	12.7	29	1
Ritchie	17	86	5.1	12	3
Buckhalter	10	133	13.3	27	1
G.Lewis	6	95	15.8	25	0

Mahe 1-5, McMullen 1-2, McNabb 1-(-7)

Eagles	279	3273	11.7	59	17
Opponents	337	3484	10.3	60t	17

INTs	No.	Yds	Avg	Lg	TD
M.Lewis	3	31	10.3	23	0
Vincent	3	28	9.3	28	0
Sheppard	1	34	34.0	34	0
Wayne	1	33	33.0	33	0
Kalu	1	15	15.0	15t	1
Brown	1	10	10.0	10	0
Hood	1	5	5.0	5	0
Taylor	1	2	2.0	2	0
Dawkins	1	0	0.0	0	0

Eagles	13	158	12.2	34	1
Opponents	11	161	14.6	34	1

Punt Returns	Ret	FC	Yds	Avg	Lg	TD
Westbrook	20	16	306	15.3	84t	2
Mahe	6	6	55	9.2	17	0
Sheppard	4	1	15	3.8	5	0
Thrash	1	1	2	2.0	2	0

Eagles	31	24	378	12.2	84t	2
Opponents	35	15	272	7.8	72	0

Kickoff Returns	No.	Yds	Avg	Lg	TD
Thrash	34	815	24.0	54	0
Westbrook	23	487	21.2	47	0
Morey	7	93	13.3	24	0
Mitchell	1	-8	-8.0	-8	0

Eagles	65	1387	21.3	54	0
Opponents	74	1590	21.5	54	1

Pro Bowl Selections: QB Donovan McNabb, DT Corey Simon, CB Troy Vincent

Passing	Att	Cmp	Yds	Cmp%	Yds/Att	TD	TD%	Int	Int%	Lg	Sk/Lost	Ret
McNabb	478	275	3216	57.5	6.73	16	3.3	11	2.3	59	43/253	79.6
Detmer	5	3	32	60.0	6.40	0	0.0	0	0.0	15	0/0	78.8
Mitchell	1	1	25	100.0	25.00	1	100.0	0	0.0	25t	0/0	158.3
Eagles	484	279	3273	57.6	6.76	17	3.5	11	2.3	59	43/253	80.5
Opponents	559	337	3484	60.3	6.23	17	3.0	13	2.3	60t	38/248	78.7

Score By Periods	Q1	Q2	Q3	Q4	OT	Pts
Eagles	82	102	59	131	0	374
Opponents	43	91	62	88	3	287

Scoring	TD	Ru	Pa	Rt	PAT	FG	2Pt	Pts
Akers	0	0	0	0	42/42	24/29	0	114
Westbrook	13	7	4	2			0	78
Buckhalter	9	8	1	0			0	54
Staley	7	5	2	0			0	42
McNabb	3	3	0	0			0	18
Ritchie	3	0	3	0			0	18
Mitchell	2	0	2	0			0	12
Pinkston	2	0	2	0			0	12
Kalu	1	0	0	1			0	6
C.Lewis	1	0	1	0			0	6
Smith	1	0	1	0			0	6
Thrash	1	0	1	0			0	6

Eagles	43	23	17	3	42/42	24/29	1	374
Opponents	32	13	17	2	27/28	22/30	0	287

2-Pt. Conversions: Eagles 0-1, Opponents 1-4

Field Goals	1-19	20-29	30-39	40-49	50+
Akers	0/0	9/9	7/7	6/10	2/3

Eagles	0/0	9/9	7/7	6/10	2/3
Opponents	0/0	10/10	5/7	4/7	3/6

Akers: (1) [57G] [26G,34G,22G] [52G,36G] (1) (1) [55N, 30G] [21G,25G,41B,40G] [47N,21G] (1) [36G,41G,42G, 33G] [35G,48G,38G,29G] [22G,21G] [46G,42G] [42N, 47N] [26G] **Opponents:** [23G] [27G] [51N] [48G,45G,37G,53G] [51G,22G,28G] [39G] [30G,55N] [40G,25G,46G] [45N] [30G] [45B] [20G,32N,38N,49N] [29G] [27G,50G] [33G, 25G,22G] [52N]

Punting	No	Yds	Avg	Net	TB	Lg	B
D.Johnson	79	3207	40.6	34.6	10	60	0
Eagles	79	3207	40.6	34.6	10	60	0
Opponents	78	3037	38.9	33.6	2	69	1

Sacks: Simon 7.5, Walker 6.0, Kalu 5.5, Wayne 3.0, M.Lewis 2.0, Rayburn 2.0, Simoneau 2.0, Whiting 2.0, Brown 1.0, Grasmanis 1.0, Hart 1.0, Reese 1.0, Coleman 0.5, Dawkins 0.5, Eagles 38.0, Opponents 43.0

USUAL STARTERS

WR	Todd Pinkston	LDE	Brandon Whiting
LT	Tra Thomas	LDT	Corey Simon
LG	John Welbourn	RDT	Darwin Walker
C	Hank Fraley	RDE	N.D. Kalu
RG	Bobbie Williams	WILL	Nate Wayne
RT	Jon Runyan	MLB	Mark Simoneau
TE	Chad Lewis	SAM	Carlos Emmons
WR	James Thrash	LCB	Troy Vincent
QB	Donovan McNabb	RCB	Lito Sheppard (9)
RB	Brian Westbrook (8)		Bobby Taylor (7)
	Correll Buckhalter (5)	SS	Michael Lewis
	Duce Staley (4)	FS	Clinton hart (9)
FB	Jon Ritchie		Brian Dawkins (7)

2004 Eagles Statistics



Record: 13-3, 1st in NFC East Head Coach: Andy Reid

S-12	W	31-17	NY Giants	67,532
S-20	W	27-16	Minnesota	67,676
S-26	W	30-13	at Detroit	62,472
O-03	W	19-9	at Chicago	61,894
O-17	W	30-8	Carolina	67,707
O-24	W	34-31	OTat Cleveland	73,394
O-31	W	15-10	Baltimore	67,715
N-07	L	3-27	at Pittsburgh	64,975
N-15	W	49-21	at Dallas	64,190
N-21	W	28-6	Washington	67,720
N-28	W	27-6	at NY Giants	78,830
D-05	W	47-17	Green Bay	67,723
D-12	W	17-14	at Washington	90,089
D-19	W	12-7	Dallas	67,723
D-27	L	7-20	at St. Louis	66,129
J-02	L	10-38	Cincinnati	67,074

NFC DIVISIONAL PLAYOFF

J-16	W	27-14	Minnesota	67,722
------	---	-------	-----------	--------

NFC CHAMPIONSHIP

J-23	W	27-10	Atlanta	67,717
------	---	-------	---------	--------

SUPER BOWL 39

F-06	L	21-24	New England	78,125
------	---	-------	-------------	--------

TEAM STATS		EAGLES	OPP
Total First Downs		301	299
Rushing		87	101
Passing		188	165
Penalty		26	33
3rd Down: Made/Att		72/195	82/229
3rd Down Pct.		36.9	35.8
4th Down: Made/Att		0/4	9/19
4th Down Pct.		0.0	47.4
Possession Avg.		28:26	31:34
Total Net Yards		5618	5115
Avg. Per Game		351.1	319.7
Total Plays		960	1039
Avg. Per Play		5.9	4.9
Net Yards Rushing		1639	1903
Avg. Per Game		102.4	118.9
Total Rushes		376	442
Net Yards Passing		3979	3212
Avg. Per Game		248.7	200.8
Sacked/Yards Lost		37/229	47/263
Gross Yards		4208	3475
Att./Completions		547/336	550/334
Completion Pct.		61.4	60.7
Had Intercepted		11	17
Punts/Average		73/42.0	89/42.5
Net Punting Avg.		73/37.1	89/35.4
Penalties/Yards		124/952	119/1001
Fumbles/Ball Lost		17/11	29/11
Touchdowns		44	30
Rushing		10	13
Passing		32	16
Returns		2	1

Leading Tacklers: M.Lewis 129, Dawkins 95, Brown 94, Jones 90, Trotter 80, Simoneau 60, Sheppard 59, Adams 54, Walker 47, Rayburn 46

Rushing	No.	Yds	Avg	Lg	TD
Westbrook	177	812	4.6	50	3
Levens	94	410	4.4	45	4
McNabb	41	220	5.4	28	3
Mahe	23	91	4.0	22	0
McCoo	9	54	6.0	12	0
Tapeh	12	42	3.5	10	0
G. Lewis	4	16	4.0	11	0
Blake	3	6	2.0	8	0
Owens	3	-5	-1.7	6	0
Detmer	10	-7	-.7	2	0
Eagles	376	1639	4.4	50	10
Opponents	442	1903	4.3	72t	13
Receiving	No.	Yds	Avg	Lg	TD
Owens	77	1200	15.6	59t	14
Westbrook	73	703	9.6	50	6
Pinkston	36	676	18.8	80	1
Smith	34	377	11.1	31	5
C. Lewis	29	267	9.2	21	3
Mitchell	22	377	17.1	60	2
G. Lewis	17	183	10.8	25	0
Mahe	14	123	8.8	30	0
Levens 9-92, Parry 9-75, Bartrum 5-45-1TD, Ritchie 4-36, McMullen 3-24, McCoo 2-15, Tapeh 2-15					

Eagles	336	4208	12.5	80	32
Opponents	334	3475	10.4	52	16
INTs	No.	Yds	Avg	Lg	TD
Sheppard	5	172	34.4	101t	2
Dawkins	4	40	10.0	32	0
Brown	2	33	16.5	33	0
Reese	2	22	11.0	15	0
Hood 1-20, Jones 1-0, M.Lewis 1-0, Mikell 1-0					

Eagles	17	287	16.9	101t	2
Opponents	11	140	12.7	41	1

Punt Returns	Ret	FC	Yds	Avg	Lg	TD
Mahe	19	8	109	5.7	25	0
Wynn	18	7	194	10.8	40	0
Sheppard 2-5FC-42, Westbrook 2-14, Reed 0-18						

Eagles	41	20	377	9.2	40	0
Opponents	34	13	221	6.5	25	0

Kickoff Returns	No.	Yds	Avg	Lg	TD
Reed	33	761	23.1	66	0
Hood	15	336	22.4	45	0
Mahe 3-44, G.Lewis 2-28, Parry 2-24, Wynn 1-21					

Eagles	56	1214	21.7	66	0
Opponents	73	1693	23.2	73	0

Sacks: Kears 7.5, Rayburn 6.0, Simon 5.5, Walker 4.5, Brown 3.0, Dawkins 3.0, Douglas 3.0, Burgess 2.5, McDougle 2.0, Simoneau 1.5, Green 1.0, Reese 1.0, Sheppard 1.0, Trotter 1.0, Wayne 1.0, Wynn 1.0, Jones 0.5, **Eagles 47.0, Opponents 37.0**

Passing	Att	Cmp	Yds	Cmp%	Yds/Att	TD	TD%	Int	Int%	Lg	Sk/Lost	Rat
McNabb	469	300	3875	64.0	8.26	31	6.6	8	1.7	80	32/192	104.7
Detmer	40	18	207	45.0	5.18	0	0.0	2	5.0	31	2/16	40.3
Blake	37	18	126	48.6	3.41	1	2.7	1	2.7	21	2/17	54.6
Bartrum	1	0	0	0.0	0.00	0	0.0	0	0.0	0	0/0	39.6
Westbrook	0	0	0	---	---	0	---	0	---	---	1/4	---
Eagles	547	336	4208	61.4	7.69	32	5.9	11	2.0	80	37/229	96.4
Opponents	550	334	3475	60.7	6.32	16	2.9	17	3.1	52	47/263	75.8

<u>Score By Periods</u>	<u>Q1</u>	<u>Q2</u>	<u>Q3</u>	<u>Q4</u>	<u>OT</u>	<u>Pts</u>		
Eagles	100	121	79	83	3	386		
Opponents	54	83	41	82	0	260		
<u>Scoring</u>	<u>TD</u>	<u>Ru</u>	<u>Pa</u>	<u>Rt</u>	<u>PAT</u>	<u>FG</u>	<u>2Pt</u>	<u>Pts</u>
Akers	0	0	0	0	41/42	27/32	0	122
Owens	14	0	14	0			0	84
Westbrook	9	3	6	0			0	54
Smith	5	0	5	0			0	30
Levens	4	4	0	0			0	24
C. Lewis	3	0	3	0			0	18
McNabb	3	3	0	0			0	18
Mitchell	2	0	2	0			0	12
Sheppard	2	0	0	2			0	12
Bartrum (1 Pa), Pinkston (1 Pa)								

Eagles	44	10	32	2	41/42	27/32	0	386
Opponents	30	13	16	1	27/27	17/24	0	260

2-Pt. Conversions: Eagles 0-2, Opponents 1-3

Field Goals	1-19	20-29	30-39	40-49	50+
Akers	0/0	4/4	6/7	15/18	2/3
Eagles	0/0	4/4	6/7	15/18	2/3
Opponents	1/1	5/5	5/7	4/9	2/2

Akers: [45G,53N] [37G,47G] [26G,47G,39G] [51G,42G,42G,40G,39N,45N] [48G,34G,43G] [38G,50G] [20G,41G,43G] [33G] [1] [1] [47G,42G] [22G,45G,47G,22G] [48N,38G] [1] [1] [45N,46G] **Opponents:** [53G] [42G,19G,39G,44N] [1] [25G] [1] [38G] [44G] [33N,42G,31G] [1] [35G,24G,48N] [22G,31G] [40G] [43N] [46N] [44N,28G,29G] [37N,50G]

Punting	No	Yds	Avg	Net	TB	Lg	B
Johnson	72	3032	42.1	37.4	6	62	0
Akers	1	36	36.0	16.0	1	36	0
Eagles	73	3068	42.0	37.1	7	62	0
Opponents	89	3785	42.5	35.4	13	68	1

Pro Bowl Selections: K David Akers, FS Brian Dawkins, SS Michael Lewis, QB Donovan McNabb, WR Terrell Owens, ST/LB Ike Reese, CB Lito Sheppard, T Tra Thomas, LB Jeremiah Trotter, RB Brian Westbrook

USUAL STARTERS			
WR	Todd Pinkston	LDE	Jevon Kearse
LT	Tra Thomas	LDT	Corey Simon
LG	Artis Hicks	RDT	Darwin Walker
C	Hank Fraley	RDE	Derrick Burgess
RG	Jermame Mayberry	WILL	Mark Simoneau (6)
RT	Jon Runyan		Nate Wayne (7)
TE	Chad Lewis (9)	MLB	Jeremiah Trotter (9)
	L.J. Smith (8)		Mark Simoneau (7)
WR	Terrell Owens	SAM	Dhani Jones
WR	Freddie Mitchell (9)	LCB	Lito Sheppard
QB	Donovan McNabb	RCB	Sheldon Brown
RB	Brian Westbrook	SS	Michael Lewis
FB	Josh Parry (4)	FS	Brian Dawkins

A collage of five images related to the Philadelphia Eagles. From left to right: 1. Two fans in Eagles jerseys (numbers 25 and 7) cheering with their mouths open. 2. A close-up of the Philadelphia Eagles helmet, showing the white and green winged logo. 3. A player in a white jersey with the number 58 running on the field. 4. A defensive player in a green jersey with the number 59 tackling an offensive player in a red jersey. 5. A close-up of the Philadelphia Eagles helmet, showing the white and green winged logo.

S-12	L	10-14	at Atlanta	70,806
S-18	W	42-3	San Francisco	67,727
S-25	W	23-20	Oakland	67,735
O-02	W	37-31	at Kansas City	78,742
O-09	L	10-33	at Dallas	63,199
O-23	W	20-17	San Diego	67,747
O-30	L	21-49	at Denver	76,530
N-06	L	10-17	at Washington	90,298
N-14	L	20-21	Dallas	67,739
N-20	L	17-27	at NY Giants	78,626
N-27	W	19-14	Green Bay	67,665
D-05	L	0-42	Seattle	67,637
D-11	L	23-26	OTNY Giants	67,443
D-18	W	17-16	at St. Louis	65,382
D-24	L	21-27	at Arizona	44,723
J-01	L	20-31	Washington	67,700

<u>Passing</u>	<u>Att</u>	<u>Cmp</u>	<u>Yds</u>	<u>Cmp%</u>	<u>Yds/Att</u>	<u>TD</u>	<u>TD%</u>	<u>Int</u>	<u>Int%</u>	<u>Lg</u>	<u>Sk/Lost</u>	<u>Rat</u>
McNabb	357	211	2507	59.1	7.02	16	4.5	9	2.5	91t	19/112	85.0
McMahon	207	94	1158	45.4	5.59	5	2.4	8	3.9	48	19/96	55.2
Detmer	56	32	238	57.1	4.25	0	0.0	3	5.4	24	3/15	45.1
Westbrook	0	0	0	---	---	0	---	0	---	---	1/3	---
Eagles	620	337	3903	54.4	6.30	21	3.4	20	3.2	91t	42/226	71.5
Opponents	503	297	3507	59.0	6.97	24	4.8	17	3.4	61t	29/184	82.2

Eagles	71	1578	22.2	53	0
Opponents	67	1416	21.1	96t	1
Leading Tacklers: Trotter 169, M.Lewis 141, Dawkins 125, Jones 105, Adams 101, Patterson 66, H.Thomas 65, Kears 60, S.Brown 58, Cole 55					

Eagles	100	4072	40.7	37.0	3	59	1
Opps	104	4361	41.9	35.7	10	62	0

Sacks: Kears 7.5, Cole 5, Dawkins 3.5, Patterson 3.5, Walker 2.5, Kalu 2, S. Brown 1, M. Lewis 1, Rayburn 1, Sheppard 1, Trotter 1, **Eagles 29, Opponents 42**

USUAL STARTERS			
WR	R.Brown [9], T.Owens [7]	LDE	Jevon Kearse
LT	Tra Thomas [10]	LDT	Hollis Thomas
LG	Artis Hicks	RDT	Darwin Walker
C	H.Fraley [8], J.Jackson [8]	RDE	N.D. Kalu [8], T. Cole [7]
RG	Shawn Andrews	WILL	Keith Adams
RT	Jon Runyan	MLB	Jeremiah Trotter
TE	L.J. Smith	SAM	Dhani Jones
WR	Greg Lewis	LCB	L.Sheppard [10], S.Brown [6]
QB	McNabb [9], McMahon [7]	RCB	S. Brown [10], R. Hood [6]
RB	Brian Westbrook	SS	Michael Lewis
FB	Josh Parry	FS	Brian Dawkins

2006 Eagles Statistics



Record: 10-6, 1st in NFC East Head Coach: Andy Reid

S-10	W	24-10	at Houston	70,180
S-17	L	24-30	OTNY Giants	69,241
S-24	W	38-24	at San Francisco	68,166
O-02	W	31-9	Green Bay	69,222
O-08	W	38-24	Dallas	69,268
O-15	L	24-27	at New Orleans	68,269
O-22	L	21-23	at Tampa Bay	65,808
O-29	L	6-13	Jacksonville	69,249
N-12	W	27-3	Washington	69,143
N-19	L	13-31	Tennessee	69,232
N-26	L	21-45	at Indianapolis	57,296
D-04	W	27-24	Carolina	69,098
D-10	W	21-19	at Washington	84,164
D-17	W	36-22	at NY Giants	78,657
D-25	W	23-7	at Dallas	62,839
D-31	W	24-17	Atlanta	69,341

NFC WILD CARD

J-07	W	23-20	NY Giants	69,094
------	---	-------	-----------	--------

NFC DIVISIONAL PLAYOFF

J-13	L	24-27	at New Orleans	70,001
------	---	-------	----------------	--------

TEAM STATS

	EAGLES	OPP
Total First Downs	312	314
Rushing	106	126
Passing	189	154
Penalty	17	34
3rd Down: Made/Att	88/209	83/222
3rd Down Pct.	42.1	37.4
4th Down: Made/Att	5/11	10/21
4th Down Pct.	45.5	47.6
Possession Avg.	28:38	31:22
Total Net Yards	6103	5249
Avg. Per Game	381.4	328.1
Total Plays	988	1054
Avg. Per Play	6.2	5.0
Net Yards Rushing	1984	2182
Avg. Per Game	124.0	136.4
Total Rushes	416	489
Net Yards Passing	4119	3067
Avg. Per Game	257.4	191.7
Sacked/Yards Lost	28/190	40/300
Gross Yards	4309	3367
Att./Completions	544/323	525/309
Completion Pct.	59.4	58.9
Had Intercepted	9	19
Punts/Average	78/42.6	82/43.5
Net Punting Avg.	78/34.9	82/37.2
Penalties/Yards	112/983	96/807
Fumbles/Ball Lost	26/15	25/10
Touchdowns	49	36
Rushing	13	12
Passing	31	17
Returns	5	7

Rushing	No.	Yds	Avg	Lg	TD
Westbrook	240	1217	5.1	71t	7
Buckhalter	83	345	4.2	20	2
McNabb	32	212	6.6	37	3
Garcia	25	87	3.5	12	0
Moats	22	69	3.1	13	0
R. Brown	3	24	8.0	15t	1
Mahe 4-18, Tapeh 5-9, Feeley 1-3, Johnson 1-0					

Eagles	416	1984	4.8	71t	13
Opponents	489	2182	4.5	70t	12

Receiving	No.	Yds	Avg	Lg	TD
Westbrook	77	699	9.1	52t	4
Smith	50	611	12.2	65	5
R. Brown	46	816	17.7	60t	8
Stallworth	38	725	19.1	84t	5
G. Lewis	24	348	14.5	45t	2
Buckhalter	24	256	10.7	55t	1
Baskett	22	464	21.1	89t	2
Tapeh	16	85	5.3	15	1
Schobel	14	214	15.3	60	2
Avant	7	68	9.7	18	1
Mahe	5	23	4.6	8	0

Eagles	323	4309	13.3	89t	31
Opponents	309	3367	10.9	75	17

INTs	No.	Yds	Avg	Lg	TD
Sheppard	6	157	26.2	102t	1
Dawkins	4	38	9.5	38	0
M. Lewis	2	105	52.5	84t	1
S. Brown 1-70 (TD), T. Cole 1-19 (TD), Trotter 1-17, Gaither 1-16, Considine 1-12, Walker 1-6, Ramsey 1-(-12)					

Eagles	19	428	22.5	102t	4
Opponents	9	250	27.8	66t	2

Punt Returns	Ret	FC	Yds	Avg	Lg	TD
Mahe	18	12	169	9.4	23	0
Wynn TM	13	5	131	10.1	22	0
Westbrook	5	3	39	7.8	13	0

Eagles	36	20	339	9.4	23	0
Opponents	41	13	380	9.3	90t	1

Kickoff Returns	No.	Yds	Avg	Lg	TD
Mahe	30	667	22.2	64	0
Wynn TM	18	362	20.1	34	0
Perry	3	57	19.0	24	0
G. Lewis	2	46	23.0	28	0
Moats	2	43	21.5	23	0
Schobel	2	13	6.5	11	0
Sheppard	1	16	16.0	16	0

Eagles	58	1204	20.8	64	0
Opponents	71	1647	23.2	41	0

Sacks: T. Cole 8, J. Thomas 6, Walker 6, Howard 5, Kearse 3.5, M. Lewis 2, M. McCoy 2, Considine 1.5, Patterson 1.5, Dawkins 1, Gaither 1, Hood 1, McDougle 1, Jones 0.5, Eagles 40, Opponents 28					
---	--	--	--	--	--

Passing	Att	Cmp	Yds	Cmp%	Yds/Att	TD	TD%	Int	Int%	Lg	Sk/Lost	Rat
McNabb	316	180	2647	57.0	8.38	18	5.7	6	1.9	87t	21/140	95.5
Garcia	188	116	1309	61.7	6.96	10	5.3	2	1.1	65	6/40	95.8
Feeley	38	26	342	68.4	9.00	3	7.9	0	0.0	89t	1/10	122.9
Akers 1-1-11-0-0, Baskett 1-0-0-1-0												
Eagles	544	323	4309	59.4	7.92	31	5.7	9	1.7	89t	28/190	96.7
Opponents	525	309	3367	58.9	6.41	17	3.2	19	3.6	75	40/300	73.6

Score By Periods	Q1	Q2	Q3	Q4	OT	Pts
Eagles	75	109	96	118	0	398
Opponents	79	86	61	96	6	328

Scoring	TD	Ru	Pa	Rt	PAT	FG	2Pt	Pts
Akers	0	0	0	0	48/48	18/23	0	102
Westbrook	11	7	4	0			0	66
R. Brown	9	1	8	0			0	54
Smith	5	0	5	0			0	32
Stallworth	5	0	5	0			0	30
Buckhalter	3	2	1	0			0	18
McNabb	3	3	0	0			0	18
Baskett	2	0	2	0			0	12
G. Lewis	2	0	2	0			0	12
Schobel	2	0	2	0			0	12
Avant	1	0	1	0			0	0

6 S. Brown (1 Rt), T. Cole (1 Rt), M. Lewis (1 Rt), Patterson (1 Rt), Sheppard (1 Rt), Tapeh (1 Pa)								
---	--	--	--	--	--	--	--	--

Eagles	49	13	31	5	48/48	18/23	0	398
Opponents	36	12	17	7	34/34	26/28	0	328

2-Pt. Conversions: Smith, Eagles 1-1, Opponents 0-1

Field Goals	1-19	20-29	30-39	40-49	50+
Akers	0/0	9/10	3/5	6/8	0/0
Eagles	0/0	9/10	3/5	6/8	0/0
Opponents	0/0	4/4	11/11	9/10	2/3

Akers: [42G] [49N,37G] [21G,39N] [40G] [27G] [47G] [] [25G,28G] [37G,25G] [42G,38G] [36N] [28G,25G] [] [48N] [25G,45G,21G] [41G,23N]												
Opponents: [34G] [35G] [48G] [23G,54G,46G,54N] [39G] [39G,31G] [30G,44G,62G] [40G,27G] [48N,32G] [36G] [44G] [45G] [31G,45G,32G,35G] [47G,23G,24G] [] [45G]												

Punting	No	Yds	Avg	Net	TB	Lg	B
Johnson	78	3326	42.6	34.9	11	60	0
Eagles	78	3326	42.6	34.9	11	60	0
Opponents	82	3566	43.5	37.2	9	61	0

Leading Tacklers: Trotter 161, Dawkins 155, Considine 107, Jones 93, M. Lewis 87, Cole 84, Patterson 82, McCoy 81, Barber 60, S. Brown 59

Pro Bowl Selections: RG Shawn Andrews, FS Brian Dawkins, CB Lito Sheppard

USUAL STARTERS			
WR	Donté Stallworth (11)	LDE	Trent Cole (10)
LT	Tra Thomas	LDT	Mike Patterson
LG	Todd Herremans	RDT	Darwin Walker
C	Jamaal Jackson	RDE	Darren Howard
RG	Shawn Andrews	WILL	M. McCoy (10), O. Gaither (5)
RT	Jon Runyan	MLB	Jeremiah Trotter
TE	L.J. Smith	SAM	Dhani Jones
WR	Reggie Brown	LCB	Lito Sheppard
QB	McNabb (10), Garcia (6)	RCB	Sheldon Brown
RB	Brian Westbrook	SS	Considine (10), Lewis (6)
FB	Thomas Tapeh (8)	FS	Brian Dawkins

2007 Eagles Statistics



Record: 8-8, 4th in NFC East
Head Coach: Andy Reid

S-09	L	13-16	at Green Bay	70,598
S-17	L	12-20	Washington	67,726
S-23	W	56-21	Detroit	67,570
S-30	L	3-16	at NY Giants	78,862
O-14	W	16-9	at NY Jets	77,189
O-21	L	16-19	Chicago	67,806
O-28	W	23-16	at Minnesota	63,019
N-04	L	17-38	Dallas	67,688
N-11	W	33-25	at Washington	90,218
N-18	W	17-7	Miami	68,934
N-25	L	28-31	at New England	68,756
D-02	L	24-28	Seattle	68,445
D-09	L	13-16	NY Giants	68,594
D-16	W	10-6	at Dallas	63,777
D-23	W	38-23	at New Orleans	70,011
D-30	W	17-9	Buffalo	68,594

TEAM STATS

	EAGLES	OPP
Total First Downs	323	279
Rushing	118	80
Passing	186	177
Penalty	19	22
3rd Down: Made/Att	97/229	81/218
3rd Down Pct.	42.4%	37.2%
4th Down: Made/Att	9/15	3/13
4th Down Pct.	60.0%	23.1%
Possession Avg.	30:56	29:04
Total Net Yards	5729	4982
Avg. Per Game	358.1	311.4
Total Plays	1047	979
Avg. Per Play	5.5	5.1
Net Yards Rushing	1974	1533
Avg. Per Game	123.4	95.8
Total Rushes	421	403
Net Yards Passing	3755	3449
Avg. Per Game	234.7	215.6
Sacked/Yards Lost	49/250	37/244
Gross Yards	4005	3693
Att./Completions	577/350	539/312
Completion Pct.	60.7%	57.9%
Had Intercepted	15	11
Punts/Average	73/42.0	76/41.6
Net Punting Avg.	34.5	35.8
Penalties/Yards	83/649	81/616
Fumbles/Ball Lost	24/12	16/8
Touchdowns	38	30
Rushing	12	10
Passing	24	16
Returns	2	4

Passing	Att	Cmp	Yds	Cmp%	Yds/Att	TD	TD%	Int	Int%	Lg	Sk/Lost	Ret
McNabb	473	291	3324	61.5%	7.0	19	4.0%	7	1.5%	75t	44/227	89.8
Feeley	103	59	681	57.3%	6.6	5	4.9%	8	7.8%	47	3/10	61.2
G.Lewis 1-0-0-0-0, Kolb 0-0-0-0-02/130.0												
Eagles	577	350	4005	60.7%	6.9	24	4.2%	15	2.6%	75t	49/250	84.6
Opponents	539	312	3693	57.9%	6.9	16	3.0%	11	2.0%	91t	37/244	80.3

Rushing	No.	Yds	Avg	Lg	TD
Westbrook	278	1333	4.8	36	7
Buckhalter	62	313	5.0	30t	4
McNabb	50	236	4.7	40	0
R.Brown	5	36	7.2	12	0
Feeley	7	23	3.3	7	0
Tapeh	5	18	3.6	11	0
Hunt	10	16	1.6	4	1
Avant	1	1	1.0	1	0
Kolb	3	-2	-0.7	0	0

Eagles	421	1974	4.7	40	12
Opponents	403	1533	3.8	56	10

Receiving	No.	Yds	Avg	Lg	TD
Westbrook	90	771	8.6	57t	5
Curtis	77	1110	14.4	75t	6
R.Brown	61	780	12.8	45t	4
Avant	23	267	11.6	31	2
Smith	22	236	10.7	26	1
Celek	16	178	11.1	29	1
Baskett	16	142	8.9	25	1
G.Lewis	13	265	20.4	50	3
Buckhalter	12	87	7.3	14	0
Schobel	11	108	9.8	18	1
Tapeh	8	50	6.3	9	0
Mahe	1	11	11.0	11	0

Eagles	350	4005	11.4	75t	24
Opponents	312	3693	11.8	91t	16

INTs	No.	Yds	Avg	Lg	TD
S.Brown	3	3	1.0	3	0
Sheppard	2	25	12.5	16	0
Gaither 1-49, Mikell 1-20, Bradley 1-13, Dawkins 1-1, James 1-0, Considine 1-0					

Eagles	11	111	10.1	49	0
Opponents	15	198	13.2	49	1

Punt Returns	Ret	FC	Yds	Avg	Lg	TD
Mahe	31	11	249	8.0	32	0
Westbrook	4	0	79	19.8	64	0
G.Lewis	4	1	4	1.0	5	0
Reed	2	0	8	4.0	8	0
Graham	1	0	0	0.0	0	0

Eagles	42	12	340	8.1	64	0
Opponents	36	14	409	11.4	87t	1

Kickoff Returns	No.	Yds	Avg	Lg	TD
Buckhalter	37	798	21.6	35	0
Reed	31	701	22.6	34	0
Mahe 1-19, Reagoe 1-14, G.Lewis 1-3, Baskett 0-4					
Eagles	71	1539	21.7	35	0
Opponents	69	1536	22.3	51	0

Leading Tacklers: Gaither 170, Spikes 139, Patterson 114, Cole 103, Mikell 98, Gocong 92, Bunkley 75, S.Brown 75, J.Thomas 63, Dawkins 51

Score By Periods	Q1	Q2	Q3	Q4	OT	Pts
Eagles	100	97	69	70	0	336
Opponents	86	95	64	55	0	300

Scoring	TD	Ru	Pa	Rt	PAT	FG	2Pt	Pts
Akers	0	0	0	0	36/36	24/32	0	108
Westbrook	12	7	5	0	0/0	0/0	0	72
Curtis	8	0	6	2	0/0	0/0	0	48
R.Brown	4	0	4	0	0/0	0/0	0	24
Buckhalter	4	4	0	0	0/0	0/0	0	24
G.Lewis	3	0	3	0	0/0	0/0	0	18
Avant	2	0	2	0	0/0	0/0	0	12
Hunt (1 Ru), Celek (1 Pa), Schobel (1 Pa), Baskett (1 Pa), L.Smith (1 Pa)								

Eagles	38	12	24	2	36/36	24/32	0	336
Opponents	30	10	16	4	27/29	31/38	0	300

2-Pt. Conversions: Eagles 0-2, Opponents 0-1

Field Goals	1-19	20-29	30-39	40-49	50+
Akers	0/0	12/12	10/10	1/6	1/4
Eagles	0/0	12/12	10/10	1/6	1/4
Opponents	1/1	13/13	10/13	5/9	2/2

Akers: [33G, 47G] [24G, 39G, 26G, 22G] [1] [42N, 53G] [22G, 41N, 41N, 31G, 25G] [24G, 33G, 37G] [20G, 59N, 27G, 25G] [36G] [53N] [34G] [41G, 48N] [29G, 39G, 57N] [47N, 21G] [24G] [38G] **Opponents:** [53G, 37G, 42G] [35G, 37G] [46N] [34N, 29G] [30G, 44N, 21G, 30G] [39N, 31G, 22 G, 41G, 45G] [39G, 32G, 48G] [22G] [23G, 21G] [47N] [23G, 32N] [40N] [19G, 23G, 23G] [33G, 23G] [55G, 35G, 46G] [29G, 23G, 22G]

Punting	No	Yds	Avg	Net	TB	Lg	B
Rocca	73	3066	42.0	34.5	7	65	0
Eagles	73	3066	42.0	34.5	7	65	0
Opponents	76	3162	41.6	35.8	5	61	0

Sacks: T.Cole 12.5, J.Thomas 5.0, Patterson 4.0, Kearse 3.5, Bunkley 3.0, Bradley 1.0 Spikes 1.0, Mikell 1.0, Reagor 1.0, Howard 1.0, Hanson 1.0, Gocong 1.0, Team 2.0, **Eagles: 37.0, Opponents: 48.0**

Fumbles Lost: D.McNabb 5, B.Westbrook 1, J.Jackson 1, G.Lewis 1, Q.Mikell 1, L.Smith 1, J.Reed 1, K.Kolb 1 **Total: 12**

Opponent Fumble Recoveries: J.Thomas 2, Q.Mikell 1, J.Hanson 1, M.Patterson 1, T.Cole 1, B.Bunkley 1, J.Kearse 1 **Total: 8**

Pro Bowl Selections: RG Shawn Andrews, RB Brian Westbrook

USUAL STARTERS

WR	Kevin Curtis	LDE	Jevon Kearse (8)
LT	William Thomas		Juqua Thomas (7)
LG	Todd Herremans	LDT	Mike Patterson
C	Jamaal Jackson	RDT	Brodrick Bunkley
RG	Shawn Andrews	RDE	Trent Cole
RT	Jon Runyan	WILL	Takeo Spikes
TE	L.J. Smith	MLB	Omar Gaither
WR	Reggie Brown	SAM	Chris Gocong
QB	Donovan McNabb	LCB	Lito Sheppard
RB	Brian Westbrook	RCB	Sheldon Brown
FB	Thomas Tapeh	SS	Sean Considine (8)
			Quintin Mikell (6)
		FS	Brian Dawkins (10)
			Quintin Mikell (5)

2008 Eagles Statistics



Record: 9-6-1, 2nd in NFC East Head Coach: Andy Reid

S-07	W	38-3	St. Louis	69,144
S-15	L	37-41	at Dallas	63,472
S-21	W	15-6	Pittsburgh	69,144
S-28	L	20-24	at Chicago	62,099
O-05	L	17-23	Washington	69,144
O-12	W	40-26	at San Francisco	67,640
O-26	W	27-14	Atlanta	69,144
N-02	W	26-7	at Seattle	68,055
N-09	L	31-36	NY Giants	69,144
N-16	T	13-13	OTat Cincinnati	64,633
N-23	L	7-36	at Baltimore	71,379
N-27	W	48-20	Arizona	64,144
D-07	W	20-14	at NY Giants	79,003
D-15	W	30-10	Cleveland	69,144
D-21	L	3-10	at Washington	82,412
D-28	W	44-6	Dallas	69,144

NFC WILD CARD

J-04	W	26-14	at Minnesota	61,746
------	---	-------	--------------	--------

NFC DIVISIONAL PLAYOFF

J-11	W	23-11	at NY Giants	79,193
------	---	-------	--------------	--------

NFC CHAMPIONSHIP

J-18	L	25-32	at Arizona	70,650
------	---	-------	------------	--------

TEAM STATS	EAGLES	OPP
Total First Downs	318	248
Rushing	94	79
Passing	204	144
Penalty	20	25
3rd Down: Made/Att	93/225	73/227
3rd Down Pct.	41.3%	32.2%
4th Down: Made/Att	4/9	5/14
4th Down Pct.	44.4%	35.7%
Possession Avg.	30:55	29:05
Total Net Yards	5608	4388
Avg. Per Game	350.5	274.3
Total Plays	1056	994
Avg. Per Play	5.3	4.4
Net Yards Rushing	1697	1475
Avg. Per Game	106.1	92.2
Total Rushes	427	421
Net Yards Passing	3911	2913
Avg. Per Game	244.4	182.1
Sacked/Yards Lost	23/149	48/312
Gross Yards	4060	3225
Attempts/Completions	606/362	525/284
Completion Pct.	59.7%	54.1%
Had Intercepted	16	15
Punts/Average	78/42.7	101/42.5
Net Punting Avg.	37.9	36.5
Penalties/Yards	74/635	80/593
Fumbles/Ball Lost	16/10	26/14
Touchdowns	45	31
Rushing	15	7
Passing	23	19
Returns	7	5

Rushing	No.	Yds	Avg	Lg	TD
Westbrook	233	936	4.0	39t	9
Buckhalter	76	369	4.9	33	2
McNabb	39	147	3.8	17	2
D.Jackson	17	96	5.6	21	1
Eckel	24	79	3.3	14	0
Booker	20	53	2.7	8	0
Hunt 4-9-1TD, R.Brown 1-6, Kolb 13-2					

Eagles 427 1697 4.0 39t 15

Opponents 421 1475 3.5 28 7

Receiving	No.	Yds	Avg	Lg	TD
D.Jackson	62	912	14.7	60	2
Westbrook	54	402	7.4	47	5
Smith	37	298	8.1	25	3
Baskett	33	440	13.3	90t	3
Curtis	33	390	11.8	32	2
Avant	32	377	11.8	31	2
Celek	27	318	11.8	44	1
Buckhalter	26	324	12.5	59	2
Lewis	19	247	13.0	52	1
R.Brown	18	252	14.0	40	1
Hunt 6-42, Klecko 6-36, Booker 6-11, Schobel 2-10, Herremans 1-1-1TD					

Eagles 362 4060 11.2 90t 23

Opponents 284 3225 11.4 90t 19

<u>INTs</u>	<u>No.</u>	<u>Yds</u>	<u>Avg</u>	<u>Lg</u>	<u>TD</u>	
Samuel	4	64	16.0	50t	1	
Mikell	3	53	17.7	41	0	
Parker 1-55-1TD, Dawkins 1-25, S.Brown 1-23, Patterson 1-21, Bradley 1-17, Hanson 1-13, Howard 1-8, Sheppard 1-0						
Eagles	15	279	18.6	55t	2	
Opponents	16	434	27.1	107t	2	
<u>Punt Returns</u>	<u>Ret</u>	<u>FC</u>	<u>Yds</u>	<u>Avg</u>	<u>Lg</u>	<u>TD</u>
D.Jackson	50	16	440	8.8	68t	1
Lewis 1-6, Hanson 1-0						

Eagles 52 16 446 8.6 68t 1

Opponents 41 12 296 7.2 45 0

Kickoff Returns	No.	Yds	Avg	Lg	TD
Demps	52	1314	25.3	100t	1
Lewis 3-43, Buckhalter 1-14, Avant 1-13, Klecko 1-12, D.Jackson 1-12, Abiamiri 1-3					

Eagles 60 1411 23.5 100t 1

Opponents 75 1698 22.6 98t 1

Sacks: Howard 10.0, T.Cole 9.0, Parker 5.0, Clemons 4.0, Dawkins 3.0, Gaither 2.5, Mikell 2.0, Gocong 2.0, Abiamiri 2.0, Klecko 2.0, Bunkley 2.0, Demps 1.0, Hanson 1.0, S.Brown 1.0, Bradley 1.0, Patterson 0.5

Eagles: 48.0, Opponents: 23.0

Pro Bowl Selections: FS Brian Dawkins, CB Asante Samuel

Leading Tacklers: Mikell 169, Bradley 151, Dawkins 142, T.Cole 98, Patterson 86, Bunkley 82, Parker 76, Gaither 63, Gocong 61, S.Brown 55

Passing	Att	Cmp	Yds	Cmp%	Yds/Att	TD	TD%	Int	Int%	Lg	Sk/Lost	Rat
McNabb	571	345	3916	60.4%	6.9	23	4.0%	11	1.9%	90t	23/149	86.4
Kolb	34	17	144	50.0%	4.2	0	0.0%	4	11.8%	16	0/0	21.8
D.Jackson	1	0	0	0.0%	0.0	0	0.0%	1	100.0%	0	0/0	0.0
Eagles	606	362	4060	59.7%	6.7	23	3.8%	16	2.6%	90t	23/149	81.4
Opponents	525	284	3225	54.1%	6.1	19	3.6%	15	2.9%	90t	48/312	72.9

Score By Periods	Q1	Q2	Q3	Q4	OT	Pts
Eagles	85	150	73	108	0	416
Opponents	53	100	49	87	0	289

Scoring	TD	Ru	Pa	Rt	PAT	FG	2Pt	Pts
Akers	0	0	0	0	45/45	33/40	0	144
Westbrook	14	9	5	0	0/0	0/0	0	84
Buckhalter	4	2	2	0	0/0	0/0	0	24
D.Jackson	4	1	2	1	0/0	0/0	0	24
Smith	3	0	3	0	0/0	0/0	0	18
Baskett	3	0	3	0	0/0	0/0	0	18

Avant (2 Pa), Curtis (2 Pa), McNabb (2 Ru), Parker (1 Rt), Lewis (1 Pa), Clemons (1 Rt), Hanson (1 Rt), Samuel (1 Rt), Hunt (1 Ru), Celek (1 Pa), Demps (1 Rt), Gocong (1 Rt), R.Brown (1 Pa), Herremans (1 Pa)

Eagles 45 15 23 7 45/45 33/40 0 416

Opponents 31 7 19 5 29/29 24/28 0 289

2-Pt. Conversions: Eagles 0-2, Opponents 0-1

Field Goals	1-19	20-29	30-39	40-49	50+
Akers	2/2	11/11	10/12	8/10	2/5

Eagles 2/2 11/11 10/12 8/10 2/5

Opponents 0/0 6/6 5/5 9/11 4/6

Akers: [23G] [34G, 44G, 22G] [31G, 31G] [50N, 47N, 24G, 31G] [50N, 23G] [19G, 54B, 38G, 25G, 28G] [36G, 18G] [40G, 24G, 42G, 39G] [29G] [42G, 27G] [] [42G, 41G] [51G, 32B, 34B, 34G] [24G, 34G, 34G] [22G] [40G, 50G, 41G, 40N] **Opponents:** [46G] [51G, 47G] [37G, 53G] [41G] [41G, 48G, 50G] [32G, 37G, 53G, 29G] [] [] [27G, 26G, 28G] [20G, 41G, 47N] [44G, 42G, 53N] [] [47B] [27G] [54N, 33G] [37G, 42]

Punting	No	Yds	Avg	Net	TB	Lg	B
Rocca	77	3334	43.3	37.9	4	65	1

Eagles 78 3334 42.7 37.9 4 65 1

Opponents 101 4294 42.5 36.5 8 67 0

Fumbles Lost: McNabb 5, D.Jackson 2, Demps 1,



Westbrook 1, Hunt 1 **Total: 10**

Opponent Fumble Recoveries: Clemons 2, Gaither 2, Jordan 2, T.Laws 1, Bradley 1, Dawkins 1, Howard 1, Hanson 1, Patterson 1, Bunkley 1, Gocong 1 **Total: 14**

USUAL STARTERS

WR	Kevin Curtis (8)	LDE	Juqua Parker
	Hank Baskett (5)	LDT	Mike Patterson
LT	William Thomas	RDT	Brodrick Bunkley
LG	Todd Herremans	RDE	Trent Cole
C	Jamaal Jackson	WILL	Omar Gaither (10)
RG	Max Jean-Gilles (10)		Akeem Jordam (6)
	Nick Cole (4)	MLB	Stewart Bradley
RT	Jon Runyan	SAM	Chris Gocong
TE	L.J. Smith	LCB	Asante Samuel
WR	DeSean Jackson	RCB	Sheldon Brown
QB	Donovan McNabb	SS	Quintin Mikell
RB	Brian Westbrook	FS	Brian Dawkins
FB	Thomas Tapeh		

2009 Eagles Statistics



Record: 11-5, 2nd in NFC East Head Coach: Andy Reid

S-13	W	38-10	at Carolina	73,599
S-20	L	22-48	New Orleans	69,144
S-27	W	34-14	Kansas City	69,144
O-11	W	33-14	Tampa Bay	69,144
O-18	L	9-13	at Oakland	49,642
O-26	W	27-17	at Washington	88,241
N-01	W	40-17	NY Giants	69,144
N-08	L	16-20	Dallas	69,144
N-15	L	23-31	at San Diego	68,879
N-22	W	24-20	at Chicago	62,421
N-29	W	27-24	Washington	69,144
D-06	W	34-7	at Atlanta	69,560
D-13	W	45-38	at NY Giants	78,780
D-20	W	27-13	San Francisco	69,144
D-27	W	30-27	Denver	69,144
J-03	L	0-24	at Dallas	100,621
NFC WILD CARD				
J-09	L	14-34	at Dallas	92,951

TEAM STATS

	EAGLES	OPP
Total First Downs	290	295
Rushing	87	81
Passing	182	179
Penalty	21	35
3rd Down: Made/Att	75/207	73/221
3rd Down Pct.	36.2%	33.0%
4th Down: Made/Att	6/14	17/30
4th Down Pct.	42.9%	56.7%
Possession Avg.	28:15	31:46
Total Net Yards	5726	5137
Avg. Per Game	357.9	321.1
Total Plays	975	1037
Avg. Per Play	5.9	5.0
Net Yards Rushing	1637	1675
Avg. Per Game	102.3	104.7
Total Rushes	384	413
Net Yards Passing	4089	3462
Avg. Per Game	255.6	216.4
Sacked/Yards Lost	38/291	44/316
Gross Yards	4380	3778
Attempts/Completions	553/335	580/354
Completion Pct.	60.6%	61.0%
Had Intercepted	13	25
Punts/Average	76/42.4	80/45.1
Net Punting Avg.	38.3	37.2
Penalties/Yards	115/951	104/789
Fumbles/Ball Lost	23/10	25/13
Touchdowns	47	39
Rushing	14	11
Passing	27	27
Returns	6	1

Pro Bowl Selections: K David Akers, DE Trent Cole, LS Jon Dorenbos, WR/KR DeSean Jackson, QB Donovan McNabb, S Quintin Mikell T Jason Peters, CB Asante Samuel, FB Leonard Weaver

Rushing	No.	Yds	Avg	Lg	TD
L.McCoy	155	637	4.1	66t	4
L.Weaver	70	323	4.6	41t	2
B.Westbrook	61	274	4.5	25	1
D.McNabb	37	140	3.8	27	2
D.Jackson	11	137	12.5	67t	1
M.Vick	24	95	4.0	34	2
E.Buckley	15	44	2.9	9	1
K.Kolb	5	-1	-0.2	5	1
J.Garcia 3-(-2), R.Brown 1-(-3), J.Maclin 2-(-7)					

Eagles	384	1637	4.3	67t	14
Opponents	413	1675	4.1	72	11

Receiving	No.	Yds	Avg	Lg	TD
B.Celek	76	971	12.8	47t	8
D.Jackson	63	1167	18.5	71t	9
J.Maclin	55	762	13.9	56	4
J.Avant	41	587	14.3	58	3
L.McCoy	40	308	7.7	45	0
B.Westbrook	25	181	7.2	34	1
L.Weaver	15	140	9.3	59	2
R.Brown	9	155	17.2	43	0

R.Brown 9-155, K.Curtis 6-77, A.Smith 3-25, H. Baskett 1-6, D.McNabb 1-1

Eagles	335	4380	13.1	71t	27
Opponents	354	3778	10.7	86t	27

INTs	No.	Yds	Avg	Lg	TD
A.Samuel	9	117	13.0	37	0
S.Brown	5	152	30.4	83t	1
S.Jones	2	37	18.5	37	0
Q.Mikell	2	16	8.0	16	0
A.Jordan	2	14	7.0	11	0
J.Hanson	2	8	4.0	6	0
Q.Demps 1-12, W.Witherspoon 1-9-1TD, T.White 1-5					

Eagles	25	370	14.8	83t	2
Opponents	13	131	10.1	97t	1

Punt Returns	Ret	FC	Yds	Avg	Lg	TD
D.Jackson	29	15	441	15.2	85t	2
J.Maclin	6	4	30	5.0	27	0

Eagles	35	19	471	13.5	85t	2
Opponents	39	15	229	5.9	26	0

Kickoff Returns	No.	Yds	Avg	Lg	TD
E.Hobbs	20	481	24.1	63	0
V.Harris	19	394	20.7	32	0
J.Maclin	7	124	17.7	28	0
Q.Demps	6	155	25.8	48	0
L.Weaver	2	33	16.5	18	0
J.Babin 2-0, A.Smith 1-4, D.Jackson 1-0					

Eagles	58	1191	20.5	63	0
Opponents	81	1907	23.5	52	0
Leading Tacklers: Mikell 122, T.Cole 93, Jordan 82, Jones 72, M.Patterson 71, Witherspoon 68, S.Brown 68, Bunkley 58, Gocong 50					

Passing	Att	Cmp	Yds	Cmp%	Yds/Att	TD	TD%	Int	Int%	Lg	Sk/Lost	Rat
D.McNabb	443	267	3553	60.3%	8.0	22	5.0%	10	2.3%	60t	35/264	92.9
K.Kolb	96	62	741	64.6%	7.7	4	4.2%	3	3.1%	71t	3/27	88.9
M.Vick	13	6	86	46.2%	6.6	1	7.7%	0	0.0%	43	0/0	93.8
B.Westbrook	1	0	0	0.0%	0.0	0	0.0%	0	0.0%	0	0/0	39.6
Eagles	553	335	4380	60.6%	7.9	27	4.9%	13	2.4%	71t	38/291	92.0
Opponents	580	354	3778	61.0%	6.5	27	4.7%	25	4.3%	86t	44/316	77.6

Score By Periods	Q1	Q2	Q3	Q4	OT	Pts
Eagles	122	151	72	84	0	429
Opponents	58	101	107	71	0	337

Scoring	TD	Ru	Pa	Rt	PAT	FG	2Pt	Pts
D.Akers	0	0	0	0	43/45	32/37	0	139
D.Jackson	12	1	9	2	0/0	0/0	0	72
B.Celek	8	0	8	0	0/0	0/0	0	48
McCoy (4 Ru), Maclin (4 Pa), Weaver (2 Ru, 2 Pa), Avant (3 Pa), McNabb (2 Ru), Vick (2 Ru), Brown (2 Rt), Westbrook (1 Ru, 1 Pa), Witherspoon (1 Rt), Buckley (1 Ru), Kolb (1 Ru), Abiamiri (1 Rt), Howard (safety)								

Eagles	47	14	27	6	43/45	32/37	2	429
Opponents	39	11	27	1	38/38	21/24	1	337

2-Pt. Conversions: Eagles 2-2, Opponents 1-1

Field Goals	1-19	20-29	30-39	40-49	50+
D.Akers	1/1	11/11	8/9	11/13	1/3

Eagles	1/1	11/11	8/9	11/13	1/3
Opponents	0/0	11/11	2/3	7/9	1/1

Akers: [49G, 51B] [23G, 32G] [29G, 38G] [44G] [43N, 45G, 43G, 47N, 45G] [47G, 44G] [30G, 35G] [45G, 48G, 52G] [18G, 25G, 25G] [25G] [29G, 24G, 41G, 32G] [33G, 39N, 33G] [20G] [22G, 26G] [39G, 45G, 28G] [53N]
Opponents: [22G] [23G, 25G] [11] [1] [29G, 46G] [47G] [42G, 47N] [22G, 33G] [29G] [45G, 28G, 28G, 49G, 48B] [25G] [1] [26G] [51G, 25G] [33G, 46G] [44G, 30N]

Punting	No	Yds	Avg	Net	TB	Lg	B
S.Rocca	76	3222	42.4	38.3	4	61	0
Eagles	76	3222	42.4	38.3	4	61	0
Opponents	80	3604	45.1	37.2	8	64	0

Fumbles Lost: D.McNabb 3, J.Babin 1, E.Hobbs 1, K.Kolb 1, D.Jackson 1, V.Harris 1, L.McCoy 1, J.Garcia 1 **Total: 10**
Opponent Fumble Recoveries: Q.Mikell 2, S.Jones 2, M.Fokou 2, S.Brown 1, B.Bunkley 1, O.Gaither 1, V.Abiamiri 1, T.White 1, J.Hanson 1, A.Samuel 1 **Total: 13**

Sacks: T.Cole 12.5, J.Parker 8.0, D.Howard 6.5, C. Clemons 3.0, J.Babin 2.5, V.Abiamiri 2.0, M.Patterson 1.5, O.Gaither 1.5, C.Gocong 1.0, A.Jordan 1.0, B.Bunkley 1.0, S.Jones 1.0, W.Witherspoon 1.0, A.Dixon 1.0, J.Hanson 0.5 **Eagles: 44.0, Opponents: 38.0**

USUAL STARTERS

WR	Jeremy Maclin	LDE	Juqua Parker
LT	Jason Peters	LDT	Mike Patterson
LG	Todd Herremans	RDT	Brodrick Bunkley
C	Jamaal Jackson	RDE	Trent Cole
RG	Nick Cole	WILL	Witherspoon (8), Jordan (8)
RT	Winston Justice	MLB	Trotter (7), Gaither (3)
TE	Brent Celek	SAM	Chris Gocong
WR	DeSean Jackson	LCB	Asante Samuel
QB	Donovan McNabb	RCB	Sheldon Brown
RB	Westbrook (7), McCoy (3)	SS	Quintin Mikell
FB	Leonard Weaver	FS	Jones (9), Harris (7)

2010 Eagles Statistics



Record: 10-6 1st in NFC East Head Coach: Andy Reid

9/12	L	20-27	Green Bay	69,144
9/19	W	35-32	at Detroit	56,688
9/26	W	28-3	at Jacksonville	63,256
10/3	L	12-17	Washington	69,144
10/10	W	27-24	at San Francisco	69,732
10/17	W	31-17	Atlanta	69,144
10/24	L	19-37	at Tennessee	69,143
11/7	W	26-24	Indianapolis	69,144
11/15	W	59-28	at Washington	84,912
11/21	W	27-17	NY Giants	69,144
11/28	L	26-31	at Chicago	62,147
12/2	W	34-24	Houston	69,144
12/12	W	30-27	at Dallas	85,673
12/19	W	38-31	at NY Giants	81,223
12/28	L	14-24	Minnesota	69,144
1/2	L	13-14	Dallas	69,144
NFC WILD CARD				
1/9	L	16-21	Green Bay	69,144

TEAM STATS

Total First Downs

Rushing	116	91
Passing	189	185
Penalty	17	33

3rd Down: Made/Att	85/214	80/209
--------------------	--------	--------

3rd Down Pct.	39.7%	38.3%
---------------	-------	-------

4th Down: Made/Att	9/13	5/12
--------------------	------	------

4th Down Pct.	69.2%	41.7%
---------------	-------	-------

Possession Avg.	31:15	28:45
-----------------	-------	-------

Total Net Yards	6230	5235
-----------------	------	------

Avg. Per Game	389.4	327.2
---------------	-------	-------

Total Plays	1038	998
-------------	------	-----

Avg. Per Play	6.0	5.2
---------------	-----	-----

Net Yards Rushing	2324	1766
-------------------	------	------

Avg. Per Game	145.3	110.4
---------------	-------	-------

Total Rushes	428	423
--------------	-----	-----

Net Yards Passing	3906	3469
-------------------	------	------

Avg. Per Game	244.1	216.8
---------------	-------	-------

Sacked/Yards Lost	49/309	39/292
-------------------	--------	--------

Gross Yards	4215	3761
-------------	------	------

Attempts/Completions	561/348	536/309
----------------------	---------	---------

Completion Pct.	62.0%	57.6%
-----------------	-------	-------

Had Intercepted	13	23
-----------------	----	----

Punts/Average	73/43.8	82/43.9
---------------	---------	---------

Net Punting Avg.	39.0	37.0
------------------	------	------

Penalties/Yards	129/1101	87/724
-----------------	----------	--------

Fumbles/Ball Lost	33/12	18/11
-------------------	-------	-------

Touchdowns	49	46
------------	----	----

Rushing	18	12
---------	----	----

Passing	28	31
---------	----	----

Returns	3	3
---------	---	---

Passing	Att	Cmp	Yds	Cmp%	Yds/Att	TD	TD%	Int	Int%	Lg	Sk/Lost	Rate
---------	-----	-----	-----	------	---------	----	-----	-----	------	----	---------	------

M.Vick	372	233	3018	62.6%	8.1	21	5.6%	6	1.6%	91t	34/210	100.2
--------	-----	-----	------	-------	-----	----	------	---	------	-----	--------	-------

K.Kolb	189	115	1197	60.8%	6.3	7	3.7%	7	3.7%	83t	15/99	76.1
--------	-----	-----	------	-------	-----	---	------	---	------	-----	-------	------

Team	561	348	4215	62.0%	7.5	28	5.0%	13	2.3%	91t	49/309	92.1
------	-----	-----	------	-------	-----	----	------	----	------	-----	--------	------

Opponents	536	309	3761	57.6%	7.0	31	5.8%	23	4.3%	80t	39/292	80.8
-----------	-----	-----	------	-------	-----	----	------	----	------	-----	--------	------

Rushing

L.McCoy	207	1080	5.2	62	7
M.Vick	100	676	6.8	35	9
J.Harrison	40	239	6.0	50t	1
D.Jackson	16	104	6.5	31t	1
K.Kolb	15	65	4.3	19	0
E.Buckley	21	67	3.2	13	0
J.Maclin	3	36	12.0	14	0
C.Hall	9	29	3.2	8	0
M.Bell	16	28	1.8	9	0
L.Weaver	1	0	0.0	0	0

Team	428	2324	5.4	62	18
------	-----	------	-----	----	----

Opponents	423	1766	4.2	61	12
-----------	-----	------	-----	----	----

Receiving

L.McCoy	78	592	7.6	40	2
J.Maclin	70	964	13.8	83t	10
J.Avant	51	573	11.2	34	1
D.Jackson	47	1056	22.5	91t	6
B.Celek	42	511	12.2	65t	4
O.Schmitt	19	136	7.2	18	1
C.Hall	11	115	10.5	48	1
C.Harbor	9	72	8.0	24	1
J.Harrison	8	43	5.4	15	0
R.Cooper	7	116	16.6	37	1
G.Mills	2	19	9.5	14	0

E.Buckley 1-10, M. Bell 1-5, T. Herremans 1-2-1 TD, McGlynn 1-1

Team	348	4215	12.1	91t	28
------	-----	------	------	-----	----

Opponents	309	3761	12.2	80t	31
-----------	-----	------	------	-----	----

INTs

<u>INTs</u>	<u>No.</u>	<u>Yds</u>	<u>Avg</u>	<u>Lg</u>	<u>TD</u>
A.Samuel	7	70	10.0	33	0
D.Patterson	4	40	10.0	40t	1
N.Allen	3	27	9.0	16	0
Q.Mikell	3	0	0.0	0	0
J.Hanson 1-17, T. Lawas 1-13, T. Lindley 1-8, K. Coleman 1-7 S. Bradley 1-0 E. Hobbs 1-0					

Team	23	182	7.9	40t	1
------	----	-----	-----	-----	---

Opponents	13	169	13.0	41t	1
-----------	----	-----	------	-----	---

Punt Returns

D.Jackson	20	8	231	11.6	65t	1
J.Calvin	12	4	125	10.4	44	0
C.Hall	3	2	31	10.3	14	0
J.Maclin	3	5	17	5.7	9	0

Team	38	19	404	10.6	65t	1
------	----	----	-----	------	-----	---

Opponents	34	21	309	9.1	53	0
-----------	----	----	-----	-----	----	---

Punting

S.Rocca	73	3195	43.8	39.0	2	28	63	0
Team	73	3195	43.8	39.0	2	28	63	0
Opps.	82	3599	43.9	37.0	8	17	68	0

Score By Periods

Team	Q1	Q2	Q3	Q4	OT	Pts
Team	110	123	68	138	0	439
Opponents	59	128	78	112	0	377

Scoring

D.Akers	0	0	0	0	47/47	32/38	0	143
J.Maclin	10	0	10	0	0/0	0/0	0	60
L.McCoy	9	7	2	0	0/0	0/0	0	54
M.Vick	9	9	0	0	0/0	0/0	0	54
D.Jackson	8	1	6	1	0/0	0/0	0	48
B.Celek (4 Pa), J.Avant (1 Pa, 1 2 pt), C.Hall (1 Pa), C.Harbor (1 Pa), R.Cooper (1 Pa), J. Harrison (1 Ru), Q.Mikell (1 Rt), T.Herremans (1 Pa), D.Patterson (1 Rt), O.Schmitt (1 Pa)								

Team	49	18	28	3	47/47	32/38	1	439
------	----	----	----	---	-------	-------	---	-----

Opponents	46	12	31	3	45/45	18/21	1	377
-----------	----	----	----	---	-------	-------	---	-----

2-Pt. Conversions: Team 1/2, Opponents: 1/1

Field Goals	1-19	20-29	30-39	40-49	50+
-------------	------	-------	-------	-------	-----

D.Akers	0/0	12/12	10/12	9/11	1/3
---------	-----	-------	-------	------	-----

Team	0/0	12/12	10/12	9/11	1/3
------	-----	-------	-------	------	-----

Opponents	0/0	5/5	4/4	5/7	4/5
-----------	-----	-----	-----	-----	-----

Akers: (45G, 24G) (None) (None) (49G, 23G) (33G, 53N, 45G) (37N, 47N, 37N, 30G) (25G, 46G, 46G, 28G) (22G, 21G, 31G, 44G) (48G) (38G, 24G, 42B, 28G, 30G) (45G, 36G, 22G, 36) (36G, 22G) (39G, 50G, 28G) (34G) (54N) (43G, 22G)

Opps: (49G, 56G) (49G) (51G) (26G) (50G, 40N) (41N, 26G) (41G, 38G, 33G) (37G) (None) (24G) (23G) (48G) (50G, 43G) (25G) (30G) (52N)

Sacks: T.Cole 10.0, J.Parker 6.0, T.Laws 4.0, B.Graham 3.0, D.Tapp 3.0, N.Allen 2.0, M.Patterson 2.0, A.Dixon 2.0, E.Sims 2.0, M.Fokou 1.0, D.Te'o-Nesheim 1.0, Q.Mikell 1.0, S.Bradley 1.0, D.Patterson 1.0 **Team: 39.0, Opponents: 50.0**

Fumbles Lost: K.Kolb 3, M.Vick 3, A.Samuel 1, E.Buckley 1, D.Jackson 1, J.Maclin 1, L.McCoy 1, J.Calvin 1 **Total: 12**

Opponent Fumble Recoveries: Q.Mikell 3, D.Tapp 3, G.Lawson 1, J.Parker 1, A.Samuel 1, M.Patterson 1, E.Sims 1 **Total: 11**

Kickoff Returns	No.	Yds	Avg	Lg	TD
-----------------	-----	-----	-----	----	----

J.Calvin	32	692	21.6	41	0
----------	----	-----	------	----	---

E.Hobbs	16	345	21.6	46	0
---------	----	-----	------	----	---

C.Hall 4-65, G.Lawson 2-48, O.Schmitt 2-18, J.Maclin 1-22, E.Buckley 1-20, C.Harbor 1-19, D.Patterson 1-14, B.Celek 1-12, M.Bell 1-8, R.Cooper 0-9

Team	62	1272	20.5	46	0
------	----	------	------	----	---

Opponents	69	1502	21.8	61	0
-----------	----	------	------	----	---

USUAL STARTERS

WR	Jeremy Maclin	LDE	Juqua Parker
LT	Jason Peters	LDT	Mike Patterson
LG	Todd Herremans	RDT	Antonio Dixon
C	Mike McGlynn	RDE	Trent Cole
RG	Max Jean-Gilles (10)	WILL	Ernie Sims
	Nick Cole (6)	MLB	Stewart Bradley
RT	Winston Justice	SAM	Moise Fokou
TE	Brent Celek	LCB	Asante Samuel
WR	DeSean Jackson	RCB	Dimitri Patterson (9)
QB	Michael Vick		Ellis Hobbs (7)
RB	LeSean McCoy	SS	Quintin Mikell
FB	Owen Schmitt	FS	Nate Allen

2011 Eagles Statistics



Record: 8-8 2nd in NFC East Head Coach: Andy Reid

9/11	W	31-13	at St. Louis	56,722
9/18	L	31-35	at Atlanta	69,608
9/25	L	16-29	New York Giants	69,144
10/2	L	23-24	San Francisco	69,144
10/9	L	24-31	at Buffalo	69,803
10/16	W	20-13	at Washington	80,447
10/30	W	34-7	Dallas	69,144
11/7	L	24-30	Chicago	69,144
11/13	L	17-21	Arizona	69,144
11/20	W	17-10	at New York Giants	79,743
11/27	L	20-38	New England	69,144
12/1	L	14-31	at Seattle	67,039
12/11	W	26-10	at Miami	67,823
12/18	W	45-19	New York Jets	69,144
12/24	W	20-7	at Dallas	84,834
1/1	W	34-10	Washington	69,144

TEAM STATS

Total First Downs	356	289
Rushing	134	84
Passing	197	173
Penalty	25	32
3rd Down: Made/Att	85/205	75/211
3rd Down Pct.	41.5%	35.5%
4th Down: Made/Att	7/15	7/17
4th Down Pct.	46.7%	41.2%
Possession Avg.	31:20	28:40
Total Net Yards	6386	5198
Avg. Per Game	399.1	324.9
Total Plays	1036	982
Avg. Per Play	6.2	5.3
Net Yards Rushing	2276	1801
Avg. Per Game	142.3	112.6
Total Rushes	450	414
Net Yards Passing	4110	3397
Avg. Per Game	256.9	212.3
Sacked/Yards Lost	32/166	50/316
Gross Yards	4276	3713
Attempts/Completions	554/330	518/301
Completion Pct.	59.6%	58.1%
Had Intercepted	25	15
Punts/Average	67/42.2	85/43.2
Net Punting Avg.	36.9	39.3
Penalties/Yards	107/853	97/813
Fumbles/Ball Lost	23/13	18/9
Touchdowns	46	40
Rushing	20	11
Passing	22	27
Returns	4	2

Passing	Att	Cmp	Yds	Cmp%	Yds/Att	TD	TD%	Int	Int%	Lg	Sk/Lost	Rat
M.Vick	423	253	3303	59.8%	7.8	18	4.3%	14	3.3%	73	23/126	84.9
V.Young	114	66	866	57.9%	7.6	4	3.5%	9	7.9%	58	8/34	60.8
M.Kafka	16	11	107	68.8%	6.7	0	0.0%	2	12.5%	43	1/6	47.7
C.Henry	1	0	0	0.0%	0.0	0	0.0%	0	0.0%	0	0/0	39.6
Team	554	330	4276	59.6%	7.7	22	4.0%	25	4.5%	73	32/166	78.3
Opponents	518	301	3713	58.1%	7.2	27	5.2%	15	2.9%	74t	50/316	85.7

Rushing	No.	Yds	Avg	Lg	TD
L.McCoy	273	1309	4.8	60	17
M.Vick	76	589	7.8	53	1
R.Brown	42	136	3.2	15	1
D.Lewis	23	102	4.4	20	1
V.Young	18	79	4.4	13	0
D.Jackson 7-41, C.Hall 3-13, O.Schmitt 4-6, J.Maclin 1-1, M.Kafka 3-0.					
Team	450	2276	5.1	60	20
Opponents	414	1801	4.4	61	11

Receiving	No.	Yds	Avg	Lg	TD
J.Maclin	63	859	13.6	59	5
B.Celek	62	811	13.1	73	5
D.Jackson	58	961	16.6	62t	4
J.Avant	52	679	13.1	35	1
L.McCoy	48	315	6.6	26	3
R.Cooper	16	315	19.7	58	1
C.Harbor	13	163	12.5	27	1
S.Smith	11	124	11.3	20	1
O.Schmitt 3-32, C.Hall 3-20-1TD, D.Lewis 1-[-3]					
Team	330	4276	13.0	73	22
Opponents	301	3713	12.3	74t	27

Punt Returns	Ret	EC	Yds	Avg	Lg	TD
D.Jackson	17	12	114	6.7	51	0
C.Hall	7	12	76	10.9	30	0
J.Maclin	4	3	29	7.3	11	0
S.Smith 1-0-1FC, C.Marsh 1-[-5], D.Rodgers-Cromartie 0-[-2]						
Team	30	28	212	7.1	51	0
Opponents	31	16	176	5.7	25	0

Kickoff Returns	No.	Yds	Avg	Lg	TD
D.Lewis	31	669	21.6	33	0
D.Rodgers-Cromartie 2-52, C.Hall, 2-43, R.Brown 2-28, R.Cooper 1-16, D.Jackson 1-7					
Team	39	815	20.9	33	0
Opponents	51	1178	23.1	51	0

INTs	No.	Yds	Avg	Lg	TD
K.Coleman	4	60	15.0	35	0
A.Samuel	3	53	17.7	20t	1
J.Chaney	3	25	8.3	14	0
N.Asomugha	3	10	3.3	6	0
N.Allen	2	44	22.0	31	0
Team	15	192	12.8	35	1
Opponents	25	368	14.7	77t	2

Punting	No	Yds	Avg	Net	TB	In	Lg	B
C.Henry	66	2830	42.9	36.9	9	19	60	1
Team	67	2830	42.2	36.9	9	19	60	1
Opps	85	3673	43.2	39.3	6	29	68	0

Score By Periods	Q1	Q2	Q3	Q4	OT	Pts
Team	76	165	74	81	0	396
Opponents	63	90	64	111	0	328

Scoring	TD	Ru	Pa	Rt	PAT	FG	2Pt	Pts
L.McCoy	20	17	3	0	0/0	0/0	0	120
A.Henery	0	0	0	0	46/46	24/27	0	118
B.Celek	5	0	5	0	0/0	0/0	0	30
J.Maclin	5	0	5	0	0/0	0/0	0	30
D.Jackson	4	0	4	0	0/0	0/0	0	24
J.Parker	2	0	2	0	0/0	0/0	0	12

M.Vick (1 Ru), A.Samuel (1 Rt), R.Brown (1 Ru), J.Avant (1 Pa), S.Smith (1 Pa), C.Hall (1 Pa), C.Harbor (1 Pa), R.Cooper (1 Pa), D.Lewis (1 Ru), B.Rolle (1 Rt), P.Hunt (1 Safety)

Team	46	20	22	4	46/46	24/27	0	396
Opponents	40	11	27	2	38/38	16/24	1	328

2-Pt. Conversions: Team 0/0, Opponents: 1/2

Field Goals	1-19	20-29	30-39	40-49	50+
A.Henery	0/0	10/10	9/11	4/4	1/2
Team	0/0	10/10	9/11	4/4	1/2
Opponents	0/0	7/7	3/6	4/8	2/3

Henery: [34G] [22G, 63N] [21G, 38G, 21G] [32G, 32G, 33G, 39N, 33N] [35G] [28G, 24G] [23G, 26G] [47G] [33G] [43G, 22G] [None] [40G] [28G] [35G, 20G]

Opps: [49G, 47N, 23G] [None] [None] [44N, 37G, 45B] [25G] [50G, 26G] [None] [51G, 38G, 22G] [48G] [39N, 45G] [49G] [55N, 22G] [39G, 28G] [36B, 27G]

Sacks: J.Babin 18.0, T.Cole 11.0, C.Jenkins 5.5, M.Patterson 2.5, D.Tapp 2.5, D.Landri 2.0, P.Hunt 2.0, J.Parker 1.5, J.Chaney 1.0, C.Matthews 1.0, D.Rodgers-Cromartie 1.0, B.Rolle 1.0, T.Laws 1.0
Team: 50.0, Opponents: 32.0

Fumbles Lost: M.Vick 3, C.Marsh 2, J.Avant 2, D.Jackson 1, J.Maclin 1, L.McCoy 1, D.Lewis 1, R.Brown 1 **Total: 12**

Opponent Fumble Recoveries: J.Parker 2, M.Patterson 2, D.Landri 1, B.Rolle 1, J.Hanson 1, C.Jenkins 1, A.Samuel 1 **Total: 9**

USUAL STARTERS

WR	Jeremy Maclin	LDE	Jason Babin
LT	Jason Peters	LDT	Mike Patterson
LG	Evan Mathis	RDT	Cullen Jenkins
C	Jason Kelce	RDE	Trent Cole
RG	Danny Watkins	WILL	Brian Rolle
RT	Todd Herremans	MLB	Jamar Chaney
TE	Brent Celek	SAM	Akeem Jordan
WR	DeSean Jackson	LCB	Asante Samuel
QB	Michael Vick	RCB	Nnamdi Asomugha
RB	LeSean McCoy	SS	Kurt Coleman
FB	Owen Schmitt	FS	Nate Allen

2012 Eagles Statistics



Record: 4-12, 4th in NFC East Head Coach: Andy Reid

9/9	W	17-16	at Cleveland	68,693
9/16	W	24-23	Baltimore	69,144
9/23	L	6-27	at Arizona	60,436
9/30	W	19-17	New York Giants	69,144
10/7	L	14-16	at Pittsburgh	64,737
10/14	L	23-26	Detroit (OT)	69,144
10/28	L	17-30	Atlanta	69,144
11/5	L	13-28	at New Orleans	73,099
11/11	L	23-38	Dallas	69,144
11/18	L	6-31	at Washington	79,327
11/26	L	22-30	Carolina	69,144
12/2	L	33-38	at Dallas	81,851
12/9	W	23-21	at Tampa Bay	69,941
12/13	L	13-34	Cincinnati	69,144
12/23	L	20-27	Washington	69,144
12/30	L	7-42	at New York Giants	80,657

TEAM STATS	EAGLES	OPP
Total First Downs	332	317
Rushing	111	108
Passing	190	178
Penalty	31	31
3rd Down: Made/Att	83/222	83/203
3rd Down Pct.	37.4%	40.9%
4th Down: Made/Att	14/24	2/10
4th Down Pct.	58.3%	20.0%
Possession Avg.	29:36	30:24
Total Net Yards	5665	5491
Avg. Per Game	354.1	343.2
Total Plays	1079	994
Avg. Per Play	5.3	5.5
Net Yards Rushing	1874	2021
Avg. Per Game	117.1	126.3
Total Rushes	413	479
Net Yards Passing	3791	3470
Avg. Per Game	236.9	216.9
Sacked/Yards Lost	48/284	30/198
Gross Yards	4075	3668
Attempts/Completions	618/367	485/292
Completion Pct.	59.4%	60.2%
Had Intercepted	15	8
Punts/Average	72/46.3	78/43.7
Net Punting Avg.	36.4	37.2
Penalties/Yards	98/813	118/996
Fumbles/Ball Lost	37/22	21/5
Touchdowns	29	52
Rushing	10	11
Passing	18	33
Returns	1	8

Passing	Att	Cmp	Yds	Cmp%	Yds/Att	TD	TD%	Int	Int%	Lg	Sk/Lost	Rat
M.Vick	351	204	2362	58.1%	6.7	12	3.4%	10	2.8%	77t	28/153	78.1
N.Foles	265	161	1699	60.8%	6.4	6	2.3%	5	1.9%	46	20/131	79.1
T.Edwards	2	2	14	100.0%	7.0	0	0.0%	0	0.0%	8	0/0	95.8
Team	618	367	4075	59.4%	6.6	18	2.9%	15	2.4%	77t	48/284	78.6
Opponents	485	292	3668	60.2%	7.6	33	6.8%	8	1.6%	63t	30/198	99.6

Rushing	No.	Yds	Avg	Lg	TD
L.McCoy	200	840	4.2	34	2
B.Brown	115	564	4.9	65t	4
M.Vick	62	332	5.4	20	1
D.Lewis	13	69	5.3	17t	1
N.Foles	11	42	3.8	14	1
S.Havili	6	22	3.7	8	1
D.Johnson	3	12	4.0	7	0
D.Jackson	3	-7	-2.3	5	0

Team	413	1874	4.5	65t	10
Opponents	479	2021	4.2	43	11

Receiving	No.	Yds	Avg	Lg	TD
J.Maclin	69	857	12.4	70t	7
B.Celek	57	684	12.0	34	1
L.McCoy	54	373	6.9	36	3
J.Avant	53	648	12.2	39	0
D.Jackson	45	700	15.6	77t	2
C.Harbor	25	186	7.4	19	2
R.Cooper	23	248	10.8	23	3
D.Johnson	19	256	13.5	32	0
B.Brown	13	56	4.3	11	0
S.Havili	7	43	6.1	9	0
D.Lewis	2	24	12.0	28	0

Team	367	4075	11.1	77t	18
Opponents	292	3668	12.6	63t	33

INTs	No.	Yds	Avg	Lg	TD
D.Rodgers-Cromartie	3	14	4.7	14	0
K.Coleman	2	13	6.5	7	0
C.Anderson 1-4, N.Asomugha 1-0, D.Ryans 1-0					

Team	8	31	3.9	14	0
Opponents	15	391	26.1	99t	3

Punt Returns	Ret	FC	Yds	Avg	Lg	TD
D.Johnson	26	23	291	11.2	98t	1
M.Gilyard 2-3FC-15, B.Boykin 1-7, D.Jackson 1-(-3)						

Team	30	26	310	10.3	98t	1
Opponents	40	15	542	13.6	78t	1

Kickoff Returns	No.	Yds	Avg	Lg	TD
B.Boykin	45	1037	23.0	44	0
B.Brown	8	156	19.5	25	0
S.Havili	2	18	9.0	18	0
D.Lewis 1-33, R. Cooper 1-14, A.Jordan 1-1, C.Thornton 1-0, C.Polk 1-0					

Team	60	1259	21.0	44	0
Opponents	41	1012	24.7	53	0

Punting	No	Yds	Avg	Net	TB	In	Lg	B
M.McBriar	55	2560	46.5	36.5	7	13	66	1
C.Henry	16	776	48.5	38.3	0	2	62	0
Team	71	3336	46.3	36.9	7	15	66	1
Opps	77	3410	43.7	37.7	8	22	66	1

Score By Periods	Q1	Q2	Q3	Q4	OT	Pts
Team	31	92	78	79	0	280
Opponents	106	111	83	141	3	444

Scoring	TD	Ru	Pa	Rt	PAT	FG	2Pt	Pts
A.Henery	0	0	0	0	25/26	27/31	0	106
J.Maclin	7	0	7	0	0/0	0/0	0	42
L.McCoy	5	2	3	0	0/0	0/0	0	30
B.Brown	4	4	0	0	0/0	0/0	0	24
R.Cooper	3	0	3	0	0/0	0/0	0	18
D.Jackson	2	0	2	0	0/0	0/0	0	12
C.Harbor	2	0	2	0	0/0	0/0	0	12

M.Vick (1 ru), B.Celek (1 pa), D.Lewis (1 ru), S.Havili (1 ru), D.Johnson (1 rt), N.Foles (1 ru)

Team	29	10	18	1	25/26	27/31	0	280
Opponents	52	11	33	8	51/52	27/29	0	444

2-Pt. Conversions: Team 0/3, Opponents: 0/0

Field Goals	1-19	20-29	30-39	40-49	50+
A.Henery	0/0	8/9	8/9	11/12	0/1
Eagles	0/0	8/9	8/9	11/12	0/1
Opponents	1/1	8/8	7/7	9/9	2/4

Henery: (42G, 45N) (23G) (36G, 40G) (20G, 48G, 35G, 26G) (None) (26G, 32G, 49G) (33G) (22G, 37G) (40G) (41G, 42G) (36G, 41G, 45G) (43G, 43G) (28G, 58N, 31N) (22G, 20G) (38G, 30G) (28N)

Opps: (43G, 42G, 22G) (56G, 51G, 48G) (47G, 27G) (25G, 54N) (20G, 34G, 34G) (46G, 34G, 19G, 45G) (43G, 29G, 30G) (52N) (30G) (25G) (23G) (39G) (None) (24G, 32G) (45G, 42G) (None)

Sacks: B.Graham 5.5, F.Cox 5.5, J.Babin 5.5, C.Jenkins 4.0, T.Cole 3.0, M.Patterson 1.0, D.Ryans 1.0, B.Boykin 1.0, P.Hunt 1.0, C.Thornton 1.0, M.Kendricks 1.0, D.Tapp 0.5

Team: 30.0, Opponents: 48.0

Fumbles Lost: M.Vick 5, L.McCoy 3, B.Brown 3, N.Foles 3, D.Johnson 2, C.Harbor 1, C.Thornton 1, B.Boykin 1, B.Celek 1, D.Reynolds 1, J.Maclin 1

Total: 22

Opponent Fumble Recoveries: C.Jenkins 1, T.Cole 1, D.Tapp 1, B.Hughes 1, B.Graham 1 **Total: 5**

USUAL STARTERS

WR	Jeremy Maclin	LDE	Jason Babin (11)
LT	King Dunlap		Brandon Graham (5)
LG	Evan Mathis	LDT	Cullen Jenkins
C	Dallas Reynolds	RDT	Fletcher Cox (9)
RG	Jake Scott (7)		Derek Landri (7)
	Danny Watkins (6)	RDE	Trent Cole
RT	Todd Herremans (8)	WILL	Akeem Jordan (7)
	Dennis Kelly (7)		Mychal Kendricks (3)
TE	Brent Celek	MLB	DeMeco Ryans
WR	DeSean Jackson	SAM	Mychal Kendricks (11)
QB	Michael Vick (10)		Jamar Chaney (3)
	Nick Foles (6)	LCB	D.Rodgers-Cromartie
RB	LeSean McCoy	RCB	Nnamdi Asomugha
FB	Stanley Havili	SS	Nate Allen
		FS	Kurt Coleman

2013 Eagles Statistics



Record: 10-6 1st in NFC East Head Coach: Chip Kelly

9/9	W	33-27	at Washington	82,743
9/15	L	30-33	San Diego	69,144
9/19	L	16-26	Kansas City	69,144
9/29	L	20-52	at Denver	77,002
10/6	W	36-21	at NY Giants	80,738
10/13	W	31-20	at Tampa Bay	62,505
10/20	L	3-17	Dallas	69,144
10/27	L	7-15	NY Giants	69,144
11/3	W	49-20	at Oakland	51,751
11/10	W	27-13	at Green Bay	78,011
11/17	W	24-16	Washington	69,144
12/1	W	24-21	Arizona	69,144
12/8	W	34-20	Detroit	69,144
12/15	L	30-48	at Minnesota	64,087
12/22	W	54-11	Chicago	69,144
12/29	W	24-22	at Dallas	91,166
NFC WILD CARD				
1/4	L	24-26	New Orleans	69,144

TEAM STATS

	EAGLES	OPP
Total First Downs	355	368
Rushing	133	100
Passing	197	239
Penalty	25	29
3rd Down: Made/Att	83/213	93/231
3rd Down Pct.	39.0%	40.3%
4th Down: Made/Att	7/14	8/20
4th Down Pct.	50.0%	40.0%
Possession Avg.	26:24	33:36
Total Net Yards	6676	6304
Avg. Per Game	417.3	394.0
Total Plays	1054	1150
Avg. Per Play	6.3	5.5
Net Yards Rushing	2566	1668
Avg. Per Game	160.4	104.3
Total Rushes	500	443
Net Yards Passing	4110	4636
Avg. Per Game	256.9	289.8
Sacked/Yards Lost	46/296	37/271
Gross Yards	4406	4907
Attempts/Completions	508/310	670/408
Completion Pct.	61.0%	60.9%
Had Intercepted	9	19
Punts/Average	83/44.3	74/42.5
Net Punting Avg.	40.0	39.4
Penalties/Yards	95/846	106/855
Fumbles/Ball Lost	19/10	29/12
Touchdowns	53	43
Rushing	19	12
Passing	32	25
Returns	2	6

Score By Periods

	Q1	Q2	Q3	Q4	OT	Pts
Team	89	121	110	122	0	442
Opponents	60	97	100	125	0	382

Rushing	No.	Yds	Avg	Lg	TD
L.McCoy	314	1607	5.1	57t	9
B.Brown	75	314	4.2	65t	2
M.Vick	36	306	8.5	61	2
N.Foles	57	221	3.9	21	3
C.Polk	11	98	8.9	38t	3
R.Cooper 0-18, D.Jackson 3-2, B.Smith 2-2, Z.Ertz 0-0, M.Barkley 2-(-2).					

Team	500	2566	5.1	65t	19
Opponents	443	1668	3.8	35	12

Receiving	No.	Yds	Avg	Lg	TD
D.Jackson	82	1332	16.2	61t	9
L.McCoy	52	539	10.4	70	2
R.Cooper	47	835	17.8	63t	8
J.Avant	38	447	11.8	31	2
Z.Ertz	36	469	13.0	38	4
B.Celek	32	502	15.7	42	6
B.Brown 8-84, J.Maehl 4-67-1TD, C.Polk 4-61, J.Casey 3-31, B.Smith 2-27, D.Johnson 2-14, M.Vick 0-(-2).					

Team	310	4406	14.2	70	32
Opponents	408	4907	12.0	66	25

INTs	No.	Yds	Avg	Lg	TD
B.Boykin	6	136	22.7	76	1
M.Kendricks	3	25	8.3	18	0
C.Williams	3	16	5.3	15	0
D.Ryans 2-46, B.Fletcher 2-30, N.Allen 1-43, E.Wolff 1-0, C.Barwin 1-(-2).					

Team	19	294	15.5	76	1
Opponents	9	128	14.2	38t	1

Kickoff Returns	No.	Yds	Avg	Lg	TD
D.Johnson	17	441	25.9	33	0
B.Boykin	9	205	22.8	41	0
B.Smith 4-106, B.Graham 2-14, D.Jackson 1-10, J.Casey 1-10, C.Polk 1-8, Z.Ertz 1-0, R.Cooper 1-(-4)					

Team	37	790	21.4	47	0
Opponents	52	1229	23.6	105t	2

Punt Returns	Ret	FC	Yds	Avg	Lg	TD
D.Jackson	14	8	71	5.1	32	0
D.Johnson	12	12	100	8.3	21	0

Team	26	20	171	6.6	32	0
Opponents	28	22	223	8.0	58t	1

Punting	No	Yds	Avg	Net	TB	In	Lg	B
D.Jones	82	3681	44.9	40.5	5	33	70	1
Team	82	3681	44.3	40.5	5	33	70	1
Opponents	74	3146	42.5	39.4	3	29	68	0

Sacks: T.Cole 8.0, C.Barwin 5.0, V.Curry 4.0, D.Ryans 4.0, M.Kendricks 4.0, B.Graham 3.0, F.Cox 3.0, B.Logan 2.0, N.Allen 1.0, C.Williams 1.0, C.Thornton 1.0, N.Goode 1.0

Team: 37.0, **Opponents:** 45.0

Passing	Att	Cmp	Yds	Cmp%	Yds/Att	TD	TD%	Int	Int%	Lg	Sk/Lost	Rat
N.Foles	317	203	2891	64.0%	9.1	27	8.5%	2	0.6%	63t	28/173	119.2
M.Vick	141	77	1215	54.6%	8.6	5	3.5%	3	2.1%	70	15/99	86.4
M.Barkley	49	30	300	61.2%	6.1	0	0.0%	4	8.2%	26	3/24	44.6
B.Smith	1	0	0	0.0%	0.0	0	0.0%	0	0.0%	0	0/0	39.6
Team	508	310	4406	61.0%	8.7	32	6.3%	9	1.8%	70	46/296	102.7
Opponents	670	408	4907	60.9%	7.3	25	3.7%	19	2.8%	66	37/271	84.0

Scoring	TD	Ru	Pa	Rt	PAT	FG	2Pt	Pts
A.Henery	0	0	0	0	45/45	23/28	0	114
L.McCoy	11	9	2	0	0/0	0/0	0	66
D.Jackson	9	0	9	0	0/0	0/0	0	54
R.Cooper	8	0	8	0	0/0	0/0	2	52
B.Celek	6	0	6	0	0/0	0/0	0	36
Z.Ertz 24 [4 Pa], C.Polk 18 [3 Ru], N.Foles 18 [3 Ru], B.Brown 14 [2 Ru, 1 2pt], J.Avant 12 [2 Pa], M.Vick 12 [2 Ru], J.Maehl 6 [1 Pa], B.Boykin 6 [1 Rt], N.Goode 6 [1 Rt], T.Cole 2 [safety], C.Thornton 2 [safety].								

Team	53	19	32	2	45/45	23/28	3	442
Opponents	43	12	25	6	35/36	27/32	4	382

2-Pt. Conversions: Team 3/8, Opponents: 4/7

Field Goals	1-19	20-29	30-39	40-49	50+
A.Henery	0/0	8/8	7/8	7/10	1/2
Eagles	0/0	8/8	7/8	7/10	1/2
Opponents	0/0	5/5	11/11	8/10	3/6

Henery: [48G] [25G, 46N, 48G, 32G] [29G, 48N] [35G, 25G, 46N] [40G, 27G, 29G, 36G, 41G] [24G] [60N, 31G] [None] [None] [39N, 25G, 41G] [24G] [32G] [None] [35G, 51G, 33G] [49G] [47G]
Opps: [40N] [49G, 44G, 33G, 46G] [33G, 51N, 31G, 34G, 38G] [53G] [None] [38G, 27G] [38G] [40G, 44G, 33G, 46G, 27G] [24G, 53G] [53N, 42N, 26G, 35G] [None] [None] [None] [55N, 21G, 38G] [50G] [[44G, 43G, 36G]

Fumbles Lost: M.Vick 2, N.Foles 2, M.Barkley 1, J.Avant 1, B.Celek 1, L.McCoy 1, J.Kelce 1, D.Johnson 1 **Total: 10**

Opponent Fumble Recoveries: M.Kendricks 4, N.Goode 1, F.Cox 1, B.Logan 1, C.Williams 1, P.Chung 1, C.Barwin 1, B.Fletcher 1, C.Matthews 1 **Total: 12**

USUAL STARTERS

WR	Riley Cooper	LDE	Cedric Thornton
LT	Jason Peters	NT	Bennie Logan (8)
LG	Evan Mathis		Isaac Sopoaga (7)
C	Jason Kelce	RDE	Fletcher Cox
RG	Todd Herremans	LOLB	Connor Barwin
RT	Lane Johnson	ILB	DeMeco Ryans
TE	Brent Celek	ILB	Mychal Kendricks
WR	DeSean Jackson	ROLB	Trent Cole
QB	Nick Foles (10)	LCB	Bradley Fletcher
	Michael Vick (6)	RCB	Cary Williams
RB	LeSean McCoy	SS	Nate Allen
WR	Jason Avant	FS	Patrick Chung (10)
			Earl Wolff (6)