



2024

Season in Review

Harrison is going to go **all the way!**

picked off at the goal line
run it back
is past mid field
from the sideline
still on his feet



Unlock access to the
moments that paved the way
for generations of greatness!



**HALL OF HONOR
MUSEUM**

RELIVE THE MOMENTS.



BOOK YOUR TOUR



PITTSBURGH STEELERS

2024 SEASON IN-REVIEW

WHAT'S INSIDE			
2	Table of Contents	352-353	Third/Fourth Down Efficiency/Opp.
3	Covering The Steelers	354-358	Defensive Summaries
4-7	Tomlin Final Press Conference	359	Defensive Stats (GBG)
SEASON IN REVIEW		360	Team Rankings
9-14	Steelers in the Playoffs	361	Week-by-Week NFL Rankings
14-54	Team Notes	362-363	Offense/Defense Stats (GBG)
54-79	Individual Defense/Offense Notes	364-365	Turnover/ Takeaway/Giveaway Chart
79-83	Individual Special Team Notes	366-368	Individual GBG (Pass/Rush/Rec)
83-84	Miscellaneous Notes	369-371	Individual GBG (Defense)
85-101	Mike Tomlin Notes/Record When	372-373	Individual GBG (Fumble/INT Returns)
102	NFL Standings & Results	374-375	Individual GBG (Special Teams)
103	Steelers Record When	376-377	Individual GBG (Punting/Field Goals)
104-121	Game Summaries	378-379	Individual GBG (Kick/Punt Returns)
122-126	Weekly Division Playoff Race	FINAL POSTSEASON STATISTICS	
127	All-Time NFL Rankings	381	Results/Team & Individual Stats
128-132	All-Time Individual Leaders	382	Defensive Stats
133	Starting QB Records	383	Special Team Tackles
134-137	Rushing/Receiving Combinations	384-385	Starting Lineups/Player Participation
138-139	Steelers In Domes	386-387	Individual Game Highs/Opponent
140-145	The Last Time (Regular/Postseason)	388	Big Yardage Games
FINAL ROSTERS		389-390	Big Run (10+)/Pass Plays (20+)
147-148	Alphabetical/Numerical Roster	391-392	Big Plays/Opponent (GBG)
149-150	Positional Roster/By Experience	393	Big Returns/Opponent
151	How the Steelers Were Built	394-395	Drive Charts/Opening Drive
152	Depth Chart	396-397	Drive Production/Opponent (GBG)
153-155	Transactions	398-399	Scoring Drives/Opponent
STEELERS		400-401	Long Drives/Opponent
157-323	Updated Player Bios	402-403	Red-Zone Efficiency/Opponent
FINAL REGULAR-SEASON STATISTICS		404	Yards Gained by Down
325	Results/Team & Individual Stats	405-406	Third/Fourth Down Efficiency/Opp.
326	Defensive Stats	407	Defensive Summaries
327	Special Team Tackles	408	Defensive Stats (GBG)
328-329	Starting Lineups/Player Participation	409-410	Offense/Defense Stats (GBG)
330-331	Individual Game Highs/Opponent	411-412	Turnover/ Takeaway/Giveaway Chart
332	Big Yardage Games	413-415	Individual GBG (Pass/Rush/Rec)
333-334	Big Run (10+)/Pass Plays (20+)	416	Individual GBG (Defense)
335-336	Big Plays/Opponent (GBG)	417	Individual GBG (Special Teams)
337	Big Returns/Opponent	418	Individual GBG (Punting)
338-342	Drive Charts/Opening Drive	419-420	Individual GBG (Kick/Punt Returns)
343-344	Drive Production/Opponent (GBG)	POSTSEASON HISTORY	
345-346	Scoring Drives/Opponent	422-423	Postseason Starting QBs
347-348	Long Drives/Opponent	424-451	Playoff Game Summaries
349-350	Red-Zone Efficiency/Opponent	452-459	Super Bowl Game Summaries
351	Yards Gained by Down	460-478	Postseason Record Book

PRESEASON SCHEDULE (0-3)				
Day	Date	Opponent	TV	Result
Fri.	Aug. 9	Houston		L, 12-20
Sat.	Aug. 17	Buffalo		L, 3-9
Sat.	Aug. 24	at Detroit		L, 17-24
REGULAR SEASON SCHEDULE (10-7)				
Day	Date	Opponent	TV	Result
Sun.	Sept. 8	at Atlanta		W, 18-10
Sun.	Sept. 15	at Denver		W, 13-6
Sun.	Sept. 22	L.A. Chargers		W, 20-10
Sun.	Sept. 29	at Indianapolis		L, 24-27
Sun.	Oct. 6	Dallas*		L, 17-20
Sun.	Oct. 13	at Las Vegas*		W, 32-13
Sun.	Oct. 20	N.Y. Jets*		W, 37-15
Mon.	Oct. 28	N.Y. Giants*		W, 26-18
BYE WEEK				
Sun.	Nov. 10	at Washington*		W, 28-27
Sun.	Nov. 17	Baltimore*		W, 18-16
Thur.	Nov. 21	at Cleveland*		L, 19-24
Sun.	Dec. 1	at Cincinnati*		W, 44-38
Sun.	Dec. 8	Cleveland*		W, 27-14
Sun.	Dec. 15	at Philadelphia*		L, 13-27
Sat.	Dec. 21	at Baltimore*		L, 17-34
Wed.	Dec. 25	Kansas City*		L, 10-29
Sat.	Jan. 4	Cincinnati*		L, 17-19
Home games in BOLD				
2024 POSTSEASON SCHEDULE				
Day	Date	Opponent	TV	Result
Sat.	Jan. 11	at Baltimore		L, 14-28
2024 OPPONENTS				
HOME		AWAY		
Baltimore Ravens		Baltimore Ravens		
Cincinnati Bengals		Cincinnati Bengals		
Cleveland Browns		Cleveland Browns		
Buffalo Bills		New England Patriots		
Miami Dolphins		N.Y. Jets		
Indianapolis Colts		L.A. Chargers		
Green Bay Packers		Chicago Bears		
Minnesota Vikings		Detroit Lions		
Seattle Seahawks				

PITTSBURGH STEELERS COMMUNICATION STAFF CONTACTS

STAFF MEMBER	EMAIL
Burt Lauten, Senior Director of Communications	lautenb@steelers.nfl.com
Michael Bertsch, Assistant Director of Communications	bertschm@steelers.nfl.com
Angela Tegnella, Communications Manager	tegnelliaa@steelers.nfl.com
MacKaiya Cherry, Communications Coordinator	cherrym@steelers.nfl.com
Spencer Krock, Communications Intern	krocksc@steelersnfl.com

PITTSBURGH STEELERS ON OMG

- The Steelers media website is www.NFLOMG.com. Please follow the link and click on the Steelers logo to access the team's page.
- For general access to the NFL OMG site, use the following user name (steelersmedia) and password (steelersmedia).
- For customized access to the NFL OMG site, please email **Michael Bertsch** at BertschM@steelers.nfl.com, **MacKaiya Cherry** at CherryM@steelers.nfl.com and/or **Spencer Krock** at KrockS@steelers.nfl.com. An account will be setup that utilizes your email address as your username and "SteelersMedia" as your password.
- The Steelers interactive site will contain the complete 2024 Media Guide, all weekly game releases, player bios and rosters, Steelers staff information and bios, weekly flip cards, a game tracker, all Steelers team and individual records and statistics, Steelers historical information, daily press releases and transcripts and much more.
- The game releases and media guide are updated weekly during the season and available in a PDF format. Team notes, player bios, team and individual records, miscellaneous stats and game summaries are updated following each game and posted on the site.
- On gamedays, the site will host live statistics, updated player notes, postgame quotes and more. It is an easy-to use, one-stop shop for all media needs and information regarding the Steelers.

NFLCOMMUNICATIONS.COM

- Journalists worldwide have access to the dedicated media website featuring news from the NFL and its teams. Daily releases, statistics, domestic and international NFL updates and other information about the NFL are available.

OFFICIAL STEELERS WEBSITE

- Media and fans can read about the latest Steelers news on the official Steelers website. The site, www.steelers.com, features breaking news statistics, player biographies and much more.

STEELERS NATION HD RADIO

- Steelers Nation Radio is a 24-hour/day HD radio station dedicated specifically to the Pittsburgh Steelers. It can be heard on www.steelers.com, the official Steelers app or the iHeart app on your smartphone, and at 102.5 WDVE HD2.
- A daily schedule of what is on Steelers Nation HD Radio is available at www.facebook.com/steelersnationradio.

STEELERS RADIO COVERAGE

For the 25th consecutive year, WDVE-FM (102.5) and WBGW-AM (970) are carrying all Steelers games.

Additionally, Steelers games can be heard on a 48-station network spanning Pennsylvania, West Virginia, Ohio, Maryland, New York and South Carolina. All Steelers games will be broadcast in both English and Spanish on Steelers.com.

For the first season, Rob King serves as the "Voice of the Steelers" and handles play-by-play duties for the broadcast. Joining King for his 23rd season is former Steelers offensive lineman Craig Wolfley, who provides analysis. In her sixth year, Missi Matthews will be on the sideline throughout the regular season. Former Steelers offensive lineman Max Starks will also provide sideline analysis.

Fans in Mexico can also listen to Steelers broadcasts on Grupo Imagen and games are heard on www.steelers.com/espanol. Stations on the Steelers Radio Network include:

FLAGSHIP STATIONS

WDVE-FM (102.5), WBGW-AM (970)

AFFILIATES

PENNSYLVANIA

Altoona-WVAM (1430)
Altoona-WRKY (104.9)
Beaver Falls-WBVP (1230)
Beaver Falls-WMBA (1460)
Bedford-WBVE (107.5)
Butler-WISR (680)
Chambersburg-WCHA (800)
Clarendon-WKNB (104.3)
Clarion-WCCR (92.7)
Cooperstown-WUUZ (107.7)
DuBois-WIFT (102.1)
DuBois-WKFT (101.3)
Erie-WRKT (104.9)
Johnstown-WNTJ (1490)
Johnstown-WRWK (99.1)
Latrobe-WCNS (1480)
Milton-WVLY (100.9)
Saegertown-WUZZ (94.3)
Somerset-WNTI (990)
Starview-WONN (92.7)
State College-WQWK (1450)

MARYLAND

Cumberland-WRQE (106.1)
Hagerstown-WHAG (1410)

OHIO

Fremont-WOHF (92.1)
Marietta-WJAW (630)
Youngstown-WNIO (1390)

VIRGINIA

Vienna-WDMX (100.1)

WEST VIRGINIA

Fairmont-WRLF (94.3)
Fairmont-WMMN (920)
New Martinsville-WXCR (92.3)

PENNSYLVANIA

Uniontown-WMBS (590)
Washington-WJPA (1450)
Williamsport-WCXR (99.3)
Williamsport-WZXR (103.7)

COMMUNICATIONS STAFF

Senior Director of Communications	Burt Lauten	lautenb@steelers.nfl.com	412-432-7821
Assistant Director of Communications	Michael Bertsch	bertschm@steelers.nfl.com	412-432-7822
Communications Manager	Angela Tegnolia	tegnoliaa@steelers.nfl.com	412-432-7820
Communications Coordinator	MacKaiya Cherry	cherrym@steelers.nfl.com	412-432-7893
Communications Intern	Spencer Krock	krockS@steelers.nfl.com	412-432-7800 x6019

@STEELERSPRDEPT

The Steelers Communications Department has created an X account for media to follow for news and information. The department's X account is the primary platform for how the team disseminates news and information including press releases, media advisories, practice and media availability times and more.

Opening Statement:

Good afternoon. It's certainly disappointing to be conducting this business today, but I don't view it as misfortune, to be quite honest with you. Particularly at this level, in this business and game, there's football justice. You get what you deserve, and so we're here, and we're here for really tangible reasons, man. We didn't evolve in the right ways. We didn't strike the right chords at the right time, particularly down the stretch, and so we've been eliminated from the single elimination tournament.

And so for us, it's about assessing the reasons why, doing assessment of every component of what it is we do here, and the manner in which we do it. But we're at the very infancy of that. It comes to a screeching halt in this business, and those of us have been in it for a long time, kind of understand that. But we also understand that moving forward happens pretty quickly. And so, since Saturday night, that's what's been going on behind the scenes here. The very beginning stages of assessing what transpired and why. Certainly, it's disappointment in that, but there's also lessons and information within that. And so we're going through some procedural things that allow that information to rise to the surface and to be hopefully utilized for the foundations of 2025. We had a team meeting yesterday at two o'clock, and we outlined some of those things. Some of those initiatives we talked about, exiting the season appropriately and professionally, whether it's health related, or whether it's meeting related. Whether it's positional coaches, unit coaches, myself, those things are just beginning here today. For individual players, for me as a collective, or us as a collective, there's obviously a lot that happens this time of year. There'll be some questions that you'll have that I won't necessarily have the answer for, and that's just a component of this time of year.

Certainly, there's change that comes with this time of year. Certainly, there's change that comes when you don't have the desired outcome. And so those are just the realities of the business. I would imagine there's going to be some things that change around here on a lot of levels, but that's just this game, as I mentioned, and so I understand that. I'm open to that. We're really just beginning the processes of some of the decision making that has to transpire. I met with Art Rooney yesterday. I met with Omar yesterday, and those are just the very beginning of multiple conversations in terms of how we wrap a bow around some of the lessons learned, analyze some of the decisions made, personnel, strategy, etc., and those type of discussions are going on on a lot of levels. How can we keep our team healthier? That was a discussion that happened yesterday, for example. We experienced a rash of soft issue injuries that was impactful, and that's just an example of many of the things and subjects that we have covered and will continue to cover as we assess what transpired and quickly transition ourselves and bill for the future at the same time.

There's a lot of unanswered questions regarding the direction this could go, free agency and so forth. I don't have a lot of answers there, but certainly happy to field around address questions along those lines to the best of my ability.

Again, just assessing what transpired specifically in the stadium, you know, I believe what I said to you after the game that they were the better team on Saturday night. I thought that was displayed and that is not comfortable to say, but it is truth. For us and for me, moving forward is having sober conversations such as that and then beginning the process of unearthing why. When I originally opened, I talked about the level of disappointment going through this today and certainly that is the case, but a component of that disappointment is I thought this collective was better positioned, maybe more so than in recent years to not be in this similar place, but we are. There's obviously a lot of work to do to be quite honest with you. I'm energized in terms of beginning the process. I'm doing it because I'm a competitor. I love this game and this business, even when it's miserable, to be quite honest with you. I've seen so much in it and been through so much in it, very rarely do I respond to present circumstance, whether it's positive or negative, because of the depths of the relationship that I have with the game. I expressed that to the team yesterday, because it's not only my job to obviously lead the group and strategize and so forth, but also to provide perspective. We've got a lot of young guys who played major roles, who evolved in a lot of ways. I'm excited about them continuing their individual journeys and enhancing those and getting better and better positioning themselves to be significant as we move forward. There's a lot of successes within the story. Certainly, I don't feel like it's time to highlight for

those or search for those but I certainly acknowledge that it exists. It's important that we recognize that although we have some ills and certainly a lot of things to address, we do have some really solid foundational things to build upon and to enhance, and so a component of moving forward not only is acknowledging that which stinks, quite honestly, but also acknowledging the things that are moving in the right direction and the things that are really assets to us and figuring out ways that we can continue that or enhance that, and so there's complexities to the next few days and weeks for us and for me, but it's what comes with this thing at the highest level. Certainly, there's going to be pain in terms of watching the rest of the tournament from the outside, but, again, as I mentioned at the outset, there's not a lot of misfortune in this business. Ultimately, you get what you've got coming to you. Certainly, as uncomfortable as it is, there better be growth in it for us individually and collectively in an effort to make sure 2025 doesn't end in a similar way.

Don't have a lot of updates in terms of the general medical component. A lot of these exit physicals and examinations and decision-making regarding those things are still ongoing but certainly if you've got a question about an individual, I'll do the best of my ability to answer it. I'll pause and open it up for questions.

Mike, you said you imagine there will be changes on a lot of levels. Does that start with your coaching staff?

I think change in coaching staffs are a component of our business. I certainly don't think all of our coaches are under contract, and so change is a component of it, and I acknowledge it, but we're at the very early stages of making those type of decisions and discussions.

Does the franchise feel stuck right now?

I don't know that I've looked at it from that perspective. I'm certainly disappointed that I'm not working to prepare to play this week, and I've certainly felt that in recent years, but 'stuck' is kind of a helpless feeling and I don't know that I feel helpless.

What gives you that optimism that you guys can emerge from this sort of place you've been in?

I don't know that I'm ready to be overly optimistic or sell optimism to you, either. I'm just acknowledging what transpired and what has to happen and what is beginning to happen and acknowledging the complexity and the amount of work that's ahead of us. Certainly feel capable, but definitely doesn't feel in the mood for optimism or the selling of optimism. I don't know that that's appropriate. It's disappointing not to be working and so that's where we are.

Do you have a plan for quarterback?

You know, obviously, we don't have a quarterback under contract and so we got some major discussions there. It was a really good experience with the three quarterbacks that were on our roster this year individually and collectively. We are certainly open to considering those guys, but there's a lot of work ahead of us. The major work, obviously, starts first and foremost just understanding what our options are, what the field looks like in terms of free agency, what the draft pool looks like and then beginning the process in terms of decision-making based on known variables, and so Omar (Khan) and I have got half a day carved out here this week just to begin that component of the discussion.

This will be the third time in the last four years you go in with some uncertainty or maybe instability at quarterback. Is that itself disconcerting to you moving forward?

It's also been, I guess, three times out of the last four years we've taken a quick exit in the tournament, and so we're having all those discussions and acknowledge that these similarities exist and obviously that's going to be a component of us in terms of our decision-making this time around relative to the subject.

What have you seen from Russell Wilson and/or Justin Fields that makes you think they can take it to the next step or where you need to get to? Just their professionalism and approach to business. Their relationship to the game was an encouragement in that regard certainly.

Mike, you said that you thought this collective was better positioned than you were a year ago but as this season ends, how do you feel like you guys are positioned to close the gap from where you are to where you want to be?

I think I'm just at the very early stages of unearthing that, to be quite honest with you. I acknowledge we have some things to unearth, but these exit interviews and things of that nature will be the very beginnings of that and that's something that's going to be asked and discovered over the upcoming days and weeks and months even as we prepare for the draft and free agency because obviously talent acquisition is a major component of it, and obviously the strategic component of it in terms of the schematics, and so those are questions that will be addressed and subjects that will be addressed over the course of the next days, weeks, months.

If for whatever reason Russell Wilson should move on, be it your choice or his, did Justin Fields show you enough that you think he could be a starter for you guys and enter next year in the pole position that Russ did this year? Certainly.

And what more steps would Fields need to take, then, to perhaps be a 17-game starter for you?

I think he took them. I thought that the way that he managed his professional circumstance was really impressive. I thought he brought an urgency in his day-to-day work regardless of his role. I thought he got continually better within our system of ball throughout the process. I thought the way he conducted himself makes that a legitimate thought or idea at this juncture.

Mike, you mentioned potential coaching changes are a component of this. The last eight times you guys haven't been able to get a win in the playoffs. A lot of fans have questioning coaching at the top, starting with you, if you are still the right guy for this job. What's your message to them? I have no response to that. I understand the nature of what it is that we do, the attention and criticism that comes with it. As a matter of fact, I embrace it, to be quite honest with you. I enjoy the urgency that comes with what I do and what we do. I don't make excuses for failure. I own it, but I also feel like I'm capable. As long as I'm afforded an opportunity to do that, I will continue. I certainly understand their frustrations and probably more importantly than that, I share it. Because that's how I'm wired, and so I'm not a big-time comfort seeker. Particularly in circumstances such as this, I don't view myself as a comfort provider because words are hollow, to be quite honest with you. It's about what we do and less about what we say, and so I've learned to say very little when things are going good, and I've learned to say less when they aren't.

Mike, whenever you have had several seasons that have ended in similar ways, does that make you re-think the way that you go about your job or the way that you go about just handling business?

Certainly. Certainly. I have a cliché that the guys oftentimes throw back to me in guest but it's true. "Two is a pattern," and I say that because there's an expiration on adjusting, adapting. So, I use that phrase to reflect urgency, to reflect how quickly it is that we need to adapt and adjust and move. Although, as you mentioned, we have had similar results, rest assured that we're not doing the same things hoping for a different result. We have adapted. We have altered our approach and we will continue because we're not getting what we seek and that's the confetti game. It's to be world champs. Our goals are really clear. It's also really clear that we're falling short of it and falling short of it in a consistent way, and so we're still going to continue to be open to adapting our behavior, our program, the structure of what it is that we do to turn over every stone in an effort to get what we desire. That's just the appropriate and mature way to approach it.

It seems it's been a calling card of your teams over the last few years, the ability to absorb some negativity and then respond and rally. Why do you think that wasn't able to happen this year? Why did three losses turn into four and five at the end of the year?

I'm unearthing that. I guess that's the spirit in which I opened this because I know you've got questions, but the answers to some of those questions would be speculative from my perspective at this point. I would be making something up, and I'm not going to do that. Make no mistake, man, that's what the upcoming days and weeks and even months are about for us as we begin the process of laying a foundation for 2025.

In the same vein to the previous question, it's been eight years since this team has won a playoff game. What about your approach do you feel needs to change?

No, that's what I was talking directly regarding when I answered that question. Certainly, I'm open to adaptation and change and have been, so it's not a new discussion. It's not like I've been doing the same things over that stretch that you mentioned.

Mike, you said you met with Art Rooney. What was his message to you?

I think we share the same sentiment, to be quite honest with you. We're really disappointed that we're not working this week and we have a real commitment to making sure that we're not in that same space 12 months from now. But that's cool in spirit, but what's transpiring in a tangible way in terms of how we construct these upcoming days and weeks and months is going to be critical to making sure there's teeth to that, and that's what I was talking about when I was saying word don't weigh a lot. It's about what we do and particularly what we do in the upcoming days and weeks.

Mike when you say that words don't mean a lot, it's what you do, what about the way the season has ended this year and recently tells you that your message is still resonating in this locker room?

I don't worry about messaging resonating. I speak with great clarity and transparency. I've learned that over a long time at this level. I know what works and what doesn't. That component of it is probably less of a concern of more strategic things and other discussions that dictate outcome. Messaging is such a small component of what it is that we do. It just really is. There's complexities to it.

Mike, you guys have employed the NFL's highest paid defense in the last three years and what of the way that defense has performed in the post-season you have to reevaluate the way you guys structure the roster in a cap league?

Certainly. Everything is up to discussions, but things don't happen in a vacuum, and so there's certainly components of what we do that you can isolate and analyze, but every component that you isolate and analyze is affected by others and that's just the makeup of what we do. I would be remiss if I said it's not as black and white as you present it.

Mike, it seemed like the offensive line early in the season when you were going through injury issues there was still performing above the line, and that didn't seem to be quite the case at the end of the season when you had more continuity. Was there something going on with that unit there? Were you happy with that unit?

Certainly, it didn't end the way we would like as a collective and as a smaller collective that you mentioned. We absorbed a lot of attrition during the course of the journey. We ended up playing a lot of young people. They responded in a real positive way, but maybe they fatigued, mentally and physically. Those are things that we're unearthing as we begin this information-gathering process. I haven't had a lot of individual meetings to this point. I'm half a day into my exit interviews and so those are some hardcore questions that I have and things to unearth and we'll see where it leads us in terms of ascertaining the reasons why.

Accountability was a big talking point towards the end of the season. I'm curious to know, do you feel that Art Rooney is holding you and your coaching staff accountable enough?

I'll leave that up to him [Art Rooney]. I don't know if that's appropriate for me to assess from his perspective. I know he'll get an opportunity to visit with you all at some point and so I'll leave that up to him.

Talking about your defense's ability to stop the run. You guys weren't able to do it a few times late in the season, especially in the playoffs. What has to change from your guys' approach to be that kind of consistent team, especially late in the season?

Again, as I mentioned, those are questions that are going to be answered over the course of a longer period of time as we study not only our personnel but our schematics and the combinations of both, and also look at trends in the game. The quarterback mobility component, the designed quarterback run component is a component of discussion as well, and making sure we're in the light lanes in that regard schematically. So there's a lot of complex discussions to be had and things to analyze in that regard, but I'm excited about embarking on it.

Is it an offseason priority of the franchise to get George Pickens a contract extension?

We haven't had any conversations about pecking orders or priorities regarding any individuals contractually. It just -- we're not there yet, and I don't know that that's going to transpire this week. We're just still assessing what transpired in 2024. Those are more 2025 things.

How would you assess George Pickens' season?

Certainly there's a lot of room for growth there. I think he covered some ground in 2024, but there's certainly a heck of a lot more ground to be covered and we'll see where it leads us.

Are you concerned three years in?

You know, I'm always concerned about the growth and development of individuals, whether it's skill relative to the positions that they hold, professionalism, maturity, or combinations of all of the above.

You talked about how you manage different players to us specifically but with a now veteran three years in, do you consider changing your philosophy when it comes to coaching guys like that?

I think I'm always in consideration of changing my approach to get a desired result, particularly when it gets repetitive.

T.J. Watt said he would be more open to moving around to where he lines up in your defense. I think during the season there were a couple of game where he did move around but through that five-game stretch he stayed on the left side. What in your approach do you have to change to open up what has been your best defense I have play-maker on this team?

You know, I don't know that a lot of dramatic changes need to be made regarding T.J. Watt, to be quite honest with you. I think his resume and production speaks for itself. He's been ridiculously consistent over his stay here, and even in the midst of the 2024 season that didn't unfold in the way any of us would like. I've got a lot of things that have my attention before I start getting into T.J. Watt-like production in terms of my to-do list.

You said you neither seek comfort nor offer it. How much do you maybe balance longing for answers from talking to players, talking to coaches, talking to staff versus just trusting your gut and saying this is what I felt like went wrong?

It's all interrelated. Somewhere in there lies the truth. Everyone has a perspective. It's my job to absorb that information and discern reality, and so that's just a part of this process.

Mike, how would you describe Russell and Arthur Smith's working relationship this year?

I thought it was pretty good and fluid. I know they do an awesome time of spending time together and communicating formally and informally. We're not paid by the hour in this business, and I think their willingness to work and work together is kind of a reflection of that sentiment.

Mike, beyond schematics or personnel, what is your opinion of your defense against the Ravens, the engagement level, bringing what needed to be brought to the fight?

You know, the Ravens present a unique challenge in terms of their run game. You've got to play 11-on-11 football, and at times we could have performed better schematically, and at times we could have performed better as individuals. Particularly the last two games that we played them, we didn't do a got enough job of controlling that component of the game and that leads to possession down play and situational play and we didn't have them in enough one-dimensional circumstances to create the type of negativity that's been a calling card of us winning those games with consistency.

Mike, understanding that you're still unearthing things, as far as the offense goes, to compete in the NFL and to get to where you want to go, does the offense need to be constructed in a way that it can score more points and be involved in shoot-outs and is this offense capable of that?

It certainly needs to score more points. In whatever way that happens is whatever way that happens. It doesn't necessarily mean construction, but we've certainly got to score more points. You're not going to score 14 points a week in January and be very successful.

Mike, when you look around at the quarterbacks who are still alive and then you have those discussions with Omar Khan about that position, how important is quarterback mobility to you going forward?

Very. But that's not a new discussion. I've expressed that in this setting and settings like these for years. The X-factor that quarterback mobility is in our game and is trending and been trending. That is not a new discussion.

Mike, you guys have had a lot of turnover on offense over the past several years. What do you guys have to do as a coaching staff to cultivate a nucleus that can bring forward a more consistent unit going on?

I'm not overly concerned about turnover. Turnover is a component of this thing. If you look at the course of a 12-month calendar, there's enough opportunity to develop the cohesion that you mentioned. I'm not going to allow that to be a place of comfort or an excuse. Everyone goes through turnover in this game at this level and any phase of the game, so for us, it's about getting better and not making continuity or some of those discussions a component of it, just simply how do we get better.

With understanding that not everything happens in a vacuum, of course, but Russell's -- the contrast of his first six or seven starts and his last few starts. He's 36 years old. Is that a factor in it? And when you look at quarterback, is it something that you prefer not to have somebody in their late 30s?

I'm certain that will be a component of the discussion but those discussions haven't been had to this point.

Mike, I'm sure you heard by now, on the broadcast over the weekend, one of the broadcasters mentioned it seemed like there's a lack of fight in this team. Lack of fight from the outside, potentially a lack of discipline, lack of winning the last few years, and that's not really consistent with the culture that we've all grown to see over the last decade with the Steelers. Why the shift that we're seeing from the outside?

I just think everyone's entitled to your opinions. It sounds like what you outlined is an opinion. I'm not going to spend a whole lot of time addressing or disputing opinions. I respect opinions, but opinions aren't often reality for me, and so I tend to focus my energies on things that I have control over. How we're constructed, the manner which we work, our preparedness, the outcomes which you mentioned and I worry less about opinions.

In your opinion, has the culture changed since you started here?

The fact that we're communicating today in the manner in which we're communicating is bothersome to me, and so I'm open to addressing any component of it.

You talk about a lot about the second-year jump as being the biggest jump. Did you see that from whether it be Joey Porter Jr., Keanu Benton, Darnell Washington, that group collectively?

I haven't thought a lot about it, to be honest with you. Certainly, I felt it at different times from all the individuals that you mentioned, but I hadn't analyzed it more broadly to this point but that is a reasonable expectation certainly.

When you look at the teams that are still playing, a lot of these quarterbacks are taken way at the top of the draft. You guys very rarely pick there. How do you see a way forward? Russ is 36, obviously, not a long-term plan to getting back to elite play at the quarterback position, and is potentially having a season where you have to take a step back part of that equation?

Lamar [Jackson] wasn't taken at the top of the draft. [Jalen] Hurts wasn't taken in the first round. So, I don't know that I necessarily agree with the question.

Mike, last year when you were talking to us you said I understand I have more football behind me than in front of you, talked about urgency. Do you feel like your players share that same urgency? PQ mentioned after the game he thought guys got comfortable.

Again, you mentioned an opinion based on circumstance and oftentimes our emotions control our opinions, and I just don't feel the need to respond to some of those things.

Do you feel your players got comfortable?

I do not.

How do you evaluate Arthur Smith's first season with you guys?

I thought we had a good experience in a lot of areas. Certainly, the fact that we're talking here today is reflective of it's not always been good. That could be any component of this thing, man. We're so interdependent in this business around that's why it's the ultimate team game. I get asked often how Russell [Wilson] performed or how Arthur [Smith] performed or how the defense performed, and those lines get blurred because of the interdependency in this game, and that's just a component of it. Certainly there's impact from outside forces on evaluations, but that's why what we're doing right now is so significant. We've got to comb through it and get to the guts of the matters, and so that's why the exit interviews and the analysis of what transpired is so important, because I need to have a better understanding of evaluation components such as that. Because from my perspective and particularly as you stand here at the end of it, we win together, we lose together and there's complexities in all those discussions.

You acknowledge that bickering on the defense, did that become more of a problem?

I've never been around a prideful unit that doesn't bicker when things aren't going well. Bickering is not always a negative thing. Bickering is a cleansing. Bickering is a gaining of understanding, but sometimes, particularly in today's sport culture, it's presented as somewhat of a negative thing. It's not. These guys play hard. They live hard. They love hard. They talk hard. They communicate hard. That's the world we live in. And so, what is viewed from the outside as potentially a negative isn't always a negative from those that are involved. It's very necessary in an effort to gain clarity or cleansing or an understanding sometimes.

Mike, at least one team has reached out to inquire about your availability. Understanding you have a no trade clause in your contract, what's your message to any team that may reach out to the Steelers to gain interest or availability in your services?

I have no message. Save your time.

What are your thoughts on the running game and Najee Harris' impending free agency?

We like to ride the wave that our running game provides and produce chunks in the play-passing game off of it and some of these things and control games and minimize the potential of negativity in terms of turning the ball over. At different times, we had really good traction and success in that area. It didn't feel that way in the end, but we need to go back and comb through with it in totality and understand why. 'Naj' [Najee Harris] has had an awesome four years here. I understand that he is a free agent. Again, it's at the very beginnings of that process in terms of us assessing what we're capable of doing or what we desire today and I'd imagine it's the same thing from a player's perspective. But, rest assured, we've had a good experience with him and obviously the ridiculous consistency in his performance in terms of producing four straight thousand-yard seasons speaks for itself.

You've done a lot in the offensive run game to improve it over the past few years. What hasn't clicked to make it a more consistent unit, especially in the big games like this past week?

There's a lot of things, like the attrition that I mentioned in the offensive line at the early stages and the elevation of a lot of young guys and what that might mean over the course of the journey is one example of it, but there's a lot of things to analyze, and we'll certainly do so.

Mike, you mentioned before the game and after the game the playoff baggage is something you tote alone. Is it getting heavier? And how do you bear the weight?










I've got big shoulders.

Is there any accuracy to the report that George Pickens was late on Christmas day to the game against the Chiefs?

That's a few days back. I really don't know that I have the answer to that to be quite honest with you. I got a lot going on in pre-game. I can't answer that definitively. Thanks, guys.



2024 STEELERS SEASON IN-REVIEW

-  [Season In-Review Notes](#)
-  [Steelers NFL Rankings](#)
-  [NFL Standings & Results](#)
-  [Steelers Quarterback Starting Records](#)
-  [Steelers Record When...](#)
-  [Steelers Rushing/Receiving Combinations](#)
-  [Game Summaries](#)
-  [Steelers in Domes](#)
-  [Division Playoff Race Week-by-Week](#)



A COMMON FOE IN THE SAME YEAR

- Pittsburgh played Baltimore for the third time in 2024 when they met in the AFC Wild Card Playoff game.
- The Steelers are 10-3 (.769) all-time in the third match-up of the season in such games, including 3-2 against the Ravens (2001, 2008, 2010, 2014 and 2024).
- The following is a look at the Steelers' matchups when playing a team three times in the same season.

DATE	OPPONENT	RESULT	GAME
10/23/1978	vs. Houston Oilers	L, 17-24	Regular Season
12/03/1978	at Houston Oilers	W, 13-3	Regular Season
01/07/1979	vs. Houston Oilers	W, 34-5	AFC Championship
09/09/1979	vs. Houston Oilers	W, 38-7	Regular Season
12/10/1979	at Houston Oilers	L, 17-20	Regular Season
01/06/1980	vs. Houston Oilers	W, 27-13	AFC Championship
10/22/1989	at Houston Oilers	L, 0-27	Regular Season
12/03/1989	vs. Houston Oilers	L, 16-23	Regular Season
12/31/1989	vs. Houston Oilers	W, 26-23 (OT)	AFC Wild Card
09/11/1994	at Cleveland Browns	W, 17-10	Regular Season
12/18/1994	vs. Cleveland Browns	W, 17-7	Regular Season
01/07/1995	vs. Cleveland Browns	W, 29-9	AFC Divisional Playoff
11/04/2001	vs. Baltimore Ravens	L, 10-13	Regular Season
12/16/2001	at Baltimore Ravens	W, 26-21	Regular Season
01/20/2002	vs. Baltimore Ravens	W, 27-10	AFC Divisional Playoff
09/29/2002	vs. Cleveland Browns	W, 16-13 (OT)	Regular Season
11/03/2002	at Cleveland Browns	W, 23-20	Regular Season
01/05/2003	vs. Cleveland Browns	W, 36-33	AFC Wild Card
10/23/2005	at Cincinnati Bengals	W, 27-13	Regular Season
12/04/2005	vs. Cincinnati Bengals	L, 31-38	Regular Season
01/08/2006	at Cincinnati Bengals	W, 31-17	AFC Wild Card
09/29/2008	vs. Baltimore Ravens	W, 23-20	Regular Season
12/14/2008	at Baltimore Ravens	W, 13-9	Regular Season
01/18/2009	vs. Baltimore Ravens	W, 23-14	AFC Championship
10/03/2010	vs. Baltimore Ravens	L, 14-17	Regular Season
12/05/2010	at Baltimore Ravens	W, 13-10	Regular Season
01/05/2011	vs. Baltimore Ravens	W, 31-24	AFC Divisional Playoff
09/11/2014	at Baltimore Ravens	L, 6-26	Regular Season
11/02/2014	vs. Baltimore Ravens	W, 43-23	Regular Season
01/03/2015	vs. Baltimore Ravens	L, 17-30	AFC Wild Card
11/01/2015	vs. Cincinnati Bengals	L, 10-16	Regular Season
12/13/2015	at Cincinnati Bengals	W, 33-20	Regular Season
01/09/2016	at Cincinnati Bengals	W, 18-16	AFC Wild Card
10/18/2020	vs. Cleveland Browns	W, 38-7	Regular Season
01/03/2021	at Cleveland Browns	L, 22-24	Regular Season
01/10/2021	vs. Cleveland Browns	L, 37-48	AFC Wild Card
11/17/2024	vs. Baltimore Ravens	W, 18-16	Regular Season
12/21/2024	at Baltimore Ravens	L, 17-34	Regular Season
01/11/2025	at Baltimore Ravens	L, 14-28	AFC Wild Card

STEELERS IN THE PLAYOFFS

- Pittsburgh has made 34 playoff appearances since the 1970 AFL-NFL merger.
- The Steelers own a 36-28 (.563) record in the playoffs since the 1970 AFL-NFL merger.
- Pittsburgh has played 64 playoff games since the 1970 AFL-NFL merger, which is the most since the 1970 AFL-NFL merger.

MOST PLAYOFF GAMES – SINCE 1970

RANK	TEAM	GAMES
1.	Pittsburgh Steelers	64
2.	Dallas Cowboys	62
3.	San Francisco 49ers	61
4.	New England Patriots	57
5.	Minnesota Vikings	49
	Green Bay Packers	49
	Philadelphia Eagles	49
8.	L.A. Rams	47
9.	Miami Dolphins	43
	Denver Broncos	43

- Pittsburgh's 36 playoff victories are tied with New England for the second-most since the 1970 AFL-NFL merger.

MOST PLAYOFF WINS – SINCE 1970

RANK	TEAM	WINS
1.	San Francisco 49ers	38
2.	Pittsburgh Steelers	36
	New England Patriots	36
4.	Dallas Cowboys	35
5.	Green Bay Packers	25
6.	L.A. Rams	24
	Philadelphia Eagles	24
8.	Denver Broncos	23
9.	Las Vegas Raiders	22
	Washington Commanders	22
--	Kansas City Chiefs	21

- Pittsburgh's .563 playoff winning percentage is the eighth-highest since the 1970 AFL-NFL merger (min. 30 games played).

HIGHEST PLAYOFF WIN PCT. – SINCE 1970 (MIN. 30)

RANK	TEAM	W	L	WIN PCT.
1.	New England Patriots	36	21	.632
2.	San Francisco 49ers	38	23	.623
3.	N.Y. Giants	21	13	.618
4.	Dallas Cowboys	35	27	.565
5.	Washington Commanders	22	17	.564
	Las Vegas Raiders	22	17	.564
7.	Baltimore Ravens	18	14	.563
	Pittsburgh Steelers	36	28	.563
9.	Denver Broncos	23	20	.535
10.	Kansas City Chiefs	21	19	.525

- Pittsburgh has played 32 home playoff games since the 1970 AFL-NFL merger, which is the second-most since the 1970 AFL-NFL merger.

MOST HOME PLAYOFF GAMES – SINCE 1970

RANK	TEAM	GAMES
1.	San Francisco 49ers	34
2.	Pittsburgh Steelers	32
3.	Dallas Cowboys	29
4.	New England Patriots	28
5.	Philadelphia Eagles	26
6.	Kansas City Chiefs	23
7.	Denver Broncos	22
	Miami Dolphins	22
9.	Green Bay Packers	21
	Minnesota Vikings	21

- Pittsburgh is 21-11 (.656) at home in the postseason since the 1970 AFL-NFL merger.
- The Steelers' 21 playoff home wins are the third-most in the League since the 1970 AFL-NFL merger.

MOST PLAYOFF HOME WINS – SINCE 1970

RANK	TEAM	WINS
1.	San Francisco 49ers	26
2.	New England Patriots	23
3.	Pittsburgh Steelers	21
4.	Dallas Cowboys	20
5.	Philadelphia Eagles	18
6.	Denver Broncos	17
7.	Las Vegas Raiders	16
	Buffalo Bills	16
8.	Miami Dolphins	15
10.	Green Bay Packers	14
	Kansas City Chiefs	14

- Pittsburgh's .656 playoff home win percentage is the 13th-best since the 1970 AFL-NFL merger (min. 15 games).

BEST HOME PLAYOFF WIN PCT. – SINCE 1970 (MIN. 15)

RANK	TEAM	W	L	WIN PCT.
1.	Buffalo Bills	16	3	.842
2.	New England Patriots	23	5	.821
3.	Las Vegas Raiders	16	4	.800
	Seattle Seahawks	12	3	.800
5.	Denver Broncos	17	5	.773
6.	San Francisco 49ers	26	8	.765
7.	Washington Commanders	12	4	.750
8.	Philadelphia Eagles	18	8	.692
9.	Dallas Cowboys	20	9	.690
10.	Miami Dolphins	15	7	.682
11.	Green Bay Packers	14	7	.667
	L.A. Rams	12	6	.667
13.	Pittsburgh Steelers	21	11	.656

- Pittsburgh has played 24 road playoff games since the 1970 AFL-NFL merger, which is the fourth-most since the 1970 AFL-NFL merger.

MOST ROAD PLAYOFF GAMES – SINCE 1970

RANK	TEAM	GAMES
1.	Dallas Cowboys	25
	Green Bay Packers	25
	Minnesota Vikings	25
4.	Pittsburgh Steelers	24
	L.A. Rams	24
6.	Tennessee Titans	23
7.	Indianapolis Colts	22
8.	Baltimore Ravens	20
9.	San Francisco 49ers	19
	Philadelphia Eagles	19

- Pittsburgh is 9-15 (.375) on the road in the postseason since the 1970 AFL-NFL merger.
- Pittsburgh's nine playoff road wins are tied for the fifth-most since the 1970 AFL-NFL merger.

MOST PLAYOFF ROAD WINS – SINCE 1970

RANK	TEAM	WINS
1.	Baltimore Ravens	11
2.	Tennessee Titans	10
	L.A. Rams	10
	Dallas Cowboys	10
5.	Pittsburgh Steelers	9
	N.Y. Giants	9
	Green Bay Packers	9
8.	Indianapolis Colts	7
	Minnesota Vikings	7
	New England Patriots	7
	San Francisco 49ers	7
	N.Y. Giants	7
	Washington Commanders	7

- Pittsburgh's .375 playoff road win percentage is tied for the ninth-best in the League since the 1970 AFL-NFL merger (min. 15 games).

BEST ROAD PLAYOFF WIN PCT. – SINCE 1970 (MIN. 15)

RANK	TEAM	W	L	WIN PCT.
1.	Baltimore Ravens	11	9	.550
2.	N.Y. Giants	9	8	.529
3.	Tennessee Titans	10	13	.435
4.	L.A. Rams	10	14	.417
5.	N.Y. Jets	7	10	.412
6.	Dallas Cowboys	10	15	.400
	L.A. Chargers	6	9	.400
8.	New England Patriots	7	11	.389
	Washington Commanders	7	11	.389
10.	Pittsburgh Steelers	9	15	.375

STEELERS VS. TEAMS: PLAYOFFS – FRANCHISE HISTORY

TEAM	RECORD	WIN PCT.
Indianapolis Colts	5-0	1.000
Cincinnati Bengals	2-0	1.000
N.Y. Jets	2-0	1.000
Arizona Cardinals**	1-0	1.000
L.A. Rams**	1-0	1.000
Minnesota Vikings**	1-0	1.000
Seattle Seahawks**	1-0	1.000
Houston Oilers/Tennessee Titans	3-1	.750
Cleveland Browns	2-1	.667
Dallas Cowboys**	2-1	.667
Baltimore Ravens	3-2	.600
Las Vegas Raiders	3-3	.500
Buffalo Bills	2-2	.500
Miami Dolphins	2-2	.500
Denver Broncos	3-5	.375
Kansas City Chiefs	1-2	.333
L.A. Chargers	1-2	.333
New England Patriots	1-4	.200
Green Bay Packers**	0-1	.000
Detroit Lions	0-1	.000
Jacksonville Jaguars	0-2	.000
Philadelphia Eagles*	0-1	.000
Total	36-30	.545
* 1947 Eastern Division playoff game		
** Super Bowl opponent		

STEELERS IN THE WILD CARD

- The Steelers have made 15 appearances in an NFL Wild Card Playoff game since the 1970 AFL-NFL merger.
- Pittsburgh has a 6-9 (.400) record in the Wild Card round, including 3-4 (.429) at home and 3-5 (.375) on the road.

DATE	OPPONENT	RESULT
01/11/2025	at Baltimore Ravens	L, 14-28
01/15/2024	at Buffalo Bills	L, 17-31
01/16/2022	at Kansas City Chiefs	L, 21-42
01/10/2021	vs. Cleveland Browns	L, 37-48
01/08/2017	vs. Miami Dolphins	W, 30-12
01/09/2016	at Cincinnati Bengals	W, 18-16
01/03/2015	vs. Baltimore Ravens	L, 17-30
01/08/2012	at Denver Broncos	L, 23-29
01/05/2008	vs. Jacksonville Jaguars	L, 29-31
01/08/2006	at Cincinnati Bengals	W, 31-17
01/05/2003	vs. Cleveland Browns	W, 36-33
12/29/1996	vs. Indianapolis Colts	W, 42-14
01/08/1994	at Kansas City Chiefs	L, 24-27 (ot)
12/31/1989	at Houston Oilers	W, 26-23
01/09/1983	vs. San Diego Chargers	L, 28-31
Total		6-9 (.400)

STEELERS IN THE DIVISIONAL ROUND

- Pittsburgh has a 16-9 (.640) record in its 25 divisional playoff games since the 1970 AFL-NFL merger.

DATE	OPPONENT	RESULT
01/14/2018	vs. Jacksonville Jaguars	L, 45-42
01/15/2017	at Kansas City Chiefs	W, 18-6
01/17/2016	at Denver Broncos	L, 23-16
01/15/2011	vs. Baltimore Ravens	W, 31-24
01/11/2009	vs. San Diego Chargers	W, 35-24
01/15/2006	at Indianapolis Colts	W, 21-18
01/15/2005	vs. New York Jets	W, 20-17 (ot)
01/11/2003	at Tennessee Titans	L, 34-31 (ot)
01/20/2002	vs. Baltimore Ravens	W, 27-10
01/03/1998	vs. New England Patriots	W, 7-6
01/05/1997	at New England Patriots	L, 28-3
01/06/1996	vs. Buffalo Bills	W, 40-21
01/07/1995	vs. Cleveland Browns	W, 29-9
01/09/1993	vs. Buffalo Bills	L, 24-3
01/07/1990	at Denver Broncos	L, 24-23
12/30/1984	at Denver Broncos	W, 24-17
01/01/1984	at Los Angeles Raiders	W, 38-10
12/30/1979	vs. Miami Dolphins	W, 34-14
12/30/1978	vs. Denver Broncos	W, 33-10
12/24/1977	at Denver Broncos	L, 34-21
12/19/1976	at Baltimore Colts	W, 40-14
12/27/1975	vs. Baltimore Colts	W, 28-10
12/22/1974	vs. Buffalo Bills	W, 32-14
12/22/1973	at Las Vegas Raiders	L, 33-14
12/23/1972	vs. Las Vegas Raiders	W, 13-7
Total		16-9 (.640)

- The Steelers' 25 divisional playoff game appearances are tied for the second-most in the League since the 1970 AFL-NFL merger.

MOST DIVISIONAL PLAYOFF GAMES – SINCE 1970

RANK	TEAM	GAMES
1.	San Francisco 49ers	26
2.	Pittsburgh Steelers	25
	Dallas Cowboys	25
4.	Minnesota Vikings	21
	New England Patriots	21
6.	Green Bay Packers	20
7.	L.A. Rams	18
8.	Indianapolis Colts	17
	Miami Dolphins	17
10.	Las Vegas Raiders	16
	Denver Broncos	16
	Washington Commanders	16
	Philadelphia Eagles	16

- Pittsburgh's 16 divisional playoff victories are tied for the second-most in the League since the 1970 AFL-NFL merger.
- The Steelers' 16 conference championship game appearances are the second-most in the League since the 1970 AFL-NFL merger.

MOST DIVISIONAL PLAYOFF WINS – SINCE 1970

RANK	TEAM	WINS
1.	San Francisco 49ers	19
2.	Pittsburgh Steelers	16
3.	New England Patriots	15
4.	Dallas Cowboys	14
5.	L.A. Rams	11
	Las Vegas Raiders	11
7.	Denver Broncos	10
8.	Green Bay Packers	9
	Minnesota Vikings	9
	Philadelphia Eagles	9

- Pittsburgh's .640 divisional playoff win percentage is the fifth-best in the League since the 1970 AFL-NFL merger.

BEST DIVISIONAL PLAYOFF WIN PCT. – SINCE 1970 (MIN. 15)

RANK	TEAM	W	L	WIN PCT.
1.	San Francisco 49ers	19	7	.731
2.	New England Patriots	15	6	.714
3.	Las Vegas Raiders	11	5	.688
4.	Pittsburgh Steelers	16	9	.640
5.	Denver Broncos	10	6	.625
6.	L.A. Rams	11	7	.611
7.	Philadelphia Eagles	9	7	.563
8.	Dallas Cowboys	14	11	.560
9.	Kansas City Chiefs	8	7	.533
10.	Buffalo Bills	7	8	.467

STEELERS IN THE AFC CHAMPIONSHIP

- The Steelers made their 16th appearance in an AFC Championship Playoff game when they fell to the New England Patriots, 36-17, on Sunday, Jan. 22, 2017, at Gillette Stadium.
- Pittsburgh has an 8-8 (.500) record in its 16 AFC Championship games since the 1970 AFL-NFL merger.

DATE	OPPONENT	RESULT
01/22/2017	at New England Patriots	L, 36-17
01/23/2011	vs. New York Jets	W, 24-18
01/18/2009	vs. Baltimore Ravens	W, 23-14
01/22/2006	at Denver Broncos	W, 34-17
01/23/2005	vs. New England Patriots	L, 41-27
01/27/2002	vs. New England Patriots	L, 24-17
01/11/1998	vs. Denver Broncos	L, 24-21
01/14/1996	vs. Indianapolis Colts	W, 20-16
01/15/1995	vs. San Diego Chargers	L, 17-13
01/06/1985	at Miami Dolphins	L, 45-28
01/06/1980	vs. Houston Oilers	W, 27-13
01/07/1979	vs. Houston Oilers	W, 34-5
12/26/1976	at Las Vegas Raiders	L, 24-7
01/04/1976	vs. Las Vegas Raiders	W, 16-10
12/29/1974	at Las Vegas Raiders	W, 24-13
12/31/1972	vs. Miami Dolphins	L, 21-17
Total		8-8 (.500)

MOST CONFERENCE CHAMPIONSHIP GAMES – SINCE 1970

RANK	TEAM	GAMES
1.	San Francisco 49ers	19
2.	Pittsburgh Steelers	16
3.	New England Patriots	15
4.	Dallas Cowboys	14
5.	L.A. Rams	11
	Las Vegas Raiders	11
7.	Denver Broncos	10
8.	Green Bay Packers	9
	Minnesota Vikings	9
	Philadelphia Eagles	9

- Pittsburgh's eight conference championship wins are tied for the second-most in the League since the 1970 AFL-NFL merger.

MOST CONFERENCE CHAMPIONSHIP WINS – SINCE 1970

RANK	TEAM	WINS
1.	New England Patriots	11
2.	Pittsburgh Steelers	8
	Denver Broncos	8
	Dallas Cowboys	8
	San Francisco 49ers	8
6.	L.A. Rams	5
	Miami Dolphins	5
	Washington Commanders	5
	N.Y. Giants	5
	Philadelphia Eagles	5
	Kansas City Chiefs	5

STEELERS SUPER BOWL HISTORY

- The Steelers are 36-28 (.563) in the postseason since the 1970 AFL-NFL merger, including a 21-11 (.656) record at home, 9-15 (.375) mark on the road and 6-2 (.750) record at neutral sites (Super Bowls IX, X, XIII, XIV, XXX, XL, XLIII and XLV).

DATE	OPPONENT	RESULT	SITE
01/12/1975	Minnesota Vikings	W, 16-6	New Orleans, La.
01/18/1976	Dallas Cowboys	W, 21-17	Miami, Fla.
01/21/1979	Dallas Cowboys	W, 35-31	Miami, Fla.
01/20/1980	L.A. Rams	W, 31-19	Pasadena, Calif.
01/28/1996	Dallas Cowboys	L, 27-17	Tempe, Ariz.
02/05/2006	Seattle Seahawks	W, 21-10	Detroit, Mich.
02/01/2009	Arizona Cardinals	W, 27-23	Tampa, Fla.
02/06/2011	Green Bay Packers	L, 31-25	Arlington, Texas
Total		6-2 (.750)	

- Pittsburgh has played in the Super Bowl three times since 2005 and the Steelers' eight trips to the Super Bowl are tied for the second-most in NFL history.

MOST SUPER BOWL GAMES

RANK	TEAM	GAMES
1.	New England Patriots	11
2.	Pittsburgh Steelers	8
	Dallas Cowboys	8
	Denver Broncos	8
	San Francisco 49ers	8
6.	Kansas City Chiefs	7
7.	Green Bay Packers	5
	L.A. Rams	5
	Miami Dolphins	5
	Las Vegas Raiders	5
	Washington Commanders	5
	N.Y. Giants	5
	Philadelphia Eagles	5

- The Steelers' six wins in the Super Bowl are tied for the most in NFL history.

MOST SUPER BOWL WINS

RANK	TEAM	GAMES
1.	Pittsburgh Steelers	6
	New England Patriots	6
3.	Dallas Cowboys	5
	San Francisco 49ers	5
5.	Green Bay Packers	4
	N.Y. Giants	4
	Kansas City Chiefs	4
8.	Denver Broncos	3
	Las Vegas Raiders	3
	Washington Commanders	3

- Pittsburgh's .750 Super Bowl win percentage is the third-best in NFL history (min. five games).

BEST SUPER BOWL WIN PCT. – NFL HISTORY (MIN. 5)

RANK	TEAM	W	L	WIN PCT.
1.	Green Bay Packers	4	1	.800
	N.Y. Giants	4	1	.800
3.	Pittsburgh Steelers	6	2	.750
4.	Kansas City Chiefs	4	2	.667
5.	San Francisco 49ers	5	3	.625
	Dallas Cowboys	5	3	.625

TOMLIN IN THE PLAYOFFS

- **Mike Tomlin** is only the second coach in NFL history to reach two Super Bowls in his first four seasons as a head coach (Joe Gibbs - Washington Redskins).
- The Steelers are 8-11 (.421) during the Tomlin era in the postseason, with four of the losses being by six points or less.
- Tomlin is the second-youngest coach in NFL history to win a Super Bowl.
- The following is a look at the youngest head coaches in Super Bowl history.

SEASON	HEAD COACH	TEAM	YEAR, DAYS
2021	Sean McVay	L.A. Rams	36, 20
2008	Mike Tomlin	Pittsburgh	36, 323
1995	Bill Cowher	Pittsburgh	38, 265
1968	Don Shula	Baltimore	39, 8
2002	Jon Gruden	Tampa Bay	39, 162
1967	John Rauch	Oakland	40, 147

- Tomlin became just the seventh coach in NFL history to win a Super Bowl within his first two seasons as head coach.
- The following is a look at the eight coaches who have won a Super Bowl within their first two seasons.

YEAR	HEAD COACH	TEAM	SEASON
2017	Doug Pederson	Philadelphia Eagles	2nd
2008	Mike Tomlin	Pittsburgh Steelers	2nd
2000	Brian Billick	Baltimore Ravens	2nd
1995	Barry Switzer	Dallas Cowboys	2nd
1989	George Siefert	San Francisco 49ers	1st
1982	Joe Gibbs	Washington Redskins	2nd
1980	Tom Flores	Las Vegas Raiders	2nd
1971	Don McCafferty	Baltimore Colts	2nd

- Tomlin's 19 playoff games coached is tied for the 13th-most by a head coach since the 1970 AFL-NFL merger.

MOST PLAYOFF GAMES BY HEAD COACH – SINCE 1970

RANK	COACH	GAMES
1.	Andy Reid	44
	Bill Belichick	44
3.	Don Shula	31
	Tom Landry	31
5.	Chuck Noll	24
	John Harbaugh	24
	Mike Holmgren	24
	Joe Gibbs	24
9.	Mike McCarthy	22
	Pete Carroll	22
11.	Bill Cowher	21
12.	Dan Reeves	20
13.	Mike Tomlin	19
	Tom Coughlin	19
	Tony Dungy	19
	Bill Parcells	19
	Marv Levy	19

- Tomlin has led the Steelers to the playoffs 12 times in his career.
- His 12 playoff appearances are tied for the sixth-most by a head coach since the 1970 AFL-NFL merger.

MOST PLAYOFF APPEARANCES BY HEAD COACH – NFL HISTORY

RANK	COACH	PLAYOFFS
1.	Andy Reid	20
2.	Bill Belichick	19
	Don Shula	19
4.	Tom Landry	18
5.	Marty Schottenheimer	13
6.	Mike Tomlin	12
	Chuck Noll	12
	John Harbaugh	12
	Mike Holmgren	12
	Mike McCarthy	12
	Pete Carroll	12
	Bud Grant	12

- Tomlin's 12 playoff appearances are tied for the second-most by an active head coach.

MOST PLAYOFF APPEARANCES BY ACTIVE HEAD COACH

RANK	COACH	PLAYOFFS
1.	Andy Reid	20
2.	Mike Tomlin	12
	John Harbaugh	12
	Mike McCarthy	12
5.	Sean Payton	10

- Tomlin's 12 playoff appearances are tied for the second-most by a head coach since 2007.

MOST PLAYOFF APPEARANCES BY HEAD COACH – SINCE 2007

RANK	COACH	PLAYOFFS
1.	Andy Reid	14
2.	Mike Tomlin	12
	John Harbaugh	12
	Mike McCarthy	12
5.	Sean Payton	9

STEELERS PLAYOFF OVERTIME GAMES

- Pittsburgh's last overtime playoff game - a loss at Denver in a 2011 Wild Card Game - was the team's fifth overtime postseason game in franchise history.
- The Steelers are 2-3 in those contests (1-3 on the road), with all games being decided by six points (except for the Broncos game). All three of the Steelers' overtime losses have come on the road.

DATE	OPPONENT	RESULT	ROUND
12/31/1989	at Houston Oilers	W, 26-23	Wild Card
01/08/1994	at Kansas City Chiefs	L, 27-24	Wild Card
01/11/2003	at Tennessee Titans	L, 34-31	Divisional
01/15/2005	vs. New York Jets	W, 20-17	Divisional
01/08/2012	at Denver Broncos	L, 29-23	Wild Card

MISCELLANEOUS STEELERS POSTSEASON NOTES

- In 2005, the Steelers became the first No. 6 seed in NFL history to win the Super Bowl. Since then, three other Wild Card teams have gone on to win the Super Bowl ('20 Tampa Bay, fifth seed; '10 Green Bay, sixth seed; '07 Giants, fifth seed).
- The Steelers won the AFC Central title a team-record six consecutive seasons from 1974-79. They also won four consecutive division titles from 1994-97.
- The Steelers won a team-record seven consecutive postseason games, including two Super Bowls (IX and X), from Dec. 22, 1974 through Dec. 19, 1976. They won six consecutive postseason games from Dec. 30, 1978 through Jan. 20, 1980, including wins in Super Bowls XIII and XIV.
- The Steelers have been shut out only once in the postseason, during the 1947 Eastern Division Playoff game, Dec. 21, 1947, versus the Philadelphia Eagles. The Steelers and Eagles finished that season with 8-4 records and tied for first place in the Eastern Division. In those days, there was only one NFL Championship Game, so the two Pennsylvania neighbors squared off for the right to face the Chicago Cardinals in the Championship Game. The Eagles won, 21-0, but lost in the Championship Game, 28-21, to the Cardinals, the same franchise the Steelers faced in Super Bowl XLIII.
- The Steelers record for fewest points allowed in a playoff game is five, during a 34-5 win in the 1978 AFC Championship Game versus the Houston Oilers at Three Rivers Stadium, on Jan. 7, 1979. The Steelers allowed a team-high 48 points during a 48-37 AFC Wild Card home loss to the Cleveland Browns on Jan. 3, 2021.
- Pittsburgh has faced 22 different teams in the postseason and has a winning record against 11 of those opponents. The Steelers have split their postseason contests with three teams and have a losing record versus eight teams.
- Pittsburgh was the third team in NFL history to enter the playoffs on a losing streak of four or more games in 2024. Detroit started 8-4 in 1999, but lost its last four regular-season games and then dropped a Wild Card game at Washington. N.Y. Jets started 10-1 in 1986, but lost its last five regular-season games, yet won a Wild Card game at Kansas City.

STEELERS VS. 2024 PLAYOFF TEAMS

- Pittsburgh played seven regular-season games vs. 2024 playoff teams, including three at home and four on the road.
- The Steelers' seven regular-season games played vs. 2024 playoff foes was tied for the fourth-most among playoff teams.

MOST GAMES VS. PLAYOFF TEAMS BY PLAYOFF TEAMS – 2024

RANK	TEAM	GAMES
1.	Baltimore Ravens	10
2.	Kansas City Chiefs	9
3.	Detroit Lions	8
4.	Pittsburgh Steelers	7
	Tampa Bay Buccaneers	7
	Green Bay Packers	7
	Denver Broncos	7
	Philadelphia Eagles	7
	L.A. Chargers	7

WIN PCT. VS. PLAYOFF TEAMS BY PLAYOFF TEAMS – 2024

SEED	TEAM	W	L	T	WIN PCT.
1.	Kansas City Chiefs	7	2	0	.778
2.	Buffalo Bills	2	3	0	.400
3.	Baltimore Ravens	7	3	0	.700
4.	Houston Texans	1	5	0	.556
5.	L.A. Chargers	2	5	0	.286
6.	Pittsburgh Steelers	4	3	0	.571
7.	Denver Broncos	2	5	0	.286

1.	Detroit Lions	6	2	0	.750
2.	Philadelphia Eagles	5	2	0	.714
3.	Tampa Bay Buccaneers	4	3	0	.571
4.	L.A. Rams	2	3	0	.400
5.	Minnesota Vikings	3	3	0	.500
6.	Washington Commanders	1	4	0	.200
7.	Green Bay Packers	2	5	0	.286

- Pittsburgh's four regular-season victories vs. 2024 playoff foes was tied for the fifth-most in the NFL.

MOST VICTORIES VS. PLAYOFF TEAMS – 2024

RANK	TEAM	WINS
1.	Baltimore Ravens	7
	Kansas City Chiefs	7
3.	Detroit Lions	6
4.	Philadelphia Eagles	5
5.	Pittsburgh Steelers	4
	Tampa Bay Buccaneers	4

- The Steelers' .571 regular-season winning percentage vs. 2024 playoff foes was tied for the fifth-highest in the NFL (min. seven games played).

HIGHEST WINNING PCT. VS. PLAYOFF TEAMS – 2024 (MIN. 7)

RANK	TEAM	W	L	T	WIN PCT.
1.	Kansas City Chiefs	7	2	0	.778
2.	Detroit Lions	6	2	0	.750
3.	Philadelphia Eagles	5	2	0	.714
4.	Baltimore Ravens	7	3	0	.700
5.	Pittsburgh Steelers	4	3	0	.571
	Tampa Bay Buccaneers	4	3	0	.571

- Pittsburgh's four regular-season road games played vs. 2024 playoff foes was tied for the second-most among playoff teams.

MOST ROAD GAMES VS. PLAYOFF TEAMS BY PLAYOFF TEAMS – 2024

RANK	TEAM	GAMES
1.	Baltimore Ravens	5
2.	Pittsburgh Steelers	4
	Kansas City Chiefs	4
	Green Bay Packers	4
	Denver Broncos	4
	Philadelphia Eagles	4
	Buffalo Bills	4

ROAD WIN PCT. VS. PLAYOFF TEAMS BY PLAYOFF TEAMS – 2024

SEED	TEAM	W	L	T	WIN PCT.
1.	Kansas City Chiefs	2	2	0	.500
2.	Buffalo Bills	1	3	0	.250
3.	Baltimore Ravens	3	2	0	.600
4.	Houston Texans	0	3	0	.000
5.	L.A. Chargers	1	2	0	.333
6.	Pittsburgh Steelers	2	2	0	.500
7.	Denver Broncos	1	3	0	.250
1.	Detroit Lions	3	0	0	1.000
2.	Philadelphia Eagles	2	2	0	.500
3.	Tampa Bay Buccaneers	2	1	0	.667
4.	L.A. Rams	0	1	0	.000
5.	Minnesota Vikings	1	2	0	.333
6.	Washington Commanders	0	3	0	.000
7.	Green Bay Packers	1	3	0	.250

- Pittsburgh's two regular-season road victories vs. 2024 playoff foes was tied for the third-most in the NFL.

MOST ROAD VICTORIES VS. PLAYOFF TEAMS – 2024

RANK	TEAM	WINS
1.	Baltimore Ravens	3
	Detroit Lions	3
3.	Pittsburgh Steelers	2
	Tampa Bay Buccaneers	2
	Kansas City Chiefs	2
	Philadelphia Eagles	2
	Dallas Cowboys	2
	Atlanta Falcons	2

- The Steelers' .500 regular-season road winning percentage vs. 2024 playoff foes was tied for the fifth-highest in the NFL this season (min. four games played).

HIGHEST ROAD WINNING PCT. VS. PLAYOFF TEAMS – 2024 (MIN. 4)

RANK	TEAM	W	L	T	WIN PCT.
1.	Baltimore Ravens	3	2	0	.667
2.	Pittsburgh Steelers	2	2	0	.500
	Kansas City Chiefs	2	2	0	.500
	Philadelphia Eagles	2	2	0	.500
5.	Atlanta Falcons	2	3	0	.400

PLAYING TOUGH AGAINST THE BEST

- The Week 16 game with Baltimore was just the third time over the last 10 seasons that the Steelers and the Ravens faced off with both teams four or more games above .500. In the previous meeting with both teams four or more games above .500, Week 11 of 2024 (at PIT), Pittsburgh won, 18-16.
- The Week 16 game with the Ravens was the sixth instance that the Steelers and Baltimore faced off with both teams four or more games above .500 entering the game. Pittsburgh has won five of the six such games (Week 14, 2001; Week 15, 2008; Week 13, 2010; Week 8, 2020; Week 11 of 2024).
- The Steelers' five victories vs. opponents that finished 2024 with a winning record were the fifth-most in the NFL.

MOST WINS VS. OPP. WINNING RECORD – 2024

RANK	TEAM	WINS
1.	Baltimore Ravens	9
2.	Kansas City Chiefs	8
3.	Detroit Lions	7
4.	Philadelphia Eagles	6
5.	Pittsburgh Steelers	5

- The Steelers' .556 win percentage in games vs. opponents that finished 2024 with a winning record was the fourth-best in the NFL (min. nine games).

BEST WIN PCT. VS. OPP. WINNING RECORD – 2024 (MIN. 9)

RANK	TEAM	W	L	T	WIN PCT.
1.	Kansas City Chiefs	8	2	0	.800
2.	Detroit Lions	7	2	0	.778
3.	Baltimore Ravens	9	3	0	.750
4.	Pittsburgh Steelers	5	4	0	.556
5.	Atlanta Falcons	3	7	0	.300
	Dallas Cowboys	3	7	0	.300

WIN PCT. VS. OPP. WINNING RECORD – 2024 PLAYOFF TEAMS

SEED	TEAM	W	L	T	WIN PCT.
1.	Kansas City Chiefs	8	2	0	.800
2.	Buffalo Bills	3	3	0	.778
3.	Baltimore Ravens	9	3	0	.750
4.	Houston Texans	1	5	0	.556
5.	L.A. Chargers	3	5	0	.300
6.	Pittsburgh Steelers	5	4	0	.300
7.	Denver Broncos	2	7	0	.222
1.	Detroit Lions	7	2	0	.778
2.	Philadelphia Eagles	6	2	0	.750
3.	Tampa Bay Buccaneers	4	3	0	.571
4.	L.A. Rams	3	4	0	.429
5.	Minnesota Vikings	4	3	0	.571
6.	Washington Commanders	2	4	0	.333
7.	Green Bay Packers	3	5	0	.375

- The Steelers' three victories in road games vs. opponents that finished 2024 with a winning record were tied for the second-most in the NFL.

MOST ROAD WINS VS. OPP. WINNING RECORD – 2024

RANK	TEAM	WINS
1.	Baltimore Ravens	4
2.	Pittsburgh Steelers	3
	Philadelphia Eagles	3
	Detroit Lions	3
5.	Eight teams tied with	2

- The Steelers' .600 win percentage in games vs. opponents that finished 2024 with a winning record was tied for the second-best in the NFL (min. five games).

BEST ROAD WIN PCT. VS. OPP. WINNING RECORD – 2024 (MIN. 5)

RANK	TEAM	W	L	T	WIN PCT.
1.	Baltimore Ravens	4	2	0	.667
2.	Pittsburgh Steelers	3	2	0	.600
	Philadelphia Eagles	3	2	0	.600
4.	Buffalo Bills	2	3	0	.400
	Green Bay Packers	2	3	0	.400
	Atlanta Falcons	2	3	0	.400

ROAD WIN PCT. VS. OPP. WINNING RECORD – 2024 PLAYOFF TEAMS

SEED	TEAM	W	L	T	WIN PCT.
1.	Kansas City Chiefs	2	2	0	.500
2.	Buffalo Bills	1	3	0	.250
3.	Baltimore Ravens	3	2	0	.600
4.	Houston Texans	0	3	0	.000
5.	L.A. Chargers	1	2	0	.333
6.	Pittsburgh Steelers	1	2	0	.333
7.	Denver Broncos	1	3	0	.250
1.	Detroit Lions	3	0	0	1.000
2.	Philadelphia Eagles	2	1	0	.667
3.	Tampa Bay Buccaneers	2	1	0	.667
4.	L.A. Rams	0	1	0	.000
5.	Minnesota Vikings	1	2	0	.333
6.	Washington Commanders	0	3	0	.000
7.	Green Bay Packers	1	3	0	.250

THE STANDARD IS THE STANDARD

- Pittsburgh has recorded 21 consecutive seasons with a .500 record or better, which is the longest active streak in the NFL and the longest streak in team history (previous record was 13, 1972-1984).

MOST ACTIVE CONSECUTIVE NON-LOSING SEASONS

RANK	TEAM	SEASONS	YEARS
1.	Pittsburgh Steelers	21	2004-24
2.	Kansas City Chiefs	12	2013-24
3.	Buffalo Bills	6	2019-24

MOST CONSECUTIVE NON-LOSING SEASONS – SINCE 1970

RANK	TEAM	SEASONS	YEARS
1.	Pittsburgh Steelers	21	2004-24
	Dallas Cowboys	21	1965-85
3.	New England Patriots	19	2001-19
4.	San Francisco 49ers	16	1983-98
	Dallas Cowboys	16	1970-85
6.	Miami Dolphins	15	1989-2003
7.	Pittsburgh Steelers	13	1972-84
	Green Bay Packers	13	1992-2004

ALL-TIME WINNING SEASONS

- Pittsburgh has an NFL-best 41 seasons since the 1970 AFL-NFL merger in which the team has finished above .500. The Steelers also have 21 consecutive winning seasons from 2004-24, the second longest streak in NFL history.

MOST WINNING SEASONS – SINCE 1970

RANK	TEAM	SEASONS
1.	Pittsburgh Steelers	41
2.	Dallas Cowboys	36
3.	New England Patriots	35
4.	Miami Dolphins	34
5.	Minnesota Vikings	33

DECADES OF SUCCESS

- In Pittsburgh's 10+ decades of professional football, the franchise has built an impressive resume that includes six World Championships, eight Super Bowl appearances, 24 division titles and 681 regular-season wins.

REGULAR-SEASON RECORD BY DECADE – FRANCHISE HISTORY

DECADE	W	L	T	PCT.	PLAYOFF APP.	WIN RK.
1930s	22	55	3	.286	-	8th
1940s	35	50	5	.412	1	t-8th
1950s	54	63	3	.462	-	7th
1960s	46	85	7	.351	1	t-20th
1970s	99	44	1	.691	8	t-4th
1980s	77	75	0	.507	4	t-14th
1990s	93	67	0	.581	6	t-8th
2000s	103	56	1	.647	6	t-3rd
2010s	102	57	1	.641	6	t-2nd
2020s	50	33	1	.601	4	7th
TOTALS	681	585	22	.538	36	3rd

10-WIN SEASONS

- Pittsburgh has recorded 10 or more wins in 28 different seasons since the 1970 NFL-AFL merger.
- The 28 different 10-win seasons are the second-most in the League over the span.

MOST 10-WIN SEASONS – SINCE 1970

RANK	TEAM	SEASONS
1.	Dallas Cowboys	29
2.	Pittsburgh Steelers	28
3.	San Francisco 49ers	27
	New England Patriots	27
5.	Philadelphia Eagles	24
	Miami Dolphins	24

90-WIN DECADES

- Since the Steelers' inception in 1933, Pittsburgh has totaled four 90+ win decades (1970s, '90s, '00s and '10s). The Steelers and Packers are the only franchises to accomplish the feat.

MOST DECADES WITH 90+ REGULAR-SEASON WINS – FRANCHISE HISTORY

TEAM	90+ WIN DECADES	DECADES (WINS)
Pittsburgh Steelers	4	'70s (99), '90s (93), '00s (103), '10s (102)
Green Bay Packers	4	'60s (96), '90s (93), '00s (95), '10s (102)
Denver Broncos	3	'80s (93), '90s (94), '00s (93)
Miami Dolphins	3	'70s (104), '80s (94), '90s (95)

ACRISURE ADVANTAGE

- Pittsburgh owns an overall record of 144-62-2 (.697) at Acrisure Stadium.
- The Steelers are 136-56-2 (.706) in regular-season games at Acrisure Stadium since the stadium opened in 2001.
- Pittsburgh's 136 regular-season wins at Acrisure Stadium are the fourth-most in the NFL since 2001.

MOST REGULAR-SEASON HOME WINS – SINCE 2001

RANK	TEAM	WINS
1.	New England Patriots	143
2.	Green Bay Packers	139
	Baltimore Ravens	139
4.	Pittsburgh Steelers	136
5.	Seattle Seahawks	128

- Pittsburgh's .706 regular-season win percentage at Acrisure Stadium is the fourth-best in the NFL since 2001.

BEST REGULAR-SEASON HOME WIN PCT. – SINCE 2001

RANK	TEAM	W	L	T	WIN PCT.
1.	New England Patriots	143	51	0	.737
2.	Green Bay Packers	139	53	2	.722
3.	Baltimore Ravens	139	55	0	.716
4.	Pittsburgh Steelers	136	56	2	.706
5.	Seattle Seahawks	128	66	0	.660

- Pittsburgh's .706 regular-season win percentage at Acrisure Stadium is the second-best of any NFL franchise in its current stadium (min. of 100 games).

BEST REGULAR-SEASON RECORD IN CURRENT STADIUM (MIN. 100)

RANK	STADIUM	W	L	T	WIN PCT.
1.	Gillette Stadium	137	48	0	.741
2.	Acrisure Stadium	136	56	2	.706
3.	M&T Bank Stadium	153	65	0	.702
4.	Lambeau Field	230	118	4	.659
5.	Lumen Field	122	64	0	.656

- Pittsburgh's .706 regular-season win percentage at Acrisure Stadium is the fifth-best of any NFL franchise in one stadium (min. of 100 games).

BEST REGULAR-SEASON RECORD IN ONE STADIUM (MIN. 100)

RANK	STADIUM	W	L	T	WIN PCT.
1.	Orange Bowl	101	22	1	.819
2.	Gillette Stadium	137	48	0	.741
3.	Three Rivers Stadium	169	67	0	.716
4.	Mile High Stadium	167	66	4	.715
5.	Acrisure Stadium	136	56	2	.706

- Pittsburgh is 23-1 (.958) in the regular season vs. Cleveland at Acrisure Stadium.
- The Steelers' .958 win percentage against the Browns at Acrisure Stadium is the third-best in NFL history for a team vs. a single opponent at a single stadium (min. 10 games).

BEST REGULAR-SEASON HOME WIN PCT. VS. OPPONENT BY STADIUM – NFL HISTORY (MIN. 10)

TEAM (OPP.)	STADIUM	W-L-T (PCT.)
Pittsburgh (San Diego Chargers)	Three Rivers Stadium	11-0-0 (1.000)
Washington (Detroit Lions)	RFK Memorial Stadium	11-0-0 (1.000)
Pittsburgh (Cleveland Browns)	Acrisure Stadium	23-1-0 (.958)
San Francisco (Detroit Lions)	Candlestick Park	12-1-0 (.923)
L.A. Rams (Atlanta Falcons)	L.A. Coliseum	11-1-2 (.917)

- Pittsburgh's .958 regular-season home winning percentage vs. Cleveland is the highest over an NFL opponent since 2001 (min. five games played).

HIGHEST REGULAR-SEASON HOME WIN PCT. VS. OPP. – SINCE 2001 (MIN. 5)

RANK	TEAM	W	L	T	WIN PCT.
1.	Cleveland Browns	23	1	0	.958
2.	Indianapolis Colts	5	1	0	.833
3.	Tennessee Titans	7	2	0	.778
4.	N.Y. Jets	5	2	0	.714
5.	Kansas City Chiefs	4	2	0	.667
	L.A. Chargers	4	2	0	.667

KINGS OF THE NORTH

- Pittsburgh captured the 2020 AFC North title, which marked the franchise's 24th overall division title, and ninth since 2002.
- The Steelers earned a division title for the 24th time since the 1970 AFL-NFL merger – the most division crowns by an NFL team in that span.
- Since the AFC North was adopted after the restructuring of the 2002 NFL season when the League realigned divisions after expanding to 32 teams, **Mike Tomlin** has won the division seven times (2007, 2008, 2010, 2014, 2016, 2017 and 2020).
- No other coach has won the AFC North more than six times (John Harbaugh).
- Pittsburgh's nine AFC North titles nearly equal the combined total from the rest of the division since 2002.

AFC NORTH TITLES

TEAM	TITLES
Baltimore Ravens/Cincinnati Bengals/Cleveland Browns	13
Pittsburgh Steelers	9

AFC NORTH TITLES

RANK	TEAM	TITLES
1.	Pittsburgh Steelers	9
2.	Baltimore Ravens	7
3.	Cincinnati Bengals	6
4.	Cleveland Browns	0

STEELERS DOMINATE THE AFC NORTH

- Pittsburgh has either won or shared the AFC North Title 10 times (2002, 2004, 2007, 2008, 2010, 2011, 2014, 2016, 2017 and 2020) and finished second on eight other occasions (2005, 2006, 2009, 2013, 2015, 2018, 2021 and 2024).
- The AFC North in 2023 – with Baltimore (13-4), Cleveland (11-6), Pittsburgh (10-7) and Cincinnati (9-8) – became the first division with all teams finishing with a winning record since the 1935 West division.
- In 2023, Pittsburgh registered at least five division wins for the eighth time since 2002 and first time since 2017 (5-1).

MOST SEASONS WITH 5+ WINS VS. AFC NORTH – SINCE 2002

RANK	TEAM	SEASONS
1.	Pittsburgh Steelers	8
2.	Baltimore Ravens	3
	Cincinnati Bengals	3

- The Steelers played four straight division games in Week 11 (won 18-16 vs. Baltimore), Week 12 (lost 19-24 at Cleveland), Week 13 (won 44-38 at Cincinnati) and Week 14 (won 27-14 vs. Cleveland).
- First Pittsburgh span of four or more consecutive weeks of division games since 2001, prior to 2002 realignment (Weeks 7-11; Steelers went 4-1 vs. AFC Central, lost the second game on a short week).
- Pittsburgh owns an overall record of 99-46-1 (.682) against the AFC North.
- The Steelers own a playoff record of 5-3 (.625) against the AFC North.

- Pittsburgh's five postseason victories against AFC North foes are the most of any divisional team.

POSTSEASON AFC NORTH INTER-DIVISION RECORD

RANK	TEAM	W	L	T	WIN PCT.
1.	Pittsburgh Steelers	5	3	0	.625
2.	Cleveland Browns	1	1	0	.500
3.	Baltimore Ravens	2	3	0	.400
4.	Cincinnati Bengals	1	2	0	.333

- Pittsburgh's five postseason victories against AFC North foes are the most of any NFL team.
- The Steelers' .625 postseason win percentage against the AFC North is the fourth-best of any NFL team (min. three games).

POSTSEASON RECORD VS. AFC NORTH (MIN. 3)

RANK	TEAM	W	L	T	WIN PCT.
1.	Buffalo Bills	2	1	0	.667
	New England Patriots	4	2	0	.667
	L.A. Chargers	2	1	0	.667
4.	Pittsburgh Steelers	5	3	0	.625
5.	Indianapolis Colts	3	2	0	.600
	Houston Texans	3	2	0	.600

- Pittsburgh's 10 postseason victories against divisional foes are the most of any team in the NFL.
- The Steelers' .769 postseason win percentage against divisional foes is the third-best of any NFL team (min. five games).

POSTSEASON RECORD VS. DIVISIONAL FOES – SINCE 1970

RANK	TEAM	W	L	T	WIN PCT.
1.	Buffalo Bills	6	1	0	.857
2.	Green Bay Packers	5	1	0	.833
3.	Pittsburgh Steelers	10	3	0	.769
4.	L.A. Rams	4	2	0	.667
5.	Denver Broncos	3	2	0	.600

- The Steelers' 99 all-time wins against the AFC North are the most of any divisional team.
- Pittsburgh's .682 all-time win percentage against the AFC North is the best of any divisional team.
- Pittsburgh owns a regular-season record of 94-43-1 (.685) vs. AFC North.
- The Steelers' 94 regular-season wins against the AFC North are the most of any divisional team.
- Pittsburgh's .685 regular-season win percentage against the AFC North is the best of any divisional team.
- The Steelers' 94 regular-season wins and .685 regular-season win percentage against division opponents are the second-most and second best among all NFL teams in divisional games (New England, 98; New England, .710).

AFC NORTH INTER-DIVISION RECORD

RANK	TEAM	W	L	T	WIN PCT.
1.	Pittsburgh Steelers	94	43	1	.685
2.	Baltimore Ravens	78	60	0	.565
3.	Cincinnati Bengals	62	76	0	.449
4.	Cleveland Browns	41	96	1	.301

- The Steelers own an overall home record of 54-20 (.730) vs. AFC North.
- Pittsburgh owns a regular-season home record of 51-18 (.739) vs. AFC North.
- The Steelers 51 regular-season home wins vs. AFC North foes are the most of any divisional team.

- Pittsburgh's .739 regular-season home win percentage vs. AFC North is the best of any divisional team.
- Pittsburgh's 51 regular-season home wins and .739 regular-season home win percentage against division opponents are the second-most and second-best among all NFL teams in divisional games (New England, 54; New England, .783).

AFC NORTH INTER-DIVISION HOME RECORD

RANK	TEAM	W	L	T	WIN PCT.
1.	Pittsburgh Steelers	51	18	0	.739
2.	Baltimore Ravens	46	23	0	.667
3.	Cincinnati Bengals	34	35	0	.493
4.	Cleveland Browns	28	40	1	.413

- The Steelers own an overall road record of 45-25-1 (.641) vs. AFC North.
- Pittsburgh owns a regular-season road record of 43-25-1 (.630) vs. AFC North.
- The Steelers 43 regular-season road wins vs. AFC North foes are the most of any divisional team.
- Pittsburgh's .630 regular-season road win percentage vs. AFC North is the best of any divisional team.
- Pittsburgh's 43 regular-season road wins and .630 regular-season road win percentage against division opponents are tied for the second-most and second-best among all NFL teams in divisional games (New England, 44; Green Bay, 43; New England, .638).

AFC NORTH INTER-DIVISION ROAD RECORD

RANK	TEAM	W	L	T	WIN PCT.
1.	Pittsburgh Steelers	43	25	1	.630
2.	Baltimore Ravens	32	37	0	.464
3.	Cincinnati Bengals	28	41	0	.406
4.	Cleveland Browns	13	56	0	.188

KICKOFF WEEKEND

- Pittsburgh owns a 48-39-5 (.549) all-time record on Kickoff Weekend, including a 31-19-3 (.613) mark at home and 17-20-2 (.462) mark on the road.
- The Steelers opened eight consecutive seasons (2015-22) away from Acrisure Stadium. Pittsburgh was 5-2-1 (.688) in those eight season openers.
- Pittsburgh opened the season at home in 2023 with a 30-7 defeat vs. San Francisco. It marked the first time the Steelers opened a season at home since Sept. 7, 2014, when they defeated Cleveland, 30-27.
- The Steelers and Falcons have met twice on Kickoff Weekend. Pittsburgh won, 15-9, in overtime at Acrisure Stadium on Sept. 12, 2010 and, 18-10, at Mercedes-Benz Stadium on Sept. 8, 2024.
- Pittsburgh owns a 2-0 (1.000) record against NFC West foes on Kickoff weekend.
- Since 1960, Pittsburgh is 14-2-1 (.853) on Kickoff Weekend when a Steelers running back rushes for 100 yards or more.
- The Steelers are 16-1-1 (.917) when they score 30+ points on Kickoff Weekend.
- Pittsburgh's 32 victories on Kickoff Weekend are tied for the fourth-most in the NFL and third-most among AFC teams.

MOST KICKOFF WEEKEND WINS SINCE 1970 AFL-NFL MERGER

RANK	TEAM	WINS
1.	Denver Broncos	35
	Dallas Cowboys	35
3.	New England Patriots	33
4.	Pittsburgh Steelers	32
	Minnesota Vikings	32
	San Francisco 49ers	32

HOME OPENER

- Pittsburgh owns a 52-37-3 (.582) record in home openers, including an 12-6 (.667) mark under head coach **Mike Tomlin**.
- The Steelers have played host to L.A. Chargers for their home opener on two occasions. Pittsburgh defeated the Chargers, 26-20, on Sept. 1, 1991, and, 20-10, on Sept. 22, 2024.
- Pittsburgh snapped its three-game losing streak in home openers in 2024. The Steelers have still never dropped four straight home openers in franchise history.
- The Steelers own a 5-5 (.500) record against AFC West foes in home openers.
- Pittsburgh lost to San Francisco, 30-7, in its 2023 regular-season home openers.
- The Steelers lost to New England, 17-14, in their 2022 regular-season home openers.
- Pittsburgh lost to Las Vegas, 26-17, in its 2021 regular-season home opener.
- The Steelers defeated Denver, 26-21, in their 2020 regular-season home opener.
- Since Acrisure Stadium opened in 2001, the Steelers are 17-7 (.708) in their first home game of the season.

CELEBRATING THE NEW YEAR

- Pittsburgh has an all-time record of 39-26 (.600) in January since the 1970 NFL-AFL merger.
- The Steelers' 39 wins in January are the third-most in the NFL over the span.

MOST JANUARY WINS – SINCE 1970

RANK	TEAM	WINS
1.	San Francisco 49ers	43
2.	New England Patriots	40
3.	Pittsburgh Steelers	39
4.	Green Bay Packers	34
5.	Dallas Cowboys	31

- Pittsburgh's .600 win percentage in January is the fourth-best in the NFL over the span.

BEST JANUARY WIN PCT. – SINCE 1970

RANK	TEAM	W	L	T	WIN PCT.
1.	New England Patriots	40	22	0	.645
2.	San Francisco 49ers	43	26	0	.623
3.	Washington Commanders	28	18	0	.609
4.	Pittsburgh Steelers	39	26	0	.600
5.	Seattle Seahawks	26	20	0	.565

- Pittsburgh has an all-time home record of 22-12 (.647) in January since the 1970 NFL-AFL merger.
- The Steelers' 22 home wins in January are the third-most in the NFL over the span.

MOST JANUARY HOME WINS – SINCE 1970

RANK	TEAM	WINS
1.	New England Patriots	32
2.	San Francisco 49ers	27
3.	Pittsburgh Steelers	22
4.	Buffalo Bills	21
5.	Denver Broncos	20

- Pittsburgh's .647 home win percentage in January is the fifth-best in the NFL over the span (min. 25 games).

BEST JANUARY HOME WIN PCT. – SINCE 1970 (MIN. 25)

RANK	TEAM	W	L	T	WIN PCT.
1.	New England Patriots	32	6	0	.842
2.	San Francisco 49ers	27	12	0	.692
3.	Denver Broncos	20	10	0	.667
4.	Green Bay Packers	19	10	0	.655
5.	Pittsburgh Steelers	22	12	0	.647

- Pittsburgh has an all-time road record of 13-13 (.500) in January since the 1970 NFL-AFL merger.
- The Steelers' 13 road wins in January are the third-most in the NFL over the span.

MOST JANUARY ROAD WINS – SINCE 1970

RANK	TEAM	WINS
1.	Baltimore Ravens	14
	Green Bay Packers	14
3.	Pittsburgh Steelers	13
4.	Tennessee Titans	11
	San Francisco 49ers	11

- Pittsburgh's .500 road win percentage in January is the second-best in the NFL over the span (min. 25 games).

BEST JANUARY ROAD WIN PCT. – SINCE 1970 (MIN. 25)

RANK	TEAM	W	L	T	WIN PCT.
1.	Baltimore Ravens	14	13	0	.519
2.	Pittsburgh Steelers	13	13	0	.500
3.	San Francisco 49ers	11	14	0	.440
4.	Green Bay Packers	14	18	0	.438
5.	Tennessee Titans	11	16	0	.407

- Pittsburgh owns a record of 17-12 (.586) since 2007, when **Mike Tomlin** took the reigns as head coach of the Steelers.
- The Steelers' 17 victories under Tomlin are tied for the sixth-most in the NFL since 2007.

MOST JANUARY WINS – SINCE 2007

RANK	TEAM	WINS
1.	New England Patriots	22
2.	San Francisco 49ers	21
	Kansas City Chiefs	21
4.	Green Bay Packers	20
	Seattle Seahawks	20
6.	Pittsburgh Steelers	17
	Baltimore Ravens	17
8.	New Orleans Saints	14
	Philadelphia Eagles	14
10.	N.Y. Giants	13
	Tampa Bay Buccaneers	13

- Pittsburgh's .586 win percentage in January is the fifth-best in the NFL since 2007 (min. 25 games).

BEST JANUARY WIN PCT. – SINCE 2007 (MIN. 25)

RANK	TEAM	W	L	T	WIN PCT.
1.	San Francisco 49ers	21	8	0	.724
2.	Kansas City Chiefs	21	11	0	.656
3.	New England Patriots	22	12	0	.647
4.	Seattle Seahawks	20	11	0	.645
5.	Pittsburgh Steelers	17	12	0	.586

CELEBRATING THE NEW YEAR (TAKE TWO)

- Pittsburgh owns a regular-season record of 15-3 (.833) in January since the 1970 NFL-AFL merger.
- The Steelers' 15 regular-season wins in January are the most in the NFL over the span.

MOST JANUARY WINS – SINCE 1970

RANK	TEAM	WINS
1.	Pittsburgh Steelers	15
2.	Seattle Seahawks	13
3.	Green Bay Packers	12
	New England Patriots	12
5.	Kansas City Chiefs	11
	Tampa Bay Buccaneers	11

- Pittsburgh's .833 regular-season win percentage in January is the best in the NFL over the span.

BEST JANUARY WIN PCT. – SINCE 1970

RANK	TEAM	W	L	T	WIN PCT.
1.	Pittsburgh Steelers	15	3	0	.833
2.	Seattle Seahawks	13	5	0	.722
3.	Green Bay Packers	12	6	0	.667
	New England Patriots	12	6	0	.667
5.	L.A. Chargers	10	6	0	.625

- The Steelers' seven regular-season home wins in January are tied for the third-most in the NFL over the span.

MOST JANUARY HOME WINS – SINCE 1970

RANK	TEAM	WINS
1.	New England Patriots	9
2.	Detroit Lions	8
3.	Pittsburgh Steelers	7
	Buffalo Bills	7
	Seattle Seahawks	7
	Green Bay Packers	7
	Tampa Bay Buccaneers	7
	Indianapolis Colts	7

- Pittsburgh's .778 regular-season home win percentage in January is the seventh-best in the NFL over the span.

BEST JANUARY HOME WIN PCT. – SINCE 1970

RANK	TEAM	W	L	T	WIN PCT.
1.	Jacksonville Jaguars	5	0	0	1.000
2.	Buffalo Bills	7	1	0	.875
	Seattle Seahawks	7	1	0	.875
4.	Minnesota Vikings	6	1	0	.857
	N.Y. Jets	6	1	0	.857
6.	New England Patriots	10	2	0	.833
7.	Pittsburgh Steelers	7	2	0	.778
8.	Detroit Lions	8	3	0	.727
9.	Cincinnati Bengals	5	2	0	.714
10.	Tampa Bay Buccaneers	7	3	0	.700
	Green Bay Packers	7	3	0	.700

- The Steelers' eight regular-season road wins in January are the most in the NFL over the span.

MOST JANUARY ROAD WINS – SINCE 1970

RANK	TEAM	WINS
1.	Pittsburgh Steelers	8
2.	Kansas City Chiefs	6
	Seattle Seahawks	6
	L.A. Chargers	6
5.	Green Bay Packers	5
	Tennessee Titans	5
	Las Vegas Raiders	5
	New Orleans Saints	5
	San Francisco 49ers	5
	Washington Commanders	5

- Pittsburgh's .889 regular-season road win percentage in January is the best in the NFL over the span.

BEST JANUARY ROAD WIN PCT. – SINCE 1970

RANK	TEAM	W	L	T	WIN PCT.
1.	Pittsburgh Steelers	8	1	0	.889
2.	Las Vegas Raiders	5	2	0	.714
	Washington Commanders	5	2	0	.714
4.	L.A. Chargers	6	3	0	.667
	Philadelphia Eagles	4	2	0	.667

- Pittsburgh owns a regular-season record of 10-2 (.833) since 2007, when **Mike Tomlin** took the reins as head coach of the Steelers.
- The Steelers' 10 regular-season wins in January under Tomlin are tied for the most in the NFL since 2007.

MOST JANUARY WINS – SINCE 2007

RANK	TEAM	WINS
1.	Pittsburgh Steelers	10
	Seattle Seahawks	10
3.	San Francisco 49ers	8
	Green Bay Packers	8
	Kansas City Chiefs	8
	Tampa Bay Buccaneers	8

- Pittsburgh's .833 regular-season win percentage in January under Tomlin is tied for the best in the NFL over the span.

BEST JANUARY WIN PCT. – SINCE 1970

RANK	TEAM	W	L	T	WIN PCT.
1.	Pittsburgh Steelers	10	2	0	.833
	Seattle Seahawks	10	2	0	.833
3.	San Francisco 49ers	8	4	0	.667
	Green Bay Packers	8	4	0	.667
	Kansas City Chiefs	8	4	0	.667
	Tampa Bay Buccaneers	8	4	0	.667

CLOCK TURNS TO NOVEMBER/DECEMBER

- Pittsburgh owns the NFL's best record in November and December with a 267-170-2 (.610) mark since the 1970 AFL-NFL merger.
- The Steelers have been undefeated in December six times (1972, 1976, 1978, 2004, 2014 and 2016).
- Pittsburgh has been undefeated in November four times (1975, 1994, 1995 and 2020).
- The Steelers' 267 wins in November and December are the most since the 1970 AFL-NFL merger.

MOST NOVEMBER/DECEMBER WINS – SINCE 1970

RANK	TEAM	WINS
1.	Pittsburgh Steelers	267
2.	Miami Dolphins	255
3.	Dallas Cowboys	252
4.	San Francisco 49ers	246
5.	Green Bay Packers	243
	Minnesota Vikings	243

- Pittsburgh's .610 win percentage in November and December is the best since the 1970 AFL-NFL merger.

BEST NOVEMBER/DECEMBER WIN PCT. – SINCE 1970

RANK	TEAM	W	L	T	WIN PCT.
1.	Pittsburgh Steelers	267	170	2	.610
2.	Baltimore Ravens	146	94	1	.608
3.	Miami Dolphins	255	185	0	.580
4.	Dallas Cowboys	252	188	0	.573
5.	San Francisco 49ers	246	185	1	.571

- Pittsburgh is 155-61-2 (.716) in November and December home games since the 1970 AFL-NFL merger.
- The Steelers' 155 home wins in November and December are the second-most since the 1970 AFL-NFL merger.

MOST NOVEMBER/DECEMBER HOME WINS – SINCE 1970

RANK	TEAM	WINS
1.	Miami Dolphins	156
2.	Pittsburgh Steelers	155
3.	Minnesota Vikings	147
4.	Dallas Cowboys	144
5.	San Francisco 49ers	142

- Pittsburgh's .716 home win percentage in November and December is the second-best since the 1970 AFL-NFL merger.

BEST NOVEMBER/DECEMBER HOME WIN PCT. – SINCE 1970

RANK	TEAM	W	L	T	WIN PCT.
1.	Baltimore Ravens	93	34	1	.730
2.	Pittsburgh Steelers	155	61	2	.716
3.	Green Bay Packers	140	64	3	.684
4.	Miami Dolphins	156	75	0	.675
5.	Minnesota Vikings	147	73	0	.668

- Pittsburgh is 112-109 (.507) in November and December road games since the 1970 AFL-NFL merger.
- The Steelers' 112 road wins in November and December are the second-most since the 1970 AFL-NFL merger.

MOST NOVEMBER/DECEMBER ROAD WINS – SINCE 1970

RANK	TEAM	WINS
1.	New England Patriots	113
2.	Pittsburgh Steelers	112
3.	Dallas Cowboys	108
4.	Philadelphia Eagles	106
5.	San Francisco 49ers	104
	Indianapolis Colts	104

- Pittsburgh's .507 road win percentage in November and December is the second-best since the 1970 AFL-NFL merger.

BEST NOVEMBER/DECEMBER ROAD WIN PCT. – SINCE 1970

RANK	TEAM	W	L	T	WIN PCT.
1.	Dallas Cowboys	108	104	0	.509
2.	Pittsburgh Steelers	112	109	0	.507
3.	San Francisco 49ers	104	104	0	.500
4.	Philadelphia Eagles	106	108	4	.495
5.	New England Patriots	113	116	0	.493

- Pittsburgh owns a 93-56-1 (.623) record in November and December since 2007.
- The Steelers' 93 wins in November and December are the third-most in the NFL over the span.

MOST NOVEMBER/DECEMBER WINS – SINCE 2007

RANK	TEAM	WINS
1.	Baltimore Ravens	95
2.	New England Patriots	94
3.	Pittsburgh Steelers	93
4.	Indianapolis Colts	91
5.	Dallas Cowboys	90
	Green Bay Packers	90

- Pittsburgh's .623 win percentage in November and December is the third-best in the NFL over the span.

BEST NOVEMBER/DECEMBER WIN PCT. – SINCE 2007

RANK	TEAM	W	L	T	WIN PCT.
1.	New England Patriots	94	49	0	.657
2.	Baltimore Ravens	95	55	0	.633
3.	Pittsburgh Steelers	93	56	1	.623
4.	Indianapolis Colts	90	58	0	.608
5.	Green Bay Packers	90	59	1	.603

- Pittsburgh owns a 54-23-1 (.699) home record in November and December since 2007.
- The Steelers' 54 home wins in November and December are tied for the second-most in the NFL over the span.

MOST NOVEMBER/DECEMBER HOME WINS – SINCE 2007

RANK	TEAM	WINS
1.	Baltimore Ravens	59
2.	Pittsburgh Steelers	54
	Green Bay Packers	54
4.	Minnesota Vikings	52
5.	Seattle Seahawks	48
	New England Patriots	48
	Indianapolis Colts	48
	Kansas City Chiefs	48
	Miami Dolphins	48

- Pittsburgh's .699 home win percentage in November and December is the fourth-best in the NFL over the span.

BEST NOVEMBER/DECEMBER HOME WIN PCT. – SINCE 2007

RANK	TEAM	W	L	T	WIN PCT.
1.	Green Bay Packers	54	18	1	.747
2.	Baltimore Ravens	59	21	0	.738
3.	New England Patriots	48	20	0	.706
4.	Pittsburgh Steelers	54	23	1	.699
5.	Minnesota Vikings	52	24	0	.684

- Pittsburgh is 39-33 (.542) in November and December road games since 2007.
- The Steelers' 39 road wins in November and December are the seventh-most in the NFL over the span.

MOST NOVEMBER/DECEMBER ROAD WINS – SINCE 2007

RANK	TEAM	WINS
1.	New England Patriots	46
2.	Dallas Cowboys	44
3.	Indianapolis Colts	42
4.	New Orleans Saints	41
5.	Philadelphia Eagles	40
	L.A. Chargers	40
7.	Pittsburgh Steelers	39
8.	Kansas City Chiefs	36
	Green Bay Packers	36
	Baltimore Ravens	36

- Pittsburgh's .542 road win percentage in November and December is the seventh-best in the NFL over the span.

BEST NOVEMBER/DECEMBER ROAD WIN PCT. – SINCE 2007

RANK	TEAM	W	L	T	WIN PCT.
1.	New England Patriots	46	29	0	.613
2.	Dallas Cowboys	44	32	0	.579
3.	New Orleans Saints	41	31	0	.569
4.	Indianapolis Colts	42	32	0	.568
5.	Philadelphia Eagles	40	32	1	.555
6.	L.A. Chargers	40	33	0	.548
7.	Pittsburgh Steelers	39	33	0	.542
8.	Kansas City Chiefs	36	34	0	.514
	Baltimore Ravens	36	34	0	.514
10.	Seattle Seahawks	35	35	0	.500

OCTOBER REIGN

- Pittsburgh owns the NFL's best record in the month of October with a 144-75 (.658) mark since the 1970 AFL-NFL merger.
- Pittsburgh has been undefeated in October 10 times (1974, 1975, 1983, 1997, 2000, 2001, 2004, 2009, 2018, 2020).
- Pittsburgh's 144 wins in the month of October are the most since the 1970 AFL-NFL merger.

MOST OCTOBER WINS – SINCE 1970

RANK	TEAM	WINS
1.	Pittsburgh Steelers	144
2.	New England Patriots	133
3.	Denver Broncos	127
4.	Minnesota Vikings	124
5.	Dallas Cowboys	123

- The Steelers' .658 win percentage in the month of October is the best since the 1970 AFL-NFL merger.

BEST OCTOBER WIN PCT. – SINCE 1970

RANK	TEAM	W	L	T	WIN PCT.
1.	Pittsburgh Steelers	144	75	0	.658
2.	New England Patriots	133	97	0	.578
3.	Denver Broncos	127	94	1	.574
4.	Minnesota Vikings	124	92	0	.574
5.	Dallas Cowboys	123	96	0	.562

- Pittsburgh is 85-25 (.773) in October home games since the 1970 AFL-NFL merger.

- The Steelers' 85 home wins in the month of October are the most since the 1970 AFL-NFL merger.

MOST OCTOBER HOME WINS – SINCE 1970

RANK	TEAM	WINS
1.	Pittsburgh Steelers	85
2.	New England Patriots	78
3.	Dallas Cowboys	75
4.	Washington Commanders	72
5.	Denver Broncos	71

- Pittsburgh's .771 home win percentage in the month of October is the best since the 1970 AFL-NFL merger.

BEST OCTOBER HOME WIN PCT. – SINCE 1970

RANK	TEAM	W	L	T	WIN PCT.
1.	Pittsburgh Steelers	85	25	0	.773
2.	Dallas Cowboys	75	35	0	.682
3.	Minnesota Vikings	70	35	0	.667
	New England Patriots	78	39	0	.667
5.	Washington Commanders	72	37	0	.661

- Pittsburgh is 59-50 (.541) in October road games since the 1970 AFL-NFL merger.
- The Steelers' 59 road wins in the month of October are the most since the 1970 AFL-NFL merger.

MOST OCTOBER ROAD WINS – SINCE 1970

RANK	TEAM	WINS
1.	Pittsburgh Steelers	59
2.	San Francisco 49ers	56
	Denver Broncos	56
4.	New England Patriots	55
	Indianapolis Colts	55

- Pittsburgh's .541 road win percentage in the month of October is the best since the 1970 AFL-NFL merger.

BEST OCTOBER ROAD WIN PCT. – SINCE 1970

RANK	TEAM	W	L	T	WIN PCT.
1.	Pittsburgh Steelers	59	50	0	.541
2.	San Francisco 49ers	56	51	1	.523
3.	Denver Broncos	56	54	0	.509
4.	Las Vegas Raiders	52	52	1	.500
	Miami Dolphins	54	54	0	.500

- Pittsburgh owns a 47-22 (.681) record in October since 2007.
- The Steelers' 47 wins in October are the third-most in the NFL over the span.

MOST OCTOBER WINS – SINCE 2007

RANK	TEAM	WINS
1.	New England Patriots	55
2.	New Orleans Saints	48
3.	Pittsburgh Steelers	47
4.	Green Bay Packers	46
5.	Kansas City Chiefs	42

- Pittsburgh's .681 win percentage in October is the third-best in the NFL over the span.

BEST OCTOBER WIN PCT. – SINCE 2007

RANK	TEAM	W	L	T	WIN PCT.
1.	New England Patriots	55	22	0	.714
2.	Green Bay Packers	46	21	0	.687
3.	Pittsburgh Steelers	47	22	0	.681
4.	New Orleans Saints	48	23	0	.676
5.	Kansas City Chiefs	42	28	0	.600

- Pittsburgh owns a 28-9 (.757) home record in October since 2007.
- The Steelers' 28 home wins in October are the second-most in the NFL over the span.

MOST OCTOBER HOME WINS – SINCE 2007

RANK	TEAM	WINS
1.	New England Patriots	30
2.	Pittsburgh Steelers	28
3.	New Orleans Saints	26
4.	Green Bay Packers	25
	Houston Texans	25

- Pittsburgh's .757 home win percentage in October is the second-best in the NFL over the span.

BEST OCTOBER HOME WIN PCT. – SINCE 2007

RANK	TEAM	W	L	T	WIN PCT.
1.	Green Bay Packers	25	8	0	.758
2.	Pittsburgh Steelers	28	9	0	.757
3.	New England Patriots	30	10	0	.750
4.	New Orleans Saints	26	10	0	.722
5.	Indianapolis Colts	21	11	0	.656

- Pittsburgh is 19-13 (.594) in October road games since 2007.
- The Steelers' 19 road wins in October are tied for the eighth-most in the NFL over the span.

MOST OCTOBER ROAD WINS – SINCE 2007

RANK	TEAM	WINS
1.	New England Patriots	25
2.	New Orleans Saints	22
	Seattle Seahawks	22
4.	Kansas City Chiefs	21
	Philadelphia Eagles	21
	Green Bay Packers	21
7.	Baltimore Ravens	20
8.	Pittsburgh Steelers	19
	Buffalo Bills	19
	Minnesota Vikings	19

- Pittsburgh's .594 road win percentage in October is the fifth-best in the NFL over the span.

BEST OCTOBER ROAD WIN PCT. – SINCE 2007

RANK	TEAM	W	L	T	WIN PCT.
1.	New England Patriots	25	12	0	.676
2.	New Orleans Saints	22	13	0	.629
3.	Kansas City Chiefs	21	13	0	.618
	Green Bay Packers	21	13	0	.618
5.	Pittsburgh Steelers	19	13	0	.594
6.	Philadelphia Eagles	21	15	0	.583
7.	Seattle Seahawks	22	17	1	.563
8.	Minnesota Vikings	19	17	0	.528
9.	Buffalo Bills	19	19	0	.500
	Baltimore Ravens	20	20	0	.500

STEELERS OWN WEEK 17, 18

- Pittsburgh is 26-14 (.650) in Weeks 17 and 18 since the start of the 1990 season.
- The Steelers' 26 such victories are the second-most in the NFL since 1990.

MOST VICTORIES IN WEEKS 17, 18 – SINCE 1990

RANK	TEAM	WINS
1.	Green Bay Packers	28
2.	Pittsburgh Steelers	26
3.	Tennessee Titans	25
	Kansas City Chiefs	25
	Seattle Seahawks	25

- Pittsburgh's .650 winning percentage in Weeks 17 and 18 is the second-highest in the NFL since 1990.

HIGHEST WIN PCT. IN WEEKS 17, 18 – SINCE 1990

RANK	TEAM	W	L	T	WIN PCT.
1.	Green Bay Packers	28	12	0	.700
2.	Pittsburgh Steelers	26	14	0	.650
3.	Tennessee Titans	25	15	0	.625
	Kansas City Chiefs	25	15	0	.625
	Seattle Seahawks	25	15	0	.625

- Pittsburgh is 15-3 (.833) at home in Weeks 17 and 18 since the start of the 1990 season.
- The Steelers' 15 home victories are tied for the fifth-most in the NFL since 1990.

MOST HOME VICTORIES IN WEEKS 17, 18 – SINCE 1990

RANK	TEAM	WINS
1.	Cincinnati Bengals	17
	Indianapolis Colts	17
3.	Green Bay Packers	16
	New England Patriots	16
5.	Pittsburgh Steelers	15
	Three other teams tied with	15

- Pittsburgh's .833 home winning percentage in Weeks 17 and 18 is the second-highest in the NFL since 1990 (min. 10 games played).

HIGHEST HOME WIN PCT. IN WEEKS 17, 18 – SINCE 1990 (MIN. 10)

RANK	TEAM	W	L	T	WIN PCT.
1.	Jacksonville Jaguars	11	0	0	1.000
2.	Pittsburgh Steelers	15	3	0	.833
3.	Kansas City Chiefs	13	3	0	.813
4.	Green Bay Packers	16	4	0	.800
5.	Cincinnati Bengals	17	6	0	.739
	Indianapolis Colts	17	6	0	.739

- Pittsburgh is 17-5 (.773) in Weeks 17 and 18 since 2007, when **Mike Tomlin** took the reigns as head coach of the Steelers.
- The Steelers' 17 victories under Tomlin are the most in the NFL since 2007.

MOST VICTORIES IN WEEKS 17, 18 – SINCE 2007

RANK	TEAM	WINS
1.	Pittsburgh Steelers	17
2.	San Francisco 49ers	15
	Seattle Seahawks	15
4.	Green Bay Packers	14
	Kansas City Chiefs	14
	L.A. Chargers	14

- Pittsburgh's .773 winning percentage in Weeks 17 and 18 under Tomlin is the highest in the NFL since 2007.

HIGHEST WIN PCT. IN WEEKS 17, 18 – SINCE 2007

RANK	TEAM	W	L	T	WIN PCT.
1.	Pittsburgh Steelers	17	5	0	.773
2.	San Francisco 49ers	15	7	0	.682
	Seattle Seahawks	15	7	0	.682
4.	Green Bay Packers	14	8	0	.636
	Kansas City Chiefs	14	8	0	.636
	L.A. Chargers	14	8	0	.636

- Pittsburgh is 9-2 (.818) at home in Weeks 17 and 18 since 2007, when **Mike Tomlin** took the reigns as head coach of the Steelers.
- The Steelers' nine home victories are tied for the fifth-most in the NFL since 2007.

MOST HOME VICTORIES IN WEEKS 17, 18 – SINCE 2007

RANK	TEAM	WINS
1.	Cincinnati Bengals	10
	Buffalo Bills	10
	Indianapolis Colts	10
	New England Patriots	10
5.	Pittsburgh Steelers	9
	Minnesota Vikings	9
	Denver Broncos	9

- Pittsburgh's .818 home winning percentage in Weeks 17 and 18 is the third-highest in the NFL since 2007 (min. nine games played).

HIGHEST HOME WIN PCT. IN WEEKS 17, 18 – SINCE 1990 (MIN. 9)

RANK	TEAM	W	L	T	WIN PCT.
1.	Buffalo Bills	10	2	0	.833
	Cincinnati Bengals	10	2	0	.833
3.	Pittsburgh Steelers	9	2	0	.818
4.	L.A. Chargers	7	2	0	.778
5.	New England Patriots	10	4	0	.714
	Indianapolis Colts	10	4	0	.714

STEELERS VS. JOE BURROW

- Pittsburgh picked off Cincinnati QB Joe Burrow once in Week 13, six times in the two meetings in 2022 (Week 1 and Week 11), and nine times in the last five meetings.
- Burrow has not thrown more than five interceptions against any other opponent in his NFL career.
- The Steelers are one of four teams in the NFL to defeat Burrow at least three times.
- Pittsburgh's three victories in games Burrow has started is tied for the third-most in the NFL since the quarterback entered the League in 2020.

MOST WINS VS. JOE BURROW

RANK	TEAM	WINS
1.	Baltimore Ravens	6
2.	Cleveland Browns	5
3.	Pittsburgh Steelers	3
	L.A. Chargers	3
5.	Washington Commanders	2

- The Steelers have intercepted Burrow nine times in his career, which is the most despite the total coming in just six games.

MOST INTERCEPTIONS BY JOE BURROW VS. OPPONENT

RANK	TEAM (GP)	INT
1.	Pittsburgh Steelers (6)	9
2.	Cleveland Browns (7)	5
	Baltimore Ravens (9)	5
4.	L.A. Chargers (3)	3
	Chicago Bears (1)	3

- The Steelers have forced Burrow into 14 turnovers in his career, which is the most despite the total coming in just six games.

MOST GIVEAWAYS BY JOE BURROW VS. OPPONENT

RANK	TEAM (GP)	GIVEAWAYS
1.	Pittsburgh Steelers (6)	14
2.	Baltimore Ravens (9)	9
	Cleveland Browns (7)	9
4.	L.A. Chargers (3)	6
5.	New England Patriots (2)	5

- The Steelers have sacked Burrow 19 times in his career, which is the third-most despite the total coming in just six games.

MOST SACKS OF JOE BURROW VS. OPPONENT

RANK	TEAM (GP)	SACKS
1.	Baltimore Ravens (9)	28.0
2.	Cleveland Browns (7)	24.0
3.	Pittsburgh Steelers (6)	19.0
4.	L.A. Chargers (3)	12.0
5.	Philadelphia Eagles (1)	9.0

- The six interceptions in 2022 against Burrow by the Steelers came from five different players, including **T.J. Watt** (two), **Minkah Fitzpatrick** and **Cameron Sutton**.
- Pittsburgh's six interceptions of Burrow in 2022 were tied for the third-most vs. an opposing QB in a single season for the Steelers since the 1970 AFL-NFL merger.
- The only quarterbacks with more interceptions against Pittsburgh in a single season are Cleveland's Brian Sipe (seven in 1981) and Houston's Dan Pastorini (seven in 1977).

MOST INTERCEPTIONS VS. PITTSBURGH IN A SEASON – SINCE 1970

RANK	QUARTERBACK. TEAM (YEAR)	INT
1.	Brian Sipe, Cleveland Browns (1981)	7
	Dan Pastorini, Houston Oilers (1977)	7
3.	Joe Burrow, Cincinnati (2022)	6
	Vinny Testaverde, Cleveland Browns (1994)	6
	Warren Moon, Houston Oilers (1991)	6
	Brian Sipe, Cleveland Browns (1983)	6
	Ken Stabler, Houston Oilers (1980)	6
	Mike Phipps, Cleveland Browns (1973)	6

STEELERS VS. LAMAR JACKSON

- Baltimore's Lamar Jackson is 70-24 (.745) in his career as a starting quarterback, which is the third-best in NFL history (min. 75 games started), but has lost four of his six starts vs. Pittsburgh.
- The Steelers are one of three teams in the NFL to defeat Jackson at least four times (Kansas City and Cleveland, 4).
- Pittsburgh's four victories in games Jackson has started is tied for the most in the NFL since the quarterback entered the League in 2018.

MOST WINS VS. LAMAR JACKSON – SINCE 2018

RANK	TEAM	WINS
1.	Pittsburgh Steelers	4
	Kansas City Chiefs	4
	Cleveland Browns	4
4.	Miami Dolphins	2
	Las Vegas Raiders	2

- Pittsburgh's .667 win percentage is tied for the second-best of any team in the League with at least four meetings against Jackson.

BEST WIN PCT. VS. LAMAR JACKSON – SINCE 2018

RANK	TEAM	W	L	T	WIN PCT.
1.	Kansas City Chiefs	4	1	0	.800
2.	Pittsburgh Steelers	4	2	0	.667
3.	Las Vegas Raiders	2	1	0	.667
4.	Tennessee Titans	1	1	0	.500
	N.Y. Giants	1	1	0	.500
	Miami Dolphins	1	1	0	.500

LAMAR JACKSON CAREER STARTS VS. PITTSBURGH

DATE	SCORE	C-A-Y-PCT.	TD	INT	SK	RTG
12/21/2024	L, 17-34	15-23-198-65.2	3	1	1	115.4
11/17/2024	W, 18-16	16-33-205-48.5	1	1	1	66.1
10/08/2023	L, 10-17	22-38-236-57.9	0	1	4	65.2
12/05/2021	L, 20-19	23-37-219-62.2	1	1	7	80.1
11/01/2020	L, 28-24	13-28-192-46.4	2	2	4	65.8
10/06/2019	W, 26-23 ot	19-28-139-67.9	1	3	5	54.9
	2-4	18.0-31.2-193.8-57.8	8	9	23	72.8
*indicates game played at Acrisure Stadium						

- Jackson's 72.8 passer rating in six games vs. Pittsburgh is the lowest of his career against any single opponent (min. four games played).

LOWEST PASSER RATING BY LAMAR JACKSON VS. OPPONENT (MIN. 4)

RANK	TEAM (GP)	RTG
1.	Pittsburgh Steelers (6)	72.8
2.	Kansas City Chiefs (5)	80.9
3.	L.A. Chargers (4)	92.1
4.	Cleveland Browns (12)	96.9
5.	Cincinnati Bengals (11)	101.2

- Jackson's 57.8 completion percentage in six games vs. Pittsburgh is the second-lowest of his career against any single opponent (min. two games played).

LOWEST COMPLETION PCT. BY LAMAR JACKSON VS. OPPONENT (MIN. 2)

RANK	TEAM (GP)	COMP. PCT.
1.	Kansas City Chiefs (5)	57.3
2.	Pittsburgh Steelers (6)	57.8
3.	N.Y. Jets (2)	59.3
4.	Jacksonville Jaguars (3)	59.8
5.	L.A. Rams (2)	60.6

- The Steelers have intercepted Jackson nine times in his career, which is the most despite the total coming in just six games.

MOST INTERCEPTIONS BY LAMAR JACKSON VS. OPPONENT

RANK	TEAM (GP)	INT
1.	Pittsburgh Steelers (6)	9
2.	Cleveland Browns (12)	8
3.	Cincinnati Bengals (11)	5
4.	Buffalo Bills (3)	3
	Washington Commanders (2)	3
	Las Vegas Raiders (3)	3

- The Steelers have sacked Jackson 23 times in his career, which is the second-most despite the total coming in just six games.

MOST SACKS VS. LAMAR JACKSON VS. OPPONENT

RANK	TEAM (GP)	SACKS
1.	Cleveland Browns (12)	30.0
2.	Pittsburgh Steelers (6)	23.0
3.	Cincinnati Bengals (11)	16.0
4.	Kansas City Chiefs (5)	11.0
5.	Houston Texans (4)	9.0
	L.A. Chargers (4)	9.0

WHEN FACING STARTING QB DRAFTED NO. 1 OVERALL

- Pittsburgh has played 114 games in franchise history against an opposing starting QB who was drafted No. 1 overall.
- The Steelers are 69-41-4 (.623) overall when facing a starting QB who was drafted No. 1 overall.
- Pittsburgh ranks first in winning percentage and fifth in victories in the regular season when facing a starting QB who was drafted No. 1 overall (since 1950).
- The Steelers played James Winston in Week 12 and Week 14 and Joe Burrow in Week 13 and Week 18.
- Pittsburgh played three games in 2023 against an opposing starting QB who was drafted No. 1 overall (Week 7 vs. Matt Stafford; Week 8 vs. Trevor Lawrence and Week 13 vs. Tyler Murray).
- Pittsburgh played two games in 2022 against an opposing starting QB who was drafted No. 1 overall (Week 1 and Week 11 vs. Joe Burrow).
- The Steelers played five games in 2021 against an opposing starting QB who was drafted No. 1 overall (Joe Burrow, 2; Baker Mayfield, 2; Jared Goff 1).
- Pittsburgh also played five games in 2020 against an opposing starting QB who was drafted No. 1 overall (Baker Mayfield, 3; Alex Smith, 1; Joe Burrow, 1).
- Pittsburgh is 37-22-4 (.619) in the regular season at home when facing a starting QB who was drafted No. 1 overall.
- The Steelers are 32-19 (.627) in the regular season on the road when facing a starting QB who was drafted No. 1 overall.

HIGHEST WIN PCT. VS. STARTING QB DRAFTED NO. 1 – SINCE 1950

RANK	TEAM	W	L	T	WIN PCT.
1.	Pittsburgh Steelers	69	41	4	.623
2.	Philadelphia Eagles	88	55	2	.614
3.	New England Patriots	63	46	0	.578
4.	Denver Broncos	56	42	0	.571
5.	Green Bay Packers	72	60	1	.545
6.	Buffalo Bills	65	55	0	.542
7.	Baltimore Ravens	49	42	0	.538
8.	Miami Dolphins	62	54	0	.534
9.	San Francisco 49ers	77	68	1	.531
10.	Dallas Cowboys	61	54	1	.530

MOST WINS VS. STARTING QB DRAFTED NO. 1 – SINCE 1950

RANK	TEAM	WINS
1.	Philadelphia Eagles	88
2.	San Francisco 49ers	77
3.	Green Bay Packers	72
	Seattle Seahawks	72
5.	Pittsburgh Steelers	69
6.	Indianapolis Colts	66
	New Orleans Saints	66
8.	Buffalo Bills	65
9.	New England Patriots	63
10.	Miami Dolphins	62

- Carson Palmer leads all quarterbacks drafted No. 1 overall with 15 career starts against Pittsburgh.

MOST STARTS BY QB DRAFTED NO. 1 VS. STEELERS – SINCE 1950

RANK	TEAM	STARTS
1.	Carson Palmer	15
2.	Vinny Testaverde	13
3.	John Elway	9
4.	Baker Mayfield	8
	Alex Smith	8
6.	Joe Burrow	7
	Tim Couch	7
	Drew Bledsoe	7
9.	Peyton Manning	6
10.	Mike Vick	4
	Matthew Stafford	4
	Jim Plunkett	4
	Eli Manning	4

- Pittsburgh is 29-19-1 (.602) in the regular season under head coach **Mike Tomlin** when facing a starting QB who was drafted No. 1 overall.
- His .602 regular-season winning percentage when facing a starting QB who was drafted No. 1 overall is the second-highest in the NFL since 2007.

HIGHEST WIN PCT. VS. STARTING QB DRAFTED NO. 1 – SINCE 2007

RANK	TEAM	W	L	T	WIN PCT.
1.	New England Patriots	27	15	0	.643
2.	Pittsburgh Steelers	29	19	1	.602
3.	Philadelphia Eagles	42	28	1	.599
4.	Denver Broncos	28	19	0	.596
5.	Green Bay Packers	40	29	0	.580
6.	Atlanta Falcons	41	30	0	.577
7.	Seattle Seahawks	43	32	1	.572
8.	Buffalo Bills	24	19	0	.558
9.	New Orleans Saints	43	35	0	.551
10.	Dallas Cowboys	39	33	0	.542

- His 29 regular-season victories when facing a starting QB who was drafted No. 1 overall is tied for the 11th-most in the NFL since 2007.

MOST WINS VS. STARTING QB DRAFTED NO. 1 – SINCE 2007

RANK	TEAM	WINS
1.	New Orleans Saints	43
	Seattle Seahawks	43
3.	Philadelphia Eagles	42
4.	Atlanta Falcons	41
5.	Green Bay Packers	40
6.	Dallas Cowboys	39
7.	San Francisco 49ers	38
8.	Minnesota Vikings	36
9.	Chicago Bears	31
	Baltimore Ravens	31
11.	Pittsburgh Steelers	29
	Arizona Cardinals	29

WHEN FACING ROOKIE STARTING QB

- Pittsburgh has played 66 regular-season games against an opposing rookie starting QB since the 1970 AFL-NFL merger.
- The Steelers are 51-15 (.773) in the regular-season when facing a rookie starting QB since the 1970 AFL-NFL merger.
- The Steelers rank first in victories and second in winning percentage in the regular season when facing a rookie starting QB since the 1970 AFL-NFL merger.

MOST WINS VS. ROOKIE STARTING QB – SINCE 1970

RANK	TEAM	WINS
1.	Pittsburgh Steelers	51
2.	Miami Dolphins	47
3.	New Orleans Saints	44
4.	New England Patriots	41
	Arizona Cardinals	41

HIGHEST WIN PCT. VS. ROOKIE STARTING QB – SINCE 1970

RANK	TEAM	W	L	T	WIN PCT.
1.	Miami Dolphins	47	13	0	.783
2.	Pittsburgh Steelers	51	15	0	.773
3.	Baltimore Ravens	33	12	0	.733
4.	Minnesota Vikings	38	14	0	.731
5.	Seattle Seahawks	33	13	0	.717

- Pittsburgh has won 12 of its last 14 and 25 of its last 30 games when facing a rookie starting QB.
- The Steelers are 27-4 (.871) in the regular season at home when facing a rookie starting QB since the 1970 AFL-NFL merger.
- The Steelers rank first in victories and second in winning percentage in the regular season when facing a rookie starting QB at home since the 1970 AFL-NFL merger.

MOST HOME WINS VS. ROOKIE STARTING QB – SINCE 1970

RANK	TEAM	WINS
1.	Pittsburgh Steelers	27
2.	New Orleans Saints	26
	Miami Dolphins	26
4.	Arizona Cardinals	25
	Cincinnati Bengals	25

HIGHEST HOME WIN PCT. VS. ROOKIE STARTING QB – SINCE 1970

RANK	TEAM	W	L	T	WIN PCT.
1.	Baltimore Ravens	22	3	0	.880
2.	Pittsburgh Steelers	27	4	0	.871
3.	Miami Dolphins	26	5	0	.839
4.	Philadelphia Eagles	20	4	1	.820
5.	Carolina Panthers	16	4	0	.800

- Pittsburgh is 24-11 (.686) in the regular season on the road when facing a rookie starting QB since the 1970 AFL-NFL merger.
- The Steelers rank first in victories and third in winning percentage in the regular season when facing a rookie starting QB on the road since the 1970 AFL-NFL merger.

MOST ROAD WINS VS. ROOKIE STARTING QB – SINCE 1970

RANK	TEAM	WINS
1.	Pittsburgh Steelers	24
2.	Miami Dolphins	21
	Green Bay Packers	21
4.	San Francisco 49ers	20
	New England Patriots	20

HIGHEST ROAD WIN PCT. VS. ROOKIE STARTING QB – SINCE 1970

RANK	TEAM	W	L	T	WIN PCT.
1.	Miami Dolphins	21	8	0	.724
2.	Kansas City Chiefs	15	6	0	.714
3.	Pittsburgh Steelers	24	11	0	.686
4.	Minnesota Vikings	19	9	0	.679
5.	Seattle Seahawks	12	6	0	.667

STEELERS SAVE THEIR BEST FOR LAST

- Pittsburgh is 43-13 (.768) in regular-season home finales since the 1970 NFL-AFL merger.
- The Steelers' 43 regular-season wins in home finales are the most since the 1970 NFL-AFL merger.

MOST WINS IN REGULAR-SEASON HOME FINALES – SINCE 1970

RANK	TEAM	WINS
1.	Pittsburgh Steelers	43
2.	Cincinnati Bengals	42
3.	New England Patriots	41
4.	Kansas City Chiefs	40
5.	Indianapolis Colts	39

- Pittsburgh's .768 regular-season win percentage in home finales is the best since the 1970 NFL-AFL merger.

BEST REGULAR-SEASON HOME FINALE WIN PCT. – SINCE 1970

RANK	TEAM	W	L	T	WIN PCT.
1.	Pittsburgh Steelers	43	13	0	.768
2.	Cincinnati Bengals	42	14	0	.750
3.	Baltimore Ravens	22	8	0	.733
4.	New England Patriots	41	15	0	.732
5.	Kansas City Chiefs	40	16	0	.714

- Pittsburgh is 16-3 (.842) in regular-season home finales under head coach **Mike Tomlin** (since 2007).
- The Steelers' 16 regular-season wins in home finales since 2007, when **Mike Tomlin** took the reigns as head coach, is tied for the second-most in the NFL.

MOST WINS IN REGULAR SEASON HOME FINALES – SINCE 2007

RANK	TEAM	WINS
1.	Cincinnati Bengals	17
2.	Pittsburgh Steelers	16
	New England Patriots	16
4.	San Francisco 49ers	14
	L.A. Chargers	14

- Pittsburgh's .842 regular-season win percentage in home finales since 2007, when **Mike Tomlin** took the reigns as head coach, is tied for the second-best in the NFL.

BEST REGULAR-SEASON HOME FINALE WIN PCT. – SINCE 2007

RANK	TEAM	W	L	T	WIN PCT.
1.	Cincinnati Bengals	17	2	0	.895
2.	Pittsburgh Steelers	16	3	0	.842
	New England Patriots	16	3	0	.842
4.	San Francisco 49ers	14	4	0	.778
5.	L.A. Chargers	14	5	0	.737

- The Steelers have played Cincinnati in nine home finales since the 1970 NFL-AFL merger.
- Pittsburgh is 5-4 (.556) in those nine meetings, including 3-1 under Tomlin.
- The Steelers have played Cleveland in 18 home finales since the 1970 NFL-AFL merger.
- Pittsburgh is 17-1 (.944) in those 18 previous meetings, including 8-0 under Tomlin.

REGULAR-SEASON FINALES

- Pittsburgh owns an all-time record of 46-42 (.523) in regular-season finales.
- The Steelers own a home record of 22-6 (.786) in regular-season finales.
- Pittsburgh owns a road record of 24-36 (.400) in regular-season finales.
- Pittsburgh registered an 11-game win streak in regular-season finales into the Week 17 matchup at Baltimore in 2019.
- The Steelers have captured 13 of their last 16 regular-season finales at home.
- Pittsburgh has captured 21 of its last 27 regular-season finales, including 14 of 18 under head coach **Mike Tomlin**.
- Since 1978 (when the NFL went to the 16-game schedule), Pittsburgh is 29-18 (.617) in regular-season finales.
- The Steelers' 29 wins in regular-season finales are tied for the second-most in the NFL since 1978.

MOST WINS IN REGULAR-SEASON FINALES – SINCE 1978

RANK	TEAM	WINS
1.	Kansas City Chiefs	31
2.	Pittsburgh Steelers	29
	Green Bay Packers	29
4.	New England Patriots	28
	Philadelphia Eagles	28
	Seattle Seahawks	28
7.	San Francisco 49ers	27
	Tennessee Titans	27
	Indianapolis Colts	27
	Washington Commanders	27

- Pittsburgh's .617 win percentage in regular-season finales is tied for the second-best in the NFL since 1978.

BEST WIN PCT. IN REGULAR-SEASON FINALES – SINCE 1978

RANK	TEAM	W	L	T	WIN PCT.
1.	Kansas City Chiefs	31	16	0	.660
2.	Pittsburgh Steelers	29	18	0	.617
	Green Bay Packers	29	18	0	.617
4.	New England Patriots	28	19	0	.596
	Philadelphia Eagles	28	19	0	.596
	Seattle Seahawks	28	19	0	.596
7.	San Francisco 49ers	27	20	0	.574
	Tennessee Titans	27	20	0	.574
	Indianapolis Colts	27	20	0	.574
	Washington Commanders	27	20	0	.574

- Pittsburgh is 14-4 (.778) in regular-season finales since 2007, when **Mike Tomlin** took the reigns as head coach of the Steelers.
- The Steelers' 14 wins in regular-season finales under Tomlin are the most in the NFL since 2007.

MOST WINS IN REGULAR-SEASON FINALES – SINCE 2007

RANK	TEAM	WINS
1.	Pittsburgh Steelers	14
2.	San Francisco 49ers	12
3.	Minnesota Vikings	11
	Green Bay Packers	11
	Tennessee Titans	11

- Pittsburgh's .778 win percentage in regular-season finales under Tomlin is the best in the NFL since 2007.

BEST WIN PCT. IN REGULAR-SEASON FINALES – SINCE 2007

RANK	TEAM	W	L	T	WIN PCT.
1.	Pittsburgh Steelers	14	4	0	.778
2.	San Francisco 49ers	12	6	0	.667
3.	Green Bay Packers	11	7	0	.611
	Minnesota Vikings	11	7	0	.611
	Tennessee Titans	11	7	0	.611

UNDER THE LIGHTS

- Pittsburgh is 100-71 (.585) in regular-season primetime games since the 1970 AFL-NFL merger.
- The Steelers made five primetime regular-season appearances in 2024 (Week 5 vs. Dallas; Week 3 at Las Vegas; Week 7 vs. N.Y. Jets; Week 8 vs. N.Y. Giants; Week 12 at Cleveland; Week 18 vs. Cincinnati).
- The Steelers are 2-5 (.286) in postseason primetime games since the 1970 AFL-NFL merger.
- The 2024 Wild Card meeting was the 19th meeting between the Steelers and Ravens in primetime.
- The Steelers are 9-10 (.474) in primetime games vs. Baltimore since the 1970 AFL-NFL merger.
- Pittsburgh's seven postseason appearances in primetime are tied for the second-most in the NFL since the 1970 AFL-NFL merger.

MOST POSTSEASON PRIMETIME GAMES – SINCE 1970

RANK	TEAM	GAMES
1.	New England Patriots	11
2.	Pittsburgh Steelers	7
	Green Bay Packers	7
4.	Philadelphia Eagles	6
	Dallas Cowboys	6
	Baltimore Ravens	6
	L.A. Rams	6

- Pittsburgh's 171 regular-season appearances in primetime are the second-most in the NFL since the 1970 AFL-NFL merger.

MOST REGULAR-SEASON PRIMETIME GAMES – SINCE 1970

RANK	TEAM	GAMES
1.	Dallas Cowboys	194
2.	Pittsburgh Steelers	171
3.	Denver Broncos	160
4.	N.Y. Giants	156
5.	Green Bay Packers	154

- The Steelers' 100 regular-season wins in primetime are the second-most in the NFL since the 1970 AFL-NFL merger.

MOST REGULAR-SEASON PRIMETIME WINS – SINCE 1970

RANK	TEAM	WINS
1.	Dallas Cowboys	108
2.	Pittsburgh Steelers	100
3.	San Francisco 49ers	91
4.	Philadelphia Eagles	87
	Green Bay Packers	87

- Pittsburgh's .585 regular-season win percentage in primetime is the fourth-best in the NFL since the 1970 AFL-NFL merger (min. 100 games).

BEST REGULAR-SEASON PRIMETIME WIN PCT. – SINCE 1970 (MIN. 100)

RANK	TEAM	W	L	T	WIN PCT.
1.	Kansas City Chiefs	76	43	0	.639
2.	Seattle Seahawks	67	42	1	.614
3.	San Francisco 49ers	91	60	0	.603
4.	Pittsburgh Steelers	100	71	0	.585
5.	Philadelphia Eagles	87	64	0	.576

- Pittsburgh's 76 regular-season home appearances in primetime are tied for the sixth-most in the NFL since the 1970 AFL-NFL merger.

MOST REGULAR-SEASON HOME PRIMETIME GAMES – SINCE 1970

RANK	TEAM	GAMES
1.	Miami Dolphins	91
2.	Dallas Cowboys	88
3.	San Francisco 49ers	86
4.	L.A. Chargers	78
5.	Denver Broncos	77
6.	Pittsburgh Steelers	76
	Philadelphia Eagles	76
8.	Seattle Seahawks	72
9.	New Orleans Saints	70
10.	Washington Commanders	69
	Green Bay Packers	69

- The Steelers' 56 regular-season home wins in primetime are tied for the most in the NFL since the 1970 AFL-NFL merger.

MOST REGULAR-SEASON HOME PRIMETIME WINS – SINCE 1970

RANK	TEAM	WINS
1.	Pittsburgh Steelers	56
	Miami Dolphins	56
3.	San Francisco 49ers	55
4.	Dallas Cowboys	50
5.	Seattle Seahawks	49
	Green Bay Packers	49

- Pittsburgh's .737 regular-season home win percentage in primetime is the best in the NFL since the 1970 AFL-NFL merger (min. 50 games).

BEST REGULAR-SEASON HOME PRIMETIME WIN PCT. – SINCE 1970 (MIN. 50)

RANK	TEAM	W	L	T	WIN PCT.
1.	Pittsburgh Steelers	56	20	0	.737
2.	Green Bay Packers	49	19	1	.717
3.	Kansas City Chiefs	42	19	0	.689
4.	Seattle Seahawks	49	23	0	.681
5.	New England Patriots	40	22	0	.645

- Pittsburgh's 95 regular-season road appearances in primetime are the third-most in the NFL since the 1970 AFL-NFL merger.

MOST REGULAR-SEASON ROAD PRIMETIME GAMES – SINCE 1970

RANK	TEAM	GAMES
1.	Dallas Cowboys	106
2.	N.Y. Giants	97
3.	Pittsburgh Steelers	95
4.	Las Vegas Raiders	87
	Chicago Bears	87

- Pittsburgh's 44 regular-season road wins in primetime are the second-most in the NFL since the 1970 AFL-NFL merger.

MOST REGULAR-SEASON ROAD PRIMETIME WINS – SINCE 1970

RANK	TEAM	WINS
1.	Dallas Cowboys	58
2.	Pittsburgh Steelers	44
3.	Philadelphia Eagles	41
4.	Las Vegas Raiders	39
5.	New England Patriots	38
	Green Bay Packers	38

- Pittsburgh's .463 road win percentage in primetime is the ninth-best in the NFL since the 1970 AFL-NFL merger (min. 50 games).

BEST REGULAR-SEASON ROAD PRIMETIME WIN PCT. – SINCE 1970 (MIN. 50)

RANK	TEAM	W	L	T	WIN PCT.
1.	Kansas City Chiefs	34	24	0	.586
2.	San Francisco 49ers	36	29	0	.554
3.	Dallas Cowboys	58	48	0	.547
4.	Philadelphia Eagles	41	34	0	.547
5.	Indianapolis Colts	36	30	0	.545
6.	Baltimore Ravens	25	26	0	.490
7.	New England Patriots	38	40	0	.487
8.	Seattle Seahawks	18	19	1	.487
9.	Pittsburgh Steelers	44	51	0	.463
10.	Las Vegas Raiders	39	47	1	.454

STEELERS ON MONDAY NIGHT

- Since Monday Night Football debuted in 1970, the Steelers have played in 79 games and holds a 54-25 (.684) mark under the lights on Monday, including 31-5 (.861) at home and 23-20 (.535) on the road.
- Pittsburgh's 79 appearances on Monday Night Football are tied for the fourth-most in the NFL.

MOST MNF GAMES – SINCE 1970

RANK	TEAM	GAMES
1.	Miami Dolphins	89
2.	Dallas Cowboys	87
3.	San Francisco 49ers	85
4.	Pittsburgh Steelers	79
	Denver Broncos	79

- Pittsburgh's .684 winning percentage on Monday Night Football is the highest in the NFL (min. 50 games).

BEST MNF WIN PERCENTAGE – SINCE 1970 (MIN. 50 GAMES)

RANK	TEAM	W	L	T	WIN PCT.
1.	Pittsburgh Steelers	54	25	0	.684
2.	San Francisco 49ers	53	32	0	.624
3.	Kansas City Chiefs	33	20	0	.623
4.	Dallas Cowboys	50	37	0	.575
5.	Las Vegas Raiders	43	33	1	.565

- The Steelers' 54 victories on Monday Night Football are the most in the NFL.

MOST MNF WINS – SINCE 1970

RANK	TEAM	WINS
1.	Pittsburgh Steelers	54
2.	San Francisco 49ers	53
3.	Dallas Cowboys	50
4.	Miami Dolphins	44
5.	Las Vegas Raiders	43

- Pittsburgh's 36 home appearances on Monday Night Football are tied for the seventh-most in the NFL.

MOST MNF HOME GAMES – SINCE 1970

RANK	TEAM	GAMES
1.	Miami Dolphins	58
2.	San Francisco 49ers	47
3.	Dallas Cowboys	41
4.	Washington Commanders	40
	Philadelphia Eagles	40
6.	Denver Broncos	39
7.	Pittsburgh Steelers	36
	New Orleans Saints	36
9.	Chicago Bears	33
	L.A. Chargers	33

- Pittsburgh's .865 home winning percentage on Monday Night Football is the highest in the NFL (min. 25 games).
- Pittsburgh has won 22 consecutive Monday Night Football home games. The Steelers last lost a MNF home game on Oct. 14, 1991 vs. New York Giants (23-20).

BEST MNF HOME WIN PERCENTAGE – SINCE 1970 (MIN. 25 GAMES)

RANK	TEAM	W	L	T	WIN PCT.
1.	Pittsburgh Steelers	31	5	0	.861
2.	Seattle Seahawks	21	7	0	.750
3.	Kansas City Chiefs	20	8	0	.714
4.	Green Bay Packers	21	9	1	.694
5.	Las Vegas Raiders	21	10	0	.677

- The Steelers' 31 home victories on Monday Night Football are tied for the second-most in the NFL.

MOST MONDAY NIGHT FOOTBALL HOME WINS

RANK	TEAM	WINS
1.	Miami Dolphins	34
2.	Pittsburgh Steelers	31
	San Francisco 49ers	31
4.	Denver Broncos	25
5.	Philadelphia Eagles	23

- Pittsburgh's 43 road appearances on Monday Night Football are the fifth-most in the NFL.
- Pittsburgh's 33 victories on Sunday Night Football are tied for third-most in the NFL.

MOST ROAD MONDAY NIGHT FOOTBALL GAMES

RANK	TEAM	GAMES
1.	N.Y. Giants	51
2.	Las Vegas Raiders	46
	Dallas Cowboys	46
4.	Chicago Bears	44
5.	Pittsburgh Steelers	43

- The Steelers' 23 road victories on Monday Night Football are the second-most in the NFL.
- Pittsburgh's .541 winning percentage on Sunday Night Football is the fifth-highest in the NFL (min. 45 games).

MOST MONDAY NIGHT FOOTBALL ROAD WINS

RANK	TEAM	WINS
1.	Dallas Cowboys	28
2.	Pittsburgh Steelers	23
3.	Las Vegas Raiders	22
	San Francisco 49ers	22
5.	N.Y. Giants	17
	Green Bay Packers	17
	L.A. Rams	17
	Chicago Bears	17

- Pittsburgh's .535 road winning percentage on Monday Night Football is the third-highest in the NFL (min. 25 games).

BEST MNF ROAD WIN PERCENTAGE – SINCE 1970 (MIN. 25 GAMES)

RANK	TEAM	W	L	T	WIN PCT.
1.	Dallas Cowboys	28	18	0	.609
2.	San Francisco 49ers	22	16	0	.579
3.	Pittsburgh Steelers	23	20	0	.535
4.	Kansas City Chiefs	13	12	0	.520
5.	Philadelphia Eagles	16	15	0	.516

STEELERS ON SUNDAY NIGHT

- Since Sunday Night Football debuted in 1978, the Steelers have played 61 contests and hold a 33-28 (.541) mark under the lights on Sunday.
- Pittsburgh made two appearances on Sunday Night Football in 2024 (Week 5 vs. Dallas; Week 7 vs. N.Y. Jets).
- The Steelers made one appearance in 2023 (Week 3 at Las Vegas).
- Pittsburgh made two appearances in 2022 (Week 7 at Miami and Week 17 at Baltimore).
- This year's game was the first meeting between the Steelers and Jets that was featured on NBC's Sunday Night Football.
- Mike Tomlin** has guided the Steelers to a 22-16 (.579) record on Sunday Night Football, including 11-8 (.579) at home and 11-8 (.579) on the road.
- Pittsburgh's 61 appearances on Sunday Night Football are the second-most in the NFL.

MOST SNF APPEARANCES

RANK	TEAM	APPEARANCES
1.	Dallas Cowboys	82
2.	Pittsburgh Steelers	61
3.	N.Y. Giants	58
4.	New England Patriots	57
5.	Green Bay Packers	56

MOST SNF VICTORIES

RANK	TEAM	WINS
1.	Dallas Cowboys	42
2.	Green Bay Packers	37
3.	Pittsburgh Steelers	33
	New England Patriots	33
5.	Philadelphia Eagles	30

HIGHEST SNF WINNING PERCENTAGE (MIN. 45 GAMES)

RANK	TEAM	W	L	T	WIN PCT.
1.	Green Bay Packers	37	19	0	.661
2.	Seattle Seahawks	26	18	1	.589
3.	New England Patriots	33	24	0	.579
4.	Philadelphia Eagles	30	24	0	.556
5.	Pittsburgh Steelers	33	28	0	.541

- Pittsburgh's 26 home appearances on Sunday Night Football are tied for the sixth-most in the NFL.

MOST HOME SNF APPEARANCES

RANK	TEAM	APPEARANCES
1.	Dallas Cowboys	38
2.	L.A. Chargers	33
3.	Seattle Seahawks	31
4.	Denver Broncos	28
5.	New England Patriots	27
6.	Pittsburgh Steelers	26
	N.Y. Giants	26
8.	New Orleans Saints	25
9.	Green Bay Packers	24
	Minnesota Vikings	24
	San Francisco 49ers	24

- Pittsburgh's 15 home victories on Sunday Night Football are tied for the seventh-most in the NFL.

MOST HOME SNF VICTORIES

RANK	TEAM	WINS
1.	Dallas Cowboys	23
2.	Seattle Seahawks	22
3.	Green Bay Packers	20
4.	Denver Broncos	18
	New England Patriots	18
6.	L.A. Chargers	17
7.	Pittsburgh Steelers	15
	New Orleans Saints	15
	San Francisco 49ers	15
10.	Miami Dolphins	14

- Pittsburgh's .577 home winning percentage on Sunday Night Football is the sixth-highest in the NFL (min. 25 games).

HIGHEST HOME SNF WINNING PERCENTAGE (MIN. 25 GAMES)

RANK	TEAM	W	L	T	WIN PCT.
1.	Seattle Seahawks	22	9	0	.710
2.	New England Patriots	18	9	0	.667
3.	Denver Broncos	18	10	0	.643
4.	Dallas Cowboys	23	15	0	.605
5.	New Orleans Saints	15	10	0	.600
6.	Pittsburgh Steelers	15	11	0	.577

- Pittsburgh's 35 road appearances on Sunday Night Football are the second-most in the NFL.

MOST ROAD SNF APPEARANCES

RANK	TEAM	APPEARANCES
1.	Dallas Cowboys	44
2.	Pittsburgh Steelers	35
3.	Philadelphia Eagles	34
4.	N.Y. Giants	32
	Green Bay Packers	32

- Pittsburgh's 18 road victories on Sunday Night Football are the second-most in the NFL.

MOST ROAD SNF VICTORIES

RANK	TEAM	WINS
1.	Dallas Cowboys	19
2.	Pittsburgh Steelers	18
3.	Philadelphia Eagles	17
	Green Bay Packers	17
5.	New England Patriots	15

- Pittsburgh's .514 road winning percentage on Sunday Night Football is the second-highest in the NFL (min. 25 games).

HIGHEST SNF WINNING PERCENTAGE (MIN. 25 GAMES)

RANK	TEAM	W	L	T	WIN PCT.
1.	Green Bay Packers	17	15	0	.531
2.	Pittsburgh Steelers	18	17	0	.514
3.	Indianapolis Colts	14	14	0	.500
	New England Patriots	15	15	0	.500
	Philadelphia Eagles	17	17	0	.500

STEELERS ON SATURDAY

- Since Saturday football debuted in 1940, the Steelers have played 70 games and hold a 38-32 (.543) mark on Saturday, including 26-10 (.722) at home and 12-22 (.353) on the road.
- Pittsburgh has captured two of the five meetings in franchise history with the Ravens on Saturday, including one of the three games played in Baltimore.
- The Steelers have played 17 postseason games on Saturday and hold a 9-8 (.529) mark on Saturday, including 8-3 (.727) at home and 1-5 (.167) on the road.
- Pittsburgh's 17 postseason appearances on Saturday are tied for the third-most in the NFL since 1970.

MOST POSTSEASON SATURDAY FOOTBALL GAMES – SINCE 1970

RANK	TEAM	GAMES
1.	San Francisco 49ers	19
2.	Seattle Seahawks	18
3.	Pittsburgh Steelers	17
	Washington Commanders	17
	New England Patriots	17
	Miami Dolphins	17
7.	Indianapolis Colts	16
8.	Minnesota Vikings	15
	Las Vegas Raiders	15
10.	Four teams tied with	14

- The Steelers' nine postseason victories on Saturday are tied for the fourth-most in the NFL since 1970.

MOST POSTSEASON SATURDAY WINS – SINCE 1970

RANK	TEAM	WINS
1.	San Francisco 49ers	14
2.	New England Patriots	11
3.	Seattle Seahawks	10
4.	Pittsburgh Steelers	9
	Washington Commanders	9
	Green Bay Packers	9

- Pittsburgh's .529 postseason winning percentage on Saturday is tied for the fourth-highest in the NFL since 1970 (min. 15 games).

BEST POSTSEASON SATURDAY WIN PCT. – SINCE 1970 (MIN. 15)

RANK	TEAM	W	L	T	WIN PCT.
1.	San Francisco 49ers	14	5	0	.737
2.	New England Patriots	11	6	0	.647
3.	Seattle Seahawks	10	8	0	.556
4.	Pittsburgh Steelers	9	8	0	.529
	Washington Commanders	9	8	0	.529

- The Steelers' 70 appearances on Saturday are the most in the NFL since 1940.

MOST SATURDAY FOOTBALL GAMES – SINCE 1940

RANK	TEAM	GAMES
1.	Pittsburgh Steelers	70
2.	N.Y. Jets	64
3.	Indianapolis Colts	62
4.	Buffalo Bills	61
5.	New England Patriots	59
	San Francisco 49ers	59

- Pittsburgh's 38 victories on Saturday are the most in the NFL since 1940.

MOST SATURDAY WINS – SINCE 1940

RANK	TEAM	WINS
1.	Pittsburgh Steelers	38
2.	San Francisco 49ers	37
3.	Buffalo Bills	31
4.	New England Patriots	30
5.	Green Bay Packers	29
	Cleveland Browns	29

- Pittsburgh's .543 winning percentage on Saturday is the second-highest in the NFL since 1940 (min. 50 games).

BEST SATURDAY WIN PCT. – SINCE 1940 (MIN. 50 GAMES)

RANK	TEAM	W	L	T	WIN PCT.
1.	San Francisco 49ers	37	22	0	.627
2.	Pittsburgh Steelers	38	32	0	.543
3.	Buffalo Bills	31	28	2	.525
4.	New England Patriots	30	28	1	.517
5.	N.Y. Giants	28	27	0	.509

- Pittsburgh's 36 home appearances on Saturday are the third-most in the NFL since 1940.

MOST SATURDAY HOME GAMES – SINCE 1940

RANK	TEAM	GAMES
1.	San Francisco 49ers	44
2.	N.Y. Jets	40
3.	Pittsburgh Steelers	36
4.	Buffalo Bills	34
5.	Philadelphia Eagles	32

- The Steelers' 26 home victories on Saturday are the second-most in the NFL since 1940.

MOST SATURDAY HOME WINS – SINCE 1940

RANK	TEAM	WINS
1.	San Francisco 49ers	29
2.	Pittsburgh Steelers	26
3.	Buffalo Bills	20
4.	New England Patriots	18
5.	Indianapolis Colts	17
	L.A. Chargers	17

- Pittsburgh's .722 home winning percentage on Saturday is the highest in the NFL since 1940 (min. 25 games).

BEST SATURDAY HOME WIN PCT. – SINCE 1940 (MIN. 25)

RANK	TEAM	W	L	T	WIN PCT.
1.	Pittsburgh Steelers	26	10	0	.722
2.	New England Patriots	18	8	0	.692
3.	San Francisco 49ers	29	15	0	.659
4.	Indianapolis Colts	17	9	0	.654
5.	Las Vegas Raiders	15	9	1	.625

- Pittsburgh's 34 road appearances on Saturday are the third-most in the NFL since 1940.

MOST SATURDAY ROAD GAMES – SINCE 1940

RANK	TEAM	GAMES
1.	Indianapolis Colts	36
2.	Washington Commanders	35
3.	Pittsburgh Steelers	34
4.	New England Patriots	33
5.	Kansas City Chiefs	31
	Las Vegas Raiders	31

- The Steelers' 12 road victories on Saturday are tied for the seventh-most in the NFL since 1940.

MOST SATURDAY ROAD WINS – SINCE 1940

RANK	TEAM	WINS
1.	Green Bay Packers	16
2.	Washington Commanders	15
3.	Kansas City Chiefs	14
	Cleveland Browns	14
5.	N.Y. Jets	13
	Tennessee Titans	13
7.	Pittsburgh Steelers	12
	New England Patriots	12
9.	Three teams tied with	11

- The Steelers have played 44 games and hold a 26-18 (.591) mark on Saturday since the 1970 AFL-NFL merger, including 16-5 (.762) at home and 10-13 (.435) on the road.
- Pittsburgh's 44 appearances on Saturday are tied for the second-most in the NFL since 1970.

MOST SATURDAY FOOTBALL GAMES – SINCE 1970

RANK	TEAM	GAMES
1.	Washington Commanders	47
2.	Pittsburgh Steelers	44
	Minnesota Vikings	44
	San Francisco 49ers	44
5.	Dallas Cowboys	40

- The Steelers' 26 victories on Saturday are the second-most in the NFL since 1970.

MOST SATURDAY WINS – SINCE 1970

RANK	TEAM	WINS
1.	San Francisco 49ers	29
2.	Pittsburgh Steelers	26
3.	Minnesota Vikings	24
	Washington Commanders	24
	Dallas Cowboys	24

- Pittsburgh's .591 winning percentage on Saturday is the fifth-highest in the NFL since 1970 (min. 25 games).

BEST SATURDAY WIN PCT. – SINCE 1970 (MIN. 25)

RANK	TEAM	W	L	T	WIN PCT.
1.	San Francisco 49ers	29	15	0	.659
2.	Green Bay Packers	17	10	0	.630
3.	New England Patriots	21	14	0	.600
	Dallas Cowboys	24	16	0	.600
5.	Pittsburgh Steelers	26	18	0	.591

- Pittsburgh's 21 home appearances on Saturday are tied for the fourth-most in the NFL since 1970.

MOST SATURDAY HOME GAMES – SINCE 1970

RANK	TEAM	GAMES
1.	San Francisco 49ers	33
2.	N.Y. Giants	24
3.	Miami Dolphins	22
4.	Pittsburgh Steelers	21
	New England Patriots	21

- The Steelers' 16 home victories on Saturday are tied for the second-most in the NFL since 1970.
- Pittsburgh's 27 appearances on Thursday Night Football is the most in the NFL since TNF debuted in 1980.

MOST SATURDAY HOME WINS – SINCE 1970

RANK	TEAM	WINS
1.	San Francisco 49ers	23
2.	Pittsburgh Steelers	16
	New England Patriots	16
	Miami Dolphins	16
5.	N.Y. Giants	15

- Pittsburgh's .762 home winning percentage on Saturday is tied for the highest in the NFL since 1970 (min. 15 games).

BEST SATURDAY HOME WIN PCT. – SINCE 1970 (MIN. 15)

RANK	TEAM	W	L	T	WIN PCT.
1.	Pittsburgh Steelers	16	5	0	.762
	New England Patriots	16	5	0	.762
3.	Kansas City Chiefs	11	4	0	.733
4.	Miami Dolphins	16	6	0	.727
5.	Minnesota Vikings	13	5	0	.722

- Pittsburgh's 23 road appearances on Saturday are the third-most in the NFL since 1970.

MOST SATURDAY ROAD GAMES – SINCE 1970

RANK	TEAM	GAMES
1.	Washington Commanders	29
2.	Minnesota Vikings	26
3.	Pittsburgh Steelers	23
4.	Buffalo Bills	22
	Kanas City Chiefs	22

- The Steelers' 10 road victories on Saturday are tied for the fourth-most in the NFL since 1970.

MOST SATURDAY ROAD WINS – SINCE 1970

RANK	TEAM	WINS
1.	Washington Commanders	13
2.	Minnesota Vikings	11
	Dallas Cowboys	11
4.	Pittsburgh Steelers	10
	N.Y. Jets	10

- Pittsburgh's .435 road winning percentage on Saturday is the fifth-highest in the NFL since 1970 (min. 15 games).

BEST SATURDAY ROAD WIN PERCENTAGE – SINCE 1970 (MIN. 15)

RANK	TEAM	W	L	T	WIN PCT.
1.	Tennessee Titans	9	7	0	.563
2.	N.Y. Jets	10	8	0	.556
3.	Dallas Cowboys	11	10	0	.524
	Washington Commanders	13	16	0	.448
5.	Pittsburgh Steelers	10	13	0	.435

STEELERS ON THURSDAY NIGHT

- Since Thursday Night Football debuted in 1980, the Steelers have played in 27 contests and hold an 12-15 (.444) mark under the lights on Thursday.
- Pittsburgh is 9-3 (.750) at home and 3-12 (.200) on the road since Thursday Night Football debuted in 1980.

MOST THURSDAY NIGHT GAMES – SINCE 1980

RANK	TEAM	GAMES
1.	Pittsburgh Steelers	27
2.	Kansas City Chiefs	22
	San Francisco 49ers	22
	Green Bay Packers	22
5.	Five teams tied with	21

- Pittsburgh's 12 victories on Thursday Night Football is tied for the sixth-most in the NFL since TNF debuted in 1980.

MOST THURSDAY NIGHT VICTORIES – SINCE 1980

RANK	TEAM	WINS
1.	Indianapolis Colts	15
2.	Kansas City Chiefs	14
	New England Patriots	14
	Philadelphia Eagles	14
5.	San Francisco 49ers	13
6.	Pittsburgh Steelers	12
	Denver Broncos	12
	Cleveland Browns	12

- **Mike Tomlin** has guided the Steelers to a 9-11 (.450) record on Thursday Night Football, including 7-2 (.778) at home and 2-9 (.182) on the road.
- Pittsburgh's 20 appearances on Thursday Night Football are tied for the most since 2007, when **Mike Tomlin** took the reigns as head coach of the Steelers.

MOST THURSDAY NIGHT GAMES – SINCE 2007

RANK	TEAM	GAMES
1.	Pittsburgh Steelers	20
	Denver Broncos	20
3.	New Orleans Saints	19
4.	N.Y. Jets	18
	Green Bay Packers	18
	San Francisco 49ers	18

- Pittsburgh's nine victories on Thursday Night Football are tied for the 10th-most since 2007, when **Mike Tomlin** took the reigns as head coach of the Steelers.

MOST THURSDAY NIGHT VICTORIES – SINCE 2007

RANK	TEAM	WINS
1.	Indianapolis Colts	13
2.	Denver Broncos	12
3.	New England Patriots	11
	Baltimore Ravens	11
	Philadelphia Eagles	11
	Seattle Seahawks	11
7.	Green Bay Packers	10
	Cleveland Browns	10
	L.A. Rams	10
10.	Pittsburgh Steelers	9
	Three other teams tied with	9

- Pittsburgh has played 35 games in franchise history on Thursday, including 27 on Thursday night.

STEELERS ON THREE DAYS REST

- Pittsburgh has played 27 games on three days rest since the 1970 AFL-NFL merger, which is the fourth-most in the League.

MOST GAMES ON THREE DAYS REST – SINCE 1970

RANK	TEAM	GAMES
1.	Detroit Lions	56
2.	Dallas Cowboys	55
3.	Chicago Bears	30
4.	Pittsburgh Steelers	27
5.	Denver Broncos	25

- The Steelers are 10-17 (.370) overall on three days rest since the 1970 AFL-NFL merger, including 7-3 (.700) at home and 3-14 (.176) on the road.

STEELERS ON FIVE DAYS REST

- Pittsburgh has played 120 games on five days rest in franchise history, which is the most in the NFL.
- The Steelers have won eight of their last 11 games on five days rest dating back to Week 9 of 2019 (8-2-1, .733).

MOST GAMES ON FIVE DAYS REST – SINCE 1933

RANK	TEAM	GAMES
1.	Pittsburgh Steelers	120
2.	N.Y. Giants	109
3.	Washington Commanders	107
	Las Vegas Raiders	107
5.	Miami Dolphins	104
	San Francisco 49ers	104

- Pittsburgh is 63-56-1 (.529) on five days rest in franchise history.
- The Steelers' 63 victories on five days rest since 1933 are the most in the NFL.

MOST VICTORIES ON FIVE DAYS REST – SINCE 1933

RANK	TEAM	WINS
1.	Pittsburgh Steelers	63
2.	San Francisco 49ers	62
3.	Washington Commanders	59
	Denver Broncos	59
5.	N.Y. Giants	55

- Pittsburgh's .529 winning percentage on five days rest since 1933 is tied for the sixth-highest in the NFL (min. 90 games).

HIGHEST WIN PCT. ON FIVE DAYS REST – SINCE 1933 (MIN. 90)

RANK	TEAM	W	L	T	WIN PCT.
1.	Denver Broncos	59	36	0	.621
2.	San Francisco 49ers	62	42	0	.596
3.	L.A. Rams	51	38	1	.573
4.	Green Bay Packers	52	42	1	.553
5.	Washington Commanders	59	48	0	.551
6.	Pittsburgh Steelers	63	56	1	.529
	Miami Dolphins	54	48	2	.529

- The Steelers have played 93 contests on five days rest since the 1970 AFL-NFL merger, which is the sixth-most in the League.

MOST GAMES ON FIVE DAYS REST – SINCE 1970

RANK	TEAM	GAMES
1.	Miami Dolphins	100
2.	Washington Commanders	99
3.	N.Y. Giants	96
4.	Dallas Cowboys	94
	San Francisco 49ers	94
6.	Pittsburgh Steelers	93

- Pittsburgh is 55-37-1 (.597) on five days rest since 1970.
- The Steelers' 55 victories on five days rest since 1970 are the fourth-most in the NFL.

MOST VICTORIES ON FIVE DAYS REST – SINCE 1970

RANK	TEAM	WINS
1.	Denver Broncos	59
2.	San Francisco 49ers	58
3.	Washington Commanders	57
4.	Pittsburgh Steelers	55
5.	Miami Dolphins	54

- Pittsburgh's .597 winning percentage on five days rest since 1970 is the sixth-highest in the NFL (min. 60 games).

HIGHEST WIN PCT. ON FIVE DAYS REST – SINCE 1970 (MIN. 60)

RANK	TEAM	W	L	T	WIN PCT.
1.	Denver Broncos	59	30	0	.663
2.	Minnesota Vikings	52	32	0	.619
3.	San Francisco 49ers	58	36	0	.617
4.	L.A. Rams	45	29	0	.608
5.	New England Patriots	38	25	0	.603
6.	Pittsburgh Steelers	55	37	1	.597

- Pittsburgh has played 26 games on five days rest since 2007, when **Mike Tomlin** took the reins as head coach of the Steelers.
- Tomlin has guided Pittsburgh to a 16-9-1 (.635) record in such contests, including wins in five of its last six outings on five days rest (Week 18 of 2023 at Baltimore, Week 3 of 2023 at Las Vegas, Week 16 of 2022 vs. Las Vegas, Week 13 of 2022 at Atlanta and Week 18 of 2021 at Baltimore).
- Pittsburgh's 16 regular-season wins on five days rest are the fifth-most in the NFL since 2007.

MOST WINS ON FIVE DAYS REST – SINCE 2007

RANK	TEAM	WINS
1.	Baltimore Ravens	20
	New England Patriots	19
3.	New Orleans Saints	18
4.	Green Bay Packers	17
5.	Pittsburgh Steelers	16

- The Steelers' .635 regular-season win percentage on five days rest is the fourth-best in the NFL since 2007.

BEST WIN PCT. ON FIVE DAYS REST – SINCE 2007

RANK	TEAM	W	L	T	WIN PCT.
1.	Green Bay Packers	17	6	0	.739
2.	New England Patriots	19	7	0	.731
3.	Tennessee Titans	11	6	0	.647
4.	Pittsburgh Steelers	16	9	1	.635
5.	Buffalo Bills	13	8	0	.619

STEELERS ON NINE DAYS REST

- Pittsburgh has played 29 regular-season games on nine days rest since 1940, which is tied for the fourth-most in the NFL.
- The Steelers have won 10 of their last 12 games on nine days rest dating back to Week 3 of 2014.
- The Steelers are 19-10 (.655) on nine days rest since 1940.

MOST GAMES ON NINE DAYS REST – SINCE 1940

RANK	TEAM	GAMES
1.	Detroit Lions	83
2.	Dallas Cowboys	52
3.	Green Bay Packers	38
4.	Pittsburgh Steelers	29
	Chicago Bears	29

- Pittsburgh's 19 victories on nine days rest since 1940 are the fourth-most in the NFL.

MOST VICTORIES ON NINE DAYS REST – SINCE 1940

RANK	TEAM	WINS
1.	Dallas Cowboys	33
2.	Detroit Lions	31
3.	Green Bay Packers	25
4.	Pittsburgh Steelers	19
5.	Four teams tied with	16

- The Steelers' .655 winning percentage on nine days rest since 1940 is the third-highest in the NFL (min. 20 games).

HIGHEST WIN PCT. ON NINE DAYS REST – SINCE 1940 (MIN. 20)

RANK	TEAM	W	L	T	WIN PCT.
1.	L.A. Rams	16	8	0	.667
2.	Green Bay Packers	25	13	0	.658
3.	Pittsburgh Steelers	19	10	0	.655
4.	Dallas Cowboys	33	19	0	.635
5.	Arizona Cardinals	13	8	0	.619

- Since Thursday Night Football debuted in 1980, the Steelers have played in 28 contests on nine days rest, which is the third-most in the League.

MOST GAMES ON NINE DAYS REST – SINCE 1980

RANK	TEAM	GAMES
1.	Detroit Lions	47
2.	Dallas Cowboys	41
3.	Pittsburgh Steelers	28
4.	Green Bay Packers	25
5.	Minnesota Vikings	24
	Chicago Bears	24

- Pittsburgh is 19-9 (.679) on nine days rest since 1980.
- The Steelers' 19 victories on nine days rest since 1980 are the second-most in the NFL.

MOST VICTORIES ON NINE DAYS REST – SINCE 1980

RANK	TEAM	WINS
1.	Dallas Cowboys	24
2.	Pittsburgh Steelers	19
3.	Green Bay Packers	18
4.	Detroit Lions	14
	Minnesota Vikings	14

- Pittsburgh's .679 winning percentage on nine days rest since 1980 is the second-highest in the NFL (min. 20 games).

HIGHEST WIN PCT. ON NINE DAYS REST – SINCE 1980 (MIN. 20)

RANK	TEAM	W	L	T	WIN PCT.
1.	Green Bay Packers	18	7	0	.720
2.	Pittsburgh Steelers	19	9	0	.679
3.	New England Patriots	12	8	0	.600
4.	Dallas Cowboys	24	17	0	.585
5.	Minnesota Vikings	14	10	0	.583

- Mike Tomlin has guided the Steelers to a 14-5 (.737) record on nine days rest, including 7-3 (.700) at home and 7-2 (.778) on the road.
- Pittsburgh has played 19 games on nine days rest since 2007, when Mike Tomlin took the reins as head coach of the Steelers.

MOST GAMES ON NINE DAYS REST – SINCE 2007

RANK	TEAM	GAMES
1.	Detroit Lions	20
2.	Pittsburgh Steelers	19
3.	N.Y. Jets	18
4.	Dallas Cowboys	17
	Green Bay Packers	17
	Baltimore Ravens	17

- The Steelers' 14 victories under Tomlin on nine days rest are the most in the NFL since 2007.

MOST VICTORIES ON NINE DAYS REST – SINCE 2007

RANK	TEAM	WINS
1.	Pittsburgh Steelers	14
2.	Green Bay Packers	13
3.	Dallas Cowboys	12
4.	New Orleans Saints	11
	Denver Broncos	11
	Baltimore Ravens	11

- Pittsburgh's .737 winning percentage under Tomlin on nine days rest is the second-highest in the NFL since 2007.

HIGHEST WIN PCT. ON NINE DAYS REST – SINCE 2007

RANK	TEAM	W	L	T	WIN PCT.
1.	Green Bay Packers	13	4	0	.765
2.	Pittsburgh Steelers	14	5	0	.737
3.	Denver Broncos	11	4	0	.733
4.	New England Patriots	10	4	0	.714
5.	Dallas Cowboys	12	5	0	.706

STEELERS FOLLOWING A BYE WEEK

- Since the bye week returned to the NFL in 1990, the Steelers have played 36 contests following a bye week and hold a 24-12 (.667) record.
- Pittsburgh's 24 victories following a bye week are tied for the fourth-most in the NFL.

MOST VICTORIES FOLLOWING A BYE WEEK – SINCE 1990

RANK	TEAM	VICTORIES
1.	Philadelphia Eagles	26
	Denver Broncos	26
3.	Buffalo Bills	25
4.	Pittsburgh Steelers	24
	Dallas Cowboys	24

- The Steelers' .667 winning percentage following a bye week is tied for the fifth-highest in the NFL.

HIGHEST WIN PCT. FOLLOWING A BYE WEEK – SINCE 1990

RANK	TEAM	W	L	T	WIN PCT.
1.	Baltimore Ravens	21	8	0	.724
2.	Philadelphia Eagles	26	10	0	.722
	Denver Broncos	26	10	0	.722
4.	Buffalo Bills	25	11	0	.694
5.	Pittsburgh Steelers	24	12	0	.667
	Dallas Cowboys	24	12	0	.667

- Pittsburgh's 11 home victories following a bye week are tied for the 11th-most in the NFL.

MOST HOME VICTORIES FOLLOWING A BYE WEEK – SINCE 1990

RANK	TEAM	VICTORIES
1.	Buffalo Bills	19
2.	Philadelphia Eagles	17
	Denver Broncos	17
4.	Baltimore Ravens	15
5.	Tennessee Titans	14
6.	Indianapolis Colts	13
	L.A. Rams	13
	Kansas City Chiefs	13
9.	Minnesota Vikings	12
	Green Bay Packers	12
11.	Pittsburgh Steelers	11
	New Orleans Saints	11
	Arizona Cardinals	11

- Pittsburgh's .786 home winning percentage following a bye week is the second-highest in the NFL.

HIGHEST HOME WIN PCT. FOLLOWING A BYE WEEK – SINCE 1990

RANK	TEAM	W	L	T	WIN PCT.
1.	Green Bay Packers	12	2	0	.857
2.	Pittsburgh Steelers	11	3	0	.786
3.	Denver Broncos	17	5	0	.773
4.	Buffalo Bills	19	6	0	.760
5.	Minnesota Vikings	12	4	0	.750
	Dallas Cowboys	9	3	0	.750

- Pittsburgh's 13 road victories following a bye week are tied for the second-most in the NFL.

MOST ROAD VICTORIES FOLLOWING A BYE WEEK – SINCE 1990

RANK	TEAM	VICTORIES
1.	Dallas Cowboys	15
2.	Pittsburgh Steelers	13
	New England Patriots	13
4.	Atlanta Falcons	11
	Miami Dolphins	11

- Pittsburgh's .591 road winning percentage following a bye week is the seventh-highest in the NFL.

HIGHEST ROAD WIN PCT. FOLLOWING A BYE WEEK – SINCE 1990

RANK	TEAM	W	L	T	WIN PCT.
1.	Baltimore Ravens	6	2	0	.750
2.	Indianapolis Colts	9	4	0	.692
	Philadelphia Eagles	9	4	0	.692
4.	Denver Broncos	9	5	0	.643
5.	Dallas Cowboys	15	9	0	.625
6.	Atlanta Falcons	11	7	0	.611
7.	Pittsburgh Steelers	13	9	0	.591
8.	Miami Dolphins	11	8	0	.579
9.	New England Patriots	13	10	0	.565
10.	Carolina Panthers	5	4	0	.556

- **Mike Tomlin** has guided the Steelers to a 14-4 (.778) record in games following a bye week, including a 6-1 (.857) mark at Acrisure Stadium and a 8-3 (.727) record on the road.
- The Steelers' .778 winning percentage and 14 victories following a bye week are tied for the highest and most in the NFL since 2007.

MOST VICTORIES FOLLOWING A BYE WEEK – SINCE 2007

RANK	TEAM	VICTORIES
1.	Pittsburgh Steelers	14
	Baltimore Ravens	14
3.	Indianapolis Colts	13
	Buffalo Bills	13
5.	Tennessee Titans	12
	Atlanta Falcons	12
	Philadelphia Eagles	12
	Denver Broncos	12

HIGHEST WIN PCT. FOLLOWING A BYE WEEK – SINCE 2007

RANK	TEAM	W	L	T	WIN PCT.
1.	Pittsburgh Steelers	14	4	0	.778
	Baltimore Ravens	14	4	0	.778
3.	Indianapolis Colts	13	5	0	.722
	Buffalo Bills	13	5	0	.722
5.	Atlanta Falcons	12	6	0	.667
	Tennessee Titans	12	6	0	.667
	Philadelphia Eagles	12	6	0	.667
	Denver Broncos	12	6	0	.667

- Pittsburgh's six home victories following a bye week are tied for the ninth-most in the NFL since 2007.

MOST HOME VICTORIES FOLLOWING A BYE WEEK – SINCE 2007

RANK	TEAM	VICTORIES
1.	Buffalo Bills	11
2.	Baltimore Ravens	10
3.	Tennessee Titans	9
4.	New Orleans Saints	8
	Philadelphia Eagles	8
	N.Y. Giants	8
7.	Indianapolis Colts	7
	Denver Broncos	7
9.	Pittsburgh Steelers	6
	Miami Dolphins	6
	Green Bay Packers	6

- The Steelers' .857 home winning percentage following a bye week is tied for the highest in the NFL since 2007.
- The Steelers' .561 winning percentage against opponents coming off a bye week is the seventh-highest in the NFL.

HIGHEST HOME WIN PCT. FOLLOWING A BYE WEEK – SINCE 2007

RANK	TEAM	W	L	T	WIN PCT.
1.	Pittsburgh Steelers	6	1	0	.857
	Green Bay Packers	6	1	0	.857
3.	Buffalo Bills	11	2	0	.846
4.	Baltimore Ravens	10	2	0	.833
5.	Tennessee Titans	9	3	0	.750

- Pittsburgh's eight road victories following a bye week are tied for the most in the NFL since 2007.

MOST ROAD VICTORIES FOLLOWING A BYE WEEK – SINCE 2007

RANK	TEAM	VICTORIES
1.	Pittsburgh Steelers	8
	Dallas Cowboys	8
3.	Kansas City Chiefs	7
	Houston Texans	7
	Atlanta Falcons	7
	Detroit Lions	7
	New England Patriots	7

- The Steelers' .727 road winning percentage following a bye week is the second-highest in the NFL since 2007.

HIGHEST ROAD WIN PCT. FOLLOWING A BYE WEEK – SINCE 2007

RANK	TEAM	W	L	T	WIN PCT.
1.	Indianapolis Colts	6	2	0	.750
2.	Pittsburgh Steelers	8	3	0	.727
3.	Atlanta Falcons	7	3	0	.700
4.	Detroit Lions	7	3	1	.682
5.	Baltimore Ravens	4	2	0	.667

STEELERS AGAINST A TEAM COMING OFF THE BYE WEEK

- Since the bye week returned to the NFL in 1990, the Steelers have played 33 contests against opponents coming off a bye week and hold a 18-14-1 (.561) record.
- Pittsburgh's 18 victories against opponents coming off a bye week are tied for the 11th-most in the NFL.

MOST VICTORIES VS. OPP. COMING OFF A BYE WEEK – SINCE 1990

RANK	TEAM	VICTORIES
1.	Denver Broncos	25
2.	Green Bay Packers	24
	Dallas Cowboys	24
4.	Miami Dolphins	23
	Indianapolis Colts	23
6.	New England Patriots	22
7.	Seattle Seahawks	19
	N.Y. Giants	19
	Tennessee Titans	19
	Atlanta Falcons	19
11.	Pittsburgh Steelers	18
	Minnesota Vikings	18
	Chicago Bears	18

HIGHEST WIN PCT. VS. OPP. COMING OFF A BYE WEEK – SINCE 1990

RANK	TEAM	W	L	T	WIN PCT.
1.	Dallas Cowboys	24	11	0	.686
2.	New England Patriots	22	14	0	.611
3.	Indianapolis Colts	23	15	0	.605
4.	Denver Broncos	25	17	0	.595
5.	Tennessee Titans	19	14	0	.576
6.	Green Bay Packers	24	18	0	.571
7.	Pittsburgh Steelers	18	14	1	.561
8.	Kansas City Chiefs	17	15	0	.531
9.	Chicago Bears	18	16	0	.529
10.	Miami Dolphins	23	21	0	.523

- Pittsburgh's .679 home winning percentage against opponents coming off a bye week is the fifth-highest in the NFL.

HIGHEST HOME WIN PCT. VS. OPP. COMING OFF A BYE WEEK – SINCE 1990

RANK	TEAM	W	L	T	WIN PCT.
1.	Minnesota Vikings	13	5	0	.722
	Dallas Cowboys	13	5	0	.722
3.	Baltimore Ravens	10	4	0	.714
4.	Green Bay Packers	14	6	0	.700
5.	Pittsburgh Steelers	9	4	1	.679

WHEN QB MAKING FIRST START FOR STEELERS

- Pittsburgh owns a 12-31-1 (.284) record since 1952 when its quarterback makes his Steelers starting debut, including a 6-17 (.261) mark at home and 6-14-1 (.310) mark on the road.
- The 12 signal callers to pick up victories in their first career start with the franchise include: **Russell Wilson** (2024), **Justin Fields** (2024), Mitch Trubisky (2022), Devlin Hodges (2019), Charlie Batch (2005), Ben Roethlisberger (2004), Steve Bono (1987), Mike Kruczek (1976), Bobby Layne (1958), Earl Morrall (1957), Jack Scarbath (1956) and Ted Marchibroda (1956).
- The six signal callers to pick up road victories in their first career start with the franchise include: **Justin Fields** (2024), Mitch Trubisky (2022), Devlin Hodges (2019), Charlie Batch (2005), Ben Roethlisberger (2004) and Steve Bono (1987).
- QB **Russell Wilson** completed 16-of-29 passes (55.2 percent) for 264 yards, two TD passes, one TD run, no interceptions and a 109.0 rating in Week 7 vs. N.Y. Jets.
- Wilson set a franchise record for passing yards in Steelers debut.

MOST PASSING YARDS IN STEELERS DEBUT – SINCE 1950

RANK	PLAYER	PASS YARDS
1.	Russell Wilson, 2024	264
2.	Earl Morrall, 1957	249
3.	David Woodley, 1984	225
4.	Kent Graham, 2000	199
5.	Mitchell Trubisky, 2022	194
6.	Bubby Brister, 1986	191
7.	Ron Smith, 1966	188
8.	Ben Roethlisberger, 2004	176
9.	Landry Jones, 2015	168
10.	Steve Bono, 1987	164

- Wilson ranked near the top in numerous other franchise records in Steelers starting debut.

FRANCHISE QB RECORDS IN TEAM DEBUT

CATEGORY	STAT	RECORD
Completions	16 (4th)	Mitch Trubisky, 21 (2022)
Attempts	29 (5th)	Mitch Trubisky, 38 (2022)
		Kent Graham, 38 (2000)
Completion Percentage	55.2% (9th)	Kenny Pickett, 76.9% (2022)
Passing TDs	2 (t-2nd)	Earl Morrall, 1957 (3)
Quarterback Rating	109.0 (3rd)	Landry Jones, 2015 (149.3)
Passing Yards/Attempt	9.10 (6th)	Landry Jones, 2015 (14.00)

- Here's where Wilson ranks in the other passing categories.

MOST COMPLETIONS IN STEELERS DEBUT – SINCE 1950

RANK	PLAYER	COMPLETIONS
1.	Mitchell Trubisky, 2022	21
2.	Justin Fields, 2024	17
	Kent Graham, 2000	17
4.	Russell Wilson, 2024	16
5.	Earl Morrall, 1957	15
6.	Mason Rudolph, 2019	12
	Ben Roethlisberger, 2004	12
	Steve Bono, 1987	12
	Bubby Brister, 1986	12
10.	David Woodley, 1984	11
	Ron Smith, 1966	11

MOST ATTEMPTS IN STEELERS DEBUT – SINCE 1950

RANK	PLAYER	ATTEMPTS
1.	Mitchell Trubisky, 2022	38
	Kent Graham, 2000	38
3.	Bubby Brister, 1986	33
4.	Earl Morrall, 1957	32
5.	Russell Wilson, 2024	29
6.	Justin Fields, 2024	23
	Steve Bono, 1987	23
8.	Ben Roethlisberger, 2004	20
	Todd Blackledge, 1988	20
	Bobby Layne, 1958	20

HIGHEST COMPLETION PERCENTAGE IN STEELERS DEBUT – SINCE 1950

RANK	PLAYER	COMPLETION PCT.
1.	Kenny Pickett, 2022	.769 (10/13)
2.	Justin Fields, 2024	.739 (17/23)
3.	Landry Jones, 2015	.667 (8/12)
4.	David Woodley, 1984	.647 (11/17)
5.	Mason Rudolph, 2019	.632 (12/19)
6.	Ben Roethlisberger, 2004	.600 (12/20)
7.	Ron Smith, 1966	.579 (11/19)
8.	Mitchell Trubisky, 2022	.553 (21/38)
9.	Russell Wilson, 2024	.552 (16/29)
10.	Terry Hanratty, 1969	.545 (6/11)
	Ted Marchibroda, 1953	.545 (6/11)

MOST PASSING TD IN STEELERS DEBUT – SINCE 1950

RANK	PLAYER	PASS TD
1.	Earl Morrall, 1957	3
2.	Russell Wilson, 2024	2
	Mason Rudolph, 2019	2
	Landry Jones, 2015	2
	Ben Roethlisberger, 2004	2
	David Woodley, 1984	2
	Terry Hanratty, 1969	2
	Ron Smith, 1966	2

HIGHEST PASSER RTG. IN STEELERS DEBUT – SINCE 1950

RANK	PLAYER	PASSER RTG.
1.	Landry Jones, 2015	149.3 (8-12-0, 168, 2 TD)
2.	David Woodley, 1984	122.8 (11-17-1, 225, 2 TD)
3.	Russell Wilson, 2024	109.0 (16-29-0, 264, 2 TD)
4.	Earl Morrall, 1957	104.8 (15-32-0, 249, 3 TD)
5.	Ron Smith, 1966	104.7 (11-19-1, 188, 2 TD)
6.	Ted Marchibroda, 1953	99.1 (6-11-0, 56, 1 TD)
7.	Terry Hanratty, 1969	97.5 (6-11-3, 132, 2 TD)
8.	Mason Rudolph, 2019	92.4 (12-19-1, 112, 2 TD)
9.	Justin Fields, 2024	91.9 (17-23-0, 156, 0 TD)
10.	Ben Roethlisberger, 2004	82.5 (12-20-2, 176, 2 TD)

MOST PASSING YARDS/ATTEMPT IN STEELERS DEBUT – SINCE 1950

RANK	PLAYER	PASS YDS/ATT.
1.	Landry Jones, 2015	14.00 (168/12)
2.	David Woodley, 1984	13.24 (225/17)
3.	Terry Hanratty, 1969	12.00 (132/11)
4.	Ron Smith, 1966	9.89 (188/19)
5.	Kenny Pickett, 2022	9.23 (120/13)
6.	Russell Wilson, 2024	9.10 (264/29)
7.	Ben Roethlisberger, 2004	8.80 (176/20)
8.	Earl Morrall, 1957	7.78 (249/32)
9.	Steve Bono, 1987	7.13 (164/23)
10.	Ed Brown, 1962	6.92 (83/12)

- QB **Justin Fields** completed 17-of-23 passes for 153 yards in his Steelers debut in Week 1 at Atlanta. He ran for 57 yards and became the second quarterback in NFL history to complete at least 70.0% of his passes and rush for 50+ yards.

QB WITH 70.0%+ COMPLETION PCT., 50+ RUSH YARDS – SINCE 1970

PLAYER, OPP.	COMP. PCT.	RUSH YDS.
Justin Fields, PIT at ATL, Week 1 of 2024	17-23 (73.9)	57
Cam Newton, NE vs. MIA, Week 1 of 2020	15-19 (78.9)	75

- QB Kenny Pickett completed 34-of-52 passes (65.4 percent) for 327 yards, one interception and a 74.8 rating in Week 5 of 2022 at Buffalo.
- Pickett set franchise records for pass completions, pass attempts and passing yards by quarterbacks in Steelers starting debut.

FRANCHISE QB RECORDS IN TEAM STARTING DEBUT

CATEGORY	NAME	STAT
Completions	Kenny Pickett	34
Attempts	Kenny Pickett	52
Completion Percentage	Devlin Hodges	75.0%
Passing Yards	Kenny Pickett	327
Passing TDs	Tommy Maddox	3
	Earl Morrall	3
Quarterback Rating	Ted Marchibroda	120.0
Passing Yards/Attempt	Ron Smith	11.50

COMPLIMENTARY FOOTBALL

- Pittsburgh finished the 2024 regular season ranked eighth in scoring defense (20.4) and 16th in scoring offense (22.4).
- Pittsburgh has finished the season ranked in the top 10 in both scoring defense and scoring offense 14 times since the 1970 AFL-NFL merger.
- The Steelers have not finished a season ranked in the top 10 in both scoring defense and scoring offense since 2017.

STEELERS RANK TOP 10 IN SCORING DEFENSE, SCORING OFFENSE – SINCE 1970

YEAR	DEFENSE (RANK)	OFFENSE (RANK)
2017	19.3 (7th)	25.4 (8th)
2016	20.4 (10th)	24.9 (10th)
2007	16.8 (2nd)	24.6 (9th)
2005	16.1 (t-3rd)	24.3 (9th)
2001	13.3 (3rd)	22.0 (7th)
1995	20.4 (9th)	25.4 (5th)
1982	16.2 (4th)	22.7 (8th)
1979	16.4 (t-5th)	26.0 (1st)
1978	12.2 (1st)	22.5 (5th)
1976	9.9 (1st)	24.4 (5th)
1975	11.6 (2nd)	26.6 (5th)
1974	13.5 (2nd)	21.8 (6th)
1973	12.7 (4th)	24.8 (4th)
1972	12.5 (2nd)	24.5 (5th)
indicates Super Bowl berth		
indicates playoff berth		

DON'T LEAVE EARLY

- Pittsburgh has won 15 of its 21 regular-season games decided by one score (eight points or less) since the start of the 2023 season.
- The Steelers have won 19 of its last 26 regular-season games decided by one score (eight points or less).
- Pittsburgh's 21 regular-season games decided by one score (eight points or less) are tied for the eighth-most in the NFL since the start of the 2023 season.

MOST ONE-SCORE REGULAR-SEASON GAMES – SINCE 2023

RANK	TEAM	GAMES
1.	Minnesota Vikings	24
2.	L.A. Rams	23
3.	Kansas City Chiefs	22
	Houston Texans	22
	Indianapolis Colts	22
	Washington Commanders	22
	Atlanta Falcons	22
8.	Pittsburgh Steelers	21
	Three other teams tied with	21

- Pittsburgh's 15 regular-season wins in one-score games are tied for the third-most in the NFL since the start of the 2023 season.

MOST WINS IN ONE-SCORE REGULAR-SEASON GAMES – SINCE 2023

RANK	TEAM	WINS
1.	Kansas City Chiefs	17
2.	Philadelphia Eagles	16
3.	Pittsburgh Steelers	15
	Minnesota Vikings	15
5.	Houston Texans	14
	L.A. Rams	14
	Indianapolis Colts	14

- The Steelers' .714 win percentage in regular-season one-score games is the third-best in the NFL since the start of the 2023 season (min. 15 games).

BEST WIN PCT. IN ONE-SCORE REGULAR-SEASON GAMES – SINCE 2023 (MIN. 15)

RANK	TEAM	W	L	T	WIN PCT.
1.	Kansas City Chiefs	17	5	0	.773
2.	Philadelphia Eagles	16	5	0	.762
3.	Pittsburgh Steelers	15	6	0	.714
4.	Indianapolis Colts	14	8	0	.636
	Houston Texans	14	8	0	.636

- Pittsburgh's 86 regular-season one-score games are the most in the NFL since the start of the 2017 season.

MOST ONE-SCORE REGULAR-SEASON GAMES – SINCE 2017

RANK	TEAM	GAMES
1.	Pittsburgh Steelers	86
2.	Seattle Seahawks	80
3.	L.A. Chargers	79
	Atlanta Falcons	79
5.	Minnesota Vikings	78

- Pittsburgh's 57 regular-season wins in one-score games are the most in the NFL since the start of the 2017 season.

MOST WINS IN ONE-SCORE REGULAR-SEASON GAMES – SINCE 2017

RANK	TEAM	WINS
1.	Pittsburgh Steelers	57
2.	Kansas City Chiefs	50
3.	Minnesota Vikings	48
4.	Seattle Seahawks	46
5.	Philadelphia Eagles	44

- The Steelers' .674 regular-season win percentage in one-score games is the best in the NFL since the start of the 2017 season (min. 50 games).

BEST WIN PCT. IN ONE-SCORE GAMES – SINCE 2017 (MIN. 50)

RANK	TEAM	W	L	T	WIN PCT.
1.	Pittsburgh Steelers	57	27	2	.674
2.	Kansas City Chiefs	50	25	0	.667
3.	Minnesota Vikings	48	29	1	.622
4.	Philadelphia Eagles	44	28	1	.610
5.	Miami Dolphins	38	25	0	.603

KINGS OF THE AFC

- Pittsburgh owns the NFL's best overall record vs. AFC opponents with a 426-280-2 (.603) mark since the 1970 AFL-NFL merger.
- The Steelers are the only team with a .600 overall win percentage against the AFC since the 1970 AFL-NFL merger.
- Pittsburgh is 396-254-2 (.609) in regular-season games vs. AFC opponents since the 1970 AFL-NFL merger.
- The Steelers are the only team with a .600 regular-season win percentage against the AFC since the 1970 AFL-NFL merger.
- Pittsburgh's 396 regular-season wins against the AFC since the 1970 AFL-NFL merger are the most in the League.
- The Steelers are the only team with at least 375 regular-season wins against the AFC since the 1970 AFL-NFL merger.

MOST REGULAR-SEASON WINS VS. AFC – SINCE 1970

RANK	TEAM	WINS
1.	Pittsburgh Steelers	396
2.	New England Patriots	373
3.	Miami Dolphins	364
4.	Denver Broncos	359
5.	Kansas City Chiefs	345

- The Steelers' .609 regular-season win percentage against the AFC since the 1970 AFL-NFL merger is the best among AFC teams.

BEST REGULAR-SEASON WIN PCT. VS. AFC – SINCE 1970

RANK	TEAM	W	L	T	WIN PCT.
1.	Pittsburgh Steelers	396	254	2	.609
2.	New England Patriots	373	281	0	.570
3.	Miami Dolphins	364	285	2	.561
4.	Denver Broncos	359	283	4	.559
5.	Baltimore Ravens	194	156	0	.554

- Pittsburgh is 230-95 (.708) in regular-season home games against the AFC since the 1970 AFL-NFL merger.
- The Steelers' 230 regular-season home wins against the AFC since the 1970 AFL-NFL merger are the most among AFC teams.

MOST REGULAR-SEASON HOME WINS VS. AFC – SINCE 1970

RANK	TEAM	WINS
1.	Pittsburgh Steelers	230
2.	New England Patriots	215
3.	Denver Broncos	213
	Miami Dolphins	213
5.	Kansas City Chiefs	199

- Pittsburgh's .708 regular-season home win percentage against the AFC since the 1970 AFL-NFL merger is the best among AFC teams.

BEST REGULAR-SEASON HOME WIN PCT. VS. AFC – SINCE 1970

RANK	TEAM	W	L	T	WIN PCT.
1.	Pittsburgh Steelers	230	95	0	.708
2.	Denver Broncos	213	106	4	.667
3.	Baltimore Ravens	116	60	0	.659
4.	New England Patriots	215	112	0	.657
5.	Miami Dolphins	213	112	1	.655

- Pittsburgh is 166-159-2 (.511) in regular-season road games against the AFC since the 1970 AFL-NFL merger.
- The Steelers' 166 regular-season road wins against the AFC since the 1970 AFL-NFL merger are the most among AFC teams.

MOST REGULAR-SEASON ROAD WINS VS. AFC – SINCE 1970

RANK	TEAM	WINS
1.	Pittsburgh Steelers	166
2.	New England Patriots	158
3.	Indianapolis Colts	155
4.	Miami Dolphins	151
5.	Denver Broncos	146
	Kansas City Chiefs	146

- Pittsburgh's .511 regular-season road win percentage against the AFC since the 1970 AFL-NFL merger is the best among AFC teams.

BEST REGULAR-SEASON ROAD WIN PCT. VS. AFC – SINCE 1970

RANK	TEAM	W	L	T	WIN PCT.
1.	Pittsburgh Steelers	166	159	2	.511
2.	New England Patriots	158	169	0	.483
3.	Indianapolis Colts	155	173	1	.473
4.	Miami Dolphins	151	173	1	.466
5.	Denver Broncos	146	177	0	.452

THERE'S A FINE LINE BETWEEN MAKING WINE AND SQUASHING GRAPES

- The Steelers lost two straight games decided by three points or less, after having a chance late in the 4th quarter to win both, in Weeks 4 and 5. Pittsburgh had similar results in Week 12 at Cleveland and Week 18 vs. Cincinnati.
- **Week 4 at Indianapolis:** got the ball down three points with 2:39 remaining (lost after turnover on downs).
- **Week 5 vs. Dallas:** took four-point lead with 4:56 remaining (lost after the Cowboys scored a TD with 0:20 left).
- **Week 12 at Cleveland:** got the ball down five points with 0:57 remaining after a Browns' go-ahead TD (lost after hail mary fell incomplete on the game's final play).
- **Week 18 vs. Cincinnati:** got the ball down two points with 1:51 remaining (lost after turnover on downs).

STEELERS PLAY HOST TO WEST COAST TEAMS

- Pittsburgh owns a 38-16 (.704) regular-season home record against teams that comprise the Pacific time zone (L.A. Rams, Oakland/L.A./Las Vegas Raiders, San Diego/L.A. Chargers, San Francisco 49ers and Seattle Seahawks) since the 1970 AFL-NFL merger.
- Pittsburgh played host to L.A. Chargers in 2024.

HIGHEST REGULAR-SEASON HOME WIN PCT. VS. WEST COAST – SINCE 1970

RANK	TEAM	W	L	T	WIN PCT.
1.	L.A. Chargers	15	2	0	.882
2.	L.A. Rams	4	1	0	.800
3.	Seattle Seahawks	8	3	0	.727
4.	Las Vegas Raiders	7	6	0	.538
5.	San Francisco 49ers	4	4	0	.500

STEELERS TRAVEL TO WEST COAST TEAMS

- Pittsburgh owns a 22-30 (.423) regular-season road record against teams that comprise the Pacific time zone (L.A. Rams, Oakland/L.A./Las Vegas Raiders, San Diego/L.A. Chargers, San Francisco 49ers and Seattle Seahawks) since the 1970 AFL-NFL merger.
- Pittsburgh travelled to the Pacific time zone once in 2024 when it played at Las Vegas (Week 6).
- The Steelers travelled to the Pacific time zone three different times in 2023: Las Vegas (Week 3), L.A. Rams (Week 7) and Seattle (Week 17).

REGULAR-SEASON ROAD WIN PCT. VS. WEST COAST – SINCE 1970

RANK	TEAM	W	L	T	WIN PCT.
1.	L.A. Chargers	9	7	0	.563
2.	San Francisco 49ers	4	4	0	.500
3.	Las Vegas Raiders	6	8	0	.429
4.	Seattle Seahawks	2	7	0	.200
5.	L.A. Rams	1	4	0	.091

FOURTH QUARTER IS WINNING TIME

- Pittsburgh has won five regular-season games when trailing at the end of the third quarter since the start of the 2023 season, which is tied for the most in the NFL over the span.

MOST REGULAR-SEASON WINS WHEN TRAILING AFTER 3RD QUARTER – SINCE 2023

RANK	TEAM	WINS
1.	Pittsburgh Steelers	5
	Kansas City Chiefs	5
	Philadelphia Eagles	5
	Seattle Seahawks	5
	L.A. Rams	5

- The Steelers have won 16 regular-season games when trailing at the end of the third quarter since the start of the 2020 season, which is two more wins than any other team in the League and most in the NFL over the span.

MOST REGULAR-SEASON WINS WHEN TRAILING AFTER 3RD QUARTER – SINCE 2020

RANK	TEAM	WINS
1.	Pittsburgh Steelers	16
2.	Kansas City Chiefs	14
3.	Philadelphia Eagles	10
	Minnesota Vikings	10
5.	Washington Commanders	9
	Tampa Bay Buccaneers	9

HALFTIME GOT YOU DOWN

- Pittsburgh has won eight regular-season games when trailing at halftime since the start of the 2023 season, which is tied for the most in the NFL over the span.

MOST REGULAR-SEASON WINS WHEN TRAILING AT HALF – SINCE 2023

RANK	TEAM	WINS
1.	Pittsburgh Steelers	8
	Philadelphia Eagles	8
	L.A. Rams	8
4.	Seattle Seahawks	7
	Washington Commanders	7

- Pittsburgh has won 17 regular-season games when trailing at halftime since the start of the 2020 season, which is the second-most in the NFL over the span.

MOST REGULAR-SEASON WINS WHEN TRAILING AT HALF – SINCE 2020

RANK	TEAM	WINS
1.	Kansas City Chiefs	18
2.	Pittsburgh Steelers	17
3.	Tampa Bay Buccaneers	14
4.	L.A. Rams	13
5.	Philadelphia Eagles	12
	Washington Commanders	12

- Pittsburgh has won four regular-season games in which it trailed by 10 or more points at halftime since the start of the 2020 season, which is tied for the most in the League.

MOST REGULAR-SEASON WINS WHEN TRAILING BY 10+ POINTS AT HALF – SINCE 2020

RANK	TEAM	WINS
1.	Pittsburgh Steelers	4
	Arizona Cardinals	4
	Tampa Bay Buccaneers	4
4.	Six different teams tied with	3

- Pittsburgh has won seven regular-season games in which it trailed by 10 or more points in the second half since the start of the 2020 season, which is tied for the second-most in the League.

MOST REGULAR-SEASON WINS WHEN TRAILING BY 10+ POINTS IN SECOND HALF – SINCE 2020

RANK	TEAM	WINS
1.	Minnesota Vikings	8
	Tampa Bay Buccaneers	8
3.	Pittsburgh Steelers	7
4.	Arizona Cardinals	6
5.	Four different teams tied with	5

- The Steelers have won nine regular-season games in which they trailed by 10 or more points at some point of the game since the start of the 2020 season, which is the fifth-most in the NFL over the span.

MOST REGULAR-SEASON WINS WHEN TRAILING BY 10+ POINTS – SINCE 2020

RANK	TEAM	WINS
1.	Kansas City Chiefs	11
2.	Philadelphia Eagles	10
	Minnesota Vikings	10
	Tampa Bay Buccaneers	10
5.	Pittsburgh Steelers	9

THIRD-QUARTER DOMINANCE

- Pittsburgh did not allow a point in the third quarter over its first eight games of the 2024 season.
- The Steelers blanked their opponent in the third quarter on 10 occasions this season, which was the most in the NFL.

NFL MOST THIRD-QUARTER SHUTOUTS – 2024

RANK	TEAM	SHUTOUTS
1.	Pittsburgh Steelers	10
2.	Buffalo Bills	9
	Denver Broncos	9
4.	Philadelphia Eagles	8
5.	Baltimore Ravens	7
	N.Y. Jets	7
	Tampa Bay Buccaneers	7

- Washington and Baltimore scored 10 and three points, respectively, in Weeks 10 and 11, but the Steelers still led the NFL in fewest points allowed (32) in the third quarter in 2024.

NFL FEWEST THIRD-QUARTER POINTS ALLOWED – 2024

RANK	TEAM	POINTS
1.	Pittsburgh Steelers	32
2.	Denver Broncos	50
3.	Buffalo Bills	54
4.	L.A. Chargers	61
5.	Philadelphia Eagles	64
	Chicago Bears	64

- Pittsburgh’s 32 points allowed in the third quarter of the 2024 regular season is the 16th-fewest in the NFL since the start of the 2000 season.
- Two of Tomlin’s teams and another Steelers’ squad rank in the top 20 since 2000.

NFL FEWEST THIRD-QUARTER POINTS ALLOWED – SEASON – SINCE 2000

RANK	TEAM, YEAR	POINTS
1.	Miami Dolphins, 2000	9
2.	Buffalo Bills, 2004	12
3.	Pittsburgh Steelers, 2001	13
4.	Baltimore Ravens, 2010	24
5.	Minnesota Vikings, 2016	27
	San Francisco 49ers, 2007	27
7.	Kansas City Chiefs, 2020	28
8.	Pittsburgh Steelers, 2008	29
	Buffalo Bills, 2023	29
10.	Five teams tied with	30
16.	Pittsburgh Steelers, 2024	32

- Pittsburgh’s 32 points allowed in the third quarter this season was the fewest by the Steelers since 2008 (29 points allowed).
- The Steelers’ 32 points allowed in the third quarter this season was the third-fewest by Pittsburgh since 2000.

FEWEST THIRD-QUARTER POINTS ALLOWED BY STEELERS – SEASON – SINCE 2000

RANK	YEAR	POINTS
1.	2001	13
2.	2008	29
3.	2024	32
4.	2015	37
5.	2010	39

- Pittsburgh scored 100 points in the third quarter in 2024, which was the seventh-most in the NFL.

NFL MOST THIRD-QUARTER POINTS – 2024

RANK	TEAM	POINTS
1.	Detroit Lions	152
2.	Buffalo Bills	144
3.	Baltimore Ravens	124
4.	Minnesota Vikings	113
5.	Cincinnati Bengals	112
6.	Philadelphia Eagles	106
7.	Pittsburgh Steelers	100

- The Steelers’ 100 points scored in the third quarter this season is the fifth-most by Pittsburgh since 2000.

MOST THIRD-QUARTER POINTS BY STEELERS – SEASON – SINCE 2000

RANK	YEAR	POINTS
1.	2013	106
2.	2005	103
3.	2001	102
4.	2018	101
5.	2024	100

- Pittsburgh had a +68-point scoring margin (100-32) in the third quarter in 2024, which was the second-best in the NFL.

NFL LARGEST THIRD-QUARTER SCORING MARGIN – 2024

RANK	TEAM	MARGIN
1.	Buffalo Bills	+90
2.	Pittsburgh Steelers	+68
3.	Detroit Lions	+64
4.	Baltimore Ravens	+56
5.	Philadelphia Eagles	+42

- The Steelers’ +68-point scoring margin (100-32) in the third quarter this season was the second-most by Pittsburgh since 2000.

NFL LARGEST THIRD-QUARTER SCORING MARGIN – SEASON – SINCE 2000

RANK	YEAR	MARGIN
1.	2001	+89
2.	2024	+68
3.	2008	+58
4.	2013	+49
5.	2005	+49

STEELERS AT THEIR BEST IN THE SECOND HALF

- The Steelers scored at least 17 points in the second half five times in 2024 (17, Week 13 at Cincinnati; 17, Week 8 vs. N.Y. Giants; 24, Week 7 vs. N.Y. Jets; 20, Week 6 at Las Vegas; 21, Week 4 at Indianapolis).
- Pittsburgh’s five second-half scoring outputs of at least 17 points was tied for the 10th-most in the NFL.

MOST 17+ POINT SCORING SECOND HALFS – 2024

RANK	TEAM	GAMES
1.	Buffalo Bills	9
	Detroit Lions	9
3.	Tampa Bay Buccaneers	8
4.	Cincinnati Bengals	7
	Denver Broncos	7
6.	Baltimore Ravens	6
	Washington Commanders	6
	Minnesota Vikings	6
	Philadelphia Eagles	6
10.	Pittsburgh Steelers	5
	Four other teams tied with	5

- The Steelers scored at least 20 points in the second half three times in 2024 (24, Week 7 vs. N.Y. Jets; 20, Week 6 at Las Vegas; 21, Week 4 at Indianapolis).
- Pittsburgh’s three second-half scoring outputs of at least 20 points was tied for the 10th-most in the NFL.

MOST 20+ POINT SCORING SECOND HALFS – 2024

RANK	TEAM	GAMES
1.	Buffalo Bills	6
	Tampa Bay Buccaneers	6
	Detroit Lions	6
4.	Cincinnati Bengals	5
	Denver Broncos	5
6.	Baltimore Ravens	4
	Washington Commanders	4
	Philadelphia Eagles	4
	Green Bay Packers	4
10.	Pittsburgh Steelers	3
	Four other teams tied with	3

- Pittsburgh registered second-half shutouts in Week 1 at Atlanta, Week 3 vs. L.A. Chargers and Week 6 vs. N.Y. Jets.
- The Steelers allowed 151 points in the second half in 2024, which was the fifth-fewest in the NFL.

FEWEST SECOND-HALF POINTS ALLOWED – 2024

RANK	TEAM	POINTS
1.	Denver Broncos	130
2.	Tampa Bay Buccaneers	135
3.	Chicago Bears	148
4.	Green Bay Packers	150
5.	Pittsburgh Steelers	151

- Pittsburgh had a +60-point scoring margin (211-155) in the second half in 2024, which was the seventh-best in the NFL.

LARGEST SECOND-HALF SCORING MARGIN – 2024

RANK	TEAM	MARGIN
1.	Buffalo Bills	+119
2.	Tampa Bay Buccaneers	+112
3.	Philadelphia Eagles	+100
4.	Detroit Lions	+83
5.	Denver Broncos	+82
6.	Green Bay Packers	+78
7.	Pittsburgh Steelers	+60

- The Steelers yielded just 8.88 pts/second half in 2024, which was the fifth-best in the NFL.

NFL BEST SECOND-HALF SCORING DEFENSE – 2024

RANK	TEAM	PTS./HALF
1.	Denver Broncos	7.65
2.	Tampa Bay Buccaneers	7.94
3.	Chicago Bears	8.71
4.	Green Bay Packers	8.82
5.	Pittsburgh Steelers	8.88

- Pittsburgh had a +3.53 second-half scoring margin in 2024, which was the seventh-best in the NFL.

NFL BEST SECOND-HALF SCORING DIFFERENTIAL – 2024

RANK	TEAM	PTS./HALF
1.	Buffalo Bills	7.00
2.	Tampa Bay Buccaneers	6.59
3.	Philadelphia Eagles	5.88
4.	Detroit Lions	4.88
5.	Denver Broncos	4.82
6.	Green Bay Packers	4.59
7.	Pittsburgh Steelers	3.53

DEFENSE CHAMPION OF HALFTIME ADJUSTMENTS

- Here's a comparison between Pittsburgh's defense in the first half vs. second half:

STEELERS DEFENSE RANKINGS

STAT (1ST HALF)		STAT (2ND HALF)
163.8 (t-13th)	Total Yards/Half	162.9 (14th)
5.5 (t-16th)	Total Yards/Play	5.2 (t-8th)
50.1 (t-9th)	Rushing Yards/Half	48.6 (4th)
4.2 (t-8th)	Rushing Yards/Attempt	4.0 (t-5th)
113.8 (17th)	Passing Net Yards/Half	114.2 (23rd)
7.1 (t-14th)	Passing Net Yards/Attempt	7.2 (t-18th)
1.8% (21st)	Passing/Pct. Had Intercepted	4.0% (2nd)
96.3 (17th)	Passing Rtg.	79.0 (2nd)
4.9% (29th)	Sacks/Pass Play	8.8% (t-6th)
9.6 (t-14th)	First Downs/Half	9.4 (12th)
35.4 (9th)	Third Down Efficiency	35.2 (8th)
50.0 (t-6th)	Fourth Down Efficiency	75.0 (29th)
11.0 (15th)	Points/Half	8.9 (t-5th)

LET THE HORSES RUN

- The Steelers are 263-53-3 (.829) overall in franchise history when it features a 100-yard rusher.
- Pittsburgh is 250-49-3 (.833) in regular-season franchise history when it features a 100-yard rusher.
- The Steelers are 234-38-3 (.856) overall since the AFL-NFL merger in 1970 when they feature a 100-yard rusher.
- Pittsburgh is 221-34-3 (.862) in the regular-season since the AFL-NFL merger in 1970 when they feature a 100-yard rusher
- The Steelers have won 19 of its last 22 (19-1-2, .909) and 29 of its last 33 regular-season games (29-2-2, .909).

PROTECTING THE QB

- Since the start of the 2019 season, Pittsburgh ranks tied for 10th in most games without allowing multiple sacks (38).

MOST GAMES WITHOUT ALLOWING MULTIPLE SACKS – SINCE 2019

RANK	TEAM	GAMES
1.	Buffalo Bills	56
2.	Green Bay Packers	53
3.	Kansas City Chiefs	51
4.	New Orleans Saints	47
5.	L.A. Rams	46
	Tampa Bay Buccaneers	46
7.	Dallas Cowboys	44
8.	Indianapolis Colts	42
9.	Baltimore Ravens	40
10.	Pittsburgh Steelers	38
	Tampa Bay Buccaneers	38

- Since the start of the 2019 season, Pittsburgh ranks tied for eighth in sacks allowed per pass attempt (5.7%).

NFL FEWEST SACKS ALLOWED PER PASS ATTEMPT – SINCE 2019

RANK	TEAM	SACKS ALLOWED PCT.
1.	Kansas City Chiefs	4.4
2.	Buffalo Bills	4.6
3.	Tampa Bay Buccaneers	4.8
4.	Green Bay Packers	5.0
5.	Dallas Cowboys	5.3
6.	L.A. Rams	5.5
7.	Detroit Lions	5.6
8.	Pittsburgh Steelers	5.7
	L.A. Chargers	5.7
10.	Jacksonville Jaguars	5.8

- Pittsburgh has allowed 207 sacks since the start of the 2019 season, which was the eighth-fewest in the NFL over the span.

NFL FEWEST SACKS ALLOWED – SINCE 2019

RANK	TEAM	SACKS ALLOWED
1.	Buffalo Bills	165
2.	Kansas City Chiefs	172
3.	Green Bay Packers	174
4.	Tampa Bay Buccaneers	194
5.	New Orleans Saints	201
6.	L.A. Rams	202
7.	Dallas Cowboys	205
8.	Pittsburgh Steelers	207
9.	San Francisco 49ers	209
	Detroit Lions	209

BALL SECURITY

- Pittsburgh committed 17 turnovers in 2024 (and one was a fumble following multiple laterals at the end of the Week 5 loss vs. Dallas).
- The Steelers' 17 giveaways in 2024 are tied for the eighth-fewest in a season since the 1970 AFL-NFL merger.

STEELERS FEWEST GIVEAWAYS – SEASON – SINCE 1970

RANK	YEAR	GIVEAWAYS
1.	1976	12
	1975	12
	1972	12
4.	1989	13
5.	1990	15
6.	2023	16
	1982	16
8.	2024	17
	1994	17
10.	2020	18
	2016	18
	2010	18

- The Steelers committed 17 turnovers in 2024, which was the 10th-fewest in the League.

NFL FEWEST GIVEAWAYS – 2024

RANK	TEAM	GIVEAWAYS
1.	Buffalo Bills	8
2.	L.A. Chargers	9
3.	Baltimore Ravens	11
4.	L.A. Rams	14
	Chicago Bears	14
	Kansas City Chiefs	14
6.	Detroit Lions	15
	Philadelphia Eagles	15
8.	Washington Commanders	16
	Chicago Bears	16
10.	Pittsburgh Steelers	17

- The Steelers have committed 33 turnovers since the start of the 2023 season, which is tied for the fourth-fewest in the NFL over the span.

NFL FEWEST GIVEAWAYS – SINCE 2023

RANK	TEAM	GIVEAWAYS
1.	Baltimore Ravens	30
	L.A. Chargers	30
3.	L.A. Rams	32
4.	Pittsburgh Steelers	33
	Houston Texans	33

- Pittsburgh threw six interceptions in 2024. The Steelers have not thrown fewer interceptions in a season since the 1970 AFL-NFL merger.

STEELERS FEWEST INTERCEPTIONS – SEASON – SINCE 1970

RANK	YEAR	INTERCEPTIONS
1.	2024	6
2.	1994	9
	2010	9
	2023	9
5.	2014	10
	2000	10

- Pittsburgh threw six interceptions this season, which was tied for the third-fewest in the League.

NFL FEWEST INTERCEPTIONS – 2024

RANK	TEAM	INT
1.	L.A. Chargers	3
2.	Baltimore Ravens	4
3.	Pittsburgh Steelers	6
	Buffalo Bills	6
	Philadelphia Eagles	6

- Pittsburgh has thrown 15 interceptions since the start of the 2023 season, which is the third-fewest in the NFL over the span.

NFL FEWEST INTERCEPTIONS – SINCE 2023

RANK	TEAM	INT
1.	Baltimore Ravens	11
	L.A. Chargers	11
3.	Pittsburgh Steelers	15
4.	Houston Texans	20
5.	Denver Broncos	21

- The Steelers are 23-9 (.719) in games when their quarterback does not throw an interception since the start of the 2022 season.
- Pittsburgh had a +16 turnover margin in 2024, which was the second-best in a season since the 1970 AFL-NFL merger.

STEELERS BEST TURNOVER MARGIN – SEASON – SINCE 1970

RANK	YEAR	TURNOVER MARGIN
1.	2010	+17
2.	1972	+16
3.	2024	+15
	1975	+15
5.	2000	+14
	1994	+14

- Pittsburgh has a +27 turnover margin since the start of the 2023 season, which is the best in the NFL over the span.

NFL BEST TURNOVER MARGIN – SINCE 2023

RANK	TEAM	TURNOVER MARGIN
1.	Pittsburgh Steelers	+27
2.	Buffalo Bills	+26
3.	Houston Texans	+20
4.	Baltimore Ravens	+18
5.	Cincinnati Bengals	+13

- Pittsburgh had a +16 turnover margin in 2024, which was the second-best in the NFL.

NFL BEST TURNOVER MARGIN – 2024

RANK	TEAM	TURNOVER MARGIN
1.	Buffalo Bills	+24
2.	Pittsburgh Steelers	+16
3.	Green Bay Packers	+12
	L.A. Chargers	+12
	Minnesota Vikings	+12

STEELERS TAKEAWAYS

- Pittsburgh recorded 33 takeaways in 2024, which was tied for the most in the NFL.

NFL MOST TAKEAWAYS – 2024

RANK	TEAM	TAKEAWAYS
1.	Pittsburgh Steelers	33
	Minnesota Vikings	33
3.	Buffalo Bills	32
4.	Green Bay Packers	31
5.	Houston Texans	29

- The Steelers forced multiple turnovers in 12 games in 2024, which was the most in the NFL.

NFL MOST GAMES WITH MULTIPLE TAKEAWAYS – 2024

RANK	TEAM	GAMES
1.	Pittsburgh Steelers	12
2.	Minnesota Vikings	11
	Green Bay Packers	11
4.	Buffalo Bills	10
5.	Houston Texans	8
	Denver Broncos	8
	Indianapolis Colts	8

- Pittsburgh forced three or more turnovers in seven games in 2024, which was the most in the NFL.

MOST GAMES WITH THREE TAKEAWAYS – 2024

RANK	TEAM	GAMES
1.	Pittsburgh Steelers	7
2.	Green Bay Packers	6
3.	Houston Texans	5
	Buffalo Bills	5
5.	Minnesota Vikings	4
	Philadelphia Eagles	4
	Indianapolis Colts	4

- The Steelers recorded at least three takeaways in four consecutive games (Weeks 11-14), which was the longest active streak in the NFL when it ended in Week 15 at Philadelphia.
- The four-game streak with at least three takeaways was the longest by the Steelers since 2019 when Pittsburgh had a five-game streak (Weeks 5-10).
- The four-game streak with at least three takeaways was tied for the fourth-longest by the Steelers since the 1970 AFL-NFL merger.

MOST CONSECUTIVE 3+ TAKEAWAY GAMES BY STEELERS – SINCE 1970

RANK	YEAR	GAMES	START	END
1.	1974	8	10/06/1974	11/25/1974
2.	1989	6	11/12/1989	12/17/1989
3.	2019	5	10/06/2019	11/10/2019
4.	2024	4	11/17/2024	12/15/2024
	13 other tied with	4		

- The four-game streak with at least three takeaways was the longest in the NFL since 2019 when Pittsburgh had a five-game streak (Weeks 5-10).
- The four-game streak with at least three takeaways was tied for the second-longest in the NFL since head coach **Mike Tomlin** took the reigns in 2007.

NFL MOST CONSECUTIVE 3+ TAKEAWAY GAMES – SINCE 2007

RANK	TEAM, YEAR	GAMES	START	END
1.	Pittsburgh Steelers, 2019	5	10/06/2019	11/10/2019
2.	Pittsburgh Steelers, 2024	4	11/17/2024	12/15/2024
3.	10 other teams tied with	4		

- Pittsburgh has registered 170 takeaways since the start of the 2019 season, which is the most in the NFL over the span.

NFL MOST TAKEAWAYS – SINCE 2019

RANK	TEAM	TAKEAWAYS
1.	Pittsburgh Steelers	170
2.	Buffalo Bills	168
3.	Minnesota Vikings	157
4.	Dallas Cowboys	155
5.	Indianapolis Colts	151

- The Steelers have forced multiple turnovers in 56 games since the start of the 2019 season, which leads the NFL over the span.

NFL MOST GAMES WITH MULTIPLE TAKEAWAYS – SINCE 2019

RANK	TEAM	GAMES
1.	Pittsburgh Steelers	56
2.	Buffalo Bills	50
3.	Indianapolis Colts	49
4.	Minnesota Vikings	47
5.	Dallas Cowboys	45

- Pittsburgh has forced three or more turnovers in 25 games since the start of the 2019 season, which is the most in the NFL over the span.

MOST GAMES WITH THREE TAKEAWAYS – SINCE 2019

RANK	TEAM	GAMES
1.	Pittsburgh Steelers	25
2.	Dallas Cowboys	23
3.	Buffalo Bills	21
4.	New Orleans Saints	20
	Green Bay Packers	20

- Pittsburgh has forced four or more turnovers in eight games since the start of the 2019 season, which is the fifth-most in the NFL over the span.

MOST GAMES WITH FOUR TAKEAWAYS – SINCE 2019

RANK	TEAM	GAMES
1.	Buffalo Bills	12
	Dallas Cowboys	12
3.	New England Patriots	9
	San Francisco 49ers	9
5.	Pittsburgh Steelers	8

- The Steelers registered 91 points off turnovers in 2024, which was the sixth-most in the NFL.

NFL MOST POINTS OFF TURNOVERS – 2024

RANK	TEAM	PTS OFF TO
1.	Buffalo Bills	128
2.	Green Bay Packers	117
3.	Philadelphia Eagles	104
4.	Minnesota Vikings	101
5.	Houston Texans	100
6.	Pittsburgh Steelers	91

- Pittsburgh allowed 38 points off turnovers in 2024, which was the fourth-most in the NFL.
- The Steelers allowed just 17 points off turnovers in their first 14 games of the season, but Baltimore scored 14 points on turnovers in Week 16 and Kansas City added seven in Week 17.

NFL FEWEST POINTS ALLOWED OFF TURNOVERS – 2024

RANK	TEAM	PTS OFF TO ALLOWED
1.	L.A. Chargers	21
2.	Buffalo Bills	27
3.	Baltimore Ravens	30
4.	Pittsburgh Steelers	38
5.	Philadelphia Eagles	40
	L.A. Rams	40

- Pittsburgh recorded a +53 points off turnover margin in 2024, which was the third-most in the NFL.

NFL LARGEST POINTS OFF TURNOVER MARGIN – 2024

RANK	TEAM	PTS OFF TO MARGIN
1.	Buffalo Bills	+101
2.	Philadelphia Eagles	+64
3.	Pittsburgh Steelers	+53
4.	Houston Texans	+50
5.	L.A. Chargers	+42
	Detroit Lions	+42

STEELERS FORCE THE ISSUE

- The Steelers forced 22 fumbles in 2024, which was tied for the most in the NFL.

NFL MOST FORCED FUMBLES – 2024

RANK	TEAM	FF
1.	Pittsburgh Steelers	22
	Philadelphia Eagles	22
3.	Dallas Cowboys	18
	Buffalo Bills	18
	Indianapolis Colts	18

- The Steelers forced multiple fumbles in eight games in 2024, which was the most in the NFL.

NFL MOST GAMES WITH MULTIPLE FORCED FUMBLES – 2024

RANK	TEAM	GAMES
1.	Pittsburgh Steelers	8
2.	Buffalo Bills	6
	Dallas Cowboys	6
	Philadelphia Eagles	6
5.	Tampa Bay Buccaneers	5

- Pittsburgh has registered 103 forced fumbles since the start of the 2019 season, which is the most in the NFL over the span.

NFL MOST FORCED FUMBLES – SINCE 2019

RANK	TEAM	FF
1.	Pittsburgh Steelers	103
2.	Tampa Bay Buccaneers	98
3.	Dallas Cowboys	97
	San Francisco 49ers	97
5.	Philadelphia Eagles	95
	Indianapolis Colts	95

- The Steelers have forced at least one fumble in 60 games since the start of the 2019 season, which is tied for the sixth-most in the NFL over the span.

NFL MOST GAMES WITH AT LEAST ONE FORCED FUMBLES – SINCE 2019

RANK	TEAM	GAMES
1.	Tampa Bay Buccaneers	67
	Indianapolis Colts	67
3.	Buffalo Bills	62
4.	Seattle Seahawks	61
	Philadelphia Eagles	61
6.	Pittsburgh Steelers	60
	Cincinnati Bengals	60

- The Steelers have forced multiple fumbles in 27 games since the start of the 2019 season, which is the third-most in the NFL over the span.

NFL MOST GAMES WITH MULTIPLE FORCED FUMBLES – SINCE 2019

RANK	TEAM	GAMES
1.	San Francisco 49ers	29
2.	Tampa Bay Buccaneers	28
3.	Pittsburgh Steelers	27
4.	N.Y. Giants	26
	Dallas Cowboys	26

- Pittsburgh has forced three or more fumbles in 12 games since the start of the 2019 season, which is the most in the NFL over the span.

NFL MOST GAMES WITH THREE OR MORE FORCED FUMBLES – SINCE 2019

RANK	TEAM	GAMES
1.	Pittsburgh Steelers	12
2.	Dallas Cowboys	11
3.	Philadelphia Eagles	9
	Arizona Cardinals	9
	Chicago Bears	9

TAKEAWAY ZONE

- Pittsburgh registered six redzone takeaways in 2024, which was tied for the most in the NFL.

MOST REDZONE TAKEAWAYS – 2024

RANK	TEAM	TAKEAWAYS
1.	Pittsburgh Steelers	6
	Indianapolis Colts	6
3.	Chicago Bears	5
	Philadelphia Eagles	5
5.	Six teams tied with	4

- Pittsburgh has recorded 14 redzone takeaways since the start of the 2023 season, which is the most in the NFL.

MOST REDZONE TAKEAWAYS – SINCE 2023

RANK	TEAM	TAKEAWAYS
1.	Pittsburgh Steelers	14
2.	Arizona Cardinals	10
3.	Baltimore Ravens	9
	Cincinnati Bengals	9
5.	Philadelphia Eagles	8

- The Steelers have registered 10 redzone interceptions since the start of the 2023 season, which is the most in the NFL.

MOST REDZONE INTERCEPTIONS – SINCE 2023

RANK	TEAM	INT
1.	Pittsburgh Steelers	10
2.	Baltimore Ravens	7
3.	Cincinnati Bengals	6
	Arizona Cardinals	6
5.	Denver Broncos	5
	L.A. Rams	5

NO FLY ZONE

- Pittsburgh averaged an interception 2.9% per pass attempted in 2024, which was the fourth-best in the NFL.

BEST INTERCEPTION PCT. – 2024

RANK	TEAM	INT/ATT
1.	Minnesota Vikings	3.8
2.	Houston Texans	3.4
3.	Green Bay Packers	3.0
4.	Pittsburgh Steelers	2.9
	Indianapolis Colts	2.9

- Since the start of the 2019 season, Pittsburgh is averaging an interception 3.2% per pass attempted, which is the best in the NFL over that span.

BEST INTERCEPTION PCT. – SINCE 2019

RANK	TEAM	INT/ATT
1.	Pittsburgh Steelers	3.2
2.	New England Patriots	3.1
3.	Buffalo Bills	2.9
4.	Dallas Cowboys	2.7
	Minnesota Vikings	2.7
	Green Bay Packers	2.7
	Indianapolis Colts	2.7

- The Steelers recorded 17 interceptions in 2024, which was tied for the third-most in the NFL.

NFL MOST INTERCEPTIONS – 2024

RANK	TEAM	INT
1.	Minnesota Vikings	24
2.	Houston Texans	19
3.	Pittsburgh Steelers	17
	Green Bay Packers	17
5.	Buffalo Bills	16
	Indianapolis Colts	16
	Detroit Lions	16

- Pittsburgh has recorded 53 interceptions since the start of the 2022 season, which is tied for the most in the NFL.

NFL MOST INTERCEPTIONS – SINCE 2022

RANK	TEAM	INT
1.	Pittsburgh Steelers	53
	San Francisco 49ers	53
3.	Buffalo Bills	51
4.	Minnesota Vikings	50
5.	Houston Texans	49

- Pittsburgh has recorded 104 interceptions since the start of the 2019 season, which is the most in the NFL over the span.

NFL MOST INTERCEPTIONS – SINCE 2019

RANK	TEAM	INT
1.	Pittsburgh Steelers	104
2.	New England Patriots	102
3.	Buffalo Bills	99
4.	Minnesota Vikings	98
5.	Indianapolis Colts	90

THIRD-DOWN DEFENSE GOOD INDICATOR TO STEELERS SUCCESS

- The Steelers ranked second in the NFL in third-down defense in 2024. Pittsburgh's opponents converted just 35.29% of its third downs.

NFL BEST THIRD-DOWN DEFENSE – 2024

RANK	TEAM	3RD DOWN CONV. PCT.
1.	Detroit Lions	32.43%
2.	Pittsburgh Steelers	35.29%
3.	Philadelphia Eagles	35.55%
4.	Minnesota Vikings	35.62%
5.	L.A. Chargers	35.71%

- Pittsburgh's opponents converted just 35.29% of its third downs in 2024, which was the sixth-best third-down defense by the Steelers since 2000.

STEELERS BEST THIRD-DOWN DEFENSE – SINCE 2000

RANK	YEAR	3RD DOWN CONV. PCT.
1.	2008	31.42%
2.	2004	32.64%
3.	2010	33.49%
4.	2003	33.97%
5.	2001	34.17%
6.	2024	35.29%

- Pittsburgh led the NFL in third-down defense over the first three weeks of the season. The Steelers' opponents converted just 21.9% of its third downs.
- In the Week 4 and Week 5 losses to Indianapolis and Dallas, respectively, Pittsburgh's third-down defense ranked 30th in the League (56.7%).
- The 17 combined third-down conversions by the Colts and Cowboys are the most in consecutive games against the Steelers since Week 15 (vs. Denver) and Week 16 (at Baltimore) of the 2015 season when the Broncos and Ravens combined for 18 third-down conversions.
- The Steelers re-gained form on third down in the eight weeks entering Week 15 at Philadelphia. Pittsburgh limited the Raiders, Jets, Giants, Commanders, Ravens, Browns (twice) and Bengals to 26-of-92 (28.3%).
- The Eagles converted 58.8% of its third downs (10-of-17) in Week 15.
- The 10 third-down conversions and 58.8% third-down conversion rate by Philadelphia are tied for the fourth-most and tied for the sixth-highest (min. 15 attempts), respectively, by a Steelers opponent since 2007, when **Mike Tomlin** took the reigns as head coach of the Steelers.

THIRD-DOWN DEFENSE – GAME-BY-GAME

	3RD DOWN CONV. (M/A)	3RD DOWN CONV. PCT.
Week 1 at Atlanta	2-9	22.22%
Week 2 at Denver	2-12	16.67%
Week 3 vs. L.A. Chargers	3-11	27.27%
Week 4 at Indianapolis	8-15	53.33%
Week 5 vs. Dallas	9-15	60.00%
Week 6 at Las Vegas	2-11	18.18%
Week 7 vs. N.Y. Jets	3-10	30.00%
Week 8 vs. N.Y. Giants	5-15	33.33%
Week 10 at Washington	5-14	35.71%
Week 11 vs. Baltimore	4-11	36.36%
Week 12 at Cleveland	1-10	10.00%
Week 13 at Cincinnati	4-8	50.00%
Week 14 vs. Cleveland	2-13	15.38%
Week 15 at Philadelphia	10-17	58.82%
Week 16 at Baltimore	4-10	40.00%
Week 17 vs. Kansas City	3-10	30.00%
Week 18 vs. Cincinnati	5-13	38.46%
10 wins	32-114	28.07%
7 losses	40-90	44.44%

STEELERS GROUND THE PASSING GAME

- Since the start of the 2019 season, Pittsburgh opponents are averaging 213.9 passing yds/game, which is tied for the fifth-fewest allowed in the NFL over that span.

FEWEST PASSING YARDS/GAME ALLOWED – SINCE 2019

RANK	TEAM	GAMES
1.	San Francisco 49ers	202.5
2.	Buffalo Bills	204.4
	New England Patriots	204.4
4.	Cleveland Browns	206.2
5.	Pittsburgh Steelers	213.9
	Carolina Panthers	213.9

- Pittsburgh has limited 44 opponents at or below a 60.0 completion percentage since the start of the 2019 season, which is the third-most in the NFL over the span.

MOST GAMES 60.0 OR LESS OPPONENT COMPLETION PCT. – SINCE 2019

RANK	TEAM	GAMES
1.	Cleveland Browns	50
2.	New Orleans Saints	47
3.	Pittsburgh Steelers	44
4.	Baltimore Ravens	39
	New England Patriots	39

- Pittsburgh has held 90 opponents under 300 passing yards since the start of the 2019 season, which is tied for the second-most in the NFL over the span.

MOST GAMES 300 OR LESS PASSING YARDS ALLOWED – SINCE 2019

RANK	TEAM	GAMES
1.	Cleveland Browns	92
2.	Pittsburgh Steelers	90
	Green Bay Packers	90
	New Orleans Saints	90
	San Francisco 49ers	90

- Pittsburgh has allowed 300 or more passing yards in a game just 10 times since the start of the 2019 season, which is tied for the second-fewest in the NFL over the span.

FEWEST 300-YARD+ PASSING YARDS ALLOWED – SINCE 2019

RANK	TEAM	GAMES
1.	Cleveland Browns	8
2.	Pittsburgh Steelers	10
	Green Bay Packers	10
	New Orleans Saints	10
	San Francisco 49ers	10

NO FIRST DOWN FOR YOU

- Since the start of the 2019 season, Pittsburgh has allowed 18.9 first downs/game, which is the third-fewest in the NFL over that span.

FEWEST FIRST DOWNS/GAME – SINCE 2019

RANK	TEAM	1ST/GAME
1.	San Francisco 49ers	18.4
2.	New England Patriots	18.8
3.	Pittsburgh Steelers	18.9
4.	New Orleans Saints	19.1
	Cleveland Browns	19.1

- Since the start of the 2019 season, Pittsburgh has allowed 5.2 yards/play, which is tied for the fourth-fewest in the NFL over that span.

FEWEST YARDS/PLAY – SINCE 2019

RANK	TEAM	YDS/PLAY
1.	San Francisco 49ers	5.0
2.	Buffalo Bills	5.1
	New England Patriots	5.1
4.	Pittsburgh Steelers	5.2
	Five other teams tied	5.2

KEEPING THE POINTS DOWN

- Since the start of the 2019 season, Pittsburgh has allowed 20.3 points/game, which is the fifth-fewest allowed in the NFL over that span.

FEWEST POINTS/GAME ALLOWED – SINCE 2019

RANK	TEAM	PTS/GAME
1.	Buffalo Bills	19.1
2.	Baltimore Ravens	19.3
3.	New England Patriots	20.1
4.	Kansas City Chiefs	20.2
5.	Pittsburgh Steelers	20.3

- The Steelers have limited nine opponents to 13 points or less since the start of the 2023 season, which is tied for the sixth-most in the NFL over the span.

MOST GAMES 13 POINTS OR LESS ALLOWED – SINCE 2023

RANK	TEAM	GAMES
1.	Minnesota Vikings	11
	Denver Broncos	11
3.	Baltimore Ravens	10
	Buffalo Bills	10
	L.A. Chargers	10
6.	Pittsburgh Steelers	9
	San Francisco 49ers	9

- The Steelers have limited 21 opponents to 21 points or less since the start of the 2023 season, which is tied for the second-most in the NFL over the span.

MOST GAMES 21 POINTS OR LESS ALLOWED – SINCE 2023

RANK	TEAM	GAMES
1.	Kansas City Chiefs	27
2.	Pittsburgh Steelers	21
	Miami Dolphins	21
	L.A. Chargers	21
5.	Chicago Bears	20
	Houston Texans	20
	Buffalo Bills	20

- Since the start of the 2017 season, the Steelers have limited 79 opponents to 21 points or less, which is tied for the second-most in the NFL over that span.

MOST GAMES 21 POINTS OR LESS ALLOWED – SINCE 2017

RANK	TEAM	GAMES
1.	Buffalo Bills	82
2.	Pittsburgh Steelers	79
	Baltimore Ravens	79
4.	Kansas City Chiefs	75
5.	New England Patriots	71

- Since the start of the 2017 season, Pittsburgh has limited its opponents to 24 points or less in 96 different games, which is the third-most in the NFL over that span.

MOST GAMES ALLOWING 24 POINTS OR LESS – SINCE 2017

RANK	TEAM	GAMES
1.	Buffalo Bills	98
2.	Baltimore Ravens	97
3.	Pittsburgh Steelers	96
4.	Kansas City Chiefs	89
5.	L.A. Rams	88

MAKE A COMPLETE STOP IN THE RED ZONE

- Since the start of the 2019 season, Pittsburgh has allowed 51.9 percent red zone efficiency, which is the third-lowest in the NFL over that span.

LOWEST OPPONENT RED ZONE EFFICIENCY – SINCE 2019

RANK	TEAM	RZ EFF. %
1.	Denver Broncos	49.0
2.	Baltimore Ravens	50.7
3.	Pittsburgh Steelers	51.9
4.	L.A. Rams	53.5
5.	Tampa Bay Buccaneers	53.8

LIVING IN THE BACKFIELD

- Since the start of the 2017 season, Pittsburgh has registered 697 tackles for loss, which is the second-most in the NFL over that span.

MOST TACKLES FOR LOSS – SINCE 2017

RANK	TEAM	TFL
1.	Buffalo Bills	698
2.	Pittsburgh Steelers	697
3.	Arizona Cardinals	689
4.	Cleveland Browns	680
5.	Tampa Bay Buccaneers	670

- Since the start of the 2017 season, Pittsburgh has registered six or more tackles for loss in 58 games, which is the most in the NFL over that span.

MOST GAMES WITH 6+ TACKLES FOR LOSS – SINCE 2017

RANK	TEAM	GAMES
1.	Pittsburgh Steelers	58
2.	Tampa Bay Buccaneers	57
	Houston Texans	57
4.	Arizona Cardinals	53
5.	Buffalo Bills	52

STACKING UP SACKS

- The Steelers have registered a sack in 136 of their last 143 games, dating back to Nov. 6, 2016 at Baltimore (LB **T.J. Watt** did not play in four of those games).
- Pittsburgh has recorded a sack in 266 of **Mike Tomlin's** 292 career games as head coach.
- The Steelers have registered at least 1.0 sack in 125 games since the start of the 2017 season, which is the most in the NFL over the span.

MOST GAMES WITH 1.0 SACK – SINCE 2017

RANK	TEAM	GAMES
1.	Pittsburgh Steelers	125
2.	Philadelphia Eagles	122
	New Orleans Saints	122
	Tampa Bay Buccaneers	122
5.	Cleveland Browns	121
	Philadelphia Eagles	121

- The Steelers have registered at least 2.0 sacks in 106 games since the start of the 2017 season, which is the most in the NFL over the span.
- Pittsburgh has recorded 6.0 or more team sacks 62 times since sacks became an official statistic in 1982. In those 62 games, the Steelers have a 51-10-1 (.831) record and has outscored its opponents 1,541-826.

MOST GAMES WITH 2.0 SACKS – SINCE 2017

RANK	TEAM	GAMES
1.	Pittsburgh Steelers	106
2.	L.A. Rams	101
3.	Baltimore Ravens	96
4.	New Orleans Saints	95
	Washington Commanders	95

- The Steelers have registered at least 3.0 sacks in 71 games since the start of the 2017 season, which is the most in the NFL over the span.

MOST GAMES WITH 3.0 SACKS – SINCE 2017

RANK	TEAM	GAMES
1.	Pittsburgh Steelers	71
2.	Baltimore Ravens	70
3.	L.A. Rams	68
4.	New Orleans Saints	65
5.	Kansas City Chiefs	64
	Minnesota Vikings	64

- Pittsburgh has recorded at least 4.0 sacks in 49 games since the start of the 2017, which is the most in the NFL over the span.

MOST GAMES WITH 4.0 SACKS – SINCE 2017

RANK	TEAM	GAMES
1.	Pittsburgh Steelers	49
2.	Philadelphia Eagles	38
3.	Kansas City Chiefs	37
4.	Tampa Bay Buccaneers	36
	Washington Commanders	36
	Denver Broncos	36

- The Steelers have registered 5.0 or more sacks in 24 games since the start of the 2017 season, which is the most in the NFL over the span.

MOST GAMES WITH 5.0 SACKS – SINCE 2017

RANK	TEAM	GAMES
1.	Pittsburgh Steelers	24
2.	Kansas City Chiefs	23
3.	Dallas Cowboys	21
4.	Baltimore Ravens	20
	Seattle Seahawks	20
	Tampa Bay Buccaneers	20

- The Steelers have registered 6.0 or more sacks in 13 games since the start of the 2017 season, which is the most in the NFL over the span.

MOST GAMES WITH 6.0 SACKS – SINCE 2017

RANK	TEAM	GAMES
1.	Pittsburgh Steelers	13
2.	Philadelphia Eagles	12
3.	New Orleans Saints	11
	L.A. Rams	11
5.	N.Y. Jets	10
	Seattle Seahawks	10
	Denver Broncos	10
	Dallas Cowboys	10

RECORD WHEN RECORDING 6.0+ SACKS

DATE	OPPONENT	SACKS	RESULT
09/18/2023	vs. Cleveland Browns	6.0	W, 26-22
01/08/2023	vs. Cleveland Browns	7.0	W, 28-14
09/11/2022	at Cincinnati Bengals	7.0	W, 23-20
01/03/2022	vs. Cleveland Browns	9.0	W, 26-14
12/05/2021	vs. Baltimore Ravens	7.0	W, 20-19
09/20/2020	vs. Denver Broncos	7.0	W, 26-21
09/30/2019	vs. Cincinnati Bengals	8.0	W, 27-3
11/18/2018	at Jacksonville Jaguars	6.0	W, 20-16
10/07/2018	vs. Atlanta Falcons	6.0	W, 41-17
09/09/2018	at Cleveland Browns	7.0	T, 21-21
12/31/2017	vs. Cleveland Browns	6.0	W, 28-24
12/25/2017	at Houston Texans	7.0	W, 34-6
09/10/2017	at Cleveland Browns	7.0	W, 21-18
11/20/2016	at Cleveland Browns	8.0	W, 24-9
01/03/2016	at Cleveland Browns	7.0	W, 28-12
11/15/2015	vs. Cleveland Browns	6.0	W, 30-9
12/21/2014	vs. Kansas City Chiefs	6.0	W, 20-12
12/23/2012	vs. Cincinnati Bengals	6.0	L, 10-13
11/21/2010	vs. Oakland Raiders	6.0	W, 35-3
10/17/2010	vs. Cleveland Browns	6.0	W, 28-10
10/11/2009	at Detroit Lions	7.0	W, 28-20
11/03/2008	at Washington Redskins	7.0	W, 23-6
10/19/2008	at Cincinnati Bengals	7.0	W, 38-10
11/05/2007	vs. Baltimore Ravens	6.0	W, 38-7
09/09/2007	at Cleveland Browns	6.0	W, 34-7
10/29/2006	at Oakland Raiders	6.0	L, 13-20
09/24/2006	vs. Cincinnati Bengals	6.0	L, 20-28
12/24/2005	at Cleveland Browns	8.0	W, 41-0
09/18/2005	at Houston Texans	8.0	W, 27-7
12/23/2002	at Tampa Bay Buccaneers	6.0	W, 17-7
12/15/2002	vs. Carolina Panthers	6.0	W, 30-14
12/23/2001	vs. Detroit Lions	6.0	W, 47-14
11/11/2001	at Cleveland Browns	7.0	W, 15-12
10/21/2001	at Tampa Bay Buccaneers	10.0	W, 17-10
12/24/2000	at San Diego Chargers	6.0	W, 34-21
10/01/2000	at Jacksonville Jaguars	7.0	W, 24-13
11/14/1999	vs. Cleveland Browns	6.0	L, 15-16
10/25/1999	vs. Atlanta Falcons	7.0	W, 13-9
10/18/1998	vs. Baltimore Ravens	7.0	W, 16-6
11/30/1997	at Arizona Cardinals	10.0	W, 26-20
09/28/1997	vs. Houston Oilers	7.0	W, 37-24
11/17/1996	vs. Jacksonville Jaguars	6.0	W, 28-3
11/03/1996	vs. St. Louis Rams	6.0	W, 42-6
10/13/1996	vs. Cincinnati Bengals	10.0	W, 20-10
12/03/1995	vs. Houston Oilers	6.0	W, 21-7
10/29/1995	vs. Jacksonville Jaguars	7.0	W, 24-7
11/14/1994	vs. Buffalo Bills	7.0	W, 23-10
11/06/1994	at Houston Oilers	6.0	W, 12-9
10/03/1994	vs. Houston Oilers	6.0	W, 30-14
11/29/1992	at Cincinnati Bengals	10.0	W, 21-9
09/09/1990	at Cleveland Browns	7.0	L, 3-13
09/28/1986	at Houston Oilers	6.0	W, 22-16
10/20/1985	vs. St. Louis Cardinals	6.0	W, 23-10
09/16/1985	at Cleveland Browns	6.0	L, 7-17
11/19/1984	at New Orleans Saints	6.0	L, 24-27
10/21/1984	at Indianapolis Colts	6.0	L, 16-17
10/01/1984	vs. Cincinnati Bengals	6.0	W, 38-17

DATE	OPPONENT	SACKS	RESULT
10/10/1983	at Cincinnati Bengals	9.0	W, 24-14
09/18/1983	at Houston Oilers	6.0	W, 40-28
09/04/1983	vs. Denver Broncos	7.0	L, 10-14
12/19/1982	at Cleveland Browns	6.0	L, 9-10
12/05/1982	vs. Kansas City Chiefs	8.0	W, 35-14

- The Steelers have registered 7.0 or more sacks in nine games since the start of the 2017 season, which is the most in the NFL over the span.

MOST GAMES WITH 7.0 SACKS – SINCE 2017

RANK	TEAM	GAMES
1.	Pittsburgh Steelers	9
2.	Philadelphia Eagles	6
	Washington Commanders	6
	New Orleans Saints	6
5.	Four different teams tied with	5

- Pittsburgh has registered 8.0 or more sacks in two games since the start of the 2017 season, which is tied for the fourth-most in the NFL over the span.

MOST GAMES WITH 8.0 SACKS – SINCE 2017

RANK	TEAM	GAMES
1.	Philadelphia Eagles	4
	Jacksonville Jaguars	4
3.	New Orleans Saints	3
4.	Pittsburgh Steelers	2
	Six other teams tied with	2

BLITZBURGH

- The Steelers have recorded 50 or more sacks in five of the last eight seasons. In 2021, Pittsburgh became the first team in the NFL to record 50 or more sacks in five consecutive seasons since Washington, Chicago and Dallas (1983-87).
- The Steelers have eclipsed the 50-sack plateau 11 times since sacks became an official statistic in 1982.

NFL MOST 50-SACK SEASONS – SINCE 1982

RANK	TEAM	SEASONS
1.	Pittsburgh Steelers	11
	Philadelphia Eagles	11
3.	L.A. Rams	10
4.	New Orleans Saints	9
5.	Kansas City Chiefs	8
	Dallas Cowboys	8

- Pittsburgh has led the League in sacks in five of the previous seven seasons, including five straight seasons (2017-21). The Steelers were the first team in NFL history to lead the NFL in sacks in five straight seasons.
- Since the start of the 2017 season, Pittsburgh is averaging a sack 9.2% of the time, which is best in the NFL over that span.

BEST SACK PCT./OPPONENT PASS ATTEMPTS – SINCE 2017

RANK	TEAM	SK/ATT
1.	Pittsburgh Steelers	9.2
2.	L.A. Rams	7.9
	Washington Commanders	7.9
4.	New Orleans Saints	7.8
	Dallas Cowboys	7.8

- Pittsburgh has registered 52 strip sacks since the start of the 2017 season, which is tied for the fourth-most in the NFL over the span.

MOST STRIP SACKS – SINCE 2017

RANK	TEAM	STRIP SACKS
1.	Kansas City Chiefs	55
2.	Arizona Cardinals	54
3.	Tampa Bay Buccaneers	53
4.	Pittsburgh Steelers	52
	Baltimore Ravens	52
	Philadelphia Eagles	52
	Dallas Cowboys	52

STEELERS DEFENSE NO STRANGER TO ENDZONE

- Pittsburgh recorded multiple defensive TDs in Week 2 of 2023 vs. Cleveland, which was the first time since Week 14 of 2010 (vs. Cincinnati) when LaMarr Woodley (14 yards) and Troy Polamalu (45 yards) had interception returns for TD.
- The Steelers have had multiple defensive TDs in a game three times since 2000.

STEELERS GAME WITH MULTIPLE DEFENSIVE SCORES – SINCE 2000

DATE	DEFENSIVE SCORE	OPP.	RESULT
09/18/2023	T.J. Watt 16-yard FR	vs. CLE	W, 26-22
09/18/2023	Alex Highsmith 30-yard INT	vs. CLE	W, 26-22
12/12/2010	LaMarr Woodley 14-yard INT	vs. CIN	W, 23-7
12/12/2010	Troy Polamalu 45-yard INT	vs. CIN	W, 23-7
10/25/2009	LaMarr Woodley 77-yard FR	vs. MIN	W, 27-17
10/25/2009	Keyaron Fox 82-yard INT	vs. MIN	W, 27-17

- Here is a look at Pittsburgh's most recent defensive scores. The Steelers are 59-5 (.922) when producing a defensive score. Pittsburgh is 50-4 (.926) when scoring a defensive TD and 9-1 (.900) when recording a safety.

STEELERS DEFENSIVE SCORES – SINCE 2000

DATE	DEFENSIVE SCORE	OPP.	RESULT
12/01/2024	Payton Wilson 21-yard FR	at CIN	W, 44-38
09/18/2023	T.J. Watt 16-yard FR	vs. CLE	W, 26-22
09/18/2023	Alex Highsmith 30-yard INT	vs. CLE	W, 26-22
09/11/2022	Minkah Fitzpatrick 31-yard INT	at CIN	W, 23-20 (ot)
12/02/2020	Joe Haden 14-yard INT	vs. BLT	W, 19-14
11/01/2020	Robert Spillane 33-yard INT	at BLT	W, 28-24
10/18/2020	Minkah Fitzpatrick 33-yard INT	vs. CLE	W, 38-7
09/20/2020	Derek Watt safety (Sam Martin)	vs. DEN	W, 26-21
11/10/2019	Minkah Fitzpatrick 43-yard FR	vs. LAR	W, 17-12
11/03/2019	Minkah Fitzpatrick 96-yard INT	vs. IND	W, 26-24
10/13/2019	Devin Bush 9-yard FR	at LAC	W, 24-17
11/08/2018	Vince Williams 17-yard INT	vs. CAR	W, 52-21
10/28/2018	Team safety	vs. CLE	W, 33-18
10/07/2018	L.J. Fort 0-yard FR	vs. ATL	W, 41-17
10/04/2018	Bud Dupree 10-yard INT	at TB	W, 30-27
09/16/2018	Artie Burns safety (Kareem Hunt)	vs. KC	L, 42-37
10/15/2017	Team safety	at KC	W, 19-13
12/04/2016	Team safety	vs. NYG	W, 24-14
11/20/2016	Javon Hargrave 0-yard FR	at CLE	W, 24-9
12/13/2015	William Gay 23-yard INT	at CIN	W, 33-20
10/12/2015	Valentino Blake 70-yard INT	at SD	W, 24-20
12/14/2014	William Gay 52-yard INT	at ATL	W, 27-20
11/17/2014	William Gay 28-yard INT	at TEN	W, 27-24
10/26/2014	Team safety	vs. IND	W, 51-34
10/26/2014	William Gay 33-yard INT	vs. IND	W, 51-34
10/05/2014	Brice McCain 22-yard INT	at JAX	W, 17-9
09/21/2014	Robert Golden 0-yard FR	at CAR	W, 37-19
12/22/2013	Cortez Allen 40-yard INT	at GB	W, 38-31
12/08/2013	Troy Polamalu 19-yard INT	vs. MIA	L, 34-28
11/24/2013	William Gay 21-yard INT	at CLE	W, 27-11
11/25/2012	Lawrence Timmons 53-yard INT	at CLE	L, 20-14

DATE	DEFENSIVE SCORE	OPP.	RESULT
10/23/2011	Team safety	at ATL	W, 32-20
09/25/2011	Troy Polamalu 16-yard FR	at IND	W, 23-20
12/12/2010	LaMarr Woodley 14-yard INT	vs. CIN	W, 23-7
12/12/2010	Troy Polamalu 45-yard INT	vs. CIN	W, 23-7
09/26/2010	Brett Keisel 79-yard INT	at TB	W, 38-13
11/09/2009	Robert Ayers Jr. 54-yard FR	at DEN	W, 28-10
10/25/2009	LaMarr Woodley 77-yard FR	vs. MIN	W, 27-17
10/25/2009	Keyaron Fox 82-yard INT	vs. MIN	W, 27-17
12/28/2008	Tyronne Carter 32-yard INT	vs. CLE	W, 31-0
12/07/2008	Deshea Townsend 25-yard INT	vs. DAL	W, 20-13
11/16/2008	James Harrison safety (Phillip Rivers)	vs. SD	W, 11-10
09/29/2008	LaMarr Woodley 7-yard FR	vs. BLT	W, 23-20 (ot)
12/20/2007	Ike Taylor 51-yard INT	at STL	W, 41-24
09/23/2007	Bryant McFadden 50-yard INT	vs. SF	W, 37-16
10/15/2006	Rian Wallace 30-yard INT	vs. KC	W, 45-7
09/07/2006	Joey Porter 42-yard INT	vs. MIA	W, 28-17
12/18/2005	Larry Foote safety (Michael Bennett)	at MIN	W, 18-3
11/06/2005	Troy Polamalu 77-yard FR	at GB	W, 20-10
01/02/2005	James Harrison 18-yard FR	at BUF	W, 29-24
11/21/2004	James Farrior 14-yard INT	at CIN	W, 19-14
11/14/2004	Russell Stuvaints 24-yard FR	at CLE	W, 24-10
10/31/2004	Deshea Townsend 39-yard INT	vs. NE	W, 34-20
10/03/2004	Troy Polamalu 26-yard INT	vs. CIN	W, 28-17
12/21/2003	Deshea Townsend 25-yard INT	vs. SD	W, 40-24
09/14/2003	Chad Scott 26-yard INT	at KC	L, 41-20
12/23/2002	Chad Scott 30-yard INT	at TB	W, 17-7
01/06/2002	Troy Edwards 32-yard FR	vs. CLE	W, 28-7
12/23/2001	Jason Gildon 27-yard FR	vs. DET	W, 47-14
11/25/2001	Chad Scott 45-yard INT	at TEN	W, 34-24
10/14/2001	Chad Scott 61-yard INT	at KC	W, 20-17
09/30/2001	Dewayne Washington 63-yard FR	at BUF	W, 20-3
11/26/2000	Jason Gildon 22-yard FR	at CIN	W, 48-28
11/12/2000	Joey Porter 32-yard FR	vs. PHI	L, 26-23 (ot)
10/15/2000	Joey Porter safety (Scott Mitchell)	vs. CIN	W, 15-0

TOUGH AGAINST THE RUN

- Pittsburgh ranked in the top six in the NFL in four rush defense categories in 2024.

CATEGORY	STATISTIC (NFL RANK)
Opp. Rush Yards/Att.	4.1 (t-4th)
Opp. Rush Yards/Game	98.7 (6th)
Stuff Percentage	10.4 (6th)
Fewest 10-yard Runs Allowed	43 (6th)

- The Steelers limited 10 opponents below 100 rushing yards in 2024, which ranked tied for third in the NFL.

MOST GAMES OF 100 RUSH YARDS ALLOWED OR LESS – 2024

RANK	TEAM	GAMES
1.	Baltimore Ravens	12
2.	Detroit Lions	11
3.	Pittsburgh Steelers	10
	Kansas City Chiefs	10
	Tampa Bay Buccaneers	10
	Philadelphia Eagles	10

- Pittsburgh has limited 62 opponents below 100 rushing yards since the start of the 2017 season, which ranks tied for 10th in the NFL.

MOST GAMES OF 100 RUSH YARDS ALLOWED OR LESS – SINCE 2017

RANK	TEAM	GAMES
1.	Baltimore Ravens	77
2.	Tampa Bay Buccaneers	76
3.	Tennessee Titans	74
4.	New Orleans Saints	69
5.	Buffalo Bills	68
6.	Indianapolis Colts	66
	Denver Broncos	66
	Philadelphia Eagles	66
9.	San Francisco 49ers	65
10.	Pittsburgh Steelers	62
	New England Patriots	62

THREE OF A KIND

- Since the start of the 2020 season, only one team has had three players with at least 35.5 sacks, 72 QB hits and 49 tackles for loss. Pittsburgh's **T.J. Watt**, **Cameron Heyward** and **Alex Highsmith** each meet the criteria above.

THREE TEAMMATES WITH 35.5 SACKS, 72 QBH, 49 TFL – SINCE 2020

TEAM	NAME	SACKS	QBH	TFL
Pittsburgh Steelers	T.J. Watt	73.5	155	90
	Cameron Heyward	34.5	81	54
	Alex Highsmith	35.5	72	49

- Watt, Heyward, Highsmith and 16 other players in the NFL have registered at least 35.5 sacks, 72 QB hits and 49 tackles for loss since the start of the 2020 season.

HEYWARD, WATT DYNAMIC DUO

- LB **T.J. Watt** and DT **Cameron Heyward** have registered 108.0 and 88.5 career sacks, respectively. Heyward surpassed James Harrison's previous franchise record of 80.5 sacks in Week 3 vs. L.A. Chargers (Watt did in Week 2 of 2023 vs. Cleveland).
- Watt (108.0) and Heyward (88.5) have combined for 196.5 sacks, 15 Pro Bowl selections, nine All-Pro nods, 419 QB hits, 256 tackles for loss, 107 passes defended, 41 forced fumbles, 28 takeaways, 27 strip sacks, 19 fumble recoveries and nine interceptions.
- With Watt and Heyward both staring down opposing offenses in 2024, the Steelers defense features the most accomplished pass-rushing duo in the NFL.

WATT, HEYWARD HALL OF FAME TANDEM

STATISTIC	TOTAL
Total Seasons Played	20
Pro Bowls	15
All-Pro Selections	7
Games Played	332
Sacks	196.5
QB Hits	419
Tackles For Loss	256
Forced Fumbles	41
Takeaways	28
Strip Sacks	27
Fumble Recoveries	19
Passes Defended	107
Interceptions	9
Seasons of 12.0+ Sacks	6
Seasons of 10.0+ Sacks	9

- The tandem's 196.5 combined career sacks is the fourth-most since 1982, when the individual sack became an official statistic (career totals up through the final season the two were teammates and had both only played for one NFL team).

NFL MOST COMBINED CAREER SACKS BY TEAMMATE DUO – SINCE 1982

PLAYER	SCK	PLAYER	SCK	TOTAL	LAST YEAR
Bruce Smith	171.0	Phil Hansen	56.5	227.5	1999
Lawrence Taylor	126.5	Leonard Marshall	79.5	206.0	1992
Dwight Freeney	107.5	Robert Mathis	91.5	199.0	2012
Cameron Heyward	88.5	T.J. Watt	108.0	196.5	2024
Clyde Simmons	71.0	Reggie White	124.0	195.0	1992

NFL DUOS WITH 85.0+ SACKS HAVING PLAYED WITH ONE NFL TEAM – SINCE 1982

PLAYER	SCK	PLAYER	SCK	TOTAL	LAST YEAR
Dwight Freeney	107.5	Robert Mathis	91.5	199.0	2012
Cameron Heyward	88.5	T.J. Watt	108.0	196.5	2024
Neil Smith	85.5	Derrick Thomas	98.0	183.5	1996

PITTSBURGH 311

- The Steelers have held 60 opponents to 311 total yards or less since the start of the 2017 season, which is the fifth-most in the NFL over the span.

MOST GAMES OF 311 YARDS ALLOWED OR LESS – SINCE 2017

RANK	TEAM	GAMES
1.	Baltimore Ravens	66
	San Francisco 49ers	66
3.	Buffalo Bills	65
4.	Philadelphia Eagles	64
5.	Pittsburgh Steelers	60

BLOCK PARTY

- With DT **Dean Lowry's** blocked field goal in Week 7 vs. N.Y. Jets, Pittsburgh blocked a kick (punt, field goal or extra-point attempt) in three straight games for the first time since at least 1991.
- The Steelers are the first team in the League with a blocked kick (punt, field goal or extra-point attempt) in three straight games since New England in 2017.

MOST CONSECUTIVE GAMES BLOCKING A PUNT, FG OR XP – SINCE 1991

RANK	TEAM	GAMES	START	END
1.	Baltimore Ravens	5	10/26/2015	11/30/2015
2.	Chicago Bears	4	09/09/2007	09/30/2007
3.	Pittsburgh Steelers	3	10/06/2024	10/20/2024
	Arizona Cardinals	3	11/19/1995	11/30/1995
	Buffalo Bills	3	09/08/1996	09/22/1996
	Tampa Bay Buccaneers	3	10/01/2000	10/19/2000
	Kansas City Chiefs	3	10/13/2002	10/27/2002
	New Orleans Saints	3	12/07/2003	12/21/2003
	Oakland Raiders	3	11/07/2004	11/28/2004
	Arizona Cardinals	3	01/01/2012	09/16/2012
	Buffalo Bills	3	12/16/2012	12/30/2012
	New England Patriots	3	12/07/2014	12/21/2014
	New England Patriots	3	10/22/2017	11/12/2017

- Pittsburgh's three blocked kicks (punt, field goal or extra-point attempt) were tied for the third-most in the NFL in 2024.

NFL MOST BLOCKED KICKS – 2024

RANK	TEAM	BLOCKED KICKS
1.	L.A. Rams	4
	New Orleans Saints	4
3.	Pittsburgh Steelers	3
	Seattle Seahawks	3
5.	Nine teams tied with	2

- The Steelers have blocked six kicks (punt, field goal or extra-point attempt) since the start of the 2023 season, which is the most in the NFL.

NFL MOST BLOCKED KICKS – SINCE 2023

RANK	TEAM	BLOCKED KICKS
1.	Pittsburgh Steelers	6
2.	L.A. Rams	5
3.	Six teams tied with	4

- The Steelers have blocked 11 kicks (punt, field goal or extra-point attempt) since the start of the 2021 season, which is the most in the NFL.

NFL MOST BLOCKED KICKS – SINCE 2021

RANK	TEAM	BLOCKED KICKS
1.	Pittsburgh Steelers	11
2.	Dallas Cowboys	10
3.	Indianapolis Colts	7
	Minnesota Vikings	7
	New Orleans Saints	7

- Pittsburgh's three blocked kicks (punt, field goal or extra-point attempt) in 2024 were tied for the most by the Steelers in a season since 2000.

STEELERS MOST BLOCKED KICKS IN A SEASON – SINCE 2000

RANK	YEAR	BLOCKED KICKS
1.	2024	3
	2023	3
	2022	3
	2018	3
5.	2021	2
	2017	2
	2015	2
	2002	2

- Pittsburgh has blocked three punts since the start of the 2023 season, which is the most in the NFL.

MOST BLOCKED PUNTS – SINCE 2023

RANK	TEAM	BLOCKED PUNTS
1.	Pittsburgh Steelers	3
2.	N.Y. Jets	2
	Indianapolis Colts	2
	Dallas Cowboys	2
	Chicago Bears	2

- Pittsburgh officially blocked two punts in 2023, which was tied for the most by the franchise since 1960.
- The Steelers also blocked two punts in 2021 and 1976.
- Pittsburgh has blocked five punts since the start of the 2021 season, which is tied for the second-most in the NFL.

MOST BLOCKED PUNTS – SINCE 2021

RANK	TEAM	BLOCKED PUNTS
1.	Dallas Cowboys	6
2.	Pittsburgh Steelers	5
	Indianapolis Colts	5
4.	N.Y. Jets	4
5.	Minnesota Vikings	3
	Atlanta Falcons	3

SPECIAL TEAMS RATHER SPECIAL

- The 73-yard punt return for TD by **Calvin Austin III** in Week 8 vs. N.Y. Giants was the Steelers first punt return for TD since Diontae Johnson (85 yards) vs. Arizona on Dec. 8, 2019. It also was the first punt return for TD by Pittsburgh at home since Antonio Brown (71 yards) vs. Indianapolis on Dec. 6, 2015.
- The Steelers ranked 10th in the NFL in punt return average (10.3) in 2024.

NFL BEST PUNT RETURN AVG. – 2024

RANK	TEAM	PR AVG.
1.	Denver Broncos	15.7
2.	New England Patriots	14.2
3.	Detroit Lions	12.9
4.	Chicago Bears	12.7
5.	New Orleans Saints	12.5
6.	L.A. Chargers	12.0
7.	Jacksonville Jaguars	11.8
8.	Buffalo Bills	11.6
9.	Washington Commanders	10.4
10.	Pittsburgh Steelers	10.3

- Pittsburgh ranked sixth in the NFL in opponent’s punt return average (7.1) in 2024.

NFL LOWEST OPP. PUNT RETURN AVG. – 2024

RANK	TEAM	OPP. PR AVG.
1.	Houston Texans	4.8
2.	Washington Commanders	6.2
3.	Detroit Lions	6.4
4.	Minnesota Vikings	6.8
	Carolina Panthers	6.8
6.	Pittsburgh Steelers	7.1
7.	Philadelphia Eagles	7.5
8.	New Orleans Saints	7.6
9.	Baltimore Ravens	7.8
10.	Denver Broncos	8.7

- Pittsburgh was one of four teams in the NFL to rank in the top-10 in both punt-return average and punt-return defense (Denver, Detroit and New Orleans) in 2024.

TAKE DOWN FOR WATT

- LB **T.J. Watt**, the first player in franchise history selected Team MVP on five occasions (2019-21, 2023-24), has garnered either AP First Team (2019-21, 2023) or Second Team (2024) All-Pro honors five times in his eight-year career.
- Watt’s four AP First Team All-Pro selections is tied for the fifth-most among active NFL players.

MOST NFL ALL-PRO SELECTIONS – ACTIVE PLAYERS

RANK	PLAYER	FIRST-TEAM ALL-PRO
1.	Zach Martin	7
2.	Bobby Wagner	6
3.	Tyreek Hill	5
	Justin Tucker	5
5.	Cameron Heyward	4
	T.J. Watt	4
	Six other players tied with	4

- Watt registered 61 tackles (40 solo), 11.5 sacks, four passes defended, 19 tackles for loss, 27 QB hits, six forced fumbles, three strip sacks, two takeaways and two fumble recoveries in 2024.
- Watt ranked in the top eight in strip sacks (t-1st), forced fumbles (1st), QB hits (6th), fumble recoveries (t-7th), sacks (8th) and tackles for loss (2nd) in 2024.
- Watt is the only player in the NFL that ranks among the top eight in the League in the categories below:

2024 NFL LEADERS

CATEGORY	T.J. WATT (RANK)	LEADER
Strip Sacks	3 (t-1st)	3 (Nick Herbig)
		3 (Myles Garrett)
		3 (Jonathan Greenard)
Forced Fumbles	6 (1st)	—
QB Hits	27 (6th)	40 (Zach Allen)
Fumble Recoveries	2 (t-7th)	3 (DeShon Elliott)
		3 (Kyler Gordon)
		3 (Karl Brooks)
		3 (Dorian Williams)
		3 (Cooper DeJean)
		3 (Quincy Williams)
Sacks	11.5 (t-8th)	17.5 (Trey Hendrickson)
Tackles for Loss	19 (2nd)	22 (Myles Garrett)

- In 2023, Watt ranked in the top-five in the NFL in sacks, tackles for loss, QB hits, forced fumbles and fumble recoveries, which marked the second time in three years (2021, 2023).
- J.J. Watt is the only other player to accomplish the feat since 2012.

NFL TOP FIVE IN SACKS, TFL, QBH, FF AND FR – SINCE 2012

CATEGORY	T.J. WATT (2023)	T.J. WATT (2021)
Sacks	19.0 (1st)	22.5 (1st)
Tackles for Loss	19 (5th)	21 (t-1st)
QB Hits	36 (1st)	39 (1st)
Forced Fumbles	4 (t-5th)	5 (t-5th)
Fumble Recoveries	3 (t-3rd)	3 (t-1st)
CATEGORY	J.J. WATT (2014)	
Sacks	20.5 (2nd)	
Tackles for Loss	29 (1st)	
QB Hits	51 (1st)	
Forced Fumbles	4 (t-3rd)	
Fumble Recoveries	5 (1st)	

- Watt has registered 48.0 sacks in 45 career games vs. AFC North foes, which is the most by any player since the division was adopted after the restructuring of the 2002 NFL season when the League realigned divisions after expanding to 32 teams.

NFL CAREER SACK LEADERS VS. AFC NORTH – SINCE 2002

RANK	PLAYER (GP)	SACKS
1.	T.J. Watt (45)	48.0
2.	Terrell Suggs (89)	46.5
3.	Cameron Heyward (76)	36.0
4.	Myles Garrett (40)	34.5
5.	James Harrison (76)	31.5

- Watt has registered 21.0 sacks in 22 career road games vs. AFC North foes, which is the second-most by any player since the division was adopted in 2002.

NFL ROAD SACK LEADERS VS. AFC NORTH – SINCE 2002

RANK	PLAYER (GP)	SACKS
1.	Terrell Suggs (46)	21.5
2.	T.J. Watt (22)	21.0
3.	Myles Garrett (20)	18.0
4.	Cameron Heyward (39)	15.5
5.	Trey Hendrickson (12)	13.0

- Watt has registered 17.0 sacks vs. Cleveland, 17.0 sacks vs. Baltimore and 14.0 sacks vs. Cincinnati.

FRANCHISE SACK LEADERS VS. SINGLE OPPONENT

PLAYER, OPPONENT (GP)	SACKS	NFL RANK VS. OPP.
T.J. Watt vs. Cleveland (14)	17.0	1st (Terrell Suggs, 19.0)
T.J. Watt vs. Baltimore (16)	17.0	1st
T.J. Watt vs. Cincinnati (15)	14.0	1st (Cameron Heyward, 14.5)

- Watt has registered 17.0 sacks in 16 career games vs. Baltimore. James Harrison (16.0) is the only player in NFL history with 16.0+ sacks against the Ravens and it took him 27 career games.

NFL CAREER SACK LEADERS VS. BALTIMORE

RANK	PLAYER, GAMES PLAYED	SACKS
1.	T.J. Watt, 16 GP	17.0
2.	James Harrison, 27 GP	16.0
3.	Geno Atkins, 19 GP	10.5
4.	Carlos Dunlap, 18 GP	10.0
5.	Jevon Kearse, 8 GP	9.0

- The only Steelers player with 17.0+ sacks against a single opponent is Watt (17.0 vs. CLE; 17.0 vs. BLT).

FRANCHISE SACK LEADERS VS. SINGLE OPPONENT

RANK	PLAYER, OPPONENT (GP)	SACKS
1.	T.J. Watt vs. Cleveland (14)	17.0
	T.J. Watt vs. Baltimore (16)	17.0
3.	James Harrison vs. Baltimore (25)	16.0
4.	Cameron Heyward vs. Cincinnati (27)	14.5
5.	T.J. Watt vs. Cincinnati (15)	14.0
6.	Cameron Heyward vs. Cleveland (23)	13.5

- The only other active NFL player with 17.0+ sacks against a single opponent is Cameron Jordan (24.0 vs. ATL; 17.0 vs. TB) -- each was accomplished in at least 28 career games.

ACTIVE PLAYERS WITH 13.5+ SACKS VS. SINGLE OPPONENT

RANK	PLAYER, OPPONENT (GP)	SACKS
1.	Cameron Jordan vs. Atlanta (28)	24.0
2.	T.J. Watt vs. Baltimore (16)	17.0
	T.J. Watt vs. Cleveland (14)	17.0
	Cameron Jordan vs. Tampa Bay (28)	17.0
5.	Von Miller vs. L.A. Chargers (18)	16.0
	Von Miller vs. Kansas City (21)	16.0
7.	Maxx Crosby vs. Denver (12)	15.5
8.	Cameron Heyward vs. Cincinnati (27)	14.5
9.	T.J. Watt vs. Cincinnati (15)	14.0
10.	Cameron Heyward vs. Cleveland (23)	13.5
	Cameron Jordan vs. Carolina (28)	13.5

- Watt finished with seven tackles (five solo), two QB hits, one tackle for loss, one forced fumble and 2.0 sacks, bringing his sack total to 11.5 on the season and 108.0 in his career (2017-24), in Week 15 at Philadelphia.
- Watt has registered double-digit sack seasons six times in his eight-year career.
- His six double-digit sack seasons are the most by a Steeler since 1982, when the individual sack became an official statistic.

MOST 10.0+ SACK SEASONS – FRANCHISE HISTORY

RANK	PLAYER	SEASONS
1.	T.J. Watt	6
2.	Cameron Heyward	3
	James Harrison	3
	Jason Gildon	3
	LaMarr Woodley	3

- Watt owns the franchise record with 108.0 career sacks.

STEELERS CAREER SACK LEADERS – SINCE 1982

RANK	PLAYER, YEARS	SACKS
1.	T.J. Watt, 2017-24	108.0
2.	Cameron Heyward, 2011-24	88.5
3.	James Harrison, 2002, 2004-12, 2014-17	80.5
4.	Jason Gildon, 1994-2003	77.0
5.	L.C. Greenwood, 1969-81	73.5

- His 108.0 career sacks are the most in the NFL since the start of the 2017 season.

NFL SACK LEADERS – SINCE 2017

RANK	PLAYER	SACKS
1.	T.J. Watt	108.0
2.	Myles Garrett	102.5
3.	Aaron Donald	83.0
4.	Danielle Hunter	81.0
5.	Chris Jones	78.5

- His 108.0 career sacks are the third-most by a player in his first eight seasons in the NFL since 1982, when the individual sack became an official statistic.

MOST SACKS IN FIRST EIGHT SEASONS – SINCE 1982

RANK	PLAYER, YEARS	SACKS
1.	Reggie White, 1985-91	124.0
2.	DeMarcus Ware, 2005-11	111.0
3.	T.J. Watt, 2017-24	108.0
4.	Jared Allen, 2004-11	105.0
5.	Myles Garrett, 2017-24	102.5
6.	Aaron Donald, 2014-21	98.0
	Derrick Thomas, 1989-96	98.0
	Von Miller, 2011-18	98.0
9.	Chandler Jones, 2012-19	96.0
10.	Richard Dent, 1983-1990	93.0

- With his 1.5 sacks vs. Dallas in Week 5, Watt surpassed Pro Football Hall of Famer DeMarcus Ware (113 games) as the second-fastest player to reach 100 career sacks since 1982, when the individual sack became an official statistic. Only Pro Football Hall of Famer Reggie White (96) reached the milestone in fewer games than Watt.

FEWEST GAMES TO 100.0 CAREER SACKS – SINCE 1982

RANK	PLAYER	GAMES
1.	Reggie White	96
2.	T.J. Watt	109
3.	DeMarcus Ware	113
4.	Bruce Smith	115

- Watt is the third player since 1982, when the individual sack became an official statistic, with 100.0 career sacks prior to his 30th birthday, joining Pro Football Hall of Famer Reggie White, 108.0, and Jared Allen, 105.0 (Watt turned 30 years old on Oct. 11, 2024).
- Watt is the first player since 1982, when the individual sack became an official statistic, to lead the League in sacks three times (2020, 2021 and 2023).
- Watt surpassed his brother J.J. Watt, Reggie White, DeMarcus Ware, Michael Strahan, Kevin Greene, Mark Gastineau and Jared Allen, who each led the League in sack twice.
- Watt is off to a record-setting pace for sacks to open his NFL career. He has averaged 0.90 sacks/game since entering the League back in 2017, which is the best in NFL history (min. 120 games started).

SACKS PER GAME LEADERS – SINCE 1982 (MIN. 120 GAMES STARTED)

RANK	PLAYER	SACKS/GM
1.	T.J. Watt	0.90
2.	Reggie White	0.85
3.	Lawrence Taylor	0.79
4.	DeMarcus Ware	0.78
5.	J.J. Watt	0.76

- Watt has climbed the chart for most sacks following each season of his career.

NFL SACK LEADERS – BY YEARS IN THE LEAGUE

SACKS	T.J. WATT (RANK)	LEADER
1 Season	7.0 (t-77th)	Jevon Kearse (14.5)
2 Seasons	20.0 (t-21st)	Aldon Smith (33.5)
3 Seasons	34.5 (t-11th)	Reggie White (52.0)
4 Seasons	49.5 (6th)	Reggie White (70.0)
5 Seasons	72.0 (3rd)	Reggie White (81.0)
6 Seasons	77.5 (3rd)	Reggie White (95.0)
7 Seasons	96.5 (3rd)	Reggie White (110.0)
8 Seasons	108.0 (3rd)	Reggie White (124.0)

- Watt ranks among the top eight active players in strip sacks (2nd), forced fumbles (1st), QB hits (4th), fumble recoveries (t-4th), sacks (4th) and tackles for loss (t-7th).

ACTIVE NFL LEADERS

CATEGORY	T.J. WATT (RANK)	LEADER
Strip Sacks	23 (2nd)	24 (Khalil Mack)
Forced Fumbles	33 (1st)	--
QB Hits	225 (4th)	266 (Calais Campbell)
Fumble Recoveries	12 (t-4th)	19 (Lavonte David)
Sacks	108.0 (4th)	129.5 (Von Miller)
Tackles for Loss	126 (t-7th)	187 (Calais Campbell)

- Watt is the only player in NFL history with at least 108.0 sacks, 125 tackles for loss, 225 QB hits, 33 forced fumbles, 23 strip sacks and 12 fumble recoveries.

NAME	SACKS	TFL	QBH	FF	FR	STRIP SACKS
T.J. Watt	108.0	125	225	33	12	23

- Watt has registered 59.0 sacks in the second half/OT since the start of the 2017 season, which are the most in the NFL.

MOST SACKS IN SECOND HALF/OVERTIME – SINCE 2017

RANK	PLAYER	SACKS
1.	T.J. Watt	59.0
2.	Aaron Donald	51.0
3.	Myles Garrett	48.5
4.	Danielle Hunter	45.5
	Trey Hendrickson	45.5

- Watt had three tackles (three solo), five QB hits, three tackles for loss, one forced fumble and 2.0 sacks in Week 13 at Cincinnati.
- Watt is the third player in the NFL to collect at least five QB hits, three tackles for loss, 2.0 sacks and a forced fumble in the same game this season and first to do it on the road.
- Watt has accomplished the feat three times in his career, while the rest of the NFL, combined, has accomplished it seven times.

MOST GAMES WITH 5+ QBH, 3+ TFL, 2.0+ SACKS, 1+ FF – SINCE 2017

RANK	PLAYER	GAMES
1.	T.J. Watt	3
2.	Aidan Hutchinson	2
3.	Five players tied with	1

- Watt registered a career-high 4.0 sacks vs. Cleveland in Week 17 of 2021.

MOST SACKS IN SINGLE-GAME – FRANCHISE HISTORY

RANK	PLAYER (DATE, OPP.)	SACKS
1.	Joe Greene (12/10/72 at Houston)	5.0
2.	Chad Brown (10/13/96 vs. Cincinnati)	4.5
	L.C. Greenwood (11/25/79 vs. Cleveland)	4.5
4.	T.J. Watt (01/03/22 vs. Cleveland)	4.0
	Joey Porter (10/14/01 at Tampa Bay)	4.0
	Jerrold Williams (12/22/91 vs. Cleveland)	4.0
	Edmund Nelson (09/16/84 vs. L.A. Rams)	4.0
8.	T.J. Watt (12/05/21 vs. Baltimore)	3.5
	James Harrison (11/05/07 vs. Baltimore)	3.5
	Keith Willis (10/23/83 at Seattle)	3.5

- Watt has recorded at least two QB hits, two tackles for loss and 2.0 sacks in 17 different games since the start of the 2017 season, which is the most in the League over the span.

MOST GAMES WITH 2+ QBH, 2+ TFL, 2.0+ SACKS – SINCE 2017

RANK	PLAYER	GAMES
1.	T.J. Watt	17
2.	Cameron Jordan	15
	Aaron Donald	15
4.	Danielle Hunter	14
5.	Leonard Floyd	15

- In the 18-16 victory vs. Baltimore in Week 11, Watt finished with three tackles (three solo), two QB hits, two tackles for loss and 1.0 sack. He recorded his 35th career game with at least two TFL.
- Watt was named AFC Defensive Player of the Week for his performance in Week 8 vs. N.Y. Giants. He finished with seven tackles (five solo), two QB hits, two tackles for loss, one forced fumble, one fumble recovery and 2.0 sacks.
- Watt became the fourth player since 1982 with at least 19.0 sacks in two of his first seven NFL seasons, joining DeMarcus Ware, his brother, J.J. Watt and Mark Gastineau.
- Watt is the first player in franchise history with at least 19.0 sacks in multiple seasons.
- His two seasons with at least 19.0 sacks are tied for the most in NFL history by a player in their first seven seasons in the League.

MOST 19.0+ SACK SEASONS IN FIRST SEVEN YEARS – SINCE 1982

RANK	PLAYER	SEASONS
1.	T.J. Watt	2
	DeMarcus Ware	2
	J.J. Watt	2
	Mark Gastineau	2

- His two seasons with at least 19.0 sacks are tied for the most in NFL history.

MOST 19.0+ SACK SEASONS – SINCE 1982

RANK	PLAYER	SEASONS
1.	T.J. Watt	2
	DeMarcus Ware	2
	J.J. Watt	2
	Mark Gastineau	2

- Watt had 19.0 sacks in 2023 and was the fourth player since 1982, when the individual sack became an official statistic, with at least 15.0 sacks in three of his first seven seasons, joining Pro Football Hall of Famer Reggie White (four seasons), DeMarcus Ware (three seasons) and brother J.J. Watt (three seasons).
- His three seasons with at least 15.0 sacks are tied for the second-most in NFL history by a player in their first seven seasons in the League.

MOST 15.0+ SACK SEASONS IN FIRST SEVEN YEARS – SINCE 1982

RANK	PLAYER	SEASONS
1.	Reggie White	4
2.	T.J. Watt	3
	DeMarcus Ware	3
	J.J. Watt	3
5.	13 players tied with	2

- His three seasons with at least 15.0 sacks are tied for the third-most in NFL history.

MOST 15.0+ SACK SEASONS – SINCE 1982

RANK	PLAYER	SEASONS
1.	Reggie White	5
2.	J.J. Watt	4
3.	T.J. Watt	3
	Six other players tied with	3

- In 2023, Watt became the second player since 1982, when the individual sack became an official statistic, with at least 19.0 sacks, 19 tackles for loss, 36 QB hits, four forced fumbles and three fumble recoveries.
- Watt is the first player to do it twice.

NAME	YEAR	SACKS	TFL	QBH	FF	FR
T.J. Watt	2023	19.0	19	36	4	3
T.J. Watt	2021	22.5	21	39	5	3
J.J. Watt	2014	20.5	29	50	4	5

- His 19.0 sacks were the most in the NFL in 2023.

NFL SACK LEADERS – 2023

RANK	PLAYER	SACKS
1.	T.J. Watt	19.0
2.	Trey Hendrickson	17.5
	Josh Allen	17.5
4.	Khalil Mack	17.0
5.	Danielle Hunter	16.5

- Watt led the NFL with 22.5 sacks, tied with Pro Football Hall of Famer Michael Strahan (22.5 sacks in 2001) for the most in a season since 1982, when the individual sack became an official statistic.
- Watt was the fifth player to reach 22.0 sacks in a single season since 1982, when the individual sack became an official NFL statistic.

NFL SINGLE-SEASON SACK LEADERS

RANK	PLAYER, YEAR	SACKS
1.	T.J. Watt, 2021	22.5
	Michael Strahan, 2001	22.5
3.	Jared Allen, 2011	22.0
	Mark Gastineau, 1984	22.0
	Justin Houston, 2014	22.0
6.	Reggie White, 1987	21.0
	Chris Doleman, 1989	21.0
8.	Aaron Donald, 2018	20.5
	Lawrence Taylor, 1986	20.5
	J.J. Watt, 2012	20.5
	J.J. Watt, 2014	20.5

- Watt was the 12th player (13th season) to reach 20.0 sacks in a single season since 1982, when the individual sack became an official NFL statistic.
- Watt is the only player in franchise history with 13.0 or more sacks in multiple seasons (and he's done in five times).

STEELERS SINGLE-SEASON SACK LEADERS

RANK	PLAYER, YEAR	SACKS
1.	T.J. Watt, 2021	22.5
2.	T.J. Watt, 2023	19.0
3.	James Harrison, 2008	16.0
4.	T.J. Watt, 2020	15.0
	Mike Merriweather, 1984	15.0
6.	T.J. Watt, 2019	14.5
	Alex Highsmith, 2022	14.5
8.	Kevin Greene, 1994	14.0
	Keith Willis, 1983	14.0
10.	LaMarr Woodley, 2009	13.5
	Jason Gildon, 2000	13.5

- Watt has registered at least half a sack against 28 different teams, at least 1.0 sack against 27 teams and multiple sacks against 21 teams.
- Below is a look at his career regular-season sacks by opponent:

SACKS	TEAM	MOST RECENT
17.0	Cleveland Browns	vs. Cleveland, Jan. 8, 2023
17.0	Baltimore Ravens	vs. Baltimore, Nov. 17, 2024
14.0	Cincinnati Bengals	at Cincinnati, Dec. 1, 2024
5.5	Indianapolis Colts	at Indianapolis, Dec. 16, 2023
4.0	Atlanta Falcons	at Atlanta, Sept. 8, 2024
4.0	Green Bay Packers	vs. Green Bay, Nov. 12, 2023
3.5	Tennessee Titans	vs. Tennessee, Dec. 19, 2021
3.5	Jacksonville Jaguars	vs. Jacksonville, Oct. 29, 2023
3.0	Philadelphia Eagles	at Philadelphia, Dec. 15, 2024
3.0	Las Vegas Raiders	vs. Las Vegas, Sept. 19, 2021
3.0	San Francisco 49ers	vs. San Francisco, Sept. 10, 2023
3.0	Seattle Seahawks	vs. Seattle, Oct. 17, 2021
3.0	Chicago Bears	vs. Chicago, Nov. 8, 2021
2.5	Carolina Panthers	at Carolina, Dec. 18, 2020
2.5	Denver Broncos	vs. Denver, Sept. 20, 2020
2.5	Buffalo Bills	at Buffalo, Sept. 12, 2022
2.0	New York Giants	vs. N.Y. Giants, Oct. 28, 2024
2.0	Dallas Cowboys	vs. Dallas, Oct. 6, 2024
2.0	Miami Dolphins	vs. Miami, Oct. 28, 2019
2.0	L.A. Rams	vs. L.A. Rams, Nov. 10, 2019
1.5	L.A. Chargers	at L.A. Chargers, Oct. 13, 2019
1.0	Houston Texans	vs. Houston, Sept. 27, 2020
1.0	Washington Commanders	vs. Washington, Dec. 7, 2020
1.0	New England Patriots	vs. New England, Dec. 16, 2018
1.0	N.Y. Jets	at N.Y. Jets, Dec. 22, 2019
1.0	New Orleans Saints	at New Orleans, Dec. 23, 2018
1.0	Detroit Lions	vs. Detroit, Nov. 14, 2021
0.5	Arizona Cardinals	vs. Arizona, Dec. 3, 2023
0.0	Kansas City Chiefs	-
0.0	Tampa Bay Buccaneers	-
0.0	Minnesota Vikings	-

- Watt has sacked both QB Baker Mayfield and QB Lamar Jackson 8.5 times in his career, more than he's sacked any other quarterback. Watt has brought down 49 different passers in his career, including 30 more than once.

- Below is a look at his career regular-season sacks by quarterback:

SACKS	PLAYER	MOST RECENT
8.5	Baker Mayfield	vs. Cleveland, Jan. 3, 2022
8.5	Lamar Jackson	vs. Baltimore, Nov. 17, 2024
5.5	Joe Burrow	at Cincinnati, Dec. 1, 2024
4.0	Tyler Huntley	at Baltimore, Jan. 6, 2023
3.5	Jeff Driskel	vs. Denver, Sept. 20, 2020
3.0	Brock Purdy	vs. San Francisco, Sept. 10, 2023
3.0	Jared Goff	vs. Detroit, Nov. 14, 2021
3.0	Justin Fields	vs. Chicago, Nov. 8, 2021
3.0	Philip Rivers	vs. Indianapolis, Dec. 27, 2020
3.0	Blake Bortles	at Jacksonville, Nov. 18, 2018
3.0	Matt Ryan	vs. Atlanta, Oct. 7, 2018
3.0	Tyrod Taylor	at Cleveland, Sept. 9, 2018
3.0	DeShone Kizer	vs. Cleveland, Dec. 31, 2017
2.5	Jake Browning	vs. Cincinnati, Dec. 23, 2023
2.5	Sam Darnold	at N.Y. Jets, Dec. 22, 2019
2.5	Josh Allen	at Buffalo, Sept. 12, 2022
2.5	Ryan Tannehill	vs. Tennessee, Dec. 19, 2021
2.5	Robert Griffin III	vs. Baltimore, Dec. 2, 2020
2.5	Andy Dalton	vs. Cincinnati, Sept. 30, 2019
2.5	Deshaun Watson	vs. Cleveland, Jan. 8, 2023
2.0	Jalen Hurts	at Philadelphia, Dec. 15, 2024
2.0	Daniel Jones	vs. N.Y. Giants, Oct. 28, 2024
2.0	Gardner Minshew	at Indianapolis, Dec. 16, 2023
2.0	Jimmy Garoppolo	at Las Vegas, Sept. 24, 2023
2.0	Geno Smith	vs. Seattle, Oct. 17, 2021
2.0	Aaron Rodgers	at Green Bay, Oct. 3, 2021
2.0	Ryan Finley	at Cincinnati, Dec. 21, 2020
2.0	Ryan Fitzpatrick	vs. Miami, Oct. 28, 2019
1.5	Dak Prescott	vs. Dallas, Oct. 6, 2024
1.5	Brian Hoyer	vs. Indianapolis, Nov. 3, 2019
1.0	Taylor Heinicke	vs. L.A. Chargers, Sept. 22, 2024
1.0	Bo Nix	at Denver, Sept. 15, 2024
1.0	Kirk Cousins	at Atlanta, Sept. 8, 2024
1.0	Dorian Thompson-Robinson	at Cleveland, Nov. 19, 2023
1.0	Jordan Love	vs. Green Bay, Nov. 12, 2023
1.0	Will Levis	vs. Tennessee, Nov. 2, 2023
1.0	Anthony Brown	vs. Baltimore, Dec. 11, 2022
1.0	Derek Carr	vs. Las Vegas, Sept. 19, 2021
1.0	Alex Smith	vs. Washington, Dec. 7, 2020
1.0	Carson Wentz	vs. Philadelphia, Oct. 11, 2020
1.0	Russell Wilson	vs. Seattle, Sept. 15, 2019
1.0	Drew Brees	at New Orleans, Dec. 23, 2018
1.0	Tom Brady	vs. New England, Dec. 16, 2018
1.0	Cam Newton	at Carolina, Nov. 8, 2018
1.0	Joe Flacco	vs. Baltimore, Dec. 10, 2017
1.0	Brett Hundley	vs. Green Bay, Nov. 26, 2017
0.5	Kylar Murray	vs. Arizona, Dec. 3, 2023
0.5	Trevor Lawrence	vs. Jacksonville, Oct. 29, 2023
0.5	Garrett Gilbert	at Dallas, Nov. 8, 2020

- Watt has recorded at least 1.0 sack in 68 career games, which is the fourth-most career games with at least 1.0 sack in a player's first eight NFL seasons since 1982, when the individual sack became an official statistic.

MOST 1.0+ SACK GAMES IN FIRST EIGHT NFL SEASONS – SINCE 1982

RANK	PLAYER	GAMES
1.	DeMarcus Ware	75
2.	Reggie White	72
3.	Von Miller	71
4.	T.J. Watt	68
	Myles Garrett	68
6.	Aaron Donald	66
	Chandler Jones	66
8.	Jared Allen	65
9.	Ryan Kerrigan	61
10.	Four players tied with	59

- Watt was the fifth NFL player since 1982, when the individual sack became an official statistic, to record at least 2.0 sacks in 25 or more games in his first eight seasons, only Reggie White (33), Jared Allen (28) and Simeon Rice (27) had more.
- Watt has recorded at least 2.0 sacks in 25 career games, which is tied for the fourth-most in a player's first eight NFL seasons since 1982, when the individual sack became an official statistic.

MOST 2.0+ SACK GAMES IN FIRST EIGHT NFL SEASONS – SINCE 1982

RANK	PLAYER	GAMES
1.	Reggie White	33
2.	Jared Allen	28
3.	Simeon Rice	27
4.	T.J. Watt	25
	Richard Dent	25
6.	J.J. Watt	24
	Lawrence Taylor	24
8.	Bruce Smith	22
	DeMarcus Ware	22
10.	Myles Garrett	21
	Derrick Thomas	21
	Dexter Manley	21

- Watt has recorded at least 3.0 sacks in six career games, which is tied for the seventh-most in a player's first eight NFL seasons since 1982, when the individual sack became an official statistic.

MOST 3.0+ SACK GAMES IN FIRST EIGHT NFL SEASONS – SINCE 1982

RANK	PLAYER	GAMES
1.	Lawrence Taylor	10
2.	Reggie White	9
3.	Derrick Thomas	8
	DeMarcus Ware	8
5.	Justin Houston	7
	Andre Tippett	7
7.	T.J. Watt	6
	10 other players tied with	6

- Watt has recorded at least 1.0 sack in 68 career games, which is the second-most by a Steeler since 1982, when the individual sack became an official statistic.

MOST 1.0+ SACK GAMES – FRANCHISE HISTORY

RANK	PLAYER	GAMES
1.	Cameron Heyward	69
2.	T.J. Watt	68
3.	Jason Gildon	58
4.	James Harrison	54
5.	Greg Lloyd	43
	Keith Willis	43

- Watt has recorded at least 2.0 sacks in 25 career games, which is the most by a Steeler since 1982, when the individual sack became an official statistic.

MOST 2.0+ SACK GAMES – FRANCHISE HISTORY

RANK	PLAYER	GAMES
1.	T.J. Watt	25
2.	James Harrison	17
3.	Jason Gildon	15
4.	Cameron Heyward	13
	LaMarr Woodley	13
	Joey Porter	13

- Watt has recorded at least 3.0 sacks in six career games, which is tied for the most by a Steeler since 1982, when the individual sack became an official statistic.

MOST 3.0+ SACK GAMES – FRANCHISE HISTORY

RANK	PLAYER	GAMES
1.	T.J. Watt	6
	James Harrison	6
3.	Joey Porter	5
4.	Mike Merriweather	3
	Chad Brown	3

- His 68 career games with at least 1.0 sacks is tied for the seventh-most among active players since 1982, when the individual sack became an official statistic.

MOST 1.0+ SACK GAMES – ACTIVE PLAYERS

RANK	PLAYER	GAMES
1.	Von Miller	96
2.	Cameron Jordan	82
3.	Calais Campbell	78
4.	Khalil Mack	75
5.	Danielle Hunter	72
6.	Cameron Heyward	69
7.	T.J. Watt	68
	Myles Garrett	68
9.	Chris Jones	57
10.	Brandon Graham	54
	Joey Bosa	54

- His 25 career games with at least 2.0 sacks is tied for the most among active players since 1982, when the individual sack became an official statistic.

MOST 2.0+ SACK GAMES – ACTIVE PLAYERS

RANK	PLAYER	GAMES
1.	T.J. Watt	25
	Cameron Jordan	25
3.	Von Miller	22
4.	Khalil Mack	21
	Myles Garrett	21

- His six career games with at least 3.0 sacks is tied for the most among active players since 1982, when the individual sack became an official statistic.

MOST 3.0+ SACK GAMES – ACTIVE PLAYERS

RANK	PLAYER	GAMES
1.	T.J. Watt	6
	Cameron Jordan	6
3.	Von Miller	5
	Myles Garrett	5
	Danielle Hunter	5

- Watt has recorded at least 1.0 sack in 68 different games since the start of the 2017 season, which is the most in the League over the span.
- His 225 QB hits are the fourth-most by an active NFL player.

MOST 1.0+ SACK GAMES – SINCE 2017

RANK	PLAYER	GAMES
1.	T.J. Watt	68
	Myles Garrett	68
3.	Danielle Hunter	58
4.	Chris Jones	55
	Khalil Mack	55

- Watt has recorded at least 2.0 sacks in 25 different games since the start of the 2017 season, which is the most in the League over the span.
- LB **T.J. Watt's** 126 tackles for loss are the third-most over a player's first eight seasons in NFL history.

MOST 2.0+ SACK GAMES – SINCE 2017

RANK	PLAYER	GAMES
1.	T.J. Watt	25
2.	Myles Garrett	21
3.	Cameron Jordan	18
4.	Aaron Donald	17
5.	Chris Jones	16
	Trey Hendrickson	16

- Watt has recorded at least 3.0 sacks in six different games since the start of the 2017 season, which is the most in the League over the span.
- His 126 tackles for loss are the most in the NFL since entering the League in 2017.

MOST 3.0+ SACK GAMES – SINCE 2017

RANK	PLAYER	GAMES
1.	T.J. Watt	6
2.	Myles Garrett	5
	Danielle Hunter	5
	Aaron Donald	5
5.	Za'Darius Smith	4
	Cam Jordan	4
	Chandler Jones	4

(S)WATT THE QUARTERBACK

- LB **T.J. Watt's** 225 QB hits are tied for the second-most over a player's first eight seasons in NFL history.

MOST QB HITS IN FIRST EIGHT SEASONS – NFL HISTORY

RANK	PLAYER	QB HITS
1.	J.J. Watt	243
2.	T.J. Watt	225
	Aaron Donald	225
4.	Myles Garrett	200
5.	Von Miller	197

- His 225 QB hits lead the NFL since entering the League in 2017.

NFL QUARTERBACK HIT LEADERS – SINCE 2017

RANK	PLAYER	QB HITS
1.	T.J. Watt	225
2.	Myles Garrett	200
3.	Chris Jones	185
4.	Aaron Donald	179
5.	Nick Bosa	165

NFL QUARTERBACK HIT LEADERS – ACTIVE PLAYERS

RANK	PLAYER	QB HITS
1.	Calais Campbell	266
2.	Von Miller	257
3.	Cameron Jordan	233
4.	T.J. Watt	225
5.	Leonard Williams	201

WATT KNOWS THE TFL

- LB **T.J. Watt's** 126 tackles for loss are the third-most over a player's first eight seasons in NFL history.

MOST TFL IN FIRST EIGHT SEASONS – NFL HISTORY

RANK	PLAYER	TFL
1.	J.J. Watt	154
2.	Aaron Donald	150
3.	T.J. Watt	126
4.	Von Miller	125
5.	Lavonte David	116
	Myles Garrett	116

- His 126 tackles for loss are the most in the NFL since entering the League in 2017.

NFL TFL LEADERS – SINCE 2017

RANK	PLAYER	TFL
1.	T.J. Watt	126
2.	Aaron Donald	119
3.	Myles Garrett	116
4.	Maxx Crosby	105
	Danielle Hunter	105

- His 126 tackles for loss are tied for the seventh-most by an active NFL player.

NFL TFL LEADERS – ACTIVE PLAYERS

RANK	PLAYER	TFL
1.	Calais Campbell	187
2.	Von Miller	171
3.	Lavonte David	169
4.	Cameron Jordan	160
5.	Khalil Mack	142
6.	Cameron Heyward	130
7.	T.J. Watt	126
	Brandon Graham	126
9.	Danielle Hunter	124
10.	Myles Garrett	116

WATT STRIP DISTRICT

- LB **T.J. Watt's** 23 strip sacks are the most in the NFL since entering the League in 2017.

NFL STRIP SACK LEADERS – SINCE 2017

RANK	PLAYER	STRIP SACKS
1.	T.J. Watt	23
2.	Myles Garrett	19
3.	Khalil Mack	18
4.	Shaquille Barrett	17
	Chandler Jones	17

- His 23 strip sacks are the second-most by an active NFL player.

NFL STRIP SACK LEADERS – ACTIVE PLAYERS

RANK	PLAYER	STRIP SACKS
1.	Khalil Mack	24
2.	T.J. Watt	23
3.	Myles Garrett	19
	Shaquille Barrett	19
5.	Von Miller	18

- His 23 strip sacks are the most by a Steelers player since 2000.

STEELERS STRIP SACK LEADERS – SINCE 2000

RANK	PLAYER	STRIP SACKS
1.	T.J. Watt	23
2.	James Harrison	20
3.	Joey Porter	11
4.	LaMarr Woodley	9
	Jason Gildon	9

- His 44 combined interceptions (six), forced fumbles (26) and fumble recoveries (12) are the most in the NFL since 2019.

NFL COMBINED (INT, FF, FR) LEADERS – SINCE 2019

RANK	PLAYER	INT.	FF	FR	TOT.
1.	T.J. Watt	6	26	12	44
2.	Jessie Bates	21	10	3	34
	Marlon Humphrey	15	14	5	34
4.	Justin Simmons	25	5	3	33
5.	Tyrann Mathieu	23	3	6	32
6.	Fred Warner	10	14	5	29
	Vonn Bell	8	11	10	29
8.	Minkah Fitzpatrick	18	5	5	28
	Shaquille Leonard	10	13	5	28
	Harrison Smith	17	8	3	28

WATT WRESTLES AWAY THE FOOTBALL

- LB **T.J. Watt's** 33 forced fumbles are the third-most over a player's first eight seasons in NFL history.

MOST FORCED FUMBLES IN FIRST EIGHT SEASONS – NFL HISTORY

RANK	PLAYER	FF
1.	Dwight Freeney	36
	Robert Mathis	36
3.	T.J. Watt	33
4.	DeMarcus Ware	32
5.	Julius Peppers	30

- His 33 forced fumbles are the most in the NFL since entering the League in 2017.

NFL FORCED FUMBLE LEADERS – SINCE 2017

RANK	PLAYER	FF
1.	T.J. Watt	33
2.	Khalil Mack	24
3.	Aaron Donald	20
	Chandler Jones	20
	Myles Garrett	20

- His 33 forced fumbles are the most by an active NFL player.

NFL FORCED FUMBLE LEADERS – ACTIVE PLAYERS

RANK	PLAYER	FF
1.	T.J. Watt	33
2.	Khalil Mack	32
3.	Lavonte David	31
4.	Von Miller	27
5.	Brandon Graham	23

- His 33 career forced fumbles are tied for the 12th-most in the NFL since 1994.

NFL FORCED FUMBLE LEADERS – SINCE 1994

RANK	PLAYER	GP	FF
1.	Robert Mathis	192	52
2.	Julius Peppers	266	51
3.	John Abraham	192	48
4.	Dwight Freeney	218	47
5.	Charles Tillman	168	44
6.	Jason Taylor	233	42
7.	Terrell Suggs	244	39
8.	DeMarcus Ware	178	35
	Osi Umenyiora	161	35
10.	Chandler Jones	154	34
	James Harrison	193	34
12.	T.J. Watt	121	33
	Leonard Little	147	33

- His 33 career forced fumbles are the most by a Steelers player since 1994.

STEELERS FORCED FUMBLE LEADERS – SINCE 1994

RANK	PLAYER	GP	FF
1.	T.J. Watt	121	33
2.	James Harrison	177	32
3.	Joey Porter	122	18
	Jason Gildon	158	18
5.	Levon Kirkland	144	14

- His 12 fumble recoveries are the second-most in the NFL since the start of the 2017 season.

NFL FUMBLE RECOVERIES LEADERS – SINCE 2017

RANK	PLAYER	FR
1.	Lavonte David	13
2.	T.J. Watt	12
3.	Vonn Bell	11
	Matt Milano	11
5.	Justin Houston	10
	Khalil Mack	10
	Kyle Van Noy	10

LET MY CAMERON GO

- DT **Cameron Heyward** joined Joe Greene as the only interior defensive linemen in franchise history to be voted AP First Team All-Pro four times.
- Heyward's four AP First Team All-Pro selections is tied for the fifth-most among active NFL players.

MOST NFL ALL-PRO SELECTIONS – ACTIVE PLAYERS

RANK	PLAYER	FIRST-TEAM ALL-PRO
1.	Zach Martin	7
2.	Bobby Wagner	6
3.	Tyreek Hill	5
	Justin Tucker	5
5.	Cameron Heyward	4
	T.J. Watt	4
	Six other players tied with	4

- His four AP First Team All-Pro selections is tied for the 10th-most among defensive tackles in NFL history.

MOST ALL-PRO SELECTIONS BY DT – NFL HISTORY

RANK	PLAYER	FIRST-TEAM ALL-PRO
1.	Aaron Donald	8
2.	Bob Lilly	7
	Gino Marchetti	7
	Randy White	7
5.	Leo Nomellini	6
	John Randle	6
7.	Henry Jordan	5
	Merlin Olsen	5
	Alan Page	5
10.	Cameron Heyward	4
	Joe Greene	4
	Buck Buchanan	4
	Art Donovan	4
	Warren Sapp	4
	Arnie Weinmeister	4

- Heyward finished with five tackles (three solo), two QB hits, two tackles for loss and 2.0 sacks in Week 14 vs. Cleveland, bringing his sack total to 8.0 on the season and 88.5 in his career (2011-24).
- He finished with one tackle and three passes defended in Week 18 vs. Cincinnati. His three passes defended are a career-high and the most by a defensive lineman in a game this season.
- Heyward is the first defensive lineman with 10+ tackles for loss and 10+ passes defended in a season since Cameron Jordan (New Orleans) in 2017.

NFL DL WITH 10+ TFL, 10+ PD – SEASON – SINCE 2000

PLAYER, YEAR	PD	TFL
Cameron Heyward, 2024	11	12
Cameron Jordan, 2017	11	17
J.J. Watt, 2014	10	29
J.J. Watt, 2012	16	39
Calais Campbell, 2011	10	13

- He registered five tackles (three solo), two QB hits, two tackles for loss, one pass defended and 1.0 sack in Week 13 at Cincinnati.
- A 2023 Walter Payton Man of the Year, an award that recognizes a player's off-the-field community service as well as his playing excellence, Heyward registered 71 tackles (35 solo), 8.0 sacks, 11 passes defended, 12 tackles for loss and 19 QB hits in 2024.

- He ranked in the top three among defensive tackles in tackles (3rd), sacks (3rd), passes defended (1st), tackles for loss (t-2nd) and QB hits (t-2nd) in 2024.
- Heyward is the only defensive tackle in the NFL that ranks among the top three in the League in the categories below:

2024 NFL DT LEADERS

CATEGORY	HEYWARD (RANK)	LEADER
Tackles	71 (3rd)	76 (Jeffrey Simmons)
Sacks	8.0 (3rd)	10.0 (Zach Sieler)
Passes Defensed	11 (1st)	--
Tackles for Loss	12 (t-2nd)	13 (Zach Sieler)
QB Hits	20 (t-2nd)	23 (Osa Odighizuwa)

- His 71 tackles were the third-most by a defensive tackle in 2024.

MOST TACKLES BY DT – 2024

RANK	PLAYER	TACKLES
1.	Jeffery Simmons	76
2.	Grover Stewart	74
3.	Cameron Heyward	71
4.	Davon Godchaux	67
5.	Adam Butler	65

- His 8.0 sacks were the third-most a defensive tackle in 2024.

MOST SACKS BY DT – 2024

RANK	PLAYER	SACKS
1.	Zach Sieler	10.0
2.	Dexter Lawrence	9.0
3.	Cameron Heyward	8.0
4.	Bryan Bresee	7.5
	Calijah Kancey	7.5

- His 11 passes defended were the most by a defensive tackle in 2024.

MOST PASSES DEFENSED BY DT – 2024

RANK	PLAYER	PD
1.	Cameron Heyward	11
2.	Keanu Benton	6
	Jalen Carter	6
4.	Calais Campbell	5
	Poona Ford	5

- His 11 passes defended in 2024 were the most by a Pittsburgh defensive tackle since 1994.

MOST PASSES DEFENSED BY DT – SEASON – SINCE 1994

RANK	PLAYER, YEAR	PD
1.	Cameron Heyward, 2024	11
2.	Cameron Heyward, 2021	9
3.	Cameron Heyward, 2013	7
4.	Cameron Heyward, 2019	6
	Keanu Benton, 2024	6

- His 11 passes defended in 2024 were the most by a defensive tackle since 1994.

MOST PASSES DEFENSED BY DT – SEASON – SINCE 1994

RANK	PLAYER, YEAR	PD
1.	Cameron Heyward, 2024	11
2.	Calais Campbell, 2011	10
	Johnny Jolly, 2009	10
	Kevin Williams, 2010	10
5.	Cameron Heyward, 2021	9
	Shelby Harris, 2019	9
	Cortez Kennedy, 2000	9
	Corey Liuget, 2012	9

- His 12 tackles for loss were tied for the second-most a defensive tackle in 2024.

MOST TACKLES FOR LOSS BY DT – 2024

RANK	PLAYER	TFL
1.	Zach Sieler	13
2.	Cameron Heyward	12
	Jalen Carter	12
	Calais Campbell	12
5.	Nnamdi Madubike	11
	Jeffery Simmons	11
	Calijah Kancey	11

- His 20 QB hits were tied for the second-most by a defensive tackle in 2024.

MOST QB HITS BY DT – 2024

RANK	PLAYER	QBH
1.	Osa Odighizuwa	23
2.	Cameron Heyward	20
	Chris Jones	20
4.	Gervon Dexter	19
5.	Dalvin Tomlinson	18

- Heyward has played in 211 regular-season games for the Steelers, which is the fourth-most in franchise history and most among defensive players.

MOST GAMES PLAYED – FRANCHISE HISTORY

RANK	PLAYER	GAMES
1.	Ben Roethlisberger (2004-21)	249
2.	Mike Webster (1974-88)	220
3.	Hines Ward (1998-2011)	217
4.	Cameron Heyward (2011-24)	211
5.	Donnie Shell (1974-87)	201

- Heyward is the 271st non-specialist in NFL history to play in at least 200 career NFL regular-season games.
- He is the 65th player in NFL history to play in at least 200 career NFL regular-season games with one franchise.
- Heyward is the third player from the 2011 NFL Draft class to play in at least 200 career NFL regular-season games (DL Cam Jordan and CB Patrick Peterson).
- Heyward has started 176 regular-season games for the Steelers, which is the sixth-most in franchise history and second-most among defensive players (Mel Blount, 189).

MOST GAMES PLAYED – FRANCHISE HISTORY

RANK	PLAYER	STARTS
1.	Ben Roethlisberger (2004-21)	247
2.	Mike Webster (1974-88)	194
3.	Hines Ward (1998-2011)	190
4.	Mel Blount (1970-83)	189
5.	Dermontti Dawson (1988-2000)	181
6.	Cameron Heyward (2011-24)	176
7.	Joe Greene (1969-81)	172
8.	Heath Miller (2005-15)	167
9.	Casey Hampton (2001-12)	164
10.	Donnie Shell (1974-87)	162

- Heyward has played in 211 regular-season games, which ranks 12th in NFL history among defensive tackles.

MOST GAMES PLAYED BY DT – NFL HISTORY

RANK	PLAYER	GAMES
1.	Calais Campbell (2008-24)	260
2.	Ted Washington (1991-2007)	236
3.	Keith Traylor (1991-2007)	229
4.	Justin Smith (2001-14)	221
5.	John Randle (1990-2003)	219
	Jeff Zgonina (1993-2009)	219
7.	Alan Page (1967-81)	218
8.	Dave Butz (1973-88)	216
9.	Domata Peko Sr. (2006-20)	214
10.	Steve McMichael (1980-94)	213
	Henry Thomas (1987-2000)	213
12.	Cameron Heyward (2011-24)	211

- Heyward is the only defensive lineman in franchise history with 9.0 or more sacks in at least five seasons.
- Heyward is the only defensive lineman in franchise history with 10.0 or more sacks in at least three seasons.

MOST SINGLE-SEASON SACKS BY DL – FRANCHISE – SINCE 1982

RANK	PLAYER, YEAR	SACKS
1.	Keith Willis, 1983	14.0
2.	Cameron Heyward, 2017	12.0
	Keith Willis, 1986	12.0
4.	Stephon Tuitt, 2020	11.0
5.	Cameron Heyward, 2022	10.5
6.	Cameron Heyward, 2021	10.0
7.	Cameron Heyward, 2019	9.0
8.	Ray Seals, 1995	8.5
9.	Cameron Heyward, 2024	8.0
	Cameron Heyward, 2018	8.0
	Aaron Smith, 2004	8.0
	Kimo von Oelhoffen, 2003	8.0
	Aaron Smith, 2001	8.0

- Heyward was the lone defensive tackle in the NFL with 10.0 or more sacks in both 2021 and 2022.

- His three seasons of 10.0 or more sacks are tied for the fourth-most by a defensive tackle since 1982.

MOST 10.0+ SACK SEASONS BY DT – NFL – SINCE 1982

RANK	PLAYER	SEASONS
1.	John Randle	9
2.	Aaron Donald	6
3.	Warren Sapp	4
4.	Cameron Heyward	3
	Eight other players tied with	3

- His four seasons of 9.0 or more sacks are tied for the sixth-most by a defensive tackle since 1982.

MOST 9.0+ SACK SEASONS BY DT – NFL – SINCE 1982

RANK	PLAYER	SEASONS
1.	John Randle	10
2.	Aaron Donald	7
3.	Geno Atkins	5
	Chris Jones	5
	Warren Sapp	5
6.	Cameron Heyward	4
	Three other players tied with	4

- His six seasons of 8.0 or more sacks are tied for the fourth-most by a defensive tackle since 1982.

MOST 8.0+ SACK SEASONS BY DT – NFL – SINCE 1982

RANK	PLAYER	SEASONS
1.	John Randle	11
2.	Aaron Donald	9
3.	Steve McMichael	7
4.	Cameron Heyward	6
	Trevor Pryce	6

- His eight seasons of 7.0 or more sacks are the fourth-most by a defensive tackle since 1982.

MOST 7.0+ SACK SEASONS BY DT – NFL – SINCE 1982

RANK	PLAYER	SEASONS
1.	John Randle	12
2.	Steve McMichael	9
	Aaron Donald	9
4.	Cameron Heyward	8
5.	Calais Campbell	7
	Warren Sapp	7
	Henry Thomas	7
	Trevor Pryce	7

- His 88.5 career sacks are the eighth-most by a defensive tackle in NFL history.

MOST CAREER SACKS BY DT – NFL – SINCE 1982

RANK	PLAYER. YEARS	SACKS
1.	John Randle, 1990-2003	137.5
2.	Aaron Donald, 2014-23	111.0
3.	Calais Campbell, 2008-24	109.5
4.	Warren Sapp, 1995-2007	96.5
5.	Steve McMichael, 1980-94	95.0*
6.	Henry Thomas, 1987-2000	93.5
7.	Trevor Pryce, 1997-2010	92.0
8.	Cameron Heyward, 2011-24	88.5
9.	Justin Smith, 2001-14	87.0
10.	La'Roi Glover, 1996-2008	83.5

*indicates stat was not tracked during some included years

- His 88.5 career sacks are the most by a Steelers' defensive lineman in franchise history, second-most by an active NFL defensive tackle and second-most in franchise history.

MOST SACKS BY DL – FRANCHISE – SINCE 1982

RANK	PLAYER. YEARS	SACKS
1.	Cameron Heyward, 2011-24	88.5
2.	Keith Willis, 1982-91	59.0
3.	Aaron Smith, 1999-2011	44.0
4.	Stephon Tuitt, 2014-20	34.5
5.	Brett Keisel, 2002-14	30.0

MOST SACKS – FRANCHISE – SINCE 1982

RANK	PLAYER. YEARS	SACKS
1.	T.J. Watt, 2017-24	108.0
2.	Cameron Heyward, 2011-24	88.5
3.	James Harrison, 2002, 2004-12, 2014-17	80.5
4.	Jason Gildon, 1994-2003	77.0
5.	L.C. Greenwood, 1969-81	73.5
6.	Joe Greene, 1969-81	66.0
7.	Joey Porter, 1999-2006	60.0
8.	Keith Willis, 1982-91	59.0
9.	LaMarr Woodley, 2007-13	57.0
10.	Greg Lloyd, 1998-97	53.5

MOST SACKS BY DT – ACTIVE

RANK	PLAYER	SACKS
1.	Calais Campbell	110.5
2.	Cameron Heyward	88.5
3.	Chris Jones	80.5
4.	DeForest Buckner	67.5
5.	Javon Hargrave	45.5

- His 130 tackles for loss are the second-most by an active NFL defensive tackle.

MOST TFL BY DT – ACTIVE

RANK	PLAYER	TFL
1.	Calais Campbell	187
2.	Cameron Heyward	130
3.	DeForest Buckner	88
4.	Chris Jones	87
5.	Grady Jarrett	77

- His 130 tackles for loss are the sixth-most by an active NFL player.

NFL TFL LEADERS – ACTIVE PLAYERS

RANK	PLAYER	TFL
1.	Calais Campbell	187
2.	Von Miller	171
3.	Lavonte David	169
4.	Cameron Jordan	159
5.	Khalil Mack	142
6.	Cameron Heyward	130
7.	T.J. Watt	126
	Brandon Graham	126
9.	Danielle Hunter	125
10.	Myles Garrett	116

- His 718 tackles are the second-most by an active NFL defensive tackle.

MOST TACKLES BY DT – ACTIVE

RANK	PLAYER	TACKLES
1.	Calais Campbell	908
2.	Cameron Heyward	718
3.	Linval Joseph	695
4.	DeForest Buckner	604
5.	Grady Jarrett	496

- His 58 passes defended are the second-most among active NFL defensive tackles.

MOST PASSES DEFENDED BY DT – ACTIVE

RANK	PLAYER	PD
1.	Calais Campbell	63
2.	Cameron Heyward	58
3.	Chris Jones	37
4.	Shelby Harris	36
5.	DeForest Buckner	28

- His 130 tackles for loss are tied for the third-most by a NFL defensive tackle since 1994.

MOST TFL BY DT – SINCE 1994

RANK	PLAYER	TFL
1.	Calais Campbell	187
2.	Aaron Donald	176
3.	Cameron Heyward	130
	Ndamukong Suh	130
5.	Geno Atkins	99

- His 718 tackles are the fourth-most by a NFL defensive tackle since 1994.

MOST TACKLES BY DT – SINCE 1994

RANK	PLAYER	TACKLES
1.	Calais Campbell	908
2.	Justin Smith	884
3.	Ted Washington	757
4.	Cameron Heyward	718
5.	Linval Joseph	695

- His 58 passes defended are the third-most by a NFL defensive tackle since 1994.

MOST PASSES DEFENDED BY DT – SINCE 1994

RANK	PLAYER	PD
1.	Kevin Williams	71
2.	Calais Campbell	63
3.	Cameron Heyward	58
4.	John Henderson	45
5.	Chester McGlockton	43

- The Steelers are 15-0-1 when he has a multi-sack game and 12-0-1 when he has at least 2.0 sacks.
- Heyward has recorded at least 1.0 sack in 69 career games, which is the most by a Steeler since 1982, when the individual sack became an official statistic.

MOST 1.0+ SACK GAMES – FRANCHISE HISTORY

RANK	PLAYER	GAMES
1.	Cameron Heyward	69
2.	T.J. Watt	68
3.	Jason Gildon	58
4.	James Harrison	54
5.	Greg Lloyd	43
	Keith Willis	43

- His 69 career games with at least 1.0 sacks is the sixth-most among active players since 1982, when the individual sack became an official statistic.

MOST 1.0+ SACK GAMES – ACTIVE PLAYERS

RANK	PLAYER	GAMES
1.	Von Miller	96
2.	Cameron Jordan	82
3.	Calais Campbell	78
4.	Khalil Mack	75
5.	Danielle Hunter	72
6.	Cameron Heyward	69
7.	T.J. Watt	68
	Myles Garrett	68
9.	Chris Jones	57
10.	Brandon Graham	54
	Joey Bosa	54

- Heyward has recorded at least 2.0 sacks in 13 career games, which is tied for the fourth-most by a Steeler since 1982, when the individual sack became an official statistic.

MOST 2.0+ SACK GAMES – FRANCHISE HISTORY

RANK	PLAYER	GAMES
1.	T.J. Watt	25
2.	James Harrison	17
3.	Jason Gildon	15
4.	Cameron Heyward	13
	LaMarr Woodley	13
	Joey Porter	13

FITZPATRICK DOES IT AGAIN

- 5 **Minkah Fitzpatrick**, three-time Associated Press First Team All-Pro (2019, 2020, 2022), has registered 23 total takeaways (18 interceptions and five fumble recoveries), which is the fifth-most in the NFL since the start of the 2019 season.

MOST TAKEAWAYS (INT AND FR) – NFL – SINCE 2019

RANK	PLAYER	INT.	FR	TOT.
1.	Tyrann Mathieu	23	6	29
2.	Justin Simmons	25	3	28
3.	J.C. Jackson	23	2	25
4.	Jessie Bates	21	3	24
5.	Minkah Fitzpatrick	18	5	23

- His 18 interceptions are tied for the sixth-most in the NFL since the start of the 2019 season.

MOST INTERCEPTIONS – NFL – SINCE 2019

RANK	PLAYER	INT
1.	Justin Simmons	25
2.	J.C. Jackson	23
	Tyrann Mathieu	23
4.	Jessie Bates	21
5.	Trevon Diggs	20
6.	Minkah Fitzpatrick	18
	Xavien Howard	18
	Quandre Diggs	18
	C.J. Gardner-Johnson	18
10.	Kevin Byard	17
	Kerby Joseph	17
	Harrison Smith	17
	Xavier McKinney	17

- His 28 combined interceptions (18), forced fumbles (five) and fumble recoveries (five) are tied for the eighth-most in the NFL since the start of the 2019 season.

NFL COMBINED (INT, FF, FR) LEADERS – SINCE 2019

RANK	PLAYER	INT.	FF	FR	TOT.
1.	T.J. Watt	6	26	12	44
2.	Jessie Bates	21	10	3	34
	Marlon Humphrey	15	14	5	34
4.	Justin Simmons	25	5	3	33
5.	Tyrann Mathieu	23	3	6	32
6.	Fred Warner	10	14	5	29
	Vonn Bell	8	11	10	29
8.	Minkah Fitzpatrick	18	5	5	28
	Shaquille Leonard	10	13	5	28
	Harrison Smith	17	8	3	28

- His five defensive TDs are tied for the second-most in the NFL among active players.

MOST DEFENSIVE TDS – NFL – ACTIVE

RANK	PLAYER	TDS
1.	Eddie Jackson	6
2.	Minkah Fitzpatrick	5
	Darius Slay	5
	DaRon Bland	5
	Deion Jones	5

- His five defensive TDs are tied for most in the NFL since he entered the League in 2018.

MOST DEFENSIVE TDS – NFL – SINCE 2018

RANK	PLAYER	TDS
1.	Minkah Fitzpatrick	5
	Darius Slay	5
	Marcus Peters	5
	Daron Bland	5
5.	Seven players tied with	4

- Fitzpatrick became the fourth player in NFL history with an interception return for TD in four of his first five seasons, joining Nate Clements, Pro Football Hall of Famer Ken Houston and Deion Jones.
- Fitzpatrick has two career multi-interception games (2018-24).
- Fitzpatrick, who holds the single-season franchise record for tackles by a defensive back (124 in 2021), recorded 96 tackles in 2024, which is tied for the 10th-most by a Steelers defensive back since the 1970 AFL-NFL merger.
- His 96 tackles in 2022 is tied for the 10th-most by a Steelers defensive back since the 1970 AFL-NFL merger

MOST TACKLES BY A STEELERS DEFENSIVE BACK – SINCE 1994

RANK	PLAYER. YEAR	TACKLES
1.	Minkah Fitzpatrick, 2021	124
2.	DeShon Elliott, 2024	108
3.	Terrell Edmunds, 2019	105
4.	Ryan Clark, 2013	104
5.	Ryan Clark, 2012	102
6.	Lee Flowers, 1998	101
7.	Ryan Clark, 2011	100
	Rod Woodson, 1992	100
9.	Chris Hope, 2005	97
10.	Minkah Fitzpatrick, 2022	96
	Minkah Fitzpatrick, 2024	96

FITZPATRICK BLOCK PARTY

- 5 **Minkah Fitzpatrick** returned an interception for a TD and blocked an extra-point at Cincinnati in Week 1 of 2022 at Cincinnati. He is one of five players to have a pick-6 and a blocked kick in the same game since 2000 and the only to have a blocked extra-point and a pick-6 in the same game over the span.

PLAYERS WITH INT TD AND BLOCKED KICK IN SAME GAME SINCE 2000

PLAYER	OPPONENT
Minkah Fitzpatrick	at Cincinnati (09/11/2022) – PAT
Jonathan Jones	vs. Indianapolis (11/06/2022) – Punt
Patrick Chung	at Miami (10/04/2010) – Punt & FG
Julius Peppers	at Tampa Bay (11/28/2004) – FG
Chad Williams	at Cincinnati (12/01/2002) – Punt

QUEEN REIGNS SUPREME

- LB **Patrick Queen** registered a team-high 129 tackles (65 solo), seven passes defended, six tackles for loss, five QB hits, two forced fumbles and one fumble recovery in 2024.
- Queen is the only NFL defender to record 125 or more tackles, six or more tackles for loss and seven or more passes defended in 2024.

PLAYERS WITH 125+ TACKLES, 7+ PD, 6+ TFL – 2024

PLAYER	TACKLES	PD	TFL
Patrick Queen	129	7	6

- He finished with five tackles (three solo), two QB hits, one TFL, one pass defended, one forced fumble and 1.0 sack in Week 18 vs. Cincinnati.
- Queen's 129 tackles are the fifth-most in a season by a Steeler since 1994.

MOST SINGLE-SEASON TACKLES – FRANCHISE – SINCE 1994

RANK	PLAYER, YEAR	TACKLES
1.	James Farrior, 2003	137
2.	James Farrior, 2008	133
3.	Lawrence Timmons, 2010	132
	Lawrence Timmons, 2014	132
5.	Patrick Queen, 2024	129
6.	Earl Holmes, 2000	128
7.	James Farrior, 2006	126
	Levon Kirkland, 1997	126
	Lawrence Timmons, 2013	126
10.	Minkah Fitzpatrick, 2021	124

- He has recorded seven forced fumbles, seven fumble recoveries and 11 takeaways in his career (2020–24).
- Queen recorded eight tackles (four solo) and one pass defended in Week 16 at Baltimore.
- He finished with a team-high 11 tackles (six solo) and one quarterback hit in Week 15 at Philadelphia.
- Queen registered his fourth double-digit tackle game of the season and 12th of his career (2020–24).
- He finished with 10 tackles (five solo) and one pass defended in the Week 14 victory vs. Cleveland.
- Queen finished with a season-high, and career-high tying, 13 tackles (six solo) and one tackle for loss in the Week 6 victory at Las Vegas.
- He led the Steelers with 10 tackles (three solo) while adding one forced fumble, one fumble recovery and one tackle for loss in the Week 11 victory vs. Baltimore.
- Queen both forced and recovered Isaiah Likely’s fumble on Baltimore’s second-to-last drive of the first half, which gave the Steelers the ball at the Ravens’ 19-yard line (Steelers would add a field goal on the ensuing drive).
- In 2023, Queen earned Pro Bowl and Associated Press second-team All-Pro honors for the first time in his career.
- Queen was also named Associated Press Defensive Rookie of the Year in 2020.
- He became the third defender in Baltimore franchise history (Ray Lewis, eight; C.J. Mosley, three) to record three seasons with at least 100 tackles, one forced fumble and one fumble recovery.
- He is one of just three NFL defenders to post at least four interceptions, seven forced fumbles and seven fumble recoveries since 2020 when he entered the league.

PLAYERS WITH 4+ INT, 6+ FF, 7+ FR – SINCE 2020

PLAYER	INT.	FF	FR
Patrick Queen	4	7	7
T.J. Watt	4	18	8
Antoine Winfield Jr.	7	11	9

ELLIOTT ALWAYS AROUND THE FOOTBALL

- S **DeShon Elliott** – who missed Week 15 at Philadelphia and Week 16 at Baltimore – registered 108 tackles (73 solo), six passes defended, one interception, five tackles for loss, three fumble recoveries, two forced fumbles and two QB hits in 2024.
- Elliott finished with a career-high-tying 13 tackles (nine solo) and one pass defended in the Week 14 victory vs. Cleveland.
- He also registered 13 tackles for Miami in Week 1 of 2023 (at L.A. Chargers).
- Elliott was the only NFL defender to post at least three fumble recoveries, two forced fumbles and one interception in 2024, and the second defensive back to do so in a season since the start of the 2021 season.

PLAYERS WITH 1+ INT, 2+ FF, 3+ FR IN A SEASON – SINCE 2021

PLAYER (YEAR)	INT.	FF	FR
DeShon Elliott (2024)	1	2	3
Antoine Winfield Jr. (2023)	3	8	3
Antoine Winfield Jr. (2021)	2	2	3

- Elliott’s three fumble recoveries were tied for the most in the NFL in 2024.

MOST FUMBLE RECOVERIES – 2024

RANK	PLAYER	FR
1.	DeShon Elliott	3
	Dorian Williams	3
	Kyler Gordon	3
	Cooper DeJean	3
	Karl Brooks	3
	Quincy Williams	3

- His 108 tackles were tied for the eighth-most by a defensive back in 2024.

MOST TACKLES BY A DEFENSIVE BACK – 2024

RANK	PLAYER	TACKLES
1.	Budda Baker	164
2.	Nick Cross	145
3.	Kevin Byard	130
4.	Xavier Woods	114
5.	Brandon Jones	115
6.	Quentin Lake	111
7.	Brian Branch	109
8.	DeShon Elliott	108
	Grant Delpit	108
10.	Kyle Hamilton	107
	Jeremy Chin	107

- His 108 tackles were the second-most by a Steelers defensive back since 1994.

MOST TACKLES BY A STEELERS DEFENSIVE BACK – SINCE 1994

RANK	PLAYER, YEAR	TACKLES
1.	Minkah Fitzpatrick, 2021	124
2.	DeShon Elliott, 2024	108
3.	Terrell Edmunds, 2019	105
4.	Ryan Clark, 2013	104
5.	Ryan Clark, 2012	102
6.	Lee Flowers, 1998	101
7.	Ryan Clark, 2011	100
	Rod Woodson, 1992	100
9.	Chris Hope, 2005	97
10.	Minkah Fitzpatrick, 2022	96
	Minkah Fitzpatrick, 2024	96

DONTE JACK(SON) OF ALL TRADES

- CB **Donte Jackson** – who missed Week 16 at Baltimore and Week 18 vs. Cincinnati with an injury – registered 38 tackles (28 solo), eight passes defended, five interceptions, two tackles for loss, one fumble recovery and six takeaways in 2024.
- His team-high five interceptions were tied for the sixth-most in the NFL in 2024.

MOST INTERCEPTIONS – 2024

RANK	PLAYER	INT
1.	Kerby Joseph	9
2.	Xavier McKinney	8
3.	Byron Murphy	6
	Marlon Humphrey	6
	C.J. Gardner-Johnson	6
6.	Donte Jackson	5
	Derek Stingley	5
	Calen Bullock	5
	Amani Hooker	5

- Jackson's team-high six takeaways were tied for the third-most in the NFL in 2024.

MOST TAKEAWAYS – 2024

RANK	PLAYER	TAKEAWAYS
1.	Kerby Joseph	9
	Xavier McKinney	9
3.	Donte Jackson	6
	Byron Murphy	6
	Caleb Bullock	6
	C.J. Gardner-Johnson	6
	Marlon Humphrey	6

BAD BISHOP

- CB **Beanie Bishop Jr.** registered 39 tackles (25 solo), four interceptions, seven passes defended, two tackles for loss, one QB hit and one fumble recovery.
- His four interceptions are tied for the most by an undrafted rookie in 2024. He has four of the 11 interceptions by undrafted rookies across the NFL.

MOST INTERCEPTIONS BY UNDRAFTED ROOKIE – 2024

RANK	PLAYER	INT
1.	Beanie Bishop Jr.	4
	Jaylen McCollough	4
3.	Christian Roland-Wallace	1
	Demani Richardson	1
	Thomas Harper	1

- His four interceptions are the most by a Steelers undrafted rookie and tied for the ninth-most by an undrafted rookie since the 1970 AFL-NFL merger.

MOST SINGLE-SEASON INTERCEPTIONS BY UNDRAFTED ROOKIE – SINCE 1970

RANK	PLAYER, YEAR	INT
1.	Everson Walls, 1981	11
2.	Michael Downs, 1981	7
3.	Herman Edwards, 1977	6
4.	Sammy Knight, 1997	5
	Travis Curtis, 1987	5
	Mike Dennis, 1980	5
	Deac Sanders, 1974	5
	Hugo Hollas, 1970	5
9.	Beanie Bishop Jr.	4
	Jaylen McCollough	4

- Bishop Jr. was named NFL Defensive Rookie of the Month for his performance in the month of October.
- Bishop Jr. registered 16 tackles (13 solo), two tackles for loss and an NFL-tying best three interceptions in October.
- Bishop registered six tackles (five solo), one tackle for loss, two passes defended and two interceptions vs. N.Y. Jets in Week 7. He was the first player in the NFL with at least six tackles, two interceptions and one tackle for loss in the same game since Cleveland's Grant Delpit at Washington in Week 17 of 2022.
- Bishop was the only player in October with at least three interceptions and two tackles for loss.
- He is the first Steelers rookie to record three interceptions in a single season since Artie Burns in 2016.
- Bishop's just the fourth rookie to pick off that many passes in a season since 1992 (Scott Shields, 1999; Darren Perry, 1992).
- He is one of two rookie undrafted free agents to intercept three passes in a season for the Steelers, joining Tony Dungy (1977), since the 1970 AFL-NFL merger.
- Bishop becomes the fifth Steeler to win Rookie of the Month and second defensive player to earn the honor, joining Kendrell Bell (October & November, 2001).

RUSS PLAYOFF NUMBERS

- QB **Russell Wilson** has registered a 9-8 (.529) postseason record as a starting quarterback.
- His nine postseason victories as a starting quarterback are tied for the ninth-most in NFL history.

MOST QB VICTORIES – NFL POSTSEASON HISTORY

RANK	PLAYER	WINS
1.	Tom Brady	35
2.	Patrick Mahomes	16
	Joe Montana	16
4.	Terry Bradshaw	14
	Peyton Manning	14
	Steve Young	14
	John Elway	14
8.	Ben Roethlisberger	13
	Brett Favre	13
	Roger Staubach	13
11.	Aaron Rodgers	12
	Earl Morrall	12
13.	Troy Aikman	11
14.	Joe Flacco	10
15.	Russell Wilson	9
	Five other players tied with	9

- His .562 postseason winning percentage as a starting quarterback is the 12th-highest in NFL history (min. 15 games started).

BEST STARTING QB POSTSEASON RECORD – NFL HISTORY (MIN. 15)

RANK	PLAYER	W	L	T	PCT.
1.	Patrick Mahomes	16	3	0	.842
2.	Terry Bradshaw	14	5	0	.737
3.	Troy Aikman	11	4	0	.733
4.	Tom Brady	35	13	0	.729
5.	Joe Montana	16	7	0	.696
6.	John Elway	14	7	0	.667
7.	Roger Staubach	11	6	0	.647
8.	Joe Flacco	10	6	0	.625
9.	Ben Roethlisberger	13	10	0	.565
10.	Donovan McNabb	9	7	0	.562
11.	Brett Favre	13	11	0	.542
12.	Russell Wilson	9	8	0	.529

- He ranks tied for 12th in NFL postseason history in starts with 17.

MOST QB GAMES STARTED – NFL POSTSEASON HISTORY

RANK	PLAYER	STARTS
1.	Tom Brady	48
2.	Peyton Manning	27
3.	Brett Favre	24
4.	Ben Roethlisberger	23
	Joe Montana	23
6.	Aaron Rodgers	21
	John Elway	21
8.	Terry Bradshaw	19
	Patrick Mahomes	19
10.	Dan Marino	18
	Drew Brees	18
12.	Russell Wilson	17
	Roger Staubach	17
	Jim Kelly	17

- Wilson ranks second in pass yards/attempt and ninth in passer rating (min. 250 pass attempts).

- His 414 yards passing against the Bengals are the second-most in a game since he entered the NFL in 2012.

HIGHEST PASS YARDS/ATT. – POSTSEASON HISTORY (MIN. 250 ATT.)

RANK	PLAYER	YDS/ATT.
1.	Kurt Warner	8.55
2.	Russell Wilson	8.45
3.	Jim Plunkett	8.43
4.	Terry Bradshaw	8.41
5.	Matthew Stafford	8.23

HIGHEST PASSER RTG. – POSTSEASON HISTORY (MIN. 250 ATT.)

RANK	PLAYER	RTG.
1.	Patrick Mahomes	105.6
2.	Kurt Warner	102.8
3.	Matthew Stafford	102.3
4.	Josh Allen	101.5
5.	Matt Ryan	100.8
6.	Aaron Rodgers	100.1
7.	Alex Smith	97.4
8.	Drew Brees	97.1
9.	Russell Wilson	96.8
10.	Joe Montana	95.6

WILSON JOINED PITTSBURGH

- Nine-time Pro Bowl and Super Bowl XLVIII winning QB **Russell Wilson** signed a one-year contract with Pittsburgh this offseason.
- In 2024, Wilson completed 214-of-336 passes (63.7%) for 2,482 yards with 16 TDs and five interceptions (95.6 rtg.).
- Wilson recorded more wins (124) in his first 12 NFL seasons, including the postseason, than every quarterback in League history apart from Peyton Manning (140), Tom Brady (140) and Brett Favre (125).
- Wilson has thrown for at least 3,000 yards in 12 of his 13 seasons in the NFL. He has eclipsed 4,000 passing yards in four seasons and registered at least 30 passing TDs on five occasions.
- Wilson ranks 11th in NFL regular-season history in victories (121), 12th in passing TDs (350) and 16th in passing yards (46,135).
- Among quarterbacks with 150+ career starts in the NFL, Wilson ranks second in League regular-season history in passer rating (99.8), second in passing yards/attempt (7.69), second in TD/INT ratio (3.2) and 10th in win percentage (.611).
- Wilson has also rushed for 5,462 yards and 31 TDs on 1,024 carries (5.3 avg.). He is the only quarterback in NFL history to throw for more than 45,000 yards while rushing for at least 5,000 yards.
- Wilson ranks second in TD passes, second in passing yards and third in completions among active quarterbacks since entering the League in 2012.
- Wilson has led his teams to double-digit wins in eight different seasons, nine playoff appearances, two Super Bowl berths and a Super Bowl XLVIII win.
- Wilson completed 29-of-38 passes (76.3 percent) for 414 yards, three TDs, one interception and a 126.4 rating in Week 13 at Cincinnati.
- His 414 yards passing against the Bengals were the fifth-most in a game in 2024.

MOST PASSING YARDS – GAME – 2024

RANK	PLAYER. OPP.	YDS
1.	Kirk Cousins, vs. Tampa Bay, Week 5	509
2.	Jameis Winston, at Denver, Week 13	497
3.	Jared Goff, vs. Buffalo, Week 15	494
4.	Joe Burrow, at Baltimore, Week 10	428
5.	Russell Wilson, at Cincinnati, Week 13	414
6.	Jared Goff, vs. Jacksonville, Week 11	412
	Joe Burrow, vs. Denver, Week 17	412
8.	Jameis Winston, at New Orleans, Week 11	395
	Geno Smith, at Detroit, Week 4	395
10.	Joe Burrow, vs. Baltimore, Week 5	392

MOST PASSING YARDS BY RUSSELL WILSON – GAME – CAREER

RANK	TEAM VS. OPP.	WEEK	YEAR	YDS
1.	Seattle vs. Houston	8	2017	452
2.	Pittsburgh at Cincinnati	13	2024	414
3.	Seattle vs. New Orleans	3	2019	406
4.	Seattle at Buffalo	9	2020	390
	Seattle at Arizona	7	2020	388
6.	Seattle vs. Tampa Bay	9	2019	378
7.	Seattle at Tennessee	3	2017	373
8.	Seattle at Miami	4	2020	360
9.	Seattle vs. Arizona	16	2016	350
10.	Seattle at New England	10	2016	348

- His eight seasons with at least 10 victories as a starting QB is tied for the fifth-most in NFL history.

NFL MOST SEASONS WITH 10+ QB WINS – NFL HISTORY

RANK	PLAYER	10+ WIN SEASONS
1.	Tom Brady	19
2.	Peyton Manning	14
3.	Aaron Rodgers	10
	Brett Favre	10
5.	Russell Wilson	8
	Ben Roethlisberger	8
	Drew Brees	8
	John Elway	8

WILSON HOLDS SECOND-MOST QB WINS SINCE 2012

- Since entering the NFL in 2012, QB **Russell Wilson** has recorded 130 regular-season/postseason victories and registered a .607 winning percentage. His 130 victories rank second, trailing only Tom Brady (146), in that span.

MOST REGULAR-SEASON/PLAYOFF WINS – SINCE 2012

RANK	PLAYER	GP	W	L	T	PCT.
1.	Tom Brady	200	146	54	0	.730
2.	Russell Wilson	215	130	84	1	.607
3.	Aaron Rodgers	194	119	74	1	.616
4.	Patrick Mahomes	130	104	26	0	.800
5.	Matthew Stafford	200	99	100	1	.497

WILSON 13TH ON NFL'S ALL-TIME TOUCHDOWN LIST

- Wilson is one of 14 signal callers in NFL history to register 300 or more passing TDs, and currently ranks 12th on the all-time passing TD list.

MOST REGULAR-SEASON PASSING TDS – NFL HISTORY

RANK	PLAYER	PASS TDS
1.	Tom Brady	649
2.	Drew Brees	571
3.	Peyton Manning	539
4.	Brett Favre	508
5.	Aaron Rodgers	503
6.	Philip Rivers	421
7.	Dan Marino	420
8.	Ben Roethlisberger	418
9.	Matt Ryan	381
10.	Matthew Stafford	377
11.	Eli Manning	366
12.	Russell Wilson	350

- Wilson threw two TD passes at Baltimore in Week 16, marking the 108th time in his career that he's thrown at least two TDs in a single game. His 108 such games ranks tied for second since 2012, trailing only Aaron Rodgers (117).

MOST REGULAR-SEASON MULTIPLE PASSING TD GAMES – SINCE 2012

RANK	PLAYER	GAMES
1.	Aaron Rodgers	118
2.	Russell Wilson	108
	Tom Brady	108
4.	Matthew Stafford	98
5.	Matt Ryan	89

- Wilson has registered 108 multi-TD pass games in his regular-season career, which the 11th-most in NFL history.

MOST MULTI-TD PASS GAMES – NFL HISTORY

RANK	PLAYER	GAMES
1.	Tom Brady	204
2.	Drew Brees	173
3.	Peyton Manning	165
4.	Aaron Rodgers	160
5.	Brett Favre	159
6.	Philip Rivers	142
7.	Dan Marino	127
8.	Ben Roethlisberger	124
9.	Matt Ryan	118
10.	Matthew Stafford	114
11.	Russell Wilson	108

- Wilson tossed three TDs at Cincinnati in Week 13, marking the 48th time in his career that he's thrown at least three TDs in a single game.
- His 48 such games rank tied for fourth since 2012.

MOST REGULAR-SEASON 3+ PASSING TD GAMES – SINCE 2012

RANK	PLAYER	GAMES
1.	Aaron Rodgers	61
2.	Tom Brady	56
3.	Drew Brees	54
4.	Russell Wilson	48
	Matthew Stafford	48

- Wilson has recorded three or more passing TDs in 48 regular season games, which is the 11th-most in NFL history.

MOST 3+ TD PASS GAMES – NFL HISTORY

RANK	PLAYER	GAMES
1.	Tom Brady	104
2.	Drew Brees	97
3.	Peyton Manning	93
4.	Aaron Rodgers	85
5.	Brett Favre	72
6.	Dan Marino	62
7.	Philip Rivers	61
8.	Matthew Stafford	57
9.	Ben Roethlisberger	56
10.	Eli Manning	49
11.	Russell Wilson	48

- Wilson recorded two TD passes with no interceptions vs. Cleveland in Week 14.
- His 73 games with at least two TD passes and no interceptions is tied with Pro Football Hall of Famer Peyton Manning (73) for the fifth-most such games in NFL history.
- Only Tom Brady (122), Aaron Rodgers (109), Drew Brees (88) and Pro Football Hall of Famer Brett Favre (74) have more.

MOST REGULAR-SEASON 2+ PASSING TD, 0 INT GAMES – NFL HISTORY

RANK	PLAYER	GAMES
1.	Tom Brady	122
2.	Aaron Rodgers	109
3.	Drew Brees	88
4.	Brett Favre	74
5.	Russell Wilson	73
	Peyton Manning	73
7.	Ben Roethlisberger	64
	Philip Rivers	64
9.	Matt Ryan	57
10.	Matthew Stafford	56

- Since entering the league in 2012, Wilson has totaled 73 games in which he's passed for two TDs with zero interceptions.
- His 73 games in which he's passed for two TDs with zero interceptions is the second-most since 2012.

MOST REGULAR-SEASON 2+ PASSING TD, 0 INT GAMES – SINCE 2012

RANK	PLAYER	GAMES
1.	Aaron Rodgers	87
2.	Russell Wilson	73
3.	Tom Brady	66
4.	Kirk Cousins	51
5.	Matthew Stafford	49
6.	Drew Brees	47
	David Carr	47
8.	Jared Goff	45
9.	Andy Dalton	43
10.	Matt Ryan	42

- Since entering the league in 2012, Wilson has totaled 31 games in which he's passed for three TDs with zero interceptions.
- Wilson is one of seven signal callers in NFL history to accomplish the feat in at least 30 games.

MOST REGULAR-SEASON 3+ PASSING TD, 0 INT GAMES – NFL HISTORY

RANK	PLAYER	GAMES
1.	Tom Brady	68
2.	Aaron Rodgers	65
3.	Drew Brees	56
4.	Peyton Manning	51
5.	Brett Favre	36
6.	Ben Roethlisberger	35
7.	Russell Wilson	31
8.	Philip Rivers	29
	Kirk Cousins	29
10.	Matt Ryan	27

- Since entering the league in 2012, Wilson has totaled 12 games in which he's passed for four TDs with zero interceptions.

MOST REGULAR-SEASON 4+ PASSING TD, 0 INT GAMES – NFL HISTORY

RANK	PLAYER	GAMES
1.	Tom Brady	28
2.	Aaron Rodgers	27
3.	Drew Brees	26
4.	Peyton Manning	18
5.	Ben Roethlisberger	12
	Russell Wilson	12
	Brett Favre	12
8.	Lamar Jackson	10
	Patrick Mahomes	10
10.	Matt Ryan	9
	Jared Goff	9

STARTED IN STYLE

- QB **Russell Wilson** owns a 121-77-1 (.611) regular-season record as a starting quarterback.
- His 121 regular-season victories as a starting quarterback are the 11th-most in NFL history.
- His .611 regular-season winning percentage as a starting quarterback is the 12th-highest in NFL history (min. 150 games started).

BEST QB STARTING RECORD – NFL HISTORY (MIN. 150 GS)

RANK	PLAYER	W	L	T	PCT.
1.	Tom Brady	251	82	0	.754
2.	Joe Montana	117	47	0	.713
3.	Peyton Manning	186	79	0	.702
4.	Terry Bradshaw	107	51	0	.677
5.	Ben Roethlisberger	165	81	1	.670
6.	John Elway	148	82	1	.643
7.	Aaron Rodgers	153	87	1	.637
8.	Jim Kelly	101	59	0	.631
9.	Brett Favre	186	112	0	.624
10.	Dan Marino	147	93	0	.613
11.	Donovan McNabb	98	62	1	.612
12.	Russell Wilson	121	77	1	.611

- Wilson earned 108 wins in his first 175 regular-season starts, which was the eighth-most by an NFL QB in NFL history through 175 starts (Tom Brady, 136).
- Wilson became the eighth quarterback in NFL history to record 108 wins in their first 175 regular-season starts (Tom Brady, 136; Ben Roethlisberger, 117; Joe Montana, 117; Peyton Manning, 116; Brett Favre, 116; Aaron Rodgers, 114; Dan Marino, 111).
- Wilson earned 100 wins in his first 150 regular-season starts, which was tied for the fourth-most by an NFL QB in NFL history through 150 starts (Tom Brady, 116).
- Wilson became the fifth quarterback in NFL history to record 100 wins in their first 150 regular-season starts (Tom Brady, 116; Joe Montana, 108; Terry Bradshaw, 102; Ben Roethlisberger, 100).

WINNING NO. 115

- QB **Russell Wilson** earned his 115th win as a starting quarterback in his 186th start in Week 10 of 2023 at Buffalo to mark the eighth-fewest starts in NFL history to win 115 games (Tom Brady, 148; Joe Montana, 161; Ben Roethlisberger, 171; Brett Favre, 172; Peyton Manning, 174; Aaron Rodgers, 176; Dan Marino, 182).
- Wilson joined Tom Brady, Peyton Manning, Brett Favre, Drew Brees, Ben Roethlisberger, Aaron Rodgers, John Elway, Dan Marino, Phillip Rivers, Matt Ryan, Eli Manning and Joe Montana as the only quarterbacks in NFL history with at least 115 regular-season wins as a starting quarterback.

MOST REGULAR-SEASON WINS AS STARTING QB – NFL HISTORY

RANK	PLAYER	WINS
1.	Tom Brady	251
2.	Brett Favre	186
	Peyton Manning	186
4.	Drew Brees	172
5.	Ben Roethlisberger	165
6.	Aaron Rodgers	153
7.	John Elway	148
8.	Dan Marino	147
9.	Philip Rivers	134
10.	Matt Ryan	124
11.	Russell Wilson	121

RUSS AMONG THE ALL-TIME BEST

- QB **Russell Wilson** ranks second in League history in pass yards/attempt (7.69) and passer rating (99.8) (min. 150 games started).

HIGHEST PASSING YARDS/ATTEMPT – NFL HISTORY (MIN. 150 GS)

RANK	PLAYER	YDS/ATT.
1.	Philip Rivers	7.80
2.	Russell Wilson	7.69
3.	Dan Fouts	7.68
4.	Peyton Manning	7.67
5.	Aaron Rodgers	7.64

- Wilson has a 99.8 career passer rating. He's one of two passers in NFL history to record a career passer rating of 99.8 or higher, trailing only Aaron Rodgers (102.6).

HIGHEST PASSER RATING – NFL HISTORY (MIN. 150 GS)

RANK	PLAYER	RTG.
1.	Aaron Rodgers	102.6
2.	Russell Wilson	99.8
3.	Drew Brees	98.7
4.	Kirk Cousins	97.4
5.	Tom Brady	97.2

WILSON WILD COMEBACKS

- QB **Russell Wilson** has led his team to an offensive scoring drive in the fourth quarter with the team trailing by one score to either tie or take the lead 32 times in his regular-season career, which is the second-most since he entered the League in 2012 and ninth in NFL history.

MOST REGULAR-SEASON 4TH QUARTER COMEBACKS – NFL HISTORY

RANK	PLAYER	4QC
1.	Tom Brady	46
2.	Peyton Manning	43
3.	Ben Roethlisberger	41
4.	Matt Ryan	38
	Matthew Stafford	38
6.	Drew Brees	36
7.	Johnny Unitas	34
8.	Dan Marino	33
9.	Russell Wilson	32
10.	John Elway	31

MOST REGULAR-SEASON 4TH QUARTER COMEBACKS – SINCE 2012

RANK	PLAYER	4QC
1.	Matthew Stafford	33
2.	Russell Wilson	32
3.	Derek Carr	28
4.	Matt Ryan	27
5.	Ryan Tannehill	26
6.	Tom Brady	25
	Kirk Cousins	25
8.	Ben Roethlisberger	23
9.	Andy Dalton	21
10.	Aaron Rodgers	20

- Wilson has led his team to an offensive scoring drive in the fourth quarter with the team trailing by one score to either tie or take the lead five times since the start of the 2023 season (2024: Week 10 at Washington; 2023: Week 4 at Chicago, Week 7 vs. Green Bay, Week 9 at Buffalo and Week 10 vs. Minnesota), which is tied for the fifth-most in the League.

MOST REGULAR-SEASON 4TH QUARTER COMEBACKS – SINCE 2023

RANK	PLAYER	4QC
1.	Geno Smith	8
2.	Jalen Hurts	6
	Jared Goff	6
	Patrick Mahomes	6
5.	Russell Wilson	5
	Kyler Murray	5

- In Pittsburgh's 28-27 victory at Washington in Week 10, when the Commanders took a 10-point lead (24-14) with 12:55 left in the third quarter, Wilson rallied his team from a tie or deficit in the fourth quarter for the 40th time in his regular-season career, which is the second-most since he entered the League in 2012 and tied for ninth-most in NFL history.

MOST REGULAR-SEASON GAME-WINNING DRIVES – NFL HISTORY

RANK	PLAYER	GWD
1.	Tom Brady	58
2.	Peyton Manning	54
3.	Ben Roethlisberger	53
	Drew Brees	53
5.	Matthew Stafford	49
6.	Dan Marino	47
7.	Matt Ryan	46
8.	Brett Favre	43
9.	Russell Wilson	40
	John Elway	40

MOST REGULAR-SEASON GAME-WINNING DRIVES – SINCE 2012

RANK	PLAYER	GWD
1.	Matthew Stafford	43
2.	Russell Wilson	40
3.	Derek Carr	35
4.	Kirk Cousins	31
5.	Ben Roethlisberger	30
	Matt Ryan	30
	Tom Brady	30
8.	Aaron Rodgers	28
9.	Ryan Tannehill	27
10.	Drew Brees	26

- Wilson rallied his team from a tie or deficit in the fourth quarter for the fifth time since the start of the 2023 season (2024: Week 10 at Washington; 2023: Week 4 at Chicago, Week 7 vs. Green Bay, Week 9 at Buffalo and Week 10 vs. Minnesota), which is tied for the seventh-most in the League.

MOST REGULAR-SEASON GAME-WINNING DRIVES – SINCE 2023

RANK	PLAYER	GWD
1.	Patrick Mahomes	9
	Geno Smith	9
3.	Jalen Hurts	8
4.	Jared Goff	7
	Matthew Stafford	7
6.	Josh Allen	6
	Bryce Young	6
8.	Russell Wilson	5
	Four other players tied with	5

- Wilson picked up his 29th regular-season victory and sixth since the start of the 2023 season (2024: Week 10 at Washington, Week 11 vs. Baltimore; 2023: Week 4 at Chicago, Week 7 vs. Green Bay, Week 10 at Buffalo and Week 11 vs. Minnesota) in games decided by three points or less.
- His six victories in games decided by three points or less are tied for the most in the NFL since the start of the 2023 season.

MOST QB WINS IN GAMES DECIDED BY THREE PTS OR LESS – SINCE 2023

RANK	PLAYER	WINS
1.	Russell Wilson	6
	Jordan Love	6
	Geno Smith	6
	C.J. Stroud	6
	Patrick Mahomes	6
	Jared Goff	6

- Wilson improved to 29-25-1 (.536) in regular-season games decided by three points or less with him under center.
- His 29 regular-season victories in games decided by three points or less with him under center are the most in the NFL since 2012.

MOST QB WINS IN GAMES DECIDED BY THREE PTS OR LESS – SINCE 2012

RANK	PLAYER	WINS
1.	Russell Wilson	29
2.	Matthew Stafford	27
	Derek Carr	27
4.	Ryan Tannehill	24
5.	Matt Ryan	20
	Kirk Cousins	20
	Joe Flacco	20

- His 29 regular-season victories in games decided by three points or less with him under center are tied for the ninth-most in NFL history (min. 50 games started).

MOST QB WINS IN GAMES DECIDED BY THREE PTS OR LESS – NFL HISTORY (MIN. 50)

RANK	PLAYER	WINS
1.	Tom Brady	39
2.	Peyton Manning	37
3.	Drew Brees	34
4.	Ben Roethlisberger	33
	Dan Marino	33
	Brett Favre	33
7.	John Elway	30
	Matthew Stafford	30
9.	Russell Wilson	29
	Matt Ryan	29

- His .536 regular-season win percentage in games decided by three points or less with him under center is the seventh-highest in NFL history (min. 50 games started).

HIGHEST QB WIN PCT. IN GAMES DECIDED BY THREE PTS OR LESS – NFL HISTORY (MIN. 50)

RANK	PLAYER	W	L	T	PCT.
1.	Tom Brady	39	20	0	.661
2.	Peyton Manning	37	21	0	.638
3.	Dan Marino	33	23	0	.589
4.	Ben Roethlisberger	33	23	1	.588
5.	Brett Favre	33	24	0	.579
6.	Matthew Stafford	30	23	1	.565
7.	Russell Wilson	29	25	1	.536
8.	Drew Bledsoe	26	25	0	.510
9.	Matt Ryan	29	28	1	.509
10.	Drew Brees	34	34	0	.500

THROWING TO PAY DIRT

- QB **Russell Wilson** has thrown 20 or more TD passes 11 times over his 13-year career. The 11 20+ TD passing seasons are the 12th-most since the 1970 AFL-NFL merger.

20+ TD PASS SEASONS – SINCE 1970

RANK	PLAYER	SEASONS
1.	Tom Brady	20
2.	Drew Brees	17
3.	Peyton Manning	16
4.	Brett Favre	15
	Philip Rivers	15
6.	Aaron Rodgers	14
7.	Dan Marino	13
	Matt Ryan	13
9.	Ben Roethlisberger	12
	Eli Manning	12
	Matthew Stafford	12
12.	Russell Wilson	11

- Wilson has thrown 25 or more TD passes nine times over his 13-year career. The nine 25+ TD passing seasons are tied for the seventh-most since the 1970 AFL-NFL merger.

25+ TD PASS SEASONS – SINCE 1970

RANK	PLAYER	SEASONS
1.	Tom Brady	17
2.	Peyton Manning	16
3.	Drew Brees	14
	Aaron Rodgers	14
5.	Brett Favre	11
	Philip Rivers	11
7.	Russell Wilson	9
	Ben Roethlisberger	9
	Matt Ryan	9
10.	Kirk Cousins	8

- Wilson has throw 30 or more TD passes five times over his 13-year career. The five 30+ TD passing seasons are the seventh-most since the 1970 AFL-NFL merger.

30+ TD PASS SEASONS – SINCE 1970

RANK	PLAYER	SEASONS
1.	Drew Brees	10
2.	Peyton Manning	9
	Brett Favre	9
	Tom Brady	9
5.	Aaron Rodgers	8
6.	Philip Rivers	6
7.	Russell Wilson	5
8.	Ben Roethlisberger	4
	Patrick Mahomes	4
	Dan Marino	4
	Tony Romo	4

A DUAL-THREAT QB

- QB **Russell Wilson** rushed for 56 yards on six carries (9.3 avg.) in Week 2 of 2023 vs. Washington. He surpassed 5,000 rushing yards for his career.
- Wilson is the first QB in league history to pass for 45,000 yards while rushing for 5,000.
- Wilson recorded a season-high 55 rush yards in Week 17 vs. Kansas City. The 55 rush yards are the most by Wilson since Week 2 of 2023 (had 56 yards rushing vs. Washington).
- He registered a one-yard TD run with 10:28 remaining in the second quarter that cut the Chiefs lead to 13-7 in Week 17. He recorded his second rushing TD of the season and 31st of his career (2012-24).
- For his career, Wilson has tallied 1,024 rushes for 5,462 yards (5.3 avg.) and 31 rushing TDs. His 5,462 yards on the ground are the fourth-most all time among signal callers.

MOST REGULAR-SEASON QB RUSH YARDS – NFL HISTORY

RANK	PLAYER	GP	ATT.	YDS.	AVG.	TDS
1.	Lamar Jackson	103	1,014	6,173	6.1	33
2.	Michael Vick	143	873	6,109	7.0	36
3.	Cam Newton	148	1,118	5,628	5.0	75
4.	Russell Wilson	199	1,024	5,462	5.3	31
5.	Randall Cunningham	162	775	4,928	6.4	35

WILSON’S PASSER RATING CONSISTENTLY OVER 100

- QB **Russell Wilson** has recorded the most regular-season games with a passer rating of 100.0 or higher (101) among all NFL quarterbacks since entering the league in 2012.

MOST 100.0+ PASSER RTG. REGULAR-SEASON GAMES – SINCE 2012

RANK	PLAYER	GAMES
1.	Russell Wilson	101
2.	Aaron Rodgers	87
3.	Tom Brady	81
4.	Drew Brees	77
	Kirk Cousins	77

- His 101 regular-season games with a passer rating of 100.0 or higher is the eighth-most in NFL history.

MOST 100.0+ PASSER RTG. REGULAR-SEASON GAMES – NFL HISTORY

RANK	PLAYER	GAMES
1.	Tom Brady	156
2.	Drew Brees	141
3.	Aaron Rodgers	127
4.	Peyton Manning	112
5.	Philip Rivers	111
6.	Brett Favre	108
7.	Ben Roethlisberger	102
8.	Russell Wilson	101
9.	Matt Ryan	97
10.	Matthew Stafford	84

FIELD(S) OF DREAMS

- QB **Justin Fields** – who missed Week 16 at Baltimore and Week 17 vs. Kansas City due to injury – led the Steelers to a 4-2 record with career season-highs in completion percentage (66.3%) and passer rating (93.9) in 2024.
- Fields only has two giveaways through six starts in 2024 (Fields avg. 1.0 giveaways/game from 2021-23).

JUSTIN FIELDS CAREER STATS COMPARISON

	2021-23	2024
QB W-L	10-28	4-2
Comp. Pct.	60.3	66.3
Passer Rating	82.3	93.9
Sacks Taken/Game	3.4	2.7
Giveaways/Game	1.0	0.3

- Fields went 14-of-24 with 145 pass yards, two rush TDs and a 75.9 passer rating in Week 6 at Las Vegas. He also had 59 yards rushing on 11 carries (5.4 avg.).
- Fields recorded his fourth and fifth TD runs of the season and 18th and 19th of his career (2021-24).
- His 19 rushing TDs are the third-most by a quarterback since he entered the NFL in 2021.

MOST QB RUSH TDs – SINCE 2021

RANK	PLAYER	RUSH TD
1.	Jalen Hurts	52
2.	Josh Allen	40
3.	Justin Fields	19
4.	Kyler Murray	16
5.	Trevor Lawrence	14
	Lamar Jackson	14

- His 2,509 rushing yards are the fourth-most by a quarterback since he entered the NFL in 2021.

MOST QB RUSH YARDS – SINCE 2021

RANK	PLAYER	RUSH YDS.
1.	Lamar Jackson	3,267
2.	Jalen Hurts	2,779
3.	Josh Allen	2,580
4.	Justin Fields	2,509
5.	Kyler Murray	1,657

- Fields has now rushed 418 times for 2,509 yards (6.0 avg.) over his four-year career. His 2,509 yards are the fourth-most over a quarterback’s first four seasons in NFL history.

MOST QB RUSH YARDS IN FIRST FOUR SEASONS – NFL HISTORY

RANK	PLAYER	RUSH YDS.
1.	Lamar Jackson	3,673
2.	Cam Newton	2,571
3.	Justin Fields	2,509
4.	Jalen Hurts	2,503
5.	Russell Wilson	2,430

- Fields went 15-of-27 with 131 pass yards, two pass TDs and a 93.3 passer rating in Week 5 vs. Dallas. He also had 27 yards rushing on six carries (4.5 avg.).
- Prior to Week 6 at Las Vegas, when Fields failed to register a passer rating of 90.0+, Fields had done so in the first five weeks of the season and seven consecutive weeks dating back to the end of 2023 season (was longest active streak in the NFL).

LONGEST STREAK OF 90.0+ PASSER RTG. – SINCE 2021

RANK	PLAYER, YEAR(S)	GAMES
1.	Brock Purdy, 2022-23	10
2.	Dak Prescott, 2023	8
	Jalen Hurts, 2022	8
	Jimmy Garoppolo, 2021	8
5.	Justin Fields, 2023-24	7
	Jimmy Garoppolo, 2022-23	7
	Joe Burrow, 2022	7
	Patrick Mahomes, 2021-22	7
	Aaron Rodgers, 2021-22	7
	Aaron Rodgers, 2021	7
	Kyler Murray, 2021	7

- Fields was the only QB in the League with a 90.0+ passer rating in each of the first five weeks of the season.
- Fields went 22-of-34 with 312 pass yards, one pass TD and a 104.0 passer rating in Week 4 at Indianapolis. He also had 10 carries for 55 yards and two rush TDs.
- Fields is the third QB in franchise history to have 300 or more pass yards and 50 or more rush yards in a single game, joining NFL Hall of Famer Bobby Layne and Kordell Stewart.
- Stewart last accomplished the feat in Week 14 of 2001 at Baltimore.
- Fields is the first QB in franchise history -- ninth QB in NFL history -- to have a game with 300 or more pass yards, one or more pass TDs, 50 or more rush yards and two or more rush TDs (10th occurrence; NFL Hall of Famer Steve Young only player to do it twice).

300+ PASS YDS, 50+ RUSH YDS, 1+ PASS TD, 2+ RUSH TD – NFL HISTORY

PLAYER. OPP.	STATS
Justin Fields, PIT at IND, Week 4, 2024	312 pass, 55 rush, 1 pass TD, 2 rush TD
Josh Allen, BUF at PHI, Week 12, 2023	339 pass, 81 rush, 2 pass TD, 2 rush TD
Jalen Hurts, PHI vs. MIN, Week 2, 2022	333 pass, 57 rush, 1 pass TD, 2 rush TD
Russell Wilson, SEA vs. NO, Week 3, 2019	406 pass, 51 rush, 2 pass TD, 2 rush TD
Cam Newton, CAR at PHI, Week 12, 2012	306 pass, 52 rush, 2 pass TD, 2 rush TD
Michael Vick, PHI at WAS, Week 10, 2010	333 pass, 80 rush, 4 pass TD, 2 rush TD
D. Culpepper, MIN at NO, Week 15, 2002	312 pass, 73 rush, 2 pass TD, 2 rush TD
Steve Young, SF vs. IND, Week 7, 1998	331 pass, 60 rush, 2 pass TD, 2 rush TD
Steve Young, SF vs. ATL, Week 7, 1991	348 pass, 68 rush, 2 pass TD, 2 rush TD

- Fields completed 25-of-32 passes (78.1) for 245 yards, one pass TD, one rush TD, one interception and a 96.0 passer rating in the Week 3 victory over L.A. Chargers.
- His 78.1 completion percentage was his second-highest in a game with 30 or more pass attempts in his career.
- Fields and WR **Calvin Austin III** connected on a 55-yard TD in the fourth quarter in Week 3 that sealed the victory, 20-10.
- The TD pass was Fields' second-longest of his career -- topped only by his 56-yard TD pass in Week 5 of 2023.
- Fields completed 14-of-17 passes (82.4 percent) for 106 yards and a 92.6 rating in the opening half in Week 3. He registered a five-yard TD run with 10:17 remaining in the second quarter that tied the game, 7-7.
- Fields completed his first 11 passes of the game before a second quarter dropped pass in Week 3.
- His interception in Week 3 was his first in 115 pass attempts and 80 completions, which ranked eighth and tied for sixth, respectively, among active QBs.
- Fields opened a season 3-0 as a starting quarterback for the first time in his career and registered his first career winning streak of three consecutive starts (previous high was two -- Weeks 4-5, 2021; Weeks 12-14 and 16-17, 2023).
- Fields made his debut with the Steelers franchise in Week 1 at Atlanta. He completed 17-of-23 passes for 153 yards. Fields also added 57 yards rushing. He was the second signal caller in NFL history and first since Cam Newton in 2020 to complete at least 70.0% of his passes and rush for 50+ yards.

QB WITH 70.0%+ COMPLETION PCT., 50+ RUSH YARDS – SINCE 1970

PLAYER. OPP.	COMP. PCT.	RUSH YDS.
Justin Fields, PIT at ATL, Week 1 of 2024	17-23 (73.9)	57
Cam Newton, NE vs. MIA, Week 1 of 2020	15-19 (78.9)	75

- Fields completed 13-of-20 passes (65.0 percent) for 117 yards, one TD, zero interceptions and a 97.3 rating in Week 2 at Denver. He threw a five-yard TD pass to TE **Darnell Washington** to give Pittsburgh a 7-0 lead with 1:56 left in the first quarter.

NAJEE HARRIS(ING) OPPOSING DEFENSES

- RB **Najee Harris** led the team with 13 carries for 74 yards (5.7 avg.) in the Week 17 loss vs. Kansas City.
- Harris is the only player in the NFL to register 1,000 yards rushing in each of the last four seasons (Derrick Henry and Tony Pollard have now accomplished the feat in three straight seasons).

NFL CONSECUTIVE 1,000-YARD RUSHING SEASONS – ACTIVE

RANK	PLAYER	SEASONS
1.	Najee Harris	4 (2021-24)
2.	Derrick Henry	3 (2022-24)
	Tony Pollard	2 (2022-24)
4.	James Conner	2 (2023-24)
	Kyren Williams	2 (2023-24)

- His streak of four consecutive 1,000-yard rushing seasons is the longest streak in the NFL since Chris Johnson had a six-year streak (2008-13).

- His streak of four consecutive 1,000-yard rushing seasons is the third-longest streak in franchise history.

MOST CONSECUTIVE 1,000-YARD RUSHING SEASONS – FRANCHISE HISTORY

RANK	PLAYER	SEASONS
1.	Jerome Bettis	6 (1996-2001)
	Franco Harris	6 (1974-79)
3.	Najee Harris	4 (2021-24)
4.	Willie Parker	3 (2005-07)
5.	Le'Veon Bell	2 (2016-17)
	Rashard Mendenhall	2 (2009-10)

- Harris is the first player in franchise history to record 1,000 yards rushing in each of his first four seasons in the NFL.
- His four 1,000-yard rushing seasons are the third-most in franchise history.

MOST 1,000-YARD RUSHING SEASONS – FRANCHISE HISTORY

RANK	PLAYER	SEASONS
1.	Franco Harris	8
2.	Jerome Bettis	6
3.	Najee Harris	4
4.	Le'Veon Bell	3
	Willie Parker	3

- Harris is the 13th player in NFL history to record 1,000 yards rushing in each of his first four seasons in the NFL.
- He is the first player in the League to record 1,000 yards rushing in each of his first four seasons in the NFL since Chris Johnson (Tennessee, 2008-11).

FOUR 1,000-YARD RUSHING SEASONS IN FIRST FOUR YEARS

PLAYER	SEASONS
Najee Harris	4 (2021-24)
Chris Johnson	4 (2008-11)
Adrian Peterson	4 (2007-10)
Clinton Portis	4 (2002-05)
LaDainian Tomlinson	4 (2001-04)
Corey Dillon	4 (1997-2000)
Eddie George	4 (1996-99)
Curtis Martin	4 (1995-98)
Terrell Davis	4 (1995-98)
Barry Sanders	4 (1989-92)
Eric Dickerson	4 (1983-86)
Earl Campbell	4 (1978-81)
Tony Dorsett	4 (1977-80)

- He registered his sixth rushing TD of the season and 28th of his career and sixth scrimmage TD of the season and 34th of his career in Week 18 vs. Cincinnati.
- Harris led the team with 16 carries for 75 yards (4.7 avg.) while adding 54 receiving yards on six receptions (9.0 avg.) in the Week 13 victory at Cincinnati.
- He registered the first game of his career with at least 75 yards rushing and 50 yards receiving (2021-24).
- Harris registered 125 or more scrimmage yards for the second time this season and eighth time of his career.
- Harris recorded his third 100-yard rushing game of the season and ninth of his career in Week 8 vs. N.Y. Giants.
- He registered 100-yards rushing in three consecutive games (Week 6 at Las Vegas, Week 7 vs. N.Y. Jets and Week 8 vs. N.Y. Giants) for the first time in his career.
- Harris was the first Steelers running back with three straight 100-yard rushing games since James Conner rushed for 100 or more yards in four straight games in 2018 (Week 5 vs. Atlanta, Week 6 at Cincinnati, Week 8 vs. Cleveland and Week 9 at Baltimore).

- His three straight 100-yard rushing games was tied for the eighth-longest streak in single-season franchise history.

LONGEST SINGLE-SEASON STREAK OF 100+ YARD RUSHING GAMES – FRANCHISE HISTORY

RANK	PLAYER, YEAR(S)	GAMES
1.	Franco Harris, 1972	6
2.	Jerome Bettis, 1996	5
3.	James Conner, 2018	4
	Le'Veon Bell, 2016	4
	Jerome Bettis, 2004	4
	Jerome Bettis, 2001	4
	Barry Foster, 1992	4
8.	Najee Harris, 2024	3
	Nine other players tied with	3

- His 30 rushes for at least 10 yards in 2024 was tied for the eighth-most in the NFL.

MOST 10+ YARD RUNS – 2024

RANK	PLAYER	10+ RUNS
1.	Saquon Barkley	46
2.	Derrick Henry	45
3.	Jahmyr Gibbs	41
4.	Lamar Jackson	37
5.	James Conner	34
	Bijan Robinson	34
7.	Josh Jacobs	33
8.	Jonathan Taylor	31
9.	Najee Harris	30
	Tony Pollard	30

- His 54 rushes for at least 10 yards are tied for the eighth-most in the NFL since the start of the 2023 season.

MOST 10+ YARD RUNS – SINCE 2023

RANK	PLAYER	10+ RUNS
1.	Saquon Barkley	72
2.	Derrick Henry	68
	Jahmyr Gibbs	68
4.	Lamar Jackson	66
5.	James Conner	65
6.	Bijan Robinson	64
7.	Joe Mixon	55
8.	Najee Harris	54
	James Cook	54
	Jonathan Taylor	54

- His nine rushes for at least 20 yards in 2024 are tied for the fifth-most in the NFL.

MOST 20+ YARD RUNS – 2024

RANK	PLAYER	20+ RUNS
1.	Derrick Henry	19
2.	Saquon Barkley	17
3.	Jahmyr Gibbs	13
4.	Jonathan Taylor	11
5.	Najee Harris	9
	Jordan Mason	9

- His 17 rushes for at least 20 yards are tied for the fourth-most in the NFL since the start of the 2023 season.

MOST 20+ YARD RUNS – SINCE 2023

RANK	PLAYER	20+ RUNS
1.	Saquon Barkley	24
2.	Derrick Henry	21
	Jahmyr Gibbs	21
4.	Najee Harris	17
	James Conner	17

- Harris led the team with 19 carries for 114 yards (6.0 avg.) while adding 17 receiving yards on three receptions (5.7 avg.) in Week 8 vs. N.Y. Giants.
- Harris led the team with 18 carries for 70 yards (3.9 avg.) while adding 16 receiving yards on five receptions (3.2 avg.) in the Week 3 win vs. L.A. Chargers.
- He led the Steelers with 21 carries for 102 yards (4.9 avg.) and a 10-yard TD run with 0:26 remaining in the fourth quarter that gave the Steelers a 37-15 lead in Week 7 vs. N.Y. Jets.
- Harris led the team with 14 carries for 106 yards (7.6 avg.) while adding 16 receiving yards on two receptions (8.0 avg.) in the Week 6 victory at Las Vegas.
- He registered a 36-yard TD run with 4:21 remaining in the third quarter that gave the Steelers a 22-7 lead.
- The 36-yard TD run was the second-longest run and second-longest TD run of his career (only bested by the 37-yard TD vs. Cleveland in Week 17 of 2022).
- Harris is the fifth player to rush for at least 4,000 career yards in franchise history.

MOST RUSH YARDS – FRANCHISE HISTORY

RANK	PLAYER	YDS
1.	Franco Harris	11,950
2.	Jerome Bettis	10,560
3.	Willie Parker	5,378
4.	Le'Veon Bell	5,336
5.	Najee Harris	4,312

- Harris eclipsed 4,000 rush yards in his 62nd career game with the Steelers, which is the fifth-fastest in franchise history.

FEWEST GAMES PLAYED TO 4,000 RUSH YARDS – FRANCHISE HISTORY

RANK	PLAYER	GAMES
1.	Jerome Bettis	45
2.	Le'Veon Bell	47
3.	Franco Harris	52
	Willie Parker	52
5.	Najee Harris	62

- Harris is one of three players in the NFL with 4,300 or more rushing yards and 1,100 or more receiving yards since the start of the 2021 season.

PLAYERS WITH 4,300+ RUSH YARDS, 1,100+ REC. YARDS – SINCE 2021

PLAYER	RUSH YDS	REC YDS
Najee Harris	4,312	1,149
Josh Jacobs	4,659	1,386
Saquon Barkley	4,872	1,159

- His 4,312 rush yards are the fifth-most in the NFL since the start of the 2021 season.

MOST RUSH YARDS – SINCE 2021

RANK	PLAYER	YDS
1.	Derek Henry	5,563
2.	Saquon Barkley	4,872
3.	Jonathan Taylor	4,844
4.	Josh Jacobs	4,659
5.	Najee Harris	4,312

- His 5,461 scrimmage yards are the sixth-most by a running back in the NFL since the start of the 2021 season.

MOST SCRIMMAGE YARDS BY RUNNING BACK – SINCE 2021

RANK	PLAYER	YDS
1.	Derrick Henry	6,522
2.	Josh Jacobs	6,045
3.	Saquon Barkley	6,031
4.	Jonathan Taylor	5,636
5.	Joe Mixon	5,509
6.	Najee Harris	5,461

- His 5,461 scrimmage yards are the fifth-most by a running back in franchise history.

MOST SCRIMMAGE YARDS BY RUNNING BACK – FRANCHISE HISTORY

RANK	PLAYER	YDS
1.	Franco Harris	14,234
2.	Jerome Bettis	11,377
3.	Le'Veon Bell	7,996
4.	Willie Parker	6,075
5.	Najee Harris	5,461

FEIERMUTH, FLYING HIGH

- TE **Pat Freiermuth** caught 65 passes for 653 yards (10.0 avg.) and seven TDs in 2024.
- His 65 receptions were tied for the eighth-most by a tight end in 2024.

MOST NFL RECEPTIONS BY TE – 2024

RANK	PLAYER	REC.
1.	Brock Bowers	112
2.	Trey McBride	111
3.	Travis Kelce	97
4.	Jonnu Smith	88
5.	George Kittle	78
6.	Zach Ertz	66
	Hunter Henry	66
8.	Pat Freiermuth	65
	Mike Gesicki	65
10.	David Njoku	64

- His 65 receptions in 2024 are the fourth-most in a season by a tight end in franchise history. His 63 receptions in 2022 are tied for the fifth-most and his 60 receptions in 2021 are tied for the seventh-most.

MOST RECEPTIONS BY TE – SEASON – FRANCHISE HISTORY

RANK	PLAYER, YEAR	REC.
1.	Heath Miller, 2009	76
2.	Heath Miller, 2012	71
3.	Heath Miller, 2014	66
4.	Pat Freiermuth, 2024	65
5.	Pat Freiermuth, 2022	63
	Eric Green, 1993	63
7.	Pat Freiermuth, 2021	60
	Heath Miller, 2015	60
9.	Heath Miller, 2013	58
10.	Eric Ebron, 2020	56

- His 653 receiving yards in 2024 are the sixth-most in a season by a tight end in franchise history. His 732 receiving yards in 2022 were the fifth-most in a season by a tight end in franchise history.

MOST RECEIVING YARDS BY TE – SEASON – FRANCHISE HISTORY

RANK	PLAYER, YEAR	YDS
1.	Eric Green, 1993	942
2.	Heath Miller, 2012	816
3.	Heath Miller, 2009	789
4.	Heath Miller, 2014	761
5.	Pat Freiermuth, 2022	732
6.	Pat Freiermuth, 2024	653
7.	Heath Miller, 2011	631
8.	Eric Green, 1994	618
9.	Vance McDonald, 2018	610
10.	Heath Miller, 2013	593

- Freiermuth caught eight passes for 85 yards (10.6 avg.), including a 19-yard TD reception. He connected with QB **Russell Wilson** for a 19-yard TD pass that cut the Steelers deficit to 19-14 with 8:07 left in the fourth quarter.
- He registered his seventh TD catch of the season and 18th of his career (2021-24).
- His seven TD receptions are tied for the fourth-most among tight ends in 2024.

MOST TD RECEPTIONS BY TE – 2024

RANK	PLAYER	TDS
1.	Mark Andrews	11
2.	George Kittle	8
	Jonnu Smith	8
4.	Pat Freiermuth	7
	Zach Ertz	7
	Tucker Kraft	7
	Sam LaPorta	7
8.	Isaiah Likely	6
9.	David Njoku	5
	Foster Moreau	5
	Noah Gray	5
	Brock Bowers	5

- His seven TD receptions are tied for the second-most by a Steelers tight end in single-season franchise history.

MOST TD RECEPTIONS BY TE – SEASON – FRANCHISE HISTORY

RANK	PLAYER, YEAR	TDS
1.	Heath Miller, 2012	8
2.	Pat Freiermuth, 2024	7
	Pat Freiermuth, 2021	7
	Eric Green, 1990	7
	Heath Miller, 2007	7

- Freiermuth caught a team-best seven passes for 60 yards (8.6 avg.) in Week 17 vs. Kansas City.
- He caught three passes for 22 yards (7.3 avg.) and connected with QB **Russell Wilson** for a nine-yard TD pass that cut the Eagles' lead to 17-10 with 2:34 left in the second quarter in Week 15.
- His 18 TD receptions are tied for the seventh-most among tight ends since the start of the 2021 season.

MOST TD RECEPTIONS BY TE – NFL – SINCE 2021

RANK	PLAYER	TDS
1.	George Kittle	31
	Mark Andrews	31
3.	Travis Kelce	29
4.	Dalton Schultz	20
5.	David Njoku	19
	Hunter Henry	19
7.	Pat Freiermuth	18
	Dawson Knox	18
	Juwan Johnson	18
10.	Cole Kmet	17
	Sam LaPorta	17
	Zach Ertz	17

- His 18 TD catches are the third-most by a tight end in franchise history over their first four years in the NFL.

MOST TD RECEPTIONS BY TE IN FIRST FOUR YEARS – FRANCHISE HISTORY

RANK	PLAYER	TDS
1.	Heath Miller	21
2.	Eric Green	20
3.	Pat Freiermuth	18
4.	Mark Bruener	11
5.	Jesse James	9
	Bennie Cunningham	9

- His 220 receptions are the most by a tight end in franchise history over their first four years in the NFL.

MOST RECEPTIONS BY TE IN FIRST FOUR YEARS – FRANCHISE HISTORY

RANK	PLAYER	REC.
1.	Pat Freiermuth	220
2.	Heath Miller	168
3.	Eric Green	152
4.	Jesse James	120
5.	Bennie Cunningham	77

- His 2,190 receiving yards are the most by a tight end in franchise history over their first four years in the NFL.

MOST YARDS BY TE IN FIRST FOUR YEARS – FRANCHISE HISTORY

RANK	PLAYER	YDS
1.	Pat Freiermuth	2,190
2.	Eric Green	2,063
3.	Heath Miller	1,932
4.	Bennie Cunningham	1,229
5.	Jesse James	1,189

- Freiermuth caught a TD pass in three consecutive games (ended Week 16 at Baltimore), which was tied with Mark Andrews for the longest active streak by a tight end in the NFL.
- His three-game streak with a TD reception was tied for the third-longest by a Steelers' tight end in franchise history.
- His three-game streak with a TD reception was the longest by a Steelers' tight end since Heath Miller set the franchise record with a four-game streak in 2005 (Weeks 5-8).

MOST CONSECUTIVE GAMES WITH REC. TD BY TE – FRANCHISE HISTORY

RANK	PLAYER	START	END	STREAK
1.	Heath Miller	W5, 2005	W8, 2005	4
	Eric Green	W3, 1991	W7, 1991	4
3.	Pat Freiermuth	W13, 2024	W16, 2024	3
	Heath Miller	W1, 2005	W11, 2009	3
	Heath Miller	W4, 2009	W6, 2009	3
	Mark Bruener	W4, 1997	W6, 1997	3

- He caught three passes for 48 yards (16.0 avg.), including a pair of 20+ yard receptions, in Week 14 vs. Cleveland. He connected with QB **Russell Wilson** for a 20-yard TD pass that gave the Steelers a 27-7 lead with 3:51 left in the third quarter.
- He caught six passes for 68 yards (11.3 avg.), including a 25-yard TD pass that gave the Steelers a 34-24 lead with 0:22 left in the third quarter in Week 13 at Cincinnati.
- Freiermuth connected with QB **Russell Wilson** for a three-yard TD pass that gave the Steelers a 14-7 lead with 10:28 left in the second quarter in Week 10 at Washington.
- He finished with two catches for 51 yards (25.5 avg.) in Week 7 vs. N.Y. Jets. He hauled in a 30-yard reception from QB **Russell Wilson** on 1st and 10 from the Steelers 30-yard line, and then added a 21-yard reception on third down in the third quarter to pick up a critical first down.
- Freiermuth connected with QB **Justin Fields** for a six-yard TD pass that gave the Steelers a 17-13 lead with 4:56 left in the fourth quarter in Week 5 vs. Dallas.
- He connected with QB **Justin Fields** for an eight-yard TD pass that narrowed the Steelers' deficit to three, 27-24, with 3:20 left in the fourth quarter in Week 4 at Indianapolis.
- Freiermuth was the only tight end in the League with four or more receptions in each of the first four weeks of the season.
- Freiermuth was the 10th tight end in NFL history to reach 100 career receptions in 25 games or less.
- Freiermuth reached 100 career receptions in his 25th game in the NFL, which is the 10th-fewest games needed to reach 100 receptions in NFL history.
- Freiermuth reached 1,000 receiving yards in his 26th career games, which is tied for the fastest by a tight end in franchise history (Eric Green).

PICK(ENS) OF THE LITTER

- WR **George Pickens** caught 59 passes for 900 yards (15.3 avg.) and three TDs in 2024, but missed Week 14 vs. Cleveland, Week 15 at Philadelphia and Week 16 at Baltimore.
- His 15.3 yards/reception is the sixth-highest in the NFL (min. 50 receptions).

HIGHEST YARDS/REC. – 2024 (MIN. 50 REC.)

RANK	PLAYER	AVG.
1.	Jameson Williams	17.3
2.	A.J. Brown	16.1
3.	Calvin Ridley	15.9
4.	Jayden Reed	15.6
5.	Darnell Mooney	15.5
6.	George Pickens	15.3

- His 17 receptions of at least 20 yards in 2024 were tied for the ninth-most in the NFL.

MOST 20+ YARD RECEPTIONS – 2024

RANK	PLAYER	20+ REC.
1.	Justin Jefferson	28
2.	Darnell Mooney	21
	George Kittle	21
4.	DK Metcalf	20
5.	Zay Flowers	19
	Ja'Marr Chase	19
	Calvin Ridley	19
8.	Brian Thomas Jr.	18
9.	George Pickens	17
	A.J. Brown	17
	Courtland Sutton	17
	Amon-Ra St. Brown	17

- His 14 receptions of at least 25 yards in 2024 were tied for the third-most in the NFL.

MOST 25+ YARD RECEPTIONS – 2024

RANK	PLAYER	25+ REC.
1.	Justin Jefferson	18
2.	Ja'Marr Chase	16
3.	George Pickens	14
	George Kittle	14
5.	Jayden Reed	13

- He caught three passes for 74 yards (24.7 avg.), including a 36-yard reception and a 17-yard TD pass that tied the game, 7-7, with 7:41 left in the first quarter in Week 13 at Cincinnati.
- Pickens registered his third TD catch of the season and 12th of his career (2022-24).
- He caught eight passes for 89 yards (11.1 avg.), including a 37-yard reception, in Week 11 vs. Baltimore.
- Pickens caught five passes for 91 yards (18.2 avg.), including a 34-yard reception, in Week 10 at Washington.
- He connected with QB **Russell Wilson** for a 16-yard TD pass that gave the Steelers a 7-0 lead with 8:33 left in the first quarter.
- He connected with QB **Russell Wilson** for an 11-yard TD pass with 0:27 left in the second quarter that cut the Jets lead to 15-13 in Week 7.
- Pickens hauled in a 44-yard reception from QB **Russell Wilson** on 2nd and 17 from the Steelers 24-yard line (his ninth career catch of 40 or more yards).
- He recorded a team-high 111 receiving yards and one TD on five receptions (22.2 avg.) in Week 7 vs. N.Y. Jets.
- Pickens registered his second 100-yard receiving game of the season and eighth of his career (2022-24).
- He has recorded 56 catches of 20 or more yards since entering the League in 2022.
- Pickens' 56 receptions of at least 20 yards are the fifth-most in the NFL over the span.

MOST 20+ YARD RECEPTIONS – SINCE 2022

RANK	PLAYER	20+ REC.
1.	Justin Jefferson	82
2.	CeeDee Lamb	69
3.	Tyreek Hill	67
4.	A.J. Brown	61
5.	George Pickens	56

- He has recorded 41 catches of 25 or more yards since entering the League in 2022.
- Pickens' 41 receptions of at least 25 yards are tied for the third-most in the NFL over the span.

MOST 25+ YARD RECEPTIONS – SINCE 2022

RANK	PLAYER	25+ REC.
1.	Justin Jefferson	50
2.	A.J. Brown	43
3.	George Pickens	41
	Tyreek Hill	41
5.	CeeDee Lamb	37
	DJ Moore	37

- His 16.3 yards/reception is the highest in the NFL since he entered the NFL in 2022 (min. 150 receptions).

HIGHEST YARDS/REC. – SINCE 2022 (MIN. 150 REC.)

RANK	PLAYER	AVG.
1.	George Pickens	16.3
2.	A.J. Brown	15.4
3.	Brandon Aiyuk	15.3
4.	Amari Cooper	15.2
	Jaylen Waddle	15.2

- Pickens recorded a team-high 113 receiving yards on seven receptions (16.1 avg.) in Week 5 at Indianapolis.
- He caught 63 passes for 1,140 yards (18.1 avg.) and five TDs in 2023.

CALVIN AND PUNT-RETURN TDS

- WR **Calvin Austin III** was named AFC Special Teams Player of the Week for his performance in Week 8 vs. N.Y. Giants.
- He not only registered a 73-yard punt return for TD, but he added three catches for 54 yards (18.0 avg.) and a 29-yard TD grab.
- His punt return for TD was the Steelers first since Diontae Johnson (85 yards) vs. Arizona on Dec. 8, 2019. It also was the first punt return for TD by Pittsburgh at home since Antonio Brown (71 yards) vs. Indianapolis on Dec. 6, 2015.
- Austin III was the third player to register a TD catch and punt return TD on Monday Night Football in the last 20 years (Dez Bryant, Dallas; Devin Hester, Chicago).

BOZ IN THE PLAYOFFS

- K **Chris Boswell** has connected on 17-of-17 field goal attempts (100.0%) in his postseason career.
- He is seven-of-seven (100.0%) on attempts of 40 yards or longer.

BOSWELL IN THE NFL POSTSEASON RECORD BOOK

CATEGORY	STAT	NOTE
Most FGA/Game	6	vs. Kansas City, 2016 (Divisional Round)
Most FGM/Game	6	vs. Kansas City, 2016 (Divisional Round)
Highest Career FG%	100.0 (17-17)	--

- His 17 postseason field goals made are the most in franchise history.
- His 17 postseason field goals attempted are the fourth-most in franchise history.
- Boswell's 67 career postseason points are the sixth-most in franchise history.

WIZARD OF BOZ

- K **Chris Boswell** led the NFL in field goals made (41), points by a kicker (158) and field goal percentage (93.2, min. 35 FGA), and also ranked second in field goal attempted (44).
- His 158 points are tied for the fifth-most by any kicker since the 1970 AFL-NFL merger.

MOST POINTS BY A KICKER – SEASON – NFL HISTORY

RANK	KICKER. YEAR	PTS
1.	David Akers, 2011	166
2.	Gary Anderson, 1998	164
3.	Jeff Wilkins, 2003	163
4.	Mark Moseley, 1983	161
5.	Chris Boswell, 2024	158
	Stephen Gostkowski, 2013	158
	Greg Zeurlein, 2017	158
	Matt Bryant, 2016	158
9.	Mike Vanderjagt, 2003	157
	Brandon Aubrey, 2023	157

- In 2024, Boswell is 41-of-44 on field goal attempts (93.2%), including 20-of-23 (87.0%) on attempts of 40 yards or longer.
- His only misses of 2024 were a 62-yard field goal attempt at the end of the first half in Week 3 vs. L.A. Chargers, a 58-yard field goal on Pittsburgh's opening drive of the game in Week 12 at Cleveland and a blocked 42-yard field goal attempt in Week 13 at Cincinnati.
- Boswell ranked first in field goal percentage (93.2%) among all NFL kickers with at least 35 field goal attempts in 2024.

BEST NFL FG PCT. – 2024 (MIN. 35 ATT.)

RANK	KICKER	M-A	FG%
1.	Chris Boswell	41-44	93.2
2.	Cameron Dicker	39-42	92.9
3.	Jason Sanders	37-41	90.2
4.	Ka'imi Fairbairn	36-42	85.7
5.	Brandon Aubrey	40-47	85.1

- His 41 field goals made in 2024 are the most by any kicker since David Akers had 44 in 2011.
- His 41 field goals made in 2024 are the second-most by any kicker since the 1970 AFL-NFL merger.

MOST FG MADE – SEASON – NFL HISTORY

RANK	KICKER. YEAR	FGM
1.	David Akers, 2011	44
2.	Chris Boswell, 2024	41
3.	Neil Rackers, 2005	40
	Daniel Carlson, 2021	40
	Brandon Aubrey, 2024	40

- His 41 field goals made in 2024 are the most in single-season franchise history.

MOST SINGLE-SEASON FG MADE – FRANCHISE HISTORY

RANK	KICKER. YEAR	FGM
1.	Chris Boswell, 2024	41
2.	Chris Boswell, 2021	36
3.	Chris Boswell, 2017	35
4.	Norm Johnson, 1995	34
5.	Gary Anderson, 1985	33
6.	Shaun Suisham, 2013	30
	Kris Brown, 2001	30
8.	Chris Boswell, 2023	29
	Chris Boswell, 2017	29
	Chris Boswell, 2015	29
	Shaun Suisham, 2014	29
	Roy Gerala, 1973	29

- Boswell was named AFC Special Teams Player of the Month for his performance in the month of October.
- He has captured the award in each of the first two months of the 2024 season.
- Boswell also was named AFC Special Teams Player of the Week in Week 1.
- He connected on all 12 field-goal attempts (100.0) in the second month of the season, including four-of-four on field goals of 40+ yards (100.0).
- His 100.0% field goal percentage and 12 field goals made each led the AFC in October, respectively.
- Boswell's 46 points scored in the month led the Conference.
- Pittsburgh defeated Baltimore, 18-16, in Week 11 as Boswell converted all six of his field goal attempts. He also made six field goals in the Steelers' 18-10 win over Atlanta in Week 1.
- He is the first player in NFL history with six made field goals in three career games and joined John Carney (1993) as the only kickers with multiple such games.
- Boswell made a franchise record 25 consecutive field goals, which was the longest active streak in the NFL when it ended in Week 11 of 2020 at Jacksonville.
- He missed a 58-yard field goal on Pittsburgh's opening drive of the game in Week 12 at Cleveland, which snapped a streak of 21 consecutive field goals that was the fourth-longest in franchise history.

MOST CONSECUTIVE FG – FRANCHISE HISTORY

RANK	KICKER. YEARS	CONSECUTIVE FG
1.	Chris Boswell, 2019-20	25
2.	Shaun Suisham, 2013-14	24
3.	Jeff Reed, 2004-05	22
4.	Chris Boswell, 2024	21
5.	Chris Boswell, 2021	20
6.	Gary Anderson, 1994	19
	Jeff Reed, 2007-08	19
8.	Gary Anderson, 1985	18
9.	Chris Boswell, 2016-17	17
	Norm Johnson, 1997	17

- Boswell equaled a franchise record with six made field goals in both Week 1 at Atlanta and Week 11 vs. Baltimore. He already shared the franchise record of six (vs. Cincinnati, Dec. 18, 2016) with Jeff Reed (at Jacksonville, Dec. 1, 2002) and Gary Anderson (vs. Denver, Oct. 23, 1988).

MOST FG MADE – SINGLE-GAME – FRANCHISE HISTORY

RANK	KICKER. OPP.	FGM
1.	Chris Boswell vs. Baltimore, Week 11 of 2024	6
	Chris Boswell at Atlanta, Week 1 of 2024	6
	Chris Boswell at Cincinnati, Week 15 of 2016	6
	Jeff Reed at Jacksonville, Week 13 of 2002	6
	Gary Anderson vs. Denver, Week 8 of 1988	6

- Boswell registered three or more field goals of 50+ yards in a game for the second time in his career in Week 11 vs. Baltimore (also did Week 1 at Atlanta). He is the first kicker in franchise history to register three or more field goals of 50+ yards in a game.

MOST 50+ YARD FG MADE – SINGLE-GAME – FRANCHISE HISTORY

RANK	KICKER. OPP.	FGM
1.	Chris Boswell at Atlanta, Week 1 of 2024	3
	Chris Boswell vs. Baltimore, Week 11 of 2024	3
3.	Chris Boswell vs. Cleveland, Week 2 of 2023	2
	Chris Boswell vs. N.Y. Jets, Week 4 of 2022	2
	Chris Boswell vs. Chicago, Week 9 of 2021	2

- Five of Boswell's six made field goals came from 40+ yards in Week 1 at Atlanta. An NFL kicker has made at least five FGs from 40+ yards in the same game on three occasions in League history, and Boswell is now the first to do it twice.

MOST 40+ YARD FG MADE – SINGLE GAME – NFL HISTORY

RANK	KICKER. OPP.	FGM
1.	Chris Boswell at Atlanta, Week 1 of 2024	5
	Chris Boswell at Cincinnati, Week 15 of 2016	5
	Mason Crosby vs. Minnesota, Week 11 of 2015	5

- Boswell added three touchbacks on kickoffs and even registered a 43-yard punt in an emergency situation late in the fourth quarter following an injury to Steelers punter **Cameron Johnston** in Week 1 at Atlanta.
- Since joining the Steelers in 2015, Boswell is 272-of-309 on field goal attempts (88.0%), including 123-of-153 (80.4%) on attempts of 40 yards or longer.
- Boswell ranks second in field goal percentage (88.0%) among all NFL kickers with at least 300 field goal attempts since the 1970 AFL-NFL merger.

BEST NFL FG PCT. – SINCE 1970 (MIN. 300 ATT.)

RANK	KICKER	M-A	FG%
1.	Justin Tucker	417-468	89.1
2.	Chris Boswell	272-309	88.0
3.	Robbie Gould	447-517	86.5
4.	Stephen Gostkowski	392-454	86.3
5.	Matt Bryant	397-464	85.6

- His 88.0 field goal percentage is the best in Steelers history among kickers with at least 200 field goal attempts.

BEST FG PCT. – FRANCHISE HISTORY (MIN. 200 ATT.)

RANK	KICKER. YEARS	M-A	FG%
1.	Chris Boswell, 2015-2024	272-309	88.0
2.	Jeff Reed, 2002-10	204-249	81.9
3.	Gary Anderson, 1982-94	309-395	78.2
4.	Roy Gerela, 1971-78	146-227	64.3

- Boswell is one of three players in team history with at least 200 career field goals.

MOST FG MADE – FRANCHISE HISTORY

RANK	KICKER. YEARS	FGM
1.	Gary Anderson, 1982-94	309
2.	Chris Boswell, 2015-2024	272
3.	Jeff Reed, 2002-10	204
4.	Roy Gerela, 1971-78	146
5.	Shaun Suisham, 2010-14	124

- In Week 17 of 2022 against Baltimore, Boswell went 3-of-4 and eclipsed 200 career field goals made in just his 115th game. He tied Dan Carpenter, Graham Gano and Mike Vanderjagt as the fourth-fastest kicker in NFL history to reach that mark.

FASTEST PLAYERS TO REACH 200 FIELD GOALS MADE – NFL HISTORY

RANK	PLAYER	GP	FGM	FGA	PCT.
1.	Justin Tucker	95	200	222	90.1
2.	Harrison Butker	109	201	225	89.3
3.	Dustin Hopkins	114	202	238	84.9
4.	Chris Boswell	115	200	232	86.2
	Dan Carpenter	115	202	239	84.5
	Graham Gano	115	200	247	81.0
	Mike Vanderjagt	115	200	230	87.0

- He has registered 44 career games with three or more field goals made.
- Boswell has connected on four or more field goals in a single game 16 times in his career.
- Has connected on five or more field goals in a regular-season game four times in his career.
- Boswell connected on six or more field goals in a regular-season game three times in his career.

BOZ IN THE CLUTCH

- K **Chris Boswell** has made 81-of-87 field goal attempts in his NFL career in the fourth quarter and overtime.
- Boswell ranks second in field goal percentage (93.1%) in the fourth quarter and overtime among all NFL kickers with at least 75 such field goal attempts since 2000.

4TH QUARTER/OT FG PCT. – NFL – SINCE 2000 (MIN. 75)

RANK	KICKER	M-A	FG%
1.	Stephen Gostkowski	115-123	93.5
2.	Chris Boswell	81-87	93.1
3.	Justin Tucker	134-146	91.8
4.	Josh Brown	92-102	90.2
5.	Ryan Longwell	79-88	89.8

- Boswell has made 37 of 40 career field goals (92.5%) in the final five minutes of regulation and overtime.
- Boswell ranks third in field goal percentage (92.5%) in the final five minutes of regulation and overtime among all NFL kickers with at least 35 such field goal attempts since 2000.

BEST FG PCT. IN FINAL FIVE MINUTES OF 4TH QUARTER/OT – NFL – SINCE 2000 (MIN. 35)

RANK	KICKER	M-A	FG%
1.	Ryan Longwell	39-42	92.9
2.	Justin Tucker	63-68	92.6
3.	Chris Boswell	37-40	92.5
4.	Dustin Hopkins	34-38	89.5
5.	Stephen Gostkowski	41-46	89.1

- Boswell has registered a franchise-record 10 career game-winning field goals (last five min. of the fourth quarter or overtime).

MOST GAME-WINNING FG IN LAST 5 MINUTES OF 4TH QUARTER/OT – FRANCHISE HISTORY

RANK	KICKER. YEARS	FGM
1.	Chris Boswell, 2015-2024	10
2.	Jeff Reed, 2002-10	9
3.	Gary Anderson, 1982-94	8
	Shaun Suisham, 2010-14	7
5.	Norm Johnson, 1995-98	4

BOSWELL GAME-WINNING FG IN LAST 5 MINUTES OF 4TH QUARTER/OT

YD	DATE	OPP	Q	TIME	PRE	POST	FINAL
18	11/08/2015	vs. OAK	4	0:02	35-35	38-35	W, 38-35
35	01/09/2016	at CIN	4	0:14	15-16	18-16	W, 18-16
33	11/12/2017	at IND	4	0:00	17-17	20-17	W, 20-17
53	11/26/2017	vs. GB	4	0:00	28-28	31-28	W, 31-28
38	12/04/2017	at CIN	4	0:00	20-20	23-20	W, 23-20
46	12/10/2017	vs. BAL	4	0:42	36-38	39-38	W, 39-38
37	10/17/2021	vs. SEA	ot	--	20-20	23-20	W, 23-20 (ot)
40	11/08/2021	vs. CHI	4	0:26	26-27	29-27	W, 29-27
36	01/09/2022	at BAL	ot	--	13-13	16-13	W, 16-13 (ot)
53	09/11/2022	at CIN	ot	--	20-20	23-20	W, 23-20 (ot)

- Boswell has made 18 of 21 career field goals (85.7%) in the final two minutes of regulation and overtime (including playoffs).

BOSWELL FG IN LAST 2 MINUTES OF 4TH QUARTER/OT

YD	DATE	OPP	Q	TIME	PRE	POST	FINAL
18	11/08/2015	vs. OAK	4th	0:02	35-35	38-35	W, 38-35
35	01/09/2016	at CIN	4th	0:14	15-16	18-16	W, 18-16
47	01/17/2016	at DEN	4th	0:19	13-23	16-23	L, 16-23
43	09/17/2017	vs. MIN	4th	1:53	23-9	26-9	W, 26-9
33	11/12/2017	at IND	4th	0:00	17-17	20-17	W, 20-17
53	11/26/2017	vs. GB	4th	0:00	28-28	31-28	W, 31-28
38	12/04/2017	at CIN	4th	0:00	20-20	23-20	W, 23-20
46	12/10/2017	vs. BAL	4th	0:42	36-38	39-38	W, 39-38
*42	09/09/2018	at CLE	ot	-----	21-21	21-21	T, 21-21 (ot)
*40	12/09/2018	at OAK	4th	0:00	21-24	21-24	L, 21-24
25	12/08/2019	at ARI	4th	1:42	20-17	23-17	W, 23-17
52	10/17/2021	vs. SEA	4th	1:30	17-17	20-17	W, 23-20 (ot)
37	10/17/2021	vs. SEA	ot	-----	20-20	23-20	W, 23-20 (ot)
40	11/08/2021	vs. CHI	4th	0:26	26-27	29-27	W, 29-27
36	01/09/2022	at BAL	ot	-----	13-13	16-13	W, 16-13 (ot)
*55	09/11/2022	at CIN	ot	-----	20-20	20-20	W, 23-20 (ot)
53	09/11/2022	at CIN	ot	-----	20-20	23-20	W, 23-20 (ot)
34	09/22/2022	at CLE	4th	1:48	14-23	17-23	L, 17-29
50	12/18/2022	at CAR	4th	1:04	21-13	24-13	W, 24-16
42	10/08/2023	vs. BAL	4th	0:49	14-10	17-10	W, 17-10
25	09/08/2024	at ATL	4th	0:28	15-10	18-10	W, 18-10

*indicates missed field goal

BOZ FROM 50-PLUS

- K **Chris Boswell** has made 43-of-52 (82.7%) field goal attempts in his NFL career from 50 yards or further, including franchise-best 59-yards in Week 9 of 2020 at AT&T Stadium against Dallas and Week 4 of 2022 at Acrisure Stadium against N.Y. Jets.
- He has made 36 of his last 42 field goals from 50 yards or further (two of the misses have come from 62 and 61-yards, respectively).
- Boswell made six consecutive field goals from 50+ yards, which was the second-longest streak in franchise history, before he missed a 62-yard field goal on the final play of the first half in Week 3 vs. L.A. Chargers.
- Boswell made five consecutive field goals from 50+ yards (streak ended in Week 8 of 2023 vs. Jacksonville), which was tied for the second-longest streak in franchise history (he holds the record with nine straight field goals from 50+ yards).

- Boswell actually connected on a 55-yard field goal at the end of the first half vs. Jacksonville, but an offensive off-sides negated and Boswell missed from 61 yards.
- Boswell's most recent streak of five consecutive field goals from 50+ yards ended in Week 12 at Cleveland, which was tied for the third-longest in franchise history.

MOST CONSECUTIVE FG MADE FROM 50+ YARDS – FRANCHISE HISTORY

RANK	KICKER. SPAN	STREAK
1.	Chris Boswell, 11/03/2019 - 12/5/2021	9
2.	Chris Boswell, 12/07/2023 - 09/22/2024	6
3.	Chris Boswell, 09/29/2024 - 11/21/2024	5
	Chris Boswell, 11/16/2017 - 11/08/2018	5
	Chris Boswell, 01/01/2023 - 10/29/2023	5

- Boswell's nine straight made field goals of 50+ yards was tied for the 10th-longest such streak in the NFL since the start of the 1983 season.

MOST CONSECUTIVE FG MADE FROM 50+ YARDS – NFL – SINCE 1983

RANK	KICKER. TEAM (SPAN)	STREAK
1.	Stephen Hauschka, SEA-BUF (9/20/2015-11/19/2017)	13
2.	Robbie Gould, CHI (11/18/2010 - 10/10/2013)	12
	Blair Walsh, MIN (09/09/2012 - 09/29/2013)	12
	Justin Tucker, BAL (12/27/2015 - 12/18/2016)	12
	Matt Prater, DET (01/03/2016 - 09/24/2017)	12
5.	Younghoe Koo, ATL (12/08/2019 - 10/31/2021)	11
	Tony Zendejas, HOU-LAN (11/13/1988 - 10/31/1993)	11
7.	Jason Hanson, DET (11/22/2007 - 11/08/2009)	10
	Jason Sanders, MIA (10 12/01/2019 - 11/29/2020)	10
	Ryan Longwell, MIN (09/14/2008 - 10/23/2011)	10
10.	Chris Boswell, PIT (11/03/2019 - 12/5/2021)	9
	Adam Vinatieri, IND (10/04/2015 - 10/09/2016)	9
	Justin Tucker, BAL (10/15/2017 - 11/18/2018)	9
	Matt Bryant, ATL (11/11/2010 - 11/10/2013)	9
	Matt Bryant, ATL (11/05/2017 - 11/18/2018)	9

- No kicker made a field goal of at least 50 yards in the first nine seasons of Acrisure Stadium (2001-09). Prior to Boswell joining the Steelers in 2015, Acrisure Stadium witnessed just four field goals of at least 50 yards.
- Boswell has 28 field goals of at least 50 yards at Acrisure Stadium in his career.
- His 43 field goals made from 50-plus yards are the most in Steelers history (Gary Anderson and Jeff Reed shared the previous franchise record with eight).

BEST 50+ YARD FG PCT. – FRANCHISE HISTORY (MIN. 15 ATT.)

RANK	PLAYER	FG-FGA	PCT.
1.	Chris Boswell	43-52	82.7
2.	Jeff Reed	8-17	47.1
3.	Gary Anderson	8-27	29.6

- His 82.7 field goal percentage on field goal attempts of 50 yards is the best in the NFL since the 1970 AFL-NFL merger (min. 50 field goal attempts of 50 yards).

BEST 50+ YARD FG PCT. – NFL – SINCE 1970 (MIN. 50 ATT.)

RANK	PLAYER	FG-FGA	PCT.
1.	Chris Boswell	43-52	82.7
2.	Matt Prater	81-108	75.0
	Ka'imi Fairbairn	42-56	75.0
4.	Robbie Gould	36-51	70.6
5.	Phil Dawson	42-60	70.0

- Boswell now has converted on the nine longest field goals in franchise history.

LONGEST FG – FRANCHISE HISTORY

RANK	PLAYER (DATE, OPP.)	FG
1.	Chris Boswell (10/02/22 vs. N.Y. Jets)	59
	Chris Boswell (11/08/20 at Dallas)	59
3.	Chris Boswell (11/17/24 vs. Baltimore)	57
	Chris Boswell (09/08/24 at Atlanta)	57
	Chris Boswell (09/26/23 at Las Vegas)	57
6.	Chris Boswell (09/08/24 at Atlanta)	56
	Chris Boswell (12/07/23 vs. New England)	56
	Chris Boswell (09/19/21 vs. Las Vegas)	56
9.	Chris Boswell (10/16/22 vs. Tampa Bay)	55
	Gary Anderson (11/25/84 vs. San Diego)	55
	Kris Brown (10/14/01 at Kansas City)	55

LONGEST FG – ACRISURE STADIUM HISTORY

RANK	PLAYER, TEAM (DATE, OPP.)	FG
1.	Chris Boswell, Pittsburgh (10/02/22 vs. N.Y. Jets)	59
2.	Chris Boswell, Pittsburgh (11/17/24 vs. Baltimore)	57
3.	Chris Boswell, Pittsburgh (12/07/23 vs. New England)	56
	Chris Boswell, Pittsburgh (09/19/21 vs. Las Vegas)	56
5.	Chris Boswell, Pittsburgh (10/16/22 vs. Tampa Bay)	55
6.	Chris Boswell, Pittsburgh (12/08/24 vs. Cleveland)	54
	Chris Boswell, Pittsburgh (11/08/21 vs. Chicago)	54
8.	Chris Boswell, Pittsburgh (12/05/21 vs. Baltimore)	53
	Chris Boswell, Pittsburgh (11/26/17 vs. Green Bay)	53
	Dan Bailey, Dallas (11/13/16 at Pittsburgh)	53
11.	Chris Boswell, Pittsburgh (09/18/23 vs. Cleveland)	52
	Chris Boswell, Pittsburgh (09/18/22 vs. New England)	52
	Chris Boswell, Pittsburgh (11/08/21 vs. Chicago)	52
	Chris Boswell, Pittsburgh (10/17/21 vs. Seattle)	52
	Chris Boswell, Pittsburgh (12/10/17 vs. Baltimore)	52
	Jeff Reed, Pittsburgh (09/12/10 vs. Atlanta)	52
	Justin Tucker, Baltimore (10/01/15 at Pittsburgh)	52

- Boswell made 13 field goals of 50 yards or longer in 2024, which was tied for the second-most in the NFL.

MOST 50+ YARD FIELD GOALS – 2024

RANK	KICKER	FGM
1.	Brandon Aubrey	14
2.	Chris Boswell	13
	Ka’imi Fairbairn	13
4.	Jason Sanders	12
5.	Cameron Dicker	9
	Jason Myers	9

- Boswell has made 34 field goals of 50 yards or longer since the start of the 2021 season, which is the most in the NFL over the span.

MOST 50+ YARD FIELD GOALS – NFL – SINCE 2021

RANK	KICKER	FGM
1.	Chris Boswell	34
2.	Ka’imi Fairbairn	28
	Chase McLaughlin	28
4.	Daniel Carlson	25
5.	Evan McPherson	24
	Brandon Aubrey	24

BLOCK LEADER BY MILES

- Miles Killebrew blocked a Baltimore punt with 11:12 remaining in the fourth quarter that resulted in a safety and cut the Steelers deficit to 10-5 in Week 5.
- It was the first blocked punt for Pittsburgh since Week 11 at L.A. Chargers (Nov. 21, 2021). Killebrew registered that blocked punt as well.
- Killebrew “blocked” a New England punt early in the fourth quarter that set up a Pittsburgh scoring drive that cut the Patriots deficit to 21-18 in Week 14 (the punt went past the line of scrimmage so not officially a blocked punt).
- In fact, Killebrew signed with the Steelers in 2021, and his three blocked punts are tied for the most by any team in the League, let alone individual player.
- Killebrew leads the NFL with three punts blocked since the start of the 2021 season.
- His four career blocked punts are tied for the most by any active player in the League.

THE JOURNEY OF A THOUSAND MILES BEGINS WITH ONE STEP

- The total distance traveled by all NFL teams during the regular season will be 597,408 miles.
- The teams from the NFC West (95,699) have the highest combined mileage total of all divisions.
- The remaining division totals ranking from highest to lowest are the AFC East (90,047), AFC West (86,537), NFC North (75,125), NFC East (70,894), AFC South (64,935), NFC South (62,091) and AFC North (52,080).
- The total distance traveled by Pittsburgh during the regular season will be 12,047 miles, which is the fourth-fewest in the League.

FEWEST MILES TRAVELED – 2024

RANK	TEAM	MILES
1.	Washington Commanders	10,550
2.	Cincinnati Bengals	10,611
3.	Indianapolis Colts	11,497
4.	Pittsburgh Steelers	12,047
5.	Atlanta Falcons	12,416

STEELERS SCHEDULE

- Pittsburgh is 424-352-12 (.546) in regular-season games against the opponents on its 2024 schedule.

STEELERS VS. 2024 REGULAR-SEASON FOES

TEAM	RECORD	LAST TIME	DATE
Atlanta Falcons	16-2-1	W, 18-10	09/08/2024
Denver Broncos	11-15-1	W, 13-6	09/15/2024
L.A. Chargers	24-9	W, 20-10	09/22/2024
Indianapolis Colts	28-11	L, 24-27	09/29/2024
Dallas Cowboys	14-17	L, 17-20	10/06/2024
Las Vegas Raiders	13-14	W, 32-13	10/13/2024
N.Y. Jets	19-7	W, 37-15	10/20/2024
N.Y. Giants	32-44-3	W, 26-18	10/28/2024
Washington Commanders	34-43-3	W, 28-27	11/10/2024
Baltimore Ravens	33-25	L, 17-34	12/21/2024
Cleveland Browns	80-63-1	W, 27-14	12/08/2024
Cincinnati Bengals	69-40	L, 17-19	01/04/2025
Philadelphia Eagles	29-49-3	L, 13-27	12/15/2024
Kansas City Chiefs	22-13	L, 10-29	12/25/2024
Total	424-352-12	L, 17-19 (vs. CIN)	01/04/2025

INSIDE THE SCHEDULE

- Pittsburgh was one of four teams that started the season with back-to-back road games: Las Vegas, L.A. Rams and N.Y. Jets.
- The Steelers are the only one of the four teams with back-to-back road games to open the season 2-0.
- The Steelers opened the season with back-to-back road games for the first time since 2001.

- Pittsburgh is one of five teams that finish the season with back-to-back home games: L.A. Rams, New England, Philadelphia and Tampa Bay.
- After opening the home season against the L.A. Chargers in Week 3, the Steelers go back on the road to play Indianapolis in Week 4 – the first time since 2017 they have played three of their first four games on the road.
- Pittsburgh does not play a division opponent until a Week 11 home game against Baltimore. That is the latest they have faced a division opponent for the first time since the 1970 merger.
- The Steelers' Week 17 Christmas Day home game against the Chiefs marks the first time that Pittsburgh will play a reigning Super Bowl champion at home since Week 15 of the 2017 season.

STEELERS 2024 TEAM CAPTAINS

- The Steelers selected four players to serve as team captains for the 2023 season determined by a vote of their teammates.
- QB **Russell Wilson** was selected to serve as offensive captain, DT **Cameron Heyward** and **LB T.J. Watt** were picked to serve as defensive captains and S **Miles Killebrew** was chosen to serve as the special teams captain.
- Heyward was selected as a captain for the 10th consecutive year (2015-24).
- Only two players in franchise history have been selected captain more than Heyward -- Ben Roethlisberger (13) and Sam Davis (11).
- Watt was named captain for the fourth time in his career (2020, 2022-24).
- Killebrew was named captain for the third time (2022-24).
- Wilson was named a captain for the 12th consecutive year, first time with Pittsburgh. He was a nine-time captain in Seattle (2013-21) and two-time captain in Denver (2022-23).

LONGEST TENURED STEELERS

- There are currently three Steelers who have played at least 100 regular-season games for the franchise. DT **Cameron Heyward** leads the roster with 211 regular-season games played and K **Chris Boswell** is next with 150 regular season-games played in a Steelers uniform. LB **T.J. Watt** has played in 121 regular-season games in his career.

POS.	PLAYER	GP WITH STEELERS
DT	Cameron Heyward	211
K	Chris Boswell	150
LB	T.J. Watt	121

OWNERSHIP OF 90+ YEARS

- The Steelers are one of only three current NFL franchises that have been owned by the same individual family for over 90 years.

OWNERSHIP	TEAM	YEARS
Halas Family	Chicago Bears	103
Bidwill Family	Arizona Cardinals	92
Rooney Family	Pittsburgh Steelers	91
Hunt Family	Kansas City Chiefs	65
Adams Family	Tennessee Titans	65

STEELERS ELECT T.J. WATT MOST VALUABLE PLAYER

- The Steelers elected linebacker **T.J. Watt** as their 2024 Most Valuable Player. He is the first player in franchise history to be selected MVP on five occasions.

BOSWELL, HEYWARD AND WATT NAMED PFWA ALL-NFL

- K **Chris Boswell**, DT **Cameron Heyward** and LB **T.J. Watt** were each named to the Pro Football Writers of America (PFWA) All-NFL team. It marked the fifth time in Watt's eight-year career that he garnered such honors, while Heyward earned it for the third time in his career and Boswell earned his first such honor.

FRAZIER NAMED PFWA ALL-ROOKIE TEAM

- C **Zach Frazier** was selected to the Pro Football Writers of America (PFWA) All-Rookie team.
- Frazier allowed just one sack and 12 pressures in 15 games played.

BOSWELL, HEYWARD AND WATT NAMED 2024 NFL ALL-PRO

- K **Chris Boswell** and DT **Cameron Heyward** were each named First Team All-Pro, and LB **T.J. Watt** was named Second Team All-Pro, by the Associated Press.
- It marked the fourth time in Heyward's career that he garnered AP First Team All-Pro honors, while Boswell earned his first-team All-Pro for the first time in his career. It marked the fifth time in Watt's eight-year career that he garnered either AP First Team (2019-21, 2023) or Second Team (2024) All-Pro honors.
- Boswell, selected for his second Pro Bowl, led the NFL in field goals made (41), points by a kicker (158) and field goal percentage (93.2, min. 35 FGA), and ranked second in field goals attempted (44) in 2024. His franchise-record 41 field goals made were the most by a kicker since David Akers in 2011 (44) and second-most by a kicker since the 1970 AFL-NFL merger. Boswell's 158 points – also a franchise record for points by a kicker – was tied for the fifth-most by a kicker since the 1970 AFL-NFL merger.
- Heyward, who joined Joe Greene as the only interior defensive linemen in franchise history to be voted AP First Team All-Pro four times, registered 71 tackles (35 solo), 8.0 sacks, 11 passes defended, 12 tackles for loss and 19 QB hits in 2024. Among defensive tackles, Heyward ranked first in passes defended (11), tied for second in tackles for loss (12), tied for second in QB hits (19), third in tackles (70) and third in sacks (8.0). He was the only defensive tackle in the NFL that ranked among the top three in the League in each category.
- Heyward, who was selected for his seventh Pro Bowl, has recorded six seasons of 8.0+ sacks, which is tied for the fourth-most by a defensive tackle since 1982.
- Watt, the first player in franchise history selected Team MVP on five occasions (2019, 2020, 2021, 2023 and 2024), holds the franchise record with 108.0 career sacks, which is the third-most in NFL history by a player in their first eight seasons in the NFL. He registered 61 tackles (40 solo), 11.5 sacks, four passes defended, 19 tackles for loss, 27 QB hits, six forced fumbles, three strip sacks and two fumble recoveries in 2024. Watt is the only player in the League that ranked among the top eight in strip sacks (t-1st), forced fumbles (1st), QB hits (6th), fumble recoveries (t-7th), sacks (8th) and tackles for loss (2nd) in 2024.
- Since entering the League in 2017, Watt leads the NFL in sacks (108.0), tackles for loss (126), forced fumbles (33), QB hits (225) and strip sacks (23). He also ranks second in fumble recoveries (12) in that span.

FRAZIER, MCCORMICK AND WILSON NAMED 33RD TEAM ALL-ROOKIE

- C **Zach Frazier**, G **Mason McCormick** and LB **Payton Wilson** were selected to the 33rd Team All-Rookie team.
- Frazier allowed just one sack and 12 pressures in 15 games played.
- McCormick only had one game this season where he allowed a sack, and there were five different games where he did not allow a QB pressure.
- Wilson finished fourth on the Steelers with 72 tackles (47 solo), three tackles for loss, two QB hits, two passes defended, two fumble recoveries, one interception and one forced fumble.

HIGHSMITH, FRAZIER WIN TEAM AWARDS

- LB **Alex Highsmith** and C **Zach Frazier** were both honored by the Pittsburgh Chapter of Pro Football Writers of America.
- Highsmith was the winner of 'The Chief' Award, while Frazier won the Joe Greene Great Performance Award, presented to the team's top rookie.
- 'The Chief' Award, which was established in 1988 in honor of Steelers' founder, Arthur J. Rooney, Sr., is presented annually to a member of the Steelers' organization that best exemplifies the spirit of cooperation with the media that he embodied. This is the first time Cole has won the award.
- The Joe Greene Great Performance Award was established in 1984 and named after the legendary Hall of Famer. Pickett is the third quarterback in team history to win the award, joining Kordell Stewart (1995) and Ben Roethlisberger (2004).

STEELERS SIGN 19 PLAYERS TO RESERVE/FUTURE CONTRACTS

- The 19 players signed to Reserve/Future contracts with the Steelers include DB **Joshuah Bledsoe**, OL **Dylan Cook**, DT **Domenique Davis**, LB **Devin Harper**, RB **Evan Hull**, DB **D'Shawn Jamison**, WR **Brandon Johnson**, G **Steven Jones**, LB **Eku Leota**, DB **Cameron McCutcheon**, WR **Lance McCutcheon**, DB **Kyler McMichael**, G **Doug Nester**, LB **Thomas Rush**, RB **Aaron Shampklin**, DT **Jacob Slade**, QB **Skylar Thompson**, RB **Jonathan Ward** and LB **Julius Welschof**.



MIKE **HEAD COACH**
TOMLIN

YEARS WITH STEELERS: 18

NFL EXPERIENCE: 23



TOMLIN AMONG THE BEST

- **Mike Tomlin** has led Pittsburgh to a 183-107-2 (.630) record in the regular season since becoming the team's head coach in 2007.
- His 183 regular-season wins are the 12th-most in NFL history.

MOST WINS BY HEAD COACH – NFL HISTORY

RANK	COACH	WINS
1.	Don Shula	328
2.	George Halas	318
3.	Bill Belichick	302
4.	Andy Reid	273
5.	Tom Landry	250
6.	Curly Lambeau	226
7.	Paul Brown	213
8.	Marty Schottenheimer	200
9.	Chuck Noll	193
10.	Dan Reeves	190
11.	Chuck Knox	186
12.	Mike Tomlin	183

- His 183 regular-season wins are tied for the eighth-most since the 1970 AFL-NFL merger.

MOST WINS BY HEAD COACH – SINCE 1970

RANK	COACH	WINS
1.	Bill Belichick	302
2.	Andy Reid	273
3.	Don Shula	257
4.	Marty Schottenheimer	200
5.	Chuck Noll	192
6.	Dan Reeves	190
7.	Chuck Knox	186
8.	Mike Tomlin	183
	Tom Landry	183
10.	Mike McCarthy	174

- His .630 regular-season win percentage is the 10th-best in NFL history (min. 150 games).

HEAD COACH WIN PCT. – NFL HISTORY (MIN. 150)

RANK	COACH	W	L	T	WIN PCT.
1.	George Allen	116	47	5	.712
2.	George Halas	318	148	31	.682
3.	Don Shula	328	156	6	.677
4.	Paul Brown	213	104	9	.672
5.	Tony Dungy	139	69	0	.668
6.	Andy Reid	273	146	1	.651
7.	George Seifert	114	62	0	.648
8.	Bill Belichick	302	165	0	.647
9.	Curly Lambeau	226	132	22	.631
10.	Mike Tomlin	183	107	2	.630

- His .630 regular-season win percentage is the seventh-best in since the 1970 AFL-NFL merger (min. 150 games).

HEAD COACH WIN PCT. – SINCE 1970 (MIN. 150)

RANK	COACH	W	L	T	WIN PCT.
1.	Tony Dungy	139	69	0	.668
2.	Don Shula	257	133	2	.659
3.	Tom Landry	183	97	0	.654
4.	Andy Reid	273	146	1	.651
5.	George Seifert	114	62	0	.648
6.	Bill Belichick	302	165	0	.647
7.	Mike Tomlin	183	107	2	.630
8.	Bud Grant	135	80	2	.627
9.	Bill Cowher	149	90	1	.623
	John Harbaugh	172	104	0	.623

- Tomlin ranks eighth in NFL history with a regular-season record of 76 games over .500.

MOST GAMES ABOVE .500 BY HEAD COACH – NFL HISTORY

RANK	COACH	GAMES > .500
1.	Don Shula	172
2.	George Halas	170
3.	Bill Belichick	137
4.	Andy Reid	127
5.	Paul Brown	109
6.	Curly Lambeau	94
7.	Tom Landry	88
8.	Mike Tomlin	76
9.	Marty Schottenheimer	74
10.	John Madden	71

- Tomlin, Bill Belichick, Andy Reid and Marty Schottenheimer are the only coaches in NFL history with career records of 70 or more games over .500 not in the Pro Football Hall of Fame.
- His 183 regular-season wins are the second-most among active coaches in the NFL.

MOST WINS – ACTIVE COACH

RANK	COACH	WINS
1.	Andy Reid	273
2.	Mike Tomlin	183
3.	Mike McCarthy	174
4.	John Harbaugh	172
5.	Sean Payton	170

- His .630 regular-season win percentage is the second-best among active NFL head coaches (min. 150 games).

BEST WIN PCT. – ACTIVE COACH (MIN. 150)

RANK	COACH	W	L	T	WIN PCT.
1.	Andy Reid	273	146	1	.651
2.	Mike Tomlin	183	107	2	.630
3.	John Harbaugh	172	104	0	.623
4.	Sean Payton	170	105	0	.618
5.	Mike McCarthy	174	112	2	.608

- His 183 regular-season wins are the third-most in the NFL since 2007.

NFL HEAD COACH RECORDS – SINCE 2007

RANK	COACH	RECORD	PLAYOFF APPS.	SUPER BOWL APPS.
1.	Andy Reid	193-98-1	14	4
2.	Bill Belichick	191-84	13	6
3.	Mike Tomlin	183-107-2	12	2
4.	John Harbaugh	172-104	12	1
5.	Mike McCarthy	166-104-2	12	1

TOMLIN GETS TO 31

- **Mike Tomlin** is one of two active NFL head coaches with over 180 wins and one of four active NFL head coaches to defeat at least 31 current NFL franchises.
- Tomlin has registered wins against 31 of the 32 NFL teams (lone exception is Pittsburgh).
- Tomlin became the 14th head coach in NFL history to accomplish that feat.
- Three of the 15 head coaches to defeat 31 of the current NFL franchises, Tomlin, **Bill Cowher** and Marvin Lewis, only coached with one team.

MOST DIFFERENT CURRENT FRANCHISES DEFEATED

Regular Season Only		
Coach	Teams Defeated	Teams Missing
Bill Belichick	32	
Tony Dungy	32	
John Fox	32	
Bill Parcells	32	
Andy Reid	32	
Mike Shanahan	32	
Mike Tomlin	31	Steelers
Bruce Arians	31	Steelers
Pete Carroll	31	Seahawks
Bill Cowher	31	Steelers
John Harbaugh	31	Ravens
Mike Holmgren	31	Washington
Marvin Lewis	31	Bengals
Sean Payton	31	Saints
Marty Schottenheimer	31	Ravens
Ron Rivera	31	Chiefs
Mike McCarthy	31	Packers
Tom Coughlin	30	Chargers, Colts
Jeff Fisher	30	Chargers, Titans
Joe Gibbs	30	Ravens, Washington
Wade Phillips	30	Broncos, Cowboys
George Seifert	30	Jaguars, Texans
Dick Vermeil	30	Chiefs, Eagles
*indicates active coach		

WINNING RECORD IN FIRST 18 SEASONS

- **Mike Tomlin** secured his 18th straight non-losing season with the Steelers' ninth win in 2024, a 44-38 win at Cincinnati in Week 13, a streak dating back to his first season as the team's head coach in 2007.
- Tomlin is the only head coach in NFL history to begin a head coaching tenure with at least 18 consecutive non-losing seasons.

MOST CONSECUTIVE NON-LOSING SEASONS TO BEGIN CAREER

RANK	HEAD COACH	YEARS	SEASONS
1.	Mike Tomlin	2007-24	18
2.	Marty Schottenheimer	1984-97	14
3.	Don Shula	1963-75	13
4.	George Allen	1966-77	12
	Curly Lambeau	1921-32	12

- Tomlin has led the Steelers to a .500-or-better record in each of his 18 seasons as head coach. That is the third-longest streak of .500-or-better seasons by a head coach in NFL history.

MOST CONSECUTIVE NON-LOSING SEASONS IN NFL HISTORY

RANK	HEAD COACH	YEARS	SEASONS
1.	Tom Landry	1965-85	21
2.	Bill Belichick	2001-19	19
3.	Mike Tomlin	2007-24	18
4.	George Halas	1933-51	16

RACE TO 180

- With victory at Washington in Week 10 of 2024, **Mike Tomlin** became the ninth head coach in NFL history to reach 180 career regular-season wins.
- Tomlin registered 180 regular-season wins in 284 games coached, which was the fifth-fewest games coached in League history to reach 180 wins.

FEWEST REGULAR-SEASON GAMES COACHED TO 180 CAREER WINS

RANK	COACH	GAMES
1.	Don Shula	252
2.	George Halas	262
3.	Curly Lambeau	269
4.	Bill Belichick	280
5.	Mike Tomlin	284

TOMLIN IN HIS FIRST 290 CAREER NFL GAMES

- **Mike Tomlin** became the 16th in NFL history, second active, and 13th since the 1970 AFL-NFL merger, head coach in NFL history to coach in 290 regular-season games.

MOST REGULAR-SEASON GAMES – SINCE 1970

RANK	COACH	GAMES
1.	Bill Belichick	467
2.	Andy Reid	420
3.	Don Shula	392
4.	Dan Reeves	357
5.	Jeff Fisher	339
6.	Chuck Knox	334
7.	Chuck Noll	328
8.	Marty Schottenheimer	327
9.	Tom Coughlin	320
10.	Mike Shanahan	308
11.	Bill Parcells	303
12.	Mike Tomlin	292
13.	Pete Carroll	291
14.	Mike McCarthy	288
15.	Tom Landry	280

- Tomlin also became the third head coach to coach in 290 regular-season games with one team since the 1970 AFL-NFL merger.

MOST REGULAR-SEASON GAMES – ONE TEAM – SINCE 1970

RANK	COACH	TEAM	GAMES
1.	Bill Belichick	New England Patriots	387
2.	Chuck Noll	Pittsburgh Steelers	328
3.	Mike Tomlin	Pittsburgh Steelers	292
4.	Tom Landry	Dallas Cowboys	280
5.	Jeff Fisher	Tennessee Titans	262

- Tomlin's 183 regular-season wins in his first 290 games are the fifth-most in NFL history.

MOST REGULAR-SEASON WINS – FIRST 290 GAMES – NFL HISTORY

RANK	COACH	WINS
1.	Don Shula	205
2.	George Halas	201
3.	Curly Lambeau	193
4.	Bill Belichick	189
5.	Mike Tomlin	183

- Tomlin's 183 regular-season wins in his first 290 games are the second-most since the 1970 AFL-NFL merger.

MOST REGULAR-SEASON WINS – FIRST 290 GAMES – SINCE 1970

RANK	COACH	WINS
1.	Bill Belichick	189
2.	Mike Tomlin	183
3.	Andy Reid	175
4.	Mike McCarthy	174
5.	Marty Schottenheimer	173
	Chuck Knox	173

AMONG COACHES IN FIRST 18 YEARS

- Mike Tomlin earned his 183rd regular-season victory in Week 14 of 2024 vs. Cleveland, and accumulated a 183-107-2 regular-season record in his first 18 seasons as a head coach in the NFL (2007-24).
- Tomlin's 183 regular-season wins are tied for the second-most in a coach's first 18 career seasons.

MOST WINS – FIRST 18 SEASONS

RANK	COACH	YEARS	WINS
1.	Bill Belichick	1991-95, 2000-12	187
2.	Mike Tomlin	2007-24	183
	Don Shula	1963-80	183
4.	Mike McCarthy	2006-18, 2020-24	174
5.	Andy Reid	1999-2016	173

- Tomlin's .630 regular-season win percentage is the fifth-best by a head coach in his first 18 career seasons.

BEST WIN PCT. – FIRST 18 SEASONS

RANK	COACH	YEARS	WIN PCT.
1.	George Halas	1920-29, 1933-40	.746 (153-52-23)
2.	Don Shula	1963-80	.723 (183-70-5)
3.	Curly Lambeau	1921-38	.704 (138-58-17)
4.	Bill Belichick	1991-95, 2000-12	.649 (187-101)
5.	Mike Tomlin	2007-24	.630 (183-107-2)

CONTROLLING THE NORTH

- Mike Tomlin is 73-34-1 (.681) in the regular season against AFC North opponents during his career.
- Tomlin's 73 regular-season wins against the AFC North are the most by any head coach since the AFC North was adopted when the NFL realigned divisions in 2002.

MOST AFC NORTH WINS

RANK	COACH	WINS
1.	Mike Tomlin	73
2.	John Harbaugh	60
3.	Marvin Lewis	49
4.	Bill Belichick	33
5.	Andy Reid	23

- Tomlin's .681 regular-season win percentage against the AFC North is the third-best by any head coach since the AFC North was adopted when the NFL realigned divisions in 2002 (min. 25 games).

BEST WIN PCT. VS. AFC NORTH (MIN. 25)

RANK	COACH	W	L	T	WIN PCT.
1.	Bill Belichick	33	10	0	.767
2.	Bill Cowher	21	9	0	.700
3.	Mike Tomlin	73	34	1	.681
4.	Andy Reid	23	12	1	.653
5.	John Harbaugh	60	42	0	.588

- Tomlin's .681 regular-season intradivision win percentage is the third-best in the League since the 1970 AFL-NFL merger (min. 100 games).

BEST INTRADIVISION WIN PCT. – SINCE 1970 (MIN. 100)

RANK	COACH	W	L	T	WIN PCT.
1.	Bud Grant	69	31	1	.688
2.	Tom Landry	101	46	0	.687
3.	Mike Tomlin	73	34	1	.681
4.	Mike McCarthy	71	33	2	.679
5.	Andy Reid	108	54	0	.667

- Tomlin has finished with a .500 or better record against AFC North opponents during the regular season in 17 of his 18 NFL seasons, including winning at least four games in 12 campaigns.

TOMLIN VS. AFC NORTH

SEASON	RECORD	SEASON	RECORD
2024	3-3	2015	3-3
2023	5-1	2014	4-2
2022	3-3	2013	4-2
2021	4-2	2012	3-3
2020	4-2	2011	4-2
2019	3-3	2010	5-1
2018	4-1-1	2009	2-4
2017	6-0	2008	6-0
2016	5-1	2007	5-1

- Tomlin has registered 27 regular-season victories vs. Cleveland.
- His 27 regular-season victories vs. Cleveland are the most by a head coach against the Browns in NFL history.

MOST REGULAR-SEASON WINS VS. CLEVELAND – SINCE 1950

RANK	COACH	WINS
1.	Mike Tomlin	27
2.	John Harbaugh	26
3.	Chuck Noll	25
4.	Marvin Lewis	22
5.	Bill Cowher	19

- Tomlin's .764 regular-season winning percentage vs. Cleveland is the fifth-highest by a head coach against the Browns in NFL history (min. 10 games).

BEST REGULAR-SEASON WIN PCT. VS. CLEVELAND – SINCE 1950 (MIN. 10)

RANK	COACH	W	L	T	WIN PCT.
1.	Bill Belichick	9	2	0	.818
2.	Jack Pardee	8	2	0	.818
3.	Bill Cowher	19	5	0	.792
4.	John Harbaugh	26	8	0	.765
5.	Mike Tomlin	27	8	1	.764

- Tomlin has registered 26 regular-season victories vs. Cincinnati.
- His 26 regular-season victories vs. Cincinnati are the most by a head coach against the Bengals in NFL history.

MOST REGULAR-SEASON WINS VS. CINCINNATI – SINCE 1970

RANK	COACH	WINS
1.	Mike Tomlin	26
2.	Chuck Noll	22
3.	Bill Cowher	21
4.	John Harbaugh	19
5.	Bill Belichick	16

- Tomlin's .722 regular-season winning percentage vs. Cincinnati is the fourth-highest by a head coach against the Bengals in NFL history (min. 10 games).

BEST REGULAR-SEASON WIN PCT. VS. CINCINNATI – SINCE 1970 (MIN. 10)

RANK	COACH	W	L	T	WIN PCT.
1.	Don Shula	10	1	0	.909
2.	Jack Pardee	9	2	0	.818
3.	Bill Belichick	16	5	0	.762
4.	Mike Tomlin	26	10	0	.722
5.	Bill Cowher	21	9	0	.700

- His 27 regular-season victories vs. Cleveland are tied for the seventh-most by a head coach vs. a single opponent since the 1970 AFL-NFL merger.
- His 26 regular-season victories vs. Cincinnati are tied for the 11th-most by a head coach vs. a single opponent since the 1970 AFL-NFL merger.

MOST REGULAR-SEASON WINS VS. SINGLE OPPONENT – SINCE 1970

RANK	COACH	OPP.	WINS
1.	Bill Belichick	N.Y. Jets	38 (38-11)
2.	Bill Belichick	Buffalo Bills	37 (37-11)
3.	Don Shula	Buffalo Bills	35 (35-17)
	Don Shula	Indianapolis Colts	35 (35-17)
5.	Don Shula	New England Patriots	32 (32-19)
6.	Don Shula	N.Y. Jets	30 (30-21-1)
7.	Chuck Noll	Houston Oilers	27 (27-16)
	Mike Tomlin	Cleveland Browns	27 (27-8-1)
	Bill Belichick	Miami Dolphins	27 (27-22)
	Tom Landry	Philadelphia Eagles	27 (27-10)
11.	Mike Tomlin	Cincinnati Bengals	26 (26-10)
	Tom Landry	Arizona Cardinals	26 (26-11)
	Tom Landry	N.Y. Giants	26 (26-10)
	Marty Schottenheimer	Las Vegas Raiders	26 (26-7)

TOMLIN VS. AFC

- During his career, **Mike Tomlin's** regular-season record against the AFC is 134-81-1 (.623).
- Tomlin's 134 regular-season wins against the AFC are the sixth-most in the League since the 1970 AFL-NFL merger.

MOST WINS VS. AFC – SINCE 1970

RANK	COACH	WINS
1.	Bill Belichick	227
2.	Don Shula	190
3.	Chuck Noll	147
4.	Marty Schottenheimer	142
5.	Andy Reid	136
6.	Mike Tomlin	134
7.	John Harbaugh	123
8.	Mike Shanahan	116
9.	Bill Cowher	115
10.	Marv Levy	112

- Tomlin's .623 regular-season win percentage against the AFC is the seventh-best in the League since the 1970 AFL-NFL merger (min. 100 games).

BEST WIN PCT. VS. AFC – SINCE 1970 (MIN. 100)

RANK	COACH	W	L	T	WIN PCT.
1.	Tony Dungy	79	29	0	.731
2.	John Madden	70	26	5	.724
3.	Andy Reid	136	63	1	.682
4.	Bill Belichick	227	121	0	.652
5.	Don Shula	190	111	2	.631
6.	Bill Cowher	115	68	0	.628
7.	Mike Tomlin	134	81	1	.623
8.	John Harbaugh	123	81	0	.603
9.	Marty Schottenheimer	142	95	1	.599
10.	Chuck Noll	147	105	1	.583

- Tomlin's 134 regular-season wins against the AFC are the second-most in the NFL since 2007.

MOST WINS VS. AFC – SINCE 2007

RANK	COACH	WINS
1.	Bill Belichick	145
2.	Mike Tomlin	134
3.	John Harbaugh	123
4.	Andy Reid	119
5.	Marvin Lewis	71

- Tomlin's .623 regular-season win percentage against the AFC is the third-best since 2007.

BEST WIN PCT. VS. AFC – SINCE 2007 (MIN. 100)

RANK	COACH	W	L	T	WIN PCT.
1.	Bill Belichick	145	59	0	.711
	Andy Reid	119	48	1	.711
3.	Mike Tomlin	134	81	1	.623
4.	John Harbaugh	123	81	0	.603
5.	Gary Kubiak	55	50	0	.524

- Tomlin's regular-season home record against the AFC is 75-33 (.694).
- Tomlin's 75 regular-season home wins against the AFC are the fifth-most in the League since the 1970 AFL-NFL merger.

MOST HOME WINS VS. AFC – SINCE 1970

RANK	COACH	WINS
1.	Bill Belichick	126
2.	Don Shula	110
3.	Chuck Noll	91
4.	Marty Schottenheimer	84
5.	Mike Tomlin	75
6.	Andy Reid	71
7.	John Harbaugh	71
8.	Mike Shanahan	68
9.	Chuck Knox	67
10.	Bill Cowher	64
	Dan Reeves	64
	Marv Levy	64

- Tomlin's .694 regular-season home win percentage against the AFC is the 10th-best in the League since the 1970 AFL-NFL merger (min. 75 games).

BEST HOME WIN PCT. VS. AFC – SINCE 1970 (MIN. 75)

RANK	COACH	W	L	T	WIN PCT.
1.	Don Shula	110	41	1	.727
2.	Bill Belichick	126	48	0	.724
3.	Chuck Noll	91	36	0	.717
4.	Chuck Knox	67	27	0	.713
5.	Marty Schottenheimer	84	34	0	.712
6.	Bill Cowher	64	26	0	.711
7.	Andy Reid	71	29	0	.710
8.	Dan Reeves	64	28	0	.696
	John Harbaugh	71	31	0	.696
10.	Mike Tomlin	75	33	0	.694

- Tomlin's regular-season road record against the AFC is 59-48-1 (.551).
- Tomlin's 59 regular-season road wins against the AFC are the fourth-most in the League since the 1970 AFL-NFL merger.

MOST ROAD WINS VS. AFC – SINCE 1970

RANK	COACH	WINS
1.	Bill Belichick	101
2.	Don Shula	80
3.	Andy Reid	65
4.	Mike Tomlin	59
5.	Marty Schottenheimer	58
6.	Chuck Noll	56
7.	John Harbaugh	52
8.	Bill Cowher	51
9.	Jeff Fisher	49
10.	Mike Shanahan	48
	Marv Levy	48

- Tomlin's .551 regular-season road win percentage against the AFC is the third-best in the League since the 1970 AFL-NFL merger (min. 75 games).

BEST ROAD WIN PCT. VS. AFC – SINCE 1970 (MIN. 75)

RANK	COACH	W	L	T	WIN PCT.
1.	Andy Reid	65	34	1	.655
2.	Bill Belichick	101	73	0	.580
3.	Mike Tomlin	59	48	1	.551
4.	Bill Cowher	51	42	0	.548
5.	Don Shula	80	70	1	.533
6.	John Harbaugh	52	50	0	.510
7.	Marty Schottenheimer	58	61	1	.487
8.	Mike Shanahan	48	52	0	.480
	Marv Levy	48	52	0	.480
10.	Jeff Fisher	49	59	0	.454

- Including the postseason, Tomlin has a .607 win percentage (141-91-1) against the AFC during his 18 years.

TOMLIN VS. NFC

- During his career, **Mike Tomlin's** regular-season record against the NFC is 49-26-1 (.651).
- His 49 regular-season wins against the NFC are the fourth-most by an AFC coach since the 1970 AFL-NFL merger.

MOST WINS VS. NFC BY AFC COACH – SINCE 1970

RANK	COACH	WINS
1.	Bill Belichick	75
2.	Don Shula	67
3.	Marty Schottenheimer	52
4.	Mike Tomlin	49
	John Harbaugh	49

- His .651 regular-season win percentage against the NFC is the sixth-best by an AFC coach since the 1970 AFL-NFL merger (min. 50 games).

BEST WIN PCT. VS. NFC BY AFC COACH – SINCE 1970 (MIN. 50)

RANK	COACH	W	L	T	WIN PCT.
1.	Don Shula	67	22	0	.753
2.	Andy Reid	38	14	0	.731
3.	John Harbaugh	49	23	0	.681
4.	Marty Schottenheimer	52	25	0	.675
5.	Jeff Fisher	44	22	0	.667
6.	Mike Tomlin	49	26	1	.651

- His 49 regular-season wins against the NFC are tied for the most by an AFC coach since 2007.

MOST WINS VS. NFC BY AFC COACH – SINCE 2007

RANK	COACH	WINS
1.	Mike Tomlin	49
	John Harbaugh	49
3.	Bill Belichick	46
4.	Andy Reid	38
5.	Sean McDermott	26

- His .651 regular-season win percentage against the NFC is the fourth-best by an AFC coach since 2007 (min. 25 games).

BEST WIN PCT. VS. NFC BY AFC COACH – SINCE 2007 (MIN. 25)

RANK	COACH	W	L	T	WIN PCT.
1.	Andy Reid	38	14	0	.731
2.	Sean McDermott	26	10	0	.722
3.	John Harbaugh	49	23	0	.681
4.	Mike Tomlin	49	26	1	.651
5.	Bill Belichick	46	25	0	.648

- His regular-season home record against the NFC is 27-10-1 (.724).
- His 27 regular-season home wins against the NFC are tied for the fifth-most by an AFC coach since the 1970 AFL-NFL merger.

MOST HOME WINS VS. NFC BY AFC COACH – SINCE 2017

RANK	COACH	WINS
1.	Bill Belichick	38
2.	Don Shula	36
3.	Marty Schottenheimer	28
	John Harbaugh	28
5.	Mike Tomlin	27
	Chuck Noll	27

- His .724 regular-season home win percentage against the NFC is the fifth-highest by an AFC coach since the 1970 AFL-NFL merger (min. 25 games).

BEST HOME WIN PCT. VS. NFC BY AFC COACH – SINCE 1970 (MIN. 25)

RANK	COACH	W	L	T	WIN PCT.
1.	Don Shula	36	7	0	.837
2.	Andy Reid	21	5	0	.805
3.	John Harbaugh	28	8	0	.778
4.	Chuck Noll	27	10	0	.730
5.	Mike Tomlin	27	10	1	.724

- His 27 regular-season home wins against the NFC are the second-most by an AFC coach since 2007.

MOST HOME WINS VS. NFC BY AFC COACH – SINCE 2007

RANK	COACH	WINS
1.	John Harbaugh	28
2.	Mike Tomlin	27
3.	Bill Belichick	22
4.	Andy Reid	21
5.	Marvin Lewis	14
	Sean McDermott	14

- His .724 regular-season home win percentage against the NFC is the fourth-best by an AFC coach since 2007 (min. 15 games).

BEST HOME WIN PCT. VS. NFC BY AFC COACH – SINCE 2007 (MIN. 15)

RANK	COACH	W	L	T	WIN PCT.
1.	Andy Reid	21	5	0	.808
2.	John Harbaugh	28	8	0	.778
	Sean McDermott	14	4	0	.778
4.	Mike Tomlin	27	10	1	.724
5.	Marvin Lewis	14	7	3	.646

- His regular-season road record against the NFC is 22-16 (.579).
- His 22 regular-season road wins against the NFC are tied for the fourth-most by an AFC coach since the 1970 AFL-NFL merger.

MOST ROAD WINS VS. NFC BY AFC COACH – SINCE 1970

RANK	COACH	WINS
1.	Bill Belichick	37
2.	Don Shula	31
3.	Marty Schottenheimer	24
4.	Mike Tomlin	22
	Jeff Fisher	22

- His .579 regular-season road win percentage against the NFC is the seventh-best by an AFC coach since the 1970 AFL-NFL merger (min. 25 games).

BEST ROAD WIN PCT. VS. NFC BY AFC COACH – SINCE 1970 (MIN. 25)

RANK	COACH	W	L	T	WIN PCT.
1.	Jeff Fisher	22	10	0	.688
2.	Don Shula	31	15	0	.674
3.	Andy Reid	17	9	0	.654
4.	Marty Schottenheimer	24	14	0	.632
5.	Bill Belichick	37	22	0	.627
6.	John Harbaugh	21	15	0	.583
7.	Mike Tomlin	22	16	0	.579

- Tomlin's 22 regular-season road wins against the NFC are the second-most by an AFC coach since 2007.

MOST ROAD WINS VS. NFC BY AFC COACH – SINCE 2007

RANK	COACH	WINS
1.	Bill Belichick	24
2.	Mike Tomlin	22
3.	John Harbaugh	21
4.	Andy Reid	17
5.	Sean McDermott	12

- Tomlin's .579 regular-season road winning percentage against the NFC is the sixth-best by an AFC coach since 2007 (min. 15 games).

BEST ROAD WIN PCT. VS. NFC BY AFC COACH – SINCE 2007 (MIN. 15)

RANK	COACH	W	L	T	WIN PCT.
1.	Bill Belichick	24	11	0	.686
2.	Sean McDermott	12	6	0	.667
3.	Andy Reid	17	9	0	.654
4.	Gary Kubiak	11	7	0	.611
5.	John Harbaugh	21	15	0	.583
6.	Mike Tomlin	22	16	0	.579

- Including the postseason, Tomlin has a .647 winning percentage (50-27-1) against the NFC during his 18 years.

TOMLIN ON MONDAY NIGHT FOOTBALL

- Mike Tomlin has guided the Steelers to a 21-3 (.875) record in Monday Night Football contests, including 11-0 (1.000) at Acrisure Stadium and 10-3 (.769) on the road.
- His 24 Monday Night Football games coached are the fourth-most since MNF debuted in 1970.

MOST MNF GAMES – SINCE 1970

RANK	COACH	GAMES
1.	Andy Reid	37
2.	Bill Belichick	33
3.	Sean Payton	28
4.	Mike Tomlin	24
5.	Mike McCarthy	23

- His 21 wins on Monday Night Football are the third-most since MNF debuted in 1970.

MOST MNF WINS – SINCE 1970

RANK	COACH	WINS
1.	Andy Reid	24
2.	Bill Belichick	22
3.	Mike Tomlin	21
4.	Sean Payton	19
5.	John Harbaugh	15

- His .875 win percentage on Monday Night Football is the highest since MNF debuted in 1970 (min. 15 games).

BEST MNF WIN PCT. – SINCE 1970 (MIN. 15)

RANK	COACH	W	L	T	WIN PCT.
1.	Mike Tomlin	21	3	0	.875
2.	Pete Carroll	14	4	0	.778
3.	John Harbaugh	15	7	0	.682
4.	Sean Payton	19	9	0	.679
5.	Bill Belichick	22	11	0	.667

- His 24 Monday Night Football games coached are the second-most since the start of the 2007 season.

MOST MNF GAMES – SINCE 2007

RANK	COACH	GAMES
1.	Sean Payton	27
2.	Mike Tomlin	24
3.	Bill Belichick	23
4.	Andy Reid	22
	John Harbaugh	22

- His 21 wins on Monday Night Football are the most in the NFL since the start of the 2007 season.

MOST MNF WINS – SINCE 2007

RANK	COACH	WINS
1.	Mike Tomlin	21
2.	Sean Payton	18
3.	Bill Belichick	16
4.	John Harbaugh	15
5.	Pete Carroll	14
	Andy Reid	14

- His .875 win percentage on Monday Night Football is the highest since the start of the 2007 season (min. 15 games).

BEST MNF WIN PCT. – SINCE 2007 (MIN. 15)

RANK	COACH	W	L	T	WIN PCT.
1.	Mike Tomlin	21	3	0	.875
2.	Pete Carroll	14	4	0	.778
3.	Bill Belichick	16	7	0	.696
4.	John Harbaugh	15	7	0	.682
5.	Sean Payton	19	9	0	.667

- His 11 Monday Night Football home games coached are tied for the sixth-most since MNF debuted in 1970.

MOST HOME MNF GAMES – SINCE 1970

RANK	COACH	GAMES
1.	Andy Reid	20
2.	Sean Payton	18
3.	Mike Shanahan	13
4.	Bill Belichick	12
	Mike McCarthy	12
6.	Mike Tomlin	11
	Pete Carroll	11

- His 11 home wins on Monday Night Football are the third-most since MNF debuted in 1970.

MOST HOME MNF WINS – SINCE 1970

RANK	COACH	WINS
1.	Andy Reid	13
2.	Sean Payton	12
3.	Mike Tomlin	11
4.	Bill Belichick	9
	Pete Carroll	9

- His 1.000 home win percentage on Monday Night Football is the highest since MNF debuted in 1970 (min. 10 games).

BEST HOME MNF WIN PCT. – SINCE 1970 (MIN. 10)

RANK	COACH	W	L	T	WIN PCT.
1.	Mike Tomlin	11	0	0	1.000
2.	Pete Carroll	9	2	0	.818
3.	Bill Belichick	9	3	0	.750
4.	Jon Gruden	7	3	0	.700
5.	Sean Payton	12	6	0	.667

- His 11 Monday Night Football home games coached are tied for the fourth-most since the start of the 2007 season.

MOST HOME MNF GAMES – SINCE 2007

RANK	COACH	GAMES
1.	Sean Payton	17
2.	Andy Reid	13
3.	Pete Carroll	12
4.	Mike Tomlin	11
	Mike McCarthy	11

- His 11 home wins on Monday Night Football are tied for the most in the NFL since the start of the 2007 season.

MOST HOME MNF WINS – SINCE 2007

RANK	COACH	WINS
1.	Mike Tomlin	11
	Sean Payton	11
3.	Pete Carroll	9
	Andy Reid	9
5.	Bill Belichick	7
	Mike McCarthy	7

- His 1.000 home win percentage on Monday Night Football is the best since the start of the 2007 season (min. 10 games).

BEST ROAD MNF WIN PCT. – SINCE 2007 (MIN. 10)

RANK	COACH	W	L	T	WIN PCT.
1.	Mike Tomlin	11	0	0	1.000
2.	Pete Carroll	9	2	0	.818
3.	Andy Reid	9	4	0	.692
4.	Sean Payton	11	6	0	.647
5.	Mike McCarthy	7	5	0	.583

- His 13 Monday Night Football road games coached are the fifth-most since MNF debuted in 1970.

MOST ROAD MNF GAMES – SINCE 1970

RANK	COACH	GAMES
1.	Bill Belichick	21
2.	John Harbaugh	18
3.	Andy Reid	17
4.	Tom Coughlin	15
5.	Mike Tomlin	13

- His 10 road wins on Monday Night Football are the fourth-most since MNF debuted in 1970.

MOST ROAD MNF WINS – SINCE 1970

RANK	COACH	WINS
1.	Bill Belichick	13
2.	John Harbaugh	12
3.	Andy Reid	11
4.	Mike Tomlin	10
5.	Sean Payton	7
	Tom Coughlin	7

- His .769 road win percentage on Monday Night Football is the highest since MNF debuted in 1970 (min. 10 games).

BEST ROAD MNF WIN PCT. – SINCE 1970 (MIN. 10)

RANK	COACH	W	L	T	WIN PCT.
1.	Mike Tomlin	10	3	0	.769
2.	Sean Payton	7	3	0	.700
3.	John Harbaugh	12	6	0	.667
4.	Andy Reid	11	6	0	.647
5.	Bill Belichick	13	8	0	.619

- His 13 Monday Night Football road games coached are the third-most since the start of the 2007 season.

MOST ROAD MNF GAMES – SINCE 2007

RANK	COACH	GAMES
1.	John Harbaugh	18
2.	Bill Belichick	14
3.	Mike Tomlin	13
4.	Sean Payton	10
	Tom Coughlin	10

- His 10 road wins on Monday Night Football are the second-most in the NFL since the start of the 2007 season.

MOST ROAD MNF WINS – SINCE 2007

RANK	COACH	WINS
1.	John Harbaugh	12
2.	Mike Tomlin	10
3.	Bill Belichick	9
4.	Sean Payton	7
5.	Andy Reid	5
	Tom Coughlin	5

- His .769 road winning percentage on Monday Night Football is the best since the start of the 2007 season (min. 10 games).

BEST ROAD MNF WIN PCT. – SINCE 2007 (MIN. 10)

RANK	COACH	W	L	T	WIN PCT.
1.	Mike Tomlin	10	3	0	.769
2.	Sean Payton	7	3	0	.700
3.	John Harbaugh	12	6	0	.667
4.	Bill Belichick	9	5	0	.643
5.	Tom Coughlin	5	5	0	.500

PRIMETIME SPECIALIST

- **Mike Tomlin** has guided Pittsburgh to a 53-31 (.631) record in regular-season primetime games.
- Tomlin's 84 games coached in primetime (7 p.m. ET or later) are the third-most in the NFL since the start of the 2000 season.

MOST PRIMETIME GAMES – SINCE 2000

RANK	COACH	GAMES
1.	Andy Reid	107
2.	Bill Belichick	96
3.	Mike Tomlin	84
4.	Mike McCarthy	83
5.	Sean Payton	64

- Tomlin's 53 wins in primetime games are the third-most in the NFL since the start of the 2000 season.

MOST PRIMETIME WINS – SINCE 2000

RANK	COACH	WINS
1.	Andy Reid	66
2.	Bill Belichick	61
3.	Mike Tomlin	53
4.	Mike McCarthy	45
5.	John Harbaugh	43

- Tomlin's .631 win percentage in primetime games is the fourth-best in the NFL since the start of the 2000 season (min. 50 games).

BEST PRIMETIME WIN PCT. – SINCE 2000 (MIN. 50)

RANK	COACH	W	L	T	WIN PCT.
1.	John Harbaugh	43	18	0	.705
2.	Pete Carroll	35	16	1	.683
3.	Bill Belichick	61	35	0	.635
4.	Mike Tomlin	53	31	0	.631
5.	Sean Payton	40	24	0	.625

- Tomlin's 41 home games coached in primetime are the third-most in the NFL since the start of the 2000 season.

MOST HOME PRIMETIME GAMES – SINCE 2000

RANK	COACH	GAMES
1.	Andy Reid	51
2.	Bill Belichick	45
3.	Mike Tomlin	41
4.	Mike McCarthy	39
5.	Sean Payton	35

- Tomlin's 30 home wins in primetime games are the third-most in the NFL since the start of the 2000 season.

MOST HOME PRIMETIME WINS – SINCE 2000

RANK	COACH	WINS
1.	Andy Reid	32
2.	Bill Belichick	31
3.	Mike Tomlin	30
4.	Mike McCarthy	28
5.	Pete Carroll	24
	Sean Payton	24

- Tomlin's .732 winning percentage in home primetime games is the third-best in the NFL since the start of the 2000 season (min. 25 games).

BEST HOME PRIMETIME WIN PCT. – SINCE 2007 (MIN. 25)

RANK	COACH	W	L	T	WIN PCT.
1.	John Harbaugh	22	3	0	.880
2.	Pete Carroll	24	7	0	.774
3.	Mike Tomlin	30	11	0	.732
4.	Mike McCarthy	28	11	0	.718
5.	Bill Belichick	31	14	0	.689

- Tomlin's 43 road games coached in primetime are the fourth-most in the NFL since the start of the 2000 season.

MOST ROAD PRIMETIME GAMES – SINCE 2000

RANK	COACH	GAMES
1.	Andy Reid	56
2.	Bill Belichick	51
3.	Mike McCarthy	44
4.	Mike Tomlin	43
5.	Tom Coughlin	37

- Tomlin's 23 road wins in primetime games are the third-most in the NFL since the start of the 2000 season.

MOST ROAD PRIMETIME WINS – SINCE 2000

RANK	COACH	WINS
1.	Andy Reid	34
2.	Bill Belichick	30
3.	Mike Tomlin	23
4.	John Harbaugh	21
5.	Mike McCarthy	17

- Tomlin's .535 winning percentage in road primetime games is the fifth-best in the NFL since the start of the 2000 season (min. 25 games).

BEST ROAD PRIMETIME WIN PCT. – SINCE 2000 (MIN. 25)

RANK	COACH	W	L	T	WIN PCT.
1.	Andy Reid	34	22	0	.607
2.	Bill Belichick	30	21	0	.588
3.	John Harbaugh	21	15	0	.583
4.	Sean Payton	16	13	0	.552
5.	Mike Tomlin	23	20	0	.535

TOMLIN AT ACRISURE STADIUM

- Mike Tomlin has guided Pittsburgh to a 102-43-1 (.702) regular-season record at Acrisure Stadium.
- Tomlin and joined **Chuck Noll** (119) as the only head coaches in Steelers history with at least 100 regular-season home victories.
- Tomlin has led Pittsburgh to at least six home wins in 10 of his 18 at the helm.
- His 102 regular-season home victories are the second-most in the NFL since 2007.

MOST REGULAR-SEASON HOME WINS – SINCE 2007

RANK	COACH	WINS
1.	Bill Belichick	104
2.	Mike Tomlin	102
3.	John Harbaugh	99
4.	Andy Reid	98
5.	Mike McCarthy	97

- His .702 regular-season home winning percentage is the fourth-highest in the NFL since 2007 (min. 75 games).

BEST REGULAR-SEASON HOME WIN PCT. – SINCE 2007 (MIN. 75)

RANK	COACH	W	L	T	WIN PCT.
1.	Bill Belichick	104	34	0	.754
2.	Mike McCarthy	97	37	2	.721
3.	John Harbaugh	99	39	0	.717
4.	Mike Tomlin	102	43	1	.702
5.	Pete Carroll	77	36	0	.681

- His 102 regular-season home victories are the 11th-most in NFL history.

MOST REGULAR-SEASON HOME WINS – NFL HISTORY

RANK	COACH	WINS
1.	Don Shula	183
2.	George Halas	182
3.	Bill Belichick	164
4.	Andy Reid	139
5.	Tom Landry	138
6.	Curly Lambeau	125
7.	Chuck Noll	119
8.	Dan Reeves	115
	Marty Schottenheimer	115
10.	Chuck Knox	113
11.	Mike Tomlin	102

- His .702 winning percentage in regular-season home games is the eighth-highest in NFL history (min. 100 games coached).

BEST REGULAR-SEASON HOME WIN PCT. IN NFL HISTORY (MIN. 100)

RANK	COACH	W	L	T	WIN PCT.
1.	Don Shula	183	59	3	.755
2.	Tony Dungy	78	26	0	.750
3.	George Halas	182	61	20	.749
4.	Mike Holmgren	101	35	0	.743
5.	John Harbaugh	99	39	0	.717
6.	Bill Cowher	85	34	1	.713
7.	Marty Schottenheimer	115	48	0	.706
8.	Mike Tomlin	102	43	1	.702
9.	Mike McCarthy	100	42	2	.701
	Bill Belichick	164	70	0	.701

TOMLIN AWAY FROM ACRISURE STADIUM

- **Mike Tomlin** has guided Pittsburgh to a 81-64-1 (.558) regular-season road record.
- Tomlin earned his 75th regular-season road win in Week 17 of 2023 at Seattle. He is the only head coach in franchise history with 75 or more regular-season road wins.
- Tomlin has led Pittsburgh to at least four road wins in 12 of his first 18 seasons as the team's head coach and five road wins in 10 of his 18 at the helm.
- Tomlin's 81 regular-season road wins are the eighth-most in NFL history.

MOST ROAD WINS – NFL HISTORY

RANK	COACH	WINS
1.	Don Shula	145
2.	Bill Belichick	138
3.	George Halas	136
4.	Andy Reid	134
5.	Tom Landry	112
6.	Curly Lambeau	101
7.	Marty Schottenheimer	85
8.	Mike Tomlin	81
9.	Jeff Fisher	80
	Sean Payton	80

- Tomlin's 81 regular-season road wins are tied for the fifth-most since the 1970 AFL-NFL merger.

MOST ROAD WINS – SINCE 1970

RANK	COACH	WINS
1.	Bill Belichick	138
2.	Andy Reid	134
3.	Don Shula	111
4.	Marty Schottenheimer	85
5.	Mike Tomlin	81
	Tom Landry	81
7.	Jeff Fisher	80
	Sean Payton	80
9.	Tom Coughlin	78
10.	Bill Parcells	75
	Dan Reeves	75

- Tomlin's .558 regular-season road win percentage is the 10th-best in NFL history (min. 100 games).

BEST ROAD WIN PCT. – NFL HISTORY (MIN. 100)

RANK	COACH	W	L	T	WIN PCT.
1.	Andy Reid	134	75	1	.640
2.	George Halas	136	87	11	.610
3.	Don Shula	145	97	3	.599
4.	Bill Belichick	138	95	0	.592
5.	Tony Dungy	61	43	0	.587
6.	Sean Payton	80	58	0	.580
7.	Curly Lambeau	101	77	13	.567
8.	Paul Brown	74	57	5	.565
9.	Bud Grant	71	56	2	.559
10.	Mike Tomlin	81	64	1	.558

- Tomlin's .558 regular-season road win percentage is the eighth-best in since the 1970 AFL-NFL merger (min. 100 games).

BEST ROAD WIN PCT. – SINCE 1970 (MIN. 100)

RANK	COACH	W	L	T	WIN PCT.
1.	Andy Reid	134	75	1	.640
2.	Bill Belichick	138	95	0	.592
3.	Tony Dungy	61	43	0	.587
4.	Sean Payton	80	58	0	.580
5.	Tom Landry	81	59	0	.579
6.	Don Shula	111	85	1	.566
7.	Bud Grant	60	47	1	.560
8.	Mike Tomlin	81	64	1	.558
9.	Joe Gibbs	69	56	0	.552
10.	Bill Cowher	64	56	0	.533

- Tomlin's 81 regular-season road wins are the second-most among active head coaches.

MOST ROAD WINS – ACTIVE COACH

RANK	COACH	WINS
1.	Andy Reid	134
2.	Mike Tomlin	81
3.	Sean Payton	80
4.	John Harbaugh	73
5.	Sean McVay	39

- Tomlin's .558 regular-season road win percentage is the fifth-best among active head coaches (min. 50 games).

BEST ROAD WIN PCT. – ACTIVE COACH (MIN. 50)

RANK	COACH	W	L	T	WIN PCT.
1.	Andy Reid	134	75	1	.640
2.	Sean McVay	39	27	0	.591
3.	Matt LaFleur	29	21	0	.580
4.	Sean McDermott	37	28	0	.569
5.	Mike Tomlin	81	64	1	.558

- Tomlin's 81 regular-season road wins are the third-most in the NFL since the start of the 2007 season.

MOST ROAD WINS – SINCE 2007

RANK	COACH	WINS
1.	Andy Reid	95
2.	Bill Belichick	87
3.	Mike Tomlin	81
4.	Sean Payton	74
5.	John Harbaugh	73

- Tomlin's .558 regular-season road win percentage is the fourth-best in the NFL since the start of the 2007 season (min. 100 games).

BEST ROAD WIN PCT. – SINCE 2007 (MIN. 100)

RANK	COACH	W	L	T	WIN PCT.
1.	Andy Reid	95	50	1	.654
2.	Bill Belichick	87	50	0	.635
3.	Sean Payton	74	56	0	.569
4.	Mike Tomlin	81	64	1	.558
5.	Pete Carroll	60	53	1	.531

- Including the postseason, Tomlin has a .542 road win percentage (83-70-1) during his 18 years.

TOMLIN IN ONE-SCORE GAMES

- Mike Tomlin has guided Pittsburgh to a 104-64-2 (.618) record in regular-season games decided by one score (eight points or less).
- Tomlin's 104 regular-season wins in games decided by one score (eight points or less) are the fifth-most in the League since the 1970 AFL-NFL merger.

MOST WINS IN ONE-SCORE GAMES – SINCE 1970

RANK	COACH	WINS
1.	Andy Reid	121
2.	Bill Belichick	120
3.	Don Shula	106
4.	Dan Reeves	105
5.	Mike Tomlin	104

- Tomlin's .614 regular-season win percentage in games decided by one score (eight points or less) is the second-best in the NFL since the 1970 AFL-NFL merger (min. 100 games).

BEST WIN PCT. IN ONE-SCORE GAMES – SINCE 1970 (MIN. 100)

RANK	COACH	W	L	T	WIN PCT.
1.	Tony Dungy	67	42	0	.615
2.	Mike Tomlin	104	65	2	.614
3.	Don Shula	106	67	2	.612
4.	Marty Schottenheimer	98	66	1	.597
5.	Bud Grant	67	45	2	.596

- Tomlin's 104 regular-season wins in games decided by one score (eight points or less) are the most in the NFL since 2007.

MOST WINS IN ONE-SCORE GAMES – SINCE 2007

RANK	COACH	WINS
1.	Mike Tomlin	104
2.	Andy Reid	89
3.	John Harbaugh	76
4.	Mike McCarthy	71
5.	Bill Belichick	69

- Tomlin's .614 regular-season win percentage in games decided by one score (eight points or less) is the best in the NFL since 2007 (min. 75 games).

BEST WIN PCT. IN ONE-SCORE GAMES – SINCE 2007 (MIN. 75)

RANK	COACH	W	L	T	WIN PCT.
1.	Mike Tomlin	104	65	2	.614
2.	Bill Belichick	69	50	0	.580
3.	Andy Reid	89	67	1	.570
4.	Mike McCarthy	71	57	2	.554
5.	Jason Garrett	44	38	0	.537

TOMLIN VS. ROOKIE STARTING QB

- Pittsburgh is 26-6 (.813) in the regular season under head coach Mike Tomlin when facing a rookie starting QB.
- Tomlin's 26 victories when facing a rookie starting QB are tied for the most since the 1970 AFL-NFL merger.

MOST WINS VS. ROOKIE STARTING QB – SINCE 1970

RANK	COACH	WINS
1.	Mike Tomlin	26
	Bill Belichick	25
3.	John Harbaugh	25
	Sean Payton	24
5.	Andy Reid	23

- Tomlin's .813 winning percentage when facing a rookie starting QB is the second-highest since the 1970 AFL-NFL merger (min. 20 games).

HIGHEST WIN PCT VS. ROOKIE STARTING QB – SINCE 1970 (MIN. 20)

RANK	COACH	W	L	T	WIN PCT.
1.	Don Shula	19	4	0	.826
2.	Mike Tomlin	26	6	0	.813
3.	John Harbaugh	25	7	0	.781
4.	Pete Carroll	17	5	0	.773
5.	Marty Schottenheimer	15	5	0	.750

TOMLIN FOLLOWING BYE WEEK

- Mike Tomlin has guided the Steelers to a 14-4 (.778) record in games following a bye week, including 6-1 (.857) at Acrisure Stadium and 8-3 (.727) on the road.
- Tomlin's 14 wins following a bye week are tied for the most in the NFL since 2007.

MOST VICTORIES FOLLOWING A BYE WEEK – SINCE 2007

RANK	COACH	WINS
1.	Mike Tomlin	14
	Andy Reid	14
	John Harbaugh	14
4.	Bill Belichick	11
	Mike McCarthy	11
	Sean Payton	11

- Tomlin's .778 win percentage following a bye week is tied for the second-best in the NFL since 2007 (min. 10 games played).

BEST WIN PCT. FOLLOWING A BYE WEEK – SINCE 2007 (MIN. 10)

RANK	COACH	W	L	T	WIN PCT.
1.	John Harbaugh	14	3	0	.824
2.	Mike Tomlin	14	4	0	.778
	Andy Reid	14	4	0	.778
4.	Sean Payton	11	5	0	.688
5.	Bill Belichick	11	6	0	.647
	Mike McCarthy	11	6	0	.647

- Tomlin's six home victories following a bye week are the fifth-most in the NFL since 2007.

MOST HOME VICTORIES FOLLOWING A BYE WEEK – SINCE 2007

RANK	COACH	WINS
1.	John Harbaugh	10
2.	Sean Payton	8
3.	Sean McDermott	7
	Andy Reid	7
5.	Mike Tomlin	6

- Tomlin's .857 home winning percentage following a bye week is the second-highest in the NFL since 2007 (min. seven games played).

BEST HOME WIN PCT. FOLLOWING A BYE WEEK – SINCE 2007 (MIN. 7)

RANK	COACH	W	L	T	WIN PCT.
1.	Sean McDermott	7	0	0	1.000
2.	Mike Tomlin	6	1	0	.857
3.	John Harbaugh	10	2	0	.833
4.	Sean Payton	8	2	0	.800
5.	Andy Reid	7	2	0	.778

- Tomlin's eight road victories following a bye week are the most in the NFL since 2007.

MOST ROAD VICTORIES FOLLOWING A BYE WEEK – SINCE 2007

RANK	COACH	WINS
1.	Mike Tomlin	8
2.	Andy Reid	7
	Bill Belichick	7
4.	Mike McCarthy	6
5.	Pete Carroll	5

- Tomlin's .727 road winning percentage following a bye week is the second-highest in the NFL since 2007 (min. seven games played).

BEST ROAD WIN PCT. FOLLOWING A BYE WEEK – SINCE 2007 (MIN. 7)

RANK	COACH	W	L	T	WIN PCT.
1.	Andy Reid	7	2	0	.778
2.	Mike Tomlin	8	3	0	.727
3.	Bill Belichick	7	4	0	.636
4.	Jason Garrett	4	3	0	.571
5.	Mike McCarthy	6	5	0	.545

- Tomlin's 14 victories following a bye week each are tied for the third-most in the NFL since 1990.

MOST VICTORIES FOLLOWING A BYE WEEK – SINCE 1990

RANK	COACH	WINS
1.	Andy Reid	22
2.	Bill Belichick	18
3.	Mike Tomlin	14
	John Harbaugh	14
5.	Tom Coughlin	12
	Mike McCarthy	12

- Tomlin's .778 winning percentage following a bye week is the third-highest in the NFL since 1990 (min. 15 games).

BEST WIN PCT. FOLLOWING A BYE WEEK – SINCE 1990 (MIN. 15)

RANK	COACH	W	L	T	WIN PCT.
1.	Andy Reid	22	4	0	.846
2.	John Harbaugh	14	3	0	.824
3.	Mike Tomlin	14	4	0	.778
4.	Marty Schottenheimer	11	5	0	.688
5.	Mike McCarthy	12	6	0	.667

TOMLIN VS. OPPONENT COMING OFF BYE WEEK

- **Mike Tomlin** has guided the Steelers to a 10-7-1 (.583) record in games vs. opponent coming off a bye week, including 6-2-1 (.722) at Acrisure Stadium and 4-5 (.444) on the road.
- Tomlin's 10 victories vs. opponent coming off a bye week are tied for the third-most in the NFL since 2007.

MOST VICTORIES VS. OPP. COMING OFF BYE WEEK – SINCE 2007

RANK	COACH	WINS
1.	Bill Belichick	13
2.	Sean Payton	12
3.	Mike Tomlin	10
	John Harbaugh	10
	Mike McCarthy	10

- Tomlin's .583 win percentage vs. opponent coming off a bye week is the fourth-best in the NFL since 2007 (min. 12 games played).

BEST WIN PCT. VS. OPP. COMING OFF BYE WEEK – SINCE 2007 (MIN. 12)

RANK	COACH	W	L	T	WIN PCT.
1.	Bill Belichick	13	4	0	.765
2.	Sean Payton	12	6	0	.667
3.	John Harbaugh	10	6	0	.625
4.	Mike Tomlin	10	7	1	.583
5.	Mike McCarthy	10	9	0	.526

- Tomlin's six home victories vs. opponent coming off a bye week are tied for the second-most in the NFL since 2007.

MOST HOME VICTORIES VS. OPP. COMING OFF BYE WEEK – SINCE 2007

RANK	COACH	WINS
1.	Pete Carroll	7
2.	Mike Tomlin	6
	Bill Belichick	6
	Matt LaFleur	6
	Sean Payton	6
	John Harbaugh	6
	Mike Smith	6

- Tomlin's .722 home win percentage vs. opponent coming off a bye week is the fourth-highest in the NFL since 2007 (min. seven games played).

BEST HOME WIN PCT. VS. OPP. COMING OFF BYE WEEK – SINCE 2007 (MIN. 7)

RANK	COACH	W	L	T	WIN PCT.
1.	Bill Belichick	6	1	0	.857
	Matt LaFleur	6	1	0	.857
	John Harbaugh	6	1	0	.857
4.	Mike Tomlin	6	2	1	.722
5.	Jim Caldwell	5	2	0	.714

OCTOBER REIGN

- **Mike Tomlin** has guided the Steelers to a 47-22 (.681) record in October.
- His 47 wins in October are tied for the eighth-most in the NFL since the 1970 AFL-NFL merger.

MOST OCTOBER WINS – SINCE 1970

RANK	COACH	WINS
1.	Bill Belichick	83
2.	Don Shula	71
3.	Andy Reid	62
4.	Chuck Noll	57
5.	Chuck Knox	52
6.	Sean Payton	50
7.	Tom Coughlin	49
8.	Mike Tomlin	47
	Marty Schottenheimer	47
	Tom Landry	47

- His .681 win percentage in October is the fourth-best in the NFL since the 1970 AFL-NFL merger (min. 50 games).

BEST OCTOBER WIN PCT. – SINCE 1970 (MIN. 50)

RANK	COACH	W	L	T	WIN PCT.
1.	Sean Payton	50	17	0	.746
2.	Bill Cowher	40	17	0	.702
3.	Bill Belichick	83	36	0	.697
4.	Mike Tomlin	47	22	0	.681
5.	Mike McCarthy	45	22	0	.672

- His 47 wins in October are the third-most in the NFL since 2007.

MOST OCTOBER WINS – SINCE 2007

RANK	COACH	WINS
1.	Bill Belichick	54
2.	Sean Payton	48
3.	Mike Tomlin	47
4.	Mike McCarthy	43
	Andy Reid	43

- His .681 win percentage in October is the fifth-best in the NFL since 2007 (min. 25 games).

BEST OCTOBER WIN PCT. – SINCE 2007 (MIN. 25)

RANK	COACH	W	L	T	WIN PCT.
1.	Sean Payton	48	15	0	.762
2.	Tom Coughlin	29	9	0	.743
3.	Bill Belichick	54	19	0	.740
4.	Mike McCarthy	43	20	0	.683
5.	Mike Tomlin	47	22	0	.681

- Tomlin is 28-9 (.757) in October home games since 2007.
- His 28 home wins in October are the second-most in the NFL since 2007.

MOST OCTOBER HOME WINS – SINCE 2007

RANK	COACH	WINS
1.	Bill Belichick	29
2.	Mike Tomlin	28
3.	Sean Payton	27
4.	Mike McCarthy	25
5.	Andy Reid	20

- His .757 home win percentage in October is the fifth-best in the NFL since 2007 (min. 15 games).

BEST OCTOBER HOME WIN PCT. – SINCE 2007 (MIN. 15)

RANK	COACH	W	L	T	WIN PCT.
1.	Tom Coughlin	15	3	0	.833
2.	Sean Payton	27	6	0	.818
3.	Bill Belichick	29	8	0	.784
4.	Mike McCarthy	25	8	0	.758
5.	Mike Tomlin	28	9	0	.757

- Tomlin is 19-13 (.594) in October road games since 2007.
- His 19 road wins in October are tied for the fifth-most in the NFL since 2007.

MOST OCTOBER ROAD WINS – SINCE 2007

RANK	COACH	WINS
1.	Bill Belichick	25
2.	Andy Reid	23
3.	Sean Payton	21
4.	Pete Carroll	20
5.	Mike Tomlin	19
	John Harbaugh	19

AUTUMN CARRIES MORE (BLACK) GOLD IN ITS POCKET

- **Mike Tomlin** has guided the Steelers to a 45-24-1 (.650) record in November.
- His .650 win percentage in November is the fourth-best in the NFL since the 1970 AFL-NFL merger (min. 50 games).

BEST NOVEMBER WIN PCT. – SINCE 1970 (MIN. 50)

RANK	COACH	W	L	T	WIN PCT.
1.	Tony Dungy	42	14	0	.750
2.	John Harbaugh	48	20	0	.706
3.	Marty Schottenheimer	56	29	1	.657
4.	Mike Tomlin	45	24	1	.650
5.	Sean Payton	44	24	0	.647

- His 45 wins in November are the second-most in the NFL since 2007.

MOST NOVEMBER WINS – SINCE 2007

RANK	COACH	WINS
1.	John Harbaugh	48
2.	Mike Tomlin	45
3.	Andy Reid	44
4.	Bill Belichick	42
	Sean Payton	42

- His .650 win percentage in November is the fourth-best in the NFL since 2007 (min. 25 games).

BEST NOVEMBER WIN PCT. – SINCE 2007 (MIN. 25)

RANK	COACH	W	L	T	WIN PCT.
1.	John Harbaugh	48	20	0	.706
2.	Bill Belichick	42	19	0	.689
3.	Sean Payton	42	22	0	.656
4.	Mike Tomlin	45	24	1	.650
5.	Mike Zimmer	20	11	0	.645
	Mike Smith	20	11	0	.645

- Tomlin is 23-9-1 (.712) in November home games since 2007.

- His 23 home wins in November are tied for the third-most in the NFL since 2007.
- His 48 wins in December are the third-most in the NFL since 2007.

MOST NOVEMBER HOME WINS – SINCE 2007

RANK	COACH	WINS
1.	John Harbaugh	29
2.	Andy Reid	25
3.	Mike Tomlin	23
	Bill Belichick	23
	Sean Payton	23

- His .712 home win percentage in November is the fourth-best in the NFL since 2007 (min. 20 games).

BEST NOVEMBER HOME WIN PCT. – SINCE 2007 (MIN. 20)

RANK	COACH	W	L	T	WIN PCT.
1.	John Harbaugh	29	7	0	.806
2.	Bill Belichick	23	6	0	.793
3.	Sean Payton	23	9	0	.719
4.	Mike Tomlin	23	9	1	.712
5.	Andy Reid	25	13	0	.658

- Tomlin is 22-15 (.595) in November road games since 2007.
- His 22 road wins in November are the most in the NFL since 2007.

MOST NOVEMBER ROAD WINS – SINCE 2007

RANK	COACH	WINS
1.	Mike Tomlin	22
2.	Bill Belichick	19
	Andy Reid	19
	Sean Payton	19
	John Harbaugh	19

- His .595 road win percentage in November is the best in the NFL since 2007 (min. 20 games).

BEST NOVEMBER ROAD WIN PCT. – SINCE 2007 (MIN. 20)

RANK	COACH	W	L	T	WIN PCT.
1.	Mike Tomlin	22	15	0	.595
2.	Bill Belichick	19	13	0	.594
	John Harbaugh	19	13	0	.594
	Sean Payton	19	13	0	.594
5.	Andy Reid	19	13	1	.591

TOMLIN IN DECEMBER

- **Mike Tomlin** has guided the Steelers to a 48-32 (.600) record in December.
- His 48 wins in December are the seventh-most in the NFL since the 1970 AFL-NFL merger.

MOST DECEMBER WINS – SINCE 1970

RANK	COACH	WINS
1.	Bill Belichick	83
2.	Andy Reid	79
3.	Don Shula	59
4.	Mike McCarthy	50
	Marty Schottenheimer	50
6.	Jeff Fisher	49
7.	Mike Tomlin	48
8.	John Harbaugh	46
	Mike Holmgren	46
10.	Bill Parcells	45
	Dan Reeves	45

MOST DECEMBER WINS – SINCE 2007

RANK	COACH	WINS
1.	Andy Reid	57
2.	Bill Belichick	51
3.	Mike Tomlin	48
4.	Mike McCarthy	46
	John Harbaugh	46

- Tomlin is 31-14 (.689) in December home games since 2007.
- His 31 home wins in December are the most in the NFL since 2007.

MOST DECEMBER HOME WINS – SINCE 2007

RANK	COACH	WINS
1.	Mike Tomlin	31
2.	Andy Reid	30
3.	Mike McCarthy	29
4.	John Harbaugh	29
5.	Bill Belichick	25

- His .689 home win percentage in December is the fifth-best in the NFL since 2007 (min. 20 games).

BEST DECEMBER HOME WIN PCT. – SINCE 2007 (MIN. 20)

RANK	COACH	W	L	T	WIN PCT.
1.	Mike McCarthy	29	5	0	.853
2.	John Harbaugh	29	10	0	.745
3.	Andy Reid	30	11	0	.732
4.	Bill Belichick	25	11	0	.694
5.	Mike Tomlin	31	14	0	.689

- Tomlin is 17-18 (.486) in December road games since 2007.
- His 17 road wins in December are tied for the fourth-most in the NFL since 2007.

MOST DECEMBER ROAD WINS – SINCE 2007

RANK	COACH	WINS
1.	Andy Reid	27
2.	Bill Belichick	26
3.	Sean Payton	20
4.	Mike Tomlin	17
	Mike McCarthy	17
	John Harbaugh	17

TOMLIN ON NINE DAYS REST

- **Mike Tomlin** has guided the Steelers to a 14-5 (.737) record on nine days rest, including 7-3 (.700) at home and 7-2 (.778) on the road.
- His 14 victories on nine days rest are the most in the League since the 1970 AFL-NFL merger.

MOST VICTORIES ON NINE DAYS REST – SINCE 1970

RANK	COACH	WINS
1.	Mike Tomlin	14
	Mike McCarthy	14
3.	Bill Belichick	13
4.	Andy Reid	11
	John Harbaugh	11
	Tom Landry	11

- His .737 win percentage on nine days rest is the third-best in the League since the 1970 AFL-NFL merger (min. 15 games).

BEST WIN PCT. ON NINE DAYS REST – SINCE 1970 (MIN. 15)

RANK	COACH	W	L	T	WIN PCT.
1.	Mike McCarthy	14	3	0	.824
2.	Bill Belichick	13	4	0	.765
3.	Mike Tomlin	14	5	0	.737
4.	Tom Landry	11	5	0	.688
5.	Andy Reid	11	6	0	.647
	John Harbaugh	11	6	0	.647

- Tomlin's 14 victories on nine days rest are the most in the NFL since 2007.

MOST VICTORIES ON NINE DAYS REST – SINCE 2007

RANK	COACH	WINS
1.	Mike Tomlin	14
2.	Mike McCarthy	13
3.	John Harbaugh	11
4.	Andy Reid	10
	Bill Belichick	10
	Sean Payton	10

- Tomlin's .737 winning percentage on nine days rest is the fourth-highest in the NFL since 2007 (min. 10 games played).

BEST WIN PCT. ON NINE DAYS REST – SINCE 2007 (MIN. 10)

RANK	COACH	W	L	T	WIN PCT.
1.	Mike McCarthy	13	3	0	.813
2.	Bill Belichick	10	3	0	.769
	Sean Payton	10	3	0	.769
4.	Mike Tomlin	14	5	0	.737
5.	John Harbaugh	11	6	0	.647

- Tomlin's seven home victories on nine days rest are the most in the NFL since 2007.

MOST HOME VICTORIES ON NINE DAYS REST – SINCE 2007

RANK	COACH	WINS
1.	Mike Tomlin	7
2.	Mike McCarthy	6
3.	Andy Reid	5
	Sean Payton	5
	Bill Belichick	5

- Tomlin's .700 home win percentage on nine days rest is the fourth-highest in the NFL since 2007 (min. six games).

BEST ROAD WIN PCT. ON NINE DAYS REST – SINCE 2007 (MIN. 6)

RANK	COACH	W	L	T	WIN PCT.
1.	Mike McCarthy	6	0	0	1.000
2.	Sean Payton	5	2	0	.714
	Bill Belichick	5	2	0	.714
4.	Mike Tomlin	7	3	0	.700
5.	Bruce Arians	4	2	0	.667
	John Harbaugh	4	2	0	.667

- Tomlin's seven road victories on nine days rest are tied for the most in the NFL since 2007.

MOST ROAD VICTORIES ON NINE DAYS REST – SINCE 2007

RANK	COACH	WINS
1.	Mike Tomlin	7
	Mike McCarthy	7
	John Harbaugh	7
4.	Sean McVay	6
5.	Bill Belichick	5
	Sean Payton	5
	Andy Reid	5

- Tomlin's .778 road win percentage on nine days rest is the fourth-highest in the NFL since 2007.

BEST ROAD WIN PCT. ON NINE DAYS REST – SINCE 2007 (MIN. 6)

RANK	COACH	W	L	T	WIN PCT.
1.	Sean McVay	6	0	0	1.000
2.	Sean Payton	5	1	0	.833
	Bill Belichick	5	1	0	.833
4.	Mike Tomlin	7	2	0	.778
5.	Andy Reid	5	2	0	.714

- His .778 road win percentage on nine days rest is the highest since the 1970 AFL-NFL merger (min. 8 games).

BEST ROAD WIN PCT. ON NINE DAYS REST – SINCE 1970 (MIN. 8)

RANK	COACH	W	L	T	WIN PCT.
1.	Mike Tomlin	7	2	0	.778
2.	Bill Belichick	6	2	0	.750
3.	Mike McCarthy	8	3	0	.727
4.	Tom Landry	8	4	0	.667
5.	John Harbaugh	7	4	0	.636

TOMLIN ON FIVE DAYS REST

- **Mike Tomlin** has guided the Steelers to a 16-9-1 (.635) record on five days rest, including 11-7-1 (.605) at home and 5-2 (.714) on the road.
- The Steelers has won eight of their last 11 games on five days rest (8-2-1, .773).
- Tomlin's 16 victories on five days rest are the sixth-most in the NFL since 2007.

MOST WINS ON FIVE DAYS REST – SINCE 2007

RANK	COACH	WINS
1.	Bill Belichick	19
	John Harbaugh	19
3.	Mike McCarthy	18
4.	Andy Reid	17
	Sean Payton	17
6.	Mike Tomlin	16

- Tomlin's .635 regular-season win percentage on five days rest is the fifth-best in the NFL since 2007 (min. 15 games).

BEST WIN PCT. ON FIVE DAYS REST – SINCE 2007 (MIN. 15)

RANK	COACH	W	L	T	WIN PCT.
1.	Mike McCarthy	18	5	0	.783
2.	Bill Belichick	19	6	0	.760
3.	Sean Payton	17	9	0	.654
	Andy Reid	17	9	0	.654
5.	Mike Tomlin	16	9	1	.635

- Tomlin's .635 regular-season win percentage on five days rest is the ninth-best in the NFL since the 1970 AFL-NFL merger (min. 25 games).

BEST WIN PCT. ON FIVE DAYS REST – SINCE 1970 (MIN. 25)

RANK	COACH	W	L	T	WIN PCT.
1.	George Seifert	19	6	0	.760
2.	Joe Gibbs	27	9	0	.750
3.	Mike Shanahan	25	9	0	.735
4.	Bud Grant	22	8	0	.733
5.	Mike McCarthy	18	7	0	.720
6.	Marv Levy	18	8	0	.692
7.	Dan Reeves	24	11	0	.686
8.	Bill Belichick	30	14	0	.682
9.	Mike Tomlin	16	9	1	.635
10.	John Harbaugh	19	11	0	.633

OUT OF THE GATE

- **Mike Tomlin**, Kansas City's Andy Reid and Baltimore's John Harbaugh are the only active head coaches who have won at least 10 Kickoff Weekend games.

MOST KICKOFF WEEKEND WINS – ACTIVE COACH

RANK	COACH	WINS
1.	Andy Reid	17
2.	John Harbaugh	12
3.	Mike Tomlin	11
4.	Sean Payton	8
5.	Sean McVay	6

- Tomlin's 18 games coached on Kickoff Weekend is tied for the 13th-most in the League since the 1970 AFL-NFL merger.

MOST KICKOFF WEEKEND GAMES COACHED – SINCE 1970

RANK	COACH	GAMES
1.	Bill Belichick	29
2.	Andy Reid	26
3.	Don Shula	25
4.	Dan Reeves	23
5.	Chuck Noll	22
	Chuck Knox	22
7.	Jeff Fisher	21
8.	Tom Coughlin	20
	Mike Shanahan	20
	Marty Schottenheimer	20
11.	Bill Parcells	19
	Tom Landry	19
13.	Mike Tomlin	18
	Mike McCarthy	18
	Pete Carroll	18

- Tomlin's 11 victories on Kickoff Weekend are tied for the 11th-most in the League since the 1970 AFL-NFL merger.

MOST KICKOFF WEEKEND WINS – SINCE 1970

RANK	COACH	WINS
1.	Bill Belichick	18
2.	Andy Reid	17
3.	Tom Landry	16
4.	Mike Shanahan	15
5.	Chuck Noll	13
	Dan Reeves	13
	Don Shula	13
8.	John Harbaugh	12
	Jeff Fisher	12
	Marty Schottenheimer	12
11.	Mike Tomlin	11
	Six other coaches	11

- Tomlin's .639 winning percentage in games Kickoff Weekend is the sixth-highest in the League since the 1970 AFL-NFL merger (min. 15 games).

BEST KICKOFF WEEKEND WIN PCT. – SINCE 1970 (MIN. 15)

RANK	COACH	W	L	T	WIN PCT.
1.	Tom Landry	16	3	0	.842
2.	Mike Shanahan	15	5	0	.750
3.	Bud Grant	11	4	0	.733
4.	John Harbaugh	12	5	0	.706
5.	Andy Reid	17	9	0	.654
6.	Mike Tomlin	11	6	1	.639
7.	Marv Levy	10	6	0	.625
8.	Bill Belichick	18	11	0	.621
9.	Pete Carroll	11	7	0	.611
	Mike McCarthy	11	7	0	.611

DOWN THE STRETCH

- **Mike Tomlin** has guided the Steelers to a 28-12 (.700) record in Weeks 16-18, including 17-3 (.850) at home and 11-9 (.550) on the road
- Tomlin's 28 victories in Weeks 16-18 are the third-most in the League since the 1970 AFL-NFL merger.

MOST WINS IN WEEKS 16-18 – SINCE 1970

RANK	COACH	WINS
1.	Bill Belichick	38
2.	Andy Reid	34
3.	Mike Tomlin	28
4.	Mike Holmgren	26
5.	Mike McCarthy	24
	Marty Schottenheimer	24

- Tomlin's .700 win percentage in Weeks 16-18 is the second-highest in the League since the 1970 AFL-NFL merger (min. 20 games).

BEST WIN PCT. IN WEEKS 16-18 – SINCE 1970 (MIN. 20)

RANK	COACH	W	L	T	WIN PCT.
1.	Mike Holmgren	26	9	0	.743
2.	Mike Tomlin	28	12	0	.700
3.	Joe Gibbs	16	8	0	.667
4.	Sean McVay	13	7	0	.650
5.	Marty Schottenheimer	24	13	0	.649

TOMLIN'S RECORD WHEN			
Overall	183	107	2
Home	102	43	1
Away	81	64	1
In overtime	9	7	2
Grass	143	79	2
Turf	40	28	0
Indoors	17	9	0
Outdoors	166	98	2
AFC	134	81	1
AFC North	73	34	1
AFC East	16	20	0
AFC South	25	11	0
AFC West	20	16	0
NFC	49	26	1
NFC North	10	6	1
NFC East	12	9	0
NFC South	13	4	0
NFC West	14	7	0
Playoffs	8	11	0
Wild Card	2	7	0
Divisional	3	2	0
Title Game	2	1	0
Super Bowl	1	1	0
On Sunday Night Football	22	16	0
On Monday Night Football	21	3	0
On Thursday Night Football	9	11	0
On Saturday	4	3	0
On Sunday at 1 p.m. ET	96	45	2
On Sunday at 4:25 p.m. ET	29	27	0
In September	33	27	1
In October	47	22	0
In November	45	24	1
In December	48	32	0
In January	10	2	0
Coming off a loss	64	39	0
Coming off a win	108	60	1
Coming off a tie	0	2	0
Opponent Coming off a loss	79	51	1
Opponent Coming off a win	92	50	0
Opponent Coming off a tie	1	0	0
Coming off a Bye	14	4	0
Opponent coming off a Bye	10	7	1
Scoring first	115	37	2
Opponent scores first	68	70	0
Leading at any point	181	59	2
Trailing at any point	111	106	1
Leading at halftime	125	22	1
Tied at halftime	15	9	1
Trailing at halftime	43	76	0
Decided by 3 points or fewer	39	34	2
Decided by 7 points or fewer	94	64	2
Decided by 8 pts or fewer	104	65	2
Leading after three quarters	136	18	1
Tied after three quarters	13	8	0
Trailing after three quarters	34	81	1
Scoring 40+ points	12	0	0
Scoring 30-39 points	41	9	0
Scoring 20-29 points	93	29	1
Scoring 0-19 points	37	69	1

TOMLIN'S RECORD WHEN			
Allowing 40+ points	0	5	0
Allowing 30-39 points	6	29	0
Allowing 20-29 points	48	55	1
Allowing 0-19 Points	129	18	1
3 days rest	8	11	0
4 days rest	1	1	0
5 days rest	16	9	1
6 days rest	98	67	0
7 days rest	20	2	0
8 days rest	0	1	0
9 days rest	14	5	0
10 days rest	1	1	0
12 days rest	1	1	0
13 days rest	11	3	0
14 days rest	2	0	0
Opp. 3 days rest	8	11	0
Opp. 5 days rest	13	10	0
Opp. 6 days rest	111	62	0
Opp. 7 days rest	19	3	0
Opp. 8 days rest	1	0	0
Opp. 9 days rest	8	7	0
Opp. 10 days rest	2	1	0
Opp. 13 days rest	9	7	1
Opp. 14 days rest	1	0	0
Outrushing opponent	131	30	0
Getting outrushed	51	77	2
Rushing Yards tied	1	0	0
Passing for more yards	118	54	2
Passing for fewer yards	65	52	0
Passing Yards tied	0	1	0
Outgaining opponent	137	44	2
Outgained by opponent	46	63	0
Clear	156	93	1
Rain	23	10	1
Snow	4	4	0
Below 32-degrees	18	8	0
Above 32-degrees	168	100	2
Winning time of possession	136	45	2
Tied time of possession	1	0	0
Losing time of possession	46	62	0
Scoring a defensive TD	32	2	0
Allowing a defensive TD	10	14	0
Scoring a special teams TD	11	0	0
Allowing a special teams TD	4	7	0
Fewer penalty yards	99	61	1
More penalty yards	84	45	1
Winning turnover battle	109	20	0
Losing turnover battle	28	67	2
Tied turnover battle	46	20	0
-1 Turnovers	22	29	0
-2 Turnovers	3	16	0
-3 Turnovers	3	11	1
-4 Turnovers	0	8	0
-5 Turnovers	0	1	1
-6 Turnovers	0	0	0
-7 Turnovers	0	2	0
+1 Turnovers	46	15	0
+2 Turnovers	40	4	0
+3 Turnovers	15	1	0

TOMLIN'S RECORD WHEN			
+4 Turnovers	6	0	0
+5 Turnovers	1	0	0
+6 Turnovers	1	0	0
100-yard rusher	60	9	2
100-yard receiver	67	42	1
200-yard passer	132	73	2
200-yard rusher	2	0	0
200-yard receiver	2	1	0
300-yard passer	39	28	1
400-yard passer	5	7	0
500-yard passer	3	0	0
Opp. 100-yard rusher	16	27	1
Opp. 100-yard receiver	51	39	1
Opp. 200-yard passer	110	71	0
Opp. 200-yard rusher	0	2	0
Opp. 200-yard receiver	2	0	0
Opp. 300-yard passer	24	24	0
Opp. 400-yard passer	4	2	0
Opp. 500-yard passer	0	0	0
Rookie Starting QB	10	8	0
Vs. Rookie Starting QB	26	6	0
Arizona Cardinals	3	2	0
Atlanta Falcons	5	0	0
Baltimore Ravens	20	16	0
Buffalo Bills	5	3	0
Carolina Panthers	4	0	0
Chicago Bears	1	3	0
Cincinnati Bengals	26	10	0
Cleveland Browns	27	8	1
Dallas Cowboys	2	3	0
Denver Broncos	5	3	0
Detroit Lions	3	0	1
Green Bay Packers	4	1	0
Houston Texans	4	2	0
Indianapolis Colts	8	3	0
Jacksonville Jaguars	5	3	0
Kansas City Chiefs	5	5	0
Las Vegas Raiders	5	5	0
L.A. Chargers	5	3	0
L.A. Rams	5	0	0
Miami Dolphins	4	3	0
Minnesota Vikings	2	2	0
New England Patriots	3	9	0
New Orleans Saints	1	3	0
N.Y. Giants	4	1	0
N.Y. Jets	4	5	0
Philadelphia Eagles	2	4	0
San Francisco 49ers	2	3	0
Seattle Seahawks	4	2	0
Tampa Bay Buccaneers	3	1	0
Tennessee Titans	8	3	0
Washington Commanders	4	1	0
*Opp. Missed Playoffs	131	46	2
*Opp. Lost Wild Card	21	16	0
*Opp. Lost Divisional Playoff	17	21	0
*Opp. Lost Title Game	10	13	0
*Opp. Lost Super Bowl	1	7	0
*Opp. Won Super Bowl	3	2	0

AMERICAN FOOTBALL CONFERENCE												
EAST DIVISION												
TEAM	W	L	T	PCT	PF	PA	NET PTS	HOME	AWAY	CONF	DIV	STREAK
Buffalo Bills	13	4	0	.765	525	368	157	8-0-0	5-4-0	9-3-0	5-1-0	Lost 1
Miami Dolphins	8	9	0	.471	345	364	-19	5-3-0	3-6-0	6-6-0	3-3-0	Lost 1
New York Jets	5	12	0	.294	338	404	-66	3-5-0	2-7-0	5-7-0	2-4-0	Won 1
New England Patriots	4	13	0	.235	289	417	-128	2-6-0	2-7-0	3-9-0	2-4-0	Won 1
NORTH DIVISION												
TEAM	W	L	T	PCT	PF	PA	NET PTS	HOME	AWAY	CONF	DIV	STREAK
Baltimore Ravens	12	5	0	.706	518	361	157	6-2-0	6-3-0	8-4-0	4-2-0	Won 4
Pittsburgh Steelers	10	7	0	.588	380	347	33	5-3-0	5-4-0	7-5-0	3-3-0	Lost 4
Cincinnati Bengals	9	8	0	.529	472	434	38	3-5-0	6-3-0	6-6-0	3-3-0	Won 5
Cleveland Browns	3	14	0	.176	258	435	-177	2-6-0	1-8-0	3-9-0	2-4-0	Lost 6
SOUTH DIVISION												
TEAM	W	L	T	PCT	PF	PA	NET PTS	HOME	AWAY	CONF	DIV	STREAK
Houston Texans	10	7	0	.588	372	372	0	5-3-0	5-4-0	8-4-0	5-1-0	Won 1
Indianapolis Colts	8	9	0	.471	377	427	-50	5-3-0	3-6-0	7-5-0	3-3-0	Won 1
Jacksonville Jaguars	4	13	0	.235	320	435	-115	3-5-0	1-8-0	4-8-0	3-3-0	Lost 1
Tennessee Titans	3	14	0	.176	311	460	-149	1-7-0	2-7-0	3-9-0	1-5-0	Lost 6
WEST DIVISION												
TEAM	W	L	T	PCT	PF	PA	NET PTS	HOME	AWAY	CONF	DIV	STREAK
Kansas City Chiefs	15	2	0	.882	385	326	59	8-0-0	7-2-0	10-2-0	5-1-0	Lost 1
Los Angeles Chargers	11	6	0	.647	402	301	101	5-3-0	6-3-0	8-4-0	4-2-0	Won 3
Denver Broncos	10	7	0	.588	425	311	114	6-2-0	4-5-0	6-6-0	3-3-0	Won 1
Las Vegas Raiders	4	13	0	.235	309	434	-125	2-6-0	2-7-0	3-9-0	0-6-0	Lost 1
NATIONAL FOOTBALL CONFERENCE												
EAST DIVISION												
TEAM	W	L	T	PCT	PF	PA	NET PTS	HOME	AWAY	CONF	DIV	STREAK
Philadelphia Eagles	14	3	0	.824	463	303	160	8-1-0	6-2-0	9-3-0	5-1-0	Won 2
Washington Commanders	12	5	0	.706	485	391	94	7-2-0	5-3-0	9-3-0	4-2-0	Won 5
Dallas Cowboys	7	10	0	.412	350	468	-118	2-7-0	5-3-0	5-7-0	3-3-0	Lost 2
New York Giants	3	14	0	.176	273	415	-142	1-8-0	2-6-0	1-11-0	0-6-0	Lost 1
NORTH DIVISION												
TEAM	W	L	T	PCT	PF	PA	NET PTS	HOME	AWAY	CONF	DIV	STREAK
Detroit Lions	15	2	0	.882	564	342	222	7-2-0	8-0-0	11-1-0	6-0-0	Won 3
Minnesota Vikings	14	3	0	.824	432	332	100	8-1-0	6-2-0	9-3-0	4-2-0	Lost 1
Green Bay Packers	11	6	0	.647	460	338	122	6-3-0	5-3-0	6-6-0	1-5-0	Lost 2
Chicago Bears	5	12	0	.294	310	370	-60	4-5-0	1-7-0	3-9-0	1-5-0	Won 1
SOUTH DIVISION												
TEAM	W	L	T	PCT	PF	PA	NET PTS	HOME	AWAY	CONF	DIV	STREAK
Tampa Bay Buccaneers	10	7	0	.588	502	385	117	5-4-0	5-3-0	8-4-0	4-2-0	Won 2
Atlanta Falcons	8	9	0	.471	389	423	-34	4-5-0	4-4-0	7-5-0	4-2-0	Lost 2
Carolina Panthers	5	12	0	.294	341	534	-193	3-6-0	2-6-0	4-8-0	2-4-0	Won 1
New Orleans Saints	5	12	0	.294	338	398	-60	3-6-0	2-6-0	4-8-0	2-4-0	Lost 4
WEST DIVISION												
TEAM	W	L	T	PCT	PF	PA	NET PTS	HOME	AWAY	CONF	DIV	STREAK
Los Angeles Rams	10	7	0	.588	367	386	-19	5-4-0	5-3-0	6-6-0	4-2-0	Lost 1
Seattle Seahawks	10	7	0	.588	375	368	7	3-6-0	7-1-0	6-6-0	4-2-0	Won 2
Arizona Cardinals	8	9	0	.471	400	379	21	6-3-0	2-6-0	4-8-0	3-3-0	Won 1
San Francisco 49ers	6	11	0	.353	389	436	-47	4-5-0	2-6-0	4-8-0	1-5-0	Lost 4

STEELERS 2024 REGULAR SEASON RECORD WHEN...			
CATEGORY	2024 SEASON W-L	CATEGORY	2024 SEASON W-L
STEELERS AT ACRISURE STADIUM	5-3	IN SEPTEMBER	3-1
STEELERS ON THE ROAD	5-4	IN OCTOBER	3-1
STEELERS ON GRASS	8-6	IN NOVEMBER	2-1
STEELERS ON ARTIFICIAL TURF	2-1	IN DECEMBER	2-3
STEELERS IN DOMES	0-0	IN JANUARY	0-1
STEELERS IN RETRACTABLE ROOF STADIUMS	0-0		
STEELERS OUTDOORS	1-1	ON SUNDAY NIGHT	1-1
STEELERS INDOORS	0-0	ON THURSDAY NIGHT	0-1
		ON MONDAY NIGHT	1-0
STEELERS SCORE FIRST	8-1	ON SATURDAY	0-2
OPPONENT SCORES FIRST	2-6		
STEELERS SCORE ON FIRST POSSESSION	5-1	DAY GAMES	8-4
STEELERS SCORE 20 OR MORE POINTS	7-1	KICKOFF AT 12:00 EST	0-0
STEELERS SCORE 19 OR LESS POINTS	3-6	KICKOFF AT 3:00/3:05/3:15/3:35 EST	0-0
STEELERS ALLOW 20 OR MORE	2-6	NIGHT GAMES	2-3
STEELERS ALLOW 19 OR LESS POINTS	8-1		
		VS. AFC NORTH OVERALL	3-3
STEELERS LEAD AFTER 1ST QUARTER	3-0	VS. AFC NORTH AT HOME	2-1
STEELERS TRAIL AFTER 1ST QUARTER	5-5	VS. AFC NORTH ON THE ROAD	1-2
SCORE TIED AFTER 1ST QUARTER	2-2		
STEELERS LEAD AT HALFTIME	5-0	VS. AFC	7-5
STEELERS TRAIL AT HALFTIME	4-7	VS. AFC EAST	1-0
SCORE TIED AT HALFTIME	1-0	VS. AFC SOUTH	0-1
STEELERS LEAD AFTER 3RD QUARTER	8-1	VS. AFC WEST	3-1
STEELERS TRAIL AFTER 3RD QUARTER	1-6		
SCORE TIED AFTER 3RD QUARTER	1-0	VS. NFC	3-2
GAME GOES TO OVERTIME	0-0	VS. NFC EAST	2-2
		VS. NFC SOUTH	1-0
STEELERS HAVE + TURNOVER RATIO	8-4	VS. NFC NORTH	0-0
STEELERS HAVE - TURNOVER RATIO	2-3	VS. NFC WEST	0-0
TURNOVER RATIO EVEN	0-0		
STEELERS HAVE 30:00+TOP	9-3		
STEELERS HAVE LESS THAN 30:00 TOP	1-4		
STEELERS HAVE 100-YARD RUSHER	3-0		
STEELERS HAVE 300 NET PASSING YARDS	1-0		
STEELERS HAVE 1 100-YARD RECEIVER	1-1		
STEELERS HAVE 2 100-YARD RECEIVERS	0-0		
STEELERS WIN COIN TOSS	5-3		
STEELERS LOSE COIN TOSS	5-4		



WEEK 1

Pittsburgh Steelers 18, Atlanta Falcons 10

72,291 🏟️ Mercedes-Benz Stadium 🏟️ Sep 8, 2024



Pittsburgh Steelers	3	6	6	3	—	18
Atlanta Falcons	3	7	0	0	—	10

SCORING DRIVES

TEAM	QTR	TIME	SCORING PLAY	PIT	ATL
Falcons	1	09:06	Y.Koo 24 yd. Field Goal (12:54, 5:54)	0	3
Steelers	1	04:37	C.Boswell 57 yd. Field Goal (10:31, 4:29)	3	3
Steelers	2	12:54	C.Boswell 51 yd. Field Goal (10:18, 6:08)	6	3
Falcons	2	00:32	K.Pitts 12 yd. pass from K.Cousins (Y.Koo kick) (9:90, 3:18)	6	10
Steelers	2	00:00	C.Boswell 44 yd. Field Goal (4:45, 0:32)	9	10
Steelers	3	07:45	C.Boswell 56 yd. Field Goal (9:24, 2:44)	12	10
Steelers	3	00:25	C.Boswell 40 yd. Field Goal (5:46, 3:24)	15	10
Steelers	4	00:28	C.Boswell 25 yd. Field Goal (7:11, 2:06)	18	10

PITTSBURGH STEELERS

PASSING	ATT	CP	YDS	SK/YD	TD	LG	INT	RTG
Justin Fields	23	17	156	2/23	0	40	0	91.9
TOTAL	23	17	156	2/23	0	40	0	91.9

RUSHING	ATT	YDS	AVG	LG	TD
Najee Harris	20	70	3.5	20	0
Justin Fields	14	57	4.1	12	0
Cordarrelle Patterson	4	13	3.3	5	0
Jaylen Warren	2	7	3.5	8	0
George Pickens	1	-10	-10.0	-10	0
TOTAL	41	137	3.3	20	0

RECEIVING	NO	YDS	AVG	LG	TD
George Pickens	6	85	14.2	40	0
Pat Freiermuth	4	27	6.8	10	0
Jaylen Warren	2	13	6.5	9	0
Najee Harris	1	9	9.0	9	0
MyCole Pruitt	1	9	9.0	9	0
Calvin Austin III	1	7	7.0	7	0
Darnell Washington	1	5	5.0	5	0
Van Jefferson	1	1	1.0	1	0
TOTAL	17	156	9.2	40	0

TOP DEFENSE	TOT	SOLO	AST	SCK	YDS	INT
Minkah Fitzpatrick	7	6	1	0.0	0.0	0
Alex Highsmith	6	1	5	0.0	0.0	0
Cameron Heyward	4	2	2	0.0	0.0	0

FIELD GOALS	FGM/FGA	PERCENT	RESULTS
Chris Boswell	6-6	100.0	57G, 51G, 44G, 56G, 40G, 25G
TOTAL	6-6	100.0	

ATLANTA FALCONS

PASSING	ATT	CP	YDS	SK/YD	TD	LG	INT	RTG
Kirk Cousins	26	16	155	2/18	1	20	2	59.0
TOTAL	26	16	155	2/18	1	20	2	59.0

RUSHING	ATT	YDS	AVG	LG	TD
Bijan Robinson	18	68	3.8	13	0
Tyler Allgeier	3	21	7.0	13	0
Kirk Cousins	1	0	0.0	0	0
TOTAL	22	89	4.0	13	0

RECEIVING	NO	YDS	AVG	LG	TD
Bijan Robinson	5	43	8.6	14	0
Ray-Ray McCloud III	4	52	13.0	20	0
Kyle Pitts	3	26	8.7	12t	1
Drake London	2	15	7.5	8	0
Darnell Mooney	1	15	15.0	15	0
Charlie Woerner	1	4	4.0	4	0
TOTAL	16	155	9.7	20	1

TOP DEFENSE	TOT	SOLO	AST	SCK	YDS	INT
Kaden Elliss	9	4	5	0.0	0.0	0
Mike Hughes	7	7	0	0.0	0.0	0
Jessie Bates III	6	6	0	0.0	0.0	0

FIELD GOALS	FGM/FGA	PERCENT	RESULTS
Younghoe Koo	1-1	100.0	24G
TOTAL	1-1	100.0	

Team StatisticsSteelers Falcons

First Downs	16	15
3rd-Down Eff. (Made/Att/Pct)	8/17/47%	2/9/22%
4th-Down Eff. (Made/Att/Pct)	0/1/0%	1/1/100%
Total Net Yards	270	226
Total Plays	66	50
Yards Per Play	4.1	4.5
Rushes/Net Yards	41/137	22/89
Net Passing	133	137
Pass Attempts/Completions	23/17	26/16
Had Intercepted	0	2
Sacked/Yards Lost	2/23	2/18
Punts/Average	3/48.7	4/52.5
Penalties/Yards	9/60	5/34
Fumbles/Lost	1/0	1/1
Possession Time	35:36	24:24



WEEK 2

Pittsburgh Steelers 13, Denver Broncos 6

74,215 Empower Field at Mile High Sep 15, 2024

Pittsburgh Steelers	7	3	3	0	—	13
Denver Broncos	0	0	0	6	—	6

SCORING DRIVES

TEAM	QTR	TIME	SCORING PLAY	PIT	DEN
Steelers	1	01:56	D.Washington 5 yd. pass from J.Fields (C.Boswell kick) (12-78, 7:34)	7	0
Steelers	2	00:00	C.Boswell 22 yd. Field Goal (7-57, 2:28)	10	0
Steelers	3	04:16	C.Boswell 53 yd. Field Goal (4-45, 1:54)	13	0
Broncos	4	10:42	W.Lutz 35 yd. Field Goal (12-54, 5:33)	13	3
Broncos	4	01:54	W.Lutz 29 yd. Field Goal (9-69, 2:51)	13	6

PITTSBURGH STEELERS

PASSING	ATT	CP	YDS	SK/YD	TD	LG	INT	RTG
Justin Fields	20	13	117	2/7	1	16	0	97.3
TOTAL	20	13	117	2/7	1	16	0	97.3

RUSHING	ATT	YDS	AVG	LG	TD
Najee Harris	17	69	4.1	11	0
Jaylen Warren	9	42	4.7	11	0
Justin Fields	8	27	3.4	16	0
Cordarrelle Patterson	2	3	1.5	3	0
TOTAL	36	141	3.9	16	0

RECEIVING	NO	YDS	AVG	LG	TD
Pat Freiermuth	4	39	9.8	14	0
George Pickens	2	29	14.5	16	0
Jaylen Warren	2	19	9.5	12	0
Van Jefferson	2	14	7.0	12	0
Calvin Austin III	1	6	6.0	6	0
Najee Harris	1	5	5.0	5	0
Darnell Washington	1	5	5.0	5t	1
TOTAL	13	117	9.0	16	1

TOP DEFENSE	TOT	SOLO	AST	SCK	YDS	INT
DeShon Elliott	9	4	5	0.0	0.0	0
Minkah Fitzpatrick	7	5	2	0.0	0.0	0
Alex Highsmith	4	4	0	1.0	7.0	0

FIELD GOALS	FGM/FGA	PERCENT	RESULTS
Chris Boswell	2-2	100.0	22G, 53G
TOTAL	2-2	100.0	

DENVER BRONCOS

PASSING	ATT	CP	YDS	SK/YD	TD	LG	INT	RTG
Bo Nix	35	20	246	2/15	0	49	2	55.2
TOTAL	35	20	246	2/15	0	49	2	55.2

RUSHING	ATT	YDS	AVG	LG	TD
Bo Nix	4	25	6.3	13	0
Javonte Williams	11	17	1.5	5	0
Tyler Badie	1	16	16.0	16	0
Jaleel McLaughlin	3	6	2.0	7	0
TOTAL	19	64	3.4	16	0

RECEIVING	NO	YDS	AVG	LG	TD
Javonte Williams	5	48	9.6	14	0
Josh Reynolds	4	93	23.3	49	0
Lil'Jordan Humphrey	4	50	12.5	27	0
Greg Dulcich	3	16	5.3	9	0
Courtland Sutton	1	26	26.0	26	0
Marvin Mims Jr.	1	10	10.0	8	0
Tyler Badie	1	2	2.0	2	0
Michael Burton	1	1	1.0	1	0
TOTAL	20	246	12.3	49	0

TOP DEFENSE	TOT	SOLO	AST	SCK	YDS	INT
Alex Singleton	12	7	5	0.0	0.0	0
Brandon Jones	7	3	4	0.0	0.0	0
Cody Barton	6	3	3	0.0	0.0	0

FIELD GOALS	FGM/FGA	PERCENT	RESULTS
Wil Lutz	2-2	100.0	35G, 29G
TOTAL	2-2	100.0	

Team Statistics

First Downs	16	13
3rd-Down Eff. (Made/Att/Pct)	4/13/31%	2/12/17%
4th-Down Eff. (Made/Att/Pct)	0/0/0%	1/2/50%
Total Net Yards	251	295
Total Plays	58	56
Yards Per Play	4.3	5.3
Rushes/Net Yards	36/141	19/64
Net Passing	110	231
Pass Attempts/Completions	20/13	35/20
Had Intercepted	0	2
Sacked/Yards Lost	2/7	2/15
Punts/Average	8/53.0	6/52.5
Penalties/Yards	10/78	9/124
Fumbles/Lost	1/0	0/0
Possession Time	32:19	27:41

Steelers Broncos



WEEK 3

Los Angeles Chargers 10, Pittsburgh Steelers 20

66,734 Acrisure Stadium Sep 22, 2024



Los Angeles Chargers	7	3	0	0	—	10
Pittsburgh Steelers	0	7	3	10	—	20

SCORING DRIVES

TEAM	QTR	TIME	SCORING PLAY	LAC	PIT
Chargers	1	02:46	Q.Johnston 27 yd. pass from J.Herbert (C.Dicker kick) (5-59, 2:48)	7	0
Steelers	2	10:17	J.Fields 5 yd. run (C.Boswell kick) (13-70, 7:29)	7	7
Chargers	2	03:13	C.Dicker 28 yd. Field Goal (12-60, 7:04)	10	7
Steelers	3	09:05	C.Boswell 38 yd. Field Goal (12-50, 5:55)	10	10
Steelers	4	14:14	C.Boswell 30 yd. Field Goal (12-73, 6:26)	10	13
Steelers	4	07:02	C.Austin 55 yd. pass from J.Fields (C.Boswell kick) (5-84, 2:43)	10	20

LOS ANGELES CHARGERS

PASSING	ATT	CP	YDS	SK/YD	TD	LG	INT	RTG
Justin Herbert	18	12	125	2/16	1	27t	0	105.1
Taylor Heinicke	2	2	24	3/28	0	18	0	116.7
TOTAL	20	14	149	5/44	1	27T	0	108.1

RUSHING	ATT	YDS	AVG	LG	TD
J.K. Dobbins	15	44	2.9	13	0
Gus Edwards	3	9	3.0	6	0
Derius Davis	1	8	8.0	8	0
Justin Herbert	1	0	0.0	0	0
TOTAL	20	61	3.1	13	0

RECEIVING	NO	YDS	AVG	LG	TD
Ladd McConkey	3	44	14.7	18	0
Will Dissly	3	19	6.3	7	0
J.K. Dobbins	3	10	3.3	6	0
Quentin Johnston	2	44	22.0	27t	1
Hayden Hurst	2	15	7.5	8	0
Simi Fehoko	1	17	17.0	17	0
TOTAL	14	149	10.6	27T	1

TOP DEFENSE	TOT	SOLO	AST	SCK	YDS	INT
Daiyan Henley	12	9	3	0.0	0.0	0
Denzel Perryman	9	6	3	0.0	0.0	0
Derwin James Jr.	8	5	3	1.0	6.0	0

FIELD GOALS	FGM/FGA	PERCENT	RESULTS
Cameron Dicker	1-1	100.0	28G
TOTAL	1-1	100.0	

PITTSBURGH STEELERS

PASSING	ATT	CP	YDS	SK/YD	TD	LG	INT	RTG
Justin Fields	32	25	245	2/13	1	55t	1	96.0
TOTAL	32	25	245	2/13	1	55T	1	96.0

RUSHING	ATT	YDS	AVG	LG	TD
Najee Harris	18	70	3.9	21	0
Cordarrelle Patterson	4	33	8.3	14	0
Justin Fields	6	6	1.0	5t	1
Jaylen Warren	3	5	1.7	3	0
TOTAL	31	114	3.7	21	1

RECEIVING	NO	YDS	AVG	LG	TD
George Pickens	5	57	11.4	27	0
Najee Harris	5	16	3.2	8	0
Calvin Austin III	4	95	23.8	55t	1
Pat Freiemuth	4	33	8.3	15	0
Cordarrelle Patterson	3	15	5.0	6	0
Scotty Miller	2	31	15.5	20	0
Connor Heyward	1	2	2.0	2	0
Jaylen Warren	1	-4	-4.0	-4	0
TOTAL	25	245	9.8	55T	1

TOP DEFENSE	TOT	SOLO	AST	SCK	YDS	INT
Patrick Queen	8	4	4	0.0	0.0	0
DeShon Elliott	5	4	1	0.0	0.0	0
Donte Jackson	5	2	3	0.0	0.0	0

FIELD GOALS	FGM/FGA	PERCENT	RESULTS
Chris Boswell	2-3	66.7	62WR, 38G, 30G
TOTAL	2-3	66.0	

Team Statistics

First Downs	10	20
3rd-Down Eff. (Made/Att/Pct)	3/11/27%	7/14/50%
4th-Down Eff. (Made/Att/Pct)	0/0/0%	0/0/0%
Total Net Yards	166	346
Total Plays	45	65
Yards Per Play	3.7	5.3
Rushes/Net Yards	20/61	31/114
Net Passing	105	232
Pass Attempts/Completions	20/14	32/25
Had Intercepted	0	1
Sacked/Yards Lost	5/44	2/13
Punts/Average	7/50.0	3/52.0
Penalties/Yards	7/69	3/15
Fumbles/Lost	2/0	0/0
Possession Time	26:09	33:51

Chargers Steelers



WEEK 4

Pittsburgh Steelers 24, Indianapolis Colts 27

66,376 Lucas Oil Stadium Sep 29, 2024



Pittsburgh Steelers	0	3	7	14	—	24
Indianapolis Colts	14	3	0	10	—	27

SCORING DRIVES

TEAM	QTR	TIME	SCORING PLAY	PIT	IND
Colts	1	12:02	J.Taylor 2 yd. run (M.Gay kick) (8-70, 2:59)	0	7
Colts	1	02:34	J.Downs 4 yd. pass from J.Flacco (M.Gay kick) (9-86, 4:45)	0	14
Colts	2	12:31	M.Gay 33 yd. Field Goal (9-25, 2:57)	0	17
Steelers	2	00:00	C.Boswell 50 yd. Field Goal (8-44, 1:14)	3	17
Steelers	3	02:53	J.Fields 5 yd. run (C.Boswell kick) (6-56, 2:56)	10	17
Colts	4	14:43	A.Ogletree 15 yd. pass from J.Flacco (M.Gay kick) (10-70, 3:10)	10	24
Steelers	4	11:23	J.Fields 2 yd. run (C.Boswell kick) (8-70, 3:20)	17	24
Colts	4	06:03	M.Gay 35 yd. Field Goal (10-54, 5:20)	17	27
Steelers	4	03:40	P.Freiermuth 8 yd. pass from J.Fields (C.Boswell kick) (7-70, 2:23)	24	27

PITTSBURGH STEELERS

PASSING	ATT	CP	YDS	SK/YD	TD	LG	INT	RTG
Justin Fields	34	22	312	4/30	1	38	0	104.0
TOTAL	34	22	312	4/30	1	38	0	104.0

RUSHING	ATT	YDS	AVG	LG	TD
Justin Fields	10	55	5.5	12	2
Cordarrelle Patterson	6	43	7.2	12	0
Najee Harris	13	19	1.5	5	0
Aaron Shampklin	1	5	5.0	5	0
TOTAL	30	122	4.1	12	2

RECEIVING	NO	YDS	AVG	LG	TD
George Pickens	7	113	16.1	38	0
Pat Freiermuth	5	57	11.4	29	1
Najee Harris	3	54	18.0	32	0
Darnell Washington	2	31	15.5	20	0
Van Jefferson	2	21	10.5	12	0
Cordarrelle Patterson	2	19	9.5	14	0
Calvin Austin III	1	17	17.0	17	0
TOTAL	22	312	14.2	38	1

TOP DEFENSE	TOT	SOLO	AST	SCK	YDS	INT
DeShon Elliott	12	8	4	0.0	0.0	0
Minkah Fitzpatrick	9	6	3	0.0	0.0	0
Patrick Queen	7	2	5	0.0	0.0	0

FIELD GOALS	FGM/FGA	PERCENT	RESULTS
Chris Boswell	1-1	100.0	50G
TOTAL	1-1	100.0	

INDIANAPOLIS COLTS

PASSING	ATT	CP	YDS	SK/YD	TD	LG	INT	RTG
Joe Flacco	26	16	168	2/14	2	25	0	105.9
Anthony Richardson	4	3	71	0/0	0	32	0	116.7
TOTAL	30	19	239	2/14	2	32	0	110.3

RUSHING	ATT	YDS	AVG	LG	TD
Jonathan Taylor	21	88	4.2	21	1
Anthony Richardson	3	24	8.0	14	0
Adonai Mitchell	1	10	10.0	10	0
Trey Sermon	5	8	1.6	6	0
Joe Flacco	2	3	1.5	4	0
TOTAL	32	133	4.2	21	1

RECEIVING	NO	YDS	AVG	LG	TD
Josh Downs	8	82	10.3	25	1
Michael Pittman Jr.	6	113	18.8	32	0
Jonathan Taylor	3	20	6.7	10	0
Drew Ogletree	1	15	15.0	15t	1
Alec Pierce	1	9	9.0	9	0
TOTAL	19	239	12.6	32	2

TOP DEFENSE	TOT	SOLO	AST	SCK	YDS	INT
E.J. Speed	13	12	1	0.0	0.0	0
Zaire Franklin	9	6	3	0.0	0.0	0
Nick Cross	8	7	1	0.0	0.0	0

FIELD GOALS	FGM/FGA	PERCENT	RESULTS
Matt Gay	2-3	66.7	33G, 54WL, 35G
TOTAL	2-3	66.0	

Team StatisticsSteelersColts

First Downs	23	22
3rd-Down Eff. (Made/Att/Pct)	6/13/46%	8/15/53%
4th-Down Eff. (Made/Att/Pct)	0/2/0%	0/0/0%
Total Net Yards	404	358
Total Plays	68	64
Yards Per Play	5.9	5.6
Rushes/Net Yards	30/122	32/133
Net Passing	282	225
Pass Attempts/Completions	34/22	30/19
Had Intercepted	0	0
Sacked/Yards Lost	4/30	2/14
Punts/Average	3/34.3	4/42.5
Penalties/Yards	6/53	4/38
Fumbles/Lost	3/2	1/0
Possession Time	31:07	28:53



WEEK 5
Dallas Cowboys 20, Pittsburgh Steelers 17
67,380 🌈 Acrisure Stadium 🌈 Oct 6, 2024



Dallas Cowboys	3	3	0	14	—	20
Pittsburgh Steelers	3	0	7	7	—	17

SCORING DRIVES

TEAM	QTR	TIME	SCORING PLAY	DAL	PIT
Cowboys	1	12:35	B.Aubrey 55 yd. Field Goal (6-21, 2:25)	3	0
Steelers	1	07:33	C.Boswell 41 yd. Field Goal (11-52, 5:02)	3	3
Cowboys	2	08:51	B.Aubrey 33 yd. Field Goal (8-51, 3:29)	6	3
Steelers	3	11:50	Co.Heyward 16 yd. pass from J.Fields (C.Boswell kick) (6-72, 3:10)	6	10
Cowboys	4	13:51	R.Dowdle 22 yd. pass from D.Prescott (B.Aubrey kick) (16-90, 8:32)	13	10
Steelers	4	04:56	P.Freiermuth 6 yd. pass from J.Fields (C.Boswell kick) (12-63, 5:32)	13	17
Cowboys	4	00:20	J.Tolbert 4 yd. pass from D.Prescott (B.Aubrey kick) (15-70, 4:36)	19	17

DALLAS COWBOYS

PASSING	ATT	CP	YDS	SK/YD	TD	LG	INT	RTG
Dak Prescott	42	29	352	2/16	2	48	2	90.6
TOTAL	42	29	352	2/16	2	48	2	90.6

RUSHING	ATT	YDS	AVG	LG	TD
Rico Dowdle	20	87	4.4	13	0
Ezekiel Elliott	6	17	2.8	5	0
Hunter Luepke	2	6	3.0	4	0
Dak Prescott	1	3	3.0	3	0
CeeDee Lamb	1	2	2.0	2	0
KaVontae Turpin	1	-6	-6.0	-6	0
TOTAL	31	109	3.5	13	0

RECEIVING	NO	YDS	AVG	LG	TD
Jalen Tolbert	7	87	12.4	48	1
Jake Ferguson	6	70	11.7	27	0
CeeDee Lamb	5	62	12.4	27	0
KaVontae Turpin	4	50	12.5	34	0
Rico Dowdle	2	27	13.5	22t	1
Brevyn Spann-Ford	2	20	10.0	13	0
Hunter Luepke	1	18	18.0	18	0
Jalen Brooks	1	10	10.0	10	0
Luke Schoonmaker	1	8	8.0	8	0
TOTAL	29	352	12.1	48	2

TOP DEFENSE	TOT	SOLO	AST	SCK	YDS	INT
Eric Kendricks	10	4	6	0.0	0.0	0
DeMarion Overshown	9	6	3	0.0	0.0	0
Donovan Wilson	7	3	4	0.0	0.0	0

FIELD GOALS	FGM/FGA	PERCENT	RESULTS
Brandon Aubrey	2-3	66.7	55G, 33G, 38B
TOTAL	2-3	66.0	

PITTSBURGH STEELERS

PASSING	ATT	CP	YDS	SK/YD	TD	LG	INT	RTG
Justin Fields	27	15	131	3/16	2	21	0	93.3
Kyle Allen	1	1	19	0/0	0	19	0	118.8
TOTAL	28	16	150	3/16	2	21	0	95.8

RUSHING	ATT	YDS	AVG	LG	TD
Najee Harris	14	42	3.0	6	0
Justin Fields	6	27	4.5	8	0
Aaron Shamplin	4	14	3.5	5	0
Jonathan Ward	2	9	4.5	7	0
TOTAL	26	92	3.5	8	0

RECEIVING	NO	YDS	AVG	LG	TD
Van Jefferson	3	26	8.7	11	0
George Pickens	3	26	8.7	21	0
Pat Freiermuth	3	22	7.3	19	1
Najee Harris	2	35	17.5	20	0
Connor Heyward	2	23	11.5	16t	1
Brandon Johnson	1	9	9.0	9	0
Calvin Austin III	1	6	6.0	6	0
Darnell Washington	1	5	5.0	5	0
TOTAL	16	150	9.4	21	2

TOP DEFENSE	TOT	SOLO	AST	SCK	YDS	INT
Minkah Fitzpatrick	10	8	2	0.0	0.0	0
Patrick Queen	9	6	3	0.0	0.0	0
DeShon Elliott	9	5	4	0.0	0.0	0

FIELD GOALS	FGM/FGA	PERCENT	RESULTS
Chris Boswell	1-1	100.0	41G
TOTAL	1-1	100.0	

Team Statistics

First Downs	25	17
3rd-Down Eff. (Made/Att/Pct)	9/15/60%	3/12/25%
4th-Down Eff. (Made/Att/Pct)	1/1/100%	2/2/100%
Total Net Yards	445	226
Total Plays	75	57
Yards Per Play	5.9	4.0
Rushes/Net Yards	31/109	26/92
Net Passing	336	134
Pass Attempts/Completions	42/29	28/16
Had Intercepted	2	0
Sacked/Yards Lost	2/16	3/16
Punts/Average	1/45.0	5/44.4
Penalties/Yards	11/87	8/50
Fumbles/Lost	2/1	2/1
Possession Time	32:29	27:31

Cowboys Steelers



WEEK 6

Pittsburgh Steelers 32, Las Vegas Raiders 13

62,553 Allegiant Stadium Oct 13, 2024



Pittsburgh Steelers	3	9	10	10	—	32
Las Vegas Raiders	7	0	0	6	—	13

SCORING DRIVES

TEAM	QTR	TIME	SCORING PLAY	PIT	LV
Steelers	1	10:19	C.Boswell 52 yd. Field Goal (9-37, 4:41)	3	0
Raiders	1	04:24	A.Mattison 3 yd. run (D.Carson kick) (10-70, 5:55)	3	7
Steelers	2	12:12	C.Boswell 49 yd. Field Goal (10-43, 4:00)	6	7
Steelers	2	00:34	J.Fields 3 yd. run (pass failed) (6-30, 1:58)	12	7
Steelers	3	09:20	C.Boswell 37 yd. Field Goal (4-10, 1:38)	15	7
Steelers	3	04:21	N.Harris 36 yd. run (C.Boswell kick) (7-80, 3:19)	22	7
Steelers	4	08:16	J.Fields 7 yd. run (C.Boswell kick) (1-7, 0:05)	29	7
Raiders	4	04:54	K.Wilkerson 9 yd. pass from A.O'Connell (pass failed) (10-70, 3:22)	29	13
Steelers	4	03:55	C.Boswell 36 yd. Field Goal (6-18, 0:59)	32	13

PITTSBURGH STEELERS

PASSING	ATT	CP	YDS	SK/YD	TD	LG	INT	RTG
Justin Fields	24	14	145	3/35	0	31	0	75.9
TOTAL	24	14	145	3/35	0	31	0	75.9

RUSHING	ATT	YDS	AVG	LG	TD
Najee Harris	14	106	7.6	36t	1
Justin Fields	11	59	5.4	18	2
Jonathan Ward	3	13	4.3	6	0
Jaylen Warren	6	7	1.2	7	0
Aaron Shampklin	1	-2	-2.0	-2	0
TOTAL	35	183	5.2	36T	3

RECEIVING	NO	YDS	AVG	LG	TD
George Pickens	3	53	17.7	31	0
Jaylen Warren	3	11	3.7	8	0
Calvin Austin III	2	36	18.0	20	0
Pat Freiermuth	2	16	8.0	8	0
Najee Harris	2	16	8.0	11	0
Darnell Washington	1	9	9.0	9	0
Connor Heyward	1	4	4.0	4	0
TOTAL	14	145	10.4	31	0

TOP DEFENSE	TOT	SOLO	AST	SCK	YDS	INT
Patrick Queen	13	6	7	0.0	0.0	0
DeShon Elliott	6	5	1	0.0	0.0	0
Payton Wilson	6	5	1	0.0	0.0	0

FIELD GOALS	FGM/FGA	PERCENT	RESULTS
Chris Boswell	4-4	100.0	52G, 49G, 37G, 36G
TOTAL	4-4	100.0	

LAS VEGAS RAIDERS

PASSING	ATT	CP	YDS	SK/YD	TD	LG	INT	RTG
Aidan O'Connell	40	27	227	1/9	1	30	1	79.9
TOTAL	40	27	227	1/9	1	30	1	79.9

RUSHING	ATT	YDS	AVG	LG	TD
Alexander Mattison	14	33	2.4	9	1
Ameer Abdullah	4	24	6.0	10	0
Dylan Laube	1	0	0.0	0	0
TOTAL	19	57	3.0	10	1

RECEIVING	NO	YDS	AVG	LG	TD
Brock Bowers	9	71	7.9	18	0
Alexander Mattison	5	32	6.4	19	0
Alex Bachman	3	31	10.3	18	0
Harrison Bryant	3	24	8.0	14	0
Ameer Abdullah	3	14	4.7	12	0
DJ Turner	2	37	18.5	30	0
Kristian Wilkerson	2	18	9.0	9t	1
TOTAL	27	227	8.4	30	1

TOP DEFENSE	TOT	SOLO	AST	SCK	YDS	INT
Nate Hobbs	10	4	6	0.0	0.0	0
Tre'von Moehrig	9	7	2	0.0	0.0	0
Robert Spillane	8	5	3	0.0	0.0	0

FIELD GOALS	FGM/FGA	PERCENT	RESULTS
No Field Goals			

Team Statistics	Steelers	Raiders
First Downs	18	16
3rd-Down Eff. (Made/Att/Pct)	4/13/31%	2/11/18%
4th-Down Eff. (Made/Att/Pct)	1/1/100%	1/3/33%
Total Net Yards	293	275
Total Plays	62	60
Yards Per Play	4.7	4.6
Rushes/Net Yards	35/183	19/57
Net Passing	110	218
Pass Attempts/Completions	24/14	40/27
Had Intercepted	0	1
Sacked/Yards Lost	3/35	1/9
Punts/Average	3/45.7	4/42.5
Penalties/Yards	7/50	4/42
Fumbles/Lost	1/0	3/2
Possession Time	31:51	28:09



WEEK 7

New York Jets 15, Pittsburgh Steelers 37

66,956 🌐 Acrisure Stadium 🌐 Oct 20, 2024



New York Jets	7	8	0	0	—	15
Pittsburgh Steelers	3	10	10	14	—	37

SCORING DRIVES

TEAM	QTR	TIME	SCORING PLAY	NYJ	PIT
Steelers	1	11:33	C.Boswell 46 yd. Field Goal (7-42, 3:27)	0	3
Jets	1	02:27	B.Hall 13 yd. run (G.Zuerlein kick) (9-82, 5:41)	7	3
Steelers	2	08:20	C.Boswell 29 yd. Field Goal (9-58, 4:25)	7	6
Jets	2	05:29	T.Conklin 1 yd. pass from A.Rodgers (A.Rodgers-G.Wilson pass) (6-72, 2:51)	15	6
Steelers	2	00:27	G.Pickens 11 yd. pass from R.Wilson (C.Boswell kick) (4-54, 0:48)	15	13
Steelers	3	07:49	C.Boswell 21 yd. Field Goal (11-76, 4:52)	15	16
Steelers	3	07:15	R.Wilson 1 yd. run (C.Boswell kick) (1-1, 0:07)	15	23
Steelers	4	12:09	V.Jefferson 4 yd. pass from R.Wilson (C.Boswell kick) (11-75, 5:28)	15	30
Steelers	4	00:26	N.Harris 10 yd. run (C.Boswell kick) (13-75, 7:27)	15	37

NEW YORK JETS

PASSING	ATT	CP	YDS	SK/YD	TD	LG	INT	RTG
Aaron Rodgers	39	24	276	1/7	1	57	2	70.0
TOTAL	39	24	276	1/7	1	57	2	70.0

RUSHING	ATT	YDS	AVG	LG	TD
Breece Hall	12	38	3.2	13t	1
Isaiah Davis	1	12	12.0	12	0
Braelon Allen	2	4	2.0	3	0
TOTAL	15	54	3.6	13T	1

RECEIVING	NO	YDS	AVG	LG	TD
Breece Hall	6	103	17.2	57	0
Garrett Wilson	5	61	12.2	27	0
Allen Lazard	4	58	14.5	20	0
Tyler Conklin	4	7	1.8	5	1
Davante Adams	3	30	10.0	11	0
Mike Williams	1	15	15.0	15	0
Braelon Allen	1	2	2.0	2	0
TOTAL	24	276	11.5	57	1

TOP DEFENSE	TOT	SOLO	AST	SCK	YDS	INT
Jamien Sherwood	9	2	7	0.0	0.0	0
Jalen Mills	8	5	3	0.0	0.0	0
Javon Kinlaw	6	5	1	0.0	0.0	0

FIELD GOALS	FGM/FGA	PERCENT	RESULTS
Greg Zuerlein	0-1	0.0	35B
TOTAL	0-1	0.0	

PITTSBURGH STEELERS

PASSING	ATT	CP	YDS	SK/YD	TD	LG	INT	RTG
Russell Wilson	29	16	264	1/4	2	44	0	109.0
TOTAL	29	16	264	1/4	2	44	0	109.0

RUSHING	ATT	YDS	AVG	LG	TD
Najee Harris	21	102	4.9	34	1
Jaylen Warren	12	44	3.7	10	0
Russell Wilson	3	3	1.0	1t	1
TOTAL	36	149	4.1	34	2

RECEIVING	NO	YDS	AVG	LG	TD
George Pickens	5	111	22.2	44	1
Darnell Washington	4	36	9.0	18	0
Pat Freiemuth	2	51	25.5	30	0
Van Jefferson	2	15	7.5	11	1
Jaylen Warren	2	15	7.5	11	0
Calvin Austin III	1	36	36.0	36	0
TOTAL	16	264	16.5	44	2

TOP DEFENSE	TOT	SOLO	AST	SCK	YDS	INT
Payton Wilson	9	4	5	0.0	0.0	0
DeShon Elliott	6	6	0	0.0	0.0	0
Beanie Bishop Jr.	6	5	1	0.0	0.0	2

FIELD GOALS	FGM/FGA	PERCENT	RESULTS
Chris Boswell	3-3	100.0	46G, 29G, 21G
TOTAL	3-3	100.0	

Team Statistics

First Downs	17	21
3rd-Down Eff. (Made/Att/Pct)	3/10/30%	5/14/36%
4th-Down Eff. (Made/Att/Pct)	1/2/50%	2/2/100%
Total Net Yards	323	409
Total Plays	55	66
Yards Per Play	5.9	6.2
Rushes/Net Yards	15/54	36/149
Net Passing	269	260
Pass Attempts/Completions	39/24	29/16
Had Intercepted	2	0
Sacked/Yards Lost	1/7	1/4
Punts/Average	4/44.3	4/46.0
Penalties/Yards	5/50	4/36
Fumbles/Lost	2/0	0/0
Possession Time	27:51	32:09

Jets Steelers



WEEK 8

New York Giants 18, Pittsburgh Steelers 26

66,637 🌈 Acrisure Stadium 🌈 Oct 28, 2024



New York Giants	3	6	0	9	—	18
Pittsburgh Steelers	6	3	7	10	—	26

SCORING DRIVES

TEAM	QTR	TIME	SCORING PLAY	NYG	PIT
Steelers	1	10:19	C.Boswell 31 yd. Field Goal (10-57, 4:41)	0	3
Giants	1	05:19	G.Joseph 29 yd. Field Goal (8-59, 5:00)	3	3
Steelers	1	03:05	C.Boswell 25 yd. Field Goal (7-63, 2:14)	3	6
Giants	2	12:39	G.Joseph 39 yd. Field Goal (12-45, 5:26)	6	6
Steelers	2	08:12	C.Boswell 27 yd. Field Goal (12-61, 4:27)	6	9
Giants	2	00:21	G.Joseph 44 yd. Field Goal (8-57, 1:32)	9	9
Steelers	3	04:38	C.Austin 73 yd. punt return (C.Boswell kick)	9	16
Steelers	4	13:16	C.Austin 29 yd. pass from R.Wilson (C.Boswell kick) (9-80, 4:12)	9	23
Giants	4	11:07	T.Tracy 45 yd. run (pass failed) (5-55, 2:09)	15	23
Steelers	4	07:15	C.Boswell 27 yd. Field Goal (7-61, 3:52)	15	26
Giants	4	05:06	G.Joseph 48 yd. Field Goal (8-40, 2:09)	18	26

NEW YORK GIANTS

PASSING	ATT	CP	YDS	SK/YD	TD	LG	INT	RTG
Daniel Jones	38	24	264	4/27	0	43	1	72.7
TOTAL	38	24	264	4/27	0	43	1	72.7

RUSHING	ATT	YDS	AVG	LG	TD
Tyrone Tracy Jr.	20	145	7.3	45t	1
Devin Singletary	2	11	5.5	7	0
Daniel Jones	3	1	0.3	2	0
TOTAL	25	157	6.3	45T	1

RECEIVING	NO	YDS	AVG	LG	TD
Malik Nabers	7	71	10.1	16	0
Wan'Dale Robinson	5	30	6.0	8	0
Darius Slayton	4	108	27.0	43	0
Theo Johnson	3	35	11.7	25	0
Devin Singletary	2	12	6.0	8	0
Tyrone Tracy Jr.	2	5	2.5	5	0
Eric Gray	1	3	3.0	3	0
TOTAL	24	264	11.0	43	0

TOP DEFENSE	TOT	SOLO	AST	SCK	YDS	INT
Bobby Okereke	14	7	7	0.5	0.0	0
D.J. Davidson	8	2	6	0.0	0.0	0
Dru Phillips	7	6	1	0.0	0.0	0

FIELD GOALS	FGM/FGA PERCENT	RESULTS
Greg Joseph	4-4	100.0 29G, 39G, 44G, 48G
TOTAL	4-4	100.0

PITTSBURGH STEELERS

PASSING	ATT	CP	YDS	SK/YD	TD	LG	INT	RTG
Russell Wilson	28	20	278	4/19	1	43	0	114.9
TOTAL	28	20	278	4/19	1	43	0	114.9

RUSHING	ATT	YDS	AVG	LG	TD
Najee Harris	19	114	6.0	26	0
Jaylen Warren	9	46	5.1	18	0
Russell Wilson	3	7	2.3	5	0
TOTAL	31	167	5.4	26	0

RECEIVING	NO	YDS	AVG	LG	TD
George Pickens	4	74	18.5	43	0
Van Jefferson	4	62	15.5	36	0
Calvin Austin III	3	54	18.0	29t	1
Najee Harris	3	17	5.7	13	0
Pat Freiermuth	2	19	9.5	11	0
Jaylen Warren	2	13	6.5	9	0
Darnell Washington	1	29	29.0	29	0
MyCole Pruitt	1	10	10.0	10	0
TOTAL	20	278	13.9	43	1

TOP DEFENSE	TOT	SOLO	AST	SCK	YDS	INT
Joey Porter Jr.	9	5	4	0.0	0.0	0
Patrick Queen	8	3	5	0.0	0.0	0
DeShon Elliott	7	5	2	0.0	0.0	0

FIELD GOALS	FGM/FGA PERCENT	RESULTS
Chris Boswell	4-4	100.0 31G, 25G, 27G, 27G
TOTAL	4-4	100.0

Team StatisticsGiants Steelers

First Downs	17	20
3rd-Down Eff. (Made/Att/Pct)	5/15/33%	6/13/46%
4th-Down Eff. (Made/Att/Pct)	1/1/100%	0/0/0%
Total Net Yards	394	426
Total Plays	67	63
Yards Per Play	5.9	6.8
Rushes/Net Yards	25/157	31/167
Net Passing	237	259
Pass Attempts/Completions	38/24	28/20
Had Intercepted	1	0
Sacked/Yards Lost	4/27	4/19
Punts/Average	4/48.0	3/43.7
Penalties/Yards	11/65	5/50
Fumbles/Lost	1/1	1/1
Possession Time	30:42	29:18



WEEK 10

Pittsburgh Steelers 28, Washington Commanders 27

66,192 Northwest Stadium Nov 10, 2024



Pittsburgh Steelers	7	7	7	7	—	28
Washington Commanders	7	10	10	0	—	27

SCORING DRIVES

TEAM	QTR	TIME	SCORING PLAY	PIT	WAS
Steelers	1	08:33	G.Pickens 16 yd. pass from R.Wilson (C.Boswell kick) (7-70, 2:52)	7	0
Commanders	1	03:44	A.Ekeler 1 yd. run (Z.Gonzalez kick) (3-15, 1:32)	7	7
Steelers	2	10:28	P.Freiermuth 3 yd. pass from R.Wilson (C.Boswell kick) (5-14, 2:23)	14	7
Commanders	2	08:11	Z.Gonzalez 48 yd. Field Goal (6-40, 2:17)	14	10
Commanders	2	00:16	A.Ekeler 1 yd. run (Z.Gonzalez kick) (15-94, 5:23)	14	17
Commanders	3	12:55	J.McNichols 1 yd. run (Z.Gonzalez kick) (5-71, 2:05)	14	24
Steelers	3	08:06	N.Harris 1 yd. run (C.Boswell kick) (9-75, 4:49)	21	24
Commanders	3	02:51	Z.Gonzalez 41 yd. Field Goal (7-19, 2:51)	21	27
Steelers	4	02:22	M.Williams 32 yd. pass from R.Wilson (C.Boswell kick) (6-46, 3:24)	28	27

PITTSBURGH STEELERS

PASSING	ATT	CP	YDS	SK/YD	TD	LG	INT	RTG
Jaylen Wilson	28	14	195	3/23	3	34	1	93.6
Miles Killebrew	1	0	0	0/0	0	0	0	39.6
TOTAL	29	14	195	3/23	3	34	1	90.4

RUSHING	ATT	YDS	AVG	LG	TD
Jaylen Warren	14	66	4.7	12	0
Najee Harris	21	53	2.5	11	1
Cordarrelle Patterson	3	14	4.7	7	0
George Pickens	1	4	4.0	4	0
Russell Wilson	4	3	0.8	6	0
TOTAL	43	140	3.3	12	1

RECEIVING	NO	YDS	AVG	LG	TD
George Pickens	5	91	18.2	34	1
Pat Freiermuth	3	17	5.7	8	1
Jaylen Warren	2	29	14.5	26	0
Calvin Austin III	2	20	10.0	13	0
Mike Williams	1	32	32.0	32	1
Darnell Washington	1	6	6.0	6	0
TOTAL	14	195	13.9	34	3

TOP DEFENSE	TOT	SOLO	AST	SCK	YDS	INT
Patrick Queen	7	6	1	0.0	0.0	0
DeShon Elliott	6	5	1	0.0	0.0	0
Joey Porter Jr.	5	5	0	0.0	0.0	0

FIELD GOALS	FGM/FGA	PERCENT	RESULTS
No Field Goals			

WASHINGTON COMMANDERS

PASSING	ATT	CP	YDS	SK/YD	TD	LG	INT	RTG
Jayden Daniels	34	17	202	3/20	0	54	0	68.5
TOTAL	34	17	202	3/20	0	54	0	68.5

RUSHING	ATT	YDS	AVG	LG	TD
Austin Ekeler	13	44	3.4	10	2
Jeremy McNichols	4	7	1.8	6	1
Jayden Daniels	3	5	1.7	4	0
Chris Rodriguez Jr.	2	4	2.0	4	0
TOTAL	22	60	2.7	10	3

RECEIVING	NO	YDS	AVG	LG	TD
Terry McLaurin	5	113	22.6	54	0
Zach Ertz	4	31	7.8	9	0
Noah Brown	3	33	11.0	14	0
Dyami Brown	2	-13	-6.5	-2	0
Luke McCaffrey	1	23	23.0	23	0
Olamide Zaccheaus	1	8	8.0	8	0
Austin Ekeler	1	7	7.0	7	0
TOTAL	17	202	11.9	54	0

TOP DEFENSE	TOT	SOLO	AST	SCK	YDS	INT
Jeremy Chinn	12	6	6	0.0	0.0	1
Sheldon Day	8	4	4	0.0	0.0	0
Frankie Luvu	7	3	4	1.0	8.0	0

FIELD GOALS	FGM/FGA	PERCENT	RESULTS
Zane Gonzalez	2-2	100.0	48G, 41G
TOTAL	2-2	100.0	

Team Statistics

First Downs	21	19
3rd-Down Eff. (Made/Att/Pct)	7/16/44%	5/14/36%
4th-Down Eff. (Made/Att/Pct)	1/2/50%	0/1/0%
Total Net Yards	312	242
Total Plays	75	59
Yards Per Play	4.2	4.1
Rushes/Net Yards	43/140	22/60
Net Passing	172	182
Pass Attempts/Completions	29/14	34/17
Had Intercepted	1	0
Sacked/Yards Lost	3/23	3/20
Punts/Average	5/42.4	6/55.0
Penalties/Yards	5/49	5/41
Fumbles/Lost	1/1	2/1
Possession Time	36:11	23:49

Steelers Commanders



WEEK 11

Baltimore Ravens 16, Pittsburgh Steelers 18

67,551 Acrisure Stadium Nov 17, 2024



Baltimore Ravens	0	7	3	6	—	16
Pittsburgh Steelers	3	6	6	3	—	18

SCORING DRIVES

TEAM	QTR	TIME	SCORING PLAY	BAL	PIT
Steelers	1	10:40	C.Boswell 32 yd. Field Goal (8-28, 3:31)	0	3
Steelers	2	07:39	C.Boswell 52 yd. Field Goal (10-50, 4:52)	0	6
Ravens	2	01:16	D.Henry 1 yd. run (J.Tucker kick) (6-80, 3:51)	7	6
Steelers	2	00:07	C.Boswell 32 yd. Field Goal (4-5, 0:22)	7	9
Steelers	3	10:46	C.Boswell 57 yd. Field Goal (8-31, 4:14)	7	12
Ravens	3	06:12	J.Tucker 54 yd. Field Goal (11-34, 4:34)	10	12
Steelers	3	00:56	C.Boswell 27 yd. Field Goal (10-61, 5:16)	10	15
Steelers	4	03:35	C.Boswell 50 yd. Field Goal (9-32, 4:39)	10	18
Ravens	4	01:06	Z.Flowers 16 yd. pass from L.Jackson (pass failed) (9-69, 2:29)	16	18

BALTIMORE RAVENS

PASSING	ATT	CP	YDS	SK/YD	TD	LG	INT	RTG
Lamar Jackson	33	16	207	2/2	1	42	1	66.1
TOTAL	33	16	207	2/2	1	42	1	66.1

RUSHING	ATT	YDS	AVG	LG	TD
Derrick Henry	13	65	5.0	31	1
Lamar Jackson	4	46	11.5	25	0
Justice Hill	2	13	6.5	9	0
TOTAL	19	124	6.5	31	1

RECEIVING	NO	YDS	AVG	LG	TD
Isaiah Likely	4	75	18.8	42	0
Justice Hill	4	28	7.0	22	0
Zay Flowers	2	39	19.5	23	1
Rashod Bateman	2	30	15.0	19	0
Mark Andrews	2	22	11.0	14	0
Tylan Wallace	1	8	8.0	8	0
Patrick Ricard	1	5	5.0	5	0
TOTAL	16	207	12.9	42	1

TOP DEFENSE	TOT	SOLO	AST	SCK	YDS	INT
Roquan Smith	13	8	5	0.0	0.0	0
Ar'Darius Washington	12	5	7	0.0	0.0	0
Kyle Hamilton	10	9	1	0.0	0.0	0

FIELD GOALS	FGM/FGA PERCENT	RESULTS
Justin Tucker	1-3 33.3	47WL, 50WL, 54G
TOTAL	1-3 33.0	

PITTSBURGH STEELERS

PASSING	ATT	CP	YDS	SK/YD	TD	LG	INT	RTG
Russell Wilson	36	23	205	4/24	0	37	1	67.5
TOTAL	36	23	205	4/24	0	37	1	67.5

RUSHING	ATT	YDS	AVG	LG	TD
Najee Harris	18	63	3.5	13	0
Jaylen Warren	9	41	4.6	9	0
Justin Fields	2	17	8.5	9	0
Russell Wilson	4	1	0.3	3	0
Cordarrelle Patterson	1	0	0.0	0	0
TOTAL	34	122	3.6	13	0

RECEIVING	NO	YDS	AVG	LG	TD
George Pickens	8	89	11.1	37	0
Najee Harris	4	30	7.5	20	0
Jaylen Warren	4	27	6.8	12	0
Darnell Washington	2	42	21.0	25	0
Pat Freiemuth	2	14	7.0	9	0
Ben Skowronek	1	4	4.0	4	0
Cordarrelle Patterson	1	0	0.0	0	0
Calvin Austin III	1	-1	-1.0	-1	0
TOTAL	23	205	8.9	37	0

TOP DEFENSE	TOT	SOLO	AST	SCK	YDS	INT
Patrick Queen	10	3	7	0.0	0.0	0
Minkah Fitzpatrick	7	4	3	0.0	0.0	0
Larry Ogunjobi	5	0	5	0.0	0.0	0

FIELD GOALS	FGM/FGA PERCENT	RESULTS
Chris Boswell	6-6 100.0	32G, 52G, 32G, 57G, 27G, 50G
TOTAL	6-6 100.0	

Team Statistics

Ravens Steelers

First Downs	16	18
3rd-Down Eff. (Made/Att/Pct)	4/11/36%	4/16/25%
4th-Down Eff. (Made/Att/Pct)	0/0/0%	0/1/0%
Total Net Yards	329	303
Total Plays	54	74
Yards Per Play	6.1	4.1
Rushes/Net Yards	19/124	34/122
Net Passing	205	181
Pass Attempts/Completions	33/16	36/23
Had Intercepted	1	1
Sacked/Yards Lost	2/2	4/24
Punts/Average	4/54.3	4/56.5
Penalties/Yards	12/80	7/45
Fumbles/Lost	2/2	0/0
Possession Time	23:38	36:22



WEEK 12

Pittsburgh Steelers 19, Cleveland Browns 24

67,431 🌐 Huntington Bank Field 🌐 Nov 21, 2024



Pittsburgh Steelers	0	3	3	13	—	19
Cleveland Browns	0	10	0	14	—	24

SCORING DRIVES

TEAM	QTR	TIME	SCORING PLAY	PIT	CLE
Steelers	2	10:53	C.Boswell 48 yd. Field Goal (10:59, 6:08)	3	0
Browns	2	04:00	N.Chubb 2 yd. run (D.Hopkins kick) (12:80, 6:53)	3	7
Browns	2	00:40	D.Hopkins 34 yd. Field Goal (6:15, 2:31)	3	10
Steelers	3	01:56	C.Boswell 28 yd. Field Goal (13:71, 7:13)	6	10
Browns	4	12:16	J.Winston 2 yd. run (J.Winston-D.Njoku pass) (10:65, 4:40)	6	18
Steelers	4	07:57	J.Warren 3 yd. run (C.Boswell kick) (7:69, 4:19)	13	18
Steelers	4	06:15	C.Austin 23 yd. pass from R.Wilson (pass failed) (3:27, 0:50)	19	18
Browns	4	00:57	N.Chubb 2 yd. run (pass failed) (9:45, 2:25)	19	24

PITTSBURGH STEELERS

PASSING	ATT	CP	YDS	SK/YD	TD	LG	INT	RTG
Russell Wilson	28	21	270	4/22	1	46	0	116.7
Justin Fields	1	0	0	0/0	0	0	0	39.6
TOTAL	29	21	270	4/22	1	46	0	112.7

RUSHING	ATT	YDS	AVG	LG	TD
Jaylen Warren	11	45	4.1	15	1
Najee Harris	16	41	2.6	11	0
Justin Fields	3	26	8.7	30	0
Russell Wilson	3	10	3.3	10	0
Cordarrelle Patterson	1	-2	-2.0	-2	0
TOTAL	34	120	3.5	30	1

RECEIVING	NO	YDS	AVG	LG	TD
Pat Freiermuth	4	59	14.8	22	0
George Pickens	4	48	12.0	31	0
Calvin Austin III	3	78	26.0	46	1
Jaylen Warren	3	19	6.3	11	0
Darnell Washington	3	14	4.7	6	0
Van Jefferson	2	39	19.5	35	0
Najee Harris	2	13	6.5	10	0
TOTAL	21	270	12.9	46	1

TOP DEFENSE	TOT	SOLO	AST	SCK	YDS	INT
Patrick Queen	7	2	5	0.0	0.0	0
Joey Porter Jr.	6	5	1	0.0	0.0	0
DeShon Elliott	6	4	2	0.0	0.0	0

FIELD GOALS	FGM/FGA	PERCENT	RESULTS
Chris Boswell	2-3	66.7	58WR, 48G, 28G
TOTAL	2-3	66.0	

CLEVELAND BROWNS

PASSING	ATT	CP	YDS	SK/YD	TD	LG	INT	RTG
Jameis Winston	27	18	219	1/0	0	29	1	76.0
TOTAL	27	18	219	1/0	0	29	1	76.0

RUSHING	ATT	YDS	AVG	LG	TD
Nick Chubb	20	59	3.0	7	2
Jerome Ford	4	19	4.8	9	0
Jameis Winston	3	7	2.3	3	1
TOTAL	27	85	3.1	9	3

RECEIVING	NO	YDS	AVG	LG	TD
Jerry Jeudy	6	85	14.2	26	0
Jordan Akins	3	38	12.7	18	0
Elijah Moore	3	21	7.0	9	0
Cedric Tillman	2	28	14.0	24	0
Blake Whiteheart	1	29	29.0	29	0
David Njoku	1	9	9.0	9	0
Jerome Ford	1	8	8.0	8	0
Nick Chubb	1	1	1.0	1	0
TOTAL	18	219	12.2	29	0

TOP DEFENSE	TOT	SOLO	AST	SCK	YDS	INT
Grant Delpit	10	6	4	0.0	0.0	0
Juan Thornhill	7	5	2	0.0	0.0	0
Martin Emerson Jr.	6	6	0	0.0	0.0	0

FIELD GOALS	FGM/FGA	PERCENT	RESULTS
Dustin Hopkins	1-1	100.0	34G
TOTAL	1-1	100.0	

Team StatisticsSteelersBrowns

First Downs	17	17
3rd-Down Eff. (Made/Att/Pct)	7/16/44%	1/10/10%
4th-Down Eff. (Made/Att/Pct)	1/3/33%	4/4/100%
Total Net Yards	368	304
Total Plays	67	55
Yards Per Play	5.5	5.5
Rushes/Net Yards	34/120	27/85
Net Passing	248	219
Pass Attempts/Completions	29/21	27/18
Had Intercepted	0	1
Sacked/Yards Lost	4/22	1/0
Punts/Average	1/15.0	3/30.7
Penalties/Yards	6/39	8/48
Fumbles/Lost	2/1	3/2
Possession Time	35:02	24:58



WEEK 13
Pittsburgh Steelers 44, Cincinnati Bengals 38
66,112 🌐 Paycor Stadium 🌐 Dec 1, 2024



Pittsburgh Steelers	7	20	7	10	—	44
Cincinnati Bengals	14	7	3	14	—	38

SCORING DRIVES

TEAM	QTR	TIME	SCORING PLAY	PIT	CIN
Bengals	1	11:49	C.Taylor-Britt 51 yd. interception return (E.McPherson kick)	0	7
Steelers	1	07:41	G.Pickens 17 yd. pass from R.Wilson (C.Boswell kick) (7-70, 4:08)	7	7
Bengals	1	05:01	C.Brown 1 yd. run (E.McPherson kick) (6-75, 2:40)	7	14
Steelers	2	14:56	C.Austin 23 yd. pass from R.Wilson (C.Boswell kick) (10-70, 5:05)	14	14
Bengals	2	09:52	J.Chase 4 yd. pass from J.Burrow (E.McPherson kick) (9-70, 5:04)	14	21
Steelers	2	07:19	N.Harris 10 yd. run (C.Boswell kick) (5-68, 2:33)	21	21
Steelers	2	03:31	C.Boswell 50 yd. Field Goal (5-29, 1:05)	24	21
Steelers	2	00:00	C.Boswell 34 yd. Field Goal (8-65, 1:56)	27	21
Bengals	3	03:53	E.McPherson 38 yd. Field Goal (12-48, 7:35)	27	24
Steelers	3	00:22	P.Freiermuth 25 yd. pass from R.Wilson (C.Boswell kick) (6-80, 3:31)	34	24
Steelers	4	11:06	P.Wilson 21 yd. fumble return (C.Boswell kick)	41	24
Bengals	4	08:39	T.Higgins 1 yd. pass from J.Burrow (E.McPherson kick) (7-70, 2:27)	41	31
Steelers	4	03:53	C.Boswell 30 yd. Field Goal (11-72, 4:46)	44	31
Bengals	4	02:39	A.Iosivas 3 yd. pass from J.Burrow (E.McPherson kick) (5-64, 1:14)	44	38

PITTSBURGH STEELERS

PASSING	ATT	CP	YDS	SK/YD	TD	LG	INT	RTG
Russell Wilson	38	29	414	2/4	3	43	1	126.4
TOTAL	38	29	414	2/4	3	43	1	126.4

RUSHING	ATT	YDS	AVG	LG	TD
Najee Harris	16	75	4.7	20	1
Cordarrelle Patterson	3	16	5.3	12	0
Jaylen Warren	3	9	3.0	6	0
Justin Fields	1	7	7.0	7	0
Russell Wilson	3	3	1.0	5	0
TOTAL	26	110	4.2	20	1

RECEIVING	NO	YDS	AVG	LG	TD
Pat Freiermuth	6	68	11.3	25t	1
Najee Harris	6	54	9.0	25	0
Jaylen Warren	4	55	13.8	29	0
George Pickens	3	74	24.7	36	1
Cordarrelle Patterson	3	37	12.3	20	0
Calvin Austin III	2	29	14.5	23t	1
MyCole Pruitt	2	21	10.5	18	0
Van Jefferson	1	43	43.0	43	0
Ben Skowronek	1	23	23.0	23	0
Darnell Washington	1	10	10.0	10	0
TOTAL	29	414	14.3	43	3

TOP DEFENSE	TOT	SOLO	AST	SCK	YDS	INT
DeShon Elliott	11	7	4	0.0	0.0	0
Patrick Queen	9	4	5	0.0	0.0	0
Minkah Fitzpatrick	6	4	2	0.0	0.0	0

FIELD GOALS	FGM/FGA PERCENT	RESULTS
Chris Boswell	3-4 75.0	50G, 34G, 42B, 30G
TOTAL	3-4 75.0	

CINCINNATI BENGALS

PASSING	ATT	CP	YDS	SK/YD	TD	LG	INT	RTG
Joe Burrow	38	28	309	4/27	3	49	1	112.7
TOTAL	38	28	309	4/27	3	49	1	112.7

RUSHING	ATT	YDS	AVG	LG	TD
Chase Brown	12	70	5.8	40	1
Khalil Herbert	1	14	14.0	14	0
Joe Burrow	2	9	4.5	8	0
TOTAL	15	93	6.2	40	1

RECEIVING	NO	YDS	AVG	LG	TD
Ja'Marr Chase	6	86	14.3	49	1
Tee Higgins	5	69	13.8	31	1
Mike Gesicki	5	53	10.6	20	0
Tanner Hudson	4	28	7.0	10	0
Andre Iosivas	3	35	11.7	17	1
Chase Brown	3	30	10.0	20	0
Drew Sample	2	8	4.0	6	0
TOTAL	28	309	11.0	49	3

TOP DEFENSE	TOT	SOLO	AST	SCK	YDS	INT
Germaine Pratt	13	5	8	0.0	0.0	0
Akeem Davis-Gaither	13	4	9	0.0	0.0	0
Geno Stone	7	4	3	0.0	0.0	0

FIELD GOALS	FGM/FGA PERCENT	RESULTS
Evan McPherson	1-1 100.0	38G
TOTAL	1-1 100.0	

Team Statistics

Steelers Bengals

First Downs	28	25
3rd-Down Eff. (Made/Att/Pct)	4/9/44%	4/8/50%
4th-Down Eff. (Made/Att/Pct)	0/0/0%	0/0/0%
Total Net Yards	520	375
Total Plays	66	57
Yards Per Play	7.9	6.6
Rushes/Net Yards	26/110	15/93
Net Passing	410	282
Pass Attempts/Completions	38/29	38/28
Had Intercepted	1	1
Sacked/Yards Lost	2/4	4/27
Punts/Average	1/38.0	2/43.5
Penalties/Yards	9/103	11/101
Fumbles/Lost	1/0	2/2
Possession Time	31:09	28:51



WEEK 14

Cleveland Browns 14, Pittsburgh Steelers 27

66,845 🌤️ Acrisure Stadium 🌤️ Dec 8, 2024



Cleveland Browns	7	0	0	7	—	14
Pittsburgh Steelers	3	10	14	0	—	27

SCORING DRIVES

TEAM	QTR	TIME	SCORING PLAY	CLE	PIT
Steelers	1	09:32	C.Boswell 30 yd. Field Goal (5-24, 2:30)	0	3
Browns	1	05:50	J.Jeudy 35 yd. pass from J.Winston (D.Hopkins kick) (7-70, 3:42)	7	3
Steelers	2	11:00	N.Harris 1 yd. run (C.Boswell kick) (5-31, 2:18)	7	10
Steelers	2	04:21	C.Boswell 54 yd. Field Goal (11-45, 5:39)	7	13
Steelers	3	08:37	V.Jefferson 10 yd. pass from R.Wilson (C.Boswell kick) (8-67, 4:03)	7	20
Steelers	3	03:51	P.Freiemuth 20 yd. pass from R.Wilson (C.Boswell kick) (5-46, 1:55)	7	27
Browns	4	07:19	D.Njoku 15 yd. pass from J.Winston (D.Hopkins kick) (14-79, 5:47)	14	27

CLEVELAND BROWNS

PASSING	ATT	CP	YDS	SK/YD	TD	LG	INT	RTG
Jameis Winston	41	24	212	3/16	2	35t	2	68.3
TOTAL	41	24	212	3/16	2	35T	2	68.3

RUSHING	ATT	YDS	AVG	LG	TD
Nick Chubb	11	48	4.4	19	0
Jerome Ford	10	28	2.8	7	0
Jameis Winston	4	28	7.0	11	0
TOTAL	25	104	4.2	19	0

RECEIVING	NO	YDS	AVG	LG	TD
David Njoku	7	42	6.0	15t	1
Jerry Jeudy	5	64	12.8	35t	1
Elijah Moore	3	34	11.3	20	0
Jerome Ford	3	19	6.3	11	0
James Proche II	2	18	9.0	14	0
Pierre Strong Jr.	2	9	4.5	6	0
Jordan Akins	1	14	14.0	14	0
Michael Woods II	1	12	12.0	12	0
TOTAL	24	212	8.8	35T	2

TOP DEFENSE	TOT	SOLO	AST	SCK	YDS	INT
Mohamoud Diabate	7	2	5	0.0	0.0	0
Devin Bush	6	1	5	0.0	0.0	0
Grant Delpit	6	1	5	0.0	0.0	0

FIELD GOALS	FGM/FGA	PERCENT	RESULTS
Dustin Hopkins	0-2	0.0	38WL, 43WR
TOTAL	0-2	0.0	

PITTSBURGH STEELERS

PASSING	ATT	CP	YDS	SK/YD	TD	LG	INT	RTG
Russell Wilson	26	15	158	1/11	2	22	0	101.1
TOTAL	26	15	158	1/11	2	22	0	101.1

RUSHING	ATT	YDS	AVG	LG	TD
Najee Harris	16	53	3.3	20	1
Jaylen Warren	9	47	5.2	14	0
Russell Wilson	6	17	2.8	8	0
Cordarrelle Patterson	4	3	0.8	4	0
TOTAL	35	120	3.4	20	1

RECEIVING	NO	YDS	AVG	LG	TD
Pat Freiemuth	3	48	16.0	21	1
Scotty Miller	3	38	12.7	21	0
Mike Williams	3	36	12.0	22	0
Jaylen Warren	2	25	12.5	14	0
Van Jefferson	1	10	10.0	10t	1
Calvin Austin III	1	4	4.0	4	0
MyCole Pruitt	1	-1	-1.0	-1	0
Cordarrelle Patterson	1	-2	-2.0	-2	0
TOTAL	15	158	10.5	22	2

TOP DEFENSE	TOT	SOLO	AST	SCK	YDS	INT
DeShon Elliott	13	9	4	0.0	0.0	0
Patrick Queen	10	5	5	0.0	0.0	0
Joey Porter Jr.	6	5	1	0.0	0.0	0

FIELD GOALS	FGM/FGA	PERCENT	RESULTS
Chris Boswell	2-2	100.0	30G, 54G
TOTAL	2-2	100.0	

Team Statistics

First Downs	20	15
3rd-Down Eff. (Made/Att/Pct)	2/13/15%	6/14/43%
4th-Down Eff. (Made/Att/Pct)	3/4/75%	0/0/0%
Total Net Yards	300	267
Total Plays	69	62
Yards Per Play	4.3	4.3
Rushes/Net Yards	25/104	35/120
Net Passing	196	147
Pass Attempts/Completions	41/24	26/15
Had Intercepted	2	0
Sacked/Yards Lost	3/16	1/11
Punts/Average	5/45.2	6/52.3
Penalties/Yards	9/81	6/61
Fumbles/Lost	2/1	1/1
Possession Time	30:00	30:00

Browns Steelers



WEEK 15

Pittsburgh Steelers 13, Philadelphia Eagles 27

69,879 🏟️ Lincoln Financial Field 🏟️ Dec 15, 2024



Pittsburgh Steelers	3	10	0	0	—	13
Philadelphia Eagles	10	7	3	7	—	27

SCORING DRIVES

TEAM	QTR	TIME	SCORING PLAY	PIT	PHI
Eagles	1	09:56	J.Elliott 34 yd. Field Goal (7-54, 3:33)	0	3
Steelers	1	03:42	C.Boswell 37 yd. Field Goal (4-8, 0:31)	3	3
Eagles	1	01:13	A.Brown 5 yd. pass from J.Hurts (J.Elliott kick) (6-70, 2:29)	3	10
Eagles	2	09:07	D.Smith 2 yd. pass from J.Hurts (J.Elliott kick) (9-45, 4:33)	3	17
Steelers	2	02:34	P.Freiermuth 9 yd. pass from R.Wilson (C.Boswell kick) (11-70, 6:33)	10	17
Steelers	2	00:37	C.Boswell 49 yd. Field Goal (5-14, 0:40)	13	17
Eagles	3	07:52	J.Elliott 41 yd. Field Goal (13-47, 7:08)	13	20
Eagles	4	14:17	J.Hurts 1 yd. run (J.Elliott kick) (13-74, 6:33)	13	27

PITTSBURGH STEELERS

PASSING	ATT	CP	YDS	SK/YD	TD	LG	INT	RTG
Russell Wilson	22	14	128	2/21	1	31	0	94.5
TOTAL	22	14	128	2/21	1	31	0	94.5

RUSHING	ATT	YDS	AVG	LG	TD
Najee Harris	6	14	2.3	7	0
Russell Wilson	4	13	3.3	8	0
Jaylen Warren	4	12	3.0	6	0
Cordarrelle Patterson	2	9	4.5	5	0
Justin Fields	1	8	8.0	8	0
TOTAL	17	56	3.3	8	0

RECEIVING	NO	YDS	AVG	LG	TD
Calvin Austin III	5	65	13.0	31	0
Pat Freiermuth	3	22	7.3	12	1
Ben Skowronek	1	17	17.0	17	0
Mike Williams	1	15	15.0	15	0
Najee Harris	1	7	7.0	7	0
Jaylen Warren	1	3	3.0	3	0
Van Jefferson	1	0	0.0	0	0
Cordarrelle Patterson	1	-1	-1.0	-1	0
TOTAL	14	128	9.1	31	1

TOP DEFENSE	TOT	SOLO	AST	SCK	YDS	INT
Patrick Queen	11	6	5	0.0	0.0	0
Alex Highsmith	8	6	2	1.0	8.0	0
Damontae Kazee	8	4	4	0.0	0.0	0

FIELD GOALS	FGM/FGA	PERCENT	RESULTS
Chris Boswell	2-2	100.0	37G, 49G
TOTAL	2-2	100.0	

PHILADELPHIA EAGLES

PASSING	ATT	CP	YDS	SK/YD	TD	LG	INT	RTG
Jalen Hurts	32	25	290	3/20	2	22	0	125.3
TOTAL	32	25	290	3/20	2	22	0	125.3

RUSHING	ATT	YDS	AVG	LG	TD
Saquon Barkley	19	65	3.4	22	0
Jalen Hurts	15	45	3.0	23	1
Kenneth Gainwell	7	20	2.9	7	0
DeVonta Smith	1	1	1.0	1	0
TOTAL	42	131	3.1	23	1

RECEIVING	NO	YDS	AVG	LG	TD
DeVonta Smith	11	109	9.9	22	1
A.J. Brown	8	110	13.8	21	1
Kenneth Gainwell	3	40	13.3	16	0
Saquon Barkley	2	9	4.5	5	0
Grant Calcaterra	1	22	22.0	22	0
TOTAL	25	290	11.6	22	2

TOP DEFENSE	TOT	SOLO	AST	SCK	YDS	INT
Nakobe Dean	10	7	3	0.0	0.0	0
Zack Baun	5	5	0	0.0	0.0	0
Nolan Smith	4	3	1	1.0	10.0	0

FIELD GOALS	FGM/FGA	PERCENT	RESULTS
Jake Elliott	2-2	100.0	34G, 41G
TOTAL	2-2	100.0	

Team StatisticsSteelersEagles

First Downs	10	26
3rd-Down Eff. (Made/Att/Pct)	3/10/30%	10/17/59%
4th-Down Eff. (Made/Att/Pct)	0/0/0%	1/1/100%
Total Net Yards	163	401
Total Plays	41	77
Yards Per Play	4.0	5.2
Rushes/Net Yards	17/56	42/131
Net Passing	107	270
Pass Attempts/Completions	22/14	32/25
Had Intercepted	0	0
Sacked/Yards Lost	2/21	3/20
Punts/Average	5/43.0	1/29.0
Penalties/Yards	5/60	7/54
Fumbles/Lost	2/1	2/2
Possession Time	20:08	39:52



WEEK 16

Pittsburgh Steelers 17, Baltimore Ravens 34

71,313 M&T Bank Stadium Dec 21, 2024



Pittsburgh Steelers	0	10	7	0	—	17
Baltimore Ravens	7	10	7	10	—	34

SCORING DRIVES

TEAM	QTR	TIME	SCORING PLAY	PIT	BAL
Ravens	1	05:52	I.Likely 9 yd. pass from L.Jackson (J.Tucker kick) (6-41, 3:08)	0	7
Steelers	2	14:56	M.Pruitt 1 yd. pass from R.Wilson (C.Boswell kick) (10-73, 5:56)	7	7
Ravens	2	07:28	R.Bateman 14 yd. pass from L.Jackson (J.Tucker kick) (8-96, 3:29)	7	14
Ravens	2	01:43	J.Tucker 51 yd. Field Goal (10-39, 4:14)	7	17
Steelers	2	00:00	C.Boswell 51 yd. Field Goal (9-37, 1:43)	10	17
Steelers	3	05:14	C.Patterson 12 yd. pass from R.Wilson (C.Boswell kick) (8-88, 4:38)	17	17
Ravens	3	01:50	M.Andrews 7 yd. pass from L.Jackson (J.Tucker kick) (6-60, 3:24)	17	24
Ravens	4	13:06	M.Humphrey 37 yd. interception return (J.Tucker kick)	17	31
Ravens	4	03:10	J.Tucker 23 yd. Field Goal (11-86, 6:09)	17	34

PITTSBURGH STEELERS

PASSING	ATT	CP	YDS	SK/YD	TD	LG	INT	RTG
Russell Wilson	33	22	217	3/19	2	44	1	92.6
TOTAL	33	22	217	3/19	2	44	1	92.6

RUSHING	ATT	YDS	AVG	LG	TD
Jaylen Warren	12	48	4.0	11	0
Najee Harris	9	42	4.7	11	0
Russell Wilson	3	27	9.0	19	0
TOTAL	24	117	4.9	19	0

RECEIVING	NO	YDS	AVG	LG	TD
Jaylen Warren	5	44	8.8	13	0
Calvin Austin III	4	65	16.3	44	0
Mike Williams	3	24	8.0	13	0
Pat Freiermuth	3	16	5.3	7	0
Van Jefferson	2	27	13.5	21	0
Ben Skowronek	2	25	12.5	17	0
Cordarrelle Patterson	1	12	12.0	12t	1
Connor Heyward	1	3	3.0	3	0
MyCole Pruitt	1	1	1.0	1t	1
TOTAL	22	217	9.9	44	2

TOP DEFENSE	TOT	SOLO	AST	SCK	YDS	INT
Patrick Queen	8	4	4	0.0	0.0	0
Damontae Kazee	7	7	0	0.0	0.0	0
Minkah Fitzpatrick	6	2	4	0.0	0.0	1

FIELD GOALS	FGM/FGA	PERCENT	RESULTS
Chris Boswell	1-1	100.0	51G
TOTAL	1-1	100.0	

BALTIMORE RAVENS

PASSING	ATT	CP	YDS	SK/YD	TD	LG	INT	RTG
Lamar Jackson	23	15	207	1/9	3	49	1	115.4
TOTAL	23	15	207	1/9	3	49	1	115.4

RUSHING	ATT	YDS	AVG	LG	TD
Derrick Henry	24	162	6.8	44	0
Justice Hill	2	30	15.0	25	0
Lamar Jackson	9	22	2.4	8	0
Zay Flowers	1	3	3.0	3	0
Rasheen Ali	1	2	2.0	2	0
Mark Andrews	1	1	1.0	1	0
TOTAL	38	220	5.8	44	0

RECEIVING	NO	YDS	AVG	LG	TD
Zay Flowers	5	100	20.0	49	0
Mark Andrews	4	37	9.3	16	1
Isaiah Likely	3	29	9.7	19	1
Derrick Henry	2	27	13.5	16	0
Rashod Bateman	1	14	14.0	14t	1
TOTAL	15	207	13.8	49	3

TOP DEFENSE	TOT	SOLO	AST	SCK	YDS	INT
Roquan Smith	10	5	5	0.0	0.0	0
Kyle Hamilton	8	5	3	0.0	0.0	0
Nnamdi Madubuike	7	4	3	0.5	2.5	0

FIELD GOALS	FGM/FGA	PERCENT	RESULTS
Justin Tucker	2-2	100.0	51G, 23G
TOTAL	2-2	100.0	

Team StatisticsSteelersRavens

First Downs	19	25
3rd-Down Eff. (Made/Att/Pct)	4/10/40%	4/10/40%
4th-Down Eff. (Made/Att/Pct)	0/1/0%	0/0/0%
Total Net Yards	315	418
Total Plays	60	62
Yards Per Play	5.3	6.7
Rushes/Net Yards	24/117	38/220
Net Passing	198	198
Pass Attempts/Completions	33/22	23/15
Had Intercepted	1	1
Sacked/Yards Lost	3/19	1/9
Punts/Average	5/49.4	3/35.0
Penalties/Yards	5/29	2/10
Fumbles/Lost	2/1	3/0
Possession Time	27:35	32:25



29

WEEK 17
Kansas City Chiefs 29, Pittsburgh Steelers 10
67,311 🇺🇸 Acrisure Stadium 🇺🇸 Dec 25, 2024



10

Kansas City Chiefs	13	0	3	13	—	29
Pittsburgh Steelers	0	7	3	0	—	10

SCORING DRIVES

TEAM	QTR	TIME	SCORING PLAY	KC	PIT
Chiefs	1	09:19	X.Worthy 7 yd. pass from P.Mahomes (kick failed, wr) (8-42, 3:56)	6	0
Chiefs	1	04:00	Ju.Watson 11 yd. pass from P.Mahomes (H.Butker kick) (7-79, 2:33)	13	0
Steelers	2	10:28	R.Wilson 1 yd. run (C.Boswell kick) (11-72, 5:08)	13	7
Chiefs	3	12:21	H.Butker 32 yd. Field Goal (8-54, 2:39)	16	7
Steelers	3	05:45	C.Boswell 36 yd. Field Goal (12-52, 6:36)	16	10
Chiefs	4	14:56	K.Hunt 2 yd. run (pass failed) (11-77, 5:49)	22	10
Chiefs	4	12:38	T.Kelce 12 yd. pass from P.Mahomes (H.Butker kick) (4-34, 1:24)	29	10

KANSAS CITY CHIEFS

PASSING	ATT	CP	YDS	SK/YD	TD	LG	INT	RTG
Patrick Mahomes	38	29	320	0/0	3	49	0	127.1
TOTAL	38	29	320	0/0	3	49	0	127.1

RUSHING	ATT	YDS	AVG	LG	TD
Kareem Hunt	9	20	2.2	6	1
Isiah Pacheco	6	18	3.0	8	0
Patrick Mahomes	1	12	12.0	12	0
Xavier Worthy	2	10	5.0	6	0
Samaje Perine	2	9	4.5	9	0
TOTAL	20	69	3.5	12	1

RECEIVING	NO	YDS	AVG	LG	TD
Travis Kelce	8	84	10.5	20	1
Xavier Worthy	8	79	9.9	21	1
Hollywood Brown	4	46	11.5	17	0
Justin Watson	2	60	30.0	49	1
Samaje Perine	2	20	10.0	14	0
JuJu Smith-Schuster	2	18	9.0	13	0
DeAndre Hopkins	2	7	3.5	4	0
Noah Gray	1	6	6.0	6	0
TOTAL	29	320	11.0	49	3

TOP DEFENSE	TOT	SOLO	AST	SCK	YDS	INT
Chris Roland-Wallace	10	6	4	0.0	0.0	0
Drue Tranquill	9	6	3	0.0	0.0	0
Nick Bolton	8	3	5	0.0	0.0	0

FIELD GOALS	FGM/FGA	PERCENT	RESULTS
Harrison Butker	1-1	100.0	32G
TOTAL	1-1	100.0	

PITTSBURGH STEELERS

PASSING	ATT	CP	YDS	SK/YD	TD	LG	INT	RTG
Russell Wilson	37	23	205	5/43	0	41	1	65.7
TOTAL	37	23	205	5/43	0	41	1	65.7

RUSHING	ATT	YDS	AVG	LG	TD
Najee Harris	13	74	5.7	20	0
Jaylen Warren	11	71	6.5	22	0
Russell Wilson	6	55	9.2	15	1
Cordarrelle Patterson	1	2	2.0	2	0
TOTAL	31	202	6.5	22	1

RECEIVING	NO	YDS	AVG	LG	TD
Pat Freiemuth	7	60	8.6	15	0
Jaylen Warren	5	41	8.2	21	0
Calvin Austin III	4	31	7.8	14	0
George Pickens	3	50	16.7	41	0
Najee Harris	2	7	3.5	5	0
Connor Heyward	1	8	8.0	8	0
Darnell Washington	1	8	8.0	8	0
TOTAL	23	205	8.9	41	0

TOP DEFENSE	TOT	SOLO	AST	SCK	YDS	INT
Minkah Fitzpatrick	7	6	1	0.0	0.0	0
Patrick Queen	7	5	2	0.0	0.0	0
Donte Jackson	4	4	0	0.0	0.0	0

FIELD GOALS	FGM/FGA	PERCENT	RESULTS
Chris Boswell	1-1	100.0	36G
TOTAL	1-1	100.0	

Team Statistics

First Downs	20	23
3rd-Down Eff. (Made/Att/Pct)	3/10/30%	8/16/50%
4th-Down Eff. (Made/Att/Pct)	1/1/100%	0/1/0%
Total Net Yards	389	364
Total Plays	58	73
Yards Per Play	6.7	5.0
Rushes/Net Yards	20/69	31/202
Net Passing	320	162
Pass Attempts/Completions	38/29	37/23
Had Intercepted	0	1
Sacked/Yards Lost	0/0	5/43
Punts/Average	5/53.8	4/44.5
Penalties/Yards	9/90	4/25
Fumbles/Lost	1/0	2/1
Possession Time	28:38	31:22

Chiefs Steelers



WEEK 18

Cincinnati Bengals 19, Pittsburgh Steelers 17

65,631 🌐 Acrisure Stadium 🌐 Jan 4, 2025



Cincinnati Bengals	10	3	3	3	—	19
Pittsburgh Steelers	0	7	0	10	—	17

SCORING DRIVES

TEAM	QTR	TIME	SCORING PLAY	CIN	PIT
Bengals	1	09:49	J.Chase 12 yd. pass from J.Burrow (C.York kick) (9-73, 5:11)	7	0
Bengals	1	01:24	C.York 48 yd. Field Goal (11-37, 6:23)	10	0
Steelers	2	09:54	N.Harris 1 yd. run (C.Boswell kick) (13-73, 6:30)	10	7
Bengals	2	00:16	C.York 27 yd. Field Goal (7-28, 0:32)	13	7
Bengals	3	06:56	C.York 35 yd. Field Goal (11-47, 6:28)	16	7
Bengals	4	11:02	C.York 23 yd. Field Goal (15-82, 8:31)	19	7
Steelers	4	08:07	P.Freiermuth 19 yd. pass from R.Wilson (C.Boswell kick) (9-65, 2:55)	19	14
Steelers	4	02:39	C.Boswell 54 yd. Field Goal (6-2, 2:35)	19	17

CINCINNATI BENGALS

PASSING	ATT	CP	YDS	SK/YD	TD	LG	INT	RTG
Joe Burrow	46	37	277	4/31	1	19	1	89.9
TOTAL	46	37	277	4/31	1	19	1	89.9

RUSHING	ATT	YDS	AVG	LG	TD
Khalil Herbert	20	69	3.5	8	0
Joe Burrow	1	-1	-1.0	-1	0
TOTAL	21	68	3.2	8	0

RECEIVING	NO	YDS	AVG	LG	TD
Ja'Marr Chase	10	96	9.6	19	1
Mike Gesicki	8	68	8.5	16	0
Khalil Herbert	7	14	2.0	6	0
Tee Higgins	4	53	13.3	18	0
Drew Sample	4	14	3.5	8	0
Andrei Iosivas	2	12	6.0	9	0
Tanner Hudson	1	11	11.0	11	0
Cam Grandy	1	9	9.0	9	0
TOTAL	37	277	7.5	19	1

TOP DEFENSE	TOT	SOLO	AST	SCK	YDS	INT
Akeem Davis-Gaither	12	8	4	0.0	0.0	0
Josh Newton	7	6	1	0.0	0.0	0
Trey Hendrickson	5	3	2	3.5	24.5	0

FIELD GOALS	FGM/FGA	PERCENT	RESULTS
Cade York	4-4	100.0	48G, 27G, 35G, 23G
TOTAL	4-4	100.0	

PITTSBURGH STEELERS

PASSING	ATT	CP	YDS	SK/YD	TD	LG	INT	RTG
Russell Wilson	31	17	148	4/29	1	25	0	78.4
TOTAL	31	17	148	4/29	1	25	0	78.4

RUSHING	ATT	YDS	AVG	LG	TD
Najee Harris	12	36	3.0	11	1
Jaylen Warren	6	21	3.5	9	0
Russell Wilson	4	16	4.0	12	0
Cordarrelle Patterson	1	1	1.0	1	0
TOTAL	23	74	3.2	12	1

RECEIVING	NO	YDS	AVG	LG	TD
Pat Freiermuth	8	85	10.6	19t	1
Najee Harris	4	20	5.0	12	0
Van Jefferson	3	18	6.0	8	0
Mike Williams	1	25	25.0	25	0
George Pickens	1	0	0.0	0	0
TOTAL	17	148	8.7	25	1

TOP DEFENSE	TOT	SOLO	AST	SCK	YDS	INT
Cory Trice Jr.	11	7	4	0.0	0.0	0
Payton Wilson	9	7	2	0.0	0.0	0
DeShon Elliott	8	7	1	0.0	0.0	0

FIELD GOALS	FGM/FGA	PERCENT	RESULTS
Chris Boswell	1-1	100.0	54G
TOTAL	1-1	100.0	

Team Statistics

First Downs	21	16
3rd-Down Eff. (Made/Att/Pct)	5/13/38%	4/12/33%
4th-Down Eff. (Made/Att/Pct)	0/1/0%	0/2/0%
Total Net Yards	314	193
Total Plays	71	58
Yards Per Play	4.4	3.3
Rushes/Net Yards	21/68	23/74
Net Passing	246	119
Pass Attempts/Completions	46/37	31/17
Had Intercepted	1	0
Sacked/Yards Lost	4/31	4/29
Punts/Average	3/48.7	5/42.6
Penalties/Yards	6/25	3/20
Fumbles/Lost	3/1	2/1
Possession Time	38:00	22:00

Bengals Steelers



AFC WILD CARD PLAYOFF GAME
Pittsburgh Steelers 14, Baltimore Ravens 28
70,546 🏡 M&T Bank Stadium 🏡 Jan 11, 2025



Pittsburgh Steelers	0	0	14	0	—	14
Baltimore Ravens	7	14	7	0	—	28

SCORING DRIVES

TEAM	QTR	TIME	SCORING PLAY	PIT	BAL
Ravens	1	04:45	R.Bateman 15 yd. pass from L.Jackson (J.Tucker kick) (13-95, 7:13)	0	7
Ravens	2	04:09	D.Henry 8 yd. run (J.Tucker kick) (13-85, 7:56)	0	14
Ravens	2	00:02	J.Hill 5 yd. pass from L.Jackson (J.Tucker kick) (9-90, 1:51)	0	21
Steelers	3	08:05	V.Jefferson 30 yd. pass from R.Wilson (C.Boswell kick) (9-98, 3:24)	7	21
Ravens	3	05:49	D.Henry 44 yd. run (J.Tucker kick) (4-70, 2:16)	7	28
Steelers	3	03:24	G.Pickens 36 yd. pass from R.Wilson (C.Boswell kick) (5-70, 2:25)	14	28

PITTSBURGH STEELERS

PASSING	ATT	CP	YDS	SK/YD	TD	LG	INT	RTG
Russell Wilson	29	20	270	4/19	2	37	0	121.3
Justin Fields	1	0	0	0/0	0	0	0	39.6
TOTAL	30	20	270	4/19	2	37	0	117.4

RUSHING	ATT	YDS	AVG	LG	TD
Najee Harris	6	17	2.8	5	0
Russell Wilson	3	6	2.0	5	0
Jaylen Warren	2	6	3.0	4	0
TOTAL	11	29	2.6	5	0

RECEIVING	NO	YDS	AVG	LG	TD
George Pickens	5	87	17.4	36t	1
Jaylen Warren	4	19	4.8	7	0
Najee Harris	3	41	13.7	21	0
Pat Freiermuth	3	15	5.0	9	0
Van Jefferson	2	37	18.5	30t	1
Mike Williams	1	37	37.0	37	0
Calvin Austin III	1	25	25.0	25	0
Darnell Washington	1	9	9.0	9	0
TOTAL	20	270	13.5	37	2

TOP DEFENSE	TOT	SOLO	AST	SCK	YDS	INT
Elandon Roberts	14	7	7	0.0	0.0	0
Patrick Queen	10	4	6	0.0	0.0	0
Cameron Heyward	10	3	7	0.0	0.0	0

FIELD GOALS	FGM/FGA	PERCENT	RESULTS
No Field Goals			

BALTIMORE RAVENS

PASSING	ATT	CP	YDS	SK/YD	TD	LG	INT	RTG
Lamar Jackson	21	16	175	1/10	2	25	0	132.0
TOTAL	21	16	175	1/10	2	25	0	132.0

RUSHING	ATT	YDS	AVG	LG	TD
Derrick Henry	26	186	7.2	44t	2
Lamar Jackson	15	81	5.4	20	0
Steven Sims	1	15	15.0	15	0
Justice Hill	6	12	2.0	5	0
Mark Andrews	2	5	2.5	3	0
TOTAL	50	299	6.0	44T	2

RECEIVING	NO	YDS	AVG	LG	TD
Justice Hill	4	13	3.3	7	1
Isaiah Likely	3	53	17.7	25	0
Anthony Miller	3	12	4.0	5	0
Mark Andrews	2	27	13.5	20	0
Rashod Bateman	2	24	12.0	15t	1
Nelson Agholor	1	25	25.0	25	0
Tylan Wallace	1	21	21.0	21	0
TOTAL	16	175	10.9	25	2

TOP DEFENSE	TOT	SOLO	AST	SCK	YDS	INT
Ar'Darius Washington	7	5	2	0.0	0.0	0
Roquan Smith	5	3	2	0.0	0.0	0
Nnamdi Madubuike	4	3	1	2.0	8.0	0

FIELD GOALS	FGM/FGA	PERCENT	RESULTS
No Field Goals			

Team Statistics

	Steelers	Ravens
First Downs	11	29
3rd-Down Eff. (Made/Att/Pct)	5/11/45%	10/15/67%
4th-Down Eff. (Made/Att/Pct)	0/1/0%	0/0/0%
Total Net Yards	280	464
Total Plays	45	72
Yards Per Play	6.2	6.4
Rushes/Net Yards	11/29	50/299
Net Passing	251	165
Pass Attempts/Completions	30/20	21/16
Had Intercepted	0	0
Sacked/Yards Lost	4/19	1/10
Punts/Average	5/51.4	4/45.8
Penalties/Yards	7/41	3/14
Fumbles/Lost	0/0	1/0
Possession Time	20:27	39:33

1980 (AFC CENTRAL)				
Wk	CIN	CLE*	HOU#	PIT
1	0-1	0-1	0-1	1-0
2	0-2	0-2	1-1	2-0
3	1-2	1-2	2-1	2-1
4	1-3	2-2	3-1	3-1
5	1-4	2-3	3-2	4-1
6	2-4	3-3	3-3	4-2
7	3-4	4-3	4-3	4-3
8	3-5	5-3	5-3	4-4
9	3-6	6-3	6-3	5-4
10	3-7	7-3	7-3	6-4
11	3-8	7-4	8-4	7-4
12	3-9	8-4	8-4	7-5
13	4-9	9-4	8-5	8-5
14	5-9	10-4	9-5	8-6
15	6-9	10-5	10-5	9-6
16	6-10	11-5	11-5	9-7

1981 (AFC CENTRAL)				
Wk	CIN*	CLE	HOU	PIT
1	1-0	0-1	1-0	0-1
2	2-0	0-2	2-0	0-2
3	2-1	1-2	2-1	1-2
4	3-1	2-2	2-2	2-2
5	3-2	2-3	3-2	3-2
6	4-2	2-4	4-2	4-2
7	5-2	3-4	4-3	4-3
8	5-3	4-4	4-4	5-3
9	6-3	4-5	4-5	5-4
10	7-3	4-6	5-5	5-5
11	8-3	5-6	5-6	6-5
12	9-3	5-7	5-7	7-5
13	10-3	5-8	5-8	8-5
14	10-4	5-6	6-8	8-6
15	11-4	5-10	6-9	8-7
16	12-4	5-11	7-9	8-8

1982 (AFC CENTRAL)				
Wk	CIN+	CLE+	HOU	PIT+
1	1-0	1-0	0-1	1-0
2	1-1	1-1	1-1	2-0
3	Games Canceled (NFL Player Strike)			
4	Games Canceled (NFL Player Strike)			
5	Games Canceled (NFL Player Strike)			
6	Games Canceled (NFL Player Strike)			
7	Games Canceled (NFL Player Strike)			
8	Games Canceled (NFL Player Strike)			
9	Games Canceled (NFL Player Strike)			
10	2-1	2-1	1-2	3-0
11	3-1	2-2	1-3	3-1
12	4-1	2-3	1-4	4-1
13	5-1	2-4	1-5	4-2
14	5-2	3-4	1-6	4-3
15	6-2	4-4	1-7	5-3
16	7-2	4-5	1-8	6-3

1983 (AFC CENTRAL)				
Wk	CIN	CLE	HOU	PIT*
1	0-1	0-1	0-1	0-1
2	0-2	1-1	0-2	1-1
3	0-3	2-1	0-3	2-1
4	1-3	3-1	0-4	2-2
5	1-4	3-2	0-5	3-2
6	1-5	4-2	0-6	4-2
7	1-6	4-3	0-7	5-2
8	2-6	4-4	0-8	6-2
9	3-6	5-4	0-9	7-2
10	4-6	5-5	0-10	8-2
11	4-7	6-5	1-10	9-2
12	5-7	7-5	1-11	9-3
13	5-8	8-5	1-12	9-4
14	6-8	8-6	1-13	9-5
15	7-8	8-7	2-13	10-5
16	7-9	9-7	2-14	10-6

1984 (AFC CENTRAL)				
Wk	CIN	CLE	HOU#	PIT*
1	0-1	0-1	0-1	0-1
2	0-2	0-2	0-2	1-1
3	0-3	0-3	0-3	2-1
4	0-4	1-3	0-4	2-2
5	0-5	1-4	0-5	3-2
6	1-5	1-5	0-6	3-3
7	1-6	1-6	0-7	4-3
8	2-6	1-7	0-8	4-4
9	3-6	1-8	0-9	5-4
10	3-7	2-8	0-10	6-4
11	4-7	2-9	1-10	6-5
12	4-8	3-9	2-10	6-6
13	5-8	4-9	2-11	7-6
14	6-8	4-10	3-11	7-7
15	7-8	4-11	3-12	8-7
16	8-8	5-11	3-13	9-7

1985 (AFC CENTRAL)				
Wk	CIN	CLE*	HOU	PIT
1	0-1	0-1	1-0	1-0
2	0-2	1-1	1-1	1-1
3	0-3	1-2	1-2	2-1
4	1-3	2-2	1-3	2-2
5	1-4	3-2	1-4	2-3
6	2-4	4-2	1-5	2-4
7	2-5	4-3	2-5	3-4
8	3-5	4-4	3-5	3-5
9	4-5	4-5	4-5	4-5
10	5-5	4-6	4-6	5-5
11	5-6	5-6	4-7	6-5
12	5-7	6-6	5-7	6-6
13	6-7	7-6	5-8	6-7
14	7-7	7-7	5-9	6-8
15	7-8	8-7	5-10	7-8
16	7-9	8-8	5-11	7-9

1986 (AFC CENTRAL)				
Wk	CIN	CLE*	HOU	PIT
1	0-1	0-1	1-0	0-1
2	1-1	1-1	1-1	0-2
3	2-1	1-2	1-2	0-3
4	2-2	2-2	1-3	1-3
5	3-2	3-2	1-4	1-4
6	4-2	4-2	1-5	1-5
7	5-2	4-3	1-6	1-6
8	5-3	5-3	1-7	2-6
9	6-3	6-3	1-8	3-6
10	6-4	7-3	2-4	3-7
11	7-4	7-4	2-9	4-7
12	8-4	8-4	3-9	4-8
13	8-5	9-4	3-10	4-9
14	9-5	10-4	3-11	5-9
15	9-5	11-4	4-11	6-9
16	10-6	12-4	5-11	6-10

1987 (AFC CENTRAL)				
Wk	CIN	CLE*	HOU#	PIT
1	1-0	0-1	1-0	1-0
2	1-1	1-1	1-1	1-1
3	Game Canceled (NFL Player Strike)			
4	1-2	2-1	2-1	2-1
5	2-2	2-2	3-1	2-2
6	2-3	3-2	3-2	3-2
7	2-4	4-2	4-2	4-2
8	2-5	4-3	5-2	4-3
9	2-6	5-3	5-3	5-3
10	3-6	6-3	6-3	5-4
11	3-7	7-3	6-4	6-4
12	3-8	7-4	6-5	6-5
13	4-8	7-5	7-5	7-5
14	4-9	8-5	7-6	8-5
15	4-10	9-5	8-6	8-6
16	4-11	10-5	9-6	8-7

1988 (AFC CENTRAL)				
Wk	CIN*	CLE#	HOU#	PIT
1	1-0	1-0	1-0	1-0
2	2-0	1-1	2-0	1-1
3	3-0	2-1	2-1	1-2
4	4-0	2-2	3-1	1-3
5	5-0	3-2	3-2	1-4
6	6-0	3-3	4-2	1-5
7	6-1	4-3	5-2	1-6
8	7-1	5-3	5-3	2-6
9	7-2	6-3	6-3	2-7
10	8-2	6-4	7-3	2-8
11	8-3	6-5	7-4	2-9
12	9-3	7-5	8-4	2-10
13	10-3	8-5	9-4	3-10
14	11-3	9-5	9-5	4-10
15	11-4	9-6	10-5	4-11
16	12-4	10-6	10-6	5-11

1989 (AFC CENTRAL)				
Wk	CIN*	CLE	HOU#	PIT
1	0-1	1-0	0-1	0-1
2	1-1	2-0	1-1	0-2
3	2-1	2-1	1-1	0-2
4	3-1	3-1	2-2	2-2
5	4-1	3-2	2-3	2-3
6	4-2	3-3	3-3	3-3
7	4-3	4-3	4-3	3-4
8	5-3	5-3	4-4	4-4
9	5-4	6-3	5-4	4-5
10	5-5	7-3	6-4	4-6
11	6-5	7-3-1	7-4	5-6
12	6-6	7-4-1	7-5	6-6
13	7-6	7-5-1	8-5	6-7
14	7-7	7-6-1	9-5	7-7
15	8-7	8-6-1	9-6	8-7
16	8-8	9-6-1	9-7	9-7

1990 (AFC CENTRAL)				
Wk	CIN*	CLE	HOU#	PIT
1	1-0	1-0	0-1	0-1
2	2-0	1-1	0-2	1-1
3	3-0	1-2	1-2	1-2
4	3-1	1-3	2-2	1-3
5	4-1	2-3	2-3	2-3
6	4-2	2-4	3-3	3-3
7	5-2	2-5	4-3	3-4
8	5-3	2-6	4-4	4-4
9	5-4	2-7	4-5	5-4
10	6-4	2-8	5-5	5-5
11	6-5	2-9	6-5	6-5
12	7-5	2-10	6-6	6-6
13	7-6	2-11	7-6	7-6
14	7-7	3-11	8-6	8-6
15	8-7	3-12	8-7	9-6
16	9-7	3-13	9-7	9-7

1991 (AFC CENTRAL)				
Wk	CIN	CLE	HOU*	PIT
1	0-1	0-1	1-0	1-0
2	0-2	1-1	2-0	1-1
3	0-3	2-1	3-0	2-1
4	0-4	2-2	3-1	2-2
5	0-5	2-3	4-1	3-2
6	0-6	2-4	5-1	3-3
7	0-7	3-4	6-1	3-4
8	0-8	4-4	7-1	3-5
9	1-8	4-5	7-2	3-6
10	1-9	4-6	8-2	4-6
11	1-10	4-7	9-2	4-7
12	1-11	5-7	9-3	5-7
13	2-11	6-7	9-4	5-8
14	2-12	6-8	10-4	5-9
15	2-13	6-9	11-4	6-9
16	3-13	6-10	11-5	7-9

1992 (AFC CENTRAL)				
Wk	CIN	CLE	HOU#	PIT*
1	1-0	0-1	0-1	1-0
2	2-0	0-2	1-1	2-0
3	2-1	1-2	2-1	3-0
4	2-2	1-3	3-1	3-1
5	2-3	2-3	4-1	3-2
6	2-4	3-3	4-2	4-2
7	2-5	4-3	5-2	5-2
8	3-5	4-4	5-3	6-2
9	4-5	5-4	5-4	6-3
10	4-6	5-5	6-4	7-3
11	4-7	5-6	6-5	8-3
12	4-8	6-6	7-5	9-3
13	4-9	7-6	8-5	10-3
14	4-10	7-7	8-6	10-4
15	5-10	7-8	9-6	10-5
16	5-11	7-9	10-6	11-5

1993 (AFC CENTRAL)				
Wk	CIN	CLE	HOU*	PIT#
1	0-1	1-0	0-1	0-1
2	0-2	2-0	1-1	0-2
3	0-3	3-0	1-2	1-2
4	0-4	3-1	1-3	2-2
5	0-5	3-2	1-4	3-2
6	0-6	4-2	2-4	4-2
7	0-7	5-2	3-4	4-3
8	0-8	5-3	4-4	5-3
9	0-9	5-4	5-4	6-3
10	0-10	5-5	6-4	6-4
11	1-10	5-6	7-4	6-5
12	1-11	6-6	8-4	7-5
13	1-12	6-7	9-4	8-5
14	2-12	6-8	10-4	8-6
15	3-12	7-8	11-4	8-7
16	3-13	7-9	12-4	9-7

1994 (AFC CENTRAL)				
Wk	CIN	CLE#	HOU	PIT*
1	0-1	1-0	0-1	0-1
2	0-2	1-1	0-2	1-1
3	0-3	2-1	0-3	2-1
4	0-4	3-1	1-3	2-2
5	0-5	4-1	1-4	3-2
6	0-6	5-1	1-5	4-2
7	0-7	6-1	1-6	5-2
8	0-8	6-2	1-7	5-3
9	1-8	7-2	1-8	6-3
10	2-8	8-2	1-9	7-3
11	2-9	8-3	1-10	8-3
12	2-10	9-3	1-11	9-3
13	2-11	9-4	1-12	10-3
14	2-12	10-4	1-13	11-3
15	2-13	10-5	1-14	12-3
16	3-13	11-5	2-14	12-4

1995 (AFC CENTRAL)					
Wk	CIN	CLE	HOU#	JAX	PIT*
1	1-0	0-1	1-0	0-1	1-0
2	2-0	1-1	1-1	0-2	2-0
3	2-1	1-2	1-2	0-3	2-1
4	2-2	2-2	2-2	0-4	2-2
5	2-3	2-3	2-3	1-4	3-2
6	2-4	2-4	2-4	2-4	3-3
7	3-4	2-5	2-5	2-5	3-4
8	3-5	3-5	3-5	3-5	4-4
9	3-6	4-5	4-5	3-6	5-4
10	4-6	4-6	4-6	3-7	6-4
11	4-7	4-7	4-7	3-8	7-4
12	5-7	5-7	5-7	3-9	8-4
13	5-8	5-8	5-8	3-10	9-4
14	6-8	5-9	5-9	3-11	10-4
15	6-9	6-9	6-9	3-12	11-4
16	7-9	7-9	7-9	4-12	11-5

1996 (AFC CENTRAL)					
Wk	CIN	BAL	HOU	JAX#	PIT*
1	0-1	1-0	0-1	1-0	0-1
2	0-2	1-1	1-1	1-1	1-1
3	1-2	1-2	2-1	1-2	2-1
4	1-3	2-2	2-2	1-3	3-1
5	1-4	2-3	2-2	2-3	4-1
6	1-5	2-4	4-2	2-4	5-1
7	1-6	2-5	5-2	3-4	5-2
8	2-6	3-5	5-3	3-5	6-2
9	3-6	3-6	5-4	3-6	7-2
10	4-6	3-7	6-4	4-6	7-3
11	4-7	3-8	6-5	4-7	8-3
12	5-7	3-9	6-6	5-7	9-3
13	5-8	4-9	7-6	6-7	9-4
14	6-8	4-10	7-7	7-7	10-4
15	7-8	4-11	7-8	8-7	10-5
16	8-8	4-12	8-8	9-7	10-6

1997 (AFC CENTRAL)					
Wk	CIN	BAL	JAX#	TEN	PIT*
1	1-0	0-1	1-0	1-0	0-1
2	1-1	1-1	2-0	1-1	1-1
3	1-2	2-1	3-0	1-2	1-2
4	1-3	3-1	3-1	1-3	2-2
5	1-4	3-2	4-1	1-4	3-2
6	1-5	3-3	5-1	2-4	4-2
7	1-6	3-4	5-2	3-4	5-2
8	1-7	4-4	5-3	4-4	6-2
9	2-7	4-5	6-3	4-5	6-3
10	3-7	4-6	7-3	5-5	7-3
11	3-8	4-6-1	8-3	5-6	8-3
12	4-8	4-7-1	8-4	6-6	8-4
13	4-9	4-8-1	9-4	7-6	9-4
14	5-9	5-8-1	9-5	7-7	10-4
15	6-9	6-8-1	10-5	7-8	11-4
16	7-9	6-9-1	11-5	8-8	11-5

1998 (AFC CENTRAL)						
Wk	CIN	BAL	JAX*	TEN	PIT	
1	0-1	0-1	1-0	1-0	1-0	
2	1-1	1-1	2-0	1-1	2-0	
3	1-2	1-2	3-0	1-2	2-1	
4	1-3	2-2	4-0	1-3	3-1	
5	2-3	2-3	5-0	2-3	3-2	
6	2-4	2-4	5-1	3-3	4-2	
7	2-5	2-5	5-2	3-4	5-3	
8	2-6	2-6	6-2	4-4	5-2	
9	2-7	3-6	7-2	5-4	6-3	
10	2-8	3-7	8-2	6-4	6-4	
11	2-9	4-7	8-3	6-5	7-4	
12	2-10	5-7	9-3	6-6	7-5	
13	2-11	5-8	10-3	7-6	7-6	
14	2-12	5-9	10-4	8-6	7-7	
15	3-12	5-10	10-5	8-7	7-8	
16	3-13	6-10	11-5	8-8	7-9	

1999 (AFC CENTRAL)						
Wk	CIN	CLE	BAL	JAX*	TEN#	PIT
1	0-1	0-1	0-1	1-0	1-0	1-0
2	0-2	0-2	0-2	2-0	2-0	2-0
3	0-3	0-3	1-2	2-1	3-0	2-1
4	1-3	0-4	2-2	3-1	3-1	2-2
5	1-4	0-5	2-3	4-1	4-1	2-3
6	1-5	0-6	Bye	5-1	Bye	3-3
7	1-6	0-7	2-4	Bye	5-1	4-3
8	1-7	1-7	2-5	6-1	6-1	Bye
9	1-8	1-8	3-5	7-1	6-2	5-3
10	1-9	2-8	3-6	8-1	7-2	5-4
11	1-10	2-9	4-6	9-1	8-2	5-5
12	2-10	2-10	4-7	10-1	9-2	5-6
13	3-10	2-11	5-7	11-1	9-3	5-7
14	4-10	2-12	6-7	12-1	10-3	5-8
15	Bye	2-13	7-7	13-1	11-3	5-9
16	4-11	2-14	8-7	13-2	12-3	6-9
17	4-12	Bye	8-8	14-2	13-3	6-10

2000 (AFC CENTRAL)						
Wk	CIN	CLE	BAL#	JAX	TEN#	PIT
1	Bye	0-1	1-0	1-0	0-1	0-1
2	0-1	1-1	2-0	1-1	1-1	Bye
3	0-2	2-1	2-1	2-1	Bye	0-2
4	0-3	2-2	3-1	2-2	2-1	0-3
5	0-4	2-3	4-1	2-3	3-1	1-3
6	0-5	2-4	5-1	2-4	4-1	2-3
7	0-6	2-5	5-2	2-5	5-1	3-3
8	1-6	2-6	5-3	2-6	6-1	4-3
9	2-6	2-7	5-4	3-6	7-1	5-3
10	2-7	2-8	6-4	Bye	8-1	5-4
11	2-8	3-8	7-4	3-7	8-2	5-5
12	2-9	3-9	8-4	4-7	9-2	5-6
13	2-10	3-10	9-4	5-7	9-3	6-6
14	3-10	3-11	Bye	6-7	10-3	7-6
15	3-11	3-12	10-4	7-7	11-3	7-7
16	4-11	3-13	11-4	7-8	12-3	8-7
17	4-12	Bye	12-4	7-9	13-3	9-7

2001 (AFC CENTRAL)						
Wk	CIN	CLE	BAL#	JAX	TEN	PIT*
1	1-0	0-1	1-0	1-0	0-1	0-1
2	2-0	1-1	1-1	2-0	0-2	Bye
3	2-1	2-1	2-1	2-1	Bye	1-1
4	2-2	3-1	3-1	2-2	0-3	2-1
5	3-2	3-2	3-2	Bye	1-3	3-1
6	3-3	4-2	3-3	2-3	2-3	4-1
7	4-3	Bye	4-3	2-4	2-4	5-1
8	Bye	4-3	5-3	2-5	3-4	5-2
9	4-4	4-4	6-3	3-5	3-5	6-2
10	4-5	5-4	6-4	3-6	4-5	7-2
11	4-6	6-4	7-4	3-7	4-6	8-2
12	4-7	6-5	8-4	3-8	5-6	9-2
13	4-8	6-6	Bye	4-8	5-7	10-2
14	4-9	6-7	8-5	5-8	6-7	11-2
15	4-10	6-8	9-5	6-8	7-7	12-2
16	5-10	7-8	9-6	6-9	7-8	12-3
17	6-10	7-9	10-6	6-10	7-9	13-3

2002 (AFC NORTH)				
Wk	BAL	CIN	CLE#	PIT*
1	0-1	0-1	0-1	0-1
2	0-2	0-2	1-1	0-2
3	Bye	0-3	2-1	Bye
4	1-2	0-4	2-2	1-2
5	2-2	0-5	2-3	1-3
6	2-3	0-6	2-4	2-3
7	3-3	Bye	3-4	3-3
8	3-4	0-7	4-4	4-3
9	3-5	1-7	4-5	5-3
10	4-5	1-8	Bye	5-3-1
11	4-6	1-9	5-5	5-4-1
12	5-6	1-10	6-5	6-4-1
13	6-6	1-11	6-6	7-4-1
14	6-7	1-12	7-6	7-5-1
15	7-7	1-13	7-7	8-5-1
16	7-8	2-13	8-7	9-5-1
17	7-9	2-14	9-7	10-5-1

2003 (AFC NORTH)				
Wk	BAL*	CIN	CLE	PIT
1	0-1	0-1	0-1	1-0
2	1-1	0-2	0-2	1-1
3	2-1	0-3	1-2	2-1
4	2-2	1-3	1-3	2-2
5	Bye	1-4	2-3	2-3
6	3-2	Bye	3-3	2-4
7	3-3	2-4	3-4	Bye
8	4-3	3-4	3-5	2-5
9	5-3	3-5	Bye	2-6
10	5-4	4-5	3-6	3-6
11	5-5	5-5	4-6	3-7
12	6-5	6-5	4-7	4-7
13	7-5	7-5	4-8	4-8
14	8-5	7-6	4-9	5-8
15	8-6	8-6	4-10	5-9
16	9-6	8-7	4-11	6-9
17	10-6	8-8	5-11	6-10

2004 (AFC NORTH)				
Wk	BAL	CIN	CLE	PIT*
1	0-1	0-1	1-0	1-0
2	1-1	1-1	1-1	1-1
3	2-1	1-2	1-2	2-1
4	2-2	1-3	2-2	3-1
5	3-2	Bye	2-3	4-1
6	Bye	1-4	3-3	5-1
7	4-2	2-4	3-4	Bye
8	4-3	2-5	Bye	6-1
9	5-3	3-5	3-5	7-1
10	6-3	4-5	3-6	8-1
11	7-3	4-6	3-7	9-1
12	7-4	5-6	3-8	10-1
13	7-5	6-6	3-9	11-1
14	8-5	6-7	3-10	12-1
15	8-6	6-8	3-11	13-1
16	8-7	7-8	3-12	14-1
17	9-7	8-8	4-12	15-1

2005 (AFC NORTH)				
Wk	BAL	CIN*	CLE	PIT#
1	0-1	1-0	0-1	1-0
2	0-2	2-0	1-1	2-0
3	Bye	3-0	1-2	2-1
4	1-2	4-0	Bye	Bye
5	1-3	4-1	2-2	3-1
6	2-3	5-1	2-3	3-2
7	2-4	5-2	2-4	4-2
8	2-5	6-2	2-5	5-2
9	2-6	7-2	3-5	6-2
10	2-7	Bye	3-6	7-2
11	3-7	7-3	4-6	7-3
12	3-8	8-3	4-7	7-4
13	4-8	9-3	4-8	7-5
14	4-9	10-3	4-9	8-5
15	5-9	11-3	5-9	9-5
16	6-9	11-4	5-10	10-5
17	6-10	11-5	6-10	11-5

2006 (AFC NORTH)				
Wk	BAL*	CIN	CLE	PIT
1	1-0	1-0	0-1	1-0
2	2-0	2-0	0-2	1-1
3	3-0	3-0	0-3	1-2
4	4-0	3-1	1-3	Bye
5	4-1	Bye	1-4	1-3
6	4-2	3-2	Bye	2-3
7	Bye	4-2	1-5	2-4
8	5-2	4-3	2-5	2-5
9	6-2	4-4	2-6	2-6
10	7-2	4-5	3-6	3-6
11	8-2	5-5	3-7	4-6
12	9-2	6-5	3-8	4-7
13	9-3	7-5	4-8	5-7
14	10-3	8-5	4-9	6-7
15	11-3	8-6	4-10	7-7
16	12-3	8-7	4-11	7-8
17	13-3	8-8	4-12	8-8

2007 (AFC NORTH)				
Wk	BAL	CIN	CLE	PIT*
1	0-1	1-0	0-1	1-0
2	1-1	1-1	1-1	2-0
3	2-1	1-2	1-2	3-0
4	2-2	1-3	2-2	3-1
5	3-2	Bye	2-3	4-1
6	4-2	1-4	3-3	Bye
7	4-3	2-4	Bye	4-2
8	Bye	2-5	4-3	5-2
9	4-4	2-6	5-3	6-2
10	4-5	3-6	5-4	7-2
11	4-6	3-7	6-4	7-3
12	4-7	4-7	7-4	8-3
13	4-8	4-8	7-5	9-3
14	4-9	5-8	8-5	9-4
15	4-10	5-9	9-5	9-5
16	4-11	6-9	9-6	10-5
17	5-11	7-9	10-6	10-6

2008 (AFC NORTH)				
Wk	BAL#	CIN	CLE	PIT*
1	1-0	0-1	0-1	1-0
2	Bye	0-2	0-2	2-0
3	2-0	0-3	0-3	2-1
4	2-1	0-4	1-3	3-1
5	2-2	0-5	Bye	4-1
6	2-3	0-6	2-3	Bye
7	3-3	0-7	2-4	5-1
8	4-3	0-8	3-4	5-2
9	5-3	1-8	3-5	6-2
10	6-3	Bye	3-6	6-3
11	6-4	1-8-1	4-6	7-3
12	7-4	1-9-1	4-7	8-3
13	8-4	1-10-1	4-8	9-3
14	9-4	1-11-1	4-9	10-3
15	9-5	2-11-1	4-10	11-3
16	10-5	3-11-1	4-11	11-4
17	11-5	4-11-1	4-12	12-4

2009 (AFC NORTH)				
Wk	BAL#	CIN*	CLE	PIT
1	1-0	0-1	0-1	1-0
2	2-0	1-1	0-2	1-1
3	3-0	2-1	0-3	1-2
4	3-1	3-1	0-4	2-2
5	3-2	4-1	1-4	3-2
6	3-3	4-2	1-5	4-2
7	Bye	5-2	1-6	5-2
8	4-3	Bye	1-7	Bye
9	4-4	6-2	Bye	6-2
10	5-4	7-2	1-8	6-3
11	5-5	7-3	1-9	6-4
12	6-5	8-3	1-10	6-5
13	6-6	9-3	1-11	6-6
14	7-6	9-4	2-11	6-7
15	8-6	9-5	3-11	7-7
16	8-7	10-5	4-11	8-7
17	9-7	10-6	5-11	9-7

2010 (AFC NORTH)				
Wk	BAL#	CIN	CLE	PIT*
1	1-0	0-1	0-1	1-0
2	1-1	1-1	0-2	2-0
3	2-1	2-1	0-3	3-0
4	3-1	2-2	1-3	3-1
5	4-1	2-3	1-4	Bye
6	4-2	Bye	1-5	4-1
7	5-2	2-4	2-5	5-1
8	Bye	2-5	Bye	5-2
9	6-2	2-6	3-5	6-2
10	6-3	2-7	3-6	6-3
11	7-3	2-8	3-7	7-3
12	8-3	2-9	4-7	8-3
13	8-4	2-10	5-7	9-3
14	9-4	2-11	5-8	10-3
15	10-4	3-11	5-9	10-4
16	11-4	4-11	5-10	11-4
17	12-4	4-12	5-11	12-4

2011 (AFC NORTH)				
Wk	BAL*	CIN	CLE	PIT#
1	1-0	1-0	0-1	0-1
2	1-1	1-1	1-1	1-1
3	2-1	1-2	2-1	2-1
4	3-1	2-2	2-2	2-2
5	Bye	3-2	Bye	3-2
6	4-1	4-2	2-3	4-2
7	4-2	Bye	3-3	5-2
8	5-2	5-2	3-4	6-2
9	6-2	6-2	3-5	6-3
10	6-3	6-3	3-6	7-3
11	7-3	6-4	4-6	Bye
12	8-3	7-4	4-7	8-3
13	9-3	7-5	4-8	9-3
14	10-3	7-6	4-9	10-3
15	10-4	8-6	4-10	10-4
16	11-4	9-6	4-11	11-4
17	12-4	9-7	4-12	12-4

2012 (AFC NORTH)				
Wk	BAL*	CIN#	CLE	PIT
1	1-0	0-1	0-1	0-1
2	1-1	1-1	0-2	1-1
3	2-1	2-1	0-3	1-2
4	3-1	3-1	0-4	Bye
5	4-1	3-2	0-5	2-2
6	5-1	3-3	1-5	2-3
7	5-2	3-4	1-6	3-3
8	Bye	Bye	2-6	4-3
9	6-2	3-5	2-7	5-3
10	7-2	4-5	Bye	6-3
11	8-2	5-5	2-8	6-4
12	9-2	6-5	3-8	6-5
13	9-3	7-5	4-8	7-5
14	9-4	7-6	5-8	7-6
15	9-5	8-6	5-9	7-7
16	10-5	9-6	5-10	7-8
17	10-6	10-6	5-11	8-8

2013 (AFC NORTH)				
Wk	BAL	CIN*	CLE	PIT
1	0-1	0-1	0-1	0-1
2	1-1	1-1	0-2	0-2
3	2-1	2-1	1-2	0-3
4	2-2	2-2	2-2	0-4
5	3-2	3-2	3-2	Bye
6	3-3	4-2	3-3	1-4
7	3-4	5-2	3-4	2-4
8	Bye	6-2	3-5	2-5
9	3-5	6-3	4-5	2-6
10	4-5	6-4	Bye	3-6
11	4-6	7-4	4-6	4-6
12	5-6	Bye	4-7	5-6
13	6-6	8-4	4-8	5-7
14	4-6	9-4	4-9	5-8
15	8-6	9-5	4-10	6-8
16	8-7	10-5	4-11	7-8
17	8-8	11-5	4-12	8-8

2014 (AFC NORTH)				
Wk	BAL#	CIN#	CLE	PIT*
1	0-1	1-0	0-1	1-0
2	1-1	2-0	1-1	1-1
3	2-1	3-0	1-2	2-1
4	3-1	Bye	Bye	2-2
5	3-2	3-1	2-2	3-2
6	4-2	3-1-1	3-2	3-3
7	5-2	3-2-1	3-3	4-3
8	5-3	4-2-1	4-3	5-3
9	5-4	5-2-1	5-3	6-3
10	6-4	5-3-1	6-3	6-4
11	Bye	6-3-1	6-4	7-4
12	7-4	7-3-1	7-4	Bye
13	7-5	8-3-1	7-5	7-5
14	8-5	8-4-1	7-6	8-5
15	9-5	9-4-1	7-7	9-5
16	9-6	10-4-1	7-8	10-5
17	10-6	10-5-1	7-9	11-5

2015 (AFC NORTH)				
Wk	BAL	CIN*	CLE	PIT#
1	0-1	1-0	0-1	0-1
2	0-2	2-0	1-1	1-1
3	0-3	3-0	1-2	2-1
4	1-3	4-0	1-3	2-2
5	1-4	5-0	2-3	3-2
6	1-5	6-0	2-4	4-2
7	1-6	Bye	2-5	4-3
8	2-6	7-0	2-6	4-4
9	Bye	8-0	2-7	5-4
10	2-7	8-1	2-8	6-4
11	3-7	8-2	Bye	Bye
12	4-7	9-2	2-9	6-5
13	4-8	10-2	2-10	7-5
14	4-9	10-3	3-10	8-5
15	4-10	11-3	3-11	9-5
16	5-10	11-4	3-12	9-6
17	5-11	12-4	3-13	10-6

2016 (AFC NORTH)				
Wk	BAL	CIN	CLE	PIT*
1	1-0	1-0	0-1	1-0
2	2-0	1-1	0-2	2-0
3	3-0	1-2	0-3	2-1
4	3-1	2-2	0-4	3-1
5	3-2	2-3	0-5	4-1
6	3-3	2-4	0-6	4-2
7	3-4	3-4	0-7	4-3
8	Bye	3-4-1	0-8	Bye
9	4-4	Bye	0-9	4-4
10	5-4	3-5-1	0-10	4-5
11	5-5	3-6-1	0-11	5-5
12	6-5	3-7-1	0-12	6-5
13	7-5	4-7-1	Bye	7-5
14	7-6	5-7-1	0-13	8-5
15	8-6	5-8-1	0-14	9-5
16	8-7	5-9-1	1-14	10-5
17	8-8	6-9-1	1-15	11-5

2017 (AFC NORTH)				
Wk	BAL	CIN	CLE	PIT*
1	1-0	0-1	0-1	1-0
2	2-0	0-2	0-2	2-0
3	2-1	0-3	0-3	2-1
4	2-2	1-3	0-4	3-1
5	3-2	2-3	0-5	3-2
6	3-3	Bye	0-6	4-2
7	3-4	2-4	0-7	5-2
8	4-4	3-4	0-8	6-2
9	4-5	3-5	0-9	Bye
10	Bye	3-6	0-10	7-2
11	5-5	4-6	0-11	8-2
12	6-5	5-6	0-12	9-2
13	7-5	5-7	Bye	10-2
14	7-6	5-8	0-13	11-2
15	8-6	5-9	0-14	11-3
16	9-6	6-9	0-15	12-3
17	9-7	7-9	0-16	13-3

2018 (AFC NORTH)				
Wk	BAL*	CIN	CLE	PIT
1	1-0	1-0	0-0-1	0-0-1
2	1-1	2-0	0-1-1	0-1-1
3	2-1	2-1	1-1-1	1-1-1
4	3-1	3-1	1-2-1	1-2-1
5	3-2	4-1	2-2-1	2-2-1
6	3-3	4-2	2-3-1	3-2-1
7	4-3	4-3	2-4-1	Bye
8	4-4	5-3	2-5-1	4-2-1
9	4-5	Bye	2-6-1	5-2-1
10	Bye	5-4	3-6-1	6-2-1
11	5-5	5-5	Bye	7-2-1
12	6-5	5-6	4-6-1	7-3-1
13	7-5	5-7	4-7-1	7-4-1
14	7-6	5-8	5-7-1	7-5-1
15	8-6	6-8	6-7-1	8-5-1
16	9-6	6-9	7-7-1	8-6-1
17	10-6	6-10	7-8-1	9-6-1

2019 (AFC NORTH)				
Wk	BAL*	CIN	CLE	PIT
1	1-0	0-1	0-1	0-1
2	2-0	0-2	0-2	0-2
3	2-1	0-3	1-2	0-3
4	2-2	0-4	2-2	1-3
5	3-2	0-5	2-3	1-4
6	4-2	0-6	2-4	2-4
7	5-2	0-7	Bye	Bye
8	Bye	0-8	2-5	3-4
9	6-2	Bye	2-6	4-4
10	7-2	0-9	3-6	5-4
11	8-2	0-10	4-6	5-5
12	9-2	0-11	5-6	6-5
13	10-2	1-11	5-7	7-5
14	11-2	1-12	6-7	8-5
15	12-2	1-13	6-8	8-6
16	13-2	1-14	6-9	8-7
17	14-2	2-14	6-10	8-8

2020 (AFC NORTH)				
Wk	BAL#	CIN	CLE#	PIT*
1	1-0	0-1	0-1	1-0
2	2-0	0-2	1-1	2-0
3	2-1	0-2-1	2-1	3-0
4	3-1	1-2-1	3-1	Bye
5	4-1	1-3-1	4-1	4-0
6	5-1	1-4-1	4-2	5-0
7	Bye	1-5-1	5-2	6-0
8	5-2	2-5-1	5-3	7-0
9	6-2	Bye	Bye	8-0
10	6-3	2-6-1	6-3	9-0
11	6-4	2-7-1	7-3	10-0
12	6-5	2-8-1	8-3	11-0
13	7-5	2-9-1	9-3	11-1
14	8-5	2-10-1	9-4	11-2
15	9-5	3-10-1	10-4	11-3
16	10-5	4-10-1	10-5	12-3
17	11-5	4-11-1	11-5	12-4

2021 (AFC NORTH)				
Wk	BAL	CIN*	CLE	PIT#
1	0-1	1-0	0-1	1-0
2	1-1	1-1	1-1	1-1
3	2-1	2-1	2-1	1-2
4	3-1	3-1	3-1	1-3
5	4-1	3-2	3-2	2-3
6	5-1	4-2	3-3	3-3
7	5-2	5-2	4-3	Bye
8	Bye	5-3	4-4	4-3
9	6-2	5-4	5-4	5-3
10	6-3	Bye	5-5	5-3-1
11	7-3	6-4	6-5	5-4-1
12	8-3	7-4	6-6	5-5-1
13	8-4	7-5	Bye	6-5-1
14	8-5	7-6	7-6	6-6-1
15	8-6	8-6	7-7	7-6-1
16	8-7	9-6	7-8	7-7-1
17	8-8	10-6	7-9	8-7-1
18	8-9	10-7	8-9	9-7-1

2022 (AFC NORTH)				
Wk	BAL	CIN*	CLE	PIT
1	1-0	0-1	1-0	1-0
2	1-1	0-2	1-1	1-1
3	2-1	1-2	2-1	1-2
4	2-2	2-2	2-2	1-3
5	3-2	2-3	2-3	1-4
6	3-3	3-3	2-4	2-4
7	4-3	4-3	2-5	2-5
8	5-3	4-4	3-5	2-6
9	6-3	5-4	Bye	Bye
10	Bye	Bye	3-6	3-6
11	7-3	6-4	3-7	3-7
12	7-4	7-4	4-7	4-7
13	8-4	8-4	5-7	5-7
14	9-4	9-4	5-8	5-8
15	9-5	10-4	6-8	6-8
16	10-5	11-4	6-9	7-8
17	10-6	Ccd.	7-9	8-8
18	10-7	12-4	7-10	9-8

2023 (AFC NORTH)				
Wk	BAL*	CIN	CLE#	PIT#
1	1-0	0-1	1-0	0-1
2	2-0	0-2	1-1	1-1
3	2-1	1-2	2-1	2-1
4	3-1	1-3	2-2	2-2
5	3-2	2-3	Bye	3-2
6	4-2	3-3	3-2	Bye
7	5-2	Bye	4-2	4-2
8	6-2	4-3	4-3	4-3
9	7-2	5-3	5-3	5-3
10	7-3	5-4	6-3	6-3
11	8-3	5-5	7-3	6-4
12	9-3	5-6	7-4	7-4
13	Bye	6-6	7-5	7-5
14	10-3	7-6	8-5	7-6
15	11-3	8-6	9-5	7-7
16	12-3	8-7	10-5	8-7
17	13-3	8-8	11-5	9-7
18	13-4	9-8	11-6	10-7

2024 (AFC NORTH)				
Wk	BAL*	CIN	CLE	PIT#
1	0-1	0-1	0-1	1-0
2	0-2	0-2	1-1	2-0
3	1-2	0-3	1-2	3-0
4	2-2	1-3	1-3	3-1
5	3-2	1-4	1-4	3-2
6	4-2	2-4	1-5	4-2
7	5-2	3-4	1-6	5-2
8	5-3	3-5	2-6	6-2
9	6-3	4-5	2-7	Bye
10	7-3	4-6	Bye	7-2
11	7-4	4-7	2-8	8-2
12	8-4	Bye	3-8	8-3
13	8-5	4-8	3-9	9-3
14	Bye	5-8	3-10	10-3
15	9-5	6-8	3-11	10-4
16	10-5	7-8	3-12	10-5
17	11-5	8-8	3-13	10-6
18	12-5	9-8	3-14	10-7

OFFENSE			DEFENSE			TURNOVERS	
Year	Total	Rushing	Passing	Total	Rushing	Passing	Ratio (Ranking)
1970	20	12	18	14	12	17	-10
1971	17	13	t-14	18	5	26	+7
1972	13	2	22	8	6	10	+22
1973	11	8	15	4	5	5	+15
1974	8	2	21	1	6	1	+7
1975	7	2	14	4	8	4	+2
1976	9	1	22	1	1	6	+15
1977	4	7	5	7	5	12	-5
1978	t-8	14	12	3	2	12	+11
1979	1	2	2	2	4	10	-10
1980	6	15	6	12	7	22	-2
1981	11	5	13	22	8	26	-5
1982	8	8	17	17	1	23	0
1983	22	4	27	3	7	5	+2
1984	8	t-6	15	5	4	15	+2 (11)
1985	13	13	13	6	12	2	-1
1986	20	7	24	18	15	18	-3 (16)
1987	25	5	28	13	4	23	+11 (t-4)
1988	15	6	21	28	14	27	-6 (t-22)
1989	28	18	28	19	t-19	16	+11 (t-3)
1990	22	13	25	1	11	1	+10 (5)
1991	20	17	18	22	11	26	0 (t-11)
1992	9	4	21	13	t-17	8	+11 (2)
1993	7	6	13	3	3	15	+11 (t-3)
1994	13	1	23	2	7	3	+14 (1)
1995	6	12	8	3	2	6	0 (t-14)
1996	15	2	27	2	3	5	+7 (t-7)
1997	6	1	23	6	1	18	+1 (14)
1998	25	7	29	12	13	18	-3 (18)
1999	22	10	26	11	26	4	+3 (t-12)
2000	18	4	29	7	12	9	+14 (6)
2001	3	1	21	1	1	4	+7 (t-9)
2002	4	9	7	3	1	20	0 (t-15)
2003	22	31	14	9	12	11	-3 (21)
2004	16	2	28	1	1	4	+11 (t-5)
2005	15	5	24	4	3	16	+7 (t-9)
2006	7	10	9	9	3	20	-8 (t-27)
2007	17	3	22	1	3	3	+3 (12)
2008	22	23	17	1	2	1	+4 (t-11)
2009	7	19	9	5	3	16	-3 (20)
2010	14	11	14	2	1	12	+17 (2)
2011	12	14	10	1	8	1	-13 (t-28)
2012	21	26	14	1	2	1	-10 (t-24)
2013	20	t-27	12	13	21	9	-4 (t-20)
2014	2	16	2	18	6	27	0 (t-16)
2015	3	16	3	21	5	30	+2 (16)
2016	7	14	t-5	12	13	16	+5 (t-9)
2017	3	20	3	5	10	5	+2 (14)
2018	4	31	2	6	6	10	-11 (28)
2019	30	29	31	5	14	3	+8 (7)
2020	t-24	32	15	3	11	3	+9 (t-3)
2021	23	29	15	24	32	9	+2 (t-13)
2022	23	16	24	14	9	20	+4 (t-9)
2023	25	13	25	21	19	17	+11 (t-3)
2024	23	11	27	12	6	25	+16 (2)

CAREER TOTAL YARDS FROM SCRIMMAGE				
Rank	Player	Total Yds	Rush Yds	Rec Yds
1.	Franco Harris, 1972-83	14,234	11,950	2,284
2.	Hines Ward, 1998-11	12,511	428	12,083
3.	Jerome Bettis, 1996-05	11,377	10,571	806
4.	Antonio Brown, 2010-18	11,326	119	11,207
5.	John Stallworth, 1974-87	8,834	111	8,723
6.	Le'Veon Bell, 2013-17	7,996	5,336	2,660
7.	Heath Miller, 2005-15	6,577	8	6,569
8.	Louis Lipps, 1984-91	6,406	388	6,018
9.	Willie Parker, 2004-09	6,075	5,378	697
10.	Lynn Swann, 1974-82	5,534	72	5,462
11.	Najee Harris, 2021-24	5,461	4,312	1,149
12.	Dick Hoak, 1961-70	5,417	3,965	1,452
13.	John Henry Johnson, 1960-65	5,195	4,381	814
14.	Merril Hoge, 1987-93	5,169	3,115	2,054
15.	Rocky Bleier, 1968, 1971-80	5,159	3,865	1,294
16.	Elbie Nickel, 1947-57	5,131	0	5,131
17.	Ray Mathews, 1951-59	4,976	1,057	3,919
18.	Frank Pollard, 1980-88	4,861	3,989	872
19.	Barry Foster, 1990-94	4,747	3,943	804
20.	Buddy Dial, 1959-63	4,737	14	4,723
ACTIVE TOTAL YARDS FROM SCRIMMAGE				
Rank	Player	Total Yds	Rush	Rec
1.	Najee Harris, 2021-24	5,461	4,312	1,149
2.	George Pickens, 2022-24	2,877	36	2,841
3.	Jaylen Warren, 2022-24	2,568	1,674	894
4.	Pat Freiermuth, 2021-24	2,190	0	2,190
5.	Calvin Austin III, 2023-24	785	57	728
6.	Connor Heyward, 2022-24	385	41	358
7.	Justin Fields, 2024	289	289	0
8.	Van Jefferson, 2024	276	0	276
9.	Darnell Washington, 2023-24	261	0	261
10.	Cordarrelle Patterson, 2024	215	135	80
11.	Russell Wilson, 2024	155	155	0
12.	Mike Williams, 2024	132	0	132
13.	Scotty Miller, 2024	69	0	69
14.	Ben Skowronek, 2024	69	0	69
14.	MyCole Pruitt, 2024	40	0	40
15.	Brandon Johnson, 2024	9	0	9

CAREER RUSHING YARDS					
Rank	Player	Att.	Yds.	Avg.	TDs
1.	Franco Harris, 1972-83	2,881	11,950	4.2	91
2.	Jerome Bettis, 1996-05	2,683	10,571	3.9	78
3.	Willie Parker, 2004-09	1,253	5,378	4.3	24
4.	Le'Veon Bell, 2013-17	1,229	5,336	4.3	35
5.	John Henry Johnson, 1960-65	1,006	4,381	4.4	26
6.	Najee Harris, 2021-24	1,097	4,312	3.9	28
7.	Frank Pollard, 1980-88	953	3,989	4.2	20
8.	Dick Hoak, 1961-70	1,132	3,965	3.5	25
9.	Barry Foster, 1990-94	915	3,943	4.3	26
10.	Rocky Bleier, 1968, 1971-80	928	3,865	4.2	23
11.	Rashard Mendenhall, 2008-12	864	3,549	4.1	29
12.	Walter Abercrombie, 1982-87	842	3,343	4.0	22
13.	Fran Rogel, 1950-57	900	3,271	3.6	17
14.	Merril Hoge, 1987-93	819	3,115	3.8	21
15.	John Fuqua, 1970-76	699	2,942	4.2	21
16.	Tom Tracy, 1958-63	737	2,717	3.7	15
17.	Kordell Stewart, 1995-02	496	2,561	5.2	35
18.	James Conner, 2017-20	532	2,302	4.3	22
19.	Terry Bradshaw, 1970-83	444	2,257	5.1	32
20.	Preston Pearson, 1970-74	573	2,243	3.9	8
ACTIVE RUSHING YARDS					
Rank	Player	Att.	Yds.	Avg.	TDs
1.	Najee Harris, 2021-24	1,097	4,312	3.9	28
2.	Jaylen Warren, 2022-24	346	1,674	4.8	6
3.	Justin Fields, 2024	62	289	4.7	5
4.	Russell Wilson, 2024	43	155	3.6	2
5.	Cordarrelle Patterson, 2024	32	135	4.2	0
6.	Calvin Austin III, 2023-24	11	57	5.2	1
7.	George Pickens, 2022-24	8	36	4.5	1
8.	Connor Heyward, 2022-24	3	27	9.0	0
9.	Jonathan Ward, 2024	5	22	4.4	0
10.	Aaron Shampklin, 2024	6	17	2.8	0

CAREER PASSING YARDS

Rank	Player	Att.	Comp.	Yards	Pct.	TDs	Int.	Rtg.
1.	Ben Roethlisberger, 2004-21	8,443	5,440	64,088	64.4	418	211	93.5
2.	Terry Bradshaw, 1970-83	3,901	2,025	27,989	51.9	212	210	70.9
3.	Kordell Stewart, 1995-02	2,107	1,190	13,328	56.5	70	72	72.3
4.	Neil O'Donnell, 1990-95	1,871	1,069	12,867	57.1	68	39	81.8
5.	Bubby Brister, 1986-92	1,477	776	10,104	52.5	51	57	69.8
6.	Bobby Layne, 1958-62	1,156	569	9,030	49.2	66	81	65.5
7.	Jim Finks, 1949-55	1,382	661	8,622	47.8	55	88	54.7
8.	Mark Malone, 1980-87	1,374	690	8,582	50.2	54	68	62.4
9.	Tommy Maddox, 2001-05	1,036	603	7,139	58.2	42	40	76.7
10.	Mike Tomczak, 1993-99	973	546	6,649	56.1	37	43	71.6
11.	Ed Brown, 1962-65	736	339	5,821	46.1	38	50	62.3
12.	Kenny Pickett, 2022-23	713	446	4,474	62.6	13	13	78.8
13.	Bill Nelsen, 1963-67	591	274	4,440	46.4	27	30	66.1
14.	Dick Shiner, 1968-69	513	245	3,278	47.8	25	27	62.8
15.	Cliff Stoudt, 1977-83	479	244	3,217	50.9	14	28	57.9
16.	Mason Rudolph, 2019-23	458	291	3,085	63.5	19	11	86.9
17.	David Woodley, 1984-85	339	179	2,630	52.8	14	21	66.4
18.	Kent Nix, 1967-69	451	217	2,597	48.1	14	33	46.0
19.	Russell Wilson, 2024	336	214	2,482	63.7	16	5	95.6
20.	Terry Hanratty, 1969-75	417	159	2,478	38.1	24	34	43.8

ACTIVE PASSING YARDS

Rank	Player	Att.	Comp.	Yards	Pct.	TDs	Int.	Rtg.
1.	Russell Wilson, 2024	336	214	2,482	63.7	16	5	95.6
2.	Justin Fields, 2024	161	106	1,106	65.8	5	1	93.3
3.	Kyle Allen, 2024	1	1	19	1.000	0	0	118.8
4.	Najee Harris, 2021-24	1	1	4	1.000	0	0	83.3
5.	Chris Boswell, 2015-24	2	1	2	.500	1	0	95.8

CAREER RECEIVING YARDS					
Rank	Player	No.	Yds.	Avg.	TDs
1.	Hines Ward, 1998-11	1,000	12,083	12.1	85
2.	Antonio Brown, 2010-18	837	11,207	13.4	74
3.	John Stallworth, 1974-87	537	8,723	16.2	63
4.	Heath Miller, 2005-15	592	6,569	11.1	45
5.	Louis Lipps, 1984-91	358	6,018	16.8	39
6.	Lynn Swann, 1974-82	336	5,462	16.3	51
7.	Elbie Nickel, 1947-57	329	5,131	15.6	37
8.	Buddy Dial, 1959-63	219	4,723	21.6	42
9.	Diontae Johnson, 2019-23	391	4,363	11.2	25
10.	Plaxico Burress, 2000-04, '12-13	264	4,206	15.9	23
11.	Mike Wallace, 2009-12	235	4,042	17.2	32
12.	Ray Matthews, 1951-59	230	3,919	17.0	34
13.	JuJu Smith-Schuster, 2017-21	323	3,855	11.9	26
14.	Santonio Holmes, 2006-09	235	3,835	16.3	20
15.	Roy Jefferson, 1965-69	199	3,671	18.4	29
16.	Yancy Thigpen, 1992-97	222	3,651	16.4	21
17.	Charles Johnson, 1994-98	247	3,400	13.8	15
18.	Ron Shanklin, 1970-74	166	3,047	18.4	24
19.	Bennie Cunningham, 1976-85	202	2,879	14.3	20
20.	Eric Green, 1990-94	198	2,681	13.5	24

ACTIVE RECEIVING YARDS					
Rank	Player	No.	Yds.	Avg.	TDs
1.	George Pickens, 2022-24	174	2,841	16.3	12
2.	Pat Freiermuth, 2021-24	220	2,190	10.0	18
3.	Najee Harris, 2021-24	180	1,149	6.4	6
4.	Jaylen Warren, 2022-24	127	894	7.0	0
5.	Calvin Austin III, 2023-24	53	728	13.7	5
6.	Connor Heyward, 2022-24	41	358	8.7	2
7.	Van Jefferson, 2024	24	276	11.5	2
8.	Darnell Washington, 2023-24	26	261	10.0	1
9.	Mike Williams, 2024	9	132	14.7	1
10.	Cordarrelle Patterson, 2024	12	80	6.7	1
11.	Scotty Miller, 2024	5	69	13.8	0
12.	Ben Skowronek, 2024	5	69	13.8	0
13.	MyCole Pruitt, 2024	6	40	6.7	1
14.	Brandon Johnson, 2024	1	9	9.0	0

CAREER SCORING					
Rank	Player	TDs	PATs	FGs	Pts
1.	Gary Anderson, 1982-94	0	416	309	1,343
2.	Chris Boswell, 2015-24	0	311	272	1,127
3.	Jeff Reed, 2002-10	0	307	204	919
4.	Roy Gerela, 1971-78	0	293	146	731
5.	Franco Harris, 1972-83	100	0	0	600
6.	Shaun Suisham, 2010-15	0	173	124	545
7.	Hines Ward, 1998-11	86	**5	0	526
8.	Antonio Brown, 2010-18	79	**4	0	482
	Jerome Bettis, 1996-05	80	**1	0	482
10.	Norm Johnson, 1995-98	0	137	105	452
11.	John Stallworth, 1974-87	64	0	0	384
12.	Kris Brown, 1999-01	0	96	80	336
13.	Lynn Swann, 1974-82	53	0	0	318
14.	Mike Clark, 1964-67	0	116	57	287
15.	Lou Michaels, 1961-63	0	91	62	277
16.	Heath Miller, 2005-15	45	**3	0	276
	Louis Lipps, 1984-91	46	0	0	276
18.	Ray Mathews, 1951-59	43	1	0	@261
19.	Le'Veon Bell, 2013-17	42	**1	0	254
20.	Buddy Dial, 1959-63	42	0	0	252

ACTIVE SCORING					
Rank	Player	TDs	PATs	FGs	Pts
1.	Chris Boswell, 2015-24	0	311	272	1,127
2.	Najee Harris, 2021-24	34	0	0	204
3.	Pat Freiermuth, 2021-24	18	**2	0	112
4.	George Pickens, 2022-24	13	**1	0	80
5.	Calvin Austin III, 2023-24	7	0	0	42
6.	Jaylen Warren, 2022-24	6	0	0	36
7.	Justin Fields, 2024	5	0	0	30
8.	Minkah Fitzpatrick, 2019-24	4	0	0	24
9.	Connor Heyward, 2022-24	2	0	0	12
	Van Jefferson, 2024	2	0	0	12
	Russell Wilson, 2024	2	0	0	12
10.	T.J. Watt, 2017-24	1	0	0	6
	Alex Highsmith, 2020-24	1	0	0	6
	Cordarrelle Patterson, 2024	1	0	0	6
	MyCole Pruitt, 2024	1	0	0	6
	Darnell Washington, 2023-24	1	0	0	6
	Mike Williams, 2024	1	0	0	6
	Payton Wilson, 2024	1	0	0	6
17.	Miles Killebrew, 2021-23	0	1@	0	2

**2-pt. Conversion
@ Includes one safety

CAREER INTERCEPTIONS					
Rank	Player	Int.	Yds.	Avg.	TDs
1.	Mel Blount, 1970-83	57	736	12.9	2
2.	Jack Butler, 1951-59	52	827	15.9	4
3.	Donnie Shell, 1974-87	51	490	9.6	2
4.	Rod Woodson, 1987-96	38	779	20.5	5
5.	Dwayne Woodruff, 1979-90	37	689	18.6	3
6.	Mike Wagner, 1971-80	36	491	13.6	0
7.	Troy Polamalu, 2003-14	32	398	12.4	3
	Darren Perry, 1992-98	32	574	17.9	1
	Jack Ham, 1971-82	32	218	6.8	1
10.	Jack Lambert, 1974-84	28	243	8.7	0

ACTIVE INTERCEPTIONS					
Rank	Player	Int.	Yds.	Avg.	TDs
1.	Minkah Fitzpatrick, 2019-24	18	344	19.1	3
2.	Cameron Sutton, 2017-22, 2024	8	56	7.0	0
3.	T.J. Watt, 2017-24	7	48	6.9	0
4.	Donte Jackson, 2024	5	88	17.6	0
	Damontae Kazee, 2022-24	5	56	11.2	0
6.	Beanie Bishop Jr., 2024	4	46	11.5	0
6.	Alex Highsmith, 2020-24	3	32	10.7	1
	James Pierre, 2020-24	3	18	6.0	0
8.	Cameron Heyward, 2011-24	2	0	0.0	0
	Joey Porter Jr., 2023-24	2	16	8.0	0
10.	Keanu Benton, 2023-24	1	11	11.0	0
	DeShon Elliott, 2024	1	0	0.0	0
	Cory Trice Jr., 2024	1	0	0.0	0
	Payton Wilson, 2024	1	0	0.0	0
	Eric Rowe, 2023-24	1	25	25.0	0

CAREER SACKS		
Rank	Player	Sacks
1.	T. J. Watt, 2017-24	108.0
2.	Cameron Heyward, 2011-24	88.5
3.	James Harrison, 2002, 2004-12, 2014-17	80.5
4.	L.C. Greenwood, 1969-81	78.0
5.	Joe Greene, 1969-81	77.5
6.	Jason Gildon, 1994-03	77.0
7.	Joey Porter, 1999-06	60.0
8.	Keith Willis, 1982-91	59.0
9.	LaMarr Woodley, 2007-13	57.0
10.	Dwight White, 1971-80	55.0
11.	Greg Lloyd, 1988-97	53.5
12.	Aaron Smith, 1999-11	44.0
13.	Bud Dupree, 2015-20	39.5
	Ernie Holmes, 1972-77	39.5
15.	Andy Russell, 1963-76	38.0
16.	Alex Highsmith, 2020-24	35.5
	Lawrence Timmons, 2007-16	35.5
	Kevin Greene, 1993-95	35.5
19.	Gary Dunn, 1976-87	35.0
20.	Stephon Tuitt, 2014-21	34.5
	Ben McGee, 1964-72	34.5

ACTIVE SACKS		
Rank	Player	Sacks
1.	T. J. Watt, 2017-24	108.0
2.	Cameron Heyward, 2011-24	88.5
3.	Alex Highsmith, 2020-24	35.5
4.	Nick Herbig, 2023-24	8.5
5.	Larry Ogunjobi, 2022-24	6.0
6.	Elandon Roberts, 2023-24	3.5
7.	Keanu Benton, 2023-24	2.0
	Preston Smith, 2024	2.0
	Cameron Sutton, 2017-22, 2024	2.0
10.	Isaiahh Loudermilk, 2021-24	1.0
	DeMarvin Leal, 2022-24	1.0
	Montravius Adams Sr., 2021-24	1.0
	Dean Lowry, 2024	1.0
	Patrick Queen, 2024	1.0
	Mark Robinson, 2022-24	1.0
	Beanie Bishop Jr., 2024	0.5

CAREER FUMBLE RECOVERIES			
Rank	Player	FR	TDs
1.	Ernie Stautner, 1950-63	23	0
2.	Jack Ham, 1971-82	21	1
	Rod Woodson, 1987-96	21	1
4.	Donnie Shell, 1974-87	19	2
5.	John Reger, 1955-63	17	1
	Jack Lambert, 1974-84	17	0
7.	Carnell Lake, 1989-98	16	2
	Joe Greene, 1969-81	16	0
9.	Greg Lloyd, 1988-97	15	0
10.	Robin Cole, 1977-87	14	0
	L.C. Greenwood, 1969-81	14	0
ACTIVE FUMBLE RECOVERIES			
Rank	Player	FR	TDs
1.	T.J. Watt, 2017-24	12	1
2.	Cameron Heyward, 2011-24	7	0
3.	Minkah Fitzpatrick, 2019-24	4	1
4.	DeShon Elliott, 2024	3	0
	Nick Herbig, 2023-24	3	0
6.	Damontae Kazee, 2023-24	2	0
	Larry Ogunjobi, 2022-24	2	0
	Payton Wilson, 2024	2	0
	Ben Skowronek, 2024	2	0
10.	Chris Boswell, 2015-24	1	0
	Cole Holcomb, 2023	1	0
	Keanuu Benton, 2023-24	1	0
	Beanie Bishop Jr., 2024	1	0
	Connor Heyward, 2022-24	1	0
	Donte Jackson, 2024	1	0
	Patrick Queen, 2024	1	0
	Cameron Sutton, 2017-22, 2024	1	0

YEAR	PLAYER	RECORD
1969	Terry Hanratty	0-5
1970	Terry Hanratty	2-4
	Terry Bradshaw	3-5
1971	Terry Hanratty	1-0
	Terry Bradshaw	5-8
1972	Terry Bradshaw	11-3
1973	Terry Hanratty	2-2
	Terry Bradshaw	8-1
1974	Joe Gilliam	0-1
	Terry Hanratty	1-0
	Terry Bradshaw	5-2
	Joe Gilliam	4-1-1
	Terry Bradshaw	12-2
1976	Terry Bradshaw	4-4
	Mike Kruzcek	6-0
1977	Terry Bradshaw	9-5
1978	Terry Bradshaw	14-2
1979	Terry Bradshaw	12-4
1980	Terry Bradshaw	9-6
	Cliff Stoudt	0-1
1981	Terry Bradshaw	8-6
	Mark Malone	0-2
1982	Terry Bradshaw	6-3
1983	Terry Bradshaw	1-0
	Cliff Stoudt	9-6
1984	David Woodley	3-4
	Mark Malone	6-3
1985	David Woodley	4-2
	Mark Malone	3-5
	Scott Campbell	0-2
1986	Mark Malone	6-8
	Bubby Brister	0-2
1987	Mark Malone	6-6
	Steve Bono	2-1
1988	Bubby Brister	4-9
	Todd Blackledge	1-2

YEAR	PLAYER	RECORD
1989	Bubby Brister	8-6
	Todd Blackledge	1-1
1990	Bubby Brister	9-7
1991	Bubby Brister	5-3
	Neil O'Donnell	2-6
1992	Neil O'Donnell	9-3
	Bubby Brister	2-2
1993	Neil O'Donnell	9-6
	Mike Tomczak	0-1
1994	Neil O'Donnell	10-4
	Mike Tomczak	2-0
1995	Neil O'Donnell	9-3
	Mike Tomczak	2-2
1996	Mike Tomczak	10-5
	Jim Miller	0-1
1997	Kordell Stewart	11-5
1998	Kordell Stewart	7-9
1999	Kordell Stewart	5-6
	Mike Tomczak	1-4
2000	Kordell Stewart	7-4
	Kent Graham	2-3
2001	Kordell Stewart	13-3
2002	Tommy Maddox	8-3-1
	Kordell Stewart	2-2
2003	Tommy Maddox	6-10
	Ben Roethlisberger	13-0
2004	Tommy Maddox	2-1
	Ben Roethlisberger	9-3
2005	Charlie Batch	2-0
	Tommy Maddox	0-2
	Ben Roethlisberger	7-8
2006	Charlie Batch	1-0
	Ben Roethlisberger	10-5
2007	Charlie Batch	0-1
	Ben Roethlisberger	12-4

YEAR	PLAYER	RECORD
2009	Ben Roethlisberger	9-6
	Dennis Dixon	0-1
2010	Ben Roethlisberger	9-3
	Dennis Dixon	2-0
2011	Charlie Batch	1-1
	Ben Roethlisberger	11-4
	Charlie Batch	1-0
2012	Ben Roethlisberger	7-6
	Charlie Batch	1-1
	Byron Leftwich	0-1
2013	Ben Roethlisberger	8-8
2014	Ben Roethlisberger	11-5
2015	Ben Roethlisberger	7-4
	Mike Vick	2-1
	Landry Jones	1-1
2016	Ben Roethlisberger	10-4
	Landry Jones	1-1
2017	Ben Roethlisberger	12-3
	Landry Jones	1-0
2018	Ben Roethlisberger	9-6-1
	Ben Roethlisberger	0-2
	Mason Rudolph	5-3
	Devlin Hodges	3-3
2020	Ben Roethlisberger	12-3
	Mason Rudolph	0-1
2021	Ben Roethlisberger	9-7
	Mason Rudolph	0-1
2022	Kenny Pickett	7-5
	Mitch Trubisky	2-3
2023	Kenny Pickett	7-5
	Mitch Trubisky	0-2
	Mason Rudolph	3-0
	Russell Wilson	6-5
	Justin Fields	4-2

Name (Years)	Record
Ben Roethlisberger (2004-21)	165-81-1
Terry Bradshaw (1970-83)	107-51
Kordell Stewart (1995-02)	45-29
Neil O'Donnell (1990-95)	39-22
Bubby Brister (1986-92)	28-29
Mark Malone (1981-87)	21-24
Tommy Maddox (2002-05)	16-16-1
Mike Tomczak (1993-99)	15-12
Kenny Pickett (2022-23)	14-10
Cliff Stoudt (1977-83)	10-7
Mason Rudolph (2018-21, 2023)	8-4-1
David Woodley (1984-85)	7-6
Mike Kruzcek (1976-79)	6-0
Charlie Batch (2002-12)	6-3
Russell Wilson (2024)	6-5

Name (Years)	Record
Terry Hanratty (1969-75)	6-11
Joe Gilliam (1972-75)	4-2-1
Justin Fields (2024)	4-2
Devlin Hodges (2019)	3-3
Mike Vick (2015)	2-1
Dennis Dixon (2008-11)	2-1
Steve Bono (1987-88)	2-1
Landry Jones (2013-17)	3-2
Mitch Trubisky (2022-23)	2-5
Kent Graham (2000)	2-3
Todd Blackledge (1988-89)	2-3
Byron Leftwich (2008, 2010-12)	0-1
Jim Miller (1995-96)	0-1
Scott Campbell (1984-86)	0-2

YEAR	PLAYER	ATT.	YDS.	AVG.	TD	LONG
2024	Najee Harris	263	1,043	4.0	6	36
	Jaylen Warren	120	511	4.3	1	22
	Total	383	1,554	4.1	7	36t
2023	Najee Harris	255	1,035	4.1	8	25
	Jaylen Warren	149	784	5.3	4	74t
	Total	404	1,819	4.5	12	74t
2022	Najee Harris	272	1,034	3.8	7	36
	Jaylen Warren	77	379	4.9	1	31
	Total	349	1,413	4.0	8	36
2021	Najee Harris	307	1,200	3.9	7	37t
	Benny Snell Jr.	36	98	2.7	0	9
	Total	343	1,298	3.8	7	37t
2020	James Conner	169	721	4.3	6	59
	Benny Snell Jr.	111	368	3.3	4	30
	Total	280	1,089	3.9	10	59
2019	James Conner	116	464	4.0	4	25
	Benny Snell Jr.	108	426	3.9	2	23
	Total	224	890	4.0	6	25
2018	James Conner	215	973	4.5	12	30
	Jaylen Samuels	56	256	4.6	0	25
	Total	271	1,229	4.5	12	30
2017	Le'Veon Bell	321	1,291	4.0	9	27
	James Conner	32	144	4.5	0	23
	Total	353	1,435	4.1	9	27
2016	Le'Veon Bell	261	1,268	4.9	7	44
	DeAngelo Williams	98	343	3.5	4	17
	Total	359	1,611	4.5	11	44
2015	DeAngelo Williams	200	907	4.5	11	55
	Le'Veon Bell	113	556	4.9	3	42
	Total	313	1,463	4.7	14	55
2014	Le'Veon Bell	290	1,361	4.7	8	81
	LeGarrette Blount	65	266	4.1	2	50
	Total	355	1,627	4.6	10	81
2013	Le'Veon Bell	244	860	3.5	8	43
	Jonathan Dwyer	49	197	4.0	0	30
	Total	293	1,057	3.6	8	43
2012	Jonathan Dwyer	156	623	4.0	2	34
	Isaac Redman	110	410	3.7	2	28
	Total	266	1,033	3.9	4	34
2011	Rashard Mendenhall	228	928	4.1	9	68
	Isaac Redman	110	479	4.4	3	27
	Total	338	1,407	4.2	12	68
2010	Rashard Mendenhall	324	1,273	3.9	13	50t
	Isaac Redman	52	247	4.8	0	23
	Total	376	1,520	4.0	13	50t
2009	Rashard Mendenhall	242	1,108	4.6	7	60
	Willie Parker	98	389	4.0	0	34
	Total	340	1,497	4.4	7	60
2008	Willie Parker	210	791	3.8	5	34t
	Mewelde Moore	140	588	4.2	5	32t
	Total	350	1,379	3.9	10	34t
2007	Willie Parker	321	1,316	4.1	2	32
	Najeh Davenport	107	499	4.7	5	45
	Total	428	1,815	4.2	7	45
2006	Willie Parker	337	1,494	4.4	13	76
	Najeh Davenport	60	221	3.7	1	48
	Total	397	1,715	4.3	14	76

YEAR	PLAYER	ATT.	YDS.	AVG.	TD	LONG
2005	Willie Parker	255	1,202	4.7	4	80t
	Jerome Bettis	110	368	3.3	9	39
	Total	365	1,570	4.3	13	80t
2004	Jerome Bettis	250	941	3.8	13	29
	Duce Staley	192	830	4.3	1	38
	Total	442	1,771	4.0	14	38
2003	Jerome Bettis	246	811	3.3	7	21
	Amos Zereoue	132	433	3.3	2	22
	Total	378	1,244	3.3	9	22
2002	Amos Zereoue	193	762	3.9	4	42
	Jerome Bettis	187	666	3.6	9	41t
	Total	380	1,428	3.8	13	42
2001	Jerome Bettis	225	1,072	4.8	4	48
	Kordell Stewart	96	537	5.6	5	48t
	Total	321	1,609	5.0	9	48t
2000	Jerome Bettis	355	1,341	3.8	8	30
	Kordell Stewart	78	436	5.6	7	45t
	Total	433	1,777	4.1	15	45t
1999	Jerome Bettis	299	1,091	3.6	7	35
	Richard Huntley	93	567	6.1	5	52
	Total	392	1,658	4.2	12	52
1998	Jerome Bettis	316	1,185	3.8	3	42
	Kordell Stewart	81	406	5.0	2	56
	Total	397	1,591	4.1	5	56
1997	Jerome Bettis	375	1,665	4.4	7	34
	Kordell Stewart	88	476	5.4	11	74t
	Total	463	2,141	4.6	18	74t
1996	Jerome Bettis	320	1,431	4.5	11	50t
	Eric Pegrum	97	509	5.2	1	27
	Total	417	1,940	4.6	12	50t
1995	Eric Pegrum	213	813	3.8	5	38
	Bam Morris	148	559	3.8	9	30t
	Total	361	1,372	3.8	14	38
1994	Barry Foster	216	851	3.9	5	29t
	Bam Morris	198	836	4.2	7	20
	Total	414	1,687	4.1	12	29t
1993	Leroy Thompson	205	763	3.7	3	36
	Barry Foster	177	711	4.0	8	38
	Total	382	1,474	3.8	11	38
1992	Barry Foster	390	1,690	4.3	11	69
	Leroy Thompson	35	157	4.5	1	25
	Total	425	1,847	4.3	12	69
1991	Merril Hoge	165	610	3.7	2	24
	Barry Foster	96	488	5.1	1	56t
	Total	261	1,098	4.2	3	56t
1990	Merril Hoge	203	772	3.8	7	41t
	Tim Worley	109	418	3.8	0	38
	Total	312	1,190	3.8	7	41t
1989	Tim Worley	195	770	3.9	5	38
	Merril Hoge	186	621	3.3	8	31
	Total	381	1,391	3.7	13	38
1988	Merril Hoge	170	705	4.1	3	20
	Warren Williams	87	409	4.7	0	33
	Total	257	1,114	4.3	3	33
1987	Earnest Jackson	180	696	3.9	1	39
	Frank Pollard	128	536	4.2	3	33
	Total	308	1,232	4.0	4	39

YEAR	PLAYER	ATT.	YDS.	AVG.	TD	LONG
1986	Earnest Jackson	216	910	4.2	5	31
	Walter Abercrombie	214	877	4.1	6	38t
	Total	430	1,787	4.2	11	38t
1985	Frank Pollard	233	991	4.3	3	56
	Walter Abercrombie	227	851	3.8	7	32t
	Total	460	1,842	4.0	10	56
1984	Frank Pollard	213	851	4.0	6	52
	Walter Abercrombie	145	610	4.2	1	31
	Total	358	1,461	4.1	7	52
1983	Franco Harris	279	1,007	3.6	5	19
	Frank Pollard	135	608	4.5	4	32
	Total	414	1,615	3.9	9	32
1982	Franco Harris	140	604	4.3	2	21
	Frank Pollard	62	238	3.8	2	18
	Total	202	842	4.2	4	21
1981	Franco Harris	242	987	4.1	8	50
	Frank Pollard	123	570	4.6	2	29
	Total	365	1,557	4.3	10	50
1980	Franco Harris	208	789	3.8	4	26
	Rocky Bleier	78	340	4.4	1	19
	Total	286	1,129	3.9	5	26
1979	Franco Harris	267	1,186	4.4	11	71t
	Sidney Thornton	118	585	5.0	6	75
	Total	385	1,771	4.6	17	75
1978	Franco Harris	310	1,082	3.5	8	37
	Rocky Bleier	165	633	3.8	5	24
	Total	475	1,715	3.6	13	37
1977	Franco Harris	300	1,162	3.9	11	61t
	Rocky Bleier	135	465	3.4	4	16
	Total	435	1,627	3.7	15	61t
1976	Franco Harris	289	1,128	3.9	14	30
	Rocky Bleier	220	1,036	4.7	5	28
	Total	509	2,164	4.3	19	30
1975	Franco Harris	262	1,006	3.8	10	36
	Rocky Bleier	140	528	3.8	2	17
	Total	402	1,534	3.8	12	36
1974	Franco Harris	208	1,006	4.8	5	54
	Rocky Bleier	88	373	4.2	2	18
	Total	296	1,379	4.6	7	54
1973	Franco Harris	188	698	3.7	3	35
	Preston Pearson	132	554	4.2	2	47
	Total	320	1,252	3.9	5	47
1972	Franco Harris	188	1,055	5.6	10	75t
	Frenchy Fuqua	150	665	4.4	4	47
	Total	338	1,720	5.1	14	75t
1971	Frenchy Fuqua	155	625	4.0	4	30
	Preston Pearson	131	605	4.6	2	27
	Total	286	1,230	4.3	6	30
1970	Frenchy Fuqua	138	691	5.0	7	85
	Preston Pearson	173	503	2.9	2	30
	Total	311	1,194	3.8	9	85
1969	Dick Hoak	151	531	3.5	2	13
	Earl Gros	116	343	3.0	4	16
	Total	267	874	3.3	6	16

YEAR	PLAYER	REC.	YDS.	AVG.	TD	LONG
2024	Pat Freiermuth	65	653	10.0	7	30
	George Pickens	59	900	15.3	3	44
	Total	124	1,553	12.5	10	44
2023	George Pickens	63	1,140	18.1	5	86t
	Diontae Johnson	51	717	14.1	5	71t
	Total	114	1,857	16.3	10	86t
2022	Diontae Johnson	86	882	10.3	0	37
	Pat Freiermuth	63	732	11.6	2	57
	Total	149	1,614	10.8	2	57
2021	Diontae Johnson	107	1,161	10.9	8	50t
	Najee Harris	74	467	6.3	3	25t
	Total	181	1,628	9.0	11	50t
2020	Diontae Johnson	88	923	10.5	7	46
	Chase Claypool	62	873	14.1	9	84t
	Total	150	1,796	12.0	16	84t
2019	Diontae Johnson	59	680	11.5	5	45t
	Jaylen Samuels	47	305	6.5	1	27
	Total	106	985	9.3	6	45t
2018	Julu Smith-Schuster	111	1,426	12.8	7	97t
	Antonio Brown	104	1,297	12.5	15	78t
	Total	215	2,723	12.7	22	97t
2017	Antonio Brown	101	1,533	15.2	9	57
	Le'Veon Bell	85	655	7.7	2	42
	Total	186	2,188	11.8	11	57
2016	Antonio Brown	106	1,284	12.1	12	51
	Le'Veon Bell	75	616	8.2	2	32
	Total	181	1,900	10.5	14	51
2015	Antonio Brown	136	1,834	13.5	10	59
	Heath Miller	60	535	8.9	2	27
	Total	196	2,369	12.1	12	59
2014	Antonio Brown	129	1,698	13.2	13	63t
	Le'Veon Bell	83	854	10.3	3	38
	Total	212	2,552	12.0	16	63t
2013	Antonio Brown	110	1,499	13.6	8	56
	Emmanuel Sanders	67	740	11.0	6	55t
	Total	177	2,239	12.6	14	55t
2012	Heath Miller	71	816	11.5	8	43
	Antonio Brown	66	787	11.9	5	60t
	Total	137	1,603	11.7	13	60t
2011	Mike Wallace	72	1,193	16.6	8	95t
	Antonio Brown	69	1,108	16.1	2	79t
	Total	141	2,301	16.3	10	95t
2010	Mike Wallace	60	1,257	21.0	10	56t
	Hines Ward	59	755	12.8	5	43
	Total	119	2,012	16.9	15	56t
2009	Hines Ward	95	1,167	12.3	6	54
	Santonio Holmes	79	1,248	15.8	5	57
	Total	174	2,415	13.9	11	57
2008	Hines Ward	81	1,043	12.9	7	49
	Santonio Holmes	55	821	14.9	5	48
	Total	136	1,864	13.7	12	49
2007	Hines Ward	71	732	10.3	7	25
	Santonio Holmes	52	942	18.1	8	83
	Total	123	1,674	13.6	15	83
2006	Hines Ward	74	975	13.2	6	70t
	Santonio Holmes	49	824	16.8	2	67t
	Total	123	1,799	14.6	8	70t

YEAR	PLAYER	REC.	YDS.	AVG.	TD	LONG
2005	Hines Ward	69	975	14.1	11	85t
	Antwaan Randle El	35	558	15.9	1	63t
	Total	104	1,533	14.7	12	85t
2004	Hines Ward	80	1,004	12.6	4	58
	Antwaan Randle El	43	601	14.0	3	39
	Total	123	1,605	13.0	7	58
2003	Hines Ward	95	1,163	12.2	10	50
	Plaxico Burress	60	860	14.3	4	47
	Total	155	2,023	13.1	14	50
2002	Hines Ward	112	1,329	11.9	12	72t
	Plaxico Burress	78	1,325	17.0	7	62t
	Total	190	2,654	13.9	19	72t
2001	Hines Ward	94	1,003	10.7	4	34
	Plaxico Burress	66	1,008	15.3	6	43
	Total	160	2,011	15.3	10	43
2000	Hines Ward	48	672	14.0	4	77t
	Bobby Shaw	40	672	16.8	4	45t
	Total	88	1,344	15.3	8	77t
1999	Troy Edwards	61	714	11.7	5	41
	Hines Ward	61	638	10.5	7	42
	Total	122	1,352	11.1	12	42
1998	Courtney Hawkins	66	751	11.4	1	53
	Charles Johnson	65	815	12.5	7	55t
	Total	131	1,566	11.9	8	55t
1997	Yancey Thigpen	79	1,398	17.7	7	69t
	Charles Johnson	46	568	12.3	2	49
	Total	125	1,966	15.7	9	69t
1996	Andre Hastings	72	739	10.3	6	38
	Charles Johnson	60	1,009	16.8	3	70t
	Total	132	1,747	13.2	9	70t
1995	Yancey Thigpen	85	1,307	15.4	5	43
	Andre Hastings	48	502	10.5	1	36
	Total	133	1,809	13.6	6	43
1994	John L. Williams	51	378	7.4	2	23
	Eric Green	46	618	13.4	4	46
	Total	97	996	10.3	6	46
1993	Eric Green	63	942	15.0	5	71t
	Dwight Stone	41	587	14.3	2	44
	Total	104	1,529	14.7	7	71t
1992	Jeff Graham	49	711	14.5	1	51
	Barry Foster	36	344	9.6	0	42
	Total	85	1,055	12.4	1	51
1991	Louis Lipps	55	671	12.2	2	35
	Merril Hoge	49	379	7.7	2	25
	Total	104	1,050	10.1	3	35
1990	Louis Lipps	50	682	13.6	3	37
	Merril Hoge	40	342	8.6	3	27
	Total	90	1,024	11.4	6	37
1989	Louis Lipps	50	944	18.9	5	79t
	Rodney Carter	38	267	7.0	3	22t
	Total	88	1,211	13.7	8	79t
1988	Louis Lipps	50	973	19.5	5	89t
	Merril Hoge	50	487	9.7	3	40
	Total	100	1,460	14.6	8	89t
1987	John Stallworth	41	521	12.7	2	45
	Walter Abercrombie	24	209	8.7	0	24
	Total	65	730	11.2	2	45

YEAR	PLAYER	REC.	YDS.	AVG.	TD	LONG
1986	Walter Abercrombie	47	395	8.4	2	27
	Louis Lipps	38	590	15.5	2	48
	Total	85	985	11.6	4	48
1984	John Stallworth	80	1,395	17.4	11	51
	Louis Lipps	45	860	19.1	9	80t
	Total	125	2,255	18.0	20	80t
1985	John Stallworth	75	937	12.5	5	41
	Louis Lipps	59	1,134	19.2	12	51
	Total	134	2,071	15.5	17	51
1983	Calvin Sweeney	39	577	14.8	5	42
	Bennie Cunningham	35	442	12.6	3	25
	Total	74	1,019	13.8	8	42
1982	Franco Harris	31	249	8.0	0	20
	John Stallworth	27	441	16.3	7	74t
	Total	58	690	11.9	7	74t
1981	John Stallworth	63	1,098	17.4	5	55
	Bennie Cunningham	41	574	14.0	3	30
	Total	104	1,672	16.1	8	55
1980	Lynn Swann	44	710	16.1	7	68t
	Jim Smith	37	711	19.2	9	45t
	Total	81	1,421	17.5	16	68t
1979	John Stallworth	70	1,183	16.9	8	65t
	Lynn Swann	41	808	19.7	5	65
	Total	111	1,991	17.9	13	65t
1978	Lynn Swann	61	880	14.4	11	62
	John Stallworth	41	798	19.5	9	70
	Total	102	1,678	16.5	20	70
1977	Lynn Swann	50	789	15.8	7	47
	John Stallworth	44	784	17.8	7	49t
	Total	94	1,573	16.7	14	49t
1976	Lynn Swann	28	516	18.4	3	47
	Rocky Bleier	24	294	12.3	0	32
	Total	52	810	15.6	3	47
1975	Lynn Swann	49	781	15.9	11	43t
	Franco Harris	28	214	7.6	1	44t
	Total	77	995	12.9	12	44t
1974	Frank Lewis	30	365	12.2	4	31t
	Franco Harris	23	200	8.7	1	31t
	Total	53	565	10.7	5	31t
1973	Ron Shanklin	30	711	23.7	10	67
	Frank Lewis	23	409	17.8	3	53t
	Total	53	1,120	21.1	13	67
1972	Ron Shanklin	38	669	17.6	3	57t
	Frank Lewis	27	391	14.5	5	52
	Total	65	1,060	16.3	8	57t
1971	Ron Shanklin	49	652	13.3	6	42
	Frenchy Fuqua	49	427	8.7	1	40
	Total	98	1,079	11.0	7	42
1970	Ron Shanklin	30	691	23.0	4	81
	Dave Smith	30	458	15.3	2	87
	Total	60	1,149	19.2	6	87
1969	Roy Jefferson	67	1,079	16.1	9	63
	J.R. Wilson	20	373	18.7	0	52
	Total	87	1,452	16.7	9	63

STEELERS IN A DOME

- Since the 1970 AFL-NFL merger, the Steelers have played in 80 overall and 76 regular-season games in a dome.
- Pittsburgh owns a 45-35 (.563) overall mark in games played indoor since the 1970 AFL-NFL merger.
- The Steelers own a 42-34 (.553) regular-season mark in games played indoor since the 1970 AFL-NFL merger.
- Pittsburgh has played in 17 domes in franchise history, including first-time visits to SoFi Stadium (L.A. Chargers) and U.S. Bank Stadium (Minnesota Vikings) in 2021, Mercedes-Benz Stadium (Atlanta Falcons) in 2022 and Allegiant Stadium (Las Vegas Raiders) in 2023.
- The Steelers are scheduled to play in a dome twice in 2025 (at Detroit and at L.A. Chargers).
- Pittsburgh played in a dome three times in 2024 (Week 1 at Atlanta, Week 4 at Indianapolis and Week 6 at Las Vegas).
- The Steelers played in a dome four times in 2023 (Week 3 at Las Vegas, Week 4 at Houston, Week 7 at L.A. Rams and Week 15 at Indianapolis).
- Pittsburgh has played at least three regular-season games in a dome 10 times in franchise history (2024, 2023, 2017, 2011, 2005, 1993, 1986, 1984, 1983 and 1981).
- Pittsburgh's .563 overall road winning percentage in games played in a dome is the third-highest in the NFL among non-dome teams since the 1970 AFL-NFL merger (min. 70 games played).

BEST OVERALL ROAD WIN PCT. IN DOMES BY NON-DOME TEAM – SINCE 1970 (MIN. 70)

RANK	TEAM	W	L	T	WIN PCT.
1.	New England Patriots	46	33	0	.582
2.	Kansas City Chiefs	51	39	0	.567
3.	Pittsburgh Steelers	45	35	0	.563
4.	Seattle Seahawks	40	36	1	.526
5.	San Francisco 49ers	72	67	0	.518

- Pittsburgh's .553 regular-season road winning percentage in games played in a dome is the fourth-highest in the NFL among non-dome teams since the 1970 AFL-NFL merger (min. 70 games played).

BEST REGULAR-SEASON ROAD WIN PCT. IN DOMES BY NON-DOME TEAM – SINCE 1970 (MIN. 70)

RANK	TEAM	W	L	T	WIN PCT.
1.	New England Patriots	43	31	0	.581
2.	Kansas City Chiefs	48	37	0	.565
3.	Seattle Seahawks	40	32	1	.555
4.	Pittsburgh Steelers	42	34	0	.553
5.	Philadelphia Eagles	41	37	1	.525

- Pittsburgh has an 18-10 (.643) record under head coach **Mike Tomlin** in regular-season games played in a dome since 2007.
- The Steelers' .643 winning percentage under head coach **Mike Tomlin** in regular-season games played in a dome is the second-highest in the NFL among non-dome teams since 2007 (min. 15 games played).

BEST REGULAR-SEASON ROAD WIN PCT. IN DOMES BY NON-DOME TEAM – SINCE 2007 (MIN. 15)

RANK	TEAM	W	L	T	WIN PCT.
1.	Kansas City Chiefs	23	11	0	.676
2.	Pittsburgh Steelers	18	10	0	.643
3.	Baltimore Ravens	15	10	0	.600
4.	Seattle Seahawks	33	27	1	.549
5.	Green Bay Packers	30	27	0	.526

- Head coach **Mike Tomlin's** .688 winning percentage (14-6) in regular-season games played in a dome is the second-highest in the NFL among a road head coach since 2013 (min. 15 games played).

BEST REGULAR-SEASON ROAD WIN PCT. IN DOMES BY ROAD HEAD COACH – SINCE 2013 (MIN. 15)

RANK	COACH	W	L	T	WIN PCT.
1.	Andy Reid	20	4	0	.833
2.	Mike Tomlin	14	6	0	.700
3.	Pete Carroll	24	11	1	.681
4.	Mike Vrabel	12	6	0	.667
	John Harbaugh	12	6	0	.667

ASTRODOME		KINGDOME		SILVERDOME		METRODOME		SUPERDOME		LUCAS OIL STADIUM*	
Year	Result	Year	Result	Year	Result	Year	Result	Year	Result	Year	Result
1970	W (7-3)	1981	L (24-21)	1983	L (45-3)	1986	L (31-7)	1981	W (20-6)	1984	L (17-16)
1971	L (29-3)	1982	L (16-0)	1989	W (22-3)	1993	W (45-17)	1984	L (27-24)	1991	W (21-3)
1972	W (9-3)	1983	W (27-21)	1998	L (19-16, OT)	2005	W (18-3)	1990	W (9-6)	2005	L (26-7)
1973	W (36-7)	1986	L (30-0)		Record: 1-2		Record: 2-1	2002	L (32-29)	^2005	W (21-18)
1974	W (13-7)	1993	L (16-6)					2010	L (20-10)	2011	W (23-20)
1975	W (32-9)		Record: 1-4					2018	L (31-28)	2016	W (28-7)
1976	W (21-0)								Record: 2-4	2017	W (20-17)
1977	L (27-10)									2022	W (24-17)
1978	W (13-3)									2023	L (30-13)
1979	L (20-17)									2024	L (27-24)
1980	L (6-0)										Record: 6-4
1981	L (21-20)										
1982	W (24-10)										
1983	W (40-28)										
1984	L (23-20, OT)										
1985	W (30-7)										
1986	W (22-16, OT)										
1987	L (24-16)										
1988	W (37-24)										
1989	L (27-0)										
^1989	W (26-23, OT)										
1990	L (34-14)										
1991	L (31-6)										
1992	W (29-24)										
1993	L (23-3)										
1994	W (12-9, OT)										
1995	W (34-17)										
1996	L (23-13)										
	Record: 16-12										
GEORGIA DOME		EDWARD JONES DOME**		FORD FIELD		NRG STADIUM***		UNIV. OF PHX. STADIUM		AT&T STADIUM	
Year	Result	Year	Result	Year	Result	Year	Result	Year	Result	Year	Result
1996	W (20-17)	2007	W (41-24)	+2005	W (21-10)	2005	W (27-7)	2007	L (21-14)	#2010	L (31-25)
2006	L (41-38, OT)	2015	W (12-6)	2009	W (28-20)	2011	L (17-10)	2011	W (32-20)	2012	L (27-24, OT)
2014	W (27-20)		Record: 2-0	2017	W (20-15)	2017	W (34-6)	2019	W (23-17)	2020	W (24-19)
	Record: 2-1				Record: 3-0	2023	L (6-30)		Record: 2-1		Record: 1-2
							Record: 2-2				
SOFI STADIUM		U.S. BANK STADIUM		MERCEDES-BENZ STADIUM		ALLEGiant STADIUM					
Year	Result	Year	Result	Year	Result	Year	Result				
2021	L (41-37)	2021	L (36-28)	2022	W (19-16)	2023	W, 23-18				
2023	W (24-17)		Record: 0-1	2024	W (18-10)	2024	W, 32-13				
	Record: 1-1				Record: 2-0		Record: 2-0				

*The Colts formerly played at the RCA Dome (1984-2008), which was originally named the Hoosier Dome (switched names in 1994).

**The Edward Jones Dome was formerly the TWA Dome and the Dome at America's Center (switched names in 2002).

***NRG Stadium was formerly Reliant Stadium (switched names in 2014).

^Playoff Game

+Super Bowl XL

Super Bowl XLV

THE LAST TIME THE STEELERS/OPPONENT...

Overtime Game Won

By Steelers – Pittsburgh 23, Cincinnati 20, 09/11/22
By Opponent – Chicago 23, Pittsburgh 17, 09/24/17

Tie Game

Home – Pittsburgh 16, Detroit 16, 11/14/21
Away – Pittsburgh 21, at Cleveland 21, 09/09/18

Shutout

By Steelers – Pittsburgh 27, St. Louis 0, 12/24/11
By Opponent – Jacksonville 9, Pittsburgh 0, 09/18/06

Kickoff Returned for a TD

By Steelers – JuJu Smith Schuster (96 yards) vs. Cleveland, 12/31/17
By Opponent – Jacoby Jones (108 yards) vs. Baltimore, 11/02/14

Punt Returned for a TD

By Steelers – Calvin Austin III (73 yards) vs. N.Y. Giants, 10/28/24
By Opponent – Desmond King II vs. L.A. Chargers, 12/12/18

Intercepted Pass Returned for a TD

By Steelers – Alex Highsmith (30 yards) vs. Cleveland, 09/18/23
By Opponent – Marlon Humphrey (37 yards) at Baltimore, 12/21/24

Fumble Returned for a TD

By Steelers – Payton Wilson (21 yards) at Cincinnati, 12/01/24
By Opponent – Denzel Ward (0 yards) at Cleveland, 09/22/22

Blocked Punt

By Steelers – Jeremiah Moon at Las Vegas, 10/13/24
By Opponent – Javorius Allen at Baltimore, 11/06/16

Blocked Punt for a TD

By Steelers – Ulysees Gilbert III (8 yards) at Buffalo, 09/12/21
By Opponent – Chris Moore (14 yards) at Baltimore, 11/06/16

Blocked Field Goal

By Steelers – Dean Lowry vs. N.Y. Jets, 10/20/24
By Opponent – Joseph Ossai at Cincinnati, 12/01/24

Blocked Field Goal for a TD

By Steelers – Bob O'Neill (73 yards) vs. Chicago Cardinals, 10/13/57
By Opponent – Chris Moore (14 yards) at Baltimore, 11/06/16

Blocked PAT

By Steelers – Patrick Peterson vs. Green Bay, 11/12/23
By Opponent – Tyrone Crawford at Dallas, 11/08/20



Minkah Fitzpatrick Intercepted Pass for a TD 09/11/22 at Cincinnati

Safety Scored

By Steelers – vs. Baltimore (Miles Killebrew blocked punt out of endzone), 10/08/23
By Opponent – at Baltimore Ravens (Devlin Hodges called for intentional grounding in the endzone), 12/29/19

Two 100-Yard Rushers in Same Game

By Steelers – at Carolina (Le'Veon Bell 147, LeGarrette Blount 118), 09/21/14
By Opponent – None

200 Yards Rushing

By Steelers – Le'Veon Bell (236 yards) at Buffalo, 12/11/16
By Opponent – Dalvin Cook (205 yards) at Minnesota, 12/09/21

300 Yards Passing

By Steelers – Justin Fields (312 yards) at Indianapolis, 10/06/24
By Opponent – Patrick Mahomes (320 yards) vs. Kansas City, 12/25/24

400 Yards Passing

By Steelers – Russell Wilson (414 yards) at Cincinnati, 12/01/24
By Opponent – Josh Allen (424 yards) at Buffalo, 10/09/22

500 Yards Passing

By Steelers – Ben Roethlisberger (506 yards) vs. Baltimore, 12/10/17
By Opponent – None

200 Yards Receiving

By Steelers – Markus Wheaton (201 yards) at Seattle, 11/29/15
By Opponent – A.J. Green (224 yards) at Cincinnati, 12/07/14

Four TD Passes

By Steelers – Ben Roethlisberger vs. Cincinnati, 11/15/20
By Opponent – Joe Burrow vs. Cincinnati, 11/20/22

Five TD Passes

By Steelers – Ben Roethlisberger vs. Carolina, 11/08/18
By Opponent – Russell Wilson at Seattle, 11/29/15

Six TD Passes

By Steelers – Ben Roethlisberger vs. Baltimore, 11/02/14
By Opponent – Patrick Mahomes vs. Kansas City, 09/16/18

Three TD Receptions

By Steelers – Chase Claypool vs. Philadelphia, 10/11/20
By Opponent – Samajie Perine vs. Cincinnati, 11/20/22

Four TD Receptions

By Steelers – Roy Jefferson vs. Atlanta, 11/3/68
By Opponent – Don Beebe at Buffalo, 09/08/91

Three TDs Rushing

By Steelers – Le'Veon Bell at Buffalo, 12/11/16
By Opponent – Arlen Harris vs. St. Louis, 10/26/03

Four Field Goals

By Steelers – Chris Boswell vs. N.Y. Giants, 10/28/24
By Opponent – Cade York vs. Cincinnati, 01/04/25

Five Field Goals

By Steelers – Chris Boswell at Cincinnati, 10/22/17
By Opponent – Matt Prater at Detroit, 10/29/17

THE LAST TIME THE STEELERS/OPPONENT...

Six Field Goals

By Steelers – **Chris Boswell** vs. Baltimore, 11/17/24
By Opponent – Todd Peterson vs. Seattle, 09/26/99

Three Interceptions

By Steelers – Darren Perry at Cleveland, 09/11/94
By Opponent – Dick Anderson (4) at Miami, 12/03/73

Four Interceptions

By Steelers – Jack Butler vs. Washington, 12/13/53
By Opponent – Dick Anderson at Miami, 12/03/73

Three Sacks

By Steelers – **T.J. Watt** vs. San Francisco, 09/10/23
By Opponent – Trey Hendrickson vs. Cincinnati (3.5), 01/11/25

Four Sacks

By Steelers – **T.J. Watt** vs. Cleveland, 01/03/22
By Opponent – Alfred Williams vs. Cincinnati, 10/16/94

Five Sacks

By Steelers – Joe Greene at Houston, 12/10/72
By Opponent – None

Gained 500 Yards of Total Offense

By Steelers – 520 (110 rush, 410 pass) at Cincinnati, 12/01/24
By Opponent – 552 (120 rush, 432 pass) at Buffalo, 10/09/22

Limited Team to Under 100 Yards of Total Offense

By Steelers – 98 (81 rush, 17 pass), 10/29/06 at Oakland
By Opponent – 53 (36 rush, 17 pass), 09/10/89 vs. Cleveland

Three Interceptions (TEAM)

By Steelers – vs. Cincinnati, 12/23/23
By Opponent – at Indianapolis, 12/16/23

Four Interceptions (TEAM)

By Steelers – at Cincinnati, 09/11/22
By Opponent – vs. N.Y. Jets, 10/02/22

Five Interceptions (TEAM)

By Steelers: 12/05/93 vs. New England
By Opponent: 10/08/17 vs. Jacksonville

Five Takeaways (TEAM)

By Steelers – (5) at Cincinnati (4 INT, 1 FUM), 09/11/22
By Opponent – (5) vs. Buffalo (4 INT, 1 FUM), 12/15/19

Six Takeaways (TEAM)

By Steelers – (7) at Tennessee (3 INT, 4 FUM), 09/19/10
By Opponent – (6) at Cleveland (4 INT, 2 FUM), 09/09/18

Two 100-Yard Receivers in Same Game

By Steelers – at New Orleans (Brown 185, Smith-Schuster 115), 12/23/18
By Opponent – at Philadelphia (Brown 110, Smith 109), 12/15/24

100 Yards Rushing

By Steelers – at Baltimore (24-117), 12/21/24
By Opponent – at Philadelphia (42-131), 12/15/24

200 Yards Rushing

By Steelers: vs. Kansas City (31-202), 12/25/24
By Opponent: at Baltimore (38-220), 12/23/24

100-Yard Rusher and 100-Yard Receiver

By Steelers – vs. N.Y. Jets (**Najee Harris** 102, **George Pickens** 111), 12/31/23
By Opponent – at Baltimore (Henry 162, Flowers 100), 12/21/24

100-Yard Rusher and Two 100-Yard Receivers

By Steelers – at Cincinnati (Conner 111, Smith-Schuster 111, Brown 105), 10/07/18
By Opponent – at New England (Ridley 115, Gronkowski 143, Dobson 130), 11/03/13

100-Yard Rusher, 300-Yard Passer and 100-Yard Receiver

By Steelers – at Cleveland (Conner 135, Roethlisberger 335, Smith-Schuster 119), 09/09/18
By Opponent – vs. Dallas (Elliott 114, Prescott 319, Bryant 116), 01/13/16

100-Yard Rusher, 300-Yard Passer and Two 100-Yard Receivers

By Steelers – at Cincinnati (Conner 111, Smith-Schuster 111, Brown 105, Roethlisberger 369), 10/14/18
By Opponent – at New England (Ridley 115, Brady 432, Gronkowski 143, Dobson 130), 11/03/13

100-Yard Rusher and 300-Yard Passer

By Steelers – vs. Indianapolis (D. Williams 134, Roethlisberger 364), 12/06/15
By Opponent – at New England (Ridley 115, Brady 432), 11/03/13

100-Yard Receiver and 300-Yard Passer

By Steelers – vs. Cincinnati (**Najee Harris** 116, Roethlisberger 318), 09/26/21
By Opponent – at Houston (Collins 172, Stroud 324), 10/01/23

Two 100-Yard Receivers and 300-Yard Passer

By Steelers – at New Orleans (Brown 185, Smith-Schuster 115, Roethlisberger 462), 12/23/18
By Opponent – at Buffalo (Davis 171, Diggs 102, Allen 424), 10/09/22

100-Yard Rusher, 100-Yard Receiver, 200-Yard Receiver and 400-Yard Passer

By Steelers: vs. Atlanta (Zereoue 123, Burress 253, Ward 139, Maddox 473), 11/10/02
By Opponent – None

100-Yard Rusher, Two 100-Yard Receivers and 400-Yard Passer

By Steelers: vs. Atlanta (Zereoue 123, Burress 253, Ward 139, Maddox 473), 11/10/02
By Opponent: at New England (Ridley 115, Gronkowski 143, Dobson 130, Brady 432), 11/03/13

Three 100-Yard Receivers and 300-Yard Passer

By Steelers: vs. Chicago Cardinals (Orr 205, McClaire 139, Tracy 106, Layne 409), 12/13/58
By Opponent – at St. Louis (D. Williams 114, Conrad 133, Smith 105, Hart 353), 11/10/68

Three Rushing Touchdowns

By Steelers – at Seattle (Harris 2, Warren 1), 12/31/23
By Opponent – at Washington (Ekelor 2, McNichols 1), 11/10/24

Four Rushing Touchdowns

By Steelers – Detroit (Bettis 3, Roethlisberger 1), 01/01/06
By Opponent – at San Diego (McGee 2, Anderson 1, Spencer 1), 12/8/85

THE LAST TIME THE STEELERS/OPPONENT...

Five Rushing Touchdowns

By Steelers – at Kansas City (Bettis 2, Stewart 2, Pegram 1), 11/03/96
By Opponent – at Cleveland (Hanulak 3, Morrison 1, Reynolds 1), 12/12/54

Three Touchdown Passes

By Steelers – at Cincinnati (**Russell Wilson 3**), 12/01/24
By Opponent – at Baltimore (Jackson 3), 12/21/24

Four Touchdown Passes

By Steelers – vs. Cincinnati (Roethlisberger 4), 11/15/20
By Opponent – vs. Cincinnati (Burrow 4), 11/20/22

Five Touchdown Passes

By Steelers – vs. Carolina (Roethlisberger 5), 11/08/18
By Opponent – at Seattle (Wilson 5), 11/29/15

Six Touchdown Passes

By Steelers – vs. Baltimore (Roethlisberger 6), 11/02/14
By Opponent – vs. Kansas City (Mahomes 6), 09/16/18

Six Sacks

By Steelers – vs. Cleveland (6-25), 09/18/23
By Opponent – vs. New Orleans (6-37), 11/13/22

Seven Sacks

By Steelers – at Cincinnati (7-39), 09/11/22
By Opponent – at Cleveland (8-60), 12/20/09

Eight or more Sacks

By Steelers – vs. Cleveland (9-46), 01/03/22
By Opponent – at Cleveland (8-60), 12/20/09

Two Opponent Fumble Recoveries

By Steelers – at Cincinnati (**Preston Smith 1**, **Payton Wilson 1**), 12/01/24
By Opponent – at Baltimore (Maulet 1, Washington 1), 01/06/24

Three Opponent Fumble Recoveries

By Steelers – vs. Cleveland (**Damontae Kazee 1**, **Larry Ogunjobi 1**, **T.J. Watt 1**), 09/18/23
By Opponent – at Cleveland (Schobert 2, Peppers 1), 09/09/18

Shutout on Road

By Steelers – at Cleveland (41-0), 12/24/05
By Opponent – at Baltimore (0-27), 11/26/06

Shutout at Home

By Steelers – vs. St. Louis (27-0), 12/24/11
By Opponent – vs. Baltimore (0-16), 09/03/00

Overtime Win away from Pittsburgh

By Steelers – at Cincinnati (23-20), 09/11/22
By Opponent – at Dallas (27-24), 12/16/12

Overtime Win in Pittsburgh

By Steelers – vs. Seattle (23-20), 10/17/21
By Opponent – vs. Baltimore (23-20), 10/01/15

30 Points

By Steelers – vs. N.Y. Jets (37-15), 10/20/24
By Opponent – at Baltimore (17-34), 12/21/24

40 Points

By Steelers – at Cincinnati (44-38), 12/01/24
By Opponent – at Cincinnati (41-10), 11/28/21

50 Points

By Steelers – vs. Carolina (52-21), 11/08/18
By Opponent – at New England (55-31), 11/03/13

Two-Point Conversion

By Steelers – vs. Cleveland (Pickett - Johnson pass), 01/08/23
By Opponent – vs. N.Y. Jets (Rodgers - G. Wilson pass), 10/29/23

Missed Point-After-Touchdown Attempt

By Steelers – at Indianapolis (**Chris Boswell** missed kick), 12/16/23
By Opponent – vs. N.Y. Giants (Daniel Jones incomplete), 10/28/24

THE LAST TIME THE STEELERS/OPPONENT...

Overtime Game Won

By Steelers – Pittsburgh 20, N.Y. Jets 17, AFC Divisional Playoff, 01/15/05
By Opponent – Denver 29, Pittsburgh 23, AFC Wild Card, 01/08/12

Shutout

By Steelers – None
By Opponent – Philadelphia 21, Pittsburgh 0, Eastern Division Playoff, 12/21/1947

Kickoff Return for TD

By Steelers – None
By Opponent – None

Punt Return for TD

By Steelers – Santonio Holmes (67 yards) vs. San Diego, AFC Divisional Playoff, 01/11/09
By Opponent – Santana Moss (75 yards) vs. N.Y. Jets, AFC Divisional Playoff, 01/15/05

Interception Return for TD

By Steelers – James Harrison (100 yards) vs. Arizona, Super Bowl XLIII, 02/01/09
By Opponent – Nick Collins (37 yards) vs. Green Bay, Super Bowl XLV, 02/06/11

Fumble Return for TD

By Steelers – William Gay (19 yards) vs. N.Y. Jets, AFC Championship, 01/23/11
By Opponent – Telvin Smith (50 yards) vs. Jacksonville, AFC Divisional Playoff, 01/14/18

Blocked Punt

By Steelers – None
By Opponent – Keith Cash, at Kansas City, AFC Wild Card, 01/08/94

Blocked Punt for TD

By Steelers – None
By Opponent – Terry Brown, vs. Minnesota, Super Bowl IX, 01/12/75

Blocked Field Goal

By Steelers – **Montravious Adams**, at Buffalo, AFC Super Wild Card, 01/15/2024
By Opponent – Brian Mitchell, vs. New England, AFC Championship, 01/27/02

Blocked Field Goal for TD

By Steelers – None
By Opponent – Antwan Harris (49 yards), vs. New England, AFC Championship, 01/27/02

Safety Scored

By Steelers – vs. Baltimore, AFC Wild Card, (Punt blocked by Shamarko Thomas out of end zone), 01/03/15
By Opponent – vs. N.Y. Jets, AFC Championship, (Ben Roethlisberger tackled by Mike Devito), 01/23/11

100 Yards Rushing

By Steelers – Le'Veon Bell (170) at Kansas City, AFC Divisional Playoff, 01/15/17
By Opponent – Derrick Henry (186 yards) at Baltimore, AFC Wild Card, 01/11/25

Two 100-yard Rushers in Same Game

By Steelers – None
By Opponent – None

200 Yards Rushing

By Steelers – None
By Opponent – None

300 Yards Passing

By Steelers – Ben Roethlisberger (469) vs. Jacksonville, AFC Divisional Playoff, 01/14/15
By Opponent – Tom Brady (384) at New England, AFC Championship, 01/22/17

400 Yards Passing

By Steelers – Roethlisberger (469) vs. Jacksonville, AFC Divisional Playoff, 01/14/15
By Opponent – Patrick Mahomes (404) at Kansas City, AFC Super Wild Card, 01/16/22

500 Yards Passing

By Steelers – Roethlisberger (501) vs. Cleveland, AFC Wild Card Playoff, 01/10/21
By Opponent – None

200 Yards Receiving

By Steelers – None
By Opponent – Demaryius Thomas (204 yards) at Denver, AFC Wild Card, 01/08/12

Four TD Passes

By Steelers – Roethlisberger (4) vs. Cleveland, AFC Wild Card Playoff, 01/10/21
By Opponent – Dan Marino, vs. Miami, AFC Championship, 01/06/85

Five TD Passes

By Steelers – Ben Roethlisberger, vs. Jacksonville, AFC Divisional Playoff, 01/14/18
By Opponent – Patrick Mahomes (5) at Kansas City, AFC Super Wild Card, 01/16/22

Six TD Passes

By Steelers – None
By Opponent – None

Three TD Receptions

By Steelers – None
By Opponent – None

Four TD Receptions

By Steelers – None
By Opponent – None

Three TDs Rushing

By Steelers – Franco Harris, vs. Buffalo, AFC Divisional Playoff, 12/22/74
By Opponent – Leonard Fournette, vs. Jacksonville, AFC Divisional Playoff, 01/14/18

Four Field Goals

By Steelers – **Chris Boswell**, at Kansas City, AFC Divisional Playoff, 01/15/17 (6)
By Opponent – Brandon McManus, at Denver, AFC Divisional Playoff, 01/17/16

THE LAST TIME THE STEELERS/OPPONENT...

Five Field Goals

By Steelers – **Chris Boswell**, at Kansas City, AFC Divisional Playoff, 01/15/17 (6)
By Opponent – Brandon McManus, at Denver, AFC Divisional Playoff, 01/17/16

Six Field Goals

By Steelers – **Chris Boswell**, at Kansas City, AFC Divisional Playoff, 01/15/17
By Opponent – None

Three Interceptions

By Steelers – None
By Opponent – None

Four Interceptions

By Steelers – None
By Opponent – None

Three Sacks

By Steelers – James Harrison, vs. Baltimore, AFC Divisional Playoff, 01/15/11
By Opponent – Terrell Suggs, vs. Baltimore, AFC Divisional Playoff, 01/15/11

Four Sacks

By Steelers – None
By Opponent – None

Five Sacks

By Steelers – None
By Opponent – None

500 Yards of Total Offense

By Steelers – 553 (52 rushing, 501 passing) vs. Cleveland, AFC Wild Card Playoff, 01/10/21
By Opponent – 569 (134 rushing, 435 passing) vs. Miami, AFC Championship, 01/06/85

Limited Team to Under 100 Yards of Total Offense

By Steelers – None
By Opponent – None

Three Interceptions (TEAM)

By Steelers – vs. Baltimore, AFC Championship, 01/18/09
By Opponent – vs. Jacksonville, AFC Wild Card, 01/05/08

Four Interceptions (TEAM)

By Steelers – None
By Opponent – vs. Cleveland, AFC Wild Card, 01/10/21

Five Interceptions (TEAM)

By Steelers – vs. Houston, AFC Championship, 01/07/79
By Opponent – None

Five Takeaways (TEAM)

By Steelers – vs. Houston (9), AFC Championship Game (5 INT, 4 FUM), 01/07/79
By Opponent – vs. Cleveland, AFC Wild Card (4 INT, 1 FUM), 01/10/21

Six Takeaways (TEAM)

By Steelers – vs. Houston (9), AFC Championship Game (5 INT, 4 FUM), 01/07/79
By Opponent – vs. Oakland (8), AFC Championship Game (3 INT, 5 FUM), 01/04/76

Two 100–Yard Receivers in Same Game

By Steelers – vs. Cleveland (Smith-Schuster 13-157, Johnson 11-117), AFC Wild Card, 01/10/21
By Opponent – at New England (Hogan 9 – 180, Edelman 8 – 118), AFC Championship, 01/22/17

100 Yards Rushing (TEAM)

By Steelers – at Buffalo, AFC Super Wild Card (23-106), 01/15/24
By Opponent – at Buffalo, AFC Super Wild Card (34-179), 01/15/24

200 Yards Rushing (TEAM)

By Steelers – vs. Indianapolis, AFC Wild Card Game (51–231), 12/29/96
By Opponent – at Baltimore, AFC Wild Card (50–299), 01/11/25

100–Yard Rusher and 100–Yard Receiver

By Steelers – at Kansas City, AFC Divisional Playoff (Bell 170, A. Brown 108), 01/15/17
By Opponent – vs. San Diego, AFC Wild Card Game (Muncie 126, Chandler 124, Winslow 102), 01/09/83

100–Yard Rusher and Two 100–Yard Receivers

By Steelers – None
By Opponent – 01/09/83 vs. San Diego, AFC Wild Card Game (Muncie 126, Chandler 124, Winslow 102)

100–Yard Rusher, 300–Yard Passer and 100–Yard Receiver

By Steelers – None
By Opponent – 01/09/83 vs. San Diego, AFC Wild Card Game (Muncie 126, Fouts 333, Chandler 124, Winslow 102)

100–Yard Rusher, 300–Yard Passer and Two 100–Yard Receiver

By Steelers – None
By Opponent – 01/09/83 vs. San Diego, AFC Wild Card Game (Muncie 126, Fouts 333, Chandler 124, Winslow 102)

100–Yard Rusher and 300–Yard Passer

By Steelers – None
By Opponent – 01/09/83 vs. San Diego, AFC Wild Card Game (Muncie 126, Fouts 333)

Two 100–Yard Receivers and 300–Yard Passer

By Steelers – 01/10/21 vs. Cleveland, AFC Wild Card Playoff (Smith-Schuster 13-157, Johnson 11-117, Roethlisberger 501)
By Opponent – 01/22/17 at New England, AFC Championship Game (Brady 384, Hogan 180, Edelman 118)

100–Yard Rusher, 100–Yard Receiver, 200–Yard Receiver and 400–Yard Passer

By Steelers – None
By Opponent – None

100–Yard Rusher, Two 100–Yard Receivers and 400–Yard Passer

By Steelers – None
By Opponent – None

THE LAST TIME THE STEELERS/OPPONENT...

Three 100–Yard Receivers and 300–Yard Passer

By Steelers – None
By Opponent – None

Three Rushing Touchdowns

By Steelers – 01/ 11/09 vs. San Diego, AFC Divisional Playoff (Parker 2, Russell 1)
By Opponent – 01/04/18 vs. Jacksonville, AFC Divisional Playoff (Fournette 3, Yeldon 1)

Four Rushing Touchdowns

By Steelers – 12/29/96, vs. Indianapolis, AFC Wild Card Game (Bettis 2, Stewart 2, Witman 1)
By Opponent – 01/14/18 vs. Jacksonville, AFC Divisional Playoff (Fournette 3, Yeldon 1)

Five Rushing Touchdowns

By Steelers – 12/29/96, vs. Indianapolis, AFC Wild Card Game (Bettis 2, Stewart 2, Witman 1)
By Opponent – None

Three Touchdown Passes

By Steelers – 01/14/18 vs. Jacksonville, AFC Divisional Playoff (Roethlisberger 5)
By Opponent – 01/22/17 at New England, AFC Championship Game (Brady 3)

Four Touchdown Passes

By Steelers – 01/14/18 vs. Jacksonville, AFC Divisional Playoff (Roethlisberger 5)
By Opponent – 01/06/85 vs. Miami, AFC Championship Game (Marino 4)

Five Touchdown Passes

By Steelers – 01/14/18 vs. Jacksonville, AFC Divisional Playoff (Roethlisberger 5)
By Opponent – None

Six Touchdown Passes

By Steelers – None
By Opponent – None

Six Sacks

By Steelers – None
By Opponent – 01/15/11 vs. Baltimore, AFC Divisional Playoff (6–34)

Seven or More Sacks

By Steelers – None
By Opponent – 01/09/93 vs. Buffalo, AFC Divisional Playoff (7–52)

Two Opponent Fumble Recoveries

By Steelers –01/08/17 vs. Miami, AFC Wild Card Game (Tuitt, Walton)
By Opponent – 01/15/11 vs. Baltimore, AFC Divisional Playoff (Redding, Reed)

Shutout on Road

By Steelers – None
By Opponent – None

Shutout at Home

By Steelers – None
By Opponent – 12/21/47 vs. Philadelphia (21–0), Eastern Division Playoff

OT Win Away from Pittsburgh

By Steelers – 01/31/89 at Houston, AFC Wild Card Game (23–20)
By Opponent – 01/08/12 at Denver, AFC Wild Card Game (29–23)

OT Win in Pittsburgh

By Steelers – 01/15/05 vs. N.Y. Jets, AFC Divisional Playoff (20–17)
By Opponent – None

40 Points

By Steelers – 01/14/18 vs. Jacksonville, AFC Divisional Playoff (42–45)
By Opponent – 01/16/22 at Kansas City, AFC Super Wild Card (42–21)

50 Points

By Steelers – None
By Opponent – None

Two–Point Conversion

By Steelers –01/22/17 at New England, AFC Championship Game (Roethlisberger pass to D. Williams)
By Opponent – 01/17/16 at Denver, AFC Divisional Playoff [Peyton Manning pass to Demaryius Thomas]

Missed Point–After–Touchdown Attempt

By Steelers – 01/22/17 at New England, AFC Championship Game (Chris Boswell kick failed)
By Opponent –01/22/17 at New England, AFC Championship Game (Stephen Gostkowski kick failed)



2024 STEELERS

FINAL ROSTERS

 [Alphabetical Roster](#)

 [Roster by Experience](#)

 [Numerical Roster](#)

 [How the Steelers Were Built](#)

 [Positional Roster](#)

 [Final Depth Chart](#)



NO.	NAME	POS	HT	WT	DOB	EXP	COLLEGE	HOMETOWN	HOW ACQ
57	Adams Sr., Montravius	DT	6-4	304	7/24/1995	8	Auburn	Vienna, GA	FA '21
4	Allen, Kyle	QB	6-3	210	3/8/1996	7	Houston	Scottsdale, AZ	FA '24
67	Anderson, Calvin	OL	6-5	305	3/25/1996	5	Texas	Austin, TX	FA '24
74	Anderson, Spencer	OL	6-5	305	6/7/2000	1	Maryland	Bowie, MD	D7b '23
19	Austin III, Calvin	WR	5-9	162	3/24/1999	3	Memphis	Memphis, TN	D4 '22
95	Benton, Keanu	DT	6-4	309	7/17/2001	2	Wisconsin	Janesville, WI	D2b '23
31	Bishop Jr., Beanie	CB	5-10	184	12/17/1999	R	West Virginia	Louisville, KY	UDFA '24
9	Boswell, Chris	K	6-2	185	3/16/1991	10	Rice	Fort Worth, TX	FA '15
25	Elliott, DeShon	S	6-1	210	4/21/1997	6	Texas	Dallas, TX	FA '24
2	Fields, Justin	QB	6-3	228	3/5/1999	4	Ohio State	Kennesaw, GA	TR '24 (CHI)
39	Fitzpatrick, Minkah	S	6-1	207	11/17/1996	7	Alabama	Old Bridge, NJ	TR '19 (MIA)
54	Frazier, Zach	C	6-3	310	8/29/2001	R	West Virginia	Fairmont, WV	D2 '24
88	Freiermuth, Pat	TE	6-5	258	10/25/1998	4	Penn State	Ferrimac, MA	D2 '21
22	Harris, Najee	RB	6-1	242	3/9/1998	4	Alabama	Antioch, CA	O1 '21
51	Herbig, Nick	LB	6-2	240	11/21/2001	2	Wisconsin	Kauai, HI	D4 '23
97	Heyward, Cameron	DT	6-5	295	5/6/1989	14	Ohio State	Pittsburgh, PA	O1 '11
83	Heyward, Connor	TE	6-0	230	1/22/1999	3	Michigan State	Duluth, GA	D6 '22
56	Highsmith, Alex	LB	6-4	242	8/7/1997	5	Charlotte	Wilmington, NC	D3 '20
26	Jackson, Donte	CB	5-10	180	11/8/1995	7	LSU	Metairie, LA	TR '24 (CAR)
11	Jefferson, Van	WR	6-1	200	7/26/1996	5	Florida	Brentwood, TN	FA '24
77	Jones, Broderick	OT	6-5	311	5/16/2000	2	Georgia	Lithonia, GA	O1 '23
23	Kazee, Damontae	S	5-11	174	6/5/1993	8	San Diego State	San Bernardino, CA	FA '22
28	Killebrew, Miles	S	6-2	222	5/10/1993	9	Southern Utah	Henderson, NV	FA '22
46	Kuntz, Christian	LS	6-1	228	4/13/1994	5	Duquesne	Pittsburgh, PA	FA '20
92	Loudermilk, Isaiahh	DT	6-7	293	10/10/1997	4	Wisconsin	Howard, KS	D5 '21
94	Lowry, Dean	DL	6-6	296	6/9/1994	8	Northwestern	Rockford, IL	FA '24
44	Matakevich, Tyler	LB	6-1	235	12/22/1992	10	Temple	Stratford, CT	FA '24
62	McCollum, Ryan	C	6-5	300	3/4/1998	3	Texas A&M	Spring, TX	W '22 (DET)
66	McCormick, Mason	G	6-5	315	5/25/2000	R	South Dakota State	Sioux Falls, SD	D4 '24
49	Moon, Jeremiah	LB	6-5	245	8/18/1998	3	Florida	Hoover, AL	W '24 (BLT)
65	Moore Jr., Dan	OT	6-5	315	9/28/1998	4	Texas A&M	Beaumont, TX	D4a '21
99	Ogunjobi, Larry	DT	6-3	305	6/3/1994	8	Charlotte	Greensboro, NC	FA '22
84	Patterson, Cordarrelle	RB/KR	6-2	232	3/17/1991	12	Tennessee	Rock Hill, SC	FA '24
14	Pickens, George	WR	6-3	200	3/4/2001	3	Georgia	Hoover, AL	D2 '22
42	Pierre, James	CB	6-2	185	9/16/1996	7	Florida Atlantic	Deerfield Beach, FL	FA '24
24	Porter Jr., Joey	CB	6-2	193	7/26/2000	2	Penn State	Bakersfield, CA	D2a '23
81	Pruitt, MyCole	TE	6-2	258	3/24/1992	8	Southern Illinois	South Bend, IN	FA '24
6	Queen, Patrick	LB	6-0	230	8/13/1999	5	LSU	Ventress, LA	FA '24
50	Roberts, Elandon	LB	6-1	238	4/22/1994	9	Houston	Port Arthur, TX	FA '23
93	Robinson, Mark	LB	5-11	235	8/14/1999	3	Mississippi	Leesburg, GA	D7a '22
63	Scharping, Max	G	6-6	325	8/10/1996	6	Northern Illinois	Green Bay, WI	PS '24 (WAS)
73	Seumalo, Isaac	OL	6-4	303	10/29/1993	9	Oregon State	Corvallis, OR	FA '23
15	Skowronek, Ben	WR	6-3	224	6/27/1992	3	Notre Dame	Fort Wayne, IN	FA '24
91	Smith, Preston	LB	6-3	265	11/17/1992	10	Mississippi State	Stone Mountain, GA	TR '24 (GB)
20	Sutton, Cameron	CB	5-11	188	2/27/1995	6	Tennessee	Jonesboro, GA	FA '24
27	Trice Jr., Cory	CB	6-3	206	5/30/2000	1	Purdue	Hopkinsville, KY	D7a '23
8	Waltman, Cortliss	P	6-2	210	7/21/1995	3	South Alabama	Milton, FL	FA '24
30	Warren, Jaylen	RB	5-8	215	11/1/1998	3	Oklahoma State	Cottonwoods Heights, UT	UDFA '22
90	Washington, Darnell	TE	6-7	264	8/17/2001	2	Georgia	Las Vegas, NV	D3 '23
90	Watt, T.J.	LB	6-4	252	10/11/1994	8	Wisconsin	Pewaukee, WI	O1 '17
18	Williams, Mike	WR	6-3	218	10/4/1994	8	Clemson	Holy Hill, SC	TR '24 (NYJ)
41	Wilson, Payton	LB	6-4	242	4/21/2000	R	North Carolina State	Hillsborough, NC	D3b '24
3	Wilson, Russell	QB	5-11	215	11/29/1988	13	Wisconsin	Richmond, VA	FA '24
Practice Squad (17)									
17	Agnew, Jamal	WR	5-10	190	4/3/1995	8	San Diego	San Diego, CA	FA '24
60	Cook, Dylan	OT	6-5	280	1/11/1998	2	Montana	Butte, MT	FA '23
96	Fehoko, Breiden	DL	6-3	300	10/15/1996	4	LSU	Honolulu, HI	FA '23
40	Harper, Devin	LB	6-0	240	5/13/1998	3	Oklahoma State	Knoxville, TN	FA '24
5	Jamison, D'Shawn	CB	6-2	185	6/4/1999	2	Texas	Houston, TX	FA '24
89	Johnson, Brandon	WR	6-2	195	7/26/1998	3	Central Florida	Fort Lauderdale, FL	FA '24
18	Leagus, John	OL	6-7	310	4/17/1996	3	Tulane	Alexandria, LA	FA '24
53	Leota, Eku	LB	6-4	257	5/11/1999	2	Auburn	Asheville, NC	FA '24
13	Miller, Scotty	WR	5-9	174	7/31/1997	6	Bowling Green	Barrington, IL	FA '24
72	Nester, Doug	OT	6-6	306	8/7/2000	R	West Virginia	Kenova, WV	FA '24
37	Rowe, Eric	S	6-1	210	10/3/1992	10	Utah	Spring, TX	FA '24
33	Shampkin, Aaron	RB	5-10	195	10/18/1999	1	Harvard	Long Beach, CA	FA '24
79	Slade, Jacob	DL	6-3	293	2/23/2000	1	Michigan State	Lewis Center, OH	FA '24
85	Sokol, Matt	TE	6-5	258	11/9/1995	2	Michigan State	Rochester, MI	FA '24
35	Ward, Jonathan	RB	6-0	202	9/30/1997	5	Central Michigan	Kankakee, IL	FA '24
16	Watkins, Quez	WR	6-0	193	6/9/1998	5	Southern Mississippi	Athens, AL	FA '24
45	Welschof, Julius	LB	6-6	265	3/12/1997	2	Charlotte	Miesbach, Bavaria, Germany	UDFA '24
Injured Reserve (7)									
78	Daniels, James	OL	6-4	327	9/13/1997	7	Iowa	Warren, OH	FA '22
76	Fautanu, Troy	OT	6-4	317	10/11/2000	R	Washington	Henderson, NV	D1 '24
21	Henderson, C.J.	CB	6-1	205	9/30/1998	5	Florida	Miami, FL	FA '24
71	Herbig, Nate	OL	6-4	334	7/10/1998	6	Stanford	Honolulu, HI	FA '23
5	Johnston, Cameron	P	5-11	194	2/24/1992	7	Ohio State	Geelong, Australia	FA '24
98	Leal, DeMarvin	DE	6-4	290	7/1/2000	3	Texas A&M	San Antonio, TX	D3 '22
29	Watts, Ryan	DB	6-3	206	11/7/2001	R	Texas	Little Elm, TX	D6b '24
Reserve/Retired (1)									
91	Golden, Markus	LB	6-3	260	3/13/1991	10	Missouri	St. Louis, MO	FA '24
Injured Reserve - Designated For Return (2)									
61	Lee, Logan	DL	6-5	291	6/12/2000	R	Iowa	Orion, IL	D6a '24
10	Wilson, Roman	WR	6-0	192	6/19/2001	R	Michigan	Mau, HI	D3a '24
Practice Squad/Injured Reserve (1)									
34	Gilbert, Zyon	CB	6-0	193	2/4/1999	2	Florida Atlantic	Montgomery, AL	FA '24
Reserved/PUP (1)									
55	Holcomb, Cole	LB	6-1	240	7/30/1996	6	North Carolina	New Smyrna Beach, FL	FA '23
COACHING STAFF									
HEAD COACH: Mike Tomlin									
ASSISTANTS: Teryl Austin (Defensive Coordinator), Arthur Smith (Offensive Coordinator), Danny Smith (Special Teams Coordinator), Tom Ath (Quarterbacks), Zach Azzanni (Wide Receivers), Grady Brown (Secondary), Aaron Curry (Inside Linebackers), Karl Dunbar (Defensive Line), Eddie Faulkner (Running Backs), Denzel Martin (Outside Linebackers), Pat Meyer (Offensive Line), Alfredo Roberts (Tight Ends), Mike Sullivan (Senior Offensive Assistant), Isaac Williams (Assistant Offensive Line), Jason Brooks (Defensive Quality Control), Mateo Kambui (Offensive Assistant), Matt Baker (Offensive Assistant), Anthony Midget (Assistant Secondary), Garrett Giemont (Senior Coaching Assistant), Phil Matuz (Head Strength & Conditioning Coach), Justus Galac (Assistant Strength & Conditioning Coach), Roderick Moore (Sports Science Coordinator/Strength & Conditioning), Tyler Jenkins (Strength & Conditioning Assistant)									

NO.	NAME	POS	HT	WT	DOB	EXP	COLLEGE	HOMETOWN	HOW ACQ
2	Fields, Justin	QB	6-3	228	3/5/1999	4	Ohio State	Kennesaw, GA	TR '24 (CHI)
3	Wilson, Russell	QB	5-11	215	11/29/1988	13	Wisconsin	Richmond, VA	FA '24
4	Allen, Kyle	QB	6-3	210	3/8/1996	7	Houston	Scottsdale, AZ	FA '24
6	Queen, Patrick	LB	6-0	230	8/13/1999	5	LSU	Ventress, LA	FA '24
8	Waltman, Corliss	P	6-2	210	7/21/1995	3	South Alabama	Milton, FL	FA '24
9	Boswell, Chris	K	6-2	185	3/16/1991	10	Rice	Fort Worth, TX	FA '15
11	Jefferson, Van	WR	6-1	200	7/26/1996	5	Florida	Brentwood, TN	FA '24
14	Pickens, George	WR	6-3	200	3/4/2001	3	Georgia	Hoover, AL	D2 '22
15	Skowronek, Ben	WR	6-3	224	6/27/1997	3	Notre Dame	Fort Wayne, IN	FA '24
18	Williams, Mike	WR	6-3	218	10/4/1994	8	Clemson	Holy Hill, SC	TR '24 (NYJ)
19	Austin III, Calvin	WR	5-9	162	3/24/1999	6	Memphis	Memphis, TN	D4 '22
20	Sutton, Cameron	CB	5-11	188	2/27/1995	6	Tennessee	Jonesboro, GA	FA '24
22	Harris, Najee	RB	6-1	242	3/9/1998	4	Alabama	Antioch, CA	D1 '21
23	Kazee, Damontae	S	5-11	174	6/5/1993	8	San Diego State	San Bernardino, CA	FA '22
24	Porter Jr., Joey	CB	6-2	193	7/26/2000	2	Penn State	Bakersfield, CA	D2a '23
25	Elliott, DeShon	S	6-1	210	4/21/1997	6	Texas	Dallas, TX	FA '24
26	Jackson, Donte	CB	5-10	180	11/8/1995	7	LSU	Metairie, LA	TR '24 (CAR)
27	Trice Jr., Cory	CB	6-3	206	5/30/2000	1	Purdue	Hopkinsville, KY	D7a '23
28	Killebrew, Miles	S	6-2	222	5/10/1993	9	Southern Utah	Henderson, NV	FA '22
30	Warren, Jaylen	RB	5-8	215	11/1/1998	3	Oklahoma State	Cottonwoods Heights, UT	UDFA '22
31	Bishop Jr., Beanie	CB	5-10	184	12/17/1999	R	West Virginia	Louisville, KY	UDFA '24
39	Fitzpatrick, Minkah	S	6-1	207	11/7/1996	7	Alabama	Old Bridge, NJ	TR '19 (MIA)
41	Wilson, Payton	LB	6-4	242	4/21/2000	R	North Carolina State	Hillsborough, NC	D3b '24
42	Pierre, James	CB	6-2	185	9/16/1996	7	Florida Atlantic	Deerfield Beach, FL	FA '24
44	Matakevich, Tyler	LB	6-1	235	12/22/1992	10	Temple	Stratford, CT	FA '24
46	Kuntz, Christian	LS	6-1	228	4/13/1994	5	Duquesne	Pittsburgh, PA	FA '20
49	Moon, Jeremiah	LB	6-5	245	8/18/1998	3	Florida	Hoover, AL	W '24 (BLT)
50	Roberts, Elandon	LB	6-1	238	4/22/1994	9	Houston	Port Arthur, TX	FA '23
51	Herbig, Nick	LB	6-2	240	11/21/2001	2	Wisconsin	Kauai, HI	D4 '23
54	Frazier, Zach	C	6-3	310	8/29/2001	R	West Virginia	Fairmont, WV	D2 '24
56	Highsmith, Alex	LB	6-4	242	8/7/1997	5	Charlotte	Wilmington, NC	D3 '20
57	Adams Sr., Montravius	DT	6-4	304	7/24/1995	8	Auburn	Vienna, GA	FA '21
62	McCollum, Ryan	C	6-5	300	3/4/1998	3	Texas A&M	Spring, TX	W '22 (DET)
64	Scharping, Max	C	6-6	325	8/10/1996	6	Northern Illinois	Green Bay, WI	PS '24 (WAS)
65	Moore Jr., Dan	OT	6-5	315	9/28/1998	4	Texas A&M	Beaumont, TX	D4a '21
66	McCormick, Mason	G	6-5	315	5/25/2000	R	South Dakota State	Sioux Falls, SD	D4 '24
67	Anderson, Calvin	OL	6-5	305	3/25/1996	5	Texas	Sioux Falls, SD	FA '24
73	Seumalo, Isaac	OL	6-4	303	10/29/1993	9	Oregon State	Corvallis, OR	FA '23
74	Anderson, Spencer	OL	6-5	305	6/7/2000	1	Maryland	Bowie, MD	D7b '23
77	Jones, Broderick	OT	6-5	311	5/16/2001	2	Georgia	Lithonia, GA	D1 '23
80	Washington, Darnell	TE	6-7	264	8/17/2001	2	Georgia	Las Vegas, NV	D3 '23
81	Pruitt, MyCole	TE	6-2	258	3/24/1992	8	Southern Illinois	South Bend, IN	FA '24
83	Heyward, Connor	TE	6-0	230	1/22/1999	3	Michigan State	Duluth, GA	D6 '22
84	Patterson, Cordarrelle	RB/KR	6-2	222	3/17/1991	12	Tennessee	Rock Hill, SC	FA '24
88	Freiermuth, Pat	TE	6-5	258	10/25/1998	4	Penn State	Merrimac, MA	D2 '21
90	Watt, T.J.	LB	6-4	252	10/11/1994	8	Wisconsin	Pewaukee, WI	D1 '17
91	Smith, Preston	LB	6-3	265	11/17/1992	10	Mississippi State	Stone Mountain, GA	TR '24 (GB)
92	Loudermilk, Isaiahh	DT	6-7	293	10/10/1997	4	Howard, KS	Howard, KS	D5 '21
93	Robinson, Mark	LB	5-11	235	8/14/1999	3	Mississippi	Leesburg, GA	D7a '22
94	Lowry, Dean	DL	6-6	296	6/9/1994	8	Northwestern	Rockford, IL	FA '24
95	Benton, Keanu	DT	6-4	309	7/17/2001	2	Wisconsin	Janesville, WI	D1b '23
97	Heyward, Cameron	DT	6-5	295	5/6/1989	14	Ohio State	Pittsburgh, PA	D2 '11
99	Ogunjobi, Larry	DT	6-3	305	6/3/1994	8	Charlotte	Greensboro, NC	FA '22
Practice Squad (17)									
5	Jamison, D'Shawn	CB	6-2	185	6/4/1999	2	Texas	Houston, TX	FA '24
13	Miller, Scotty	WR	5-9	174	7/31/1997	6	Bowling Green	Barrington, IL	FA '24
16	Watkins, Quez	WR	6-0	193	6/9/1998	5	Southern Mississippi	Athens, AL	FA '24
17	Agnew, Jamal	WR	5-10	190	4/3/1995	8	San Diego	San Diego, CA	FA '24
33	Shamplink, Aaron	RB	5-10	195	10/18/1999	1	Harvard	Long Beach, CA	FA '24
35	Ward, Jonathan	RB	6-0	202	9/6/1997	5	Central Michigan	Kankakee, IL	FA '24
27	Rowe, Eric	S	6-1	210	10/3/1992	10	Utah	Spring, TX	FA '24
40	Harper, Devin	LB	6-0	245	5/13/1998	3	Oklahoma State	Knoxville, TN	FA '24
45	Welschof, Julius	LB	6-6	260	3/12/1997	2	Charlotte	Miesbach, Bavaria, Germany	UDFA '24
53	Leota, Eku	LB	6-4	257	5/11/1999	2	Auburn	Asheville, NC	FA '24
60	Cook, Dylan	OT	6-5	280	1/11/1998	2	Montana	Butte, MT	FA '23
68	Legue, John	OL	6-7	310	4/17/1996	3	Tulane	Alexandria, LA	FA '24
72	Nester, Doug	OT	6-6	306	8/7/2000	R	West Virginia	Kenova, WV	FA '24
79	Slade, Jacob	DL	6-3	293	2/23/2000	1	Michigan State	Lewis Center, OH	FA '24
85	Sokol, Matt	TE	6-5	258	11/9/1995	2	Michigan State	Rochester, MI	FA '24
89	Johnson, Brandon	WR	6-2	195	7/26/1998	3	Central Florida	Fort Lauderdale, FL	FA '24
96	Fehoko, Breiden	DL	6-3	300	10/15/1996	4	LSU	Honolulu, HI	FA '23
Injured Reserve (7)									
5	Johnston, Cameron	P	5-11	194	2/24/1992	7	Ohio State	Geelong, Australia	FA '24
21	Henderson, C.J.	CB	6-1	205	9/30/1998	5	Florida	Miami, FL	FA '24
29	Watts, Ryan	DB	6-3	206	11/7/2001	R	Texas	Little Elm, TX	D6b '24
71	Herbig, Nate	OL	6-4	334	7/10/1998	6	Stanford	Honolulu, HI	FA '23
76	Fautanu, Troy	OT	6-4	317	10/11/2000	R	Washington	Henderson, NV	D1 '24
78	Daniels, James	OL	6-4	327	9/13/1997	7	Iowa	Warren, OH	FA '22
98	Leal, DeMarvin	DE	6-4	290	7/17/2000	3	Texas A&M	San Antonio, TX	D3 '22
Reserved/Retired (1)									
91	Golden, Markus	LB	6-3	260	3/13/1991	10	Missouri	St. Louis, MO	FA '24
Injured Reserve - Designated For Return (2)									
10	Wilson, Roman	WR	6-0	192	6/19/2001	R	Michigan	Maui, HI	D3a '24
61	Lee, Logan	DL	6-5	291	6/12/2000	R	Iowa	Orion, IL	D6a '24
Practice Squad/Injured Reserve (1)									
34	Gilbert, Zyon	CB	6-0	193	2/4/1999	2	Florida Atlantic	Montgomery, AL	FA '24
Reserved/PUP (1)									
55	Holcomb, Cole	LB	6-1	240	7/30/1996	6	North Carolina	New Smyrna Beach, FL	FA '23
COACHING STAFF									
HEAD COACH: Mike Tomlin									
ASSISTANTS: Teryl Austin (Defensive Coordinator); Arthur Smith (Offensive Coordinator); Danny Smith (Special Teams Coordinator); Tom Athanasiou (Quarterbacks); Zach Azzanni (Wide Receivers); Grady Brown (Secondary); Aaron Curry (Inside Linebackers); Karl Dunbar (Defensive Line); Eddie Faulkner (Running Backs); Denzel Martin (Outside Linebackers); Pat Meyer (Offensive Line); Alfredo Roberts (Tight Ends); Mike Sullivan (Senior Offensive Assistant); Isaac Williams (Assistant Offensive Line); Jason Brooks (Defensive Quality Control); Mateo Kambui (Offensive Assistant); Matt Baker (Offensive Assistant); Anthony Midget (Assistant Secondary); Garrett Gionetti (Senior Coaching Assistant); Phil Matuz (Head Strength & Conditioning Coach); Justus Galac (Assistant Strength & Conditioning Coach); Roderick Moore (Sports Science Coordinator/Strength & Conditioning); Tyler Jenkins (Strength & Conditioning Assistant)									

QUARTERBACKS (3)			
2 Justin Fields	QB	3 Russell Wilson	QB
4 Kyle Allen	QB		
RUNNING BACKS (3)			
22 Najee Harris	RB	30 Jaylen Warren	RB
84 Cordarrelle Patterson	RB/KR		
WIDE RECEIVERS (5)			
11 Van Jefferson	WR	14 George Pickens	WR
15 Ben Skowronek	WR	18 Mike Williams	WR
19 Calvin Austin III	WR		
TIGHT ENDS (4)			
80 Darnell Washington	TE	81 MyCole Pruitt	TE
83 Connor Heyward	TE	88 Pat Freiermuth	TE
OFFENSIVE LINE (9)			
54 Zach Frazier	C	62 Ryan McCollum	C
64 Max Scharping	G	65 Dan Moore Jr.	OT
66 Mason McCormick	G	67 Calvin Anderson	OL
73 Isaac Seumalo	OL	74 Spencer Anderson	OL
77 Broderick Jones	OT		
LINEBACKERS (10)			
6 Patrick Queen	LB	41 Payton Wilson	LB
44 Tyler Matakevich	LB	49 Jeremiah Moon	LB
50 Elandon Roberts	LB	51 Nick Herbig	LB
56 Alex Highsmith	LB	90 T.J. Watt	LB
91 Preston Smith	LB	93 Mark Robinson	LB
DEFENSIVE BACKS (10)			
20 Cameron Sutton	CB	23 Damontae Kazee	S
24 Joey Porter Jr.	CB	25 DeShon Elliott	S
26 Donte Jackson	CB	27 Cory Trice Jr.	CB
28 Miles Killebrew	S	31 Beanie Bishop Jr.	CB
39 Minkah Fitzpatrick	S	42 James Pierre	CB
DEFENSIVE LINE (6)			
57 Montravius Adams Sr.	DT	92 Isaiahh Loudermilk	DT
94 Dean Lowry	DL	95 Keanu Benton	DT
97 Cameron Heyward	DT	99 Larry Ogunjobi	DT
SPECIALISTS (3)			
8 Corliss Waitman	P	9 Chris Boswell	K
46 Christian Kuntz	LS		

NO	NAME	POS	HT	WT	DOB	AGE	EXP	COLLEGE	HOMETOWN	HOW ACQ	GP	GS	DPN	INA
97	Cameron Heyward	DT	6-5	295	05/06/89	35	14	FOURTEENTH SEASON (1)	Ohio State Pittsburgh, PA	DT '11	1	1	0	0
3	Russell Wilson	QB	5-11	215	11/29/88	36	13	THIRTEENTH SEASON (1)	Wisconsin Richmond, VA	FA '24	1	1	0	0
84	Cordarrelle Patterson	RB/KR	6-2	232	03/17/91	33	12	TWELFTH SEASON (1)	Tennessee Rock Hill, SC	FA '24	1	0	0	0
9	Chris Boswell	K	6-2	185	03/16/91	33	10	TENTH SEASON (5)	Rice Fort Worth, TX	FA '15	1	0	0	0
37	Eric Rowe	S	6-1	210	10/03/92	32	10		Utah Spring, TX	FA '24	0	0	0	0
81	Markus Golden	LB	6-3	260	03/13/91	33	10		Missouri St. Louis, MO	FA '24	0	0	0	0
91	Preston Smith	LB	6-3	265	11/17/92	32	10		Mississippi State Stone Mountain, GA	TR '24 (GB)	0	0	0	1
44	Tyler Matakevich	LB	6-1	235	12/22/92	32	10		Temple Stratford, CT	FA '24	1	0	0	0
50	Elandon Roberts	LB	6-1	238	04/22/94	30	9	NINTH SEASON (3)	Houston Port Arthur, TX	FA '23	1	1	0	0
73	Isaac Seumalo	OL	6-4	303	10/29/93	31	9		Oregon State Corvallis, OR	FA '23	1	1	0	0
28	Miles Killebrew	S	6-2	222	05/10/93	31	9		Southern Utah Henderson, NV	FA '22	1	0	0	0
23	Damontae Kazee	S	5-11	174	06/05/93	31	8	EIGHTH SEASON (8)	San Diego State San Bernardino, CA	FA '22	1	0	0	0
94	Dean Lowry	DL	6-6	296	06/09/94	30	8		Northwestern Rockford, IL	FA '24	0	0	0	1
17	Jamal Agnew	WR	5-10	190	04/03/95	29	8		San Diego San Diego, CA	FA '24	0	0	0	1
99	Larry Ogunjobi	DT	6-3	305	06/03/94	30	8		Charlotte Greensboro, NC	FA '22	1	1	0	0
18	Mike Williams	WR	6-3	218	10/04/94	30	8		Clemson Holy Hill, SC	TR '24 (NYJ)	1	0	0	0
57	Montavius Adams Sr.	DT	6-4	304	07/24/95	29	8		Auburn Vienna, GA	FA '21	1	0	0	0
81	MyCole Pruitt	TE	6-2	258	03/24/92	32	8		Southern Illinois South Bend, IN	FA '24	1	0	0	0
90	T. J. Watt	LB	6-4	252	10/11/94	30	8	SEVENTH SEASON (6)	Wisconsin Pewaukee, WI	DT '17	1	1	0	0
5	Cameron Johnston	P	5-11	194	02/24/92	32	7		Ohio State Geelong, Australia	FA '24	0	0	0	0
26	Donte Jackson	CB	5-10	180	11/08/95	29	7		LSU Metairie, LA	TR '24 (CAR)	1	1	0	0
78	James Daniels	OL	6-4	327	09/13/97	27	7		Iowa Warren, OH	FA '22	0	0	0	0
42	James Pierre	CB	6-2	185	09/16/96	28	7		Florida Atlantic Deerfield Beach, FL	FA '24	1	0	0	0
4	Kyle Allen	QB	6-3	210	03/08/96	28	7		Houston Scottsdale, AZ	FA '24	0	0	0	1
39	Minkah Fitzpatrick	S	6-1	207	11/17/96	28	7		Alabama Old Bridge, NJ	TR '19 (MIA)	1	1	0	0
20	Cameron Sutton	CB	5-11	188	02/27/95	29	6	SIXTH SEASON (6)	Tennessee Jonesboro, GA	FA '24	1	0	0	0
55	Cole Holcomb	LB	6-1	240	07/30/96	28	6		North Carolina New Smyrna Beach, FL	FA '23	0	0	0	0
25	DeShon Elliott	S	6-1	210	04/21/97	27	6		Texas Dallas, TX	FA '24	1	1	0	0
64	Max Scharping	G	6-6	325	08/10/96	28	6		Northern Illinois Green Bay, WI	PS '24 (WAS)	1	0	0	0
71	Nate Herbig	OL	6-4	334	07/10/98	26	6		Stanford Honolulu, HI	FA '23	0	0	0	0
13	Scotty Miller	WR	5-9	174	07/31/97	27	6		Bowling Green Barrington, IL	FA '24	0	0	0	1
56	Alex Highsmith	LB	6-4	242	08/07/97	27	5	FIFTH SEASON (8)	Charlotte Wilmington, NC	D3 '20	1	1	0	0
21	C. J. Henderson	CB	6-1	205	09/30/98	26	5		Florida Miami, FL	FA '24	0	0	0	0
67	Calvin Anderson	OL	6-5	305	03/25/96	28	5		Texas Austin, TX	FA '24	1	0	0	0
46	Christian Kuntz	LS	6-1	228	04/13/94	30	5		Duquesne Pittsburgh, PA	FA '20	1	0	0	0
35	Jonathan Ward	RB	6-0	202	09/30/97	27	5		Central Michigan Kankakee, IL	FA '24	0	0	0	0
6	Patrick Queen	LB	6-0	230	08/13/99	25	5		LSU Ventress, LA	FA '24	1	1	0	0
16	Quez Watkins	WR	6-0	193	06/09/98	26	5		Southern Mississippi Athens, AL	FA '24	0	0	0	0
11	Van Jefferson	WR	6-1	200	07/26/96	28	5		Florida Brentwood, TN	FA '24	1	1	0	0
96	Breiden Fekoh	DL	6-3	300	10/15/96	28	4	FOURTH SEASON (6)	LSU Honolulu, HI	FA '23	0	0	0	0
65	Dan Moore Jr.	OT	6-5	315	09/28/98	26	4		Texas A&M Beaumont, TX	D4a '21	1	1	0	0
92	Isaiah Loundermilk	DT	6-7	293	10/10/97	27	4		Wisconsin Howard, KS	D5 '21	1	0	0	0
2	Justin Fields	QB	6-3	228	03/05/99	25	4		Ohio State Kennesaw, GA	TR '24 (CHI)	1	0	0	0
22	Najee Harris	RB	6-1	242	03/09/98	26	4		Alabama Anfioch, CA	D1 '21	1	1	0	0
88	Pat Freiermuth	TE	6-5	258	10/25/98	26	4		Penn State Limerick, MA	D2 '21	1	1	0	0
15	Ben Skowronek	WR	6-3	224	06/27/97	27	3	THIRD SEASON (13)	Notre Dame Fort Wayne, IN	FA '24	1	0	0	0
89	Brandon Johnson	WR	6-2	195	07/26/98	26	3		Central Florida Fort Lauderdale, FL	FA '24	0	0	0	0
19	Calvin Austin III	WR	5-9	162	03/24/99	25	3		Memphis Memphis, TN	D4 '22	1	1	0	0
83	Connor Heyward	TE	6-0	230	01/22/99	26	3		Michigan State Duluth, GA	D6 '22	1	0	0	0
8	Corliss Waiman	P	6-2	210	07/21/95	29	3		South Alabama Milton, FL	FA '24	1	0	0	0
98	DeMarvin Leal	DE	6-4	290	07/01/00	24	3		Texas A&M San Antonio, TX	D3 '22	0	0	0	0
40	Devin Harper	LB	6-0	240	05/13/98	26	3		Oklahoma State Knoxville, TN	FA '24	0	0	0	0
14	George Pickens	WR	6-3	200	03/04/01	23	3		Georgia Hoover, AL	D2 '22	1	1	0	0
30	Jaylen Warren	RB	5-8	215	11/01/98	26	3		Oklahoma State Cottonwoods Heights, UT	UDFA '22	1	0	0	0
49	Jeremiah Moon	LB	6-5	245	08/18/98	26	3		Florida Hoover, AL	W '24 (BLT)	1	0	0	0
68	John Leguile	OL	6-7	310	04/17/96	28	3		Tulane Alexandria, LA	FA '24	0	0	0	0
93	Mark Robinson	LB	5-11	235	08/14/99	25	3		Mississippi Leesburg, GA	D7a '22	1	0	0	0
62	Ryan McCollum	C	6-5	300	03/04/98	26	3		Texas A&M Spring, TX	W '22 (DET)	1	0	0	0
77	Broderick Jones	OT	6-5	311	05/16/01	23	2	SECOND SEASON (11)	Georgia Lithonia, GA	D1 '23	1	1	0	0
5	D'Shawn Jamison	CB	6-2	185	06/04/99	25	2		Texas Houston, TX	FA '24	0	0	0	0
80	Darnell Washington	TE	6-7	264	08/17/01	23	2		Georgia Las Vegas, NV	D3 '23	1	0	0	0
60	Dylan Cook	OT	6-5	280	01/11/98	27	2		Montana Butte, MT	FA '23	0	0	0	0
53	Eku Leota	LB	6-4	257	05/11/99	25	2		Auburn Asheville, NC	FA '24	0	0	0	0
24	Joey Porter Jr.	CB	6-2	193	07/26/00	24	2		Penn State Bakersfield, CA	D2a '23	1	1	0	0
45	Julius Welschof	LB	6-6	265	03/12/97	27	2		Charlotte Miesbach, Bavaria, Germany	UDFA '24	0	0	0	0
95	Keeanu Benton	DT	6-4	309	07/17/01	23	2		Wisconsin Janesville, WI	D2b '23	1	1	0	0
85	Matt Sokol	TE	6-5	258	11/09/95	29	2		Michigan State Rochester, MI	FA '24	0	0	0	0
51	Nick Herbig	LB	6-2	240	11/21/01	23	2		Wisconsin Kauai, HI	D4 '23	1	0	0	0
34	Zyon Gilbert	CB	6-0	193	02/04/99	25	2		Florida Atlantic Montgomery, AL	FA '24	0	0	0	0
33	Aaron Shamplin	RB	5-10	195	10/18/99	25	1	FIRST SEASON (4)	Harvard Long Beach, CA	FA '24	0	0	0	0
27	Cory Trice Jr.	CB	6-3	206	05/30/00	24	1		Purdue Hopkinsville, KY	D7a '23	0	0	0	1
79	Jacob Slade	DL	6-3	293	02/23/00	24	1		Michigan State Lewis Center, OH	FA '24	0	0	0	0
74	Spencer Anderson	OL	6-5	305	06/07/00	24	1		Maryland Bowie, MD	D7b '23	1	1	0	0
7	Beanie Bishop Jr.	CB	5-10	184	12/17/99	25	R	ROOKIE (9)	West Virginia Louisville, KY	UDFA '24	1	0	0	0
32	Doug Nester	OT	6-6	306	08/07/00	24	R		West Virginia Kenova, WV	FA '24	0	0	0	0
61	Logan Lee	DL	6-5	291	06/12/2004	24	R		Iowa Orion, IL	D6a '24	0	0	0	0
66	Mason McCormick	G	6-5	315	05/25/00	24	R		South Dakota State Sioux Falls, SD	D4 '24	0	0	0	1
41	Payton Wilson	LB	6-4	242	04/21/00	24	R		North Carolina State Hillsborough, NC	D3b '24	1	0	0	0
10	Roman Wilson	WR	6-0	192	06/19/01	23	R		Michigan Maui, HI	D3a '24	0	0	0	0
29	Ryan Watts	DB	6-3	206	11/07/01	23	R		Texas Little Elm, TX	D6b '24	0	0	0	0
76	Troy Fautanu	OT	6-4	317	10/11/00	24	R		Washington Henderson, NV	D1 '24	0	0	0	0
54	Zach Frazier	C	6-3	310	08/29/01	23	R		West Virginia Fairmont, WV	D2 '24	1	1	0	0

YEAR	DRAFTTEES (21)	FREE AGENTS (22)	COLLEGE FREE AGENTS (2)	TRADES/WAIVERS (7)	PRACTICE SQUAD (1)
2024	C Zach Frazier (2) LB Payton Wilson (3b) G Mason McCormick (4)	QB Kyle Allen (FA '24) OL Calvin Anderson (FA '24) S DeShon Elliott (FA '24) WR Van Jefferson (FA '24) DL Dean Lowry (FA '24) LB Tyler Matakevich (FA '24) RB/KR Cordarrelle Patterson (FA '24) CB James Pierre (FA '24) TE MyCole Pruitt (FA '24) LB Patrick Queen (FA '24) WR Ben Skowronek (FA '24) CB Cameron Sutton (FA '24) P Corliss Waitman (FA '24) QB Russell Wilson (FA '24)	CB Beanie Bishop Jr. (UDFA '24)	QB Justin Fields (TR '24 CHI) CB Donte Jackson (TR '24 CAR) LB Jeremiah Moon (W '24 BLT) LB Preston Smith (TR '24 GB) WR Mike Williams (TR '24 NYJ)	G Max Scharping (PS '24 WAS)
2023	OT Broderick Jones (1) CB Joey Porter Jr. (2a) DT Keanu Benton (2b) TE Darnell Washington (3) LB Nick Herbig (4) CB Cory Trice Jr. (7a) OL Spencer Anderson (7b)	LB Elandon Roberts (FA '23) OL Isaac Seumalo (FA '23)			
2022	WR George Pickens (2) WR Calvin Austin III (4) TE Connor Heyward (6) LB Mark Robinson (7a)	S Damontae Kazee (FA '22) S Miles Killebrew (FA '22) DT Larry Ogunjobi (FA '22)	RB Jaylen Warren (UDFA '22)	C Ryan McCollum (W '22 DET)	
2021	RB Najee Harris (1) TE Pat Freiermuth (2) OT Dan Moore Jr. (4a) DT Isaiahh Loudermilk (5)	DT Montravius Adams Sr. (FA '21)			
2020	LB Alex Highsmith (3)	LS Christian Kuntz (FA '20)			
2019				S Minkah Fitzpatrick (TR '19 MIA)	
2017	LB T.J. Watt (1)				
2015		K Chris Boswell (FA '15)			
2011	DT Cameron Heyward (1)				

OFFENSE				
WR	11	Van Jefferson	18	Mike Williams
			15	Ben Skowronek
LT	65	Dan Moore Jr.	77	Broderick Jones
LG	73	Isaac Seumalo	74	Spencer Anderson
C	54	Zach Frazier	62	Ryan McCollum
RG	66	Mason McCormick	64	Max Scharping
RT	77	Broderick Jones		
TE	88	Pat Freiermuth	80	Darnell Washington
			83	Connor Heyward
			81	MyCole Pruitt
RB	22	Najee Harris	30	Jaylen Warren
			84	Cordarrelle Patterson
QB	3	Russell Wilson	2	Justin Fields
			4	Kyle Allen
WR	19	Calvin Austin III		
WR	14	George Pickens	18	Mike Williams
			13	Scotty Miller

DEFENSE				
DT	97	Cameron Heyward	92	Isaiah Loder milk
NT	95	Keanu Benton	57	Montravius Adams Sr.
DE	99	Larry Ogunjobi	94	Dean Lowry
LOLB	90	T.J. Watt	91	Preston Smith
			49	Jeremiah Moon
LILB	6	Patrick Queen	41	Payton Wilson
			93	Mark Robinson
RILB	50	Elandon Roberts	44	Tyler Matakevich
ROLB	56	Alex Highsmith	51	Nick Herbig
RCB	24	Joey Porter Jr.	42	James Pierre
FS	39	Minkah Fitzpatrick	20	Cameron Sutton
			28	Miles Killebrew
SS	25	DeShon Elliott	23	Damontae Kazee
LCB	26	Donte Jackson	27	Cory Trice Jr.
NB	31	Beanie Bishop Jr.	20	Cameron Sutton

SPECIALISTS				
P	8	Corliss Waitman		
K	9	Chris Boswell		
LS	46	Christian Kuntz		
H	8	Corliss Waitman		
KR	84	Cordarrelle Patterson	30	Jaylen Warren
PR	19	Calvin Austin III	13	Scotty Miller

PRONUNCIATION GUIDE				
Montravius Adams Sr.	MON-tray-v-us	Christian Kuntz KOONTZ
Keanu Benton	Key-AH-knew	Tyler Matakevich Matt-uh-kev-ich
Pat Freiermuth	Friar-mooth	Larry Ogunjobi O-gun-joe-bee
Najee Harris	NAH-jee	Cordarrelle Patterson core-DARE-ul
Damontae Kazee	duh-MON-tay KAY-zee	Isaac Seumalo say-uh-MAH-low
Miles Killebrew	KILLA-brew	Ben Skowronek skuh-RON-ick

DATE	POS.	PLAYER	TRANSACTION	POS.	PLAYER	TRANSACTION
1/21	DB	Cameron McCutcheon	Signed Reserve/Future Contract			
1/20	RB	Jonathan Ward	Signed Reserve/Future Contract			
1/14	RB	Aaron Shamplin	Signed Reserve/Future Contract	WR	Brandon Johnson	Signed Reserve/Future Contract
	LB	Devin Harper	Signed Reserve/Future Contract	DT	Domenique Davis	Signed Reserve/Future Contract
	OL	Doug Nester	Signed Reserve/Future Contract	CB	D'Shawn Jamison	Signed Reserve/Future Contract
	OL	Dylan Cook	Signed Reserve/Future Contract	LB	Eku Leota	Signed Reserve/Future Contract
	RB	Evan Hull	Signed Reserve/Future Contract	DL	Jacob Slade	Signed Reserve/Future Contract
	OL	Joshuah Bledsoe	Signed Reserve/Future Contract	LB	Julius Welschhof	Signed Reserve/Future Contract
	DB	Kyler McMichael	Signed Reserve/Future Contract	WR	Lance McCutcheon	Signed Reserve/Future Contract
	QB	Skylar Thompson	Signed Reserve/Future Contract	OLB	Steven Jones	
	LB	Thomas Rush	Signed Reserve/Future Contract			
1/12	WR	Jamal Agnew	Restored to Practice Squad	WR	Scotty Miller	Restored to Practice Squad
1/11	OLB	Calvin Anderson	Activated from Reserve/Injured List	DB	Ayo Oyelola	Released from Practice Squad
	WR	Jamal Agnew	Elevated from Practice Squad to Active/Inactive Roster	WR	Scotty Miller	Signed to Practice Squad
	WR	Scotty Miller	Elevated from Practice Squad to Active/Inactive Roster			
1/9	WR	Scotty Miller	Released			
12/17	LB	Ade Ogundej	Released from Practice Squad	OL	John Leglue	Signed to Practice Squad
12/14	OL	Calvin Anderson	Placed on Reserve/Injured List	DT	Montravius Adams	Activated from Reserve/Injured List
12/6	DT	Domenique Davis	Released from Practice Squad	RB	Jonathan Ward	Signed to Practice Squad
12/5	CB	Cory Trice Jr.	Activated from Reserve/Injured List			
12/4	RB	Jonathan Ward	Waived			
11/26	LB	Julius Welschhof	Signed to Practice Squad			
11/19	S	Eric Rowe	Signed to Practice Squad			
11/16	CB	CJ Henderson	Placed on Reserve/Injured List	RB	Jonathan Ward	Promoted from Practice Squad to Active Roster
	DB	Zyon Gilbert	Placed on Practice Squad/Injured List			
11/12	WR	Jamal Agnew	Signed to Practice Squad	OL	John Leglue	Released from Practice Squad
	RB	Jonathan Ward	Signed to Practice Squad	WR	Lance McCutcheon	Released from Practice Squad
11/9	WR	Ben Skowronek	Activated from Reserve/Injured List	RB	Jonathan Ward	Released
	S	Terrell Edmunds	Released	LB	Tyler Matakevich	Activated from Reserve/Injured List
11/6	TE	Matt Sokol	Signed to Practice Squad			
11/5	WR	Andy Isabella	Released from Practice Squad	LB	Craig Young	Released from Practice Squad
	DT	Domenique Davis	Signed to Practice Squad	WR	Mike Williams	Acquired from N.Y. Jets for a 2025 fifth-round pick
	LB	Preston Smith	Acquired from Green Bay for a 2025 seventh-round pick	TE	Rod Williams	Released
11/4	CB	Cameron Sutton	Reinstated to the Active/Inactive Roster	OL	Dylan Cook	Signed to Practice Squad
10/31	LB	Ade Ogundej	Signed to Practice Squad	OL	Dylan Cook	Waived
10/30	RB	Aaron Shamplin	Signed to Practice Squad			
10/29	LB	Ade Ogundej	Released	WR	Brandon Johnson	Restored to Practice Squad
	CB	Cameron Sutton	Activated from Exempt/Commissioner's Permission List	CB	Cameron Sutton	Suspension lifted
	RB	La'Mical Perine	Terminated from Practice Squad	CB	Thomas Graham Jr.	Terminated from Practice Squad
10/28	RB	Aaron Shamplin	Released	WR	Brandon Johnson	Elevated from Practice Squad to Active/Inactive Roster
	RB	Jonathan Ward	Promoted from Practice Squad to Active Roster	WR	Roman Wilson	Placed on Reserve/Injured List
10/25	WR	Andy Isabella	Signed to Practice Squad			
10/22	DT	Breiden Fehoko	Signed to Practice Squad	CB	CJ Henderson	Promoted from Practice Squad to Active Roster
	DT	Montravius Adams	Placed on Reserve/Injured List			
10/21	WR	Brandon Johnson	Restored to Practice Squad	RB	Jonathan Ward	Restored to Practice Squad
10/19	LB	Ade Ogundej	Promoted from Practice Squad to Active Roster	WR	Brandon Johnson	Elevated from Practice Squad to Active/Inactive Roster
	RB	Jonathan Ward	Elevated from Practice Squad to Active/Inactive Roster			
10/18	DB	Anthony Averett	Placed on Practice Squad/Injured List	CB	Zyon Gilbert	Signed to Practice Squad
10/16	LB	Ade Ogundej	Signed to Practice Squad	LB	Craig Young	Signed to Practice Squad
10/14	WR	Lance McCutcheon	Signed to Practice Squad	LB	Ade Ogundej	Waived
	LB	Eku Leota	Restored to Practice Squad	WR	Jaraj Jenkins	Released from Practice Squad
	RB	Jonathan Ward	Restored to Practice Squad			
10/12	LB	Ade Ogundej	Promoted from Practice Squad to Active Roster	LB	Eku Leota	Elevated from Practice Squad to Active/Inactive Roster
	RB	Jonathan Ward	Elevated from Practice Squad to Active/Inactive Roster			
10/7	WR	Brandon Johnson	Restored to Practice Squad	RB	Jonathan Ward	Restored to Practice Squad
10/5	WR	Brandon Johnson	Elevated from Practice Squad to Active/Inactive Roster	LB	Jeremiah Moon	Activated from Reserve/Injured List
	RB	Jonathan Ward	Elevated from Practice Squad to Active/Inactive Roster			
10/2	RB	Aaron Shamplin	Promoted from Practice Squad to Active Roster	LB	Jacoby Windmon	Signed to Practice Squad
10/1	CB	Darius Rush	Released	DL	DeMarvin Leal	Placed on Reserve/Injured List
	LB	Eku Leota	Signed to Practice Squad	FB	Jack Colletto	Released from Practice Squad
	S	Jalen Elliott	Released	G	James Daniels	Placed on Reserve/Injured List
	RB	La'Mical Perine	Signed to Practice Squad	LB	Marcus Haynes	Released from Practice Squad
	G	Max Scharping	Signed to Active Roster from Washington Practice Squad			
9/30	RB	Aaron Shamplin	Restored to Practice Squad	CB	Thomas Graham Jr.	Restored to Practice Squad
9/28	RB	Aaron Shamplin	Elevated from Practice Squad to Active/Inactive Roster	CB	Thomas Graham Jr.	Elevated from Practice Squad to Active/Inactive Roster
9/25	CB	CJ Henderson	Signed to Practice Squad			
9/24	DL	Calvin Anderson	Signed to one-year contract	CB	Cory Trice Jr.	Placed on Reserve/Injured List
	CB	James Pierre	Promoted from Practice Squad to Active Roster	LB	Marcus Haynes	Signed to Practice Squad
	TE	Matt Sokol	Terminated from Practice Squad			
9/23	CB	James Pierre	Restored to Practice Squad	OL	Troy Fautanu	Restored to Practice Squad
9/22	DT	Breiden Fehoko	Signed to Practice Squad			
9/21	CB	James Pierre	Elevated from Practice Squad to Active/Inactive Roster	OL	John Leglue	Elevated from Practice Squad to Active/Inactive Roster
	OT	Troy Fautanu	Placed on Reserve/Injured List			
9/19	LB	Tyler Matakevich	Placed on the Reserve/Injured List			
9/18	WR	Ben Skowronek	Placed on Reserve/Injured List	WR	Jaraj Jenkins	Signed to Practice Squad
	TE	Matt Sokol	Signed to Practice Squad	TE	Rod Williams	Promoted from Practice Squad to Active Roster

9/17	CB	D'Shawn Jamison	Signed to Practice Squad	CB	James Pierre	Signed to Practice Squad
	WR	Shaq Davis	Terminated from Practice Squad	DB	Zyon Gilbert	Terminated from Practice Squad
9/16	WR	Ben Skowronek	Restored to Practice Squad			
9/14	WR	Ben Skowronek	Elevated from Practice Squad to Active/Inactive Roster			
9/10	P	Cameron Johnston	Placed on Reserve/Injured List	LB	Marcus Haynes	Released from Practice Squad
	WR	Shaq Davis	Signed to Practice Squad	S	Terrell Edmunds	Signed to Active Roster from Jacksonville Practice Squad
9/9	WR	Ben Skowronek	Restored to Practice Squad	P	Corliss Waitman	Signed to one-year contract
	DL	Logan Lee	Placed on Reserve/Injured List			
9/7	WR	Ben Skowronek	Elevated from Practice Squad to Active/Inactive Roster			
9/6	TE	Pat Freiermuth	Signed to five-year contract			
9/4	RB	Aaron Shampkin	Signed to Practice Squad	RB	Boston Scott	Placed on Practice Squad/Injured List
9/3	DT	Cameron Heyward	Signed to three-year contract			
9/2	DB	Ayo Oyelola	Signed to Practice Squad as part of International Player Pathway Program	WR	Quez Watkins	Signed to Practice Squad
8/30	LB	Ade Ogundej	Signed to Practice Squad	WR	Ben Skowronek	Signed to Practice Squad
	RB	Boston Scott	Signed to Practice Squad	WR	Brandon Johnson	Signed to Practice Squad
	LB	Devin Harper	Signed to Practice Squad	OL	Doug Nester	Signed to Practice Squad
	OL	John Legue	Signed to Practice Squad			
8/29	RB	Jonathan Ward	Signed to Practice Squad	LB	Julius Welsch	Waived/Injured
	LB	Marcus Haynes	Signed to Practice Squad	TE	Rod Williams	Signed to Practice Squad
	DB	Thomas Graham Jr.	Signed to Practice Squad	DB	Zyon Gilbert	Signed to Practice Squad
	DB	Anthony Averett	Signed to Practice Squad	FB	Jack Colletto	Signed to Practice Squad
	DL	Jacob Slade	Signed to Practice Squad			
8/27	LB	Luquay Washington	Waived	LB	Marcus Haynes	Waived
	TE	Matt Sokol	Waived	WR	Quez Watkins	Terminated Vested Veteran
	TE	Rod Williams	Waived	CB	Thomas Graham Jr.	Waived
	OL	TyKeem Doss	Waived	DT	Willington Previlon	Waived
	DB	Zyon Gilbert	Waived	RB	Aaron Shampkin	Waived
	LB	Cole Holcomb	Placed on Reserve/Physically Unable to Perform List	WR	Dez Fitzpatrick	Waived
	WR	Duce Watts	Waived	OL	Dylan Cook	Placed on Reserve/Injured List (Designated for Return)
	FB	Jack Colletto	Waived	DL	Jacob Slade	Waived
	LB	Jacoby Windmon	Waived	WR	Jaraj Jenkins	Waived
	LB	Jeremiah Moon	Placed on Reserve/Injured List (Designated for Return)	OL	Joey Fisher	Waived
	QB	John Rhys Plumlee	Waived	RB	Jonathan Ward	Terminated Vested Veteran
	LB	Kyron Johnson	Waived	RB	La'Mical Perine	Terminated Vested Veteran
8/26	OL	Anderson Hardy	Released	RB	Dajun Edwards	Released
	OL	Devery Hamilton	Released	WR	Jacob Copeland	Released
	CB	Kiondre Thomas	Released	LB	Kyahva Tezino	Released
	DB	Kyler McMichael	Released	DL	Marquiss Spencer	Released
	K	Matthew Wright	Released	WR	TJ Luther	Released
	OL	Tyler Beach	Released			
8/20	DB	Anthony Averett	Released	LB	Kyahva Tezino	Signed to one-year contract
	LB	Marcus Haynes	Signed to one-year contract	C	Nate Herbig	Placed on Reserve/Injured List
8/19	S	Nate Meadors	Waived/Injured			
8/15	DB	Grayland Arnold	Placed on Reserve/Injured List	CB	Kiondre Thomas	Signed to one-year contract
8/14	WR	TJ Luther	Signed to one-year contract	DB	Zyon Gilbert	Signed to one-year contract
8/13	WR	Tarik Black	Waived/Injured			
8/12	DB	Kalon Barnes	Waived/Injured	OL	TyKeem Doss	Claimed via waivers (BAL)
8/11	DT	Breiden Fehoko	Placed on Reserve/Injured List	DL	Dean Lowry	Restored to Active Roster from Active/PUP List
8/10	LB	Easton Gibbs	Released	LB	Luquay Washington	Signed to one-year contract
	DL	Marquiss Spencer	Signed to one-year contract			
8/9	LB	Markus Golden	Placed on Reserve/Retired List	RB/KR	Cordarrelle Patterson	Restored to Active Roster from Active/NFI List
8/8	S	Jalen Elliott	Signed to one-year contract			
8/7	LB	Easton Gibbs	Signed to one-year contract			
8/1	LB	Markus Golden	Signed to one-year contract			
7/31	DL	Jonathan Marshall	Released	WR	Tarik Black	Signed to one-year contract
7/30	CB	Josiah Scott	Released	DB	Kyler McMichael	Signed to one-year contract
	WR	Marquez Callaway	Released	TE	Matt Sokol	Signed to one-year contract
7/17	S	Jalen Elliott	Released	LB	Tyler Matakevich	Signed to one-year contract
7/8	CB	Cameron Sutton	Suspended eight games (NFL Personal Conduct Policy)			
7/7	LB	Tyler Murray	Waived/Injured			
6/21	WR	Jacob Copeland	Signed to one-year contract	DT	Willington Previlon	Claimed via waivers (ATL)
6/20	S	Trenton Thompson	Waiver			
6/18	WR	Denzel Mims	Waiver			
6/10	C	Zach Frazier	Signed to four-year contract			
6/5	CB	Cameron Sutton	Signed to one-year contract	TE	Izaiah Gathings	Released
6/4	DB	Grayland Arnold	Signed to one-year contract			
6/3	WR	Jaraj Jenkins	Signed to one-year contract	CB	Luq Barcoo	Waived/Injured
	OT	Troy Fautanu	Signed to four-year contract (fifth-year option)			
5/29	TE	Izaiah Gathings	Signed to one-year contract			
5/23	RB	La'Mical Perine	Signed to one-year contract			
5/22	WR	Keilahn Harris	Released			
5/21	RB	Jonathan Ward	Signed to one-year contract			
5/13	OL	Kellen Diesch	Waiver			
5/11	DB	Anthony Averett	Signed to one-year contract	LB	Payton Wilson	Signed to four-year contract
	WR	Roman Wilson	Signed to four-year contract	DB	Ryan Watts	Signed to four-year contract
5/10	DL	Logan Lee	Signed to four-year contract	G	Mason McCormick	Signed to four-year contract
	WR	Scotty Miller	Signed to one-year contract			
5/2	RB	Najee Harris	Fifth-year option on rookie contract was declined			
4/29	CB	Beanie Bishop Jr.	Signed as an undrafted free agent	RB	Dajun Edwards	Signed as an undrafted free agent
	LB	Jacoby Windmon	Signed as an undrafted free agent	QB	John Rhys Plumlee	Signed as an undrafted free agent

	LB	Julius Welschof	Signed as part of the International Player Pathway Program			
4/27	DL	Logan Lee	Drafted in seventh round of 2024 draft (178th overall)	G	Mason McCormick	Drafted in fourth round of 2024 draft (119th overall)
	DB	Ryan Watts	Drafted in seventh round of 2024 draft (195th overall)			
4/26	C	Zach Frazier	Drafted in second round of 2024 draft (51st overall)	WR	Roman Wilson	Drafted in third round of 2024 draft (84th overall)
	LB	Payton Wilson	Drafted in fourth round of 2024 draft (98th overall)			
4/25	OT	Troy Fautanu	Drafted in first round of 2024 draft (20th overall)			
4/24	QB	Justin Fields	Fifth-year option on rookie contract was declined			
4/10	K	Matthew Wright	Signed to one-year contract			
4/5	TE	MyCole Pruitt	Signed to one-year contract			
4/4	RB	Alfonzo Graham	Waiver/Injured			
4/1	DL	Dean Lowry	Signed to two-year contract	QB	Kyle Allen	Signed to one-year contract
3/28	WR	Quez Watkins	Signed to one-year contract			
3/27	RB/KR	Cordarrelle Patterson	Signed to two-year contract			
3/19	P	Cameron Johnston	Signed to three-year contract			
3/18	S	Miles Killebrew	Signed to two-year contract	WR	Van Jefferson	Signed to one-year contract
3/17	QB	Justin Fields	Acquired from Chicago for 2025 conditional sixth-round pick			
3/15	QB	Kenny Pickett	Traded, along with a 2024 fourth-round pick, to Philadelphia for a 2024 third-round pick and two 2025 seventh-round picks	DT	Montravious Adams	Signed to two-year contract
3/14	LS	Christian Kuntz	Signed to three-year contract			
3/13	WR	Diontae Johnson	Traded, along with a seventh-round pick in the 2024 NFL Draft, to Carolina for CB Donte Jackson and a sixth-round pick in the 2024 NFL Draft	S	DeShon Elliott	Signed to two-year contract
				CB	Donte Jackson	Acquired, along with a sixth-round pick in the 2024 NFL Draft, from Carolina for WR Diontae Johnson and a seventh-round pick in the 2024 NFL Draft
	LB	Patrick Queen	Signed to three-year contract	QB	Russell Wilson	Signed to one-year contract
3/12	FB	Derek Watt	Placed on Reserve/Retired List			
3/8	WR	Allen Robinson	Released	DT	Breiden Fehoko	Signed to one-year contract
	CB	Patrick Peterson	Released			
3/7	S	Keanu Neal	Released with the designation of Failed Physical			
2/23	C	Mason Cole	Released			
2/22	OT	Dylan Cook	Signed to one-year contract			
2/12	OT	Chukwuma Okorafor	Released	QB	Mitchell Trubisky	Released
	P	Pressley Harvin III	Released			
2/2	CB	Nate Meadors	Signed Reserve/Future Contract			
1/26	LB	Jeremiah Moon	Claimed via waivers (BAL)			
1/23	DB	Kalon Barnes	Signed Reserve/Future Contract	DB	Thomas Graham Jr.	Signed Reserve/Future Contract
	LB	Tyler Murray	Signed Reserve/Future Contract	LB	David Perales	Signed Reserve/Future Contract
	DB	Josiah Scott	Signed Reserve/Future Contract			
1/17	CB	Luq Barcoo	Signed Reserve/Future Contract	OT	Tyler Beach	Signed Reserve/Future Contract
	WR	Marquez Callaway	Signed Reserve/Future Contract	FB	Jack Colletto	Signed Reserve/Future Contract
	OT	Kellen Diesch	Signed Reserve/Future Contract	S	Jalen Elliott	Signed Reserve/Future Contract
	G	Joey Fisher	Signed Reserve/Future Contract	WR	Dez Fitzpatrick	Signed Reserve/Future Contract
	T	Devery Hamilton	Signed Reserve/Future Contract	OT	Anderson Hardy	Signed Reserve/Future Contract
	WR	Keilahn Harris	Signed Reserve/Future Contract	DL	Jonathan Marshall	Signed Reserve/Future Contract
	C	Ryan McCollum	Signed Reserve/Future Contract	WR	Denzel Mims	Signed Reserve/Future Contract
	RB	Aaron Shampklin	Signed Reserve/Future Contract	DL	Jacob Slade	Signed Reserve/Future Contract
	WR	Duce Watts	Signed Reserve/Future Contract			



2024 STEELERS

UPDATED BIOS



Steelers Player Bios





MONTRAVIUS ^{DT}
ADAMS SR.

HEIGHT: 6-4
WEIGHT: 304
COLLEGE: Auburn
BORN: July 24, 1995

HOW ACQUIRED: FA '21
NFL EXPERIENCE: 8th year
BIRTHPLACE: Vienna, GA



MONTRAVIUS ADAMS SR.'S NFL REGULAR SEASON DEFENSIVE STATISTICS

DATE	TEAM	GP	GS	TK	S	TACKLES					YDS	QBH	INTERCEPTIONS				O. FUMB				ST				MISC						
						TFL	YDS	SK	YDS	NO			YDS	LG	TD	FF	FR	TD	YDS	TK	S	A	FF	FR	S	A					
2017	Packers	7	0	2	1	1	0	0	0.0	0.0	1	0	0	0	0	0	0	0	0	0	0	0	0	0	0						
2018	Packers	16	1	20	11	9	1	2	1.5	3.5	2	0	0	0	0	1	0	0	0	0	0	0	0	0	0						
2019	Packers	14	2	11	4	7	0	0	0.0	0.0	0	0	0	0	3	0	1	0	0	0	0	0	0	0	0						
2020	Packers	8	0	11	6	5	2	1	0.0	0.0	0	0	0	0	0	0	0	0	0	0	0	0	0	0	0						
2021	Patriots	0	0	0	0	0	0	0	0.0	0.0	0	0	0	0	0	0	0	0	0	0	0	0	0	0	0						
2021	Saints	5	1	7	1	6	Went from New England to New Orleans.																								
							1	2	0.0	0.0	0	0	0	0	0	0	1	0	0	0	0	0	0	0	0	0					
							Went from New Orleans to Pittsburgh.																								
2021	Steelers	5	3	8	6	2	1	3	0.0	0.0	3	0	0	0	0	1	0	0	0	0	0	0	0	0	0	0					
2021	TOTAL	10	4	15	7	8	2	5	0.0	0.0	3	0	0	0	2	0	0	0	0	0	0	0	0	0	0	0					
2022	Steelers	17	9	26	12	14	1	2	0.0	0.0	0	0	0	0	1	0	0	0	0	0	0	0	0	0	0	0					
2023	Steelers	13	8	24	11	13	2	4	0.0	0.0	0	0	0	0	1	1	0	0	0	0	0	0	0	0	0	0					
2024	Steelers	11	0	14	9	5	2	13	1.0	9.0	1	0	0	0	0	0	0	0	0	0	0	0	0	0	0	0					
NFL TOTALS		96	24	123	61	62	10	27	2.5	12.5	7	0	0	0	7	2	1	0	0	0	0	0	0	0	0	0					

MONTRAVIUS ADAMS SR.'S NFL POSTSEASON DEFENSIVE STATISTICS

DATE	TEAM	GP	GS	TK	S	TACKLES					YDS	QBH	INTERCEPTIONS				O. FUMB				ST				MISC	
						A	TFL	YDS	SK	YDS			NO	YDS	LG	TD	PD	FF	FR	TD	YDS	TK	S	A	FF	FR
2019	Packers	2	0	0	0	0	0	0	0.0	0.0	1	0	0	0	0	0	0	0	0	0	0	0	0	0	0	0
2020	Packers	0	0	0	0	0	0	0	0.0	0.0	0	0	0	0	0	0	0	0	0	0	0	0	0	0	0	0
2021	Steelers	1	0	2	2	0	1	10	1.0	10.0	1	0	0	0	0	0	0	0	0	0	0	0	0	0	0	0
2023	Steelers	1	0	1	0	1	0	0	0.0	0.0	0	0	0	0	0	0	0	0	0	0	0	0	0	0	0	0
2024	Steelers	1	0	1	0	1	0	0	0.0	0.0	0	0	0	0	0	0	0	0	0	0	0	0	0	0	0	0
NFL TOTALS		5	0	4	2	2	1	10	1.0	10.0	2	0	0	0	0	0	0	0	0	0	0	0	0	0	0	0

SINGLE-GAME HIGHS: DEFENSIVE

Total Tackles	7 vs. Detroit Lions, Dec 30, 2018	Forced Fumbles	1 vs. Cleveland Browns, Sep 18, 2023
	5 at Los Angeles Chargers, Nov 03, 2019		1 at Chicago Bears, Dec 16, 2018
Solo Tackles	5 at Los Angeles Chargers, Nov 03, 2019	Fumble Recoveries	1 vs. Carolina Panthers, Nov 10, 2019
	4 vs. Detroit Lions, Dec 30, 2018	Tackles For Loss	2 at New York Jets, Dec 23, 2018
Sacks	1.0 at Atlanta Falcons, Sep 08, 2024		2 at Chicago Bears, Dec 16, 2018
	1.0 vs. Miami Dolphins, Nov 11, 2018		
Passes Defensed	1 vs. Baltimore Ravens, Dec 05, 2021		
	1 at Washington Football Team, Oct 10, 2021		
	...3 more at 1.		

SINGLE-GAME HIGHS - POSTSEASON: DEFENSIVE

Total Tackles	2 at Kansas City Chiefs, Jan 16, 2022	Sacks	1.0 at Kansas City Chiefs, Jan 16, 2022
	1 at Buffalo Bills, Jan 15, 2024	Tackles For Loss	1 at Kansas City Chiefs, Jan 16, 2022
Solo Tackles	2 at Kansas City Chiefs, Jan 16, 2022		

2024 GAME-BY-GAME REGULAR-SEASON STATISTICS (STEELERS)

DATE	OPPONENT	P/S	TACKLES				YDS	QBH	INTERCEPTIONS				O. FUMB				ST				MISC		W/L	SCORE
			TK	S	A	SK			NO	YDS	LG	TD	PD	FF	FR	TD	YDS	TK	S	A	FF	FR		
09/08	at Falcons	P	3	2	1	1.0	9.0	1	9	1	0	0	0	0	0	0	0	0	0	0	0	0	W	18-10
09/15	at Broncos	P	2	1	1	0.0	0.0	0	0	0	0	0	0	0	0	0	0	0	0	0	0	0	W	13-6
09/22	Chargers	P	0	0	0	0.0	0.0	0	0	0	0	0	0	0	0	0	0	0	0	0	0	0	W	20-10
09/29	at Colts	P	0	0	0	0.0	0.0	0	0	0	0	0	0	0	0	0	0	0	0	0	0	0	L	24-27
10/06	Cowboys	P	2	1	1	0.0	0.0	0	0	0	0	0	0	0	0	0	0	0	0	0	0	0	L	17-20
10/13	at Raiders	P	1	1	0	0.0	0.0	0	0	0	0	0	0	0	0	0	0	0	0	0	0	0	W	32-13
10/20	Jets	P	0	0	0	0.0	0.0	0	0	0	0	0	0	0	0	0	0	0	0	0	0	0	W	37-15
10/28	Giants																						W	26-18
11/10	at Commanders																						W	28-27
11/17	Ravens																						W	18-16
11/21	at Browns																						L	19-24
12/01	at Bengals																						W	44-38
12/08	Browns																						W	27-14
12/15	at Eagles	P	2	2	0	0.0	0.0	1	4	0	0	0	0	0	0	0	0	0	0	0	0	0	L	13-27
12/21	at Ravens	P	1	1	0	0.0	0.0	0	0	0	0	0	0	0	0	0	0	0	0	0	0	0	L	17-34
12/25	Chiefs	P	1	0	1	0.0	0.0	0	0	0	0	0	0	0	0	0	0	0	0	0	0	0	L	10-29
01/04	Bengals	P	2	1	1	0.0	0.0	0	0	0	0	0	0	0	0	0	0	0	0	0	0	0	L	17-19
2024 TOTALS		11-0	14	9	5	1.0	9.0	2	13	1	0	0	0	0	0	0	0	0	0	0	0	0	10-7	

2023 GAME-BY-GAME REGULAR-SEASON STATISTICS (STEELERS)

DATE	OPPONENT	P/S	TACKLES							INTERCEPTIONS					O. FUMB				ST				MISC		W/L	SCORE		
			TK	S	A	SK	YDS	TFL	YDS	QBH	NO	YDS	LG	TD	PD	FF	FR	TD	YDS	TK	S	A	FF	FR			S	A
09/10	49ers	S	2	0	2	0.0	0.0	0	0	0	0	0	0	0	0	0	0	0	0	0	0	0	0	0	0	L	7-30	
09/18	Browns	S	3	1	2	0.0	0.0	0	0	0	0	0	0	0	1	0	0	0	0	0	0	0	0	0	0	W	26-22	
09/24	at Raiders	S	2	1	1	0.0	0.0	0	0	0	0	0	0	0	0	0	0	0	0	0	0	0	0	0	0	W	23-18	
10/01	at Texans	S	4	2	2	0.0	0.0	0	0	0	0	0	0	0	0	0	0	0	0	0	0	0	0	0	0	L	6-30	
10/08	Ravens	S	2	0	2	0.0	0.0	0	0	0	0	0	0	0	0	0	0	0	0	0	0	0	0	0	0	W	17-10	
10/22	at Rams	S	4	3	1	0.0	0.0	1	1	0	0	0	0	0	0	0	0	0	0	0	0	0	0	0	0	W	24-17	
10/29	Jaguars	S	4	3	1	0.0	0.0	1	3	0	0	0	0	0	0	0	0	0	0	0	0	0	0	0	0	L	10-20	
11/02	Titans	S	0	0	0	0.0	0.0	0	0	0	0	0	0	0	0	0	0	0	0	0	0	0	0	0	0	W	20-16	
11/12	Packers									ON INACTIVE LIST																	W	23-19
11/19	at Browns									ON INACTIVE LIST																	L	10-13
11/26	at Bengals									ON INACTIVE LIST																	W	16-10
12/03	Cardinals									ON INACTIVE LIST																	L	10-24
12/07	Patriots	P	2	1	1	0.0	0.0	0	0	0	0	0	0	0	0	0	0	0	0	0	0	0	0	0	0	0	L	18-21
12/16	at Colts	P	1	0	1	0.0	0.0	0	0	0	0	0	0	0	0	0	0	0	0	0	0	0	0	0	0	0	L	13-30
12/23	Bengals	P	0	0	0	0.0	0.0	0	0	0	0	0	0	0	0	0	0	0	0	0	0	0	0	0	0	0	W	34-11
12/31	at Seahawks	P	0	0	0	0.0	0.0	0	0	0	0	0	0	0	0	0	0	0	0	0	0	0	0	0	0	0	W	30-23
01/06	at Ravens	P	0	0	0	0.0	0.0	0	0	0	0	0	0	1	0	0	0	0	0	0	0	0	0	0	0	0	W	17-10
2023 TOTALS			13-8	24	11	13	0.0	0.0	2	4	0	0	0	0	0	1	1	0	0	0	0	0	0	0	0	0	10-7	

2022 GAME-BY-GAME REGULAR-SEASON STATISTICS (STEELERS)

DATE	OPPONENT	P/S	TACKLES							INTERCEPTIONS					O. FUMB				ST				MISC		W/L	SCORE	
			TK	S	A	SK	YDS	TFL	YDS	QBH	NO	YDS	LG	TD	PD	FF	FR	TD	YDS	TK	S	A	FF	FR			S
09/11	at Bengals	P	1	1	0	0.0	0.0	0	0	0	0	0	0	0	0	0	0	0	0	0	0	0	0	0	0	W	23-20+
09/18	Patriots	P	1	0	1	0.0	0.0	0	0	0	0	0	0	0	0	0	0	0	0	0	0	0	0	0	0	L	14-17
09/22	at Browns	P	0	0	0	0.0	0.0	0	0	0	0	0	0	1	0	0	0	0	0	0	0	0	0	0	0	L	17-29
10/02	Jets	S	2	2	0	0.0	0.0	0	0	0	0	0	0	0	0	0	0	0	0	0	0	0	0	0	0	L	20-24
10/09	at Bills	P	0	0	0	0.0	0.0	0	0	0	0	0	0	0	0	0	0	0	0	0	0	0	0	0	0	L	3-38
10/16	Buccaneers	P	1	0	1	0.0	0.0	0	0	0	0	0	0	0	0	0	0	0	0	0	0	0	0	0	0	W	20-18
10/23	at Dolphins	P	2	1	1	0.0	0.0	0	0	0	0	0	0	0	0	0	0	0	0	0	0	0	0	0	0	L	10-16
10/30	at Eagles	P	0	0	0	0.0	0.0	0	0	0	0	0	0	0	0	0	0	0	0	0	0	0	0	0	0	L	13-35
11/13	Saints	S	2	1	1	0.0	0.0	0	0	0	0	0	0	0	0	0	0	0	0	0	0	0	0	0	0	W	20-10
11/20	Bengals	P	2	1	1	0.0	0.0	1	2	0	0	0	0	0	0	0	0	0	0	0	0	0	0	0	0	L	30-37
11/28	at Colts	S	3	1	2	0.0	0.0	0	0	0	0	0	0	0	0	0	0	0	0	0	0	0	0	0	0	W	24-17
12/04	at Falcons	S	3	0	3	0.0	0.0	0	0	0	0	0	0	0	0	0	0	0	0	0	0	0	0	0	0	W	19-16
12/11	Ravens	S	3	2	1	0.0	0.0	0	0	0	0	0	0	0	0	0	0	0	0	0	0	0	0	0	0	L	14-16
12/18	at Panthers	S	0	0	0	0.0	0.0	0	0	0	0	0	0	0	0	0	0	0	0	0	0	0	0	0	0	W	24-16
12/24	Raiders	S	3	2	1	0.0	0.0	0	0	0	0	0	0	0	0	0	0	0	0	0	0	0	0	0	0	W	13-10
01/01	at Ravens	S	1	0	1	0.0	0.0	0	0	0	0	0	0	0	0	0	0	0	0	0	0	0	0	0	0	W	16-13
01/08	Browns	S	2	1	1	0.0	0.0	0	0	0	0	0	0	0	0	0	0	0	0	0	0	0	0	0	0	W	28-14
2022 TOTALS			17-9	26	12	14	0.0	0.0	1	2	0	0	0	0	1	0	0	0	0	0	0	0	0	0	0	0	9-8

+ - Overtime

2021 GAME-BY-GAME REGULAR-SEASON STATISTICS (PATRIOTS/SAINTS/STEELERS)

DATE	OPPONENT	P/S	TACKLES							INTERCEPTIONS					O. FUMB			ST			MISC		W/L	SCORE																	
			TK	S	A	SK	YDS	TFL	YDS	QBH	NO	YDS	LG	TD	PD	FF	FR	TD	YDS	TK	S	A			FF	FR	S	A													
09/12	Dolphins		DID NOT PLAY																																			L	16-17		
Went from Patriots to Saints.																																									
09/19	at Panthers		ON INACTIVE LIST																																					L	7-26
09/26	at Patriots	P	1	0	1	0.0	0.0	0	0	0	0	0	0	0	0	0	0	0	0	0	0	0	0	0	0	W	28-13														
10/03	Giants		ON INACTIVE LIST																																				L	21-27+	
10/10	at Football Team	P	3	1	2	0.0	0.0	1	2	0	0	0	0	1	0	0	0	0	0	0	0	0	0	0	0	W	33-22														
10/25	at Seahawks	S	2	0	2	0.0	0.0	0	0	0	0	0	0	0	0	0	0	0	0	0	0	0	0	0	0	W	13-10														
10/31	Buccaneers	P	1	0	1	0.0	0.0	0	0	0	0	0	0	0	0	0	0	0	0	0	0	0	0	0	0	W	36-27														
11/07	Falcons		ON INACTIVE LIST																																				L	25-27	
11/14	at Titans	P	0	0	0	0.0	0.0	0	0	0	0	0	0	0	0	0	0	0	0	0	0	0	0	0	0	L	21-23														
11/21	at Eagles		PRACTICE SQUAD																																			L	29-40		
11/25	Bills		PRACTICE SQUAD																																			L	6-31		
Went from Saints to Steelers.																																									
12/05	Ravens	S	2	1	1	0.0	0.0	0	0	0	0	0	0	1	0	0	0	0	0	0	0	0	0	0	0	W	20-19														
12/09	at Vikings	P	2	1	1	0.0	0.0	1	3	2	0	0	0	0	0	0	0	0	0	0	0	0	0	0	0	L	28-36														
12/19	Titans		RESERVE/COVID-19																																			W	19-13		
12/26	at Chiefs	P	2	2	0	0.0	0.0	0	0	0	1	0	0	0	0	0	0	0	0	0	0	0	0	0	0	L	10-36														
01/03	Browns	S	0	0	0	0.0	0.0	0	0	0	0	0	0	0	0	0	0	0	0	0	0	0	0	0	0	W	26-14														
01/09	at Ravens	S	2	2	0	0.0	0.0	0	0	0	0	0	0	0	0	0	0	0	0	0	0	0	0	0	0	W	16-13+														
2021 TOTALS			10-4	15	7	8	0.0	0.0	2	5	3	0	0	0	0	2	0	0	0	0	0	0	0	0	0	0	8-9														

+ - Overtime

2020 GAME-BY-GAME REGULAR-SEASON STATISTICS (PACKERS)

DATE	OPPONENT	P/S	TACKLES							INTERCEPTIONS				O. FUMB			ST			MISC		W/L	SCORE					
			TK	S	A	SK	YDS	TFL	YDS	QBH	NO	YDS	LG	TD	PD	FF	FR	TD	YDS	TK	S			A	FF	FR	S	A
09/13	at Vikings									GAME INACTIVE/INJURY																W	43-34	
09/20	Lions	P	1	0	1	0.0	0.0	0	0	0	0	0	0	0	0	0	0	0	0	0	0	0	0	0	0	W	42-21	
09/27	at Saints	P	1	0	1	0.0	0.0	0	0	0	0	0	0	0	0	0	0	0	0	0	0	0	0	0	0	W	37-30	
10/05	Falcons	P	1	0	1	0.0	0.0	0	0	0	0	0	0	0	0	0	0	0	0	0	0	0	0	0	0	W	30-16	
10/18	at Buccaneers	P	4	3	1	0.0	0.0	1	0	0	0	0	0	0	0	0	0	0	0	0	0	0	0	0	0	L	10-38	
10/25	at Texans	P	1	0	1	0.0	0.0	0	0	0	0	0	0	0	0	0	0	0	0	0	0	0	0	0	0	W	35-20	
11/01	Vikings	P	0	0	0	0.0	0.0	0	0	0	0	0	0	0	0	0	0	0	0	0	0	0	0	0	0	L	22-28	
11/05	at 49ers	P	2	2	0	0.0	0.0	1	1	0	0	0	0	0	0	0	0	0	0	0	0	0	0	0	0	W	34-17	
11/15	Jaguars	P	1	1	0	0.0	0.0	0	0	0	0	0	0	0	0	0	0	0	0	0	0	0	0	0	0	W	24-20	
11/22	at Colts									GAME INACTIVE/INJURY																L	31-34+	
11/29	Bears									INJURED RESERVE																W	41-25	
12/06	Eagles									INJURED RESERVE																W	30-16	
12/13	at Lions									INJURED RESERVE																W	31-24	
12/19	Panthers									INJURED RESERVE																W	24-16	
12/27	Titans									INJURED RESERVE																W	40-14	
01/03	at Bears									INJURED RESERVE																W	35-16	
2020 TOTALS			8-0	11	6	5	0.0	0.0	2	1	0	0	0	0	0	0	0	0	0	0	0	0	0	0	0	13-3		
+ - Overtime																												

2019 GAME-BY-GAME REGULAR-SEASON STATISTICS (PACKERS)

DATE	OPPONENT	P/S	TACKLES								INTERCEPTIONS				O. FUMB				ST				MISC		W/L	SCORE		
			TK	S	A	SK	YDS	TFL	YDS	QBH	NO	YDS	LG	TD	PD	FF	FR	TD	YDS	TK	S	A	FF	FR			S	A
09/05	at Bears	S	1	1	0	0.0	0.0	0	0	0	0	0	0	0	0	0	0	0	0	0	0	0	0	0	0	W	10-3	
09/15	Vikings	S	1	0	1	0.0	0.0	0	0	0	0	0	0	0	0	0	0	0	0	0	0	0	0	0	0	W	21-16	
09/22	Broncos										GAME INACTIVE/INJURY																W	27-16
09/26	Eagles										GAME INACTIVE/INJURY																L	27-34
10/06	at Cowboys	P	0	0	0	0.0	0.0	0	0	0	0	0	0	0	0	0	0	0	0	0	0	0	0	0	0	W	34-24	
10/14	Lions	P	0	0	0	0.0	0.0	0	0	0	0	0	0	1	0	0	0	0	0	0	0	0	0	0	0	W	23-22	
10/20	Raiders	P	2	1	1	0.0	0.0	0	0	0	0	0	0	0	0	0	0	0	0	0	0	0	0	0	0	W	42-24	
10/27	at Chiefs	P	0	0	0	0.0	0.0	0	0	0	0	0	0	1	0	0	0	0	0	0	0	0	0	0	0	W	31-24	
11/03	at Chargers	P	3	1	2	0.0	0.0	0	0	0	0	0	0	0	0	0	0	0	0	0	0	0	0	0	0	L	11-26	
11/10	Panthers	P	2	1	1	0.0	0.0	0	0	0	0	0	0	1	0	1	0	0	0	0	0	0	0	0	0	W	24-16	
11/24	at 49ers	P	1	0	1	0.0	0.0	0	0	0	0	0	0	0	0	0	0	0	0	0	0	0	0	0	0	L	8-37	
12/01	at Giants	P	1	0	1	0.0	0.0	0	0	0	0	0	0	0	0	0	0	0	0	0	0	0	0	0	0	W	31-13	
12/08	Redskins	P	0	0	0	0.0	0.0	0	0	0	0	0	0	0	0	0	0	0	0	0	0	0	0	0	0	W	20-15	
12/15	Bears	P	0	0	0	0.0	0.0	0	0	0	0	0	0	0	0	0	0	0	0	0	0	0	0	0	0	W	21-13	
12/23	at Vikings	P	0	0	0	0.0	0.0	0	0	0	0	0	0	0	0	0	0	0	0	0	0	0	0	0	0	W	23-10	
12/29	at Lions	P	0	0	0	0.0	0.0	0	0	0	0	0	0	0	0	0	0	0	0	0	0	0	0	0	0	W	23-20	
2019 TOTALS			14-2	11	4	7	0.0	0.0	0	0	0	0	0	3	0	1	0	0	0	0	0	0	0	0	0	13-3		

2018 GAME-BY-GAME REGULAR-SEASON STATISTICS (PACKERS)

DATE	OPPONENT	P/S	TACKLES								INTERCEPTIONS								O. FUMB				ST				MISC		W/L	SCORE
			TK	S	A	SK	YDS	TFL	YDS	QBH	NO	YDS	LG	TD	PD	FF	FR	TD	YDS	TK	S	A	FF	FR	S	A				
09/09	Bears	P	1	1	0	0.0	0.0	0	0	0	0	0	0	0	0	0	0	0	0	0	0	0	0	0	0	W	24-23			
09/16	Vikings	P	0	0	0	0.0	0.0	0	0	0	0	0	0	0	0	0	0	0	0	0	0	0	0	0	0	T	29-29			
09/23	at Redskins	P	0	0	0	0.0	0.0	0	0	0	0	0	0	0	0	0	0	0	0	0	0	0	0	0	0	L	17-31			
09/30	Bills	P	0	0	0	0.0	0.0	0	0	0	0	0	0	0	0	0	0	0	0	0	0	0	0	0	0	W	22-0			
10/07	at Lions	P	0	0	0	0.0	0.0	0	0	0	0	0	0	0	0	0	0	0	0	0	0	0	0	0	0	L	23-31			
10/15	49ers	P	0	0	0	0.0	0.0	0	0	0	0	0	0	0	0	0	0	0	0	0	0	0	0	0	0	W	33-30			
10/28	at Rams	P	1	0	1	0.0	0.0	0	0	0	0	0	0	0	0	0	0	0	0	0	0	0	0	0	0	L	27-29			
11/04	at Patriots	P	0	0	0	0.0	0.0	0	0	0	0	0	0	0	0	0	0	0	0	0	0	0	0	0	0	L	17-31			
11/11	Dolphins	P	1	1	0	1.0	2.0	1	2	1	0	0	0	0	0	0	0	0	0	0	0	0	0	0	0	W	31-12			
11/15	at Seahawks	P	0	0	0	0.0	0.0	0	0	0	0	0	0	0	0	0	0	0	0	0	0	0	0	0	0	L	24-27			
11/25	at Vikings	P	3	2	1	0.0	0.0	0	0	0	0	0	0	0	0	0	0	0	0	0	0	0	0	0	0	L	17-24			
12/02	Cardinals	P	1	1	0	0.0	0.0	0	0	0	0	0	0	0	0	0	0	0	0	0	0	0	0	0	0	L	17-20			
12/09	Falcons	P	1	1	0	0.0	0.0	0	0	0	0	0	0	0	0	0	0	0	0	0	0	0	0	0	0	W	34-20			
12/16	at Bears	P	3	2	1	0.5	1.5	0	0	1	0	0	0	0	0	1	0	0	0	0	0	0	0	0	0	L	17-24			
12/23	at Jets	S	2	0	2	0.0	0.0	0	0	0	0	0	0	0	0	0	0	0	0	0	0	0	0	0	0	W	44-38+			
12/30	Lions	P	7	3	4	0.0	0.0	0	0	0	0	0	0	0	0	0	0	0	0	0	0	0	0	0	0	L	0-31			
2018 TOTALS			16-1	20	11	9	1.5	3.5	1	2	2	0	0	0	0	0	1	0	0	0	0	0	0	0	0	6-9-1				
+ - Overtime																														

2017 GAME-BY-GAME REGULAR-SEASON STATISTICS (PACKERS)

DATE	OPPONENT	P/S	TACKLES
------	----------	-----	---------

2024 GAME-BY-GAME POSTSEASON STATISTICS (STEELERS)

			TACKLES								INTERCEPTIONS					O. FUMB				ST				MISC				
DATE	OPPONENT	P/S	TK	S	A	SK	YDS	TFL	YDS	QBH	NO	YDS	LG	TD	PD	FF	FR	TD	YDS	TK	S	A	FF	FR	S	A	W/L	SCORE
01/11	at Ravens	P	1	0	1	0.0	0.0	0	0	0	0	0	0	0	0	0	0	0	0	0	0	0	0	0	0	0	L	14-28
2024 TOTALS			1	0	1	0.0	0.0	0	0	0	0	0	0	0	0	0	0	0	0	0	0	0	0	0	0	0	0-1	

2023 GAME-BY-GAME POSTSEASON STATISTICS (STEELERS)

			TACKLES								INTERCEPTIONS					O. FUMB				ST				MISC				
DATE	OPPONENT	P/S	TK	S	A	SK	YDS	TFL	YDS	QBH	NO	YDS	LG	TD	PD	FF	FR	TD	YDS	TK	S	A	FF	FR	S	A	W/L	SCORE
01/15	at Bills	P	1	0	1	0.0	0.0	0	0	0	0	0	0	0	0	0	0	0	0	0	0	0	0	0	0	0	L	17-31
2023 TOTALS			1	0	1	0.0	0.0	0	0	0	0	0	0	0	0	0	0	0	0	0	0	0	0	0	0	0	0-1	



KYLE QB
ALLEN

HEIGHT: 6-3
WEIGHT: 210
COLLEGE: Houston
BORN: March 8, 1996

HOW ACQUIRED: FA '24
NFL EXPERIENCE: 7th year
BIRTHPLACE: Scottsdale, AZ



KYLE ALLEN'S NFL REGULAR SEASON PASSING STATISTICS

DATE	TEAM	GP	GS	ATT.	CMP.	PCT.	YDS	AVG.	TD	INT.	LG	SK	LST	RATE
2018	Panthers	2	1	31	20	64.5	266	8.6	2	0	53t	0	0	113.1
2019	Panthers	13	12	489	303	62.0	3,322	6.8	17	16	52t	46	397	80.0
2020	Football Team	4	4	87	60	69.0	610	7.0	4	1	52t	7	44	99.3
2021	Football Team	2	0	19	12	63.2	120	6.3	1	0	19	2	5	98.6
2022	Texans	2	2	78	46	59.0	416	5.3	2	4	39	5	41	60.6
2023	Bills	7	0	0	0	0.0	0	0.0	0	0	0	0	0	0.0
2024	Steelers	1	0	1	1	100.0	19	19.0	0	0	19	0	0	118.8
TOTALS		31	19	705	442	62.7	4,753	6.7	26	21	53T	60	487	82.3

KYLE ALLEN'S NFL POSTSEASON PASSING STATISTICS

DATE	TEAM	GP	GS	ATT.	CMP.	PCT.	YDS	AVG.	TD	INT.	LG	SK	LST	RATE
2020	Football Team	0	0	0	0	0.0	0	0.0	0	0	0	0	0	0.0
2023	Bills	0	0	0	0	0.0	0	0.0	0	0	0	0	0	0.0
2024	Steelers	0	0	0	0	0.0	0	0.0	0	0	0	0	0	0.0
TOTALS		0	0	0	0	0.0	0	0.0	0	0	0	0	0	0.0

KYLE ALLEN'S NFL REGULAR SEASON RUSHING STATISTICS

DATE	TEAM	NO.	YDS.	AVG.	LG	TD
2018	Panthers	5	19	3.8	10	1
2019	Panthers	32	106	3.3	17t	2
2020	Football Team	7	26	3.7	13	1
2021	Football Team	2	11	5.5	11	0
2022	Texans	6	13	2.2	5	0
2023	Bills	13	-13	-1.0	0	0
2024	Steelers	0	0	0.0	0	0
TOTALS		65	162	2.5	17T	4

KYLE ALLEN'S NFL POSTSEASON RUSHING STATISTICS

DATE	TEAM	NO.	YDS.	AVG.	LG	TD
2020	Football Team	0	0	0.0	0	0
2023	Bills	0	0	0.0	0	0
2024	Steelers	0	0	0.0	0	0
TOTALS		0	0	0.0	0	0

KYLE ALLEN'S NFL REGULAR SEASON PASSING/RUSHING STATISTICS

DATE	TEAM	GP	GS	PASSING											RUSHING				
				ATT.	CMP.	PCT.	YDS	AVG.	TD	INT.	LG	SK	LST	RATE	NO.	YDS.	AVG.	LG	TD
2018	Panthers	2	1	31	20	64.5	266	8.6	2	0	53t	0	0	113.1	5	19	3.8	10	1
2019	Panthers	13	12	489	303	62.0	3,322	6.8	17	16	52t	46	397	80.0	32	106	3.3	17t	2
2020	Football Team	4	4	87	60	69.0	610	7.0	4	1	52t	7	44	99.3	7	26	3.7	13	1
2021	Football Team	2	0	19	12	63.2	120	6.3	1	0	19	2	5	98.6	2	11	5.5	11	0
2022	Texans	2	2	78	46	59.0	416	5.3	2	4	39	5	41	60.6	6	13	2.2	5	0
2023	Bills	7	0	0	0	0.0	0	0.0	0	0	0	0	0	0.0	13	-13	-1.0	0	0
2024	Steelers	1	0	1	1	100.0	19	19.0	0	0	19	0	0	118.8	0	0	0.0	0	0
TOTALS		31	19	705	442	62.7	4,753	6.7	26	21	53T	60	487	82.3	65	162	2.5	17T	4

KYLE ALLEN'S NFL POSTSEASON PASSING/RUSHING STATISTICS

DATE	TEAM	GP	GS	PASSING											RUSHING				
				ATT.	CMP.	PCT.	YDS	AVG.	TD	INT.	LG	SK	LST	RATE	NO.	YDS.	AVG.	LG	TD
2020	Football Team	0	0	0	0	0.0	0	0.0	0	0	0	0	0	0.0	0	0	0.0	0	0
2023	Bills	0	0	0	0	0.0	0	0.0	0	0	0	0	0	0.0	0	0	0.0	0	0
2024	Steelers	0	0	0	0	0.0	0	0.0	0	0	0	0	0	0.0	0	0	0.0	0	0
TOTALS		0	0	0	0	0.0	0	0.0	0	0	0	0	0	0.0	0	0	0.0	0	0

SINGLE-GAME HIGHS: QUARTERBACK

Pass Attempts	50 vs. Atlanta Falcons, Nov 17, 2019	Passer Rating	144.4 at Arizona Cardinals, Sep 22, 2019
	46 vs. Washington Redskins, Dec 01, 2019		112.7 at New Orleans Saints, Nov 24, 2019
Pass Completions	31 at New York Giants, Oct 18, 2020	Rush Attempts	6 at Atlanta Falcons, Dec 08, 2019
	31 vs. Atlanta Falcons, Nov 17, 2019		5 vs. Seattle Seahawks, Dec 15, 2019
Yards Passing	325 vs. Atlanta Falcons, Nov 17, 2019		...1 more at 5.
	307 at Green Bay Packers, Nov 10, 2019	Rushing Yards	25 vs. Seattle Seahawks, Dec 15, 2019
TD Passes	4 at Arizona Cardinals, Sep 22, 2019		24 at Atlanta Falcons, Dec 08, 2019
	3 at New Orleans Saints, Nov 24, 2019	Longest Runs	17t vs. Washington Redskins, Dec 01, 2019
Long Passes	53t at New Orleans Saints, Dec 30, 2018		13 vs. Dallas Cowboys, Oct 25, 2020
	52t vs. Dallas Cowboys, Oct 25, 2020	Rushing TDs	1 vs. Los Angeles Rams, Oct 11, 2020
	...3 more at 52.		1 at Atlanta Falcons, Dec 08, 2019
Completion Percentage	73.8 at New York Giants, Oct 18, 2020		...2 more at 1.
	73.1 at Arizona Cardinals, Sep 22, 2019		

300-YARD PASSING GAMES (2): REGULAR SEASON

DATE	TEAM	NO.	YDS.	AVG.	LG	TD
11/10/19	at Packers	28	307	11.0	38	1
11/17/19	FALCONS	31	325	10.5	31	0

2024 GAME-BY-GAME REGULAR-SEASON STATISTICS (STEELERS)

		PASSING											RUSHING					SCORE	
DATE	OPPONENT	P/S	ATT	CMP	YDS	PCT	Y/A	Y/C	TD	INT	LG	SK/YD	RATE	ATT	YDS	LG	TD		W/L
09/08	at Falcons								DID NOT PLAY (NON-INJURY)									W	18-10
09/15	at Broncos								DID NOT PLAY (NON-INJURY)									W	13-6
09/22	Chargers								DID NOT PLAY (NON-INJURY)									W	20-10
09/29	at Colts								DID NOT PLAY (NON-INJURY)									L	24-27
10/06	Cowboys	P	1	1	19	100.0	19.0	19.0	0	0	19	0/0	118.8	0	0	0	0	L	17-20
10/13	at Raiders								ON INACTIVE LIST									W	32-13
10/20	Jets								ON INACTIVE LIST									W	37-15
10/28	Giants								DID NOT PLAY (NON-INJURY)									W	26-18
11/10	at Commanders								ON INACTIVE LIST									W	28-27
11/17	Ravens								ON INACTIVE LIST									W	18-16
11/21	at Browns								INACTIVE									L	19-24
12/01	at Bengals								ON INACTIVE LIST									W	44-38
12/08	Browns								ON INACTIVE LIST									W	27-14
12/15	at Eagles								INACTIVE									L	13-27
12/21	at Ravens								DID NOT PLAY (NON-INJURY)									L	17-34
12/25	Chiefs								DID NOT PLAY (NON-INJURY)									L	10-29
01/04	Bengals								ON INACTIVE LIST									L	17-19
2024 TOTALS		1-0	1	1	19	100.0	19.0	19.0	0	0	19	0/0	118.8	0	0	0	0	10-7	

2023 GAME-BY-GAME REGULAR-SEASON STATISTICS (BILLS)

		PASSING											RUSHING						
DATE	OPPONENT	P/S	ATT	CMP	YDS	PCT	Y/A	Y/C	TD	INT	LG	SK/YD	RATE	ATT	YDS	LG	TD	W/L	SCORE
09/11	at Jets								DID NOT PLAY (NON-INJURY)									L	16-22+
09/17	Raiders	P	0	0	0	0.0	0.0	0.0	0	0	0	0/0	0.0	2	-2	-1	0	W	38-10
09/24	at Commanders	P	0	0	0	0.0	0.0	0.0	0	0	0	0/0	0.0	2	-2	-1	0	W	37-3
10/01	Dolphins	P	0	0	0	0.0	0.0	0	0	0	0	0/0	0.0	3	-3	-1	0	W	48-20
10/08	Jaguars								DID NOT PLAY (NON-INJURY)									L	20-25
10/15	Giants	P	0	0	0	0.0	0.0	0	0	0	0	0/0	0.0	0	0	0	0	W	14-9
10/22	at Patriots								DID NOT PLAY (NON-INJURY)									L	25-29
10/26	Buccaneers								DID NOT PLAY (NON-INJURY)									W	24-18
11/05	at Bengals								DID NOT PLAY (NON-INJURY)									L	18-24
11/13	Broncos								DID NOT PLAY (NON-INJURY)									L	22-24
11/19	Jets	P	0	0	0	0.0	0.0	0	0	0	0	0/0	0.0	2	-2	-1	0	W	32-6
11/26	at Eagles								DID NOT PLAY (NON-INJURY)									L	34-37+
12/10	at Chiefs								DID NOT PLAY (NON-INJURY)									W	20-17
12/17	Cowboys	P	0	0	0	0.0	0.0	0.0	0	0	0	0/0	0.0	2	-2	-1	0	W	31-10
12/23	at Chargers								DID NOT PLAY (NON-INJURY)									W	24-22
12/31	Patriots	P	0	0	0	0.0	0.0	0	0	0	0	0/0	0.0	2	-2	0	0	W	27-21
01/07	at Dolphins								DID NOT PLAY (NON-INJURY)									W	21-14
2023 TOTALS		7-0	0	0	0	0.0	0.0	0.0	0	0	0	0/0	0.0	13	-13	0	0	11-6	
+ Overtime																			

2022 GAME-BY-GAME REGULAR-SEASON STATISTICS (TEXANS)

DATE	OPPONENT	P/S	PASSING											RUSHING				W/L/T	SCORE	
			ATT	CMP	YDS	PCT	Y/A	Y/C	TD	INT	LG	SK/YD	RATE	ATT	YDS	LG	TD			
09/11	Colts									ON INACTIVE LIST							T	20-20		
09/18	at Broncos									ON INACTIVE LIST							L	9-16		
09/25	at Bears									DID NOT PLAY (NON-INJURY)							L	20-23		
10/02	Chargers									DID NOT PLAY (NON-INJURY)							L	24-34		
10/09	at Jaguars									DID NOT PLAY (NON-INJURY)							W	13-6		
10/23	at Raiders									DID NOT PLAY (NON-INJURY)							L	20-38		
10/30	Titans									DID NOT PLAY (NON-INJURY)							L	10-17		
11/03	Eagles									DID NOT PLAY (NON-INJURY)							L	17-29		
11/13	at Giants									DID NOT PLAY (NON-INJURY)							L	16-24		
11/20	Commanders									DID NOT PLAY (NON-INJURY)							L	10-23		
11/27	at Dolphins	S	39	26	215	66.7	5.5	8.3	1	2	39	5/41	67.8	4	12	5	0	L	15-30	
12/04	Browns	S	39	20	201	51.3	5.2	10.1	1	2	39	0/0	53.5	2	1	1	0	L	14-27	
12/11	at Cowboys									ON INACTIVE LIST							L	23-27		
12/18	Chiefs									INACTIVE							L	24-30+		
12/24	at Titans									INACTIVE							W	19-14		
01/01	Jaguars									INACTIVE							L	3-31		
01/08	at Colts									ON INACTIVE LIST							W	32-31		
2022 TOTALS			2-2	78	46	416	59.0	5.3	9.0	2	4	39	5/41	60.6	6	13	5	0	3-13-1	
+ Overtime																				

2021 GAME-BY-GAME REGULAR-SEASON STATISTICS (FOOTBALL TEAM)

			PASSING											RUSHING							
DATE	OPPONENT	P/S	ATT	CMP	YDS	PCT	Y/A	Y/C	TD	INT	LG	SK/YD	RATE	ATT	YDS	LG	TD	W/L	SCORE		
09/12	Chargers		ON INACTIVE LIST																	L	16-20
09/16	Giants		DID NOT PLAY (NON-INJURY)																	W	30-29
09/26	at Bills		DID NOT PLAY (NON-INJURY)																	L	21-43
10/03	at Falcons		DID NOT PLAY (NON-INJURY)																	W	34-30
10/10	Saints		DID NOT PLAY (NON-INJURY)																	L	22-33
10/17	Chiefs		DID NOT PLAY (NON-INJURY)																	L	13-31
10/24	at Packers		DID NOT PLAY (NON-INJURY)																	L	10-24
10/31	at Broncos		DID NOT PLAY (NON-INJURY)																	L	10-17
11/14	Buccaneers		DID NOT PLAY (NON-INJURY)																	W	29-19
11/21	at Panthers		DID NOT PLAY (NON-INJURY)																	W	27-21
11/29	Seahawks		DID NOT PLAY (NON-INJURY)																	W	17-15
12/05	at Raiders		DID NOT PLAY (NON-INJURY)																	W	17-15
12/12	Cowboys	P	9	4	53	44.4	5.9	13.3	0	0	19	1/5	63.7	2	11	11	0	L	20-27		
12/21	at Eagles		DID NOT PLAY																	L	17-27
12/26	at Cowboys	P	10	8	67	80.0	6.7	8.4	1	0	19	1/0	127.9	0	0	0	0	L	14-56		
01/02	Eagles		DID NOT PLAY (NON-INJURY)																	L	16-20
01/09	at Giants		DID NOT PLAY (NON-INJURY)																	W	22-7
2021 TOTALS			2-0	19	12	120	63.2	6.3	10.0	1	0	19	2/5	98.6	2	11	11	0	7-10		

2020 GAME-BY-GAME REGULAR-SEASON STATISTICS (FOOTBALL TEAM)

DATE	OPPONENT	P/S	PASSING											RUSHING				W/L	SCORE	
			ATT	CMP	YDS	PCT	Y/A	Y/C	TD	INT	LG	SK/YD	RATE	ATT	YDS	LG	TD			
09/13	Eagles								DID NOT PLAY (NON-INJURY)							W	27-17			
09/20	at Cardinals								DID NOT PLAY (NON-INJURY)							L	15-30			
09/27	at Browns								DID NOT PLAY (NON-INJURY)							L	20-34			
10/04	Ravens								DID NOT PLAY (NON-INJURY)							L	17-31			
10/11	Rams	S	13	9	74	69.2	5.7	8.2	0	0	18	2/10	83.5	1	7	7t	1	L	10-30	
10/18	at Giants	S	42	31	280	73.8	6.7	9.0	2	1	29	3/29	97.3	2	8	6	0	L	19-20	
10/25	Cowboys	S	25	15	194	60.0	7.8	12.9	2	0	52t	2/5	111.1	4	11	13	0	W	25-3	
11/08	Giants	S	7	5	62	71.4	8.9	12.4	0	0	21	0/0	98.5	0	0	0	0	L	20-23	
11/15	at Lions								ON INACTIVE LIST							L	27-30			
11/22	Bengals								DID NOT PLAY							W	20-9			
11/26	at Cowboys								DID NOT PLAY							W	41-16			
12/07	at Steelers								DID NOT PLAY							W	23-17			
12/13	at 49ers								DID NOT PLAY							W	23-15			
12/20	Seahawks								DID NOT PLAY							L	15-20			
12/27	Panthers								DID NOT PLAY							L	13-20			
01/03	at Eagles								DID NOT PLAY							W	20-14			
2020 TOTALS			4-4	87	60	610	69.0	7.0	10.2	4	1	52T	7/44	99.3	7	26	13	1	7-9	

2019 GAME-BY-GAME REGULAR-SEASON STATISTICS (PANTHERS)

DATE	OPPONENT	P/S	PASSING										RUSHING				W/L	SCORE		
			ATT	CMP	YDS	PCT	Y/A	Y/C	TD	INT	LG	SK/YD	RATE	ATT	YDS	LG			TD	
09/08	Rams								DID NOT PLAY (NON-INJURY)										L	27-30
09/12	Buccaneers								DID NOT PLAY (NON-INJURY)										L	14-20
09/22	at Cardinals	S	26	19	261	73.1	10.0	13.7	4	0	52t	2/21	144.4	3	-1	1	0	W	38-20	
09/29	at Texans	S	34	24	232	70.6	6.8	9.7	0	0	27	3/29	89.3	0	0	0	0	W	16-10	
10/06	Jaguars	S	30	17	181	56.7	6.0	10.6	1	0	50	3/21	85.6	1	4	4	0	W	34-27	
10/13	at Buccaneers	S	32	20	227	62.5	7.1	11.4	2	0	30	2/18	104.6	3	3	4	0	W	37-26	
10/27	at 49ers	S	37	19	158	51.4	4.3	8.3	0	3	24	7/58	28.9	0	0	0	0	L	13-51	
11/03	Titans	S	32	17	232	53.1	7.3	13.6	2	1	32	3/18	84.4	3	-4	-1	0	W	30-20	
11/10	at Packers	S	43	28	307	65.1	7.1	11.0	1	1	38	3/26	84.2	3	12	8	0	L	16-24	
11/17	Falcons	S	50	31	325	62.0	6.5	10.5	0	4	31	5/55	47.5	1	7	7	0	L	3-29	
11/24	at Saints	S	36	23	256	63.9	7.1	11.1	3	0	52	4/26	112.7	1	9	9	0	L	31-34	
12/01	Redskins	S	46	27	278	58.7	6.0	10.3	2	1	33	7/65	81.6	4	22	17t	1	L	21-29	
12/08	at Falcons	S	41	28	293	68.3	7.1	10.5	1	2	39	5/48	76.6	6	24	8	1	L	20-40	
12/15	Seahawks	S	41	25	277	61.0	6.8	11.1	1	3	22	1/8	58.7	5	25	10	0	L	24-30	
12/22	at Colts								DID NOT PLAY (NON-INJURY)										L	6-38
12/29	Saints	P	41	25	295	61.0	7.2	11.8	0	1	40	7/27	72.0	2	5	4	0	L	10-42	
2019 TOTALS		13-12	489	303	3,322	62.0	6.8	11.0	17	16	52T	46/397	80.7	32	106	17T	2	5-11		

2018 GAME-BY-GAME REGULAR-SEASON STATISTICS (PANTHERS)

DATE	OPPONENT	P/S	PASSING										RUSHING				W/L	SCORE	
			ATT	CMP	YDS	PCT	Y/A	Y/C	TD	INT	LG	SK/YD	RATE	ATT	YDS	LG			TD
09/09	Cowboys								DID NOT PLAY								W	16-8	
09/16	at Falcons								NOT ON ROSTER								L	24-31	
09/23	Bengals								NOT ON ROSTER								W	31-21	
10/07	Giants								NOT ON ROSTER								W	33-31	
10/14	at Redskins								NOT ON ROSTER								L	17-23	
10/21	at Eagles								NOT ON ROSTER								W	21-17	
10/28	Ravens								NOT ON ROSTER								W	36-21	
11/04	Buccaneers								NOT ON ROSTER								W	42-28	
11/08	at Steelers								NOT ON ROSTER								L	21-52	
11/18	at Lions								DID NOT PLAY								L	19-20	
11/25	Seahawks								DID NOT PLAY								L	27-30	
12/02	at Buccaneers								DID NOT PLAY								L	17-24	
12/09	at Browns								DID NOT PLAY								L	20-26	
12/17	Saints								DID NOT PLAY								L	9-12	
12/23	Falcons	P	4	4	38	100.0	9.5	9.5	0	0	24	0/0	106.2	0	0	0	0	L	10-24
12/30	at Saints	S	27	16	228	59.3	8.4	14.3	2	0	53t	0/0	111.3	5	19	10	1	W	33-14
2018 TOTALS			2-1	31	20	266	64.5	8.6	13.3	2	0	53T	0/0	113.1	5	19	10	1	7-9

2024 GAME-BY-GAME POSTSEASON STATISTICS (STEELERS)

DATE	OPPONENT	P/S	PASSING											RUSHING				W/L	SCORE
			ATT	CMP	YDS	PCT	Y/A	Y/C	TD	INT	LG	SK/YD	RATE	ATT	YDS	LG	TD		
01/11	at Ravens								INACTIVE								L	14-28	
2024 TOTALS		0-0	0	0	0	0.0	0.0	0.0	0	0	0	0/0	0.0	0	0	0	0	0-1	

2023 GAME-BY-GAME POSTSEASON STATISTICS (BILLS)

DATE	OPPONENT	P/S	PASSING										RUSHING				W/L	SCORE
			ATT	CMP	YDS	PCT	Y/A	Y/C	TD	INT	LG	SK/YD	RATE	ATT	YDS	LG		
01/15	Steelers		DID NOT PLAY (NON-INJURY)													W	31-17	
01/21	Chiefs		DID NOT PLAY (NON-INJURY)													L	24-27	
2023 TOTALS		0-0	0	0	0	0.0	0.0	0.0	0	0	0	0/0	0.0	0	0	0	0	1-1

2020 GAME-BY-GAME POSTSEASON STATISTICS (FOOTBALL TEAM)

DATE	OPPONENT	P/S	PASSING										RUSHING				W/L	SCORE
			ATT	CMP	YDS	PCT	Y/A	Y/C	TD	INT	LG	SK/YD	RATE	ATT	YDS	LG		
01/09	Buccaneers		DID NOT PLAY														L	23-31
2020 TOTALS		0-0	0	0	0	0.0	0.0	0.0	0	0	0	0/0	0.0	0	0	0	0	0-1



CALVIN OL
ANDERSON

HEIGHT: 6-5
WEIGHT: 305
COLLEGE: Texas
BORN: March 25, 1996

HOW ACQUIRED: FA '24
NFL EXPERIENCE: 5th year
BIRTHPLACE: Austin, TX



CALVIN ANDERSON'S NFL REGULAR SEASON STATISTICS

DATE	TEAM	GP	GS
2019	Jets	0	0
Went from N.Y. Jets to Denver.			
2019	Broncos	0	0
2019	TOTAL	0	0
2020	Broncos	16	2
2021	Broncos	11	3
2022	Broncos	14	7
2023	Patriots	5	2
2024	Patriots	0	0
Went from New England to Pittsburgh.			
2024	Steelers	4	0
2024	TOTAL	4	0
NFL TOTALS		50	14

CALVIN ANDERSON'S NFL POSTSEASON STATISTICS

DATE	TEAM	GP	GS
2024	Steelers	1	0
NFL TOTALS		1	0

2024 GAME-BY-GAME REGULAR-SEASON STATISTICS (PATRIOTS/STEELERS)

DATE	OPPONENT	P/S		W/L	SCORE
09/08	at Bengals		INJURED RESERVE	W	16-10
09/15	Seahawks		INJURED RESERVE	L	20-23+
09/19	at Jets		INJURED RESERVE	L	3-24
09/29	at Colts		Went from Patriots to Steelers.	L	24-27
10/06	Cowboys	P	DID NOT PLAY (NON-INJURY)	L	17-20
10/13	at Raiders	P		W	32-13
10/20	Jets		DID NOT PLAY (NON-INJURY)	W	37-15
10/28	Giants	P		W	26-18
11/10	at Commanders	P		W	28-27
11/17	Ravens		DID NOT PLAY (NON-INJURY)	W	18-16
11/21	at Browns		DID NOT PLAY (NON-INJURY)	L	19-24
12/01	at Bengals		DID NOT PLAY (NON-INJURY)	W	44-38
12/08	Browns		DID NOT PLAY (NON-INJURY)	W	27-14
12/15	at Eagles		INJURED RESERVE	L	13-27
12/21	at Ravens		INJURED RESERVE	L	17-34
12/25	Chiefs		INJURED RESERVE	L	10-29
01/04	Bengals		INJURED RESERVE	L	17-19
2024 TOTALS		4-0		8-9	
+ - Overtime					

2023 GAME-BY-GAME REGULAR-SEASON STATISTICS (PATRIOTS)

DATE	OPPONENT	P/S		W/L	SCORE
09/10	Eagles	S		L	20-25
09/17	Dolphins	S		L	17-24
09/24	at Jets	P		W	15-10
10/01	at Cowboys	P		L	3-38
10/08	Saints		ON INACTIVE LIST	L	0-34
10/15	at Raiders	P		L	17-21
10/22	Bills		ON INACTIVE LIST	W	29-25
10/29	at Dolphins		ON INACTIVE LIST	L	17-31
11/05	Commanders		DID NOT PLAY	L	17-20
11/12	Colts		DID NOT PLAY	L	6-10
11/26	at Giants		INJURED RESERVE	L	7-10
12/03	Chargers		INJURED RESERVE	L	0-6
12/07	at Steelers		INJURED RESERVE	W	21-18
12/17	Chiefs		INJURED RESERVE	L	17-27
12/24	at Broncos		INJURED RESERVE	W	26-23
12/31	at Bills		INJURED RESERVE	L	21-27
01/07	Jets		INJURED RESERVE	L	3-17
2023 TOTALS		5-2		4-13	

2022 GAME-BY-GAME REGULAR-SEASON STATISTICS (BRONCOS)

DATE	OPPONENT	P/S		W/L	SCORE
09/12	at Seahawks	P		L	16-17
09/18	Texans	P		W	16-9
09/25	49ers	P		W	11-10
10/02	at Raiders	P		L	23-32
10/06	Colts	P		L	9-12+
10/17	at Chargers	S		L	16-19+
10/23	Jets	P		L	9-16
10/30	at Jaguars	S		W	21-17
11/13	at Titans	S		L	10-17
11/20	Raiders	S		L	16-22+
11/27	at Panthers	S		L	10-23
12/04	at Ravens	S		L	9-10
12/11	Chiefs	S		L	28-34
12/18	Cardinals	P		W	24-15
12/25	at Rams		INACTIVE	L	14-51
01/01	at Chiefs		INACTIVE	L	24-27
01/08	Chargers		ON INACTIVE LIST	W	31-28
2022 TOTALS		14-7		5-12	
+ - Overtime					

2021 GAME-BY-GAME REGULAR-SEASON STATISTICS (BRONCOS)

DATE	OPPONENT	P/S		W/L	SCORE
09/12	at Giants	P		W	27-13
09/19	at Jaguars	P		W	23-13
09/26	Jets	P		W	26-0
10/03	Ravens	P		L	7-23
10/10	at Steelers	P		L	19-27
10/17	Raiders	P		L	24-34
10/21	at Browns	P		L	14-17
10/31	Football Team	P		W	17-10
11/07	at Cowboys	S		W	30-16
11/14	Eagles	S		L	13-30
11/28	Chargers	S		W	28-13
12/05	at Chiefs		DID NOT PLAY	L	9-22
12/12	Lions		DID NOT PLAY	W	38-10
12/19	Bengals		INJURED RESERVE	L	10-15
12/26	at Raiders		INJURED RESERVE	L	13-17
01/02	at Chargers		INJURED RESERVE	L	13-34
01/08	Chiefs		INJURED RESERVE	L	24-28
2021 TOTALS		11-3		7-10	

2020 GAME-BY-GAME REGULAR-SEASON STATISTICS (BRONCOS)

DATE	OPPONENT	P/S		W/L	SCORE
09/14	Titans	P		L	14-16
09/20	at Steelers	P		L	21-26
09/27	Buccaneers	P		L	10-28
10/01	at Jets	P		W	37-28
10/18	at Patriots	P		W	18-12
10/25	Chiefs	P		L	16-43
11/01	Chargers	P		W	31-30
11/08	at Falcons	P		L	27-34
11/15	at Raiders	S		L	12-37
11/22	Dolphins	P		W	20-13
11/29	Saints	P		L	3-31
12/06	at Chiefs	P		L	16-22
12/13	at Panthers	S		W	32-27
12/19	Bills	P		L	19-48
12/27	at Chargers	P		L	16-19
01/03	Raiders	P		L	31-32
2020 TOTALS		16-2		5-11	

2019 GAME-BY-GAME REGULAR-SEASON STATISTICS (JETS/BRONCOS)

DATE	OPPONENT	P/S		W/L	SCORE
09/08	Bills		DID NOT PLAY	L	16-17
09/16	Browns		DID NOT PLAY	L	3-23
09/22	at Patriots		DID NOT PLAY	L	14-30
			Went from Jets to Broncos.		
10/06	at Chargers		INACTIVE	W	20-13
10/13	Titans		INACTIVE	W	16-0
10/17	Chiefs		INACTIVE	L	6-30
10/27	at Colts		INACTIVE	L	13-15
11/03	Browns		INACTIVE	W	24-19
11/17	at Vikings		INACTIVE	L	23-27
11/24	at Bills		INACTIVE	L	3-20
12/01	Chargers		INACTIVE	W	23-20
12/08	at Texans		INACTIVE	W	38-24
12/15	at Chiefs		INACTIVE	L	3-23
12/22	Lions		INACTIVE	W	27-17
12/29	Raiders		ON INACTIVE LIST	W	16-15
2019 TOTALS		0-0		7-8	

2024 GAME-BY-GAME POSTSEASON STATISTICS (STEELERS)

DATE	OPPONENT	P/S		W/L	SCORE
01/11	at Ravens	P		L	14-28
2024 TOTALS		1-0		0-1	



SPENCER^{OL}
ANDERSON

HEIGHT: 6-5
WEIGHT: 305
COLLEGE: Maryland
BORN: June 7, 2000



SPENCER ANDERSON'S NFL REGULAR SEASON STATISTICS

DATE	TEAM	GP	GS
2023	Steelers	8	0
2024	Steelers	17	4
NFL TOTALS		25	4

SPENCER ANDERSON'S NFL POSTSEASON STATISTICS

DATE	TEAM	GP	GS
2023	Steelers	1	0
2024	Steelers	1	1
NFL TOTALS		2	1

2024 GAME-BY-GAME REGULAR-SEASON STATISTICS (STEELERS)

DATE	OPPONENT	P/S	W/L	SCORE
09/08	at Falcons	S	W	18-10
09/15	at Broncos	S	W	13-6
09/22	Chargers	S	W	20-10
09/29	at Colts	P	L	24-27
10/06	Cowboys	P	L	17-20
10/13	at Raiders	P	W	32-13
10/20	Jets	P	W	37-15
10/28	Giants	P	W	26-18
11/10	at Commanders	P	W	28-27
11/17	Ravens	S	W	18-16
11/21	at Browns	P	L	19-24
12/01	at Bengals	P	W	44-38
12/08	Browns	P	W	27-14
12/15	at Eagles	P	L	13-27
12/21	at Ravens	P	L	17-34
12/25	Chiefs	P	L	10-29
01/04	Bengals	P	L	17-19
2024 TOTALS		17-4	10-7	

2024 GAME-BY-GAME POSTSEASON STATISTICS (STEELERS)

DATE	OPPONENT	P/S	W/L	SCORE
01/11	at Ravens	S	L	14-28
2024 TOTALS		1-1	0-1	



CALVIN ^{WR}
AUSTIN III

HEIGHT: 5-9
WEIGHT: 162
COLLEGE: Memphis
BORN: March 24, 1999

19



CALVIN AUSTIN III'S NFL REGULAR SEASON RUSHING/RECEIVING STATISTICS

DATE	TEAM	GP	GS	RECEIVING					RUSHING				
				NO.	YDS.	AVG.	LG	TD	NO.	YDS.	AVG.	LG	TD
2022	Steelers	0	0	0	0	0.0	0	0	0	0	0.0	0	0
2023	Steelers	17	1	17	180	10.6	72t	1	11	57	5.2	12	1
2024	Steelers	17	8	36	548	15.2	55t	4	0	0	0.0	0	0
NFL TOTALS		34	9	53	728	13.7	72T	5	11	57	5.2	12	1

CALVIN AUSTIN III'S NFL POSTSEASON RUSHING/RECEIVING STATISTICS

DATE	TEAM	GP	GS	RECEIVING					RUSHING				
				NO.	YDS.	AVG.	LG	TD	NO.	YDS.	AVG.	LG	TD
2023	Steelers	1	0	1	7	7.0	7t	1	0	0	0.0	0	0
2024	Steelers	1	1	1	25	25.0	25	0	0	0	0.0	0	0
NFL TOTALS		2	1	2	32	16.0	25	1	0	0	0.0	0	0

CALVIN AUSTIN III'S NFL REGULAR SEASON RETURN STATISTICS

DATE	TEAM	RET.	KICKOFF RETURNS					PUNT RETURNS				
			YDS.	AVG.	LG	TD	NO.	FC	YDS.	AVG.	LG	TD
2022	Steelers	0	0	0.0	0	0	0	0	0	0.0	0	0
2023	Steelers	0	0	0.0	0	0	29	12	249	8.6	34	0
2024	Steelers	0	0	0.0	0	0	28	15	289	10.3	73t	1
NFL TOTALS		0	0	0.0	0	0	57	27	538	9.4	73T	1

CALVIN AUSTIN III'S NFL POSTSEASON RETURN STATISTICS

DATE	TEAM	RET.	KICKOFF RETURNS					PUNT RETURNS				
			YDS.	AVG.	LG	TD	NO.	FC	YDS.	AVG.	LG	TD
2023	Steelers	0	0	0.0	0	0	1	1	12	12.0	12	0
2024	Steelers	0	0	0.0	0	0	1	1	14	14.0	14	0
NFL TOTALS		0	0	0.0	0	0	2	2	26	13.0	14	0

SINGLE-GAME HIGHS: RUSHING/RECEIVING

Rush Attempts	2 vs. Tennessee Titans, Nov 02, 2023 2 vs. Jacksonville Jaguars, Oct 29, 2023	All-Purpose Yards	127 vs. New York Giants, Oct 28, 2024 115 vs. Los Angeles Chargers, Sep 22, 2024
Rushing Yards	12 vs. New England Patriots, Dec 07, 2023 10 vs. Tennessee Titans, Nov 02, 2023 ...1 more at 10.	Fair Catches	5 vs. Los Angeles Chargers, Sep 22, 2024 2 vs. New York Jets, Oct 20, 2024 ...3 more at 2.
Longest Runs	12 vs. New England Patriots, Dec 07, 2023 10 vs. Jacksonville Jaguars, Oct 29, 2023	Punt Return Yards	92 at Baltimore Ravens, Jan 06, 2024 73 vs. New York Giants, Oct 28, 2024
Rushing TDs	1 vs. Cincinnati Bengals, Dec 23, 2023	Longest Punt Return	73t vs. New York Giants, Oct 28, 2024 34 at Baltimore Ravens, Jan 06, 2024
Receptions	6 vs. San Francisco 49ers, Sep 10, 2023 5 at Philadelphia Eagles, Dec 15, 2024	Punt Returns	5 at Denver Broncos, Sep 15, 2024 5 at Baltimore Ravens, Jan 06, 2024
Receiving Yards	95 vs. Los Angeles Chargers, Sep 22, 2024 78 at Cleveland Browns, Nov 21, 2024	Punt Return TDs	1 vs. New York Giants, Oct 28, 2024
Receiving Average	26.0 at Cleveland Browns, Nov 21, 2024 23.8 vs. Los Angeles Chargers, Sep 22, 2024	Punt Return Average	18.4 at Baltimore Ravens, Jan 06, 2024 17.0 at Cleveland Browns, Nov 19, 2023
Longest Receptions	72t at Las Vegas Raiders, Sep 24, 2023 55t vs. Los Angeles Chargers, Sep 22, 2024	Most TDs	2 vs. New York Giants, Oct 28, 2024 1 at Cincinnati Bengals, Dec 01, 2024 ...4 more at 1.
Receiving TDs	1 at Cleveland Browns, Nov 21, 2024 1 vs. New York Giants, Oct 28, 2024 ...2 more at 1.	Miscellaneous Tackles	1 vs. Cleveland Browns, Sep 18, 2023

SINGLE-GAME HIGHS - POSTSEASON: RUSHING/RECEIVING

Receptions	1 at Buffalo Bills, Jan 15, 2024	Fair Catches	1 at Buffalo Bills, Jan 15, 2024
Receiving Yards	7 at Buffalo Bills, Jan 15, 2024	Punt Return Yards	14 at Baltimore Ravens, Jan 11, 2025
Longest Receptions	25 at Baltimore Ravens, Jan 11, 2025		12 at Buffalo Bills, Jan 15, 2024
	7t at Buffalo Bills, Jan 15, 2024	Longest Punt Return	14 at Baltimore Ravens, Jan 11, 2025
Receiving TDs	1 at Buffalo Bills, Jan 15, 2024		12 at Buffalo Bills, Jan 15, 2024
All-Purpose Yards	39 at Baltimore Ravens, Jan 11, 2025	Punt Returns	1 at Baltimore Ravens, Jan 11, 2025
	19 at Buffalo Bills, Jan 15, 2024		1 at Buffalo Bills, Jan 15, 2024
		Most TDs	1 at Buffalo Bills, Jan 15, 2024

2024 GAME-BY-GAME REGULAR-SEASON STATISTICS (STEELERS)

			RECEIVING					RUSHING						
DATE	OPPONENT	P/S	NO.	YDS.	AVG.	LG	TD	NO.	YDS.	AVG.	LG	TD	W/L	SCORE
09/08	at Falcons	P	1	7	7.0	7	0	0	0	0.0	0	0	W	18-10
09/15	at Broncos	P	1	6	6.0	6	0	0	0	0.0	0	0	W	13-6
09/22	Chargers	P	4	95	23.8	55t	1	0	0	0.0	0	0	W	20-10
09/29	at Colts	P	1	17	17.0	17	0	0	0	0.0	0	0	L	24-27
10/06	Cowboys	S	1	6	6.0	6	0	0	0	0.0	0	0	L	17-20
10/13	at Raiders	P	2	36	18.0	20	0	0	0	0.0	0	0	W	32-13
10/20	Jets	P	1	36	36.0	36	0	0	0	0.0	0	0	W	37-15
10/28	Giants	S	3	54	18.0	29t	1	0	0	0.0	0	0	W	26-18
11/10	at Commanders	S	2	20	10.0	13	0	0	0	0.0	0	0	W	28-27
11/17	Ravens	P	1	-1	-1.0	-1	0	0	0	0.0	0	0	W	18-16
11/21	at Browns	P	3	78	26.0	46	1	0	0	0.0	0	0	L	19-24
12/01	at Bengals	S	2	29	14.5	23t	1	0	0	0.0	0	0	W	44-38
12/08	Browns	S	1	4	4.0	4	0	0	0	0.0	0	0	W	27-14
12/15	at Eagles	S	5	65	13.0	31	0	0	0	0.0	0	0	L	13-27
12/21	at Ravens	P	4	65	16.3	44	0	0	0	0.0	0	0	L	17-34
12/25	Chiefs	S	4	31	7.8	14	0	0	0	0.0	0	0	L	10-29
01/04	Bengals	S	0	0	0.0	0	0	0	0	0.0	0	0	L	17-19
2024 TOTALS			17-8	36	548	15.2	55T	4	0	0	0.0	0	0	10-7

2023 GAME-BY-GAME REGULAR-SEASON STATISTICS (STEELERS)

			RECEIVING					RUSHING						
DATE	OPPONENT	P/S	NO.	YDS.	AVG.	LG	TD	NO.	YDS.	AVG.	LG	TD	W/L	SCORE
09/10	49ers	P	6	37	6.2	13	0	0	0	0.0	0	0	L	7-30
09/18	Browns	P	1	10	10.0	10	0	1	-2	-2.0	-2	0	W	26-22
09/24	at Raiders	P	2	72	36.0	72t	1	0	0	0.0	0	0	W	23-18
10/01	at Texans	P	3	24	8.0	12	0	1	5	5.0	5	0	L	6-30
10/08	Ravens	S	0	0	0.0	0	0	0	0	0.0	0	0	W	17-10
10/22	at Rams	P	0	0	0.0	0	0	1	1	1.0	1	0	W	24-17
10/29	Jaguars	P	2	19	9.5	12	0	2	10	5.0	10	0	L	10-20
11/02	Titans	P	0	0	0.0	0	0	2	10	5.0	8	0	W	20-16
11/12	Packers	P	1	3	3.0	3	0	1	6	6.0	6	0	W	23-19
11/19	at Browns	P	0	0	0.0	0	0	0	0	0.0	0	0	L	10-13
11/26	at Bengals	P	1	5	5.0	5	0	0	0	0.0	0	0	W	16-10
12/03	Cardinals	P	1	10	10.0	10	0	0	0	0.0	0	0	L	10-24
12/07	Patriots	P	0	0	0.0	0	0	1	12	12.0	12	0	L	18-21
12/16	at Colts	P	0	0	0.0	0	0	0	0	0.0	0	0	L	13-30
12/23	Bengals	P	0	0	0.0	0	0	1	7	7.0	7t	1	W	34-11
12/31	at Seahawks	P	0	0	0.0	0	0	0	0	0.0	0	0	W	30-23
01/06	at Ravens	P	0	0	0.0	0	0	1	8	8.0	8	0	W	17-10
2023 TOTALS			17-1	17	180	10.6	72T	1	11	57	5.2	12	1	10-7

2024 GAME-BY-GAME POSTSEASON STATISTICS (STEELERS)

			RECEIVING					RUSHING						
DATE	OPPONENT	P/S	NO.	YDS.	AVG.	LG	TD	NO.	YDS.	AVG.	LG	TD	W/L	SCORE
01/11	at Ravens	S	1	25	25.0	25	0	0	0	0.0	0	0	L	14-28
2024 TOTALS			1-1	1	25	25.0	25	0	0	0.0	0	0	0	0-1

2023 GAME-BY-GAME POSTSEASON STATISTICS (STEELERS)

			RECEIVING					RUSHING						
DATE	OPPONENT	P/S	NO.	YDS.	AVG.	LG	TD	NO.	YDS.	AVG.	LG	TD	W/L	SCORE
01/15	at Bills	P	1	7	7.0	7t	1	0	0	0.0	0	0	L	17-31
2023 TOTALS			1-0	1	7	7.0	7T	1	0	0	0.0	0	0	0-1



KEEANU^{DT}
BENTON

HEIGHT: 6-4
WEIGHT: 309
COLLEGE: Wisconsin
BORN: July 17, 2001

HOW ACQUIRED: D2b '23
NFL EXPERIENCE: 2nd year
BIRTHPLACE: Janesville, WI



KEEANU BENTON'S NFL REGULAR SEASON DEFENSIVE STATISTICS

DATE	TEAM	GP	GS	TK	S	TACKLES						INTERCEPTIONS						O. FUMB						ST				MISC	
						A	TFL	YDS	SK	YDS	QBH	NO	YDS	LG	TD	PD	FF	FR	TD	YDS	TK	S	A	FF	FR	S	A		
2023	Steelers	17	9	36	16	20	1	9	1.0	9.0	8	0	0	0	0	2	2	0	0	0	0	0	0	0	0	0	0	0	0
2024	Steelers	17	14	35	16	19	2	12	1.0	11.0	8	1	11	11	0	6	0	1	0	0	0	0	0	0	0	0	0	0	0
NFL TOTALS		34	23	71	32	39	3	21	2.0	20.0	16	1	11	11	0	8	2	1	0	0	0	0	0	0	0	0	0	0	0

KEEANU BENTON'S NFL POSTSEASON DEFENSIVE STATISTICS

DATE	TEAM	GP	GS	TACKLES							INTERCEPTIONS				O. FUMB				ST				MISC		
				TK	S	A	TFL	YDS	SK	YDS	QBH	NO	YDS	LG	TD	PD	FF	FR	TD	YDS	TK	S	A	FF	FR
2023	Steelers	1	0	5	1	4	0	0	0.0	0.0	0	0	0	0	0	0	0	0	0	0	0	0	0	0	0
2024	Steelers	1	1	4	2	2	0	0	0.0	0.0	0	0	0	0	0	0	0	0	0	0	0	0	0	0	0
NFL TOTALS		2	1	9	3	6	0	0	0.0	0.0	0	0	0	0	0	0	0	0	0	0	0	0	0	0	0

SINGLE-GAME HIGHS: DEFENSIVE

Total Tackles	6 vs. Green Bay Packers, Nov 12, 2023 5 vs. Cincinnati Bengals, Jan 04, 2025	Forced Fumbles	1 vs. Arizona Cardinals, Dec 03, 2023 1 at Houston Texans, Oct 01, 2023
Solo Tackles	3 vs. Cincinnati Bengals, Jan 04, 2025 3 at Indianapolis Colts, Sep 29, 2024 ...1 more at 3.	Fumble Recoveries	1 at Las Vegas Raiders, Oct 13, 2024
Sacks	1.0 vs. Cincinnati Bengals, Jan 04, 2025 1.0 at Las Vegas Raiders, Sep 24, 2023	Tackles For Loss	1 vs. Cincinnati Bengals, Jan 04, 2025 1 at Indianapolis Colts, Sep 29, 2024 ...1 more at 1.
Passes Defensed	2 vs. New York Jets, Oct 20, 2024 1 vs. Cleveland Browns, Dec 08, 2024 ...5 more at 1.	Interceptions	1 vs. Cleveland Browns, Dec 08, 2024

SINGLE-GAME HIGHS - POSTSEASON: DEFENSIVE

Total Tackles	5 at Buffalo Bills, Jan 15, 2024 4 at Baltimore Ravens, Jan 11, 2025	Solo Tackles	2 at Baltimore Ravens, Jan 11, 2025 1 at Buffalo Bills, Jan 15, 2024
---------------	---	--------------	---

2024 GAME-BY-GAME REGULAR-SEASON STATISTICS (STEELERS)

DATE	OPPONENT	P/S	TACKLES								INTERCEPTIONS				O. FUMB			ST			MISC		W/L	SCORE			
			TK	S	A	SK	YDS	TFL	YDS	QBH	NO	YDS	LG	TD	PD	FF	FR	TD	YDS	TK	S	A			FF	FR	S
09/08	at Falcons	S	2	1	1	0.0	0.0	0	0	1	0	0	0	0	0	0	0	0	0	0	0	0	0	0	0	W	18-10
09/15	at Broncos	S	3	1	2	0.0	0.0	0	0	1	0	0	0	0	0	0	0	0	0	0	0	0	0	0	0	W	13-6
09/22	Chargers	S	1	0	1	0.0	0.0	0	0	1	0	0	0	0	0	0	0	0	0	0	0	0	0	0	0	W	20-10
09/29	at Colts	P	3	3	0	0.0	0.0	1	1	1	0	0	0	0	0	0	0	0	0	0	0	0	0	0	0	L	24-27
10/06	Cowboys	S	1	0	1	0.0	0.0	0	0	1	0	0	0	1	0	0	0	0	0	0	0	0	0	0	0	L	17-20
10/13	at Raiders	S	2	1	1	0.0	0.0	0	0	0	0	0	0	1	1	0	0	0	0	0	0	0	0	0	0	W	32-13
10/20	Jets	P	2	2	0	0.0	0.0	0	0	0	0	0	0	2	0	0	0	0	0	0	0	0	0	0	0	W	37-15
10/28	Giants	P	2	1	1	0.0	0.0	0	0	0	0	0	0	0	0	0	0	0	0	0	0	0	0	0	0	W	26-18
11/10	at Commanders	S	1	1	0	0.0	0.0	0	0	0	0	0	0	1	0	0	0	0	0	0	0	0	0	0	0	W	28-27
11/17	Ravens	S	3	1	2	0.0	0.0	0	0	0	0	0	0	0	0	0	0	0	0	0	0	0	0	0	0	W	18-16
11/21	at Browns	S	1	0	1	0.0	0.0	0	0	1	0	0	0	0	0	0	0	0	0	0	0	0	0	0	0	L	19-24
12/01	at Bengals	S	1	1	0	0.0	0.0	0	0	1	0	0	0	0	0	0	0	0	0	0	0	0	0	0	0	W	44-38
12/08	Browns	S	1	0	1	0.0	0.0	0	0	0	1	11	11	0	1	0	0	0	0	0	0	0	0	0	0	W	27-14
12/15	at Eagles	S	4	0	4	0.0	0.0	0	0	0	0	0	0	0	0	0	0	0	0	0	0	0	0	0	0	L	13-27
12/21	at Ravens	S	1	0	1	0.0	0.0	0	0	0	0	0	0	0	0	0	0	0	0	0	0	0	0	0	0	L	17-34
12/25	Chiefs	S	2	1	1	0.0	0.0	0	0	0	0	0	0	0	0	0	0	0	0	0	0	0	0	0	0	L	10-29
01/04	Bengals	S	5	3	2	1.0	11.0	1	11	1	0	0	0	0	0	0	0	0	0	0	0	0	0	0	0	L	17-19
2024 TOTALS		17-14	35	16	19	1.0	11.0	2	12	8	1	11	11	0	6	0	1	0	0	0	0	0	0	0	0	10-7	

2023 GAME-BY-GAME REGULAR-SEASON STATISTICS (STEELERS)

DATE	OPPONENT	P/S	TACKLES							INTERCEPTIONS					O. FUMB				ST				MISC		W/L	SCORE
			TK	S	A	SK	YDS	TFL	YDS	QBH	NO	YDS	LG	TD	PD	FF	FR	TD	YDS	TK	S	A	FF	FR		
09/10	49ers	P	3	1	2	0.0	0.0	0	0	0	0	0	0	0	0	0	0	0	0	0	0	0	0	0	L	7-30
09/18	Browns	P	2	0	2	0.0	0.0	0	0	0	0	0	0	0	0	0	0	0	0	0	0	0	0	0	W	26-22
09/24	at Raiders	P	1	1	0	1.0	9.0	1	9	1	0	0	0	0	0	0	0	0	0	0	0	0	0	0	W	23-18
10/01	at Texans	P	4	2	2	0.0	0.0	0	0	0	0	0	0	0	1	0	0	0	0	0	0	0	0	0	L	6-30
10/08	Ravens	S	3	1	2	0.0	0.0	0	0	1	0	0	0	0	0	0	0	0	0	0	0	0	0	0	W	17-10
10/22	at Rams	P	0	0	0	0.0	0.0	0	0	2	0	0	0	0	0	0	0	0	0	0	0	0	0	0	W	24-17
10/29	Jaguars	P	1	0	1	0.0	0.0	0	0	0	0	0	0	0	0	0	0	0	0	0	0	0	0	0	L	10-20
11/02	Titans	P	2	2	0	0.0	0.0	0	0	0	0	0	0	0	0	0	0	0	0	0	0	0	0	0	W	20-16
11/12	Packers	S	6	3	3	0.0	0.0	0	0	2	0	0	0	0	1	0	0	0	0	0	0	0	0	0	W	23-19
11/19	at Browns	S	4	2	2	0.0	0.0	0	0	0	0	0	0	0	0	0	0	0	0	0	0	0	0	0	L	10-13
11/26	at Bengals	S	2	1	1	0.0	0.0	0	0	0	0	0	0	0	0	0	0	0	0	0	0	0	0	0	W	16-10
12/03	Cardinals	S	2	1	1	0.0	0.0	0	0	0	0	0	0	0	1	1	0	0	0	0	0	0	0	0	L	10-24
12/07	Patriots	S	1	0	1	0.0	0.0	0	0	0	0	0	0	0	0	0	0	0	0	0	0	0	0	0	L	18-21
12/16	at Colts	S	2	1	1	0.0	0.0	0	0	0	0	0	0	0	0	0	0	0	0	0	0	0	0	0	L	13-30
12/23	Bengals	S	0	0	0	0.0	0.0	0	0	0	0	0	0	0	0	0	0	0	0	0	0	0	0	0	W	34-11
12/31	at Seahawks	S	0	0	0	0.0	0.0	0	0	2	0	0	0	0	0	0	0	0	0	0	0	0	0	0	W	30-23
01/06	at Ravens	P	3	1	2	0.0	0.0	0	0	0	0	0	0	0	0	0	0	0	0	0	0	0	0	0	W	17-10
2023 TOTALS		17-9	36	16	20	1.0	9.0	1	9	8	0	0	0	0	2	2	0	0	0	0	0	0	0	0	10-7	

2024 GAME-BY-GAME POSTSEASON STATISTICS (STEELERS)

DATE	OPPONENT	P/S	TACKLES							INTERCEPTIONS					O. FUMB			ST				MISC		W/L	SCORE		
			TK	S	A	SK	YDS	TFL	YDS	QBH	NO	YDS	LG	TD	PD	FF	FR	TD	YDS	TK	S	A	FF			FR	S
01/11	at Ravens	S	4	2	2	0.0	0.0	0	0	0	0	0	0	0	0	0	0	0	0	0	0	0	0	0	0	L	14-28
2024 TOTALS			1-1	4	2	2	0.0	0.0	0	0	0	0	0	0	0	0	0	0	0	0	0	0	0	0	0	0-1	

2023 GAME-BY-GAME POSTSEASON STATISTICS (STEELERS)

DATE	OPPONENT	P/S	TACKLES							INTERCEPTIONS					O. FUMB			ST				MISC		W/L	SCORE		
			TK	S	A	SK	YDS	TFL	YDS	QBH	NO	YDS	LG	TD	PD	FF	FR	TD	YDS	TK	S	A	FF			FR	S
01/15	at Bills	P	5	1	4	0.0	0.0	0	0	0	0	0	0	0	0	0	0	0	0	0	0	0	0	0	0	L	17-31
2023 TOTALS			1-0	5	1	4	0.0	0.0	0	0	0	0	0	0	0	0	0	0	0	0	0	0	0	0	0	0-1	



HOW ACQUIRED: UDFA '24
NFL EXPERIENCE: R
BIRTHPLACE Louisville, KY

BEANIE BISHOP JR.'S NFL REGULAR SEASON DEFENSIVE STATISTICS

		TACKLES										O. FUMBLE					ST					MISC						
DATE	TEAM	GP	GS	TK	S	A	TFL	YDS	SK	YDS	QBH	NO	YDS	LG	TD	PD	FF	FR	TD	YDS	TK	S	A	FF	FR	S	A	
2024	Steelers	17	6	39	25	14	2	8	0.5	3.0	1	4	46	41	0	7	0	1	0	0	6	5	1	0	0	0	0	0
NFL TOTALS		17	6	39	25	14	2	8	0.5	3.0	1	4	46	41	0	7	0	1	0	0	6	5	1	0	0	0	0	0

BEANIE BISHOP JR.'S NFL POSTSEASON DEFENSIVE STATISTICS

[illegible]**SINGLE-GAME HIGHS: DEFENSIVE**

Total Tackles	6 vs. Cleveland Browns, Dec 08, 2024
	6 vs. New York Jets, Oct 20, 2024
Solo Tackles	5 vs. New York Jets, Oct 20, 2024
	3 vs. Cleveland Browns, Dec 08, 2024
	...3 more at 3.
Passes Defensed	2 vs. New York Jets, Oct 20, 2024
	1 at Cleveland Browns, Nov 21, 2024
	...3 more at 1.
Fumble Recoveries	1 at Philadelphia Eagles, Dec 15, 2024

Tackles For Loss	1 vs. New York Jets, Oct 20, 2024 1 at Las Vegas Raiders, Oct 13, 2024
Interceptions	2 vs. New York Jets, Oct 20, 2024 1 vs. New York Giants, Oct 28, 2024
Interception Return Yards	41 vs. New York Jets, Oct 20, 2024
Special Teams Tackles	2 vs. Baltimore Ravens, Nov 17, 2024 1 at Washington Commanders, Nov 10, 2024 ...2 more at 1.

2024 GAME-BY-GAME REGULAR-SEASON STATISTICS (STEELERS)

DATE	OPPONENT	P/S	TACKLES							INTERCEPTIONS				O. FUMB.				ST				MISC		W/L	SCORE		
			TK	S	A	SK	YDS	TFL	YDS	QBH	NO	YDS	LG	TD	PD	FF	FR	TD	YDS	TK	S	A	FF			FR	S
09/08	@ Falcons	P	3	3	0	0.0	0.0	0	0	0	0	0	0	0	0	0	0	0	1	1	0	0	0	0	0	W	18-10
09/15	@ Broncos	P	1	1	0	0.0	0.0	0	0	0	0	0	0	0	0	0	0	0	0	0	0	0	0	0	0	W	13-6
09/22	@ Chargers	P	2	1	1	0.0	0.0	0	0	0	0	0	0	0	0	0	0	0	0	0	0	0	0	0	0	W	20-10
09/29	@ Colts	S	1	0	1	0.5	3.0	0	0	1	0	0	0	0	0	0	0	0	0	0	0	0	0	0	0	L	24-27
10/06	@ Cowboys	P	3	3	0	0.0	0.0	0	0	0	0	0	0	1	0	0	0	0	0	0	0	0	0	0	0	L	17-20
10/13	@ Raiders	P	2	2	0	0.0	0.0	1	4	0	0	0	0	1	0	0	0	0	1	1	0	0	0	0	0	W	32-13
10/20	@ Jets	S	6	5	1	0.0	0.0	1	4	0	2	41	0	2	0	0	0	0	0	0	0	0	0	0	0	W	37-15
10/28	@ Giants	S	5	3	2	0.0	0.0	0	0	0	1	5	5	1	0	0	0	0	0	0	0	0	0	0	0	W	26-18
11/10	@ Commanders	S	2	0	2	0.0	0.0	0	0	0	0	0	0	0	0	0	0	0	1	0	1	0	0	0	0	W	28-27
11/17	@ Ravens	S	2	1	1	0.0	0.0	0	0	0	0	0	0	0	0	0	0	2	2	0	0	0	0	0	0	W	18-16
11/21	@ Browns	P	2	1	1	0.0	0.0	0	0	0	0	0	0	1	0	0	0	0	0	0	0	0	0	0	0	L	19-24
12/01	@ Bengals	P	1	0	1	0.0	0.0	0	0	0	0	0	0	0	0	0	0	0	1	1	0	0	0	0	0	W	44-38
12/08	@ Browns	P	6	3	3	0.0	0.0	0	0	0	0	0	0	0	0	0	0	0	0	0	0	0	0	0	0	W	27-14
12/15	@ Eagles	P	2	1	1	0.0	0.0	0	0	0	0	0	0	0	1	0	0	0	0	0	0	0	0	0	0	L	13-27
12/21	@ Ravens	S	1	1	0	0.0	0.0	0	0	0	0	0	0	0	0	0	0	0	0	0	0	0	0	0	0	L	17-34
12/25	@ Chiefs	P	0	0	0	0.0	0.0	0	0	0	0	0	0	0	0	0	0	0	0	0	0	0	0	0	0	L	10-29
01/04	@ Bengals	P	0	0	0	0.0	0.0	0	0	0	1	0	0	1	0	0	0	0	0	0	0	0	0	0	0	L	17-19
2024 TOTALS			17-6	39	25	14	0.5	3.0	2	8	1	4	46	41	0	7	0	1	0	0	6	5	1	0	0	0	10-7

2024 GAME-BY-GAME POSTSEASON STATISTICS (STEELERS)

[illegible]

BEANIE BISHOP JR.'S COLLEGE DEFENSIVE STATISTICS

[illegible]



CHRIS BOSWELL

HEIGHT: 6-2
WEIGHT: 185
COLLEGE: Rice
BORN: March 16, 1991

HOW ACQUIRED: FA '15
NFL EXPERIENCE: 10th year
BIRTHPLACE: Fort Worth, TX



CHRIS BOSWELL'S NFL REGULAR SEASON KICKING STATISTICS

DATE	TEAM	GP	FGM	FGA	PCT.	LG	XP	XPA	PCT.	BLK	PTS
2015	Steelers	12	29	32	90.6	51	26	27	96.3	0	113
2016	Steelers	15	21	25	84.0	49	36	36	100.0	1	99
2017	Steelers	16	35	38	92.1	53	37	39	94.9	1	142
2018	Steelers	15	13	20	65.0	50	43	48	89.6	1	82
2019	Steelers	16	29	31	93.5	51	28	28	100.0	0	115
2020	Steelers	13	19	20	95.0	59	34	38	89.5	0	91
2021	Steelers	17	36	40	90.0	56	27	29	93.1	0	135
2022	Steelers	12	20	28	71.4	59	18	18	100.0	1	78
2023	Steelers	17	29	31	93.5	57	27	28	96.4	0	114
2024	Steelers	17	41	44	93.2	57	35	35	100.0	1	158
NFL TOTALS		150	272	309	88.0	59	311	326	95.4	5	1,127

CHRIS BOSWELL'S NFL POSTSEASON KICKING STATISTICS

DATE	TEAM	GP	FGM	FGA	PCT.	LG	XP	XPA	PCT.	BLK	PTS
2015	Steelers	2	7	7	100.0	47	1	1	100.0	0	22
2016	Steelers	3	8	8	100.0	45	3	5	60.0	0	27
2017	Steelers	1	0	0	0.0	0	6	6	100.0	0	6
2020	Steelers	1	1	1	100.0	49	2	2	100.0	0	5
2021	Steelers	1	0	0	0.0	0	3	3	100.0	0	3
2023	Steelers	1	1	1	100.0	40	2	2	100.0	0	5
2024	Steelers	1	0	0	0.0	0	2	2	100.0	0	2
NFL TOTALS		10	17	17	100.0	49	19	21	90.5	0	70

CHRIS BOSWELL'S NFL REGULAR SEASON FIELD-GOAL ACCURACY STATISTICS

DATE	TEAM	1-19	PCT.	20-29	PCT.	30-39	PCT.	40-49	PCT.	50+	PCT.
2015	Steelers	1-1	100.0	9-9	100.0	8-8	100.0	9-12	75.0	2-2	100.0
2016	Steelers	0-0	0.0	2-2	100.0	8-9	88.9	11-12	91.7	0-2	0.0
2017	Steelers	0-0	0.0	10-10	100.0	12-14	85.7	9-10	90.0	4-4	100.0
2018	Steelers	0-0	0.0	3-3	100.0	4-6	66.7	5-10	50.0	1-1	100.0
2019	Steelers	1-1	100.0	11-11	100.0	7-7	100.0	9-10	90.0	1-2	50.0
2020	Steelers	0-0	0.0	5-5	100.0	6-6	100.0	7-8	87.5	1-1	100.0
2021	Steelers	0-0	0.0	9-9	100.0	8-9	88.9	11-13	84.6	8-9	88.9
2022	Steelers	0-0	0.0	4-4	100.0	4-5	80.0	5-10	50.0	7-9	77.8
2023	Steelers	0-0	0.0	9-9	100.0	7-7	100.0	7-8	87.5	6-7	85.7
2024	Steelers	0-0	0.0	9-9	100.0	12-12	100.0	7-8	87.5	13-15	86.7
NFL TOTALS		2-2	100.0	71-71	100.0	76-83	91.6	80-101	79.2	43-52	82.7

CHRIS BOSWELL'S NFL POSTSEASON FIELD-GOAL ACCURACY STATISTICS

DATE	TEAM	1-19	PCT.	20-29	PCT.	30-39	PCT.	40-49	PCT.	50+	PCT.
2015	Steelers	0-0	0.0	1-1	100.0	4-4	100.0	2-2	100.0	0-0	0.0
2016	Steelers	0-0	0.0	2-2	100.0	3-3	100.0	3-3	100.0	0-0	0.0
2017	Steelers	0-0	0.0	0-0	0.0	0-0	0.0	0-0	0.0	0-0	0.0
2020	Steelers	0-0	0.0	0-0	0.0	0-0	0.0	1-1	100.0	0-0	0.0
2021	Steelers	0-0	0.0	0-0	0.0	0-0	0.0	0-0	0.0	0-0	0.0
2023	Steelers	0-0	0.0	0-0	0.0	0-0	0.0	1-1	100.0	0-0	0.0
2024	Steelers	0-0	0.0	0-0	0.0	0-0	0.0	0-0	0.0	0-0	0.0
NFL TOTALS		0-0	0.0	3-3	100.0	7-7	100.0	7-7	100.0	0-0	0.0

SINGLE-GAME HIGHS: KICKER

Field Goals Made	6 vs. Baltimore Ravens, Nov 17, 2024 6 at Atlanta Falcons, Sep 08, 2024 ...1 more at 6.	Points	18 vs. Baltimore Ravens, Nov 17, 2024 18 at Atlanta Falcons, Sep 08, 2024 ...1 more at 18.
Field Goal Attempts	6 vs. Baltimore Ravens, Nov 17, 2024 6 at Atlanta Falcons, Sep 08, 2024 ...1 more at 6.	Special Teams Tackles	1 vs. Baltimore Ravens, Oct 06, 2019 1 vs. Cleveland Browns, Oct 28, 2018 ...5 more at 1.
Longest Field Goals Made	59 vs. New York Jets, Oct 02, 2022 59 at Dallas Cowboys, Nov 08, 2020	Kickoff Average	68.0 vs. Kansas City Chiefs, Oct 02, 2016 67.4 vs. Minnesota Vikings, Sep 17, 2017 ...1 more at 67.4.
Longest Field Goal Attempts	62 vs. Los Angeles Chargers, Sep 22, 2024 61 vs. Jacksonville Jaguars, Oct 29, 2023	Extra Point Attempt Percentage	100.0 at Cincinnati Bengals, Dec 01, 2024 100.0 vs. Cleveland Browns, Oct 18, 2020 ...4 more at 100.0.
PATs Made	7 vs. Carolina Panthers, Nov 08, 2018 5 at Cincinnati Bengals, Dec 01, 2024 ...5 more at 5.	Field Goal Percentage	100.0 vs. Baltimore Ravens, Nov 17, 2024 100.0 vs. New York Giants, Oct 28, 2024 ...11 more at 100.0.
PAT Attempts	7 vs. Carolina Panthers, Nov 08, 2018 6 vs. Atlanta Falcons, Oct 07, 2018	Touchbacks	7 at Las Vegas Raiders, Oct 13, 2024 6 vs. Cincinnati Bengals, Dec 23, 2023 ...7 more at 6.

SINGLE-GAME HIGHS - POSTSEASON: KICKER

Field Goals Made	6 at Kansas City Chiefs, Jan 15, 2017 4 at Cincinnati Bengals, Jan 09, 2016 3 at Denver Broncos, Jan 17, 2016 1 at Buffalo Bills, Jan 15, 2024 ...2 more at 1.	Points	18 at Kansas City Chiefs, Jan 15, 2017 12 at Cincinnati Bengals, Jan 09, 2016 10 at Denver Broncos, Jan 17, 2016 6 vs. Jacksonville Jaguars, Jan 14, 2018 6 vs. Miami Dolphins, Jan 08, 2017
Field Goal Attempts	6 at Kansas City Chiefs, Jan 15, 2017 4 at Cincinnati Bengals, Jan 09, 2016 3 at Denver Broncos, Jan 17, 2016 1 at Buffalo Bills, Jan 15, 2024 1 vs. Cleveland Browns, Jan 10, 2021 ...2 more at 1.	Kickoff Average	66.3 at Cincinnati Bengals, Jan 09, 2016 62.0 at Kansas City Chiefs, Jan 15, 2017 60.2 vs. Miami Dolphins, Jan 08, 2017 57.2 at Denver Broncos, Jan 17, 2016 54.2 vs. Cleveland Browns, Jan 10, 2021
Longest Field Goals Made	49 vs. Cleveland Browns, Jan 10, 2021 47 at Denver Broncos, Jan 17, 2016 45 at Kansas City Chiefs, Jan 15, 2017 40 at Buffalo Bills, Jan 15, 2024 39 at Cincinnati Bengals, Jan 09, 2016	Extra Point Attempt Percentage	100.0 vs. Jacksonville Jaguars, Jan 14, 2018 100.0 at Kansas City Chiefs, Jan 15, 2017 100.0 at Cincinnati Bengals, Jan 09, 2016
Longest Field Goal Attempts	49 vs. Cleveland Browns, Jan 10, 2021 47 at Denver Broncos, Jan 17, 2016 45 at Kansas City Chiefs, Jan 15, 2017 43 at Kansas City Chiefs, Jan 15, 2017 43 at Kansas City Chiefs, Jan 15, 2017 ...1 more at 43.	Field Goal Percentage	100.0 at Kansas City Chiefs, Jan 15, 2017 100.0 at Cincinnati Bengals, Jan 09, 2016 4 at Denver Broncos, Jan 17, 2016 4 at Cincinnati Bengals, Jan 09, 2016 3 at Baltimore Ravens, Jan 11, 2025 3 at Buffalo Bills, Jan 15, 2024 ...1 more at 3.
PATs Made	6 vs. Jacksonville Jaguars, Jan 14, 2018 3 at Kansas City Chiefs, Jan 16, 2022 3 vs. Miami Dolphins, Jan 08, 2017 2 at Buffalo Bills, Jan 15, 2024 2 vs. Cleveland Browns, Jan 10, 2021	Touchbacks	
PAT Attempts	6 vs. Jacksonville Jaguars, Jan 14, 2018 4 vs. Miami Dolphins, Jan 08, 2017 3 at Kansas City Chiefs, Jan 16, 2022 2 at Baltimore Ravens, Jan 11, 2025 2 at Buffalo Bills, Jan 15, 2024 ...1 more at 2.		

2024 GAME-BY-GAME REGULAR-SEASON STATISTICS (STEELERS)

FIELD GOALS					EXTRA POINTS					PTS	W/L	SCORE
DATE	OPPONENT	P	FGM	FGA	PCT	LG	XP	XPA	PCT	BLK		
09/08	at Falcons	P	6	6	100.0	57	0	0	0.0	0	18	W 18-10
09/15	at Broncos	P	2	2	100.0	53	1	1	100.0	0	7	W 13-6
09/22	Chargers	P	2	3	66.7	38	2	2	100.0	0	8	W 20-10
09/29	at Colts	P	1	1	100.0	50	3	3	100.0	0	6	L 24-27
10/06	Cowboys	P	1	1	100.0	41	2	2	100.0	0	5	L 17-20
10/13	at Raiders	P	4	4	100.0	52	2	2	100.0	0	14	W 32-13
10/20	Jets	P	3	3	100.0	46	4	4	100.0	0	13	W 37-15
10/28	Giants	P	4	4	100.0	31	2	2	100.0	0	14	W 26-18
11/10	at Commanders	P	0	0	0.0	0	4	4	100.0	0	4	W 28-27
11/17	Ravens	P	6	6	100.0	57	0	0	0.0	0	18	W 18-16
11/21	at Browns	P	2	3	66.7	48	1	1	100.0	0	7	L 19-24
12/01	at Bengals	P	3	4	75.0	50	5	5	100.0	0	14	W 44-38
12/08	Browns	P	2	2	100.0	54	3	3	100.0	0	9	W 27-14
12/15	at Eagles	P	2	2	100.0	49	1	1	100.0	0	7	L 13-27
12/21	at Ravens	P	1	1	100.0	51	2	2	100.0	0	5	L 17-34
12/25	Chiefs	P	1	1	100.0	36	1	1	100.0	0	4	L 10-29
01/04	Bengals	P	1	1	100.0	54	2	2	100.0	0	5	L 17-19
2024 TOTALS		17	41	44	93.2	57	35	35	100.0	0	158	10-7

2023 GAME-BY-GAME REGULAR-SEASON STATISTICS (STEELERS)

			FIELD GOALS				EXTRA POINTS						
DATE	OPPONENT		FGM	FGA	PCT	LG	XP	XPA	PCT	BLK	PTS	W/L	SCORE
09/10	49ers	P	0	0	0.0	0	1	1	100.0	0	1	L	7-30
09/18	Browns	P	2	2	100.0	52	2	2	100.0	0	8	W	26-22
09/24	at Raiders	P	3	3	100.0	57	2	2	100.0	0	11	W	23-18
10/01	at Texans	P	2	2	100.0	35	0	0	0.0	0	6	L	6-30
10/08	Ravens	P	3	3	100.0	43	0	0	0.0	0	9	W	17-10
10/22	at Rams	P	1	1	100.0	53	3	3	100.0	0	6	W	24-17
10/29	Jaguars	P	1	2	50.0	22	1	1	100.0	0	4	L	10-20
11/02	Titans	P	2	2	100.0	30	2	2	100.0	0	8	W	20-16
11/12	Packers	P	3	3	100.0	49	2	2	100.0	0	11	W	23-19
11/19	at Browns	P	1	1	100.0	28	1	1	100.0	0	4	L	10-13
11/26	at Bengals	P	3	3	100.0	41	1	1	100.0	0	10	W	16-10
12/03	Cardinals	P	1	2	50.0	29	1	1	100.0	0	4	L	10-24
12/07	Patriots	P	1	1	100.0	56	1	1	100.0	0	4	L	18-21
12/16	at Colts	P	0	0	0.0	0	1	2	50.0	0	1	L	13-30
12/23	Bengals	P	2	2	100.0	50	4	4	100.0	0	10	W	34-11
12/31	at Seahawks	P	3	3	100.0	39	3	3	100.0	0	12	W	30-23
01/06	at Ravens	P	1	1	100.0	25	2	2	100.0	0	5	W	17-10
2023 TOTALS		17	29	31	93.5	57	27	28	96.4	0	114	10-7	

2022 GAME-BY-GAME REGULAR-SEASON STATISTICS (STEELERS)

		FIELD GOALS				EXTRA POINTS							
DATE	OPPONENT		FGM	FGA	PCT	LG	XP	XPA	PCT	BLK	PTS	W/L	SCORE
09/11	at Bengals	P	3	4	75.0	53	2	2	100.0	0	11	W	23-20+
09/18	Patriots	P	2	2	100.0	52	0	0	0.0	0	6	L	14-17
09/22	at Browns	P	1	2	50.0	34	2	2	100.0	0	5	L	17-29
10/02	Jets	P	2	2	100.0	59	2	2	100.0	0	8	L	20-24
10/09	at Bills	P	1	3	33.3	29	0	0	0.0	0	3	L	3-38
10/16	Buccaneers	P	2	2	100.0	55	2	2	100.0	0	8	W	20-18
10/23	at Dolphins	P	1	1	100.0	45	1	1	100.0	0	4	L	10-16
10/30	at Eagles						ON INACTIVE LIST						L 13-35
11/13	Saints						DID NOT PLAY						W 20-10
11/20	Bengals						INJURED RESERVE						L 30-37
11/28	at Colts						INJURED RESERVE						W 24-17
12/04	at Falcons						INJURED RESERVE						W 19-16
12/11	Ravens	P	0	1	0.0	0	2	2	100.0	0	2	L	14-16
12/18	at Panthers	P	1	1	100.0	50	3	3	100.0	0	6	W	24-16
12/24	Raiders	P	2	4	50.0	44	1	1	100.0	0	7	W	13-10
01/01	at Ravens	P	3	4	75.0	51	1	1	100.0	0	10	W	16-13
01/08	Browns	P	2	2	100.0	49	2	2	100.0	0	8	W	28-14
2022 TOTALS		12	20	28	71.4	59	18	18	100.0	0	78	9-8	

+ Overtime

2021 GAME-BY-GAME REGULAR-SEASON STATISTICS (STEELERS)

		FIELD GOALS				EXTRA POINTS						
DATE	OPPONENT	FGM	FGA	PCT	LG	XP	XPA	PCT	BLK	PTS	W/L/T	SCORE
09/12	at Bills	P	3	3	100.0	45	2	2	100.0	0	11	W 23-16
09/19	Raiders	P	1	1	100.0	56	2	2	100.0	0	5	L 17-26
09/26	Bengals	P	1	2	50.0	26	1	1	100.0	0	4	L 10-24
10/03	at Packers	P	1	1	100.0	52	2	2	100.0	0	5	L 17-27
10/10	Broncos	P	2	2	100.0	48	3	3	100.0	0	9	W 27-19
10/17	Seahawks	P	3	3	100.0	52	2	2	100.0	0	11	W 23-20+
10/31	at Browns	P	1	1	100.0	31	0	0	0.0	0	3	W 15-10
11/08	Bears	P	3	3	100.0	54	2	3	66.7	0	11	W 29-27
11/14	Lions	P	3	3	100.0	51	1	1	100.0	0	10	T 16-16
11/21	at Chargers	P	3	3	100.0	45	4	4	100.0	0	13	L 37-41
11/28	at Bengals	P	1	1	100.0	40	1	1	100.0	0	4	L 10-41
12/05	Ravens	P	2	2	100.0	53	0	1	0.0	0	6	W 20-19
12/09	at Vikings	P	0	1	0.0	0	2	2	100.0	0	2	L 28-36
12/19	Titans	P	4	5	80.0	48	1	1	100.0	0	13	W 19-13
12/26	at Chiefs	P	1	2	50.0	34	1	1	100.0	0	4	L 10-36
01/03	Browns	P	4	4	100.0	50	2	2	100.0	0	14	W 26-14
01/09	at Ravens	P	3	3	100.0	40	1	1	100.0	0	10	W 16-13+
2021 TOTALS		17	36	40	90.0	56	27	29	93.1	0	135	9-7-1

+ Overtime

2020 GAME-BY-GAME REGULAR-SEASON STATISTICS (STEELERS)

		FIELD GOALS				EXTRA POINTS						
DATE	OPPONENT	FGM	FGA	PCT	LG	XP	XPA	PCT	BLK	PTS	W/L	SCORE
09/14	at Giants	P	2	2	100.0	41	2	3	66.7	0	8	W 26-16
09/20	Broncos	P	1	1	100.0	21	3	3	100.0	0	6	W 26-21
09/27	Texans	P	2	2	100.0	33	2	2	100.0	0	8	W 28-21
10/11	Eagles	P	1	1	100.0	41	5	5	100.0	0	8	W 38-29
10/18	Browns	P	1	1	100.0	35	5	5	100.0	0	8	W 38-7
10/25	at Titans	P	2	2	100.0	38	3	3	100.0	0	9	W 27-24
11/01	at Ravens	P	0	0	0.0	0	4	4	100.0	0	4	W 28-24
11/08	at Cowboys	P	2	2	100.0	59	0	2	0.0	1	6	W 24-19
11/15	Bengals	P	3	3	100.0	45	3	3	100.0	0	12	W 36-10
11/22	at Jaguars	P	2	3	66.7	47	3	3	100.0	0	9	W 27-3
12/02	Ravens	P	2	2	100.0	27	1	2	50.0	0	7	W 19-14
12/07	Football Team					ON INACTIVE LIST					L	17-23
12/13	at Bills	P	0	0	0.0	0	1	1	100.0	0	1	L 15-26
12/21	at Bengals	P	1	1	100.0	25	2	2	100.0	0	5	L 17-27
12/27	Colts					ON INACTIVE LIST					W	28-24
01/03	at Browns					ON INACTIVE LIST					L	22-24
2020 TOTALS		13	19	20	95.0	59	34	38	89.5	1	91	12-4

2019 GAME-BY-GAME REGULAR-SEASON STATISTICS (STEELERS)

		FIELD GOALS				EXTRA POINTS						
DATE	OPPONENT	FGM	FGA	PCT	LG	XP	XPA	PCT	BLK	PTS	W/L	SCORE
09/08	at Patriots	P	1	1	100.0	19	0	0	0.0	0	3	L 3-33
09/15	Seahawks	P	2	2	100.0	41	2	2	100.0	0	8	L 26-28
09/22	at 49ers	P	2	2	100.0	46	2	2	100.0	0	8	L 20-24
09/30	Bengals	P	2	2	100.0	49	3	3	100.0	0	9	W 27-3
10/06	Ravens	P	3	3	100.0	41	2	2	100.0	0	11	L 23-26+
10/13	at Chargers	P	1	1	100.0	20	3	3	100.0	0	6	W 24-17
10/28	Dolphins	P	2	3	66.7	42	3	3	100.0	0	9	W 27-14
11/03	Colts	P	4	4	100.0	51	2	2	100.0	0	14	W 26-24
11/10	Rams	P	1	1	100.0	33	2	2	100.0	0	5	W 17-12
11/14	at Browns	P	0	1	0.0	0	1	1	100.0	0	1	L 7-21
11/24	at Bengals	P	3	3	100.0	47	1	1	100.0	0	10	W 16-10
12/01	Browns	P	2	2	100.0	39	2	2	100.0	0	8	W 20-13
12/08	at Cardinals	P	3	3	100.0	37	2	2	100.0	0	11	W 23-17
12/15	Bills	P	1	1	100.0	49	1	1	100.0	0	4	L 10-17
12/22	at Jets	P	1	1	100.0	49	1	1	100.0	0	4	L 10-16
12/29	at Ravens	P	1	1	100.0	26	1	1	100.0	0	4	L 10-28
2019 TOTALS		16	29	31	93.5	51	28	28	100.0	0	115	8-8
+ Overtime												

2018 GAME-BY-GAME REGULAR-SEASON STATISTICS (STEELERS)

		FIELD GOALS				EXTRA POINTS						
DATE	OPPONENT	FGM	FGA	PCT	LG	XP	XPA	PCT	BLK	PTS	W/L/T	SCORE
09/09	at Browns	P	0	1	0.0	0	3	3	100.0	0	3	T 21-21
09/16	Chiefs	P	0	1	0.0	0	3	4	75.0	0	3	L 37-42
09/24	at Buccaneers	P	1	2	50.0	38	3	4	75.0	0	6	W 30-27
09/30	Ravens	P	2	2	100.0	39	0	0	0.0	0	6	L 14-26
10/07	Falcons	P	0	0	0.0	0	5	6	83.3	0	5	W 41-17
10/14	at Bengals	P	2	2	100.0	24	2	2	100.0	0	8	W 28-21
10/28	Browns	P	1	1	100.0	42	4	4	100.0	0	7	W 33-18
11/04	at Ravens	P	1	1	100.0	29	2	3	66.7	0	5	W 23-16
11/08	Panthers	P	1	1	100.0	50	7	7	100.0	0	10	W 52-21
11/18	at Jaguars	P	0	0	0.0	0	2	2	100.0	0	2	W 20-16
11/25	at Broncos	P	1	2	50.0	41	2	2	100.0	0	5	L 17-24
12/02	Chargers	P	1	1	100.0	48	3	4	75.0	0	6	L 30-33
12/09	at Raiders	P	0	2	0.0	0	3	3	100.0	0	3	L 21-24
12/16	Patriots	P	1	2	50.0	48	2	2	100.0	0	5	W 17-10
12/23	at Saints	P	2	2	100.0	49	2	2	100.0	0	8	L 28-31
12/30	Bengals					DID NOT PLAY					W	16-13
2018 TOTALS		15	13	20	65.0	50	43	48	89.6	0	82	9-6-1

2017 GAME-BY-GAME REGULAR-SEASON STATISTICS (STEELERS)

		FIELD GOALS				EXTRA POINTS						
DATE	OPPONENT	FGM	FGA	PCT	LG	XP	XPA	PCT	BLK	PTS	W/L	SCORE
09/10	at Browns	P	0	0	0.0	0	3	3	100.0	0	3	W 21-18
09/17	Vikings	P	4	4	100.0	46	2	2	100.0	0	14	W 26-9
09/24	at Bears	P	1	2	50.0	32	2	2	100.0	0	5	L 17-23+
10/01	at Ravens	P	2	3	66.7	49	2	2	100.0	0	8	W 26-9
10/08	Jaguars	P	3	3	100.0	34	0	0	0.0	0	9	L 9-30
10/15	at Chiefs	P	1	1	100.0	24	2	2	100.0	0	5	W 19-13
10/22	Bengals	P	5	5	100.0	49	2	2	100.0	0	17	W 29-14
10/29	at Lions	P	2	2	100.0	38	2	2	100.0	0	8	W 20-15
11/12	at Colts	P	2	3	66.7	41	0	1	0.0	1	6	W 20-17
11/16	Titans	P	4	4	100.0	50	4	4	100.0	0	16	W 40-17
11/26	Packers	P	1	1	100.0	53	2	3	66.7	0	5	W 31-28
12/04	at Bengals	P	3	3	100.0	38	2	2	100.0	0	11	W 23-20
12/10	Ravens	P	4	4	100.0	52	3	3	100.0	0	15	W 39-38
12/17	Patriots	P	1	1	100.0	51	3	3	100.0	0	6	L 24-27
12/25	at Texans	P	2	2	100.0	36	4	4	100.0	0	10	W 34-6
12/31	Browns	P	0	0	0.0	0	4	4	100.0	0	4	W 28-24
2017 TOTALS		16	35	38	92.1	53	37	39	94.9	1	142	13-3
+ Overtime												

2016 GAME-BY-GAME REGULAR-SEASON STATISTICS (STEELERS)

		FIELD GOALS				EXTRA POINTS							
DATE	OPPONENT		FGM	FGA	PCT	LG	XP	XPA	PCT	BLK	PTS	W/L	SCORE
09/12	at Redskins	P	1	1	100.0	46	5	5	100.0	0	8	W	38-16
09/18	Bengals	P	1	1	100.0	49	3	3	100.0	0	6	W	24-16
09/25	at Eagles	P	1	2	50.0	40	0	0	0.0	0	3	L	3-34
10/02	Chiefs	P	0	0	0.0	0	5	5	100.0	0	5	W	43-14
10/09	Jets	P	1	1	100.0	47	4	4	100.0	0	7	W	31-13
10/16	at Dolphins	P	0	0	0.0	0	1	1	100.0	0	1	L	15-30
10/23	Patriots	P	3	5	60.0	46	1	1	100.0	0	10	L	16-27
11/06	at Ravens	P	0	0	0.0	0	2	2	100.0	0	2	L	14-21
11/13	Cowboys	P	2	3	66.7	39	0	0	0.0	0	6	L	30-35
11/20	at Browns	P	3	3	100.0	33	1	1	100.0	0	10	W	24-9
11/24	at Colts	P	0	0	0.0	0	4	4	100.0	0	4	W	28-7
12/04	Giants						INACTIVE					W	24-14
12/11	at Bills	P	2	2	100.0	39	3	3	100.0	0	9	W	27-20
12/18	at Bengals	P	6	6	100.0	49	0	0	0.0	0	18	W	24-20
12/25	Ravens	P	1	1	100.0	36	4	4	100.0	0	7	W	31-27
01/01	Browns	P	0	0	0.0	0	3	3	100.0	0	3	W	27-24+
2016 TOTALS		15	21	25	84.0	49	36	36	100.0	0	99	11-5	
+ - Overtime													

2015 GAME-BY-GAME REGULAR-SEASON STATISTICS (STEELERS)

		FIELD GOALS				EXTRA POINTS							
DATE	OPPONENT	FGM	FGA	PCT	LG	XP	XPA	PCT	BLK	PTS	W/L	SCORE	
09/10	at Patriots					NOT ON ROSTER					L	21-28	
09/20	49ers					NOT ON ROSTER					W	43-18	
09/27	at Rams					NOT ON ROSTER					W	12-6	
10/01	Ravens					NOT ON ROSTER					L	20-23+	
10/12	at Chargers	P	1	1	100.0	47	3	3	100.0	0	6	W	24-20
10/18	Cardinals	P	4	4	100.0	51	1	1	100.0	0	13	W	25-13
10/25	at Chiefs	P	2	2	100.0	36	1	1	100.0	0	7	L	13-23
11/01	Bengals	P	1	1	100.0	32	1	1	100.0	0	4	L	10-16
11/08	Raiders	P	3	4	75.0	38	3	3	100.0	0	12	W	38-35
11/15	Browns	P	3	3	100.0	34	1	2	50.0	0	10	W	30-9
11/29	at Seahawks	P	3	3	100.0	44	1	1	100.0	0	10	L	30-39
12/06	Colts	P	3	4	75.0	51	4	4	100.0	0	13	W	45-10
12/13	at Bengals	P	4	4	100.0	47	3	3	100.0	0	15	W	33-20
12/20	Broncos	P	2	2	100.0	41	4	4	100.0	0	10	W	34-27
12/27	at Ravens	P	1	1	100.0	34	2	2	100.0	0	5	L	17-20
01/03	at Browns	P	2	3	66.7	39	2	2	100.0	0	8	W	28-12
2015 TOTALS		12	29	32	90.6	51	26	27	96.3	0	113	10-6	
+ - Overtime													

2024 GAME-BY-GAME POSTSEASON STATISTICS (STEELERS)

		FIELD GOALS				EXTRA POINTS							
DATE	OPPONENT	FGM	FGA	PCT	LG	XP	XPA	PCT	BLK	PTS	W/L	SCORE	
01/11	at Ravens	P	0	0	0.0	0	2	2	100.0	0	2	L	14-28
2024 TOTALS		1	0	0	0.0	0	2	2	100.0	0	2	0-1	

2023 GAME-BY-GAME POSTSEASON STATISTICS (STEELERS)

		FIELD GOALS				EXTRA POINTS							
DATE	OPPONENT	FGM	FGA	PCT	LG	XP	XPA	PCT	BLK	PTS	W/L	SCORE	
01/15	at Bills	P	1	1	100.0	40	2	2	100.0	0	5	L	17-31
2023 TOTALS		1	1	1	100.0	40	2	2	100.0	0	5	0-1	



DESHON^s
ELLIOTT

HEIGHT: 6-1
WEIGHT: 210
COLLEGE: Texas
BORN: April 21, 1997

HOW ACQUIRED: FA '24
NFL EXPERIENCE: 6th year
BIRTHPLACE: Dallas, TX



DESHON ELLIOTT'S NFL REGULAR SEASON DEFENSIVE STATISTICS

DATE	TEAM	GP	GS	TK	S	A	TACKLES				QBH	INTERCEPTIONS				O. FUMB				ST				MISC		
							TFL	YDS	SK	YDS		NO	YDS	LG	TD	PD	FF	FR	TD	YDS	TK	S	A	FF	FR	S
2018	Ravens	0	0	0	0	0	0	0.0	0.0	0.0	0	0	0	0	0	0	0	0	0	0	0	0	0	0	0	
2019	Ravens	6	0	3	3	0	0	0.0	0.0	0.0	0	0	0	0	0	1	0	0	0	0	3	3	0	0	0	
2020	Ravens	16	16	80	51	29	3	15.2	5	14.0	5	0	0	0	0	4	2	0	0	0	0	0	0	0	0	
2021	Ravens	6	6	23	19	4	3	9.1	0	6.0	3	1	0	0	0	2	0	0	0	0	0	0	0	0	0	
2022	Lions	14	13	95	72	23	5	8.0	0.0	0.0	3	1	0	0	0	3	1	1	0	0	1	1	0	0	0	
2023	Dolphins	15	15	82	53	29	1	0.0	0.0	0.0	0	1	0	0	0	7	0	1	0	0	0	0	0	0	0	
2024	Steelers	15	14	108	73	35	5	12.0	0.0	0.0	2	1	0	0	0	6	2	3	0	10	0	0	0	0	0	
NFL TOTALS		72	64	391	271	120	17	44	3.5	20.0	13	4	0	0	0	23	5	5	0	10	4	4	0	0	0	0

DESHON ELLIOTT'S NFL POSTSEASON DEFENSIVE STATISTICS

		TACKLES										INTERCEPTIONS						O. FUMB				ST				MISC	
DATE	TEAM	GP	GS	TK	S	A	TFL	YDS	SK	YDS	QBH	NO	YDS	LG	TD	PD	FF	FR	TD	YDS	TK	S	A	FF	FR	S	A
2018	Ravens	0	0	0	0	0	0	0.0	0.0	0.0	0	0	0	0	0	0	0	0	0	0	0	0	0	0	0	0	0
2019	Ravens	0	0	0	0	0	0	0.0	0.0	0.0	0	0	0	0	0	0	0	0	0	0	0	0	0	0	0	0	0
2020	Ravens	2	2	8	6	2	0	0.0	0.0	0.0	0	0	0	0	0	1	0	0	0	0	0	1	1	0	0	0	0
2023	Dolphins	1	1	9	3	6	0	0.0	0.0	0.0	0	0	0	0	0	0	0	0	0	0	0	0	0	0	0	0	0
2024	Steelers	1	1	5	5	0	0	0.0	0.0	0.0	0	0	0	0	0	1	0	0	0	0	0	0	0	0	0	0	0
NFL TOTALS		4	4	22	14	8	0	0	0.0	0.0	0	0	0	0	0	2	0	0	0	0	0	1	1	0	0	0	0

SINGLE-GAME HIGHS: DEFENSIVE

Total Tackles	13 vs. Cleveland Browns, Dec 08, 2024 13 at Los Angeles Chargers, Sep 10, 2023	Fumble Recoveries	1 at Cleveland Browns, Nov 21, 2024 1 vs. Baltimore Ravens, Nov 17, 2024
Solo Tackles	10 at New England Patriots, Oct 09, 2022 9 vs. Cleveland Browns, Dec 08, 2024 ...1 more at 9.	Tackles For Loss	3 at New England Patriots, Oct 09, 2022 2 at Washington Commanders, Nov 10, 2024 ...2 more at 2.
Sacks	1.0 vs. Los Angeles Chargers, Oct 17, 2021 1.0 vs. Cincinnati Bengals, Oct 11, 2020 ...1 more at 1.0.	Interceptions	1 vs. Buffalo Bills, Jan 07, 2024 1 at New England Patriots, Oct 09, 2022 ...1 more at 1.
Passes Defensed	2 at Atlanta Falcons, Sep 08, 2024 2 vs. Denver Broncos, Sep 24, 2023 ...1 more at 2.	Special Teams Tackles	1 at Dallas Cowboys, Oct 23, 2022 1 at Pittsburgh Steelers, Oct 06, 2019 ...2 more at 1.
Forced Fumbles	2 at Philadelphia Eagles, Oct 18, 2020 1 at Cleveland Browns, Nov 21, 2024 ...2 more at 1.		

SINGLE-GAME HIGHS - POSTSEASON: DEFENSIVE

Total Tackles	9 at Kansas City Chiefs, Jan 13, 2024 5 at Baltimore Ravens, Jan 11, 2025 4 at Buffalo Bills, Jan 16, 2021 4 at Tennessee Titans, Jan 10, 2021	Passes Defensed	1 at Baltimore Ravens, Jan 11, 2025 1 at Tennessee Titans, Jan 10, 2021
Solo Tackles	5 at Baltimore Ravens, Jan 11, 2025 3 at Kansas City Chiefs, Jan 13, 2024 3 at Buffalo Bills, Jan 16, 2021 3 at Tennessee Titans, Jan 10, 2021	Special Teams Tackles	1 at Buffalo Bills, Jan 16, 2021

2024 GAME-BY-GAME REGULAR-SEASON STATISTICS (STEELERS)

DATE	OPPONENT	P/S	TACKLES							INTERCEPTIONS							O. FUMB				ST				MISC		W/L	SCORE
			TK	S	A	SK	YDS	TFL	YDS	QBH	NO	YDS	LG	TD	PD	FF	FR	TD	YDS	TK	S	A	FF	FR	S	A		
09/08	at Falcons	S	4	1	3	0.0	0.0	0	0	0	1	0	0	0	2	0	0	0	0	0	0	0	0	0	0	W	18-10	
09/15	at Broncos	S	9	4	5	0.0	0.0	1	4	0	0	0	0	0	0	0	0	0	0	0	0	0	0	0	W	13-6		
09/22	Chargers	S	5	4	1	0.0	0.0	0	0	0	0	0	0	0	0	0	0	0	0	0	0	0	0	0	W	20-10		
09/29	at Colts	S	12	8	4	0.0	0.0	0	0	0	0	0	0	0	0	1	0	0	0	0	0	0	0	0	L	24-27		
10/06	Cowboys	S	9	5	4	0.0	0.0	0	0	0	0	0	0	0	1	0	0	0	0	0	0	0	0	0	L	17-20		
10/13	at Raiders	S	6	5	1	0.0	0.0	0	0	0	0	0	0	0	0	0	1	0	10	0	0	0	0	0	W	32-13		
10/20	Jets	S	6	6	0	0.0	0.0	1	3	1	0	0	0	0	0	0	0	0	0	0	0	0	0	0	W	37-15		
10/28	Giants	S	7	5	2	0.0	0.0	0	0	0	0	0	0	0	1	0	0	0	0	0	0	0	0	0	W	26-18		
11/10	at Commanders	S	6	5	1	0.0	0.0	2	3	0	0	0	0	0	0	0	0	0	0	0	0	0	0	0	W	28-27		
11/17	Ravens	S	2	1	1	0.0	0.0	0	0	1	0	0	0	0	0	0	1	0	0	0	0	0	0	0	W	18-16		
11/21	at Browns	P	6	4	2	0.0	0.0	0	0	0	0	0	0	0	1	1	1	0	0	0	0	0	0	0	L	19-24		
12/01	at Bengals	S	11	7	4	0.0	0.0	0	0	0	0	0	0	0	0	0	0	0	0	0	0	0	0	0	W	44-38		
12/08	Browns	S	13	9	4	0.0	0.0	0	0	0	0	0	0	0	1	0	0	0	0	0	0	0	0	0	W	27-14		
12/15	at Eagles		INACTIVE																							L	13-27	
12/21	at Ravens		INACTIVE																							L	17-34	
12/25	Chiefs	S	4	2	2	0.0	0.0	0	0	0	0	0	0	0	0	0	0	0	0	0	0	0	0	0	L	10-29		
01/04	Bengals	S	8	7	1	0.0	0.0	1	2	0	0	0	0	0	0	0	0	0	0	0	0	0	0	0	L	17-19		
2024 TOTALS		15-14	108	73	35	0.0	0.0	5	12	2	1	0	0	0	6	2	3	0	10	0	0	0	0	0	0	10-7		

2023 GAME-BY-GAME REGULAR-SEASON STATISTICS (DOLPHINS)

DATE	OPPONENT	P/S	TACKLES							INTERCEPTIONS					O. FUMB				ST					MISC		W/L	SCORE
			TK	S	A	SK	YDS	TFL	YDS	QBH	NO	YDS	LG	TD	PD	FF	FR	TD	YDS	TK	S	A	FF	FR	S		
09/10	at Chargers	S	13	8	5	0.0	0.0	0	0	0	0	0	0	0	0	0	0	0	0	0	0	0	0	0	0	W	36-34
09/17	at Patriots	S	4	3	1	0.0	0.0	0	0	0	0	0	1	0	1	0	0	0	0	0	0	0	0	0	0	W	24-17
09/24	Broncos	S	5	3	2	0.0	0.0	0	0	0	0	0	2	0	0	0	0	0	0	0	0	0	0	0	0	W	70-20
10/01	at Bills		ON INACTIVE LIST																							L	20-48
10/08	Giants	S	6	5	1	0.0	0.0	0	0	0	0	0	0	0	0	0	0	0	0	0	0	0	0	0	0	W	31-16
10/15	Panthers	S	5	3	2	0.0	0.0	0	0	0	0	0	0	0	0	0	0	0	0	0	0	0	0	0	0	W	42-21
10/22	at Eagles	S	4	2	2	0.0	0.0	0	0	0	0	0	0	0	0	0	0	0	0	0	0	0	0	0	0	L	17-31
10/29	Patriots	S	6	4	2	0.0	0.0	0	0	0	0	0	1	0	0	0	0	0	0	0	0	0	0	0	0	W	31-17
11/05	at Chiefs	S	4	3	1	0.0	0.0	0	0	0	0	0	0	0	0	0	0	0	0	0	0	0	0	0	0	L	14-21
11/19	Raiders	S	1	1	0	0.0	0.0	0	0	0	0	0	0	0	0	0	0	0	0	0	0	0	0	0	0	W	20-13
11/24	at Jets	S	1	1	0	0.0	0.0	0	0	0	0	0	1	0	0	0	0	0	0	0	0	0	0	0	0	W	34-13
12/03	at Commanders	S	3	1	2	0.0	0.0	0	0	0	0	0	1	0	0	0	0	0	0	0	0	0	0	0	0	W	45-15
12/11	Titans	S	8	4	4	0.0	0.0	0	0	0	0	0	0	0	0	0	0	0	0	0	0	0	0	0	0	L	27-28
12/17	Jets		ON INACTIVE LIST																							W	30-0
12/24	Cowboys	S	2	2	0	0.0	0.0	0	0	0	0	0	0	0	0	0	0	0	0	0	0	0	0	0	0	W	22-20
12/31	at Ravens	S	10	7	3	0.0	0.0	1	0	0	0	0	0	0	0	0	0	0	0	0	0	0	0	0	0	L	19-56
01/07	Bills	S	10	6	4	0.0	0.0	0	0	0	1	0	0	0	1	0	0	0	0	0	0	0	0	0	0	L	14-21
2023 TOTALS		15-15	82	53	29	0.0	0.0	1	0	0	1	0	0	0	7	0	1	0	0	0	0	0	0	0	0	11-6	

2022 GAME-BY-GAME REGULAR-SEASON STATISTICS (LIONS)

DATE	OPPONENT	P/S	TACKLES							INTERCEPTIONS					O. FUMB				ST					MISC		W/L	SCORE
			TK	S	A	SK	YDS	TFL	YDS	QBH	NO	YDS	LG	TD	PD	FF	FR	TD	YDS	TK	S	A	FF	FR	S		
09/11	Eagles	S	6	6	0	0.0	0.0	0	0	0	0	0	0	0	0	0	0	0	0	0	0	0	0	0	0	L	35-38
09/18	Commanders	S	6	5	1	0.0	0.0	0	0	2	0	0	0	0	0	0	0	0	0	0	0	0	0	0	0	W	36-27
09/25	at Vikings	S	5	3	2	0.0	0.0	0	0	0	0	0	0	0	0	1	0	0	0	0	0	0	0	0	0	L	24-28
10/02	Seahawks	S	11	9	2	0.0	0.0	0	0	0	0	0	0	0	0	0	0	0	0	0	0	0	0	0	0	L	45-48
10/09	at Patriots	P	12	10	2	0.0	0.0	3	7	0	1	0	0	0	1	0	0	0	0	0	0	0	0	0	0	L	0-29
10/23	at Cowboys	S	8	4	4	0.0	0.0	1	1	0	0	0	0	0	0	0	0	0	0	1	1	0	0	0	0	L	6-24
10/30	Dolphins		ON INACTIVE LIST																							L	27-31
11/06	Packers	S	7	5	2	0.0	0.0	0	0	0	0	0	0	0	1	0	0	0	0	0	0	0	0	0	0	W	15-9
11/13	at Bears	S	1	1	0	0.0	0.0	0	0	0	0	0	0	0	0	0	0	0	0	0	0	0	0	0	0	W	31-30
11/20	at Giants	S	8	8	0	0.0	0.0	0	0	1	0	0	0	0	0	0	0	0	0	0	0	0	0	0	0	W	31-18
11/24	Bills	S	8	4	4	0.0	0.0	0	0	0	0	0	0	0	0	0	0	0	0	0	0	0	0	0	0	L	25-28
12/04	Jaguars	S	6	3	3	0.0	0.0	0	0	0	0	0	0	0	0	1	0	0	0	0	0	0	0	0	0	W	40-14
12/11	Vikings	S	6	6	0	0.0	0.0	0	0	0	0	0	0	0	1	0	0	0	0	0	0	0	0	0	0	W	34-23
12/18	at Jets	S	6	5	1	0.0	0.0	1	0	0	0	0	0	0	0	0	0	0	0	0	0	0	0	0	0	W	20-17
12/24	at Panthers		INACTIVE																							L	23-37
01/01	Bears		INACTIVE																							W	41-10
01/08	at Packers	S	5	3	2	0.0	0.0	0	0	0	0	0	0	0	0	0	0	0	0	0	0	0	0	0	0	W	20-16
2022 TOTALS		14-13	95	72	23	0.0	0.0	5	8	3	1	0	0	0	3	1	1	0	0	0	0	0	0	0	0	0	9-8

TACKLES	INTERCEPTIONS	O. FUMB
---------	---------------	---------

+ - Overtime

TACKLES	INTERCEPTIONS	O. FUMB
---------	---------------	---------

+ - Overtime

TACKLES	INTERCEPTIONS	O. FUMB
---------	---------------	---------

+ - Overtime

2018 GAME-BY-GAME REGULAR-SEASON STATISTICS (RAVENS)

DATE	OPPONENT	P/S	TACKLES							INTERCEPTIONS				O. FUMB				ST				MISC		W/L	SCORE				
			TK	S	A	SK	YDS	TFL	YDS	QBH	NO	YDS	LG	TD	PD	FF	FR	TD	YDS	TK	S	A	FF			FR	S	A	
09/09	Bills																									W	47-3		
09/13	at Bengals																									L	23-34		
09/23	Broncos																									W	27-14		
09/30	at Steelers																									W	26-14		
10/07	at Browns																									L	9-12+		
10/14	at Titans																									W	21-0		
10/21	Saints																									L	23-24		
10/28	at Panthers																									L	21-36		
11/04	Steelers																									L	16-23		
11/18	Bengals																									W	24-21		
11/25	Raiders																									W	34-17		
12/02	at Falcons																									W	26-16		
12/09	at Chiefs																									L	24-27+		
12/16	Buccaneers																									W	20-12		
12/22	at Chargers																									W	22-10		
12/30	Browns																									W	26-24		
2018 TOTALS			0	0	0	0.0	0.0	0	0	0	0	0	0	0	0	0	0	0	0	0	0	0	0	0	0	10-6			
+ - Overtime																													

2024 GAME-BY-GAME POSTSEASON STATISTICS (STEELERS)

DATE	OPPONENT	P/S	TACKLES							INTERCEPTIONS					O. FUMB			ST			MISC		W/L	SCORE			
			TK	S	A	SK	YDS	TFL	YDS	QBH	NO	YDS	LG	TD	PD	FF	FR	TD	YDS	TK	S	A			FF	FR	S
01/11	at Ravens	S	5	5	0	0.0	0.0	0	0	0	0	0	0	1	0	0	0	0	0	0	0	0	0	0	0	L	14-28
2024 TOTALS			1-1	5	5	0	0.0	0.0	0	0	0	0	0	1	0	0	0	0	0	0	0	0	0	0	0	0-1	

2023 GAME-BY-GAME POSTSEASON STATISTICS (DOLPHINS)

DATE	OPPONENT	P/S	TACKLES							INTERCEPTIONS					O. FUMB			ST			MISC		W/L	SCORE			
			TK	S	A	SK	YDS	TFL	YDS	QBH	NO	YDS	LG	TD	PD	FF	FR	TD	YDS	TK	S	A			FF	FR	S
01/13	at Chiefs	S	9	3	6	0.0	0.0	0	0	0	0	0	0	0	0	0	0	0	0	0	0	0	0	0	0	L	7-26
2023 TOTALS			1-1	9	3	6	0.0	0.0	0	0	0	0	0	0	0	0	0	0	0	0	0	0	0	0	0	0-1	

2020 GAME-BY-GAME POSTSEASON STATISTICS (RAVENS)

DATE	OPPONENT	P/S	TACKLES							INTERCEPTIONS					O. FUMB			ST			MISC		W/L	SCORE				
			TK	S	A	SK	YDS	TFL	YDS	QBH	NO	YDS	LG	TD	PD	FF	FR	TD	YDS	TK	S	A			FF	FR	S	A
01/10	at Titans	S	4	3	1	0.0	0.0	0	0	0	0	0	0	1	0	0	0	0	0	0	0	0	0	0	0	W	20-13	
01/16	at Bills	S	4	3	1	0.0	0.0	0	0	0	0	0	0	0	0	0	0	0	1	1	0	0	0	0	0	L	3-17	
2020 TOTALS			2-2	8	6	2	0.0	0.0	0	0	0	0	0	1	0	0	0	0	1	1	1	0	0	0	0	0		

2019 GAME-BY-GAME POSTSEASON STATISTICS (RAVENS)

DATE	OPPONENT	P/S	TACKLES							INTERCEPTIONS					O. FUMB			ST					MISC		W/L	SCORE			
			TK	S	A	SK	YDS	TFL	YDS	QBH	NO	YDS	LG	TD	PD	FF	FR	TD	YDS	TK	S	A	FF	FR			S	A	
01/11	Titans		INJURED RESERVE																									L	12-28
2019 TOTALS			0	0	0	0.0	0.0	0	0	0	0	0	0	0	0	0	0	0	0	0	0	0	0	0	0	0-1			

2018 GAME-BY-GAME POSTSEASON STATISTICS (RAVENS)

DATE	OPPONENT	P/S	TACKLES							INTERCEPTIONS					O. FUMB			ST				MISC		W/L	SCORE		
			TK	S	A	SK	YDS	TFL	YDS	QBH	NO	YDS	LG	TD	PD	FF	FR	TD	YDS	TK	S	A	FF			FR	S
01/06	Chargers		INJURED RESERVE																	L					17-23		
2018 TOTALS			0	0	0	0.0	0.0	0	0	0	0	0	0	0	0	0	0	0	0	0	0	0	0	0	0	0-1	



JUSTIN ^{QB} FIELDS

HEIGHT: 6-3
WEIGHT: 228
COLLEGE: Ohio State
BORN: March 5, 1999

HOW ACQUIRED: TR '24 (CHI)
NFL EXPERIENCE: 4th year
BIRTHPLACE: Kennesaw, GA



JUSTIN FIELDS' NFL REGULAR SEASON PASSING STATISTICS

DATE	TEAM	GP	GS	ATT.	CMP.	PCT.	YDS	AVG.	TD	INT.	LG	SK	LST	RATE
2021	Bears	12	10	270	159	58.9	1,870	6.9	7	10	64	36	264	73.2
2022	Bears	15	15	318	192	60.4	2,242	7.1	17	11	56	55	359	85.2
2023	Bears	13	13	370	227	61.4	2,562	6.9	16	9	58	44	285	86.3
2024	Steelers	10	6	161	106	65.8	1,106	6.9	5	1	55t	16	124	93.3
TOTALS		50	44	1,119	684	61.1	7,780	7.0	45	31	64	151	1,032	83.9

JUSTIN FIELDS' NFL POSTSEASON PASSING STATISTICS

DATE	TEAM	GP	GS	ATT.	CMP.	PCT.	YDS	AVG.	TD	INT.	LG	SK	LST	RATE
2024	Steelers	1	0	1	0	0.0	0	0.0	0	0	0	0	0	39.6
TOTALS		1	0	1	0	0.0	0	0.0	0	0	0	0	0	39.6

JUSTIN FIELDS' NFL REGULAR SEASON RUSHING STATISTICS

DATE	TEAM	NO.	YDS.	AVG.	LG	TD
2021	Bears	72	420	5.8	23	2
2022	Bears	160	1,143	7.1	67t	8
2023	Bears	124	657	5.3	39	4
2024	Steelers	62	289	4.7	30	5
TOTALS		418	2,509	6.0	67T	19

JUSTIN FIELDS' NFL POSTSEASON RUSHING STATISTICS

DATE	TEAM	NO.	YDS.	AVG.	LG	TD
2024	Steelers	0	0	0.0	0	0
TOTALS		0	0	0.0	0	0

JUSTIN FIELDS' NFL REGULAR SEASON PASSING/RUSHING STATISTICS

DATE	TEAM	GP	GS	PASSING											RUSHING				
				ATT.	CMP.	PCT.	YDS	AVG.	TD	INT.	LG	SK	LST	RATE	NO.	YDS.	AVG.	LG	TD
2021	Bears	12	10	270	159	58.9	1,870	6.9	7	10	64	36	264	73.2	72	420	5.8	23	2
2022	Bears	15	15	318	192	60.4	2,242	7.1	17	11	56	55	359	85.2	160	1,143	7.1	67t	8
2023	Bears	13	13	370	227	61.4	2,562	6.9	16	9	58	44	285	86.3	124	657	5.3	39	4
2024	Steelers	10	6	161	106	65.8	1,106	6.9	5	1	55t	16	124	93.3	62	289	4.7	30	5
TOTALS		50	44	1,119	684	61.1	7,780	7.0	45	31	64	151	1,032	83.9	418	2,509	6.0	67T	19

JUSTIN FIELDS' NFL POSTSEASON PASSING/RUSHING STATISTICS

DATE	TEAM	GP	GS	PASSING											RUSHING				
				ATT.	CMP.	PCT.	YDS	AVG.	TD	INT.	LG	SK	LST	RATE	NO.	YDS.	AVG.	LG	TD
2024	Steelers	1	0	1	0	0.0	0	0.0	0	0	0	0	0	39.6	0	0	0.0	0	0
TOTALS		1	0	1	0	0.0	0	0.0	0	0	0	0	0	39.6	0	0	0.0	0	0

SINGLE-GAME HIGHS: QUARTERBACK

- Pass Attempts
- 40 at Cleveland Browns, Dec 17, 2023
39 vs. Minnesota Vikings, Dec 20, 2021
- Pass Completions
- 28 vs. Denver Broncos, Oct 01, 2023
27 at Minnesota Vikings, Nov 27, 2023
- Yards Passing
- 335 vs. Denver Broncos, Oct 01, 2023
312 at Indianapolis Colts, Sep 29, 2024
- TD Passes
- 4 at Washington Commanders, Oct 05, 2023
4 vs. Denver Broncos, Oct 01, 2023
- Long Passes
- 64 vs. Detroit Lions, Oct 03, 2021
58 at Washington Commanders, Oct 05, 2023
- Completion Percentage
- 80.0 vs. Denver Broncos, Oct 01, 2023
80.0 vs. Green Bay Packers, Dec 04, 2022

- Passer Rating
- 132.7 vs. Denver Broncos, Oct 01, 2023
125.3 at Washington Commanders, Oct 05, 2023
- Rush Attempts
- 18 at Detroit Lions, Nov 19, 2023
18 at Atlanta Falcons, Nov 20, 2022
- Rushing Yards
- 178 vs. Miami Dolphins, Nov 06, 2022
147 vs. Detroit Lions, Nov 13, 2022
- Rushing Average
- 13.2 at Detroit Lions, Jan 01, 2023
11.9 vs. Miami Dolphins, Nov 06, 2022
- Longest Runs
- 67t vs. Detroit Lions, Nov 13, 2022
61t vs. Miami Dolphins, Nov 06, 2022
- Rushing TDs
- 2 at Las Vegas Raiders, Oct 13, 2024
2 at Indianapolis Colts, Sep 29, 2024
...1 more at 2.

300-YARD PASSING GAMES (2): REGULAR SEASON

DATE	TEAM	NO.	YDS.	AVG.	LG	TD
10/01/23	BRONCOS	28	335	12.0	29t	4
09/29/24	at Colts	22	312	14.2	38	1

2024 GAME-BY-GAME REGULAR-SEASON STATISTICS (STEELERS)

DATE	OPPONENT	P/S	PASSING										RUSHING					W/L	SCORE
			ATT	CMP	YDS	PCT	Y/A	Y/C	TD	INT	LG	SK/YD	RATE	ATT	YDS	LG	TD		
09/08	at Falcons	S	23	17	156	73.9	6.8	9.2	0	0	40	2/23	91.9	14	57	12	0	W	18-10
09/15	at Broncos	S	20	13	117	65.0	5.9	9.0	1	0	16	2/7	97.3	8	27	16	0	W	13-6
09/22	Chargers	S	32	25	245	78.1	7.7	9.8	1	1	55t	2/13	96.0	6	6	5t	1	W	20-10
09/29	at Colts	S	34	22	312	64.7	9.2	14.2	1	0	38	4/30	104.0	10	55	12	2	L	24-27
10/06	Cowboys	S	27	15	131	55.6	4.9	8.7	2	0	21	3/16	93.3	6	27	8	0	L	17-20
10/13	at Raiders	S	24	14	145	58.3	6.0	10.4	0	0	31	3/35	75.9	11	59	18	2	W	32-13
10/20	Jets		DID NOT PLAY (NON-INJURY)															W	37-15
10/28	Giants		ON INACTIVE LIST															W	26-18
11/10	at Commanders		DID NOT PLAY (NON-INJURY)															W	28-27
11/17	Ravens	P	0	0	0	0.0	0.0	0.0	0	0	0	0/0	0.0	2	17	9	0	W	18-16
11/21	at Browns	P	1	0	0	0.0	0.0	0.0	0	0	0	0/0	39.6	3	26	30	0	L	19-24
12/01	at Bengals	P	0	0	0	0.0	0.0	0.0	0	0	0	0/0	0.0	1	7	7	0	W	44-38
12/08	Browns		DID NOT PLAY (NON-INJURY)															W	27-14
12/15	at Eagles	P	0	0	0	0.0	0.0	0.0	0	0	0	0/0	0.0	1	8	8	0	L	13-27
12/21	at Ravens		INACTIVE															L	17-34
12/25	Chiefs		INACTIVE															L	10-29
01/04	Bengals		DID NOT PLAY (NON-INJURY)															L	17-19
2024 TOTALS		10-6	161	106	1,106	65.8	6.9	10.4	5	1	55T	16/124	93.3	62	289	30	5	10-7	

2023 GAME-BY-GAME REGULAR-SEASON STATISTICS (BEARS)

DATE	OPPONENT	P/S	PASSING										RUSHING					W/L	SCORE
			ATT	CMP	YDS	PCT	Y/A	Y/C	TD	INT	LG	SK/YD	RATE	ATT	YDS	LG	TD		
09/10	Packers	S	37	24	216	64.9	5.8	9.0	1	1	23	4/27	78.2	9	59	10	0	L	20-38
09/17	at Buccaneers	S	29	16	211	55.2	7.3	13.2	1	2	33	6/42	61.1	4	3	5	1	L	17-27
09/24	at Chiefs	S	22	11	99	50.0	4.5	9.0	1	1	29	3/12	58.7	11	47	17	0	L	10-41
10/01	Broncos	S	35	28	335	80.0	9.6	12.0	4	1	29t	4/35	132.7	4	25	20	0	L	28-31
10/05	at Commanders	S	29	15	282	51.7	9.7	18.8	4	0	58	3/9	125.3	11	57	14	0	W	40-20
10/15	Vikings	S	10	6	58	60.0	5.8	9.7	0	1	39	4/18	36.7	8	46	13	0	L	13-19
10/22	Raiders		ON INACTIVE LIST															W	30-12
10/29	at Chargers		ON INACTIVE LIST															L	13-30
11/05	at Saints		ON INACTIVE LIST															L	17-24
11/09	Panthers		INACTIVE															W	16-13
11/19	at Lions	S	23	16	169	69.6	7.3	10.6	1	0	39t	2/18	105.2	18	104	29	0	L	26-31
11/27	at Vikings	S	37	27	217	73.0	5.9	8.0	0	0	36	3/18	87.3	12	59	14	0	W	12-10
12/10	Lions	S	33	19	223	57.6	6.8	11.7	1	0	41	3/29	88.3	12	58	19	1	W	28-13
12/17	at Browns	S	40	19	166	47.5	4.2	8.7	1	2	30	3/18	46.5	7	30	15	0	L	17-20
12/24	Cardinals	S	27	15	170	55.6	6.3	11.3	1	1	53	1/0	71.5	9	97	39	1	W	27-16
12/31	Falcons	S	32	20	268	62.5	8.4	13.4	1	0	32	3/28	99.5	11	45	13	1	W	37-17
01/07	at Packers	S	16	11	148	68.8	9.3	13.5	0	0	33	5/31	97.9	8	27	7	0	L	9-17
2023 TOTALS		13-13	370	227	2,562	61.4	6.9	11.3	16	9	58	44/285	86.3	124	657	39	4	7-10	

2022 GAME-BY-GAME REGULAR-SEASON STATISTICS (BEARS)


DATE	OPPONENT	P/S	PASSING										RUSHING					W/L	SCORE
			ATT	CMP	YDS	PCT	Y/A	Y/C	TD	INT	LG	SK/YD	RATE	ATT	YDS	LG	TD		
09/11	49ers	S	17	8	121	47.1	7.1	15.1	2	1	51t	2/16	85.7	11	28	12	0	W	19-10
09/18	at Packers	S	11	7	70	63.6	6.4	10.0	0	1	30	3/22	43.8	8	20	7	1	L	10-27
09/25	Texans	S	17	8	106	47.1	6.2	13.3	0	2	24	5/24	27.7	8	47	29	0	W	23-20
10/02	at Giants	S	22	11	174	50.0	7.9	15.8	0	0	56	6/19	76.7	7	52	16	0	L	12-20
10/09	at Vikings	S	21	15	208	71.4	9.9	13.9	1	0	39	2/15	118.8	8	47	12	0	L	22-29
10/13	Commanders	S	27	14	190	51.9	7.0	13.6	1	1	40t	5/36	71.5	12	88	39	0	L	7-12
10/24	at Patriots	S	21	13	179	61.9	8.5	13.8	1	1	26	4/32	85.2	14	82	20	1	W	33-14
10/30	at Cowboys	S	23	17	151	73.9	6.6	8.9	2	0	36	4/25	120.0	8	60	15	1	L	29-49
11/06	Dolphins	S	28	17	123	60.7	4.4	7.2	3	0	18t	2/7	106.7	15	178	61t	1	L	32-35
11/13	Lions	S	20	12	167	60.0	8.4	13.9	2	1	50t	3/17	99.4	13	147	67t	2	L	30-31
11/20	at Falcons	S	21	14	153	66.7	7.3	10.9	1	1	32	4/25	84.0	18	85	17	1	L	24-27
11/27	at Jets		ON INACTIVE LIST															L	10-31
12/04	Packers	S	25	20	254	80.0	10.2	12.7	0	2	56	0/0	75.7	6	71	55t	1	L	19-28
12/18	Eagles	S	21	14	152	66.7	7.2	10.9	2	0	35t	6/61	119.5	15	95	39	0	L	20-25
12/24	Bills	S	23	15	119	65.2	5.2	7.9	1	0	44	2/15	92.5	7	11	7	0	L	13-35
01/01	at Lions	S	21	7	75	33.3	3.6	10.7	1	1	16	7/45	40.8	10	132	60	0	L	10-41
01/08	Vikings		ON INACTIVE LIST															L	13-29
2022 TOTALS		15-15	318	192	2,242	60.4	7.1	11.7	17	11	56	55/359	85.2	160	1143	67T	8	3-14	

2021 GAME-BY-GAME REGULAR-SEASON STATISTICS (BEARS)

DATE	OPPONENT	P/S	PASSING										RUSHING					W/L	SCORE
			ATT	CMP	YDS	PCT	Y/A	Y/C	TD	INT	LG	SK/YD	RATE	ATT	YDS	LG	TD		
09/12	at Rams	P	2	2	10	100.0	5.0	5.0	0	0	9	0/0	87.5	1	3	3t	1	L	14-34
09/19	Bengals	P	13	6	60	46.2	4.6	10.0	0	1	21	2/25	27.7	10	31	10	0	W	20-17
09/26	at Browns	S	20	6	68	30.0	3.4	11.3	0	0	18	9/67	41.2	3	12	7	0	L	6-26
10/03	Lions	S	17	11	209	64.7	12.3	19.0	0	1	64	1/24	82.7	3	9	11	0	W	24-14
10/10	at Raiders	S	20	12	111	60.0	5.6	9.3	1	0	18	2/10	91.9	3	4	3	0	W	20-9
10/17	Packers	S	27	16	174	59.3	6.4	10.9	1	1	21	4/37	75.2	6	43	16	0	L	14-24
10/24	at Buccaneers	S	32	22	184	68.8	5.8	8.4	0	3	22	4/16	44.3	8	38	16	0	L	3-38
10/31	49ers	S	27	19	175	70.4	6.5	9.2	1	1	22	4/27	84.6	10	103	22t	1	L	22-33
11/08	at Steelers	S	29	17	291	58.6	10.0	17.1	1	1	50	3/13	89.9	8	45	8	0	L	27-29
11/21	Ravens	S	11	4	79	36.4	7.2	19.8	0	0	29	2/1	62.3	4	23	8	0	L	13-16
11/25	at Lions																	W	16-14
12/05	Cardinals																	L	22-33
12/12	at Packers	S	33	18	224	54.5	6.8	12.4	2	2	54t	2/14	70.8	9	74	20	0	L	30-45
12/20	Vikings	S	39	26	285	66.7	7.3	11.0	1	0	27	3/30	96.6	7	35	23	0	L	9-17
12/26	at Seahawks																	W	25-24
01/02	Giants																	W	29-3
01/09	at Vikings																	L	17-31
2021 TOTALS			12-10	270	159	1,870	58.9	6.9	11.8	7	10	64	36/264	73.2	72	420	23	2	6-11

2024 GAME-BY-GAME POSTSEASON STATISTICS (STEELERS)

DATE	OPPONENT	P/S	PASSING											RUSHING					W/L	SCORE
			ATT	CMP	YDS	PCT	Y/A	Y/C	TD	INT	LG	SK/YD	RATE	ATT	YDS	LG	TD			
01/11	at Ravens	P	1	0	0	0.0	0.0	0.0	0	0	0	0/0	39.6	0	0	0	0	L	14-28	
2024 TOTALS			1-0	1	0	0	0.0	0.0	0.0	0	0	0	0/0	39.6	0	0	0	0	0-1	



MINKAH ^S
FITZPATRICK

HEIGHT: 6-1
WEIGHT: 207
COLLEGE: Alabama
BORN: November 17, 1996

HOW ACQUIRED: TR '19 (MIA)
NFL EXPERIENCE: 7th year
BIRTHPLACE: Old Bridge, NJ



MINKAH FITZPATRICK'S NFL REGULAR SEASON DEFENSIVE STATISTICS

DATE	TEAM	GP	GS	TK	S	A	TACKLES				INTERCEPTIONS				O. FUMBS				ST				MISC				
							TFL	YDS	SK	YDS	QBH	NO	YDS	LG	TD	PD	FF	FR	TD	YDS	TK	S	A	FF	FR	S	A
2018	Dolphins	16	11	79	50	29	2	5	0.0	0.0	0	2	64	50t	1	9	0	0	0	0	1	1	0	0	0	0	
2019	Dolphins	2	2	11	7	4	0	0	0.0	0.0	0	0	0	0	0	0	1	1	0	0	1	1	0	0	0	0	
Went from Miami to Pittsburgh.																											
2019	Steelers	14	14	57	36	21	1	1	0.0	0.0	1	5	130	96t	1	9	1	2	1	79	0	0	0	0	0	0	0
2019	TOTAL	16	16	68	43	25	1	1	0.0	0.0	1	5	130	96t	1	9	2	3	1	79	1	1	0	0	0	0	0
2020	Steelers	16	16	79	60	19	1	1	0.0	0.0	0	4	77	37	1	11	1	1	0	-1	0	0	0	0	0	0	0
2021	Steelers	16	16	124	84	40	1	1	0.0	0.0	0	2	18	18	0	7	1	1	0	-1	0	0	0	0	0	0	0
2022	Steelers	15	15	96	56	40	1	4	0.0	0.0	1	6	94	34	1	11	0	0	0	0	0	0	0	0	0	0	0
2023	Steelers	10	10	64	43	21	1	1	0.0	0.0	0	0	0	0	0	3	0	0	0	0	0	0	0	0	0	0	0
2024	Steelers	17	17	96	62	34	1	3	0.0	0.0	0	1	25	25	0	4	1	0	0	0	0	0	0	0	0	0	0
NFL TOTALS		106	101	606	398	208	8	16	0.0	0.0	2	20	408	96t	4	54	5	5	1	77	2	2	0	0	0	0	0

MINKAH FITZPATRICK'S NFL POSTSEASON DEFENSIVE STATISTICS

TACKLES										INTERCEPTIONS						O. FUMBS				ST				MISC.			
DATE	TEAM	GP	GS	TK	S	A	TFL	YDS	SK	YDS	QBH	NO	YDS	LG	TD	PD	FF	FR	TD	YDS	TK	S	A	FF	FR	S	A
2020	Steelers	1	1	6	4	2	0	0	0.0	0.0	0	0	0	0	0	0	0	0	0	0	0	0	0	0	0	0	0
2021	Steelers	1	1	6	5	1	0	0	0.0	0.0	0	0	0	0	0	0	0	0	0	0	0	0	0	0	0	0	0
2023	Steelers	1	1	10	5	5	1	4	0.0	0.0	0	0	0	0	0	0	0	0	0	0	0	0	0	0	0	0	0
2024	Steelers	1	1	9	5	4	0	0	0.0	0.0	0	0	0	0	0	0	0	0	0	0	0	0	0	0	0	0	0
NFL TOTALS		4	4	31	19	12	1	4	0.0	0.0	0	0	0	0	0	0	0	0	0	0	0	0	0	0	0	0	0

SINGLE-GAME HIGHS: DEFENSIVE

- Total Tackles

14 at Cincinnati Bengals, Sep 11, 2022
14 vs. Tennessee Titans, Dec 19, 2021
12 vs. Tennessee Titans, Dec 19, 2021
10 at Cincinnati Bengals, Sep 11, 2022
- Passes Defensed

2 at Baltimore Ravens, Dec 21, 2024
2 vs. Cleveland Browns, Sep 18, 2023
...9 more at 2.
- Forced Fumbles

1 at Cleveland Browns, Nov 21, 2024
1 vs. Seattle Seahawks, Oct 17, 2021
...3 more at 1.
- Fumble Recoveries

1 vs. Tennessee Titans, Dec 19, 2021
1 at Dallas Cowboys, Nov 08, 2020
...3 more at 1.
- Tackles For Loss

1 at Philadelphia Eagles, Dec 15, 2024
1 vs. New England Patriots, Dec 07, 2023
...6 more at 1.
- Interceptions

2 at Jacksonville Jaguars, Nov 22, 2020
2 vs. Miami Dolphins, Oct 28, 2019
96 vs. Indianapolis Colts, Nov 03, 2019
50 at Minnesota Vikings, Dec 16, 2018
- Interception Return Yards

1 vs. Baltimore Ravens, Sep 08, 2019
1 vs. Detroit Lions, Oct 21, 2018
- Special Teams Tackles

43 vs. Los Angeles Rams, Nov 10, 2019
36 at Cincinnati Bengals, Nov 24, 2019
- Longest Opp Fumble Return

SINGLE-GAME HIGHS - POSTSEASON: DEFENSIVE

- Total Tackles

10 at Buffalo Bills, Jan 15, 2024
9 at Baltimore Ravens, Jan 11, 2025
6 at Kansas City Chiefs, Jan 16, 2022
6 vs. Cleveland Browns, Jan 10, 2021
- Solo Tackles

5 at Baltimore Ravens, Jan 11, 2025
5 at Buffalo Bills, Jan 15, 2024
5 at Kansas City Chiefs, Jan 16, 2022
4 vs. Cleveland Browns, Jan 10, 2021
- Tackles For Loss

1 at Buffalo Bills, Jan 15, 2024

2024 GAME-BY-GAME REGULAR-SEASON STATISTICS (STEELERS)

DATE	OPPONENT	P/S	TACKLES							INTERCEPTIONS				O. FUMB			ST				MISC		W/L	SCORE			
			TK	S	A	SK	YDS	TFL	YDS	QBH	NO	YDS	LG	TD	PD	FF	FR	TD	YDS	TK	S	A			FF	FR	S
09/08	at Falcons	S	7	6	1	0.0	0.0	0	0	0	0	0	0	0	0	0	0	0	0	0	0	0	0	0	0	W	18-10
09/15	at Broncos	S	7	5	2	0.0	0.0	0	0	0	0	0	0	0	0	0	0	0	0	0	0	0	0	0	0	W	13-6
09/22	Chargers	S	2	1	1	0.0	0.0	0	0	0	0	0	0	0	0	0	0	0	0	0	0	0	0	0	0	W	20-10
09/29	at Colts	S	9	6	3	0.0	0.0	0	0	0	0	0	0	0	0	0	0	0	0	0	0	0	0	0	0	L	24-27
10/06	Cowboys	S	10	8	2	0.0	0.0	0	0	0	0	0	0	1	0	0	0	0	0	0	0	0	0	0	0	L	17-20
10/13	at Raiders	S	4	3	1	0.0	0.0	0	0	0	0	0	0	0	0	0	0	0	0	0	0	0	0	0	0	W	32-13
10/20	Jets	S	4	4	0	0.0	0.0	0	0	0	0	0	0	0	0	0	0	0	0	0	0	0	0	0	0	W	37-15
10/28	Giants	S	4	1	3	0.0	0.0	0	0	0	0	0	0	1	0	0	0	0	0	0	0	0	0	0	0	W	26-18
11/10	at Commanders	S	4	4	0	0.0	0.0	0	0	0	0	0	0	0	0	0	0	0	0	0	0	0	0	0	0	W	28-27
11/17	Ravens	S	7	4	3	0.0	0.0	0	0	0	0	0	0	0	0	0	0	0	0	0	0	0	0	0	0	W	18-16
11/21	at Browns	S	3	3	0	0.0	0.0	0	0	0	0	0	0	0	0	1	0	0	0	0	0	0	0	0	0	L	19-24
12/01	at Bengals	S	6	4	2	0.0	0.0	0	0	0	0	0	0	0	0	0	0	0	0	0	0	0	0	0	0	W	44-38
12/08	Browns	S	5	1	4	0.0	0.0	0	0	0	0	0	0	0	0	0	0	0	0	0	0	0	0	0	0	W	27-14
12/15	at Eagles	S	8	2	6	0.0	0.0	1	3	0	0	0	0	0	0	0	0	0	0	0	0	0	0	0	0	L	13-27
12/21	at Ravens	S	6	2	4	0.0	0.0	0	0	0	1	25	25	0	2	0	0	0	0	0	0	0	0	0	0	L	17-34
12/25	Chiefs	S	7	6	1	0.0	0.0	0	0	0	0	0	0	0	0	0	0	0	0	0	0	0	0	0	0	L	10-29
01/04	Bengals	S	3	2	1	0.0	0.0	0	0	0	0	0	0	0	0	0	0	0	0	0	0	0	0	0	0	L	17-19
2024 TOTALS		17-17	96	62	34	0.0	0.0	1	3	0	1	25	25	0	4	1	0	0	0	0	0	0	0	0	0	10-7	

2023 GAME-BY-GAME REGULAR-SEASON STATISTICS (STEELERS)

DATE	OPPONENT	P/S	TACKLES							INTERCEPTIONS				O. FUMB			ST				MISC		W/L	SCORE			
			TK	S	A	SK	YDS	TFL	YDS	QBH	NO	YDS	LG	TD	PD	FF	FR	TD	YDS	TK	S	A			FF	FR	S
09/10	49ers	S	4	3	1	0.0	0.0	0	0	0	0	0	0	0	0	0	0	0	0	0	0	0	0	0	L	7-30	
09/18	Browns	S	6	5	1	0.0	0.0	0	0	0	0	0	0	2	0	0	0	0	0	0	0	0	0	0	W	26-22	
09/24	at Raiders	S	11	7	4	0.0	0.0	0	0	0	0	0	0	0	0	0	0	0	0	0	0	0	0	0	W	23-18	
10/01	at Texans	S	11	7	4	0.0	0.0	0	0	0	0	0	0	0	0	0	0	0	0	0	0	0	0	0	L	6-30	
10/08	Ravens	S	9	7	2	0.0	0.0	0	0	0	0	0	0	0	0	0	0	0	0	0	0	0	0	0	W	17-10	
10/22	at Rams	S	11	6	5	0.0	0.0	0	0	0	0	0	0	0	0	0	0	0	0	0	0	0	0	0	W	24-17	
10/29	Jaguars	S	2	2	0	0.0	0.0	0	0	0	0	0	0	0	0	0	0	0	0	0	0	0	0	0	L	10-20	
11/02	Titans									INACTIVE																W	20-16
11/12	Packers									ON INACTIVE LIST																W	23-19
11/19	at Browns									ON INACTIVE LIST																L	10-13
11/26	at Bengals									ON INACTIVE LIST																W	16-10
12/03	Cardinals	S	5	4	1	0.0	0.0	0	0	0	0	0	0	0	0	0	0	0	0	0	0	0	0	0	L	10-24	
12/07	Patriots	S	5	2	3	0.0	0.0	1	1	0	0	0	0	0	0	0	0	0	0	0	0	0	0	0	L	18-21	
12/16	at Colts	S	0	0	0	0.0	0.0	0	0	0	0	0	0	1	0	0	0	0	0	0	0	0	0	0	L	13-30	
12/23	Bengals									ON INACTIVE LIST																W	34-11
12/31	at Seahawks									ON INACTIVE LIST																W	30-23
01/06	at Ravens									ON INACTIVE LIST																W	17-10
2023 TOTALS		10-10	64	43	21	0.0	0.0	1	1	0	0	0	0	3	0	0	0	0	0	0	0	0	0	0	10-7		

2022 GAME-BY-GAME REGULAR-SEASON STATISTICS (STEELERS)

DATE	OPPONENT	P/S	TACKLES							INTERCEPTIONS					O. FUMB			ST				MISC		W/L	SCORE		
			TK	S	A	SK	YDS	TFL	YDS	QBH	NO	YDS	LG	TD	PD	FF	FR	TD	YDS	TK	S	A	FF			FR	S
09/11	at Bengals	S	14	10	4	0.0	0.0	0	0	0	1	31	31	1	1	0	0	0	0	0	0	0	0	0	0	W	23-20+
09/18	Patriots	S	6	2	4	0.0	0.0	0	0	0	1	13	13	0	1	0	0	0	0	0	0	0	0	0	0	L	14-17
09/22	at Browns	S	4	2	2	0.0	0.0	0	0	0	0	0	0	0	0	0	0	0	0	0	0	0	0	0	0	L	17-29
10/02	Jets	S	8	5	3	0.0	0.0	0	0	0	1	34	34	0	2	0	0	0	0	0	0	0	0	0	0	L	20-24
10/09	at Bills	S	1	0	1	0.0	0.0	0	0	1	0	0	0	0	0	0	0	0	0	0	0	0	0	0	0	L	3-38
10/16	Buccaneers		ON INACTIVE LIST																							W	20-18
10/23	at Dolphins	S	6	4	2	0.0	0.0	0	0	0	0	0	0	0	1	0	0	0	0	0	0	0	0	0	0	L	10-16
10/30	at Eagles	S	6	5	1	0.0	0.0	0	0	0	0	0	0	0	1	0	0	0	0	0	0	0	0	0	0	L	13-35
11/13	Saints		ON INACTIVE LIST																							W	20-10
11/20	Bengals	S	3	1	2	0.0	0.0	0	0	0	0	0	0	0	1	0	0	0	0	0	0	0	0	0	0	L	30-37
11/28	at Colts	S	7	5	2	0.0	0.0	0	0	0	0	0	0	0	0	0	0	0	0	0	0	0	0	0	0	W	24-17
12/04	at Falcons	S	7	5	2	0.0	0.0	1	4	0	1	16	16	0	1	0	0	0	0	0	0	0	0	0	0	W	19-16
12/11	Ravens	S	11	6	5	0.0	0.0	0	0	0	0	0	0	0	0	0	0	0	0	0	0	0	0	0	0	L	14-16
12/18	at Panthers	S	2	0	2	0.0	0.0	0	0	0	0	0	0	0	1	0	0	0	0	0	0	0	0	0	0	W	24-16
12/24	Raiders	S	2	2	0	0.0	0.0	0	0	0	1	0	0	0	1	0	0	0	0	0	0	0	0	0	0	W	13-10
01/01	at Ravens	S	9	4	5	0.0	0.0	0	0	0	1	0	0	0	1	0	0	0	0	0	0	0	0	0	0	W	16-13
01/08	Browns	S	10	5	5	0.0	0.0	0	0	0	0	0	0	0	0	0	0	0	0	0	0	0	0	0	0	W	28-14
2022 TOTALS		15-15	96	56	40	0.0	0.0	1	4	1	6	94	34	1	11	0	0	0	0	0	0	0	0	0	0	9-8	
+ - Overtime																											

+ - Overtime

[illegible]

DATE	OPPONENT	P/S	TACKLES							INTERCEPTIONS				O. FUMB				ST			MISC		W/L	SCORE		
			TK	S	A	SK	YDS	TFL	YDS	QBH	NO	YDS	LG	TD	PD	FF	FR	TD	YDS	TK	S	A			FF	FR
09/14	at Giants	S	2	2	0	0.0	0.0	0	0	0	0	0	0	0	0	0	0	0	0	0	0	0	0	0	W	26-16
09/20	Broncos	S	6	4	2	0.0	0.0	0	0	0	0	0	0	0	0	0	0	0	0	0	0	0	0	W	26-21	
09/27	Texans	S	5	5	0	0.0	0.0	0	0	0	0	0	0	0	0	0	0	0	0	0	0	0	0	W	28-21	
10/11	Eagles	S	4	3	1	0.0	0.0	0	0	0	0	0	0	0	0	0	0	0	0	0	0	0	0	W	38-29	
10/18	Browns	S	1	0	1	0.0	0.0	0	0	0	1	33	33	1	1	0	0	0	0	0	0	0	0	W	38-7	
10/25	at Titans	S	5	3	2	0.0	0.0	0	0	0	0	0	0	0	0	0	0	0	0	0	0	0	0	W	27-24	
11/01	at Ravens	S	7	4	3	0.0	0.0	0	0	0	0	0	0	1	1	0	0	0	0	0	0	0	0	W	28-24	
11/08	at Cowboys	S	6	5	1	0.0	0.0	0	0	0	1	7	7	2	0	1	0	-1	0	0	0	0	0	W	24-19	
11/15	Bengals	S	6	6	0	0.0	0.0	0	0	0	0	0	0	0	0	0	0	0	0	0	0	0	0	W	36-10	
11/22	at Jaguars	S	5	3	2	0.0	0.0	0	0	0	2	37	37	0	2	0	0	0	0	0	0	0	0	W	27-3	
12/02	Ravens	S	3	3	0	0.0	0.0	0	0	0	0	0	0	2	0	0	0	0	0	0	0	0	0	W	19-14	
12/07	Football Team	S	3	2	1	0.0	0.0	0	0	0	0	0	0	1	0	0	0	0	0	0	0	0	0	L	17-23	
12/13	at Bills	S	6	4	2	0.0	0.0	0	0	0	0	0	0	0	0	0	0	0	0	0	0	0	0	L	15-26	
12/21	at Bengals	S	7	6	1	0.0	0.0	1	0	0	0	0	0	0	0	0	0	0	0	0	0	0	0	L	17-27	
12/27	Colts	S	8	6	2	0.0	0.0	0	0	0	0	0	0	1	0	0	0	0	0	0	0	0	0	W	28-24	
01/03	at Browns	S	5	4	1	0.0	0.0	0	0	0	0	0	0	1	0	0	0	0	0	0	0	0	0	L	22-24	
2020 TOTALS			16-16	79	60	19.0	0.0	1	1	0	4	77	37	1	11	1	1	0	-1	0	0	0	0	0	12-4	

DATE	OPPONENT	P/S	TACKLES							INTERCEPTIONS				O. FUMB				ST				MISC		W/L	SCORE		
			TK	S	A	SK	YDS	TFL	YDS	QBH	NO	YDS	LG	TD	PD	FF	FR	TD	YDS	TK	S	A	FF			FR	TD
09/08	Ravens	S	5	3	2	0.0	0.0	0	0	0	0	0	0	0	0	0	0	1	1	0	0	0	0	0	L	10-59	
09/15	Patriots	S	6	4	2	0.0	0.0	0	0	0	0	0	0	0	1	1	0	0	0	0	0	0	0	0	L	0-43	
Went from Dolphins to Steelers.																											
09/22	at 49ers	S	5	4	1	0.0	0.0	0	0	1	14	14	0	1	0	0	0	0	0	0	0	0	0	0	L	20-24	
09/30	Bengals	S	4	2	2	0.0	0.0	0	0	0	1	14	0	0	0	0	0	0	0	0	0	0	0	0	W	27-3	
10/06	Ravens	S	7	6	1	0.0	0.0	0	0	0	0	0	0	1	0	0	0	0	0	0	0	0	0	0	L	23-26+	
10/13	at Chargers	S	5	5	0	0.0	0.0	0	0	0	0	0	0	1	0	0	0	0	0	0	0	0	0	0	W	24-17	
10/28	Dolphins	S	2	1	1	0.0	0.0	0	0	0	2	6	6	0	2	0	0	0	0	0	0	0	0	0	W	27-14	
11/03	Colts	S	7	4	3	0.0	0.0	0	0	0	1	96	96	1	0	0	0	0	0	0	0	0	0	0	W	26-24	
11/10	Rams	S	4	3	1	0.0	0.0	0	0	0	1	14	14	0	2	0	1	1	43	0	0	0	0	0	W	17-12	
11/14	at Browns	S	2	0	2	0.0	0.0	0	0	0	0	0	0	0	0	0	0	0	0	0	0	0	0	0	L	7-21	
11/24	at Bengals	S	6	1	5	0.0	0.0	0	0	0	0	0	0	0	0	0	36	0	0	0	0	0	0	0	W	16-10	
12/01	Browns	S	3	2	0	0.0	0.0	0	0	0	1	0	0	0	0	0	0	0	0	0	0	0	0	0	W	20-13	
12/08	at Cardinals	S	1	1	0	0.0	0.0	1	1	0	0	0	0	0	0	0	0	0	0	0	0	0	0	0	W	23-17	
12/15	Bills	S	2	2	0	0.0	0.0	0	0	0	0	0	0	0	0	0	0	0	0	0	0	0	0	0	L	10-17	
12/22	at Jets	S	5	2	3	0.0	0.0	0	0	0	0	0	0	0	0	0	0	0	0	0	0	0	0	0	L	10-16	
12/29	at Ravens	S	4	3	1	0.0	0.0	0	0	0	0	0	0	0	0	0	0	0	0	0	0	0	0	0	L	10-28	
2019 TOTALS			16-16		68	43	25	0.0	0.0	1	1	1	5	130	96T	1	9	2	3	1	79	1	1	0	0	0	8-8
+ - Overtime																											


[illegible]

2024 GAME-BY-GAME POSTSEASON STATISTICS (STEELERS)

			TACKLES								INTERCEPTIONS						O. FUMB				ST				MISC			
DATE	OPPONENT	P/S	TK	S	A	SK	YDS	TFL	YDS	QBH	NO	YDS	LG	TD	PD	FF	FR	TD	YDS	TK	S	A	FF	FR	S	A	W/L	SCORE
01/11	at Ravens	S	9	5	4	0.0	0.0	0	0	0	0	0	0	0	0	0	0	0	0	0	0	0	0	0	0	0	L	14-28
2024 TOTALS			1-1	9	5	4	0.0	0.0	0	0	0	0	0	0	0	0	0	0	0	0	0	0	0	0	0	0	0-1	

2023 GAME-BY-GAME POSTSEASON STATISTICS (STEELERS)

			TACKLES								INTERCEPTIONS						O. FUMB				ST				MISC			
DATE	OPPONENT	P/S	TK	S	A	SK	YDS	TFL	YDS	QBH	NO	YDS	LG	TD	PD	FF	FR	TD	YDS	TK	S	A	FF	FR	S	A	W/L	SCORE
01/15	at Bills	S	10	5	5	0.0	0.0	1	4	0	0	0	0	0	0	0	0	0	0	0	0	0	0	0	0	0	L	17-31
2023 TOTALS			1-1	10	5	5	0.0	0.0	1	4	0	0	0	0	0	0	0	0	0	0	0	0	0	0	0	0	0-1	



ZACH FRAZIER

HEIGHT: 6-3
WEIGHT: 310
COLLEGE: West Virginia
BORN: August 29, 2001



ZACH FRAZIER'S NFL REGULAR SEASON STATISTICS

DATE	TEAM	GP	GS
2024	Steelers	15	15
NFL TOTALS		15	15

ZACH FRAZIER'S NFL POSTSEASON STATISTICS

DATE	TEAM	GP	GS
2024	Steelers	1	1
NFL TOTALS		1	1

2024 GAME-BY-GAME REGULAR-SEASON STATISTICS (STEELERS)


DATE	OPPONENT	P/S	W/L	SCORE
09/08	at Falcons	S	W	18-10
09/15	at Broncos	S	W	13-6
09/22	Chargers	S	W	20-10
09/29	at Colts	S	L	24-27
10/06	Cowboys	S	L	17-20
10/13	at Raiders	S	W	32-13
10/20	Jets	ON INACTIVE LIST	W	37-15
10/28	Giants		W	26-18
11/10	at Commanders	S	W	28-27
11/17	Ravens	S	W	18-16
11/21	at Browns	S	L	19-24
12/01	at Bengals	S	W	44-38
12/08	Browns	S	W	27-14
12/15	at Eagles	S	L	13-27
12/21	at Ravens	S	L	17-34
12/25	Chiefs	S	L	10-29
01/04	Bengals	S	L	17-19
2024 TOTALS		15-15	10-7	

2024 GAME-BY-GAME POSTSEASON STATISTICS (STEELERS)

DATE	OPPONENT	P/S	W/L	SCORE
01/11	at Ravens	S	L	14-28
2024 TOTALS		1-1	0-1	

ZACH FRAZIER'S COLLEGE STATISTICS

DATE	TEAM	GP	GS
2020	West Virginia	9	9
2021	West Virginia	13	13
2022	West Virginia	12	12
2023	West Virginia	12	12
TOTALS		46	46



PAT^{TE}
FREIERMUTH

HEIGHT: 6-5
WEIGHT: 258
COLLEGE: Penn State
BORN: October 25, 1998

HOW ACQUIRED: D2 '21
NFL EXPERIENCE: 4th year
BIRTHPLACE: Merrimac, MA



PAT FREIERMUTH'S NFL REGULAR SEASON RUSHING/RECEIVING STATISTICS

DATE	TEAM	GP	GS	RECEIVING					RUSHING				
				NO.	YDS.	AVG.	LG	TD	NO.	YDS.	AVG.	LG	TD
2021	Steelers	16	9	60	497	8.3	24	7	0	0	0.0	0	0
2022	Steelers	16	8	63	732	11.6	57	2	0	0	0.0	0	0
2023	Steelers	12	9	32	308	9.6	29	2	0	0	0.0	0	0
2024	Steelers	17	11	65	653	10.0	30	7	0	0	0.0	0	0
NFL TOTALS		61	37	220	2,190	10.0	57	18	0	0	0.0	0	0

PAT FREIERMUTH'S NFL POSTSEASON RUSHING/RECEIVING STATISTICS

DATE	TEAM	GP	GS	RECEIVING					RUSHING				
				NO.	YDS.	AVG.	LG	TD	NO.	YDS.	AVG.	LG	TD
2021	Steelers	1	1	4	25	6.3	9	0	0	0	0.0	0	0
2023	Steelers	1	0	5	76	15.2	33	0	0	0	0.0	0	0
2024	Steelers	1	1	3	15	5.0	9	0	0	0	0.0	0	0
NFL TOTALS		3	2	12	116	9.7	33	0	0	0	0.0	0	0

PAT FREIERMUTH'S NFL REGULAR SEASON RETURN STATISTICS

DATE	TEAM	RET.	KICKOFF RETURNS					PUNT RETURNS				
			YDS.	AVG.	LG	TD	NO.	FC	YDS.	AVG.	LG	TD
2021	Steelers	0	0	0.0	0	0	0	0	0	0.0	0	0
2022	Steelers	0	0	0.0	0	0	0	0	0	0.0	0	0
2023	Steelers	0	0	0.0	0	0	0	0	0	0.0	0	0
2024	Steelers	0	0	0.0	0	0	0	0	0	0.0	0	0
NFL TOTALS		0	0	0.0	0	0	0	0	0	0.0	0	0

PAT FREIERMUTH'S NFL POSTSEASON RETURN STATISTICS

DATE	TEAM	RET.	KICKOFF RETURNS					PUNT RETURNS				
			YDS.	AVG.	LG	TD	NO.	FC	YDS.	AVG.	LG	TD
2021	Steelers	0	0	0.0	0	0	0	0	0	0.0	0	0
2023	Steelers	0	0	0.0	0	0	0	0	0	0.0	0	0
2024	Steelers	0	0	0.0	0	0	0	0	0	0.0	0	0
NFL TOTALS		0	0	0.0	0	0	0	0	0	0.0	0	0

SINGLE-GAME HIGHS: RECEIVING

Receptions	9 at Cincinnati Bengals, Nov 26, 2023	Receiving TDs	2 vs. Chicago Bears, Nov 08, 2021
	8 vs. Cincinnati Bengals, Jan 04, 2025		1 vs. Cincinnati Bengals, Jan 04, 2025
	...2 more at 8.		...15 more at 1.
Receiving Yards	120 at Cincinnati Bengals, Nov 26, 2023	All-Purpose Yards	120 at Cincinnati Bengals, Nov 26, 2023
	85 vs. Cincinnati Bengals, Jan 04, 2025		85 vs. Cincinnati Bengals, Jan 04, 2025
	...1 more at 85.		...1 more at 85.
Receiving Average	25.3 at Atlanta Falcons, Dec 04, 2022	Most TDs	2 vs. Chicago Bears, Nov 08, 2021
	16.0 vs. Cleveland Browns, Dec 08, 2024		1 vs. Cincinnati Bengals, Jan 04, 2025
	57 at Atlanta Falcons, Dec 04, 2022		...15 more at 1.
Longest Receptions	31 at Cincinnati Bengals, Sep 11, 2022	Miscellaneous Tackles	1 vs. Cleveland Browns, Sep 18, 2023
			1 vs. San Francisco 49ers, Sep 10, 2023
			...2 more at 1.

SINGLE-GAME HIGHS - POSTSEASON: RECEIVING

Receptions	5 at Buffalo Bills, Jan 15, 2024	Longest Receptions	33 at Buffalo Bills, Jan 15, 2024
	4 at Kansas City Chiefs, Jan 16, 2022		15 at Buffalo Bills, Jan 15, 2024
	3 at Baltimore Ravens, Jan 11, 2025		12 at Buffalo Bills, Jan 15, 2024
Receiving Yards	76 at Buffalo Bills, Jan 15, 2024	All-Purpose Yards	9 at Baltimore Ravens, Jan 11, 2025
	25 at Kansas City Chiefs, Jan 16, 2022		9 at Buffalo Bills, Jan 15, 2024
	15 at Baltimore Ravens, Jan 11, 2025		...1 more at 9.
Receiving Average	15.2 at Buffalo Bills, Jan 15, 2024		76 at Buffalo Bills, Jan 15, 2024
	6.3 at Kansas City Chiefs, Jan 16, 2022		25 at Kansas City Chiefs, Jan 16, 2022
	5.0 at Baltimore Ravens, Jan 11, 2025		15 at Baltimore Ravens, Jan 11, 2025

100-YARD RECEIVING GAMES (1): REGULAR SEASON

DATE	TEAM	NO.	YDS.	AVG.	LG	TD
11/26/23	at Bengals	9	120	13.3	29	0

2024 GAME-BY-GAME REGULAR-SEASON STATISTICS (STEELERS)

DATE	OPPONENT	P/S	RECEIVING					RUSHING					W/L	SCORE
			NO.	YDS.	AVG.	LG	TD	NO.	YDS.	AVG.	LG	TD		
09/08	at Falcons	P	4	27	6.8	10	0	0	0	0.0	0	0	W	18-10
09/15	at Broncos	P	4	39	9.8	14	0	0	0	0.0	0	0	W	13-6
09/22	Chargers	S	4	33	8.3	15	0	0	0	0.0	0	0	W	20-10
09/29	at Colts	S	5	57	11.4	29	1	0	0	0.0	0	0	L	24-27
10/06	Cowboys	S	3	22	7.3	19	1	0	0	0.0	0	0	L	17-20
10/13	at Raiders	S	2	16	8.0	8	0	0	0	0.0	0	0	W	32-13
10/20	Jets	S	2	51	25.5	30	0	0	0	0.0	0	0	W	37-15
10/28	Giants	S	2	19	9.5	11	0	0	0	0.0	0	0	W	26-18
11/10	at Commanders	P	3	17	5.7	8	1	0	0	0.0	0	0	W	28-27
11/17	Ravens	P	2	14	7.0	9	0	0	0	0.0	0	0	W	18-16
11/21	at Browns	P	4	59	14.8	22	0	0	0	0.0	0	0	L	19-24
12/01	at Bengals	S	6	68	11.3	25t	1	0	0	0.0	0	0	W	44-38
12/08	Browns	S	3	48	16.0	21	1	0	0	0.0	0	0	W	27-14
12/15	at Eagles	P	3	22	7.3	12	1	0	0	0.0	0	0	L	13-27
12/21	at Ravens	S	3	16	5.3	7	0	0	0	0.0	0	0	L	17-34
12/25	Chiefs	S	7	60	8.6	15	0	0	0	0.0	0	0	L	10-29
01/04	Bengals	S	8	85	10.6	19t	1	0	0	0.0	0	0	L	17-19
2024 TOTALS		17-11	65	653	10.0	30	7	0	0	0.0	0	0	10-7	

2023 GAME-BY-GAME REGULAR-SEASON STATISTICS (STEELERS)

DATE	OPPONENT	P/S	RECEIVING					RUSHING					W/L	SCORE
			NO.	YDS.	AVG.	LG	TD	NO.	YDS.	AVG.	LG	TD		
09/10	49ers	S	1	3	3.0	3t	1	0	0	0.0	0	0	L	7-30
09/18	Browns	S	1	2	2.0	2	0	0	0	0.0	0	0	W	26-22
09/24	at Raiders	S	3	41	13.7	14	1	0	0	0.0	0	0	W	23-18
10/01	at Texans	S	3	7	2.3	9	0	0	0	0.0	0	0	L	6-30
10/08	Ravens							ON INACTIVE LIST					W	17-10
10/22	at Rams							INJURED RESERVE					W	24-17
10/29	Jaguars							INJURED RESERVE					L	10-20
11/02	Titans							INJURED RESERVE					W	20-16
11/12	Packers							INJURED RESERVE					W	23-19
11/19	at Browns	S	1	7	7.0	7	0	0	0	0.0	0	0	L	10-13
11/26	at Bengals	S	9	120	13.3	29	0	0	0	0.0	0	0	W	16-10
12/03	Cardinals	S	3	29	9.7	12	0	0	0	0.0	0	0	L	10-24
12/07	Patriots	P	3	18	6.0	7	0	0	0	0.0	0	0	L	18-21
12/16	at Colts	P	3	16	5.3	6	0	0	0	0.0	0	0	L	13-30
12/23	Bengals	S	0	0	0.0	0	0	0	0	0.0	0	0	W	34-11
12/31	at Seahawks	S	3	44	14.7	25	0	0	0	0.0	0	0	W	30-23
01/06	at Ravens	P	2	21	10.5	13	0	0	0	0.0	0	0	W	17-10
2023 TOTALS		12-9	32	308	9.6	29	2	0	0	0.0	0	0	10-7	

2022 GAME-BY-GAME REGULAR-SEASON STATISTICS (STEELERS)

DATE	OPPONENT	P/S	RECEIVING					RUSHING					W/L	SCORE
			NO.	YDS.	AVG.	LG	TD	NO.	YDS.	AVG.	LG	TD		
09/11	at Bengals	S	5	75	15.0	31	0	0	0	0.0	0	0	W	23-20+
09/18	Patriots	S	4	22	5.5	8t	1	0	0	0.0	0	0	L	14-17
09/22	at Browns	S	2	41	20.5	26	0	0	0	0.0	0	0	L	17-29
10/02	Jets	S	7	85	12.1	24	0	0	0	0.0	0	0	L	20-24
10/09	at Bills	P	2	12	6.0	8	0	0	0	0.0	0	0	L	3-38
10/16	Buccaneers							ON INACTIVE LIST					W	20-18
10/23	at Dolphins	P	8	75	9.4	21	0	0	0	0.0	0	0	L	10-16
10/30	at Eagles	P	4	57	14.3	21	0	0	0	0.0	0	0	L	13-35
11/13	Saints	S	4	36	9.0	12	0	0	0	0.0	0	0	W	20-10
11/20	Bengals	P	8	79	9.9	27	0	0	0	0.0	0	0	L	30-37
11/28	at Colts	P	3	39	13.0	17	0	0	0	0.0	0	0	W	24-17
12/04	at Falcons	S	3	76	25.3	57	0	0	0	0.0	0	0	W	19-16
12/11	Ravens	S	3	33	11.0	14	1	0	0	0.0	0	0	L	14-16
12/18	at Panthers	P	0	0	0.0	0	0	0	0	0.0	0	0	W	24-16
12/24	Raiders	S	7	66	9.4	17	0	0	0	0.0	0	0	W	13-10
01/01	at Ravens	P	3	36	12.0	20	0	0	0	0.0	0	0	W	16-13
01/08	Browns	P	0	0	0.0	0	0	0	0	0.0	0	0	W	28-14
2022 TOTALS		16-8	63	732	11.6	57	2	0	0	0.0	0	0	9-8	

+ - Overtime

2021 GAME-BY-GAME REGULAR-SEASON STATISTICS (STEELERS)

			RECEIVING					RUSHING					W/L/T	SCORE
DATE	OPPONENT	P/S	NO.	YDS.	AVG.	LG	TD	NO.	YDS.	AVG.	LG	TD		
09/12	at Bills	S	1	24	24.0	24	0	0	0	0.0	0	0	W	23-16
09/19	Raiders	S	4	36	9.0	14	0	0	0	0.0	0	0	L	17-26
09/26	Bengals	P	3	22	7.3	15	1	0	0	0.0	0	0	L	10-24
10/03	at Packers	S	1	11	11.0	11	0	0	0	0.0	0	0	L	17-27
10/10	Broncos	P	2	7	3.5	4	0	0	0	0.0	0	0	W	27-19
10/17	Seahawks	P	7	58	8.3	12	0	0	0	0.0	0	0	W	23-20+
10/31	at Browns	P	4	44	11.0	22	1	0	0	0.0	0	0	W	15-10
11/08	Bears	S	5	43	8.6	13	2	0	0	0.0	0	0	W	29-27
11/14	Lions	S	5	31	6.2	10	0	0	0	0.0	0	0	T	16-16
11/21	at Chargers	S	4	11	2.8	5t	1	0	0	0.0	0	0	L	37-41
11/28	at Bengals	S	4	40	10.0	15t	1	0	0	0.0	0	0	L	10-41
12/05	Ravens	S	3	26	8.7	17	0	0	0	0.0	0	0	W	20-19
12/09	at Vikings	P	2	32	16.0	17	1	0	0	0.0	0	0	L	28-36
12/19	Titans	S	4	37	9.3	14	0	0	0	0.0	0	0	W	19-13
12/26	at Chiefs							ON INACTIVE LIST					L	10-36
01/03	Browns	P	5	22	4.4	12	0	0	0	0.0	0	0	W	26-14
01/09	at Ravens	P	6	53	8.8	14	0	0	0	0.0	0	0	W	16-13+
2021 TOTALS		16-9	60	497	8.3	24	7	0	0	0.0	0	0	9-7-1	
+ - Overtime														

2024 GAME-BY-GAME POSTSEASON STATISTICS (STEELERS)

			RECEIVING					RUSHING					W/L	SCORE
DATE	OPPONENT	P/S	NO.	YDS.	AVG.	LG	TD	NO.	YDS.	AVG.	LG	TD		
01/11	at Ravens	S	3	15	5.0	9	0	0	0	0.0	0	0	L	14-28
2024 TOTALS		1-1	3	15	5.0	9	0	0	0	0.0	0	0	0-1	

2023 GAME-BY-GAME POSTSEASON STATISTICS (STEELERS)

			RECEIVING					RUSHING					W/L	SCORE
DATE	OPPONENT	P/S	NO.	YDS.	AVG.	LG	TD	NO.	YDS.	AVG.	LG	TD		
01/15	at Bills	P	5	76	15.2	33	0	0	0	0.0	0	0	L	17-31
2023 TOTALS		1-0	5	76	15.2	33	0	0	0	0.0	0	0	0-1	



NAJEE^{RB}
HARRIS

HEIGHT: 6-1
WEIGHT: 242
COLLEGE: Alabama
BORN: March 9, 1998

HOW ACQUIRED: D1 '21
NFL EXPERIENCE: 4th year
BIRTHPLACE: Antioch, CA



NAJEE HARRIS' NFL REGULAR SEASON RUSHING/RECEIVING STATISTICS

DATE	TEAM	GP	GS	RUSHING					RECEIVING				
				NO.	YDS.	AVG.	LG	TD	NO.	YDS.	AVG.	LG	TD
2021	Steelers	17	17	307	1,200	3.9	371	7	74	467	6.3	251	3
2022	Steelers	17	17	272	1,034	3.8	36	7	41	229	5.6	19	3
2023	Steelers	17	17	255	1,035	4.1	25	8	29	170	5.9	32	0
2024	Steelers	17	17	263	1,043	4.0	361	6	36	283	7.9	32	0
NFL TOTALS		68	68	1,097	4,312	3.9	371	28	180	1,149	6.4	32	6

NAJEE HARRIS' NFL POSTSEASON RUSHING/RECEIVING STATISTICS

DATE	TEAM	GP	GS	RUSHING					RECEIVING				
				NO.	YDS.	AVG.	LG	TD	NO.	YDS.	AVG.	LG	TD
2021	Steelers	1	1	12	29	2.4	8	0	2	-1	-0.5	0	0
2023	Steelers	1	1	12	37	3.1	11	0	2	15	7.5	10	0
2024	Steelers	1	1	6	17	2.8	5	0	3	41	13.7	21	0
NFL TOTALS		3	3	30	83	2.8	11	0	7	55	7.9	21	0

NAJEE HARRIS' NFL REGULAR SEASON RETURN STATISTICS

DATE	TEAM	RET.	KICKOFF RETURNS					PUNT RETURNS				
			YDS.	AVG.	LG	TD	NO.	FC	YDS.	AVG.	LG	TD
2021	Steelers	0	0	0.0	0	0	0	0	0	0.0	0	0
2022	Steelers	0	0	0.0	0	0	0	0	0	0.0	0	0
2023	Steelers	0	0	0.0	0	0	0	0	0	0.0	0	0
2024	Steelers	0	0	0.0	0	0	0	0	0	0.0	0	0
NFL TOTALS		0	0	0.0	0	0	0	0	0	0.0	0	0

NAJEE HARRIS' NFL POSTSEASON RETURN STATISTICS

DATE	TEAM	RET.	KICKOFF RETURNS					PUNT RETURNS				
			YDS.	AVG.	LG	TD	NO.	FC	YDS.	AVG.	LG	TD
2021	Steelers	0	0	0.0	0	0	0	0	0	0.0	0	0
2023	Steelers	0	0	0.0	0	0	0	0	0	0.0	0	0
2024	Steelers	0	0	0.0	0	0	0	0	0	0.0	0	0
NFL TOTALS		0	0	0.0	0	0	0	0	0	0.0	0	0

SINGLE-GAME HIGHS: RUSHING/RECEIVING

Rush Attempts	28 vs. Cleveland Browns, Jan 03, 2022 27 at Seattle Seahawks, Dec 31, 2023	Receiving Average	18.0 at Indianapolis Colts, Sep 29, 2024 9.7 at Cleveland Browns, Oct 31, 2021
Rushing Yards	188 vs. Cleveland Browns, Jan 03, 2022 122 at Seattle Seahawks, Dec 31, 2023 ...1 more at 122.	Longest Receptions	32 at Indianapolis Colts, Sep 29, 2024 32 at Houston Texans, Oct 01, 2023 1 at Baltimore Ravens, Jan 01, 2023 1 vs. Tampa Bay Buccaneers, Oct 16, 2022 ...4 more at 1.
Rushing Average	7.6 at Las Vegas Raiders, Oct 13, 2024 6.7 vs. Cleveland Browns, Jan 03, 2022	Receiving TDs	206 vs. Cleveland Browns, Jan 03, 2022 142 vs. Denver Broncos, Oct 10, 2021 ...1 more at 142.
Longest Runs	371 vs. Cleveland Browns, Jan 03, 2022 361 at Las Vegas Raiders, Oct 13, 2024 ...1 more at 36.	All-Purpose Yards	2 at Seattle Seahawks, Dec 31, 2023 2 vs. Cincinnati Bengals, Nov 20, 2022 ...1 more at 2.
Rushing TDs	2 at Seattle Seahawks, Dec 31, 2023 2 vs. Cincinnati Bengals, Nov 20, 2022	Most TDs	1 vs. Las Vegas Raiders, Dec 24, 2022 1 vs. New York Jets, Oct 02, 2022 ...3 more at 1.
Receptions	14 vs. Cincinnati Bengals, Sep 26, 2021 6 at Cincinnati Bengals, Oct 13, 2024 ...4 more at 6.	Miscellaneous Tackles	206 vs. Cleveland Browns, Jan 03, 2022 142 vs. Denver Broncos, Oct 10, 2021 ...1 more at 142.
Receiving Yards	102 vs. Cincinnati Bengals, Sep 26, 2021 54 at Cincinnati Bengals, Dec 01, 2024 ...1 more at 54.	Scrimmage Yards	

SINGLE-GAME HIGHS - POSTSEASON: RUSHING/RECEIVING

Rush Attempts	12 at Buffalo Bills, Jan 15, 2024	Receiving Yards	41 at Baltimore Ravens, Jan 11, 2025
	12 at Kansas City Chiefs, Jan 16, 2022		15 at Buffalo Bills, Jan 15, 2024
	6 at Baltimore Ravens, Jan 11, 2025		13.7 at Baltimore Ravens, Jan 11, 2025
Rushing Yards	37 at Buffalo Bills, Jan 15, 2024	Longest Receptions	21 at Baltimore Ravens, Jan 11, 2025
	29 at Kansas City Chiefs, Jan 16, 2022		11 at Baltimore Ravens, Jan 11, 2025
	17 at Baltimore Ravens, Jan 11, 2025		10 at Buffalo Bills, Jan 15, 2024
Rushing Average	3.1 at Buffalo Bills, Jan 15, 2024	All-Purpose Yards	9 at Baltimore Ravens, Jan 11, 2025
	2.4 at Kansas City Chiefs, Jan 16, 2022		5 at Buffalo Bills, Jan 15, 2024
	11 at Buffalo Bills, Jan 15, 2024		58 at Baltimore Ravens, Jan 11, 2025
Longest Runs	9 at Buffalo Bills, Jan 15, 2024	Scrimmage Yards	52 at Buffalo Bills, Jan 15, 2024
	8 at Kansas City Chiefs, Jan 16, 2022		28 at Kansas City Chiefs, Jan 16, 2022
	5 at Baltimore Ravens, Jan 11, 2025		58 at Baltimore Ravens, Jan 11, 2025
Receptions	4 at Baltimore Ravens, Jan 11, 2025		52 at Buffalo Bills, Jan 15, 2024
	2 at Buffalo Bills, Jan 15, 2024		28 at Kansas City Chiefs, Jan 16, 2022
	2 at Kansas City Chiefs, Jan 16, 2022		

100-YARD RECEIVING GAMES (1): REGULAR SEASON

DATE	TEAM	NO.	YDS.	AVG.	LG	TD
09/26/21	BENGALS	14	102	7.3	21	0

100-YARD RUSHING GAMES (9): REGULAR SEASON

DATE	TEAM	ATT.	YDS.	AVG.	LG	TD
10/10/21	BRONCOS	23	122	5.3	20	1
11/14/21	LIIONS	26	105	4.0	12	0
01/03/22	BROWNS	28	188	6.7	37t	1
01/01/23	at Ravens	22	111	5.0	15	0
12/31/23	at Seahawks	27	122	4.5	23	2
01/06/24	at Ravens	26	112	4.3	15	1
10/13/24	at Raiders	14	106	7.6	36t	1
10/20/24	JETS	21	102	4.9	34	1
10/28/24	GIANTS	19	114	6.0	26	0

2024 GAME-BY-GAME REGULAR-SEASON STATISTICS (STEELERS)

DATE	OPPONENT	P/S	RUSHING					RECEIVING					W/L	SCORE
			NO.	YDS.	AVG.	LG	TD	NO.	YDS.	AVG.	LG	TD		
09/08	at Falcons	S	20	70	3.5	20	0	1	9	9.0	9	0	W	18-10
09/15	at Broncos	S	17	69	4.1	11	0	1	5	5.0	5	0	W	13-6
09/22	Chargers	S	18	70	3.9	21	0	5	16	3.2	8	0	W	20-10
09/29	at Colts	S	13	19	1.5	5	0	3	54	18.0	32	0	L	24-27
10/06	Cowboys	S	14	42	3.0	6	0	2	35	17.5	20	0	L	17-20
10/13	at Raiders	S	14	106	7.6	36t	1	2	16	8.0	11	0	W	32-13
10/20	Jets	S	21	102	4.9	34	1	0	0	0.0	0	0	W	37-15
10/28	Giants	S	19	114	6.0	26	0	3	17	5.7	13	0	W	26-18
11/10	at Commanders	S	21	53	2.5	11	1	0	0	0.0	0	0	W	28-27
11/17	Ravens	S	18	63	3.5	13	0	4	30	7.5	20	0	W	18-16
11/21	at Browns	S	16	41	2.6	11	0	2	13	6.5	10	0	L	19-24
12/01	at Bengals	S	16	75	4.7	20	1	6	54	9.0	25	0	W	44-38
12/08	Browns	S	16	53	3.3	20	1	0	0	0.0	0	0	W	27-14
12/15	at Eagles	S	6	14	2.3	7	0	1	7	7.0	7	0	L	13-27
12/21	at Ravens	S	9	42	4.7	11	0	0	0	0.0	0	0	L	17-34
12/25	Chiefs	S	13	74	5.7	20	0	2	7	3.5	5	0	L	10-29
01/04	Bengals	S	12	36	3.0	11	1	4	20	5.0	12	0	L	17-19
2024 TOTALS			17-17	263	1,043	4.0	36T	6	36	283	7.9	32	0	10-7

2023 GAME-BY-GAME REGULAR-SEASON STATISTICS (STEELERS)

			RUSHING					RECEIVING					W/L	SCORE
DATE	OPPONENT	P/S	NO.	YDS.	AVG.	LG	TD	NO.	YDS.	AVG.	LG	TD		
09/10	49ers	S	6	31	5.2	24	0	2	2	1.0	4	0	L	7-30
09/18	Browns	S	10	43	4.3	21	0	1	0	0.0	0	0	W	26-22
09/24	at Raiders	S	19	65	3.4	17	0	0	0	0.0	0	0	W	23-18
10/01	at Texans	S	14	71	5.1	23	0	1	32	32.0	32	0	L	6-30
10/08	Ravens	S	14	37	2.6	8	0	1	3	3.0	3	0	W	17-10
10/22	at Rams	S	14	53	3.8	10	1	3	15	5.0	8	0	W	24-17
10/29	Jaguars	S	7	13	1.9	3	0	5	42	8.4	13	0	L	10-20
11/02	Titans	S	16	69	4.3	25	1	2	7	3.5	4	0	W	20-16
11/12	Packers	S	16	82	5.1	24	1	3	14	4.7	8	0	W	23-19
11/19	at Browns	S	12	35	2.9	17	0	1	1	1.0	1	0	L	10-13
11/26	at Bengals	S	15	99	6.6	22	1	0	0	0.0	0	0	W	16-10
12/03	Cardinals	S	16	63	3.9	11	0	2	14	7.0	10	0	L	10-24
12/07	Patriots	S	12	29	2.4	7	0	3	19	6.3	14	0	L	18-21
12/16	at Colts	S	12	33	2.8	15	0	0	0	0.0	0	0	L	13-30
12/23	Bengals	S	19	78	4.1	13	1	0	0	0.0	0	0	W	34-11
12/31	at Seahawks	S	27	122	4.5	23	2	0	0	0.0	0	0	W	30-23
01/06	at Ravens	S	26	112	4.3	15	1	5	21	4.2	7	0	W	17-10
2023 TOTALS			17-17	255	1,035	4.1	25	8	29	170	5.9	32	0	10-7

2022 GAME-BY-GAME REGULAR-SEASON STATISTICS (STEELERS)

			RUSHING					RECEIVING					W/L	SCORE
DATE	OPPONENT	P/S	NO.	YDS.	AVG.	LG	TD	NO.	YDS.	AVG.	LG	TD		
09/11	at Bengals	S	10	23	2.3	11	0	2	3	1.5	2	1	W	23-20+
09/18	Patriots	S	15	49	3.3	8	0	5	40	8.0	14	0	L	14-17
09/22	at Browns	S	15	56	3.7	10	1	3	5	1.7	9	0	L	17-29
10/02	Jets	S	18	74	4.1	16	0	0	0	0.0	0	0	L	20-24
10/09	at Bills	S	11	20	1.8	6	0	3	16	5.3	9	0	L	3-38
10/16	Buccaneers	S	14	42	3.0	14	0	2	7	3.5	6t	1	W	20-18
10/23	at Dolphins	S	17	65	3.8	16	0	3	15	5.0	12	0	L	10-16
10/30	at Eagles	S	8	32	4.0	18	0	6	26	4.3	9	0	L	13-35
11/13	Saints	S	20	99	5.0	36	0	0	0	0.0	0	0	W	20-10
11/20	Bengals	S	20	90	4.5	19t	2	4	26	6.5	12	0	L	30-37
11/28	at Colts	S	10	35	3.5	8	1	1	4	4.0	4	0	W	24-17
12/04	at Falcons	S	17	86	5.1	14	0	1	6	6.0	6	0	W	19-16
12/11	Ravens	S	12	33	2.8	8	1	2	17	8.5	10	0	L	14-16
12/18	at Panthers	S	24	86	3.6	10	1	0	0	0.0	0	0	W	24-16
12/24	Raiders	S	16	53	3.3	14	0	6	42	7.0	19	0	W	13-10
01/01	at Ravens	S	22	111	5.0	15	0	2	12	6.0	10t	1	W	16-13
01/08	Browns	S	23	80	3.5	11	1	1	10	10.0	10	0	W	28-14
2022 TOTALS			17-17	272	1,034	3.8	36	7	41	229	5.6	19	3	9-8

+ - Overtime

2021 GAME-BY-GAME REGULAR-SEASON STATISTICS (STEELERS)

			RUSHING					RECEIVING					W/L/T	SCORE
DATE	OPPONENT	P/S	NO.	YDS.	AVG.	LG	TD	NO.	YDS.	AVG.	LG	TD		
09/12	at Bills	S	16	45	2.8	18	0	1	4	4.0	4	0	W	23-16
09/19	Raiders	S	10	38	3.8	14	0	5	43	8.6	25t	1	L	17-26
09/26	Bengals	S	14	40	2.9	20	0	14	102	7.3	21	0	L	10-24
10/03	at Packers	S	15	62	4.1	11	1	6	29	4.8	9	0	L	17-27
10/10	Broncos	S	23	122	5.3	20	1	2	20	10.0	14	0	W	27-19
10/17	Seahawks	S	24	81	3.4	10	0	6	46	7.7	12	1	W	23-20+
10/31	at Browns	S	26	91	3.5	11	1	3	29	9.7	20	0	W	15-10
11/08	Bears	S	22	62	2.8	13	1	3	16	5.3	9	0	W	29-27
11/14	Lions	S	26	105	4.0	12	0	4	28	7.0	10	0	T	16-16
11/21	at Chargers	S	12	39	3.3	12	1	5	20	4.0	7	0	L	37-41
11/28	at Bengals	S	8	23	2.9	5	0	3	14	4.7	12	0	L	10-41
12/05	Ravens	S	21	71	3.4	13	0	5	36	7.2	18	0	W	20-19
12/09	at Vikings	S	20	94	4.7	23	1	3	10	3.3	6	1	L	28-36
12/19	Titans	S	12	18	1.5	7	0	2	8	4.0	5	0	W	19-13
12/26	at Chiefs	S	19	93	4.9	21	0	5	17	3.4	6	0	L	10-36
01/03	Browns	S	28	188	6.7	37t	1	3	18	6.0	13	0	W	26-14
01/09	at Ravens	S	11	28	2.5	15	0	4	27	6.8	11	0	W	16-13+
2021 TOTALS			17-17	307	1,200	3.9	37T	7	74	467	6.3	25T	3	9-7-1

+ - Overtime

2024 GAME-BY-GAME POSTSEASON STATISTICS (STEELERS)

			RUSHING					RECEIVING					W/L	SCORE
DATE	OPPONENT	P/S	NO.	YDS.	AVG.	LG	TD	NO.	YDS.	AVG.	LG	TD		
01/11	at Ravens	S	6	17	2.8	5	0	3	41	13.7	21	0	L	14-28
2024 TOTALS			1-1	6	17	2.8	5	0	3	41	13.7	21	0	0-1

2023 GAME-BY-GAME POSTSEASON STATISTICS (STEELERS)

			RUSHING					RECEIVING						
DATE	OPPONENT	P/S	NO.	YDS.	AVG.	LG	TD	NO.	YDS.	AVG.	LG	TD	W/L	SCORE
01/15	at Bills	S	12	37	3.1	11	0	2	15	7.5	10	0	L	17-31
2023 TOTALS		1-1	12	37	3.1	11	0	2	15	7.5	10	0	0-1	



NICK^{LB}
HERBIG

HEIGHT: 6-2
WEIGHT: 240
COLLEGE: Wisconsin
BORN: November 21, 2001

HOW ACQUIRED: D4'23
NFL EXPERIENCE: 2nd year
BIRTHPLACE: Kauai, HI



NICK HERBIG'S NFL REGULAR SEASON DEFENSIVE STATISTICS

DATE	TEAM	GP	TACKLES										INTERCEPTIONS					O. FUMB					ST				MISC	
			GS	TK	S	A	TFL	YDS	SK	YDS	QBH	NO	YDS	LG	TD	PD	FF	FR	TD	YDS	TK	S	A	FF	FR	S	A	
2023	Steelers	17	0	22	15	7	5	18	3.0	24.0	3	0	0	0	0	2	1	0	0	5	4	1	0	0	0	0	0	
2024	Steelers	13	5	22	13	9	5	41	5.5	41.5	11	0	0	0	0	4	1	0	0	0	0	0	0	1	0	0	0	
NFL TOTALS		30	5	44	28	16	10	59	8.5	65.5	14	0	0	0	0	6	2	0	0	5	4	1	0	1	0	0	0	

NICK HERBIG'S NFL POSTSEASON DEFENSIVE STATISTICS

DATE	TEAM	GP	GS	TACKLES							INTERCEPTIONS							O. FUMB					ST					MISC	
				TK	S	A	TFL	YDS	SK	YDS	QBH	NO	YDS	LG	TD	PD	FF	FR	TD	YDS	TK	S	A	FF	FR	S	A	S	A
2023	Steelers	1	0	0	0	0	0	0	0.0	0.0	0	0	0	0	0	0	0	0	0	0	1	1	0	0	0	0	0	0	0
2024	Steelers	1	0	0	0	0	0	0	0.0	0.0	0	0	0	0	0	0	0	0	0	0	0	0	0	0	0	0	0	0	0
NFL TOTALS		2	0	0	0	0	0	0	0.0	0.0	0	0	0	0	0	0	0	0	0	0	1	1	0	0	0	0	0	0	0

SINGLE-GAME HIGHS: DEFENSIVE

Total Tackles	6 vs. New England Patriots, Dec 07, 2023	Fumble Recoveries	1 at Seattle Seahawks, Dec 31, 2023
	5 at Cleveland Browns, Nov 21, 2024		2 vs. Los Angeles Chargers, Sep 22, 2024
Solo Tackles	4 vs. New England Patriots, Dec 07, 2023	Tackles For Loss	1 vs. Cincinnati Bengals, Jan 04, 2025
	3 at Cleveland Browns, Nov 21, 2024		...7 more at 1.
Sacks	...1 more at 3.	Special Teams Tackles	1 vs. New England Patriots, Dec 07, 2023
	2.0 vs. Los Angeles Chargers, Sep 22, 2024		1 at Cleveland Browns, Nov 19, 2023
Forced Fumbles	1.0 vs. Cincinnati Bengals, Jan 04, 2025		...3 more at 1.
	...5 more at 1.0.		
	1 at Cincinnati Bengals, Dec 01, 2024		
	1 at Cleveland Browns, Nov 21, 2024		
	...4 more at 1.		

2024 GAME-BY-GAME REGULAR-SEASON STATISTICS (STEELERS)

DATE	OPPONENT	P/S	TACKLES								INTERCEPTIONS							O. FUMB				ST				MISC														
			TK	S	A	SK	YDS	TFL	YDS	QBH	NO	YDS	LG	TD	PD	FF	FR	TD	YDS	TK	S	A	FF	FR	S	A	W/L/T	SCORE												
09/08	at Falcons	P	1	1	0	0.0	0.0	0	0	0	0	0	0	0	0	0	0	0	0	0	0	0	0	0	0	W	18-10													
09/15	at Broncos	P	0	0	0	0.0	0.0	0	0	0	0	0	0	0	0	0	0	0	0	0	0	0	0	0	0	W	13-6													
09/22	Chargers	P	3	3	0	2.0	17.0	2	15	2	0	0	0	0	0	1	0	0	0	0	0	0	0	0	0	W	20-10													
09/29	at Colts	S	2	1	1	0.0	0.0	0	0	0	0	0	0	0	0	0	0	0	0	0	0	0	0	0	0	L	24-27													
10/06	Cowboys	S	2	1	1	0.5	4.5	1	6	1	0	0	0	0	0	0	1	0	0	0	0	0	0	0	0	L	17-20													
10/13	at Raiders		ON INACTIVE LIST																																			W	32-13	
10/20	Jets		ON INACTIVE LIST																																				W	37-15
10/28	Giants		ON INACTIVE LIST																																				W	26-18
11/10	at Commanders		ON INACTIVE LIST																																				W	28-27
11/17	Ravens	S	2	1	1	0.0	0.0	0	0	1	0	0	0	0	0	1	0	0	0	0	0	0	0	0	0	W	18-16													
11/21	at Browns	S	5	3	2	1.0	0.0	0	0	2	0	0	0	0	0	1	0	0	0	0	0	0	0	0	0	L	19-24													
12/01	at Bengals	S	2	1	1	1.0	8.0	1	8	2	0	0	0	0	0	1	0	0	0	0	0	0	0	0	0	W	44-38													
12/08	Browns	P	0	0	0	0.0	0.0	0	0	0	0	0	0	0	0	0	0	0	0	0	0	0	0	0	0	W	27-14													
12/15	at Eagles	P	2	1	1	0.0	0.0	0	0	1	0	0	0	0	0	0	0	0	0	0	0	0	0	0	1	L	13-27													
12/21	at Ravens	P	1	0	1	0.0	0.0	0	0	0	0	0	0	0	0	0	0	0	0	0	0	0	0	0	0	L	17-34													
12/25	Chiefs	P	0	0	0	0.0	0.0	0	0	1	0	0	0	0	0	0	0	0	0	0	0	0	0	0	0	L	10-29													
01/04	Bengals	P	2	1	1	1.0	12.0	1	12	1	0	0	0	0	0	0	0	0	0	0	0	0	0	0	0	L	17-19													
2024 TOTALS		13-5	22	13	9	5.5	41.5	5	41	11	0	0	0	0	0	4	1	0	0	0	0	0	0	0	1	0	10-7													



2023 GAME-BY-GAME REGULAR-SEASON STATISTICS (STEELERS)

DATE	OPPONENT	P/S	TACKLES							INTERCEPTIONS					O. FUMB			ST			MISC		W/L	SCORE		
			TK	S	A	SK	YDS	TFL	YDS	QBH	NO	YDS	LG	TD	PD	FF	FR	TD	YDS	TK	S	A			FF	FR
09/10	49ers	P	1	0	1	0.0	0.0	0	0	0	0	0	0	0	0	0	0	0	0	0	0	0	0	0	L	7-30
09/18	Browns	P	3	2	1	0.0	0.0	0	0	0	0	0	0	0	0	0	0	0	0	0	0	0	0	0	W	26-22
09/24	at Raiders	P	0	0	0	0.0	0.0	0	0	0	0	0	0	0	0	0	0	0	0	0	0	0	0	0	W	23-18
10/01	at Texans	P	0	0	0	0.0	0.0	0	0	0	0	0	0	0	0	0	0	0	1	1	0	0	0	0	L	6-30
10/08	Ravens	P	0	0	0	0.0	0.0	0	0	0	0	0	0	0	0	0	0	0	0	0	0	0	0	0	W	17-10
10/22	at Rams	P	2	2	0	1.0	6.0	1	6	1	0	0	0	0	0	0	0	0	1	1	0	0	0	0	W	24-17
10/29	Jaguars	P	1	1	0	0.0	0.0	1	0	0	0	0	0	0	1	0	0	0	1	0	1	0	0	0	L	10-20
11/02	Titans	P	0	0	0	0.0	0.0	0	0	0	0	0	0	0	0	0	0	0	0	0	0	0	0	0	W	20-16
11/12	Packers	P	0	0	0	0.0	0.0	0	0	0	0	0	0	0	0	0	0	0	0	0	0	0	0	0	W	23-19
11/19	at Browns	P	1	0	1	0.0	0.0	0	0	0	0	0	0	0	0	0	0	0	1	1	0	0	0	0	L	10-13
11/26	at Bengals	P	1	1	0	1.0	9.0	1	9	1	0	0	0	0	0	0	0	0	0	0	0	0	0	0	W	16-10
12/03	Cardinals	P	1	1	0	0.0	0.0	1	2	0	0	0	0	0	0	0	0	0	0	0	0	0	0	0	L	10-24
12/07	Patriots	P	6	4	2	0.0	0.0	1	1	0	0	0	0	0	0	0	0	0	1	1	0	0	0	0	L	18-21
12/16	at Colts	P	2	1	1	0.0	0.0	0	0	0	0	0	0	0	0	0	0	0	0	0	0	0	0	0	L	13-30
12/23	Bengals	P	3	2	1	0.0	0.0	0	0	0	0	0	0	0	0	0	0	0	0	0	0	0	0	0	W	34-11
12/31	at Seahawks	P	1	1	0	1.0	9.0	0	0	1	0	0	0	0	1	1	0	0	0	0	0	0	0	0	W	30-23
01/06	at Ravens	P	0	0	0	0.0	0.0	0	0	0	0	0	0	0	0	0	0	0	0	0	0	0	0	0	W	17-10
2023 TOTALS			17-0	22	15	7	3.0	24.0	5	18	3	0	0	0	0	2	1	0	0	5	4	1	0	0	0	10-7

2024 GAME-BY-GAME POSTSEASON STATISTICS (STEELERS)

DATE	OPPONENT	P/S	TACKLES							INTERCEPTIONS					O. FUMB			ST				MISC		W/L	SCORE		
			TK	S	A	SK	YDS	TFL	YDS	QBH	NO	YDS	LG	TD	PD	FF	FR	TD	YDS	TK	S	A	FF			FR	S
01/11	at Ravens	P	0	0	0	0.0	0.0	0	0	0	0	0	0	0	0	0	0	0	0	0	0	0	0	0	0	L	14-28
2024 TOTALS			1-0	0	0	0.0	0.0	0	0	0	0	0	0	0	0	0	0	0	0	0	0	0	0	0	0	0-1	

2023 GAME-BY-GAME POSTSEASON STATISTICS (STEELERS)

DATE	OPPONENT	P/S	TACKLES							INTERCEPTIONS					O. FUMB			ST				MISC		W/L	SCORE		
			TK	S	A	SK	YDS	TFL	YDS	QBH	NO	YDS	LG	TD	PD	FF	FR	TD	YDS	TK	S	A	FF			FR	S
01/15	at Bills	P	0	0	0	0.0	0.0	0	0	0	0	0	0	0	0	0	0	0	1	1	0	0	0	0	0	L	17-31
2023 TOTALS			1-0	0	0	0	0.0	0.0	0	0	0	0	0	0	0	0	0	0	1	1	0	0	0	0	0	0-1	



CAMERON^{DT}
HEYWARD

HEIGHT: 6-5
WEIGHT: 295
COLLEGE: Ohio State
BORN: May 6, 1989

HOW ACQUIRED: D1 '11
NFL EXPERIENCE: 14th year
BIRTHPLACE: Pittsburgh, PA



CAMERON HEYWARD'S NFL REGULAR SEASON DEFENSIVE STATISTICS

DATE	TEAM	GP	GS	TK	S	TACKLES					INTERCEPTIONS					O. FUMB					ST			MISC			
						A	TFL	YDS	SK	YDS	QBH	NO	YDS	LG	TD	PD	FF	FR	TD	YDS	TK	S	A	FF	FR	S	A
2011	Steelers	16	0	11	10	1	0	0	1.0	8.0	3	0	0	0	0	1	1	0	0	0	0	0	0	0	0	0	
2012	Steelers	16	0	20	13	7	2	0	1.5	5.0	3	0	0	0	0	0	0	0	0	0	0	0	0	0	0	0	
2013	Steelers	16	13	59	35	24	7	51	5.0	41.0	10	0	0	0	0	7	0	1	0	8	0	0	0	0	0	0	
2014	Steelers	16	16	53	33	20	11	54	7.5	47.0	16	0	0	0	0	4	0	0	0	0	0	0	0	0	0	0	
2015	Steelers	16	16	54	39	15	15	69	7.0	35.0	13	0	0	0	0	2	1	0	0	0	0	0	0	0	0	0	
2016	Steelers	7	7	21	17	4	4	18	3.0	16.0	5	0	0	0	0	4	0	1	0	1	0	0	0	0	0	0	
2017	Steelers	15	15	45	30	15	16	78	12.0	71.0	22	0	0	0	0	3	2	1	0	0	0	0	0	0	0	0	
2018	Steelers	16	16	51	29	22	10	55	8.0	60.0	18	0	0	0	0	3	1	1	0	0	0	0	0	0	0	0	
2019	Steelers	16	16	83	51	32	11	53	9.0	61.0	23	0	0	0	0	6	1	1	0	0	0	0	0	0	0	0	
2020	Steelers	15	15	54	30	24	7	20	4.0	28.5	19	1	0	0	0	3	0	0	0	0	0	0	0	0	0	0	
2021	Steelers	17	17	89	53	36	15	58	10.0	55.5	17	1	0	0	0	9	1	1	0	0	0	0	0	0	0	0	
2022	Steelers	17	17	74	39	35	14	58	10.5	72.5	23	0	0	0	0	4	1	1	0	0	0	0	0	0	0	0	
2023	Steelers	11	11	33	25	8	6	22	2.0	14.0	3	0	0	0	0	1	0	0	0	0	0	0	0	0	0	0	
2024	Steelers	17	17	71	35	36	12	80	8.0	62.0	20	0	0	0	0	11	0	0	0	0	0	0	0	0	0	0	
NFL TOTALS		211	176	718	439	279	130	616	88.5	576.5	195	2	0	0	0	58	8	7	0	9	0	0	0	0	0	0	0

CAMERON HEYWARD'S NFL POSTSEASON DEFENSIVE STATISTICS

DATE	TEAM	GP	GS	TACKLES								INTERCEPTIONS				O. FUMB				ST				MISC		
				TK	S	A	TFL	YDS	SK	YDS	QBH	NO	YDS	LG	TD	PD	FF	FR	TD	YDS	TK	S	A	FF	FR	S
2011	Steelers	1	0	4	3	1	0	0	0.0	0.0	0	0	0	0	0	0	0	0	0	0	0	0	0	0	0	
2014	Steelers	1	1	2	2	0	0	0	0.0	0.0	2	0	0	0	0	0	0	0	0	0	0	0	0	0	0	
2015	Steelers	2	2	1	1	0	0	0	1.0	11.0	4	0	0	0	0	0	0	0	0	0	0	0	0	0	0	
2017	Steelers	1	1	1	1	0	1	2	0.0	0.0	0	0	0	0	0	0	0	0	0	0	0	0	0	0	0	
2020	Steelers	1	1	1	1	0	0	0	0.0	0.0	0	0	0	0	0	0	0	0	0	0	0	0	0	0	0	
2021	Steelers	1	1	4	2	2	0	0	0.0	0.0	0	0	0	0	0	0	0	0	0	0	0	0	0	0	0	
2023	Steelers	1	1	6	4	2	1	2	0.0	0.0	0	0	0	0	0	0	0	0	0	0	0	0	0	0	0	
2024	Steelers	1	1	10	3	7	2	3	0.0	0.0	0	0	0	0	0	0	0	0	0	0	0	0	0	0	0	
NFL TOTALS		9	8	29	17	12	4	7	1.0	11.0	6	0	0	0	0	1	2	0	0	0	0	0	0	0	0	0

SINGLE-GAME HIGHS: DEFENSIVE

Total Tackles	10 vs. Miami Dolphins, Dec 08, 2013 9 vs. Seattle Seahawks, Oct 17, 2021 ...1 more at 9.	Fumble Recoveries	1 at Cincinnati Bengals, Sep 11, 2022 1 at Buffalo Bills, Sep 12, 2021 ...5 more at 1.
Solo Tackles	7 vs. Kansas City Chiefs, Oct 02, 2016 7 vs. Baltimore Ravens, Oct 01, 2015 ...1 more at 7.	Tackles For Loss	3 vs. Las Vegas Raiders, Dec 24, 2022 3 vs. Kansas City Chiefs, Oct 02, 2016 1 vs. Chicago Bears, Nov 08, 2021
Sacks	3.0 vs. Kansas City Chiefs, Oct 02, 2016 2.5 vs. Cincinnati Bengals, Sep 30, 2019	Interceptions	1 at New York Giants, Sep 14, 2020 8 at Cleveland Browns, Nov 24, 2013
Passes Defensed	3 vs. Cincinnati Bengals, Jan 04, 2025 2 at Cleveland Browns, Nov 21, 2024 ...8 more at 2.	Longest Opp Fumble Return	1 vs. Cincinnati Bengals, Sep 18, 2016
Forced Fumbles	1 at Buffalo Bills, Oct 09, 2022 1 at Buffalo Bills, Sep 12, 2021 ...6 more at 1.		

SINGLE-GAME HIGHS - POSTSEASON: DEFENSIVE

Total Tackles	10 at Baltimore Ravens, Jan 11, 2025 6 at Buffalo Bills, Jan 15, 2024 4 at Kansas City Chiefs, Jan 16, 2022 4 at Denver Broncos, Jan 08, 2012 2 vs. Baltimore Ravens, Jan 03, 2015	Passes Defensed	1 vs. Cleveland Browns, Jan 10, 2021
Solo Tackles	4 at Buffalo Bills, Jan 15, 2024 3 at Baltimore Ravens, Jan 11, 2025 3 at Denver Broncos, Jan 08, 2012 2 at Kansas City Chiefs, Jan 16, 2022 2 vs. Baltimore Ravens, Jan 03, 2015	Forced Fumbles	1 at Kansas City Chiefs, Jan 16, 2022 1 at Cincinnati Bengals, Jan 09, 2016
Sacks	1.0 at Cincinnati Bengals, Jan 09, 2016	Tackles For Loss	2 at Baltimore Ravens, Jan 11, 2025 1 at Buffalo Bills, Jan 15, 2024 1 vs. Jacksonville Jaguars, Jan 14, 2018

SINGLE-GAME HIGHS: RUSHING/RECEIVING

All-Purpose Yards 11 vs. Baltimore Ravens, Oct 20, 2013
8 at Cleveland Browns, Nov 24, 2013
Kickoff Returns 1 vs. Baltimore Ravens, Oct 20, 2013

Kickoff Return Yards 11 vs. Baltimore Ravens, Oct 20, 2013
Longest Kickoff Return 11 vs. Baltimore Ravens, Oct 20, 2013

2024 GAME-BY-GAME REGULAR-SEASON STATISTICS (STEELERS)

DATE	OPPONENT	P/S	TACKLES								INTERCEPTIONS				O. FUMB				ST				MISC		W/L	SCORE	
			TK	S	A	SK	YDS	TFL	YDS	QBH	NO	YDS	LG	TD	PD	FF	FR	TD	YDS	TK	S	A	FF	FR			S
09/08	at Falcons	S	4	2	2	0.0	0.0	0	0	0	0	0	0	0	0	0	0	0	0	0	0	0	0	0	0	W	18-10
09/15	at Broncos	S	3	1	2	0.0	0.0	0	0	3	0	0	0	0	0	0	0	0	0	0	0	0	0	0	0	W	13-6
09/22	Chargers	S	4	3	1	1.0	10.0	2	11	1	0	0	0	0	0	0	0	0	0	0	0	0	0	0	0	W	20-10
09/29	at Colts	S	6	2	4	1.0	7.0	1	1	3	0	0	0	0	0	0	0	0	0	0	0	0	0	0	0	L	24-27
10/06	Cowboys	S	4	2	2	0.0	0.0	0	0	1	0	0	0	0	0	0	0	0	0	0	0	0	0	0	0	L	17-20
10/13	at Raiders	S	4	3	1	1.0	9.0	1	9	2	0	0	0	0	0	0	0	0	0	0	0	0	0	0	0	W	32-13
10/20	Jets	S	2	2	0	0.0	0.0	0	0	0	0	0	0	1	0	0	0	0	0	0	0	0	0	0	0	W	37-15
10/28	Giants	S	6	3	3	0.0	0.0	0	0	2	0	0	0	0	1	0	0	0	0	0	0	0	0	0	0	W	26-18
11/10	at Commanders	S	2	2	0	2.0	19.0	2	19	2	0	0	0	0	1	0	0	0	0	0	0	0	0	0	0	W	28-27
11/17	Ravens	S	4	2	2	0.0	0.0	0	0	1	0	0	0	0	2	0	0	0	0	0	0	0	0	0	0	W	18-16
11/21	at Browns	S	6	1	5	0.0	0.0	0	0	0	0	0	0	0	2	0	0	0	0	0	0	0	0	0	0	L	19-24
12/01	at Bengals	S	5	3	2	1.0	8.0	2	11	2	0	0	0	0	1	0	0	0	0	0	0	0	0	0	0	W	44-38
12/08	Browns	S	5	3	2	2.0	9.0	2	24	2	0	0	0	0	0	0	0	0	0	0	0	0	0	0	0	W	27-14
12/15	at Eagles	S	5	2	3	0.0	0.0	0	0	0	0	0	0	0	0	0	0	0	0	0	0	0	0	0	0	L	13-27
12/21	at Ravens	S	6	2	4	0.0	0.0	1	3	0	0	0	0	0	0	0	0	0	0	0	0	0	0	0	0	L	17-34
12/25	Chiefs	S	4	2	2	0.0	0.0	1	2	1	0	0	0	0	0	0	0	0	0	0	0	0	0	0	0	L	10-29
01/04	Bengals	S	1	0	1	0.0	0.0	0	0	0	0	0	0	0	3	0	0	0	0	0	0	0	0	0	0	L	17-19
2024 TOTALS		17-17	71	35	36	8.0	62.0	12	80	20	0	0	0	0	11	0	0	0	0	0	0	0	0	0	0	10-7	

2023 GAME-BY-GAME REGULAR-SEASON STATISTICS (STEELERS)

DATE	OPPONENT	P/S	TACKLES								INTERCEPTIONS				O. FUMB			ST				MISC		W/L	SCORE			
			TK	S	A	SK	YDS	TFL	YDS	QBH	NO	YDS	LG	TD	PD	FF	FR	TD	YDS	TK	S	A	FF			FR	S	A
09/10	49ers	S	0	0	0	0.0	0.0	0	0	1	0	0	0	0	0	0	0	0	0	0	0	0	0	0	0	L	7-30	
09/18	Browns										INJURED RESERVE																W	26-22
09/24	at Raiders										INJURED RESERVE																W	23-18
10/01	at Texans										INJURED RESERVE																L	6-30
10/08	Ravens										INJURED RESERVE																W	17-10
10/22	at Rams										INJURED RESERVE																W	24-17
10/29	Jaguars										INJURED RESERVE																L	10-20
11/02	Titans	S	6	4	2	0.0	0.0	1	8	0	0	0	0	0	0	0	0	0	0	0	0	0	0	0	0	W	20-16	
11/12	Packers	S	3	2	1	0.0	0.0	1	0	0	0	0	0	0	0	0	0	0	0	0	0	0	0	0	0	W	23-19	
11/19	at Browns	S	5	5	0	0.0	0.0	1	0	0	0	0	0	0	0	0	0	0	0	0	0	0	0	0	0	L	10-13	
11/26	at Bengals	S	4	3	1	1.0	6.0	1	6	1	0	0	0	0	0	0	0	0	0	0	0	0	0	0	0	W	16-10	
12/03	Cardinals	S	1	1	0	0.0	0.0	0	0	0	0	0	0	0	0	0	0	0	0	0	0	0	0	0	0	L	10-24	
12/07	Patriots	S	6	5	1	1.0	8.0	1	8	1	0	0	0	0	0	0	0	0	0	0	0	0	0	0	0	L	18-21	
12/16	at Colts	S	5	3	2	0.0	0.0	1	0	0	0	0	0	0	0	0	0	0	0	0	0	0	0	0	0	L	13-30	
12/23	Bengals	S	0	0	0	0.0	0.0	0	0	0	0	0	0	0	0	0	0	0	0	0	0	0	0	0	0	W	34-11	
12/31	at Seahawks	S	1	0	1	0.0	0.0	0	0	0	0	0	0	0	1	0	0	0	0	0	0	0	0	0	0	W	30-23	
01/06	at Ravens	S	2	2	0	0.0	0.0	0	0	0	0	0	0	0	0	0	0	0	0	0	0	0	0	0	0	W	17-10	
2023 TOTALS		11-11	33	25	8	2.0	14.0	6	22	3	0	0	0	0	1	0	0	0	0	0	0	0	0	0	0	10-7		

2022 GAME-BY-GAME REGULAR-SEASON STATISTICS (STEELERS)

DATE	OPPONENT	P/S	TACKLES								INTERCEPTIONS				O. FUMB				ST				MISC		W/L	SCORE	
			TK	S	A	SK	YDS	TFL	YDS	QBH	NO	YDS	LG	TD	PD	FF	FR	TD	YDS	TK	S	A	FF	FR			S
09/11	at Bengals	S	2	2	0	1.0	5.0	1	5	3	0	0	0	0	0	1	0	0	0	0	0	0	0	0	0	W	23-20+
09/18	Patriots	S	5	3	2	0.0	0.0	0	0	0	0	0	0	1	0	0	0	0	0	0	0	0	0	0	0	L	14-17
09/22	at Browns	S	7	4	3	0.0	0.0	1	2	0	0	0	0	0	0	0	0	0	0	0	0	0	0	0	0	L	17-29
10/02	Jets	S	2	0	2	0.0	0.0	0	0	0	0	0	0	0	0	0	0	0	0	0	0	0	0	0	0	L	20-24
10/09	at Bills	S	5	1	4	0.0	0.0	0	0	0	0	0	0	0	1	0	0	0	0	0	0	0	0	0	0	L	3-38
10/16	Buccaneers	S	3	2	1	1.0	5.0	1	5	2	0	0	0	0	0	0	0	0	0	0	0	0	0	0	0	W	20-18
10/23	at Dolphins	S	5	4	1	0.0	0.0	1	1	0	0	0	0	0	0	0	0	0	0	0	0	0	0	0	0	L	10-16
10/30	at Eagles	S	2	2	0	1.0	5.0	1	5	2	0	0	0	0	0	0	0	0	0	0	0	0	0	0	0	L	13-35
11/13	Saints	S	3	2	1	0.0	0.0	0	0	0	0	0	0	0	0	0	0	0	0	0	0	0	0	0	0	W	20-10
11/20	Bengals	S	7	4	3	1.0	3.0	2	5	2	0	0	0	0	0	0	0	0	0	0	0	0	0	0	0	L	30-37
11/28	at Colts	S	1	0	1	0.0	0.0	0	0	3	0	0	0	0	0	0	0	0	0	0	0	0	0	0	0	W	24-17
12/04	at Falcons	S	4	2	2	1.0	7.0	1	7	2	0	0	0	1	0	0	0	0	0	0	0	0	0	0	0	W	19-16
12/11	Ravens	S	6	3	3	0.0	0.0	0	0	1	0	0	0	0	0	0	0	0	0	0	0	0	0	0	0	L	14-16
12/18	at Panthers	S	3	2	1	1.5	15.0	1	0	2	0	0	0	0	0	0	0	0	0	0	0	0	0	0	0	W	24-16
12/24	Raiders	S	7	4	3	2.0	18.0	3	18	2	0	0	0	1	0	0	0	0	0	0	0	0	0	0	0	W	13-10
01/01	at Ravens	S	4	1	3	0.0	0.0	0	0	0	0	0	0	0	0	0	0	0	0	0	0	0	0	0	0	W	16-13
01/08	Browns	S	8	3	5	2.0	14.5	2	10	4	0	0	0	1	0	0	0	0	0	0	0	0	0	0	0	W	28-14
2022 TOTALS		17-17	74	39	35	10.5	72.5	14	58	23	0	0	0	0	4	1	1	0	0	0	0	0	0	0	0	9-8	

2021 GAME-BY-GAME REGULAR-SEASON STATISTICS (STEELERS)

DATE	OPPONENT	P/S	TACKLES							INTERCEPTIONS				O. FUMB			ST			MISC		W/L	SCORE						
			TK	S	A	SK	YDS	TFL	YDS	QBH	NO	YDS	LG	TD	PD	FF	FR	TD	YDS	TK	S			A	FF	FR	S	A	
09/12	at Bills	S	4	2	2	1.0	6.0	1	6	1	0	0	0	0	2	1	1	0	0	0	0	0	0	0	0	0	W	23-16	
09/19	Raiders	S	7	4	3	0.0	0.0	1	0	0	0	0	0	0	1	0	0	0	0	0	0	0	0	0	0	0	L	17-26	
09/26	Bengals	S	5	1	4	0.0	0.0	0	0	0	0	0	0	0	0	0	0	0	0	0	0	0	0	0	0	0	L	10-24	
10/03	at Packers	S	8	5	3	0.0	0.0	1	1	1	0	0	0	0	0	0	0	0	0	0	0	0	0	0	0	0	L	17-27	
10/10	Broncos	S	3	2	1	0.0	0.0	0	0	0	0	0	0	0	2	0	0	0	0	0	0	0	0	0	0	0	W	27-19	
10/17	Seahawks	S	9	6	3	1.0	8.0	2	12	1	0	0	0	0	0	0	0	0	0	0	0	0	0	0	0	0	W	23-20+	
10/31	at Browns	S	4	3	1	0.5	2.5	0	0	2	0	0	0	0	0	0	0	0	0	0	0	0	0	0	0	0	W	15-10	
11/08	Bears	S	2	2	0	0.0	0.0	0	0	3	1	0	0	0	1	0	0	0	0	0	0	0	0	0	0	0	W	29-27	
11/14	Lions	S	5	3	2	2.0	18.0	2	18	2	0	0	0	0	0	0	0	0	0	0	0	0	0	0	0	0	T	16-16	
11/21	at Chargers	S	2	2	0	0.0	0.0	0	0	0	0	0	0	0	1	0	0	0	0	0	0	0	0	0	0	0	L	37-41	
11/28	at Bengals	S	8	3	5	1.0	6.0	1	6	1	0	0	0	0	0	0	0	0	0	0	0	0	0	0	0	0	L	10-41	
12/05	Ravens	S	4	3	1	1.0	3.0	2	5	1	0	0	0	0	0	0	0	0	0	0	0	0	0	0	0	0	W	20-19	
12/09	at Vikings	S	6	3	3	0.0	0.0	1	2	0	0	0	0	0	0	0	0	0	0	0	0	0	0	0	0	0	L	28-36	
12/19	Titans	S	6	2	4	0.5	5.0	0	0	1	0	0	0	0	0	0	0	0	0	0	0	0	0	0	0	0	W	19-13	
12/26	at Chiefs	S	6	3	3	1.0	4.0	1	4	1	0	0	0	0	0	0	0	0	0	0	0	0	0	0	0	0	L	10-36	
01/03	Browns	S	4	4	0	1.0	1.0	1	1	2	0	0	0	0	2	0	0	0	0	0	0	0	0	0	0	0	W	26-14	
01/09	at Ravens	S	6	5	1	1.0	2.0	2	3	1	0	0	0	0	0	0	0	0	0	0	0	0	0	0	0	0	W	16-13+	
2021 TOTALS			17-17	89	53	36	10.0	55.5	15	58	17	1	0	0	9	1	1	0	0	0	0	0	0	0	0	0	0	9-7-1	
+ - Overtime																													

2019 GAME-BY-GAME REGULAR-SEASON STATISTICS (STEELERS)

DATE	OPPONENT	P/S	TACKLES								INTERCEPTIONS				O. FUMB				ST				MISC		W/L	SCORE	
			TK	S	A	SK	YDS	TFL	YDS	QBH	NO	YDS	LG	TD	PD	FF	FR	TD	YDS	TK	S	A	FF	FR			S
09/08	at Patriots	S	7	3	4	0.0	0.0	0	0	0	0	0	0	0	0	0	0	0	0	0	0	0	0	0	0	L	3-33
09/15	Seahawks	S	3	3	0	0.0	0.0	1	0	0	0	0	0	1	0	0	0	0	0	0	0	0	0	0	0	L	26-28
09/22	at 49ers	S	5	4	1	0.0	0.0	1	1	0	0	0	0	0	0	0	0	0	0	0	0	0	0	0	0	L	20-24
09/30	Bengals	S	6	4	2	2.5	23.0	1	11	3	0	0	0	0	1	0	0	0	0	0	0	0	0	0	0	W	27-3
10/06	Ravens	S	4	4	0	1.0	3.0	1	3	2	0	0	0	0	0	0	0	0	0	0	0	0	0	0	0	L	23-26+
10/13	at Chargers	S	3	2	1	0.0	0.0	0	0	0	0	0	0	0	0	0	0	0	0	0	0	0	0	0	0	W	24-17
10/28	Dolphins	S	6	3	3	1.0	4.0	1	4	2	0	0	0	1	0	0	0	0	0	0	0	0	0	0	0	W	27-14
11/03	Colts	S	6	4	2	0.0	0.0	0	0	1	0	0	0	0	0	0	0	0	0	0	0	0	0	0	0	W	26-24
11/10	Rams	S	3	2	1	1.0	10.0	1	10	3	0	0	0	2	0	0	0	0	0	0	0	0	0	0	0	W	17-12
11/14	at Browns	S	6	5	1	0.0	0.0	1	1	1	0	0	0	0	0	0	0	0	0	0	0	0	0	0	0	L	7-21
11/24	at Bengals	S	6	2	4	1.0	8.0	1	8	5	0	0	0	0	0	0	0	0	0	0	0	0	0	0	0	W	16-10
12/01	Browns	S	6	3	3	0.5	1.0	1	3	1	0	0	0	0	0	1	0	0	0	0	0	0	0	0	0	W	20-13
12/08	at Cardinals	S	3	2	1	1.0	5.0	1	5	1	0	0	0	0	0	0	0	0	0	0	0	0	0	0	0	W	23-17
12/15	Bills	S	9	5	4	0.0	0.0	0	0	1	0	0	0	1	0	0	0	0	0	0	0	0	0	0	0	L	10-17
12/22	at Jets	S	6	2	4	0.0	0.0	0	0	1	0	0	0	0	0	0	0	0	0	0	0	0	0	0	0	L	10-16
12/29	at Ravens	S	4	3	1	1.0	7.0	1	7	2	0	0	0	1	0	0	0	0	0	0	0	0	0	0	0	L	10-28
2019 TOTALS		16-16	83	51	32	9.0	61.0	11	53	23	0	0	0	6	1	1	0	0	0	0	0	0	0	0	0	8-8	
+ - Overtime																											

2018 GAME-BY-GAME REGULAR-SEASON STATISTICS (STEELERS)

DATE	OPPONENT	P/S	TACKLES							INTERCEPTIONS							O. FUMB			ST				MISC		W/L	SCORE	
			TK	S	A	SK	YDS	TFL	YDS	QBH	NO	YDS	LG	TD	PD	FF	FR	TD	YDS	TK	S	A	FF	FR	S			A
09/09	at Browns	S	7	5	2	1.0	11.0	1	11	1	0	0	0	0	0	0	0	0	0	0	0	0	0	0	0	T	21-21	
09/16	Chiefs	S	3	3	0	0.0	0.0	0	0	2	0	0	0	0	0	1	0	0	0	0	0	0	0	0	0	L	37-42	
09/24	at Buccaneers	S	1	1	0	0.0	0.0	1	0	1	0	0	0	0	0	0	0	0	0	0	0	0	0	0	0	W	30-27	
09/30	Ravens	S	5	2	3	0.0	0.0	0	0	0	0	0	0	0	0	0	0	0	0	0	0	0	0	0	0	L	14-26	
10/07	Falcons	S	3	2	1	1.5	8.5	1	6	2	0	0	0	0	0	0	0	0	0	0	0	0	0	0	0	W	41-17	
10/14	at Bengals	S	0	0	0	0.0	0.0	0	0	0	0	0	0	0	0	0	0	0	0	0	0	0	0	0	0	W	28-21	
10/28	Browns	S	1	0	1	0.0	0.0	0	0	0	0	0	0	0	0	0	0	0	0	0	0	0	0	0	0	W	33-18	
11/04	at Ravens	S	1	0	1	0.0	0.0	0	0	2	0	0	0	0	0	0	0	0	0	0	0	0	0	0	0	W	23-16	
11/08	Panthers	S	3	2	1	2.0	15.0	2	15	2	0	0	0	0	0	0	0	0	0	0	0	0	0	0	0	W	52-21	
11/18	at Jaguars	S	5	4	1	1.0	7.0	2	8	1	0	0	0	0	0	0	1	0	0	0	0	0	0	0	0	W	20-16	
11/25	at Broncos	S	3	2	1	0.5	3.5	0	0	1	0	0	0	0	1	0	0	0	0	0	0	0	0	0	0	L	17-24	
12/02	Chargers	S	4	1	3	0.0	0.0	1	0	2	0	0	0	0	1	0	0	0	0	0	0	0	0	0	0	L	30-33	
12/09	at Raiders	S	6	4	2	0.0	0.0	0	0	0	0	0	0	0	0	0	0	0	0	0	0	0	0	0	0	L	21-24	
12/16	Patriots	S	4	1	3	0.0	0.0	0	0	2	0	0	0	0	0	0	0	0	0	0	0	0	0	0	0	W	17-10	
12/23	at Saints	S	3	0	3	0.0	0.0	0	0	0	0	0	0	0	1	0	0	0	0	0	0	0	0	0	0	L	28-31	
12/30	Bengals	S	2	2	0	2.0	15.0	2	15	2	0	0	0	0	0	0	0	0	0	0	0	0	0	0	0	W	16-13	
2018 TOTALS			16-16	51	29	22	8.0	60.0	10	55	18	0	0	0	0	3	1	1	0	0	0	0	0	0	0	0	9-6-1	

2017 GAME-BY-GAME REGULAR-SEASON STATISTICS (STEELERS)

DATE	OPPONENT	P/S	TACKLES								INTERCEPTIONS						O. FUMB				ST				MISC		W/L	SCORE
			TK	S	A	SK	YDS	TFL	YDS	QBH	NO	YDS	LG	TD	PD	FF	FR	TD	YDS	TK	S	A	FF	FR	S	A		
09/10	at Browns	S	3	1	2	1.0	4.0	1	4	1	0	0	0	0	0	0	0	0	0	0	0	0	0	0	0	W	21-18	
09/17	Vikings	S	6	2	4	0.0	0.0	1	0	2	0	0	0	0	0	0	0	0	0	0	0	0	0	0	0	W	26-9	
09/24	at Bears	S	3	3	0	0.0	0.0	0	0	0	0	0	0	0	0	0	0	0	0	0	0	0	0	0	0	L	17-23+	
10/01	at Ravens	S	4	3	1	2.0	14.0	2	14	2	0	0	0	0	0	1	1	0	0	0	0	0	0	0	0	W	26-9	
10/08	Jaguars	S	2	1	1	0.0	0.0	0	0	1	0	0	0	0	0	0	0	0	0	0	0	0	0	0	0	L	9-30	
10/15	at Chiefs	S	2	2	0	0.0	0.0	0	0	1	0	0	0	0	0	0	0	0	0	0	0	0	0	0	0	W	19-13	
10/22	Bengals	S	4	4	0	1.0	1.0	2	1	1	0	0	0	0	0	0	0	0	0	0	0	0	0	0	0	W	29-14	
10/29	at Lions	S	3	3	0	1.0	1.0	2	12	2	0	0	0	0	0	0	0	0	0	0	0	0	0	0	0	W	20-15	
11/12	at Colts	S	2	1	1	0.0	0.0	0	0	2	0	0	0	0	0	0	0	0	0	0	0	0	0	0	0	W	20-17	
11/16	Titans	S	3	2	1	2.0	23.0	2	23	3	0	0	0	0	0	0	0	0	0	0	0	0	0	0	0	W	40-17	
11/26	Packers	S	6	3	3	2.0	7.0	2	7	3	0	0	0	0	0	0	0	0	0	0	0	0	0	0	0	W	31-28	
12/04	at Bengals	S	1	1	0	0.0	0.0	1	1	0	0	0	0	0	1	0	0	0	0	0	0	0	0	0	0	W	23-20	
12/10	Ravens	S	1	0	1	0.0	0.0	0	0	0	0	0	0	1	0	0	0	0	0	0	0	0	0	0	0	W	39-38	
12/17	Patriots	S	1	1	0	1.0	8.0	1	8	2	0	0	0	0	1	0	0	0	0	0	0	0	0	0	0	L	24-27	
12/25	at Texans	S	4	3	1	2.0	3.0	2	8	2	0	0	0	0	0	1	0	0	0	0	0	0	0	0	0	W	34-6	
12/31	Browns										INACTIVE														W	28-24		
2017 TOTALS		15-15	45	30	15	12.0	71.0	16	78	22	0	0	0	0	3	2	1	0	0	0	0	0	0	0	13-3			
+ - Overtime																												

2016 GAME-BY-GAME REGULAR-SEASON STATISTICS (STEELERS)

DATE	OPPONENT	P/S	TACKLES							INTERCEPTIONS				O. FUMB			ST			MISC		W/L	SCORE				
			TK	S	A	SK	YDS	TFL	YDS	QBH	NO	YDS	LG	TD	PD	FF	FR	TD	YDS	TK	S			A	FF	FR	S
09/12	at Redskins	S	2	1	1	0.0	0.0	0	0	0	0	0	0	0	0	0	0	0	0	0	0	0	0	0	0	W	38-16
09/18	Bengals	S	2	2	0	0.0	0.0	0	0	0	0	0	0	2	0	1	0	1	0	0	0	0	0	0	0	W	24-16
09/25	at Eagles	S	5	4	1	0.0	0.0	0	0	0	0	0	0	0	0	0	0	0	0	0	0	0	0	0	0	L	3-34
10/02	Chiefs	S	7	7	0	3.0	16.0	3	16	3	0	0	0	2	0	0	0	0	0	0	0	0	0	0	0	W	43-14
10/09	Jets	S	1	1	0	0.0	0.0	0	0	1	0	0	0	0	0	0	0	0	0	0	0	0	0	0	0	W	31-13
10/16	at Dolphins		ON INACTIVE LIST																							L	15-30
10/23	Patriots		INACTIVE																							L	16-27
11/06	at Ravens	S	2	1	1	0.0	0.0	1	2	1	0	0	0	0	0	0	0	0	0	0	0	0	0	0	0	L	14-21
11/13	Cowboys	S	2	1	1	0.0	0.0	0	0	0	0	0	0	0	0	0	0	0	0	0	0	0	0	0	0	L	30-35
2016 TOTALS		7-7	21	17	4	3.0	16.0	4	18	5	0	0	0	0	4	0	1	0	1	0	0	0	0	0	0	4-5	

2015 GAME-BY-GAME REGULAR-SEASON STATISTICS (STEELERS)

DATE	OPPONENT	P/S	TACKLES							INTERCEPTIONS					O. FUMB			ST			MISC		W/L	SCORE			
			TK	S	A	SK	YDS	TFL	YDS	QBH	NO	YDS	LG	TD	PD	FF	FR	TD	YDS	TK	S	A			FF	FR	S
09/10	at Patriots	S	4	1	3	0.0	0.0	0	0	0	0	0	0	0	0	0	0	0	0	0	0	0	0	0	L	21-28	
09/20	49ers	S	5	5	0	1.0	7.0	2	11	1	0	0	0	0	0	0	0	0	0	0	0	0	0	0	W	43-18	
09/27	at Rams	S	1	0	1	0.0	0.0	0	0	0	0	0	0	0	0	0	0	0	0	0	0	0	0	0	W	12-6	
10/01	Ravens	S	7	7	0	1.0	0.0	2	15	1	0	0	0	0	1	0	0	0	0	0	0	0	0	0	L	20-23+	
10/12	at Chargers	S	1	1	0	0.0	0.0	0	0	2	0	0	0	0	0	0	0	0	0	0	0	0	0	0	W	24-20	
10/18	Cardinals	S	2	2	0	0.0	0.0	2	5	2	0	0	0	0	0	0	0	0	0	0	0	0	0	0	W	25-13	
10/25	at Chiefs	S	4	3	1	1.0	5.0	1	5	1	0	0	0	0	0	0	0	0	0	0	0	0	0	0	L	13-23	
11/01	Bengals	S	3	1	2	0.0	0.0	1	1	0	0	0	0	1	0	0	0	0	0	0	0	0	0	0	L	10-16	
11/08	Raiders	S	8	6	2	0.0	0.0	1	0	0	0	0	0	0	0	0	0	0	0	0	0	0	0	0	W	38-35	
11/15	Browns	S	3	2	1	1.0	3.0	2	8	1	0	0	0	0	0	0	0	0	0	0	0	0	0	0	W	30-9	
11/29	at Seahawks	S	3	1	2	1.0	8.0	1	8	2	0	0	0	0	0	0	0	0	0	0	0	0	0	0	L	30-39	
12/06	Colts	S	2	1	1	0.0	0.0	0	0	0	0	0	0	0	0	0	0	0	0	0	0	0	0	0	W	45-10	
12/13	at Bengals	S	2	2	0	1.0	4.0	1	4	1	0	0	0	1	0	0	0	0	0	0	0	0	0	0	W	33-20	
12/20	Broncos	S	2	1	1	1.0	8.0	1	8	2	0	0	0	0	0	0	0	0	0	0	0	0	0	0	W	34-27	
12/27	at Ravens	S	6	5	1	0.0	0.0	1	4	0	0	0	0	0	0	0	0	0	0	0	0	0	0	0	L	17-20	
01/03	at Browns	S	1	1	0	0.0	0.0	0	0	0	0	0	0	0	0	0	0	0	0	0	0	0	0	0	W	28-12	
2015 TOTALS		16-16	54	39	15	7.0	35.0	15	69	13	0	0	0	0	2	1	0	0	0	0	0	0	0	0	10-6		
+ - Overtime																											

2014 GAME-BY-GAME REGULAR-SEASON STATISTICS (STEELERS)

DATE	OPPONENT	P/S	TACKLES								INTERCEPTIONS				O. FUMB			ST			MISC		W/L	SCORE			
			TK	S	A	SK	YDS	TFL	YDS	QBH	NO	YDS	LG	TD	PD	FF	FR	TD	YDS	TK	S	A			FF	FR	S
09/07	Browns	S	4	3	1	1.0	6.0	2	8	1	0	0	0	0	0	0	0	0	0	0	0	0	0	0	0	W	30-27
09/11	at Ravens	S	7	2	5	0.0	0.0	0	0	0	0	0	0	0	0	0	0	0	0	0	0	0	0	0	0	L	6-26
09/21	at Panthers	S	1	1	0	0.0	0.0	0	0	2	0	0	0	0	0	0	0	0	0	0	0	0	0	0	0	W	37-19
09/28	Buccaneers	S	2	2	0	1.0	15.0	2	19	1	0	0	0	0	0	0	0	0	0	0	0	0	0	0	0	L	24-27
10/05	at Jaguars	S	1	0	1	0.0	0.0	0	0	0	0	0	0	0	0	0	0	0	0	0	0	0	0	0	0	W	17-9
10/12	at Browns	S	4	2	2	1.0	7.0	1	7	1	0	0	0	0	0	0	0	0	0	0	0	0	0	0	0	L	10-31
10/20	Texans	S	3	3	0	0.0	0.0	0	0	0	0	0	0	0	0	0	0	0	0	0	0	0	0	0	0	W	30-23
10/26	Colts	S	0	0	0	0.0	0.0	0	0	0	0	0	0	1	0	0	0	0	0	0	0	0	0	0	0	W	51-34
11/02	Ravens	S	2	2	0	0.0	0.0	1	2	1	0	0	0	0	0	0	0	0	0	0	0	0	0	0	0	W	43-23
11/09	at Jets	S	6	4	2	1.0	0.0	1	0	2	0	0	0	0	0	0	0	0	0	0	0	0	0	0	0	L	13-20
11/17	at Titans	S	2	1	1	0.0	0.0	0	0	1	0	0	0	0	0	0	0	0	0	0	0	0	0	0	0	W	27-24
11/30	Saints	S	4	3	1	0.0	0.0	1	4	1	0	0	0	0	1	0	0	0	0	0	0	0	0	0	0	L	32-35
12/07	at Bengals	S	4	1	3	1.0	2.0	1	0	1	0	0	0	0	0	0	0	0	0	0	0	0	0	0	0	W	42-21
12/14	at Falcons	S	2	1	1	0.0	0.0	0	0	1	0	0	0	0	1	0	0	0	0	0	0	0	0	0	0	W	27-20
12/21	Chiefs	S	4	2	2	1.5	10.0	1	7	3	0	0	0	0	0	0	0	0	0	0	0	0	0	0	0	W	20-12
12/28	Bengals	S	7	6	1	1.0	7.0	1	7	1	0	0	0	0	1	0	0	0	0	0	0	0	0	0	0	W	27-17
2014 TOTALS			16-16	53	33	20	7.5	47.0	11	54	16	0	0	0	0	4	0	0	0	0	0	0	0	0	0	0	11-5

2013 GAME-BY-GAME REGULAR-SEASON STATISTICS (STEELERS)

DATE	OPPONENT	P/S	TACKLES								INTERCEPTIONS					O. FUMB			ST				MISC		W/L	SCORE
			TK	S	A	SK	YDS	TFL	YDS	QBH	NO	YDS	LG	TD	PD	FF	FR	TD	YDS	TK	S	A	FF	FR		
09/08	Titans	P	1	1	0	0.0	0.0	0	0	0	0	0	0	0	0	0	0	0	0	0	0	0	0	0	L	9-16
09/16	at Bengals	P	0	0	0	0.0	0.0	0	0	2	0	0	0	0	1	0	0	0	0	0	0	0	0	0	L	10-20
09/22	Bears	S	1	1	0	0.0	0.0	0	0	0	0	0	0	0	0	0	0	0	0	0	0	0	0	0	L	23-40
09/29	at Vikings	P	0	0	0	0.0	0.0	0	0	0	0	0	0	0	1	0	0	0	0	0	0	0	0	0	L	27-34
10/13	at Jets	S	2	1	1	0.0	0.0	0	0	1	0	0	0	0	0	0	0	0	0	0	0	0	0	0	W	19-6
10/20	Ravens	S	1	1	0	0.0	0.0	0	0	0	0	0	0	0	0	0	0	0	0	0	0	0	0	0	W	19-16
10/27	at Raiders	S	6	3	3	0.0	0.0	0	0	0	0	0	0	1	0	0	0	0	0	0	0	0	0	0	L	18-21
11/03	at Patriots	S	5	2	3	1.0	8.0	1	8	2	0	0	0	0	0	0	0	0	0	0	0	0	0	0	L	31-55
11/10	Bills	S	6	5	1	1.0	11.0	1	11	1	0	0	0	0	0	0	0	0	0	0	0	0	0	0	W	23-10
11/17	Lions	S	6	5	1	0.0	0.0	0	0	0	0	0	0	2	0	0	0	0	0	0	0	0	0	0	W	37-27
11/24	at Browns	S	2	1	1	1.0	7.0	1	7	1	0	0	0	0	0	1	0	8	0	0	0	0	0	0	W	27-11
11/28	at Ravens	S	7	2	5	0.0	0.0	1	8	0	0	0	0	0	0	0	0	0	0	0	0	0	0	0	L	20-22
12/08	Dolphins	S	10	7	3	1.0	8.0	1	8	1	0	0	0	0	1	0	0	0	0	0	0	0	0	0	L	28-34
12/15	Bengals	S	3	1	2	0.0	0.0	0	0	0	0	0	0	0	0	0	0	0	0	0	0	0	0	0	W	30-20
12/22	at Packers	S	6	3	3	0.0	0.0	0	0	0	0	0	0	0	1	0	0	0	0	0	0	0	0	0	W	38-31
12/29	Browns	S	3	2	1	1.0	7.0	2	9	2	0	0	0	0	0	0	0	0	0	0	0	0	0	0	W	20-7
2013 TOTALS		16-13	59	35	24	5.0	41.0	7	51	10	0	0	0	0	7	0	1	0	8	0	0	0	0	0	8-8	

2012 GAME-BY-GAME REGULAR-SEASON STATISTICS (STEELERS)

		TACKLES									INTERCEPTIONS					O. FUMB			ST				MISC					
DATE	OPPONENT	P/S	TK	S	A	SK	YDS	TFL	YDS	QBH	NO	YDS	LG	TD	PD	FF	FR	TD	YDS	TK	S	A	FF	FR	S	A	W/L	SCORE
09/09	at Broncos	P	3	2	1	0.0	0.0	0	0	0	0	0	0	0	0	0	0	0	0	0	0	0	0	0	0	0	L	19-31
09/16	Jets	P	1	1	0	1.0	3.0	1	0	1	0	0	0	0	0	0	0	0	0	0	0	0	0	0	0	0	W	27-10
09/23	at Raiders	P	0	0	0	0.0	0.0	0	0	0	0	0	0	0	0	0	0	0	0	0	0	0	0	0	0	0	L	31-34
10/07	Eagles	P	0	0	0	0.0	0.0	0	0	0	0	0	0	0	0	0	0	0	0	0	0	0	0	0	0	0	W	16-14
10/11	at Titans	P	1	0	1	0.0	0.0	0	0	0	0	0	0	0	0	0	0	0	0	0	0	0	0	0	0	0	L	23-26
10/21	at Bengals	P	1	1	0	0.0	0.0	0	0	0	0	0	0	0	0	0	0	0	0	0	0	0	0	0	0	0	W	24-17
10/28	Redskins	P	3	2	1	0.0	0.0	0	0	0	0	0	0	0	0	0	0	0	0	0	0	0	0	0	0	0	W	27-12
11/04	at Giants	P	0	0	0	0.0	0.0	0	0	0	0	0	0	0	0	0	0	0	0	0	0	0	0	0	0	0	W	24-20
11/12	Chiefs	P	0	0	0	0.0	0.0	0	0	0	0	0	0	0	0	0	0	0	0	0	0	0	0	0	0	0	W	16-13+
11/18	Ravens	P	2	2	0	0.0	0.0	0	0	0	0	0	0	0	0	0	0	0	0	0	0	0	0	0	0	0	L	10-13
11/25	at Browns	P	1	1	0	0.0	0.0	0	0	0	0	0	0	0	0	0	0	0	0	0	0	0	0	0	0	0	L	14-20
12/02	at Ravens	P	0	0	0	0.0	0.0	0	0	0	0	0	0	0	0	0	0	0	0	0	0	0	0	0	0	0	W	23-20
12/09	Chargers	P	1	1	0	0.0	0.0	0	0	1	0	0	0	0	0	0	0	0	0	0	0	0	0	0	0	0	L	24-34
12/16	at Cowboys	P	1	1	0	0.0	0.0	0	0	0	0	0	0	0	0	0	0	0	0	0	0	0	0	0	0	0	L	24-27+
12/23	Bengals	P	2	1	1	0.0	0.0	1	0	0	0	0	0	0	0	0	0	0	0	0	0	0	0	0	0	0	L	10-13
12/30	Browns	P	4	1	3	0.5	2.0	0	0	1	0	0	0	0	0	0	0	0	0	0	0	0	0	0	0	0	W	24-10
2012 TOTALS		16-0	20	13	7	1.5	5.0	2	0	3	0	0	0	0	0	0	0	0	0	0	0	0	0	0	0	0	8-8	
+ - Overtime																												

2011 GAME-BY-GAME REGULAR-SEASON STATISTICS (STEELERS)

		TACKLES									INTERCEPTIONS					O. FUMB			ST				MISC					
DATE	OPPONENT	P/S	TK	S	A	SK	YDS	TFL	YDS	QBH	NO	YDS	LG	TD	PD	FF	FR	TD	YDS	TK	S	A	FF	FR	S	A	W/L	SCORE
09/11	at Ravens	P	1	1	0	0.0	0.0	0	0	0	0	0	0	0	0	0	0	0	0	0	0	0	0	0	0	0	L	7-35
09/18	Seahawks	P	0	0	0	0.0	0.0	0	0	0	0	0	0	0	0	0	0	0	0	0	0	0	0	0	0	0	W	24-0
09/25	at Colts	P	0	0	0	0.0	0.0	0	0	0	0	0	0	0	0	0	0	0	0	0	0	0	0	0	0	0	W	23-20
10/02	at Texans	P	2	2	0	0.0	0.0	0	0	1	0	0	0	0	0	0	0	0	0	0	0	0	0	0	0	0	L	10-17
10/09	Titans	P	2	2	0	1.0	8.0	0	0	1	0	0	0	0	0	1	0	0	0	0	0	0	0	0	0	0	W	38-17
10/16	Jaguars	P	0	0	0	0.0	0.0	0	0	0	0	0	0	0	0	0	0	0	0	0	0	0	0	0	0	0	W	17-13
10/23	at Cardinals	P	0	0	0	0.0	0.0	0	0	0	0	0	0	0	0	0	0	0	0	0	0	0	0	0	0	0	W	32-20
10/30	Patriots	P	0	0	0	0.0	0.0	0	0	0	0	0	0	0	0	0	0	0	0	0	0	0	0	0	0	0	W	25-17
11/06	Ravens	P	0	0	0	0.0	0.0	0	0	0	0	0	0	0	0	0	0	0	0	0	0	0	0	0	0	0	L	20-23
11/13	at Bengals	P	0	0	0	0.0	0.0	0	0	0	0	0	0	0	0	0	0	0	0	0	0	0	0	0	0	0	W	24-17
11/27	at Chiefs	P	2	2	0	0.0	0.0	0	0	0	0	0	0	0	0	0	0	0	0	0	0	0	0	0	0	0	W	13-9
12/04	Bengals	P	1	0	1	0.0	0.0	0	0	0	0	0	0	0	0	0	0	0	0	0	0	0	0	0	0	0	W	35-7
12/08	Browns	P	0	0	0	0.0	0.0	0	0	1	0	0	0	0	0	0	0	0	0	0	0	0	0	0	0	0	W	14-3
12/19	at 49ers	P	0	0	0	0.0	0.0	0	0	0	0	0	0	0	1	0	0	0	0	0	0	0	0	0	0	0	L	3-20
12/24	Rams	P	3	3	0	0.0	0.0	0	0	0	0	0	0	0	0	0	0	0	0	0	0	0	0	0	0	0	W	27-0
01/01	at Browns	P	0	0	0	0.0	0.0	0	0	0	0	0	0	0	0	0	0	0	0	0	0	0	0	0	0	0	W	13-9
2011 TOTALS		16-0	11	10	1	1.0	8.0	0	0	3	0	0	0	0	1	1	0	0	0	0	0	0	0	0	0	0	12-4	

2024 GAME-BY-GAME POSTSEASON STATISTICS (STEELERS)

		TACKLES									INTERCEPTIONS					O. FUMB			ST				MISC						
DATE	OPPONENT	P/S	TK	S	A	SK	YDS	TFL	YDS	QBH	NO	YDS	LG	TD	PD	FF	FR	TD	YDS	TK	S	A	FF	FR	S	A	W/L	SCORE	
01/11	at Ravens	S	10	3	7	0.0	0.0	2	3	0	0	0	0	0	0	0	0	0	0	0	0	0	0	0	0	0	L	14-28	
2024 TOTALS			1-1	10	3	7	0.0	0.0	2	3	0	0	0	0	0	0	0	0	0	0	0	0	0	0	0	0	0	0-1	



CONNOR^{TE}
HEYWARD

HEIGHT: 6-0
WEIGHT: 230
COLLEGE: Michigan State
BORN: January 22, 1999

HOW ACQUIRED: D6 '22
NFL EXPERIENCE: 3rd year
BIRTHPLACE: Duluth, GA



CONNOR HEYWARD'S NFL REGULAR SEASON RUSHING/RECEIVING STATISTICS

DATE	TEAM	GP	GS	RECEIVING					RUSHING				
				NO.	YDS.	AVG.	LG	TD	NO.	YDS.	AVG.	LG	TD
2022	Steelers	17	0	12	151	12.6	45	1	2	27	13.5	21	0
2023	Steelers	17	7	23	167	7.3	13	0	1	0	0.0	0	0
2024	Steelers	17	5	6	40	6.7	16t	1	0	0	0.0	0	0
NFL TOTALS		51	12	41	358	8.7	45	2	3	27	9.0	21	0

CONNOR HEYWARD'S NFL POSTSEASON RUSHING/RECEIVING STATISTICS

DATE	TEAM	GP	GS	RECEIVING					RUSHING				
				NO.	YDS.	AVG.	LG	TD	NO.	YDS.	AVG.	LG	TD
2023	Steelers	1	0	1	5	5.0	5	0	0	0	0.0	0	0
2024	Steelers	1	0	0	0	0.0	0	0	0	0	0.0	0	0
NFL TOTALS		2	0	1	5	5.0	5	0	0	0	0.0	0	0

CONNOR HEYWARD'S NFL REGULAR SEASON RETURN STATISTICS

DATE	TEAM	RET.	KICKOFF RETURNS					PUNT RETURNS				
			YDS.	AVG.	LG	TD	NO.	FC	YDS.	AVG.	LG	TD
2022	Steelers	0	0	0.0	0	0	0	0	0	0.0	0	0
2023	Steelers	0	0	0.0	0	0	0	0	0	0.0	0	0
2024	Steelers	0	0	0.0	0	0	0	0	0	0.0	0	0
NFL TOTALS		0	0	0.0	0	0	0	0	0	0.0	0	0

CONNOR HEYWARD'S NFL POSTSEASON RETURN STATISTICS

DATE	TEAM	RET.	KICKOFF RETURNS					PUNT RETURNS				
			YDS.	AVG.	LG	TD	NO.	FC	YDS.	AVG.	LG	TD
2023	Steelers	0	0	0.0	0	0	0	0	0	0.0	0	0
2024	Steelers	0	0	0.0	0	0	0	0	0	0.0	0	0
NFL TOTALS		0	0	0.0	0	0	0	0	0	0.0	0	0

SINGLE-GAME HIGHS: RUSHING/RECEIVING

Rush Attempts	1 at Las Vegas Raiders, Sep 24, 2023 1 vs. Cleveland Browns, Jan 08, 2023 ...1 more at 1.	Longest Receptions	45 vs. Tampa Bay Buccaneers, Oct 16, 2022 27 vs. Cleveland Browns, Jan 08, 2023
Rushing Yards	21 vs. Las Vegas Raiders, Dec 24, 2022 6 vs. Cleveland Browns, Jan 08, 2023	Receiving TDs	1 vs. Dallas Cowboys, Oct 06, 2024 1 at Atlanta Falcons, Dec 04, 2022
Longest Runs	21 vs. Las Vegas Raiders, Dec 24, 2022 6 vs. Cleveland Browns, Jan 08, 2023	All-Purpose Yards	51 vs. Cleveland Browns, Jan 08, 2023 49 vs. Tampa Bay Buccaneers, Oct 16, 2022
Receptions	5 vs. Jacksonville Jaguars, Oct 29, 2023 3 vs. Green Bay Packers, Nov 12, 2023 ...2 more at 3.	Special Teams Tackles	2 at Washington Commanders, Nov 10, 2024 2 vs. New York Jets, Oct 20, 2024 ...1 more at 2.
Receiving Yards	49 vs. Tampa Bay Buccaneers, Oct 16, 2022 45 vs. Cleveland Browns, Jan 08, 2023	Most TDs	1 vs. Dallas Cowboys, Oct 06, 2024 1 at Atlanta Falcons, Dec 04, 2022
Receiving Average	15.0 vs. Cleveland Browns, Jan 08, 2023 10.7 vs. Green Bay Packers, Nov 12, 2023	Miscellaneous Tackles	1 at Cincinnati Bengals, Nov 26, 2023

SINGLE-GAME HIGHS - POSTSEASON: RECEIVING

Receptions	1 at Buffalo Bills, Jan 15, 2024	Longest Receptions	5 at Buffalo Bills, Jan 15, 2024
Receiving Yards	5 at Buffalo Bills, Jan 15, 2024	All-Purpose Yards	5 at Buffalo Bills, Jan 15, 2024

2024 GAME-BY-GAME REGULAR-SEASON STATISTICS (STEELERS)

			RECEIVING					RUSHING					W/L	SCORE
DATE	OPPONENT	P/S	NO.	YDS.	AVG.	LG	TD	NO.	YDS.	AVG.	LG	TD		
09/08	at Falcons	P	0	0	0.0	0	0	0	0	0.0	0	0	W	18-10
09/15	at Broncos	S	0	0	0.0	0	0	0	0	0.0	0	0	W	13-6
09/22	Chargers	P	1	2	2.0	2	0	0	0	0.0	0	0	W	20-10
09/29	at Colts	S	0	0	0.0	0	0	0	0	0.0	0	0	L	24-27
10/06	Cowboys	P	2	23	11.5	16t	1	0	0	0.0	0	0	L	17-20
10/13	at Raiders	P	1	4	4.0	4	0	0	0	0.0	0	0	W	32-13
10/20	Jets	S	0	0	0.0	0	0	0	0	0.0	0	0	W	37-15
10/28	Giants	P	0	0	0.0	0	0	0	0	0.0	0	0	W	26-18
11/10	at Commanders	P	0	0	0.0	0	0	0	0	0.0	0	0	W	28-27
11/17	Ravens	P	0	0	0.0	0	0	0	0	0.0	0	0	W	18-16
11/21	at Browns	S	0	0	0.0	0	0	0	0	0.0	0	0	L	19-24
12/01	at Bengals	P	0	0	0.0	0	0	0	0	0.0	0	0	W	44-38
12/08	Browns	P	0	0	0.0	0	0	0	0	0.0	0	0	W	27-14
12/15	at Eagles	S	0	0	0.0	0	0	0	0	0.0	0	0	L	13-27
12/21	at Ravens	P	1	3	3.0	3	0	0	0	0.0	0	0	L	17-34
12/25	Chiefs	P	1	8	8.0	8	0	0	0	0.0	0	0	L	10-29
01/04	Bengals	P	0	0	0.0	0	0	0	0	0.0	0	0	L	17-19
2024 TOTALS			17-5	6	40	6.7	16T	1	0	0	0.0	0	0	10-7

2023 GAME-BY-GAME REGULAR-SEASON STATISTICS (STEELERS)

			RECEIVING					RUSHING					W/L	SCORE
DATE	OPPONENT	P/S	NO.	YDS.	AVG.	LG	TD	NO.	YDS.	AVG.	LG	TD		
09/10	49ers	P	2	19	9.5	11	0	0	0	0.0	0	0	L	7-30
09/18	Browns	P	0	0	0.0	0	0	0	0	0.0	0	0	W	26-22
09/24	at Raiders	P	0	0	0.0	0	0	1	0	0.0	0	0	W	23-18
10/01	at Texans	P	0	0	0.0	0	0	0	0	0.0	0	0	L	6-30
10/08	Ravens	P	3	23	7.7	12	0	0	0	0.0	0	0	W	17-10
10/22	at Rams	S	2	23	11.5	12	0	0	0	0.0	0	0	W	24-17
10/29	Jaguars	S	5	24	4.8	9	0	0	0	0.0	0	0	L	10-20
11/02	Titans	S	2	16	8.0	11	0	0	0	0.0	0	0	W	20-16
11/12	Packers	P	3	32	10.7	13	0	0	0	0.0	0	0	W	23-19
11/19	at Browns	P	0	0	0.0	0	0	0	0	0.0	0	0	L	10-13
11/26	at Bengals	P	2	11	5.5	10	0	0	0	0.0	0	0	W	16-10
12/03	Cardinals	P	0	0	0.0	0	0	0	0	0.0	0	0	L	10-24
12/07	Patriots	P	2	15	7.5	10	0	0	0	0.0	0	0	L	18-21
12/16	at Colts	S	0	0	0.0	0	0	0	0	0.0	0	0	L	13-30
12/23	Bengals	S	0	0	0.0	0	0	0	0	0.0	0	0	W	34-11
12/31	at Seahawks	S	0	0	0.0	0	0	0	0	0.0	0	0	W	30-23
01/06	at Ravens	S	2	4	2.0	2	0	0	0	0.0	0	0	W	17-10
2023 TOTALS			17-7	23	167	7.3	13	0	1	0	0.0	0	0	10-7

2022 GAME-BY-GAME REGULAR-SEASON STATISTICS (STEELERS)

			RECEIVING					RUSHING					W/L	SCORE
DATE	OPPONENT	P/S	NO.	YDS.	AVG.	LG	TD	NO.	YDS.	AVG.	LG	TD		
09/11	at Bengals	P	0	0	0.0	0	0	0	0	0.0	0	0	W	23-20+
09/18	Patriots	P	0	0	0.0	0	0	0	0	0.0	0	0	L	14-17
09/22	at Browns	P	0	0	0.0	0	0	0	0	0.0	0	0	L	17-29
10/02	Jets	P	0	0	0.0	0	0	0	0	0.0	0	0	L	20-24
10/09	at Bills	P	2	12	6.0	7	0	0	0	0.0	0	0	L	3-38
10/16	Buccaneers	P	2	49	24.5	45	0	0	0	0.0	0	0	W	20-18
10/23	at Dolphins	P	1	6	6.0	6	0	0	0	0.0	0	0	L	10-16
10/30	at Eagles	P	0	0	0.0	0	0	0	0	0.0	0	0	L	13-35
11/13	Saints	P	2	9	4.5	8	0	0	0	0.0	0	0	W	20-10
11/20	Bengals	P	0	0	0.0	0	0	0	0	0.0	0	0	L	30-37
11/28	at Colts	P	0	0	0.0	0	0	0	0	0.0	0	0	W	24-17
12/04	at Falcons	P	1	17	17.0	17t	1	0	0	0.0	0	0	W	19-16
12/11	Ravens	P	1	13	13.0	13	0	0	0	0.0	0	0	L	14-16
12/18	at Panthers	P	0	0	0.0	0	0	0	0	0.0	0	0	W	24-16
12/24	Raiders	P	0	0	0.0	0	0	1	21	21.0	21	0	W	13-10
01/01	at Ravens	P	0	0	0.0	0	0	0	0	0.0	0	0	W	16-13
01/08	Browns	P	3	45	15.0	27	0	1	6	6.0	6	0	W	28-14
2022 TOTALS			17-0	12	151	12.6	45	1	2	27	13.5	21	0	9-8

+ - Overtime

2024 GAME-BY-GAME POSTSEASON STATISTICS (STEELERS)

			RECEIVING					RUSHING					W/L	SCORE
DATE	OPPONENT	P/S	NO.	YDS.	AVG.	LG	TD	NO.	YDS.	AVG.	LG	TD		
01/11	at Ravens	P	0	0	0.0	0	0	0	0	0.0	0	0	L	14-28
2024 TOTALS			1-0	0	0	0.0	0	0	0	0.0	0	0	0-1	

2023 GAME-BY-GAME POSTSEASON STATISTICS (STEELERS)

			RECEIVING					RUSHING						
DATE	OPPONENT	P/S	NO.	YDS.	AVG.	LG	TD	NO.	YDS.	AVG.	LG	TD	W/L	SCORE
01/15	at Bills	P	1	5	5.0	5	0	0	0	0.0	0	0	L	17-31
2023 TOTALS		1-0	1	5	5.0	5	0	0	0	0.0	0	0	0-1	



ALEX^{LB}
HIGHSMITH

HEIGHT: 6-4
WEIGHT: 242
COLLEGE: Charlotte
BORN: August 7, 1997

HOW ACQUIRED: 03'20
NFL EXPERIENCE: 5th year
BIRTHPLACE: Wilmington, NC



ALEX HIGHSMITH'S NFL REGULAR SEASON DEFENSIVE STATISTICS

DATE	TEAM	GP	GS	TK	S	A	TACKLES			YDS	INTERCEPTIONS					O. FUMB			ST				MISC				
							TFL	YDS	SK		QBH	NO	YDS	LG	TD	FF	FR	TD	YDS	TK	S	A		FF	FR		
2020	Steelers	16	5	42	26	16	5	22	2.0	16.0	6	1	2	2	0	1	0	0	0	0	6	4	2	0	0	0	0
2021	Steelers	16	16	74	46	28	15	54	6.0	35.5	15	0	0	0	0	0	1	0	0	0	0	0	0	0	0	0	0
2022	Steelers	17	17	63	38	25	12	91	14.5	118.0	20	0	0	0	0	1	5	0	0	0	0	0	0	0	0	0	0
2023	Steelers	17	17	57	34	23	8	33	7.0	44.5	18	2	30	30t	1	3	2	0	0	0	0	0	0	0	0	0	0
2024	Steelers	11	11	45	28	17	9	46	6.0	40.0	13	0	0	0	0	2	1	0	0	0	0	0	0	0	0	0	0
NFL TOTALS		77	66	281	172	109	49	246	35.5	254.0	72	3	32	30T	1	7	9	0	0	0	6	4	2	0	0	0	0

ALEX HIGHSMITH'S NFL POSTSEASON DEFENSIVE STATISTICS

DATE	TEAM	GP	GS	TK	S	A	TACKLES				YDS	QBH	INTERCEPTIONS				O. FUMB				ST				MISC			
							TFL	YDS	SK	NO			YDS	LG	TD	PD	FF	FR	TD	YDS	TK	S	A	FF	FR	S	A	
2020	Steelers	1	1	2	1	1	0	0	0	0.0	0.0	0	0	0	0	0	0	0	0	0	0	0	0	0	0	0	0	0
2021	Steelers	1	1	3	2	1	1	10	1.0	10.0	1	0	0	0	0	0	0	0	0	0	0	0	0	0	0	0	0	0
2023	Steelers	1	1	3	2	1	1	7	1.0	7.0	1	0	0	0	0	0	0	0	0	0	0	0	0	0	0	0	0	0
2024	Steelers	1	1	2	1	1	1	10	1.0	10.0	1	0	0	0	0	0	0	0	0	0	0	0	0	0	0	0	0	0
NFL TOTALS		4	4	10	6	4	3	27	3.0	27.0	3	0	0	0	0	0	0	0	0	0	0	0	0	0	0	0	0	0

SINGLE-GAME HIGHS: DEFENSIVE

Total Tackles	11 vs. Detroit Lions, Nov 14, 2021 9 at Cincinnati Bengals, Sep 11, 2022 ...1 more at 9.	Tackles For Loss	3 vs. Cleveland Browns, Jan 03, 2022 2 at Philadelphia Eagles, Dec 15, 2024 ...12 more at 2.
Solo Tackles	8 vs. Detroit Lions, Nov 14, 2021 7 vs. Cleveland Browns, Jan 03, 2022	Interceptions	1 vs. Cincinnati Bengals, Dec 23, 2023 1 vs. Cleveland Browns, Sep 18, 2023 ...1 more at 1.
Sacks	3.0 at Cincinnati Bengals, Sep 11, 2022 2.5 vs. Cleveland Browns, Jan 08, 2023	Interception Return Yards	2 at Baltimore Ravens, Nov 01, 2020
Passes Defensed	1 vs. Kansas City Chiefs, Dec 25, 2024 1 at Atlanta Falcons, Sep 08, 2024 ...5 more at 1.	Special Teams Tackles	3 vs. Cleveland Browns, Oct 18, 2020 1 vs. Indianapolis Colts, Dec 27, 2020 ...2 more at 1.
Forced Fumbles	1 vs. Baltimore Ravens, Oct 08, 2023 1 vs. Cleveland Browns, Sep 18, 2023 ...6 more at 1.		

SINGLE-GAME HIGHS - POSTSEASON: DEFENSIVE

Total Tackles	3 at Buffalo Bills, Jan 15, 2024 3 at Kansas City Chiefs, Jan 16, 2022 2 at Baltimore Ravens, Jan 11, 2025 2 vs. Cleveland Browns, Jan 10, 2021	Sacks	1.0 at Buffalo Bills, Jan 15, 2024 1.0 at Kansas City Chiefs, Jan 16, 2022
Solo Tackles	2 at Buffalo Bills, Jan 15, 2024 2 at Kansas City Chiefs, Jan 16, 2022 1 vs. Cleveland Browns, Jan 10, 2021	Tackles For Loss	1 at Buffalo Bills, Jan 15, 2024 1 at Kansas City Chiefs, Jan 16, 2022

2024 GAME-BY-GAME REGULAR-SEASON STATISTICS (STEELERS)

DATE	OPPONENT	P/S	TACKLES							INTERCEPTIONS				O. FUMB			ST				MISC		W/L	SCORE			
			TK	S	A	SK	YDS	TFL	YDS	QBH	NO	YDS	LG	TD	PD	FF	FR	TD	YDS	TK	S	A			FF	FR	S
09/08	at Falcons	S	6	1	5	0.0	0.0	0	0	0	0	0	0	1	0	0	0	0	0	0	0	0	0	0	0	W	18-10
09/15	at Broncos	S	4	4	0	1.0	7.0	2	10	1	0	0	0	0	0	0	0	0	0	0	0	0	0	0	0	W	13-6
09/22	Chargers	S	1	1	0	0.0	0.0	0	0	0	0	0	0	0	0	0	0	0	0	0	0	0	0	0	0	W	20-10
09/29	at Colts										ON INACTIVE LIST															L	24-27
10/06	Cowboys										ON INACTIVE LIST															L	17-20
10/13	at Raiders										ON INACTIVE LIST															W	32-13
10/20	Jets	S	4	1	3	0.0	0.0	0	0	2	0	0	0	0	0	0	0	0	0	0	0	0	0	0	0	W	37-15
10/28	Giants	S	4	4	0	2.0	9.0	2	9	6	0	0	0	0	0	0	0	0	0	0	0	0	0	0	0	W	26-18
11/10	at Commanders	S	0	0	0	0.0	0.0	0	0	1	0	0	0	0	0	0	0	0	0	0	0	0	0	0	0	W	28-27
11/17	Ravens										ON INACTIVE LIST															W	18-16
11/21	at Browns										INACTIVE															L	19-24
12/01	at Bengals										ON INACTIVE LIST															W	44-38
12/08	Browns	S	3	2	1	1.0	7.0	2	8	2	0	0	0	0	0	0	0	0	0	0	0	0	0	0	0	W	27-14
12/15	at Eagles	S	8	6	2	1.0	8.0	2	10	1	0	0	0	0	0	0	0	0	0	0	0	0	0	0	0	L	13-27
12/21	at Ravens	S	4	2	2	1.0	9.0	1	9	0	0	0	0	0	1	0	0	0	0	0	0	0	0	0	0	L	17-34
12/25	Chiefs	S	4	3	1	0.0	0.0	0	0	0	0	0	0	1	0	0	0	0	0	0	0	0	0	0	0	L	10-29
01/04	Bengals	S	7	4	3	0.0	0.0	0	0	0	0	0	0	0	0	0	0	0	0	0	0	0	0	0	0	L	17-19
2024 TOTALS		11-11	45	28	17	6.0	40.0	9	46	13	0	0	0	0	2	1	0	0	0	0	0	0	0	0	0	10-7	

2023 GAME-BY-GAME REGULAR-SEASON STATISTICS (STEELERS)

DATE	OPPONENT	P/S	TACKLES							INTERCEPTIONS				O. FUMB			ST			MISC		W/L	SCORE				
			TK	S	A	SK	YDS	TFL	YDS	QBH	NO	YDS	LG	TD	PD	FF	FR	TD	YDS	TK	S			A	FF	FR	S
09/10	49ers	S	7	4	3	0.0	0.0	1	1	0	0	0	0	0	0	0	0	0	0	0	0	0	0	0	0	L	7-30
09/18	Browns	S	7	5	2	1.0	4.0	1	1	0	2	1	30	30	1	1	0	0	0	0	0	0	0	0	0	W	26-22
09/24	at Raiders	S	0	0	0	0.0	0.0	0	0	2	0	0	0	0	0	0	0	0	0	0	0	0	0	0	0	W	23-18
10/01	at Texans	S	3	0	3	0.0	0.0	0	0	3	0	0	0	0	0	0	0	0	0	0	0	0	0	0	0	L	6-30
10/08	Ravens	S	2	1	1	1.0	8.0	0	0	0	0	0	0	0	0	1	0	0	0	0	0	0	0	0	0	W	17-10
10/22	at Rams	S	2	2	0	0.0	0.0	0	0	0	0	0	0	0	0	0	0	0	0	0	0	0	0	0	0	W	24-17
10/29	Jaguars	S	4	3	1	0.5	3.5	1	4	1	0	0	0	0	0	0	0	0	0	0	0	0	0	0	0	L	10-20
11/02	Titans	S	4	2	2	2.0	12.0	2	12	5	0	0	0	0	0	0	0	0	0	0	0	0	0	0	0	W	20-16
11/12	Packers	S	3	1	2	0.0	0.0	0	0	1	0	0	0	0	1	0	0	0	0	0	0	0	0	0	0	W	23-19
11/19	at Browns	S	6	2	4	0.0	0.0	0	0	0	0	0	0	0	0	0	0	0	0	0	0	0	0	0	0	L	10-13
11/26	at Bengals	S	1	0	1	0.0	0.0	0	0	0	0	0	0	0	0	0	0	0	0	0	0	0	0	0	0	W	16-10
12/03	Cardinals	S	8	5	3	1.5	10.0	2	9	2	0	0	0	0	0	0	0	0	0	0	0	0	0	0	0	L	10-24
12/07	Patriots	S	2	2	0	0.0	0.0	0	0	0	0	0	0	0	0	0	0	0	0	0	0	0	0	0	0	L	18-21
12/16	at Colts	S	4	4	0	0.0	0.0	0	0	0	0	0	0	0	0	0	0	0	0	0	0	0	0	0	0	L	13-30
12/23	Bengals	S	1	1	0	1.0	7.0	1	7	1	1	0	0	0	1	0	0	0	0	0	0	0	0	0	0	W	34-11
12/31	at Seahawks	S	0	0	0	0.0	0.0	0	0	1	0	0	0	0	0	0	0	0	0	0	0	0	0	0	0	W	30-23
01/06	at Ravens	S	3	2	1	0.0	0.0	0	0	0	0	0	0	0	0	0	0	0	0	0	0	0	0	0	0	W	17-10
2023 TOTALS		17-17	57	34	23	7.0	44.5	8	33	18	2	30	30T	1	3	2	0	0	0	0	0	0	0	0	0	10-7	

2022 GAME-BY-GAME REGULAR-SEASON STATISTICS (STEELERS)

DATE	OPPONENT	P/S	TACKLES								INTERCEPTIONS				O. FUMB			ST				MISC		W/L	SCORE			
			TK	S	A	SK	YDS	TFL	YDS	QBH	NO	YDS	LG	TD	PD	FF	FR	TD	YDS	TK	S	A	FF			FR	S	A
09/11	at Bengals	S	9	6	3	3.0	23.0	2	14	4	0	0	0	0	0	1	0	0	0	0	0	0	0	0	0	0	W	23-20+
09/18	Patriots	S	3	2	1	0.0	0.0	0	0	1	0	0	0	0	0	0	0	0	0	0	0	0	0	0	0	0	L	14-17
09/22	at Browns	S	8	6	2	1.5	11.0	2	12	2	0	0	0	0	0	0	0	0	0	0	0	0	0	0	0	0	L	17-29
10/02	Jets	S	4	1	3	1.0	4.0	1	4	1	0	0	0	0	0	0	0	0	0	0	0	0	0	0	0	0	L	20-24
10/09	at Bills	S	1	1	0	0.0	0.0	1	4	0	0	0	0	0	0	0	0	0	0	0	0	0	0	0	0	0	L	3-38
10/16	Buccaneers	S	1	1	0	1.0	9.0	0	0	1	0	0	0	0	1	1	0	0	0	0	0	0	0	0	0	0	W	20-18
10/23	at Dolphins	S	1	0	1	0.0	0.0	0	0	0	0	0	0	0	0	0	0	0	0	0	0	0	0	0	0	0	L	10-16
10/30	at Eagles	S	4	2	2	0.0	0.0	1	10	0	0	0	0	0	0	0	0	0	0	0	0	0	0	0	0	0	L	13-35
11/13	Saints	S	5	3	2	2.0	17.0	1	8	1	0	0	0	0	0	0	1	0	0	0	0	0	0	0	0	0	W	20-10
11/20	Bengals	S	1	0	1	0.5	3.0	0	0	3	0	0	0	0	0	0	0	0	0	0	0	0	0	0	0	0	L	30-37
11/28	at Colts	S	6	4	2	1.0	7.0	0	0	2	0	0	0	0	0	0	1	0	0	0	0	0	0	0	0	0	W	24-17
12/04	at Falcons	S	1	1	0	0.0	0.0	0	0	0	0	0	0	0	0	0	0	0	0	0	0	0	0	0	0	0	W	19-16
12/11	Ravens	S	3	1	2	0.0	0.0	0	0	0	0	0	0	0	0	0	0	0	0	0	0	0	0	0	0	0	L	14-16
12/18	at Panthers	S	4	3	1	1.0	8.0	1	8	1	0	0	0	0	0	1	0	0	0	0	0	0	0	0	0	0	W	24-16
12/24	Raiders	S	1	1	0	1.0	13.0	1	13	1	0	0	0	0	0	0	0	0	0	0	0	0	0	0	0	0	W	13-10
01/01	at Ravens	S	3	0	3	0.0	0.0	0	0	0	0	0	0	0	0	0	0	0	0	0	0	0	0	0	0	0	W	16-13
01/08	Browns	S	8	6	2	2.5	23.0	2	18	3	0	0	0	0	0	0	0	0	0	0	0	0	0	0	0	0	W	28-14
2022 TOTALS		17-17	63	38	25	14.5	118.0	12	91	20	0	0	0	0	1	5	0	0	0	0	0	0	0	0	0	0	9-8	
+- Overtime																												

+- Overtime

2021 GAME-BY-GAME REGULAR-SEASON STATISTICS (STEELERS)

DATE	OPPONENT	P/S	TACKLES							INTERCEPTIONS				O. FUMB			ST			MISC		W/L	SCORE				
			TK	S	A	SK	YDS	TFL	YDS	QBH	NO	YDS	LG	TD	PD	FF	FR	TD	YDS	TK	S			A	FF	FR	S
09/12	at Bills	S	4	3	1	0.0	0.0	0	0	0	0	0	0	0	0	0	0	0	0	0	0	0	0	0	0	W	23-16
09/19	Raiders	S	4	3	1	0.0	0.0	1	4	0	0	0	0	0	0	0	0	0	0	0	0	0	0	0	0	L	17-26
09/26	Bengals									ON INACTIVE LIST																L	10-24
10/03	at Packers	S	5	2	3	0.0	0.0	0	0	0	0	0	0	0	0	0	0	0	0	0	0	0	0	0	0	L	17-27
10/10	Broncos	S	1	1	0	0.0	0.0	0	0	0	0	0	0	0	0	0	0	0	0	0	0	0	0	0	0	W	27-19
10/17	Seahawks	S	7	2	5	1.5	15.5	2	9	4	0	0	0	0	0	0	0	0	0	0	0	0	0	0	0	W	23-20+
10/31	at Browns	S	4	1	3	0.0	0.0	1	1	0	0	0	0	0	0	0	0	0	0	0	0	0	0	0	0	W	15-10
11/08	Bears	S	3	0	3	0.0	0.0	0	0	2	0	0	0	0	0	0	0	0	0	0	0	0	0	0	0	W	29-27
11/14	Lions	S	11	8	3	0.0	0.0	2	9	1	0	0	0	0	0	0	0	0	0	0	0	0	0	0	0	T	16-16
11/21	at Chargers	S	6	3	3	1.5	6.0	1	4	3	0	0	0	0	0	0	0	0	0	0	0	0	0	0	0	L	37-41
11/28	at Bengals	S	5	3	2	0.0	0.0	2	8	0	0	0	0	0	0	0	0	0	0	0	0	0	0	0	0	L	10-41
12/05	Ravens	S	3	3	0	0.0	0.0	2	3	0	0	0	0	0	0	0	0	0	0	0	0	0	0	0	0	W	20-19
12/09	at Vikings	S	1	1	0	0.0	0.0	1	0	0	0	0	0	0	0	0	0	0	0	0	0	0	0	0	0	L	28-36
12/19	Titans	S	4	4	0	0.0	0.0	0	0	1	0	0	0	0	0	0	0	0	0	0	0	0	0	0	0	W	19-13
12/26	at Chiefs	S	5	2	3	1.0	0.0	0	0	1	0	0	0	0	0	1	0	0	0	0	0	0	0	0	0	L	10-36
01/03	Browns	S	7	7	0	2.0	14.0	3	16	2	0	0	0	0	0	0	0	0	0	0	0	0	0	0	0	W	26-14
01/09	at Ravens	S	4	3	1	0.0	0.0	0	0	1	0	0	0	0	0	0	0	0	0	0	0	0	0	0	0	W	16-13+
2021 TOTALS		16-16	74	46	28	6.0	35.5	15	54	15	0	0	0	0	0	1	0	0	0	0	0	0	0	0	0	9-7-1	
+ - Overtime																											

2020 GAME-BY-GAME REGULAR-SEASON STATISTICS (STEELERS)

DATE	OPPONENT	P/S	TACKLES							INTERCEPTIONS				O. FUMB			ST			MISC		W/L	SCORE				
			TK	S	A	SK	YDS	TFL	YDS	QBH	NO	YDS	LG	TD	PD	FF	FR	TD	YDS	TK	S			A	FF	FR	S
09/14	at Giants	P	1	1	0	0.0	0.0	0	0	0	0	0	0	0	0	0	0	0	0	0	0	0	0	0	0	W	26-16
09/20	Broncos	P	0	0	0	0.0	0.0	0	0	0	0	0	0	0	0	0	0	0	0	0	0	0	0	0	0	W	26-21
09/27	Texans	P	1	1	0	0.0	0.0	1	1	0	0	0	0	0	0	0	0	0	0	0	0	0	0	0	0	W	28-21
10/11	Eagles	P	1	1	0	0.0	0.0	0	0	0	0	0	0	0	0	0	0	0	0	0	0	0	0	0	0	W	38-29
10/18	Browns	P	0	0	0	0.0	0.0	0	0	0	0	0	0	0	0	0	0	0	3	2	1	0	0	0	0	W	38-7
10/25	at Titans	P	4	3	1	0.0	0.0	0	0	0	0	0	0	0	0	0	0	0	0	0	0	0	0	0	0	W	27-24
11/01	at Ravens	P	2	0	2	0.0	0.0	0	0	0	1	2	2	0	1	0	0	0	0	0	0	0	0	0	0	W	28-24
11/08	at Cowboys	P	2	2	0	1.0	6.0	1	6	1	0	0	0	0	0	0	0	0	1	1	0	0	0	0	0	W	24-19
11/15	Bengals	P	1	1	0	0.0	0.0	1	1	0	0	0	0	0	0	0	0	0	0	0	0	0	0	0	0	W	36-10
11/22	at Jaguars	P	2	2	0	0.0	0.0	0	0	0	0	0	0	0	0	0	0	0	0	0	0	0	0	0	0	W	27-3
12/02	Ravens	P	1	0	1	0.0	0.0	0	0	0	0	0	0	0	0	0	0	0	1	0	1	0	0	0	0	W	19-14
12/07	Football Team	S	5	2	3	0.0	0.0	0	0	0	0	0	0	0	0	0	0	0	0	0	0	0	0	0	0	L	17-23
12/13	at Bills	S	1	1	0	0.0	0.0	1	4	1	0	0	0	0	0	0	0	0	0	0	0	0	0	0	0	L	15-26
12/21	at Bengals	S	5	3	2	0.0	0.0	0	0	1	0	0	0	0	0	0	0	0	0	0	0	0	0	0	0	L	17-27
12/27	Colts	S	7	3	4	0.0	0.0	0	0	2	0	0	0	0	0	0	0	0	1	1	0	0	0	0	0	W	28-24
01/03	at Browns	S	9	6	3	1.0	10.0	1	10	1	0	0	0	0	0	0	0	0	0	0	0	0	0	0	0	L	22-24
2020 TOTALS			16-5	42	26	16	2.0	16.0	5	22	6	1	2	2	0	1	0	0	0	6	4	2	0	0	0	0	12-4

2024 GAME-BY-GAME POSTSEASON STATISTICS (STEELERS)

DATE	OPPONENT	P/S	TACKLES							INTERCEPTIONS				O. FUMB			ST			MISC		W/L	SCORE				
			TK	S	A	SK	YDS	TFL	YDS	QBH	NO	YDS	LG	TD	PD	FF	FR	TD	YDS	TK	S			A	FF	FR	S
01/11	at Ravens	S	2	1	1	1.0	10.0	1	10	1	0	0	0	0	0	0	0	0	0	0	0	0	0	0	0	L	14-28
2024 TOTALS			1-1	2	1	1	1.0	10.0	1	10	1	0	0	0	0	0	0	0	0	0	0	0	0	0	0	0-1	

2023 GAME-BY-GAME POSTSEASON STATISTICS (STEELERS)

DATE	OPPONENT	P/S	TACKLES							INTERCEPTIONS				O. FUMB			ST			MISC		W/L	SCORE				
			TK	S	A	SK	YDS	TFL	YDS	QBH	NO	YDS	LG	TD	PD	FF	FR	TD	YDS	TK	S			A	FF	FR	S
01/15	at Bills	S	3	2	1	1.0	7.0	1	7	1	0	0	0	0	0	0	0	0	0	0	0	0	0	0	0	L	17-31
2023 TOTALS			1-1	3	2	1	1.0	7.0	1	7	1	0	0	0	0	0	0	0	0	0	0	0	0	0	0	0-1	



DONTE^{CB}
JACKSON

HEIGHT: 5-10
WEIGHT: 180
COLLEGE: LSU
BORN: November 8, 1995

HOW ACQUIRED: TR '24 (CAR)
NFL EXPERIENCE: 7th year
BIRTHPLACE Metairie, LA



DONTE JACKSON'S NFL REGULAR SEASON DEFENSIVE STATISTICS

DATE	TEAM	GP	GS	TK	S	A	TACKLES				YDS	QBH	INTERCEPTIONS				O. FUMB				ST				MISC		
							TFL	YDS	SK	NO			YDS	LG	TD	PD	FF	FR	TD	YDS	TK	S	A	FF		FR	
2018	Panthers	16	16	73	62	11	4	15	1.0	8.0	1	4	0	0	0	9	1	0	0	0	1	1	0	0	0	0	0
2019	Panthers	13	10	40	32	8	1	2	0.0	0.0	0	3	25	25	0	8	0	1	0	0	0	0	0	1	0	0	0
2020	Panthers	14	13	34	22	12	1	1	0.0	0.0	0	3	110	66	0	11	0	0	0	0	0	0	0	0	0	0	0
2021	Panthers	12	12	61	50	11	3	5	0.0	0.0	0	2	21	21	0	10	1	0	0	0	0	0	0	0	0	0	0
2022	Panthers	9	9	35	32	3	1	2	0.0	0.0	0	2	30	30	1	3	0	0	0	0	0	0	0	0	0	0	0
2023	Panthers	16	16	59	49	10	5	4	0.0	0.0	0	0	0	0	0	5	1	0	0	0	0	0	0	0	0	0	0
2024	Steelers	15	15	38	28	10	2	2	0.0	0.0	0	5	88	49	0	8	0	1	0	-1	0	0	0	0	0	0	0
NFL TOTALS		95	91	340	275	65	17	31	1.0	8.0	1	19	274	66	1	54	3	2	0	-1	1	1	0	0	1	0	0

DONTE JACKSON'S NFL POSTSEASON DEFENSIVE STATISTICS

		TACKLES										INTERCEPTIONS						O. FUMB				ST				MISC	
DATE	TEAM	GP	GS	TK	S	A	TFL	YDS	SK	YDS	QBH	NO	YDS	LG	TD	PD	FF	FR	TD	YDS	TK	S	A	FF	FR	S	A
2024	Steelers	1	1	2	1	1	0	0	0.0	0.0	0	0	0	0	0	0	0	0	0	0	0	0	0	0	0	0	0
NFL TOTALS		1	1	2	1	1	0	0	0.0	0.0	0	0	0	0	0	0	0	0	0	0	0	0	0	0	0	0	0

SINGLE-GAME HIGHS: DEFENSIVE

Total Tackles	11 at Miami Dolphins, Nov 28, 2021 10 vs. Tampa Bay Buccaneers, Oct 23, 2022 ...1 more at 10.	Tackles For Loss	2 at Jacksonville Jaguars, Dec 31, 2023 2 at Pittsburgh Steelers, Nov 08, 2018 2 at Arizona Cardinals, Sep 22, 2019
Solo Tackles	10 vs. Tampa Bay Buccaneers, Oct 23, 2022 10 at Miami Dolphins, Nov 28, 2021	Interceptions	2 vs. Cincinnati Bengals, Sep 23, 2018
Sacks	1.0 vs. Baltimore Ravens, Oct 28, 2018	Interception Return Yards	66 at Los Angeles Chargers, Sep 27, 2020 49 at Atlanta Falcons, Sep 08, 2024
Passes Defensed	3 at Green Bay Packers, Nov 10, 2019 2 at Las Vegas Raiders, Oct 13, 2024 ...10 more at 2.	Special Teams Tackles	1 at Washington Redskins, Oct 14, 2018
Forced Fumbles	1 vs. Houston Texans, Oct 29, 2023 1 vs. Philadelphia Eagles, Oct 10, 2021 ...1 more at 1.	Special Teams Fumble Recoveries	1 vs. Tampa Bay Buccaneers, Sep 12, 2019
Fumble Recoveries	1 at Cleveland Browns, Nov 21, 2024 1 vs. Tennessee Titans, Nov 03, 2019		

SINGLE-GAME HIGHS - POSTSEASON: DEFENSIVE

Total Tackles	2 at Baltimore Ravens, Jan 11, 2025	Solo Tackles	1 at Baltimore Ravens, Jan 11, 2025
---------------	-------------------------------------	--------------	-------------------------------------

2024 GAME-BY-GAME REGULAR-SEASON STATISTICS (STEELERS)

DATE	OPPONENT	P/S	TACKLES								INTERCEPTIONS				O. FUMB				ST				MISC		W/L	SCORE	
			TK	S	A	SK	YDS	TFL	YDS	QBH	NO	YDS	LG	TD	PD	FF	FR	TD	YDS	TK	S	A	FF	FR			S
09/08	at Falcons	S	2	1	1	0.0	0.0	0	0	0	1	49	49	0	2	0	0	0	0	0	0	0	0	0	0	W	18-10
09/15	at Broncos	S	3	1	2	0.0	0.0	1	1	0	0	0	0	0	0	0	0	0	0	0	0	0	0	0	0	W	13-6
09/22	Chargers	S	5	2	3	0.0	0.0	0	0	0	0	0	0	0	0	0	0	0	0	0	0	0	0	0	0	W	20-10
09/29	at Colts	S	3	3	0	0.0	0.0	0	0	0	0	0	0	0	1	0	0	0	0	0	0	0	0	0	0	L	24-27
10/06	Cowboys	S	4	4	0	0.0	0.0	0	0	0	1	2	2	0	1	0	0	0	0	0	0	0	0	0	0	L	17-20
10/13	at Raiders	S	1	1	0	0.0	0.0	0	0	0	1	24	24	0	2	0	0	0	0	0	0	0	0	0	0	W	32-13
10/20	Jets	S	2	2	0	0.0	0.0	1	1	0	0	0	0	0	0	0	0	0	0	0	0	0	0	0	0	W	37-15
10/28	Giants	S	4	2	2	0.0	0.0	0	0	0	0	0	0	0	0	0	0	0	0	0	0	0	0	0	0	W	26-18
11/10	at Commanders	S	2	1	1	0.0	0.0	0	0	0	0	0	0	0	0	0	0	0	0	0	0	0	0	0	0	W	28-27
11/17	Ravens	S	0	0	0	0.0	0.0	0	0	0	0	0	0	0	0	0	0	0	0	0	0	0	0	0	0	W	18-16
11/21	at Browns	S	3	3	0	0.0	0.0	0	0	0	1	2	2	0	1	1	0	-1	0	0	0	0	0	0	0	L	19-24
12/01	at Bengals	S	0	0	0	0.0	0.0	0	0	0	1	11	11	0	1	0	0	0	0	0	0	0	0	0	0	W	44-38
12/08	Browns	S	2	1	1	0.0	0.0	0	0	0	0	0	0	0	0	0	0	0	0	0	0	0	0	0	0	W	27-14
12/15	at Eagles	S	3	3	0	0.0	0.0	0	0	0	0	0	0	0	0	0	0	0	0	0	0	0	0	0	0	L	13-27
12/21	at Ravens										INACTIVE															L	17-34
12/25	Chiefs	S	4	4	0	0.0	0.0	0	0	0	0	0	0	0	0	0	0	0	0	0	0	0	0	0	0	L	10-29
01/04	Bengals										ON INACTIVE LIST															L	17-19
2024 TOTALS		15-15	38	28	10	0.0	0.0	2	2	0	5	88	49	0	8	0	1	0	-1	0	0	0	0	0	0	0	10-7

TACKLES	INTERCEPTIONS	O. FUMB
---------	---------------	---------

[illegible]

TACKLES	INTERCEPTIONS	O. FUMB
---------	---------------	---------

[illegible]

+ - Overtime

TACKLES	INTERCEPTIONS	O. FUMB
---------	---------------	---------

[illegible]

+ - Overtime

2020 GAME-BY-GAME REGULAR-SEASON STATISTICS (PANTHERS)

DATE	OPPONENT	P/S	TACKLES							INTERCEPTIONS					O. FUMB			ST			MISC		W/L	SCORE				
			TK	S	A	SK	YDS	TFL	YDS	QBH	NO	YDS	LG	TD	PD	FF	FR	TD	YDS	TK	S	A			FF	FR	S	A
09/13	Raiders	S	0	0	0	0.0	0.0	0	0	0	0	0	0	0	0	0	0	0	0	0	0	0	0	0	0	L	30-34	
09/20	at Buccaneers	S	3	1	2	0.0	0.0	0	0	0	1	44	44	0	1	0	0	0	0	0	0	0	0	0	0	L	17-31	
09/27	at Chargers	S	1	1	0	0.0	0.0	0	0	0	1	66	66	0	2	0	0	0	0	0	0	0	0	0	0	W	21-16	
10/04	Cardinals	S	5	2	3	0.0	0.0	0	0	0	0	0	0	1	0	0	0	0	0	0	0	0	0	0	0	W	31-21	
10/11	at Falcons	S	0	0	0	0.0	0.0	0	0	0	0	0	0	0	0	0	0	0	0	0	0	0	0	0	0	W	23-16	
10/18	Bears	P	2	2	0	0.0	0.0	0	0	0	0	0	0	1	0	0	0	0	0	0	0	0	0	0	0	L	16-23	
10/25	at Saints	S	0	0	0	0.0	0.0	0	0	0	0	0	0	0	0	0	0	0	0	0	0	0	0	0	0	L	24-27	
10/29	Falcons	S	3	3	0	0.0	0.0	0	0	0	1	0	0	0	1	0	0	0	0	0	0	0	0	0	0	L	17-25	
11/08	at Chiefs	S	2	2	0	0.0	0.0	0	0	0	0	0	0	0	0	0	0	0	0	0	0	0	0	0	0	L	31-33	
11/15	Buccaneers	S	2	1	1	0.0	0.0	0	0	0	0	0	0	0	0	0	0	0	0	0	0	0	0	0	0	L	23-46	
11/22	Lions										ON INACTIVE LIST																W	20-0
11/29	at Vikings										ON INACTIVE LIST																L	27-28
12/13	Broncos	S	3	2	1	0.0	0.0	1	1	0	0	0	0	0	2	0	0	0	0	0	0	0	0	0	0	0	L	27-32
12/19	at Packers	S	5	3	2	0.0	0.0	0	0	0	0	0	0	0	0	0	0	0	0	0	0	0	0	0	0	L	16-24	
12/27	at Football Team	S	3	3	0	0.0	0.0	0	0	0	0	0	0	0	2	0	0	0	0	0	0	0	0	0	0	W	20-13	
01/03	Saints	S	5	2	3	0.0	0.0	0	0	0	0	0	0	0	1	0	0	0	0	0	0	0	0	0	0	L	7-33	
2020 TOTALS			14-13	34	22	12	0.0	0.0	1	1	0	3	110	66	0	11	0	0	0	0	0	0	0	0	0	0	5-11	

2019 GAME-BY-GAME REGULAR-SEASON STATISTICS (PANTHERS)

DATE	OPPONENT	P/S	TACKLES							INTERCEPTIONS				O. FUMB			ST			MISC		W/L/T	SCORE					
			TK	S	A	SK	YDS	TFL	YDS	QBH	NO	YDS	LG	TD	PD	FF	FR	TD	YDS	TK	S			A	FF	FR	S	A
09/08	Rams	S	3	3	0	0.0	0.0	0	0	0	0	0	0	1	0	0	0	0	0	0	0	0	0	0	L	27-30		
09/12	Buccaneers	S	6	4	2	0.0	0.0	0	0	0	0	0	0	0	0	0	0	0	0	0	0	1	0	0	L	14-20		
09/22	at Cardinals	S	5	5	0	0.0	0.0	1	2	0	2	25	25	0	2	0	0	0	0	0	0	0	0	0	W	38-20		
09/29	at Texans										ON INACTIVE LIST																W	16-10
10/06	Jaguars										ON INACTIVE LIST																W	34-27
10/13	at Buccaneers										ON INACTIVE LIST																W	37-26
10/27	at 49ers	P	2	2	0	0.0	0.0	0	0	0	0	0	0	0	0	0	0	0	0	0	0	0	0	0	L	13-51		
11/03	Titans	S	1	1	0	0.0	0.0	0	0	0	1	0	0	0	1	0	1	0	0	0	0	0	0	0	W	30-20		
11/10	at Packers	S	5	5	0	0.0	0.0	0	0	0	0	0	0	3	0	0	0	0	0	0	0	0	0	0	L	16-24		
11/17	Falcons	S	4	4	0	0.0	0.0	0	0	0	0	0	0	0	0	0	0	0	0	0	0	0	0	0	L	3-29		
11/24	at Saints	S	3	0	3	0.0	0.0	0	0	0	0	0	0	1	0	0	0	0	0	0	0	0	0	0	L	31-34		
12/01	Redskins	S	2	0	2	0.0	0.0	0	0	0	0	0	0	0	0	0	0	0	0	0	0	0	0	0	L	21-29		
12/08	at Falcons	S	4	4	0	0.0	0.0	0	0	0	0	0	0	0	0	0	0	0	0	0	0	0	0	0	L	20-40		
12/15	Seahawks	S	4	3	1	0.0	0.0	0	0	0	0	0	0	0	0	0	0	0	0	0	0	0	0	0	L	24-30		
12/22	at Colts	P	0	0	0	0.0	0.0	0	0	0	0	0	0	0	0	0	0	0	0	0	0	0	0	0	L	6-38		
12/29	Saints	P	1	1	0	0.0	0.0	0	0	0	0	0	0	0	0	0	0	0	0	0	0	0	0	0	L	10-42		
2019 TOTALS			13-10	40	32	8	0.0	0.0	1	2	0	3	25	25	0	8	0	1	0	0	0	0	0	1	0	5-11		

2018 GAME-BY-GAME REGULAR-SEASON STATISTICS (PANTHERS)

DATE	OPPONENT	P/S	TACKLES							INTERCEPTIONS				O. FUMB			ST			MISC		W/L	SCORE				
			TK	S	A	SK	YDS	TFL	YDS	QBH	NO	YDS	LG	TD	PD	FF	FR	TD	YDS	TK	S			A	FF	FR	S
09/09	Cowboys	S	5	4	1	0.0	0.0	0	0	0	0	0	0	0	0	0	0	0	0	0	0	0	0	0	0	W	16-8
09/16	at Falcons	S	7	7	0	0.0	0.0	0	0	0	1	0	0	0	1	1	0	0	0	0	0	0	0	0	0	L	24-31
09/23	Bengals	S	7	7	0	0.0	0.0	0	0	0	2	0	0	0	2	0	0	0	0	0	0	0	0	0	0	W	31-21
10/07	Giants	S	6	5	1	0.0	0.0	0	0	0	0	0	0	0	0	0	0	0	0	0	0	0	0	0	0	W	33-31
10/14	at Redskins	S	2	2	0	0.0	0.0	0	0	0	0	0	0	0	2	0	0	0	0	1	1	0	0	0	0	L	17-23
10/21	at Eagles	S	1	1	0	0.0	0.0	0	0	0	0	0	0	0	0	0	0	0	0	0	0	0	0	0	0	W	21-17
10/28	Ravens	S	3	2	1	1.0	8.0	1	8	1	0	0	0	0	1	0	0	0	0	0	0	0	0	0	0	W	36-21
11/04	Buccaneers	S	5	5	0	0.0	0.0	0	0	0	1	0	0	0	1	0	0	0	0	0	0	0	0	0	0	W	42-28
11/08	at Steelers	S	4	4	0	0.0	0.0	2	4	0	0	0	0	0	0	0	0	0	0	0	0	0	0	0	0	L	21-52
11/18	at Lions	S	1	1	0	0.0	0.0	0	0	0	0	0	0	0	0	0	0	0	0	0	0	0	0	0	0	L	19-20
11/25	Seahawks	S	1	0	1	0.0	0.0	0	0	0	0	0	0	0	0	0	0	0	0	0	0	0	0	0	0	L	27-30
12/02	at Buccaneers	S	6	6	0	0.0	0.0	0	0	0	0	0	0	0	0	0	0	0	0	0	0	0	0	0	0	L	17-24
12/09	at Browns	S	10	8	2	0.0	0.0	0	0	0	0	0	0	0	1	0	0	0	0	0	0	0	0	0	0	L	20-26
12/17	Saints	S	3	2	1	0.0	0.0	1	3	0	0	0	0	0	1	0	0	0	0	0	0	0	0	0	0	L	9-12
12/23	Falcons	S	3	2	1	0.0	0.0	0	0	0	0	0	0	0	0	0	0	0	0	0	0	0	0	0	0	L	10-24
12/30	at Saints	S	9	6	3	0.0	0.0	0	0	0	0	0	0	0	0	0	0	0	0	0	0	0	0	0	0	W	33-14
2018 TOTALS			16-16	73	62	11	1.0	8.0	4	15	1	4	0	0	0	9	1	0	0	0	1	1	0	0	0	0	7-9

2024 GAME-BY-GAME POSTSEASON STATISTICS (STEELERS)

DATE	OPPONENT	P/S	TACKLES							INTERCEPTIONS				O. FUMB			ST			MISC		W/L	SCORE				
			TK	S	A	SK	YDS	TFL	YDS	QBH	NO	YDS	LG	TD	PD	FF	FR	TD	YDS	TK	S			A	FF	FR	S
01/11	at Ravens	S	2	1	1	0.0	0.0	0	0	0	0	0	0	0	0	0	0	0	0	0	0	0	0	0	0	L	14-28
2024 TOTALS			1-1	2	1	1	0.0	0.0	0	0	0	0	0	0	0	0	0	0	0	0	0	0	0	0	0	0-1	



VAN^{WR} JEFFERSON

HEIGHT: 6-1
WEIGHT: 200
COLLEGE: Florida
BORN: July 26, 1996

HOW ACQUIRED: FA '24
NFL EXPERIENCE: 5th year
BIRTHPLACE: Brentwood, TN



VAN JEFFERSON'S NFL REGULAR SEASON RUSHING/RECEIVING STATISTICS

DATE	TEAM	GP	GS	RECEIVING					RUSHING				
				NO.	YDS.	AVG.	LG	TD	NO.	YDS.	AVG.	LG	TD
2020	Rams	16	0	19	220	11.6	31	1	1	-1	-1.0	-1	0
2021	Rams	17	17	50	802	16.0	79t	6	2	20	10.0	10	0
2022	Rams	11	9	24	369	15.4	39	3	0	0	0.0	0	0
2023	Rams	5	4	8	108	13.5	46	0	1	4	4.0	4	0
Went from L.A. Rams to Atlanta.													
2023	Falcons	12	8	12	101	8.4	14	0	0	0	0.0	0	0
2023	TOTAL	17	12	20	209	10.5	46	0	1	4	4.0	4	0
2024	Steelers	17	12	24	276	11.5	43	2	0	0	0.0	0	0
NFL TOTALS		78	50	137	1,876	13.7	79T	12	4	23	5.8	10	0

VAN JEFFERSON'S NFL POSTSEASON RUSHING/RECEIVING STATISTICS

DATE	TEAM	GP	GS	RECEIVING					RUSHING				
				NO.	YDS.	AVG.	LG	TD	NO.	YDS.	AVG.	LG	TD
2020	Rams	2	1	6	46	7.7	16	1	0	0	0.0	0	0
2021	Rams	4	4	9	102	11.3	41	0	1	15	15.0	15	0
2024	Steelers	1	1	2	37	18.5	30t	1	0	0	0.0	0	0
NFL TOTALS		7	6	17	185	10.9	41	2	1	15	15.0	15	0

VAN JEFFERSON'S NFL REGULAR SEASON RETURN STATISTICS

DATE	TEAM	RET.	KICKOFF RETURNS					PUNT RETURNS				
			YDS.	AVG.	LG	TD	NO.	FC	YDS.	AVG.	LG	TD
2020	Rams	1	13	13.0	13	0	0	0	0	0.0	0	0
2021	Rams	0	0	0.0	0	0	0	0	0	0.0	0	0
2022	Rams	0	0	0.0	0	0	0	0	0	0.0	0	0
2023	Rams	0	0	0.0	0	0	0	0	0	0.0	0	0
Went from L.A. Rams to Atlanta.												
2023	Falcons	0	0	0.0	0	0	0	0	0	0.0	0	0
2023	TOTAL	0	0	0.0	0	0	0	0	0	0.0	0	0
2024	Steelers	0	0	0.0	0	0	0	0	0	0.0	0	0
NFL TOTALS		1	13	13.0	13	0	0	0	0	0.0	0	0

VAN JEFFERSON'S NFL POSTSEASON RETURN STATISTICS

DATE	TEAM	RET.	KICKOFF RETURNS					PUNT RETURNS				
			YDS.	AVG.	LG	TD	NO.	FC	YDS.	AVG.	LG	TD
2020	Rams	0	0	0.0	0	0	0	0	0	0.0	0	0
2021	Rams	0	0	0.0	0	0	0	0	0	0.0	0	0
2024	Steelers	0	0	0.0	0	0	0	0	0	0.0	0	0
NFL TOTALS		0	0	0.0	0	0	0	0	0	0.0	0	0

SINGLE-GAME HIGHS: RUSHING/RECEIVING

- Rush Attempts
- 1 at Cincinnati Bengals, Sep 25, 2023
1 vs. Seattle Seahawks, Dec 21, 2021
...2 more at 1.
- Rushing Yards
- 10 vs. Seattle Seahawks, Dec 21, 2021
10 at Arizona Cardinals, Dec 13, 2021
10 vs. Seattle Seahawks, Dec 21, 2021
10 at Arizona Cardinals, Dec 13, 2021
- Receptions
- 6 vs. Jacksonville Jaguars, Dec 05, 2021
6 vs. Arizona Cardinals, Oct 03, 2021
- Receiving Yards
- 93 at Green Bay Packers, Nov 28, 2021
90 vs. Arizona Cardinals, Dec 03, 2021
- Receiving Average
- 31.0 at Green Bay Packers, Nov 28, 2021
29.3 at Houston Texans, Oct 31, 2021
- Longest Receptions
- 79t at Green Bay Packers, Nov 28, 2021
68 at Houston Texans, Oct 31, 2021
- Receiving TDs
- 1 vs. New York Jets, Oct 20, 2024
1 vs. Las Vegas Raiders, Dec 08, 2022
...9 more at 1.

- All-Purpose Yards
- 93 at Green Bay Packers, Nov 28, 2021
90 vs. Arizona Cardinals, Oct 03, 2021
- Kickoff Returns
- 1 vs. New England Patriots, Dec 10, 2020
- Kickoff Return Yards
- 13 vs. New England Patriots, Dec 10, 2020
- Longest Kickoff Return
- 13 vs. New England Patriots, Dec 10, 2020
- Special Teams Tackles
- 1 vs. New England Patriots, Dec 10, 2020
- Most TDs
- 1 vs. Cleveland Browns, Dec 08, 2024
1 vs. New York Jets, Oct 20, 2024
...10 more at 1.
- Miscellaneous Tackles
- 1 at Cincinnati Bengals, Sep 25, 2023
1 at Minnesota Vikings, Dec 26, 2021
...2 more at 1.

SINGLE-GAME HIGHS - POSTSEASON: RUSHING/RECEIVING

Rush Attempts	1 at Tampa Bay Buccaneers, Jan 23, 2022	Longest Receptions	41 vs. Arizona Cardinals, Jan 17, 2022
Rushing Yards	15 at Tampa Bay Buccaneers, Jan 23, 2022		30† at Baltimore Ravens, Jan 11, 2025
Longest Runs	15 at Tampa Bay Buccaneers, Jan 23, 2022		18 at Tampa Bay Buccaneers, Jan 23, 2022
Receptions	6 at Green Bay Packers, Jan 16, 2021		16 at Green Bay Packers, Jan 16, 2021
	4 at Cincinnati Bengals, Feb 13, 2022	Receiving TDs	13 at Cincinnati Bengals, Feb 13, 2022
	2 vs. San Francisco 49ers, Jan 30, 2022		1 at Green Bay Packers, Jan 16, 2021
	2 at Tampa Bay Buccaneers, Jan 23, 2022	All-Purpose Yards	46 at Green Bay Packers, Jan 16, 2021
	1 vs. Arizona Cardinals, Jan 17, 2022		44 at Tampa Bay Buccaneers, Jan 23, 2022
Receiving Yards	46 at Green Bay Packers, Jan 16, 2021		41 vs. Arizona Cardinals, Jan 17, 2022
	41 vs. Arizona Cardinals, Jan 17, 2022		37 at Baltimore Ravens, Jan 11, 2025
	37 at Baltimore Ravens, Jan 11, 2025		23 at Cincinnati Bengals, Feb 13, 2022
	29 at Tampa Bay Buccaneers, Jan 23, 2022	Special Teams Tackles	1 at Seattle Seahawks, Jan 09, 2021
	23 at Cincinnati Bengals, Feb 13, 2022	Most TDs	1 at Baltimore Ravens, Jan 11, 2025
Receiving Average	7.7 at Green Bay Packers, Jan 16, 2021		1 at Green Bay Packers, Jan 16, 2021
	5.8 at Cincinnati Bengals, Feb 13, 2022		

2024 GAME-BY-GAME REGULAR-SEASON STATISTICS (STEELERS)

DATE	OPPONENT	P/S	RECEIVING					RUSHING					W/L	SCORE
			NO.	YDS.	AVG.	LG	TD	NO.	YDS.	AVG.	LG	TD		
09/08	at Falcons	S	1	1	1.0	1	0	0	0	0.0	0	0	W	18-10
09/15	at Broncos	S	2	14	7.0	12	0	0	0	0.0	0	0	W	13-6
09/22	Chargers	S	0	0	0.0	0	0	0	0	0.0	0	0	W	20-10
09/29	at Colts	P	2	21	10.5	12	0	0	0	0.0	0	0	L	24-27
10/06	Cowboys	S	3	26	8.7	11	0	0	0	0.0	0	0	L	17-20
10/13	at Raiders	S	0	0	0.0	0	0	0	0	0.0	0	0	W	32-13
10/20	Jets	S	2	15	7.5	11	1	0	0	0.0	0	0	W	37-15
10/28	Giants	S	4	62	15.5	36	0	0	0	0.0	0	0	W	26-18
11/10	at Commanders	S	0	0	0.0	0	0	0	0	0.0	0	0	W	28-27
11/17	Ravens	S	0	0	0.0	0	0	0	0	0.0	0	0	W	18-16
11/21	at Browns	S	2	39	19.5	35	0	0	0	0.0	0	0	L	19-24
12/01	at Bengals	P	1	43	43.0	43	0	0	0	0.0	0	0	W	44-38
12/08	Browns	P	1	10	10.0	10†	1	0	0	0.0	0	0	W	27-14
12/15	at Eagles	S	1	0	0.0	0	0	0	0	0.0	0	0	L	13-27
12/21	at Ravens	P	2	27	13.5	21	0	0	0	0.0	0	0	L	17-34
12/25	Chiefs	P	0	0	0.0	0	0	0	0	0.0	0	0	L	10-29
01/04	Bengals	S	3	18	6.0	8	0	0	0	0.0	0	0	L	17-19
2024 TOTALS	17-12		24	276	11.5	43	2	0	0	0.0	0	0	10-7	

2023 GAME-BY-GAME REGULAR-SEASON STATISTICS (RAMS/FALCONS)

DATE	OPPONENT	P/S	RECEIVING					RUSHING					W/L	SCORE
			NO.	YDS.	AVG.	LG	TD	NO.	YDS.	AVG.	LG	TD		
09/10	at Seahawks	S	4	24	6.0	10	0	0	0	0.0	0	0	W	30-13
09/17	49ers	S	1	9	9.0	9	0	0	0	0.0	0	0	L	23-30
09/25	at Bengals	S	1	46	46.0	46	0	1	4	4.0	4	0	L	16-19
10/01	at Colts	S	2	29	14.5	16	0	0	0	0.0	0	0	W	29-23+
10/08	Eagles	P	0	0	0.0	0	0	0	0	0.0	0	0	L	14-23
10/15	Commanders	P	0	0	0.0	0	0	0	0	0.0	0	0	L	16-24
10/22	at Buccaneers	P	1	5	5.0	5	0	0	0	0.0	0	0	W	16-13
10/29	at Titans	S	3	24	8.0	11	0	0	0	0.0	0	0	L	23-28
11/05	Vikings	S	1	14	14.0	14	0	0	0	0.0	0	0	L	28-31
11/12	at Cardinals	S	0	0	0.0	0	0	0	0	0.0	0	0	L	23-25
11/26	Saints	S	1	13	13.0	13	0	0	0	0.0	0	0	W	24-15
12/03	at Jets	S	0	0	0.0	0	0	0	0	0.0	0	0	W	13-8
12/10	Buccaneers	P	0	0	0.0	0	0	0	0	0.0	0	0	L	25-29
12/17	at Panthers	P	0	0	0.0	0	0	0	0	0.0	0	0	L	7-9
12/24	Colts	S	1	13	13.0	13	0	0	0	0.0	0	0	W	29-10
12/31	at Bears	S	3	19	6.3	9	0	0	0	0.0	0	0	L	17-37
01/07	at Saints	S	2	13	6.5	7	0	0	0	0.0	0	0	L	17-48
2023 TOTALS	17-12		20	209	10.5	46	0	1	4	4.0	4	0	6-11	

+ - Overtime

2022 GAME-BY-GAME REGULAR-SEASON STATISTICS (RAMS)

			RECEIVING					RUSHING					W/L	SCORE
DATE	OPPONENT	P/S	NO.	YDS.	AVG.	LG	TD	NO.	YDS.	AVG.	LG	TD		
09/08	Bills							INACTIVE					L	10-31
09/18	Falcons							ON INACTIVE LIST					W	31-27
09/25	at Cardinals							DID NOT PLAY					W	20-12
10/03	at 49ers							DID NOT PLAY					L	9-24
10/09	Cowboys							DID NOT PLAY					L	10-22
10/16	Panthers							DID NOT PLAY					W	24-10
10/30	49ers	S	0	0	0.0	0	0	0	0	0.0	0	0	L	14-31
11/06	at Buccaneers	S	0	0	0.0	0	0	0	0	0.0	0	0	L	13-16
11/13	Cardinals	P	3	27	9.0	19	1	0	0	0.0	0	0	L	17-27
11/20	at Saints	S	3	41	13.7	20	0	0	0	0.0	0	0	L	20-27
11/27	at Chiefs	P	3	29	9.7	16	1	0	0	0.0	0	0	L	10-26
12/04	Seahawks	S	2	39	19.5	23	0	0	0	0.0	0	0	L	23-27
12/08	Raiders	S	2	44	22.0	23t	1	0	0	0.0	0	0	W	17-16
12/19	at Packers	S	2	32	16.0	17	0	0	0	0.0	0	0	L	12-24
12/25	Broncos	S	3	19	6.3	11	0	0	0	0.0	0	0	W	51-14
01/01	at Chargers	S	3	77	25.7	39	0	0	0	0.0	0	0	L	10-31
01/08	at Seahawks	S	3	61	20.3	35	0	0	0	0.0	0	0	L	16-19+
2022 TOTALS		11-9	24	369	15.4	39	3	0	0	0.0	0	0	5-12	
+ - Overtime														

2021 GAME-BY-GAME REGULAR-SEASON STATISTICS (RAMS)

			RECEIVING					RUSHING					W/L	SCORE
DATE	OPPONENT	P/S	NO.	YDS.	AVG.	LG	TD	NO.	YDS.	AVG.	LG	TD		
09/12	Bears	S	2	80	40.0	67t	1	0	0	0.0	0	0	W	34-14
09/19	at Colts	S	1	14	14.0	14	0	0	0	0.0	0	0	W	27-24
09/26	Buccaneers	S	4	42	10.5	21	0	0	0	0.0	0	0	W	34-24
10/03	Cardinals	S	6	90	15.0	22	1	0	0	0.0	0	0	L	20-37
10/07	at Seahawks	S	1	16	16.0	16	0	0	0	0.0	0	0	W	26-17
10/17	at Giants	S	3	19	6.3	18	0	0	0	0.0	0	0	W	38-11
10/24	Lions	S	4	43	10.8	22	1	0	0	0.0	0	0	W	28-19
10/31	at Texans	S	3	88	29.3	68	0	0	0	0.0	0	0	W	38-22
11/07	Titans	S	3	41	13.7	20	0	0	0	0.0	0	0	L	16-28
11/15	at 49ers	S	3	54	18.0	33	0	0	0	0.0	0	0	L	10-31
11/28	at Packers	S	3	93	31.0	79t	1	0	0	0.0	0	0	L	28-36
12/05	Jaguars	S	6	41	6.8	19	1	0	0	0.0	0	0	W	37-7
12/13	at Cardinals	S	2	58	29.0	52t	1	1	10	10.0	10	0	W	30-23
12/21	Seahawks	S	2	23	11.5	18	0	1	10	10.0	10	0	W	20-10
12/26	at Vikings	S	1	6	6.0	6	0	0	0	0.0	0	0	W	30-23
01/02	at Ravens	S	4	63	15.8	35	0	0	0	0.0	0	0	W	20-19
01/09	49ers	S	2	31	15.5	24	0	0	0	0.0	0	0	L	24-27+
2021 TOTALS		17-17	50	802	16.0	79T	6	2	20	10.0	10	0	12-5	
+ - Overtime														

2020 GAME-BY-GAME REGULAR-SEASON STATISTICS (RAMS)

			RECEIVING					RUSHING					W/L	SCORE
DATE	OPPONENT	P/S	NO.	YDS.	AVG.	LG	TD	NO.	YDS.	AVG.	LG	TD		
09/13	Cowboys	P	1	31	31.0	31	0	0	0	0.0	0	0	W	20-17
09/20	at Eagles	P	4	45	11.3	21	0	1	-1	-1.0	-1	0	W	37-19
09/27	at Bills	P	0	0	0.0	0	0	0	0	0.0	0	0	L	32-35
10/04	Giants	P	0	0	0.0	0	0	0	0	0.0	0	0	W	17-9
10/11	at Football Team	P	0	0	0.0	0	0	0	0	0.0	0	0	W	30-10
10/18	at 49ers	P	1	8	8.0	8	0	0	0	0.0	0	0	L	16-24
10/26	Bears	P	1	14	14.0	14	0	0	0	0.0	0	0	W	24-10
11/01	at Dolphins	P	2	23	11.5	15	0	0	0	0.0	0	0	L	17-28
11/15	Seahawks	P	1	15	15.0	15	0	0	0	0.0	0	0	W	23-16
11/23	at Buccaneers	P	1	7	7.0	7t	1	0	0	0.0	0	0	W	27-24
11/29	49ers	P	0	0	0.0	0	0	0	0	0.0	0	0	L	20-23
12/06	at Cardinals	P	4	27	6.8	9	0	0	0	0.0	0	0	W	38-28
12/10	Patriots	P	0	0	0.0	0	0	0	0	0.0	0	0	W	24-3
12/20	Jets	P	0	0	0.0	0	0	0	0	0.0	0	0	L	20-23
12/27	at Seahawks	P	0	0	0.0	0	0	0	0	0.0	0	0	L	9-20
01/03	Cardinals	P	4	50	12.5	19	0	0	0	0.0	0	0	W	18-7
2020 TOTALS		16-0	19	220	11.6	31	1	1	-1	-1.0	-1	0	10-6	

2024 GAME-BY-GAME POSTSEASON STATISTICS (STEELERS)


			RECEIVING					RUSHING					W/L	SCORE
DATE	OPPONENT	P/S	NO.	YDS.	AVG.	LG	TD	NO.	YDS.	AVG.	LG	TD		
01/11	at Ravens	S	2	37	18.5	30t	1	0	0	0.0	0	0	L	14-28
2024 TOTALS		1-1	2	37	18.5	30T	1	0	0	0.0	0	0	0-1	

2021 GAME-BY-GAME POSTSEASON STATISTICS (RAMS)

DATE	OPPONENT	P/S	RECEIVING					RUSHING					W/L	SCORE
			NO.	YDS.	AVG.	LG	TD	NO.	YDS.	AVG.	LG	TD		
01/17	Cardinals	S	1	41	41.0	41	0	0	0	0.0	0	0	W	34-11
01/23	at Buccaneers	S	2	29	14.5	18	0	1	15	15.0	15	0	W	30-27
01/30	49ers	S	2	9	4.5	6	0	0	0	0.0	0	0	W	20-17
02/13	at Bengals	S	4	23	5.8	13	0	0	0	0.0	0	0	W	23-20
2021 TOTALS		4-4	9	102	11.3	41	0	1	15	15.0	15	0	4-0	

2020 GAME-BY-GAME POSTSEASON STATISTICS (RAMS)

DATE	OPPONENT	P/S	RECEIVING					RUSHING					W/L	SCORE
			NO.	YDS.	AVG.	LG	TD	NO.	YDS.	AVG.	LG	TD		
01/09	at Seahawks	P	0	0	0.0	0	0	0	0	0.0	0	0	W	30-20
01/16	at Packers	S	6	46	7.7	16	1	0	0	0.0	0	0	L	18-32
2020 TOTALS		2-1	6	46	7.7	16	1	0	0	0.0	0	0	1-1	



BRODERICK OT
JONES

HEIGHT: 6-5
WEIGHT: 311
COLLEGE: Georgia
BORN: May 16, 2001



BRODERICK JONES' NFL REGULAR SEASON STATISTICS

DATE	TEAM	GP	GS
2023	Steelers	17	11
2024	Steelers	17	16
NFL TOTALS		34	27

BRODERICK JONES' NFL POSTSEASON STATISTICS

DATE	TEAM	GP	GS
2023	Steelers	1	1
2024	Steelers	1	1
NFL TOTALS		2	2

2024 GAME-BY-GAME REGULAR-SEASON STATISTICS (STEELERS)

DATE	OPPONENT	P/S	W/L	SCORE
09/08	at Falcons	S	W	18-10
09/15	at Broncos	P	W	13-6
09/22	Chargers	S	W	20-10
09/29	at Colts	S	L	24-27
10/06	Cowboys	S	L	17-20
10/13	at Raiders	S	W	32-13
10/20	Jets	S	W	37-15
10/28	Giants	S	W	26-18
11/10	at Commanders	S	W	28-27
11/17	Ravens	S	W	18-16
11/21	at Browns	S	L	19-24
12/01	at Bengals	S	W	44-38
12/08	Browns	S	W	27-14
12/15	at Eagles	S	L	13-27
12/21	at Ravens	S	L	17-34
12/25	Chiefs	S	L	10-29
01/04	Bengals	S	L	17-19
2024 TOTALS		17-16	10-7	

2023 GAME-BY-GAME REGULAR-SEASON STATISTICS (STEELERS)

DATE	OPPONENT	P/S	W/L	SCORE
09/10	49ers	P	L	7-30
09/18	Browns	P	W	26-22
09/24	at Raiders	P	W	23-18
10/01	at Texans	P	L	6-30
10/08	Ravens	S	W	17-10
10/22	at Rams	P	W	24-17
10/29	Jaguars	P	L	10-20
11/02	Titans	S	W	20-16
11/12	Packers	S	W	23-19
11/19	at Browns	S	L	10-13
11/26	at Bengals	S	W	16-10
12/03	Cardinals	S	L	10-24
12/07	Patriots	S	L	18-21
12/16	at Colts	S	L	13-30
12/23	Bengals	S	W	34-11
12/31	at Seahawks	S	W	30-23
01/06	at Ravens	S	W	17-10
2023 TOTALS		17-11	10-7	

2024 GAME-BY-GAME POSTSEASON STATISTICS (STEELERS)

DATE	OPPONENT	P/S	W/L	SCORE
01/11	at Ravens	S	L	14-28
2024 TOTALS		1-1	0-1	

2023 GAME-BY-GAME POSTSEASON STATISTICS (STEELERS)

DATE	OPPONENT	P/S	W/L	SCORE
01/15	at Bills	S	L	17-31
2023 TOTALS		1-1	0-1	



DAMONTAE^s
KAZEE

HEIGHT: 5-11
WEIGHT: 174
COLLEGE: San Diego State
BORN: June 5, 1993

HOW ACQUIRED: FA '22
NFL EXPERIENCE: 8th year
BIRTHPLACE: San Bernardino, CA



DAMONTAE KAZEE'S NFL REGULAR SEASON DEFENSIVE STATISTICS

DATE	TEAM	GP	GS	TK	S	TACKLES				YDS	QBH	INTERCEPTIONS				O. FUMB				ST				MISC			
						A	TFL	YDS	SK			NO	YDS	LG	TD	PD	FF	FR	TD	YDS	TK	S	A	FF	FR	S	A
2017	Falcons	16	1	18	10	8	0	0	0.0	0.0	0	0	0	0	0	0	1	0	0	0	5	4	1	1	0	0	0
2018	Falcons	16	15	80	58	22	1	1	0.0	0.0	0	7	54	33	0	10	1	0	0	0	2	2	0	0	0	0	0
2019	Falcons	16	14	69	42	27	2	1	0.0	0.0	0	3	53	22	0	3	0	0	0	0	5	4	1	1	0	0	0
2020	Falcons	4	4	20	17	3	0	0	0.0	0.0	0	0	0	0	0	0	1	0	0	0	0	0	0	0	0	0	0
2021	Cowboys	17	15	51	34	17	0	0	0.0	0.0	0	2	8	8	0	4	2	0	0	0	1	1	0	0	0	0	0
2022	Steelers	9	4	19	11	8	0	0	0.0	0.0	0	2	14	12	0	2	0	0	0	0	1	0	1	0	0	0	0
2023	Steelers	14	9	61	46	15	0	0	0.0	0.0	0	2	37	30	0	3	0	2	0	1	0	0	0	0	0	0	0
2024	Steelers	15	1	31	22	9	0	0	0.0	0.0	0	1	5	5	0	2	0	0	0	0	0	0	0	0	0	0	0
NFL TOTALS		107	63	349	240	109	3	2	0.0	0.0	0	17	171	33	0	24	5	2	0	1	14	11	3	2	0	0	0

DAMONTAE KAZEE'S NFL POSTSEASON DEFENSIVE STATISTICS

NFL Career Statistics																											
DATE	TEAM	GP	GS	TK	S	TACKLES					YDS	QBH	INTERCEPTIONS				O. FUMB				ST				MISC		
						A	TFL	YDS	SK	NO			YDS	LG	TD	PD	FF	FR	TD	YDS	TK	S	A	FF	FR	S	A
2017	Falcons	2	0	0	0	0	0	0	0.0	0.0	0	0	0	0	0	0	0	0	0	0	3	3	0	1	0	0	0
2021	Cowboys	1	1	8	5	0	0	0	0.0	0.0	0	0	0	0	0	0	0	0	0	0	0	0	0	0	0	0	0
2023	Steelers	1	1	2	1	0	0	0	0.0	0.0	0	0	0	0	0	0	0	0	0	0	0	0	0	0	0	0	0
2024	Steelers	1	0	3	3	0	0	0	0.0	0.0	0	0	0	0	0	0	0	0	0	0	0	0	0	0	0	0	0
NFL TOTALS		5	2	13	7	6	0	0	0.0	0.0	0	0	0	0	0	0	0	0	0	0	3	3	0	1	0	0	0

SINGLE-GAME HIGHS: DEFENSIVE

Total Tackles	9 vs. Tampa Bay Buccaneers, Nov 24, 2019	Interceptions	2 vs. Carolina Panthers, Dec 08, 2019
	9 vs. New Orleans Saints, Sep 23, 2018		1 at Denver Broncos, Sep 15, 2024
	...1 more at 9.		...14 more at 1.
Solo Tackles	7 at Baltimore Ravens, Dec 21, 2024	Interception Return Yards	43 vs. Carolina Panthers, Dec 08, 2019
	7 at Dallas Cowboys, Sep 20, 2020		33 at Cleveland Browns, Nov 11, 2018
	...2 more at 7.		2 at Philadelphia Eagles, Jan 08, 2022
Passes Defensed	2 vs. Carolina Panthers, Dec 08, 2019	Special Teams Tackles	2 vs. Philadelphia Eagles, Sep 15, 2019
	1 at Denver Broncos, Sep 15, 2024		...1 more at 2.
	...20 more at 1.		Special Teams Forced Fumbles
Forced Fumbles	1 vs. Washington Football Team, Dec 26, 2021	Longest Opp Fumble Return	1 vs. Carolina Panthers, Dec 08, 2019
	1 at Tampa Bay Buccaneers, Sep 09, 2021		1 at Chicago Bears, Sep 10, 2017
	...3 more at 1.		1 vs. Baltimore Ravens, Oct 08, 2023
Fumble Recoveries	1 vs. Cleveland Browns, Sep 18, 2023		
Tackles For Loss	2 vs. Los Angeles Rams, Oct 20, 2019		
	1 vs. New York Giants, Oct 22, 2018		

SINGLE-GAME HIGHS - POSTSEASON: DEFENSIVE

Total Tackles	9 vs. San Francisco 49ers, Jan 16, 2022	Special Teams Tackles	3 at Los Angeles Rams, Jan 06, 2018
	3 at Baltimore Ravens, Jan 11, 2025		Special Teams Forced Fumbles
	2 at Buffalo Bills, Jan 15, 2024		1 at Los Angeles Rams, Jan 06, 2018
Solo Tackles	5 vs. San Francisco 49ers, Jan 16, 2022		
	3 at Baltimore Ravens, Jan 11, 2025		
	1 at Buffalo Bills, Jan 15, 2024		

2024 GAME-BY-GAME REGULAR-SEASON STATISTICS (STEELERS)

DATE	OPPONENT	P/S	TACKLES								INTERCEPTIONS						O. FUMB			ST				MISC		W/L	SCORE
			TK	S	A	SK	YDS	TFL	YDS	QBH	NO	YDS	LG	TD	PD	FF	FR	TD	YDS	TK	S	A	FF	FR	S		
09/08	at Falcons	P	3	3	0	0.0	0.0	0	0	0	0	0	0	0	0	0	0	0	0	0	0	0	0	0	0	W	18-10
09/15	at Broncos	P	4	3	1	0.0	0.0	0	0	0	1	5	5	0	1	0	0	0	0	0	0	0	0	0	0	W	13-6
09/22	Chargers	P	0	0	0	0.0	0.0	0	0	0	0	0	0	0	0	0	0	0	0	0	0	0	0	0	0	W	20-10
09/29	at Colts	P	0	0	0	0.0	0.0	0	0	0	0	0	0	0	0	0	0	0	0	0	0	0	0	0	0	L	24-27
10/06	Cowboys	P	1	1	0	0.0	0.0	0	0	0	0	0	0	0	0	0	0	0	0	0	0	0	0	0	0	L	17-20
10/13	at Raiders		ON INACTIVE LIST																						W	32-13	
10/20	Jets		ON INACTIVE LIST																						W	37-15	
10/28	Giants	P	1	0	1	0.0	0.0	0	0	0	0	0	0	0	0	0	0	0	0	0	0	0	0	0	0	W	26-18
11/10	at Commanders	P	1	1	0	0.0	0.0	0	0	0	0	0	0	0	0	0	0	0	0	0	0	0	0	0	0	W	28-27
11/17	Ravens	P	2	0	2	0.0	0.0	0	0	0	0	0	0	0	0	0	0	0	0	0	0	0	0	0	0	W	18-16
11/21	at Browns	P	0	0	0	0.0	0.0	0	0	0	0	0	0	0	0	0	0	0	0	0	0	0	0	0	0	L	19-24
12/01	at Bengals	P	3	3	0	0.0	0.0	0	0	0	0	0	0	0	0	0	0	0	0	0	0	0	0	0	0	W	44-38
12/08	Browns	P	1	0	1	0.0	0.0	0	0	0	0	0	0	0	1	0	0	0	0	0	0	0	0	0	0	W	27-14
12/15	at Eagles	S	8	4	4	0.0	0.0	0	0	0	0	0	0	0	0	0	0	0	0	0	0	0	0	0	0	L	13-27
12/21	at Ravens	P	7	7	0	0.0	0.0	0	0	0	0	0	0	0	0	0	0	0	0	0	0	0	0	0	0	L	17-34
12/25	Chiefs	P	0	0	0	0.0	0.0	0	0	0	0	0	0	0	0	0	0	0	0	0	0	0	0	0	0	L	10-29
01/04	Bengals	P	0	0	0	0.0	0.0	0	0	0	0	0	0	0	0	0	0	0	0	0	0	0	0	0	0	L	17-19
2024 TOTALS		15-1	31	22	9	0.0	0.0	0	0	0	1	5	5	0	2	0	0	0	0	0	0	0	0	0	0	10-7	

2023 GAME-BY-GAME REGULAR-SEASON STATISTICS (STEELERS)

DATE	OPPONENT	P/S	TACKLES								INTERCEPTIONS					O. FUMB			ST				MISC		W/L	SCORE	
			TK	S	A	SK	YDS	TFL	YDS	QBH	NO	YDS	LG	TD	PD	FF	FR	TD	YDS	TK	S	A	FF	FR			S
09/10	49ers	P	4	3	1	0.0	0.0	0	0	0	0	0	0	0	0	0	0	0	0	0	0	0	0	0	0	L	7-30
09/18	Browns	S	6	6	0	0.0	0.0	0	0	0	0	0	0	0	0	1	0	0	0	0	0	0	0	0	0	W	26-22
09/24	at Raiders	P	2	2	0	0.0	0.0	0	0	0	0	0	0	0	0	0	0	0	0	0	0	0	0	0	0	W	23-18
10/01	at Texans	P	3	3	0	0.0	0.0	0	0	0	0	0	0	0	0	0	0	0	0	0	0	0	0	0	0	L	6-30
10/08	Ravens	P	3	1	2	0.0	0.0	0	0	0	0	0	0	0	0	1	0	1	0	0	0	0	0	0	0	W	17-10
10/22	at Rams	S	7	4	3	0.0	0.0	0	0	0	0	0	0	0	0	0	0	0	0	0	0	0	0	0	0	W	24-17
10/29	Jaguars	P	5	5	0	0.0	0.0	0	0	0	1	7	7	0	1	0	0	0	0	0	0	0	0	0	0	L	10-20
11/02	Titans	S	4	3	1	0.0	0.0	0	0	0	0	0	0	0	0	0	0	0	0	0	0	0	0	0	0	W	20-16
11/12	Packers	S	5	4	1	0.0	0.0	0	0	0	1	30	30	0	1	0	0	0	0	0	0	0	0	0	0	W	23-19
11/19	at Browns	S	5	3	2	0.0	0.0	0	0	0	0	0	0	0	0	0	0	0	0	0	0	0	0	0	0	L	10-13
11/26	at Bengals	S	5	2	3	0.0	0.0	0	0	0	0	0	0	0	1	0	0	0	0	0	0	0	0	0	0	W	16-10
12/03	Cardinals	S	4	3	1	0.0	0.0	0	0	0	0	0	0	0	0	0	0	0	0	0	0	0	0	0	0	L	10-24
12/07	Patriots	S	3	3	0	0.0	0.0	0	0	0	0	0	0	0	0	0	0	0	0	0	0	0	0	0	0	L	18-21
12/16	at Colts	S	5	4	1	0.0	0.0	0	0	0	0	0	0	0	0	0	0	0	0	0	0	0	0	0	0	L	13-30
12/23	Bengals										DID NOT PLAY															W	34-11
2023 TOTALS		14-9	61	46	15	0.0	0.0	0	0	0	2	37	30	0	3	0	2	0	1	0	0	0	0	0	0	8-7	

2022 GAME-BY-GAME REGULAR-SEASON STATISTICS (STEELERS)

			TACKLES								INTERCEPTIONS					O. FUMB				ST				MISC				
DATE	OPPONENT	P/S	TK	S	A	SK	YDS	TFL	YDS	QBH	NO	YDS	LG	TD	PD	FF	FR	TD	YDS	TK	S	A	FF	FR	S	A	W/L	SCORE
09/11	at Bengals										INJURED RESERVE															W	23-20+	
09/18	Patriots										INJURED RESERVE															L	14-17	
09/22	at Browns										INJURED RESERVE															L	17-29	
10/02	Jets										INJURED RESERVE															L	20-24	
10/09	at Bills										INJURED RESERVE															L	3-38	
10/16	Buccaneers										INJURED RESERVE															W	20-18	
10/23	at Dolphins										INJURED RESERVE															L	10-16	
10/30	at Eagles										INJURED RESERVE															L	13-35	
11/13	Saints										INJURED RESERVE															W	20-10	
11/20	Bengals	P	1	0	1	0.0	0.0	0	0	0	0	0	0	0	0	0	0	0	0	0	0	0	0	0	0	0	L	30-37
11/28	at Colts	P	1	1	0	0.0	0.0	0	0	0	0	0	0	0	0	0	0	0	0	0	0	0	0	0	0	0	W	24-17
12/04	at Falcons	S	1	1	0	0.0	0.0	0	0	0	0	0	0	0	0	0	0	0	0	0	0	0	0	0	0	0	W	19-16
12/11	Ravens	S	3	2	1	0.0	0.0	0	0	0	0	0	0	0	0	0	0	0	0	1	0	1	0	0	0	0	L	14-16
12/18	at Panthers	P	1	0	1	0.0	0.0	0	0	0	0	0	0	0	0	0	0	0	0	0	0	0	0	0	0	0	W	24-16
12/24	Raiders	S	4	4	0	0.0	0.0	0	0	0	0	0	0	0	0	0	0	0	0	0	0	0	0	0	0	0	W	13-10
01/01	at Ravens	P	2	0	2	0.0	0.0	0	0	0	0	0	0	0	0	0	0	0	0	0	0	0	0	0	0	0	W	16-13
01/08	Browns	P	2	0	2	0.0	0.0	0	0	0	1	12	12	0	1	0	0	0	0	0	0	0	0	0	0	0	W	28-14
2022 TOTALS			8-3	15	8	7	0.0	0.0	0	0	1	12	12	0	1	0	0	0	0	1	0	1	0	0	0	0	9-8	

+ - Overtime

DATE	OPPONENT	P/S	TACKLES							INTERCEPTIONS				O. FUMB				ST				MISC		W/L	SCORE			
			TK	S	A	SK	YDS	TFL	YDS	QBH	NO	YDS	LG	TD	PD	FF	FR	TD	YDS	TK	S	A	FF			FR	S	A
09/09	at Buccaneers	S	2	2	0	0.0	0.0	0	0	0	0	0	0	0	1	0	0	0	0	0	0	0	0	0	0	L	29-31	
09/19	at Chargers	S	2	1	0	0.0	0.0	0	0	0	1	0	0	1	0	0	0	0	0	0	0	0	0	0	0	W	20-17	
09/27	Eagles	S	3	1	2	0.0	0.0	0	0	0	0	0	0	0	1	0	0	0	0	0	0	0	0	0	0	W	41-21	
10/03	Panthers	S	4	3	1	0.0	0.0	0	0	0	0	0	0	0	0	0	0	0	0	0	0	0	0	0	0	W	36-28	
10/10	Giants	S	3	3	0	0.0	0.0	0	0	0	0	0	0	0	0	0	0	0	0	0	0	0	0	0	0	W	44-20	
10/17	at Patriots	S	3	3	0	0.0	0.0	0	0	0	0	0	0	0	0	0	0	0	0	0	0	0	0	0	0	W	35-29+	
10/31	at Vikings	S	2	2	0	0.0	0.0	0	0	0	0	0	0	0	0	0	0	0	0	0	0	0	0	0	0	W	20-16	
11/07	Broncos	S	1	0	1	0.0	0.0	0	0	0	0	0	0	0	0	0	0	0	0	0	0	0	0	0	0	L	16-30	
11/14	Falcons	P	2	2	0	0.0	0.0	0	0	0	0	0	0	0	0	0	0	0	0	0	0	0	0	0	0	W	43-3	
11/21	at Chiefs	P	1	1	0	0.0	0.0	0	0	0	0	0	0	0	0	0	0	0	0	0	0	0	0	0	0	L	9-19	
11/25	Raiders	S	4	3	1	0.0	0.0	0	0	0	0	0	0	0	0	0	0	0	0	0	0	0	0	0	0	L	33-36+	
12/02	at Saints	S	2	1	1	0.0	0.0	0	0	0	1	8	8	0	1	0	0	0	0	0	0	0	0	0	0	W	27-17	
12/12	at Football Team	S	3	2	1	0.0	0.0	0	0	0	0	0	0	0	0	0	0	0	0	0	0	0	0	0	0	W	27-20	
12/19	at Giants	S	7	3	4	0.0	0.0	0	0	0	0	0	0	0	0	0	0	0	0	0	0	0	0	0	0	W	21-6	
12/26	Football Team	S	5	3	2	0.0	0.0	0	0	0	0	0	0	0	1	0	0	0	0	0	0	0	0	0	0	W	56-14	
01/02	Cardinals	S	1	0	1	0.0	0.0	0	0	0	0	0	0	0	0	0	0	0	0	0	0	0	0	0	0	L	22-25	
01/08	at Eagles	S	6	4	2	0.0	0.0	0	0	0	0	0	0	0	0	0	0	0	1	1	0	0	0	0	0	W	51-26	
2021 TOTALS		17-15	51	34	17	0.0	0.0	0	0	0	0	2	8	8	0	4	2	0	0	0	0	1	1	0	0	0	12-5	
+ : Overtime																												

[illegible]

DATE	OPPONENT	P/S	TACKLES							INTERCEPTIONS				O.FUMB.				ST				MISC		W/L	SCORE		
			TK	S	A	SK	YDS	TFL	YDS	QBH	NO	YDS	LG	TD	FF	FR	TD	YDS	TK	S	A	FF	FR			S	A
09/08	at Vikings	P	1	1	0	0.0	0.0	0	0	0	0	0	0	0	0	0	0	0	0	0	0	0	0	L	12-28		
09/15	Eagles	S	6	3	3	0.0	0.0	0	0	0	0	0	0	0	0	0	0	2	1	1	0	0	0	W	24-20		
09/22	at Colts	S	6	4	2	0.0	0.0	0	0	0	0	0	0	0	0	0	0	0	0	0	0	0	0	L	24-27		
09/29	Titans	S	1	1	0	0.0	0.0	0	0	0	0	0	0	0	0	0	0	0	0	0	0	0	0	L	10-24		
10/06	at Texans	S	2	0	2	0.0	0.0	0	0	0	0	0	0	0	0	0	0	0	0	0	0	0	0	L	32-53		
10/13	at Cardinals	S	4	2	2	0.0	0.0	0	0	0	0	0	0	0	0	0	0	0	0	0	0	0	0	L	33-34		
10/20	Rams	S	8	6	2	0.0	0.0	2	1	0	0	0	0	0	0	0	0	0	0	0	0	0	0	L	10-37		
10/27	Seahawks	S	5	5	0	0.0	0.0	0	0	0	0	0	0	0	0	0	0	1	1	0	0	0	0	L	20-27		
11/10	at Saints	P	5	2	3	0.0	0.0	0	0	0	0	0	0	0	0	0	0	1	1	0	0	0	0	W	26-9		
11/17	at Panthers	S	3	3	0	0.0	0.0	0	0	0	1	10	10	0	1	0	0	0	0	0	0	0	0	W	29-3		
11/24	Buccaneers	S	9	2	7	0.0	0.0	0	0	0	0	0	0	0	0	0	0	0	0	0	0	0	0	L	22-35		
11/28	Saints	S	4	3	1	0.0	0.0	0	0	0	0	0	0	0	0	0	0	0	0	0	0	0	0	L	18-26		
12/08	Panthers	S	2	1	1	0.0	0.0	0	0	0	2	43	22	0	2	0	0	1	1	0	1	0	0	W	40-20		
12/15	at 49ers	S	7	4	3	0.0	0.0	0	0	0	0	0	0	0	0	0	0	0	0	0	0	0	0	W	29-22		
12/22	Jaguars	S	1	1	0	0.0	0.0	0	0	0	0	0	0	0	0	0	0	0	0	0	0	0	0	W	24-12		
12/29	at Buccaneers	S	5	4	1	0.0	0.0	0	0	0	0	0	0	0	0	0	0	0	0	0	0	0	0	W	28-22+		
2019 TOTALS			16-14		69	42	27	0.0	0.0	2	1	0	3	53	22	0	3	0	0	0	0	5	4	1	7-9		
+ = Overtime																											

[illegible]

2017 GAME-BY-GAME REGULAR-SEASON STATISTICS (FALCONS)

DATE	OPPONENT	P/S	TACKLES							INTERCEPTIONS					O. FUMB			ST			MISC		SCORE				
			TK	S	A	SK	YDS	TFL	YDS	QBH	NO	YDS	LG	TD	PD	FF	FR	TD	YDS	TK	S	A		FF	FR	S	A
09/10	at Bears	P	1	1	0	0.0	0.0	0	0	0	0	0	0	0	0	0	0	0	1	1	0	1	0	0	0	W	23-17
09/17	Packers	P	0	0	0	0.0	0.0	0	0	0	0	0	0	0	0	0	0	0	0	0	0	0	0	0	0	W	34-23
09/24	at Lions	P	0	0	0	0.0	0.0	0	0	0	0	0	0	0	0	0	0	0	0	0	0	0	0	0	0	W	30-26
10/01	Bills	S	9	4	5	0.0	0.0	0	0	0	0	0	0	0	1	0	0	0	0	0	0	0	0	0	0	L	17-23
10/15	Dolphins	P	0	0	0	0.0	0.0	0	0	0	0	0	0	0	0	0	0	0	0	0	0	0	0	0	0	L	17-20
10/22	at Patriots	P	0	0	0	0.0	0.0	0	0	0	0	0	0	0	0	0	0	0	0	0	0	0	0	0	0	L	7-23
10/29	at Jets	P	0	0	0	0.0	0.0	0	0	0	0	0	0	0	0	0	0	0	0	0	0	0	0	0	0	W	25-20
11/05	at Panthers	P	0	0	0	0.0	0.0	0	0	0	0	0	0	0	0	0	0	0	0	0	0	0	0	0	0	L	17-20
11/12	Cowboys	P	0	0	0	0.0	0.0	0	0	0	0	0	0	0	0	0	0	0	0	0	0	0	0	0	0	W	27-7
11/20	at Seahawks	P	1	1	0	0.0	0.0	0	0	0	0	0	0	0	0	0	0	0	1	1	0	0	0	0	0	W	34-31
11/26	Buccaneers	P	5	3	2	0.0	0.0	0	0	0	0	0	0	0	0	0	0	0	0	0	0	0	0	0	0	W	34-20
12/03	Vikings	P	2	1	1	0.0	0.0	0	0	0	0	0	0	0	0	0	0	0	0	0	0	0	0	0	0	L	9-14
12/07	Saints	P	0	0	0	0.0	0.0	0	0	0	0	0	0	0	0	0	0	0	2	1	1	0	0	0	0	W	20-17
12/18	at Buccaneers	P	0	0	0	0.0	0.0	0	0	0	0	0	0	0	0	0	0	0	1	1	0	0	0	0	0	W	24-21
12/24	at Saints	P	0	0	0	0.0	0.0	0	0	0	0	0	0	0	0	0	0	0	0	0	0	0	0	0	0	L	13-23
12/31	Panthers	P	0	0	0	0.0	0.0	0	0	0	0	0	0	0	0	0	0	0	0	0	0	0	0	0	0	W	22-10
2017 TOTALS		16-1	18	10	8	0.0	0.0	0	0	0	0	0	0	0	1	0	0	0	5	4	1	1	0	0	0	10-6	

2024 GAME-BY-GAME POSTSEASON STATISTICS (STEELERS)

DATE	OPPONENT	P/S	TACKLES							INTERCEPTIONS				O. FUMB			ST			MISC		W/L	SCORE			
			TK	S	A	SK	YDS	TFL	YDS	QBH	NO	YDS	LG	TD	PD	FF	FR	TD	YDS	TK	S			A	FF	FR
01/11	at Ravens	P	3	3	0	0.0	0.0	0	0	0	0	0	0	0	0	0	0	0	0	0	0	0	0	0	L	14-28
2024 TOTALS			1-0	3	3	0	0.0	0.0	0	0	0	0	0	0	0	0	0	0	0	0	0	0	0	0	0-1	

2023 GAME-BY-GAME POSTSEASON STATISTICS (STEELERS)

DATE	OPPONENT	P/S	TACKLES							INTERCEPTIONS					O. FUMB				ST				MISC		SCORE		
			TK	S	A	SK	YDS	TFL	YDS	QBH	NO	YDS	LG	TD	PD	FF	FR	TD	YDS	TK	S	A	FF	FR		S	A
01/15	at Bills	S	2	1	1	0.0	0.0	0	0	0	0	0	0	0	0	0	0	0	0	0	0	0	0	0	0	L	17-31
2023 TOTALS			1-1	2	1	1	0.0	0.0	0	0	0	0	0	0	0	0	0	0	0	0	0	0	0	0	0	0-1	



MILES KILLEBREW

HEIGHT: 6-2
WEIGHT: 222
COLLEGE: Southern Utah
BORN: May 10, 1993

HOW ACQUIRED: FA '22
NFL EXPERIENCE: 9th year
BIRTHPLACE: Henderson, NV



MILES KILLEBREW'S NFL REGULAR SEASON DEFENSIVE STATISTICS

DATE	TEAM	GP	GS	TK	S	A	TACKLES					YDS	SK	YDS	QBH	INTERCEPTIONS					O. FUMB					ST				MISC		
							TFL	YDS	NO	YDS	LG					TD	PD	FF	FR	TD	YDS	TK	S	A	FF	FR	S	A				
2016	Lions	16	0	20	15	5	0	0	0.0	0.0	0	0	0	1	7	7	0	1	0	0	0	0	8	8	0	0	0	0	0	0		
2017	Lions	16	3	31	25	6	1	4	0.0	0.0	0	1	1	35	35	1	5	1	0	0	0	0	7	7	0	0	0	0	0	0		
2018	Lions	16	0	0	0	0	0	0	0.0	0.0	0	0	0	0	0	0	0	0	0	0	0	7	5	2	0	0	0	0	0	0		
2019	Lions	15	1	5	5	0	0	0	0.0	0.0	0	0	0	0	0	0	0	0	0	0	0	15	13	2	0	0	0	0	0	0		
2020	Lions	15	0	0	0	0	0	0	0.0	0.0	0	0	0	0	0	0	0	0	0	0	0	12	10	2	0	0	0	0	0	0		
2021	Steelers	17	0	6	5	1	1	0	0.0	0.0	0	0	0	0	0	0	0	0	0	0	0	7	4	3	0	0	0	0	0	0		
2022	Steelers	17	0	0	0	0	0	0	0.0	0.0	0	0	0	0	0	0	0	0	0	0	0	4	1	3	0	0	0	0	0	0		
2023	Steelers	17	1	13	10	3	1	1	0.0	0.0	0	1	0	0	0	0	0	0	0	0	0	13	11	2	0	0	0	0	0	0		
2024	Steelers	17	0	0	0	0	0	0	0.0	0.0	0	0	0	0	0	0	0	0	0	0	0	13	8	5	0	0	0	0	0	0		
NFL TOTALS		146	5	75	60	15	3	5	0.0	0.0	2	2	42	35T	1	6	1	0	0	0	0	86	67	19	0	0	0	0	0	0	0	

MILES KILLEBREW'S NFL POSTSEASON DEFENSIVE STATISTICS

DATE	TEAM	GP	GS	TACKLES								INTERCEPTIONS					O. FUMB				ST				MISC	
				TK	S	A	TFL	YDS	SK	YDS	QBH	NO	YDS	LG	TD	PD	FF	FR	TD	YDS	TK	S	A	FF	FR	S
2016	Lions	1	0	1	1	1	0	0	0.0	0.0	0	0	0	0	0	0	0	0	0	0	0	0	0	0	0	
2021	Steelers	1	0	1	0	1	0	0	0.0	0.0	2	1	0	0	0	0	0	0	2	0	1	1	0	0	0	
2023	Steelers	1	0	0	0	0	0	0	0.0	0.0	0	0	0	0	0	0	0	0	0	0	0	0	0	0	0	
2024	Steelers	1	0	2	1	1	0	0	0.0	0.0	0	0	0	0	0	0	0	0	0	0	0	0	0	0	0	
NFL TOTALS		4	0	4	2	2	0	0	0.0	0.0	0	0	0	0	0	0	0	0	2	1	1	0	0	0	0	

SINGLE-GAME HIGHS: DEFENSIVE

Total Tackles	8 vs. Atlanta Falcons, Sep 24, 2017 5 vs. Jacksonville Jaguars, Nov 20, 2016	Interceptions	1 vs. Arizona Cardinals, Sep 10, 2017 1 at New Orleans Saints, Dec 04, 2016
Solo Tackles	7 vs. Atlanta Falcons, Sep 24, 2017 4 vs. Minnesota Vikings, Nov 24, 2016 ...1 more at 4.	Interception Return Yards	35 vs. Arizona Cardinals, Sep 10, 2017 7 at New Orleans Saints, Dec 04, 2016
Passes Defensed	2 at Minnesota Vikings, Oct 01, 2017 2 vs. Arizona Cardinals, Sep 10, 2017	Safeties	1 vs. Baltimore Ravens, Oct 08, 2023
Forced Fumbles	1 at New Orleans Saints, Oct 15, 2017	Special Teams Tackles	3 at Cincinnati Bengals, Dec 01, 2024 2 at Philadelphia Eagles, Dec 15, 2024 ...17 more at 2.
Tackles For Loss	1 vs. Jacksonville Jaguars, Oct 29, 2023 1 at Minnesota Vikings, Dec 09, 2021 ...1 more at 1.		

SINGLE-GAME HIGHS - POSTSEASON: DEFENSIVE

Total Tackles	2 at Baltimore Ravens, Jan 11, 2025 1 at Kansas City Chiefs, Jan 16, 2022 1 at Seattle Seahawks, Jan 07, 2017	Special Teams Tackles	2 at Kansas City Chiefs, Jan 16, 2022
Solo Tackles	1 at Baltimore Ravens, Jan 11, 2025 1 at Seattle Seahawks, Jan 07, 2017		

2024 GAME-BY-GAME REGULAR-SEASON STATISTICS (STEELERS)

DATE	OPPONENT	P/S	TACKLES								INTERCEPTIONS					O. FUMB				ST				MISC			W/L	SCORE
			TK	S	A	SK	YDS	TFL	YDS	QBH	NO	YDS	LG	TD	PD	FF	FR	TD	YDS	TK	S	A	FF	FR	S	A		
09/08	at Falcons	P	0	0	0	0.0	0.0	0	0	0	0	0	0	0	0	0	0	0	0	0	0	0	0	0	0	W	18-10	
09/15	at Broncos	P	0	0	0	0.0	0.0	0	0	0	0	0	0	0	0	0	0	0	0	0	0	0	0	0	0	W	13-6	
09/22	Chargers	P	0	0	0	0.0	0.0	0	0	0	0	0	0	0	0	0	0	0	1	0	1	0	0	0	0	W	20-10	
09/29	at Colts	P	0	0	0	0.0	0.0	0	0	0	0	0	0	0	0	0	0	0	0	0	0	0	0	0	0	L	24-27	
10/06	Cowboys	P	0	0	0	0.0	0.0	0	0	0	0	0	0	0	0	0	0	0	0	0	0	0	0	0	0	L	17-20	
10/13	at Raiders	P	0	0	0	0.0	0.0	0	0	0	0	0	0	0	0	0	0	0	1	1	0	0	0	0	0	W	32-13	
10/20	Jets	P	0	0	0	0.0	0.0	0	0	0	0	0	0	0	0	0	0	0	0	0	0	0	0	0	0	W	37-15	
10/28	Giants	P	0	0	0	0.0	0.0	0	0	0	0	0	0	0	0	0	0	0	1	0	1	0	0	0	0	W	26-18	
11/10	at Commanders	P	0	0	0	0.0	0.0	0	0	0	0	0	0	0	0	0	0	0	1	1	0	0	0	0	0	W	28-27	
11/17	Ravens	P	0	0	0	0.0	0.0	0	0	0	0	0	0	0	0	0	0	0	0	0	0	0	0	0	0	W	18-16	
11/21	at Browns	P	0	0	0	0.0	0.0	0	0	0	0	0	0	0	0	0	0	0	1	0	1	0	0	0	0	L	19-24	
12/01	at Bengals	P	0	0	0	0.0	0.0	0	0	0	0	0	0	0	0	0	0	0	3	3	0	0	0	0	0	W	44-38	
12/08	Browns	P	0	0	0	0.0	0.0	0	0	0	0	0	0	0	0	0	0	0	1	0	1	0	0	0	0	W	27-14	
12/15	at Eagles	P	0	0	0	0.0	0.0	0	0	0	0	0	0	0	0	0	0	0	2	1	1	0	0	0	0	L	13-27	
12/21	at Ravens	P	0	0	0	0.0	0.0	0	0	0	0	0	0	0	0	0	0	0	0	0	0	0	0	0	0	L	17-34	
12/25	Chiefs	P	0	0	0	0.0	0.0	0	0	0	0	0	0	0	0	0	0	0	1	1	0	0	0	0	0	L	10-29	
01/04	Bengals	P	0	0	0	0.0	0.0	0	0	0	0	0	0	0	0	0	0	0	1	1	0	0	0	0	0	L	17-19	
2024 TOTALS		17-0	0	0	0	0.0	0.0	0	0	0	0	0	0	0	0	0	0	0	13	8	5	0	0	0	0	10-7		

2023 GAME-BY-GAME REGULAR-SEASON STATISTICS (STEELERS)

DATE	OPPONENT	P/S	TACKLES							INTERCEPTIONS					O. FUMB				ST				MISC		W/L	SCORE	
			TK	S	A	SK	YDS	TFL	YDS	QBH	NO	YDS	LG	TD	PD	FF	FR	TD	YDS	TK	S	A	FF	FR			S
09/10	49ers	P	0	0	0	0.0	0.0	0	0	0	0	0	0	0	0	0	0	0	2	1	1	0	0	0	0	L	7-30
09/18	Browns	P	0	0	0	0.0	0.0	0	0	0	0	0	0	0	0	0	0	0	0	0	0	0	0	0	W	26-22	
09/24	at Raiders	P	0	0	0	0.0	0.0	0	0	0	0	0	0	0	0	0	0	0	2	2	0	0	0	0	0	W	23-18
10/01	at Texans	P	0	0	0	0.0	0.0	0	0	0	0	0	0	0	0	0	0	0	1	1	0	0	0	0	0	L	6-30
10/08	Ravens	P	0	0	0	0.0	0.0	0	0	0	0	0	0	0	0	0	0	0	1	1	0	0	0	0	0	W	17-10
10/22	at Rams	P	0	0	0	0.0	0.0	0	0	0	0	0	0	0	0	0	0	0	0	0	0	0	0	0	0	W	24-17
10/29	Jaguars	P	2	2	0	0.0	0.0	1	1	0	0	0	0	0	0	0	0	0	1	1	0	0	0	0	0	L	10-20
11/02	Titans	P	0	0	0	0.0	0.0	0	0	0	0	0	0	0	0	0	0	0	0	0	0	0	0	0	0	W	20-16
11/12	Packers	P	0	0	0	0.0	0.0	0	0	0	0	0	0	0	0	0	0	0	0	0	0	0	0	0	0	W	23-19
11/19	at Browns	P	1	1	0	0.0	0.0	0	0	0	0	0	0	0	0	0	0	0	1	1	0	0	0	0	0	L	10-13
11/26	at Bengals	S	0	0	0	0.0	0.0	0	0	0	0	0	0	0	0	0	0	0	1	1	0	0	0	0	0	W	16-10
12/03	Cardinals	P	0	0	0	0.0	0.0	0	0	0	0	0	0	0	0	0	0	0	2	2	0	0	0	0	0	L	10-24
12/07	Patriots	P	0	0	0	0.0	0.0	0	0	0	0	0	0	0	0	0	0	0	0	0	0	0	0	0	0	L	18-21
12/16	at Colts	P	1	1	0	0.0	0.0	0	0	0	0	0	0	0	0	0	0	0	0	0	0	0	0	0	0	L	13-30
12/23	Bengals	P	3	1	2	0.0	0.0	0	0	0	0	0	0	0	0	0	0	0	0	0	0	0	0	0	0	W	34-11
12/31	at Seahawks	P	2	2	0	0.0	0.0	0	0	0	0	0	0	0	0	0	0	0	2	1	1	0	0	0	0	W	30-23
01/06	at Ravens	P	4	3	1	0.0	0.0	0	0	1	0	0	0	0	0	0	0	0	0	0	0	0	0	0	0	W	17-10
2023 TOTALS			17-1	13	10	3	0.0	0.0	1	1	1	0	0	0	0	0	0	0	13	11	2	0	0	0	0	10-7	

2022 GAME-BY-GAME REGULAR-SEASON STATISTICS (STEELERS)

DATE	OPPONENT	P/S	TACKLES							INTERCEPTIONS					O. FUMB				ST				MISC		W/L	SCORE	
			TK	S	A	SK	YDS	TFL	YDS	QBH	NO	YDS	LG	TD	PD	FF	FR	TD	YDS	TK	S	A	FF	FR			S
09/11	at Bengals	P	0	0	0	0.0	0.0	0	0	0	0	0	0	0	0	0	0	0	0	0	0	0	0	0	0	W	23-20+
09/18	Patriots	P	0	0	0	0.0	0.0	0	0	0	0	0	0	0	0	0	0	0	0	0	0	0	0	0	0	L	14-17
09/22	at Browns	P	0	0	0	0.0	0.0	0	0	0	0	0	0	0	0	0	0	0	1	1	0	0	0	0	0	L	17-29
10/02	Jets	P	0	0	0	0.0	0.0	0	0	0	0	0	0	0	0	0	0	0	0	0	0	0	0	0	0	L	20-24
10/09	at Bills	P	0	0	0	0.0	0.0	0	0	0	0	0	0	0	0	0	0	0	0	0	0	0	0	0	0	L	3-38
10/16	Buccaneers	P	0	0	0	0.0	0.0	0	0	0	0	0	0	0	0	0	0	0	1	0	1	0	0	0	0	W	20-18
10/23	at Dolphins	P	0	0	0	0.0	0.0	0	0	0	0	0	0	0	0	0	0	0	1	0	1	0	0	0	0	L	10-16
10/30	at Eagles	P	0	0	0	0.0	0.0	0	0	0	0	0	0	0	0	0	0	0	0	0	0	0	0	0	0	L	13-35
11/13	Saints	P	0	0	0	0.0	0.0	0	0	0	0	0	0	0	0	0	0	0	0	0	0	0	0	0	0	W	20-10
11/20	Bengals	P	0	0	0	0.0	0.0	0	0	0	0	0	0	0	0	0	0	0	0	0	0	0	0	0	0	L	30-37
11/28	at Colts	P	0	0	0	0.0	0.0	0	0	0	0	0	0	0	0	0	0	0	0	0	0	0	0	0	0	W	24-17
12/04	at Falcons	P	0	0	0	0.0	0.0	0	0	0	0	0	0	0	0	0	0	0	0	0	0	0	0	0	0	W	19-16
12/11	Ravens	P	0	0	0	0.0	0.0	0	0	0	0	0	0	0	0	0	0	0	0	0	0	0	0	0	0	L	14-16
12/18	at Panthers	P	0	0	0	0.0	0.0	0	0	0	0	0	0	0	0	0	0	0	0	0	0	0	0	0	0	W	24-16
12/24	Raiders	P	0	0	0	0.0	0.0	0	0	0	0	0	0	0	0	0	0	0	0	0	0	0	0	0	0	W	13-10
01/01	at Ravens	P	0	0	0	0.0	0.0	0	0	0	0	0	0	0	0	0	0	0	0	0	0	0	0	0	0	W	16-13
01/08	Browns	P	0	0	0	0.0	0.0	0	0	0	0	0	0	0	0	0	0	0	1	0	1	0	0	0	0	W	28-14
2022 TOTALS			17-0	0	0	0	0.0	0.0	0	0	0	0	0	0	0	0	0	0	4	1	3	0	0	0	0	9-8	

+ Overtime

2021 GAME-BY-GAME REGULAR-SEASON STATISTICS (STEELERS)

DATE	OPPONENT	P/S	TACKLES							INTERCEPTIONS					O. FUMB			ST			MISC		W/L	SCORE		
			TK	S	A	SK	YDS	TFL	YDS	QBH	NO	YDS	LG	TD	PD	FF	FR	TD	YDS	TK	S	A			FF	FR
09/12	at Bills	P	0	0	0	0.0	0.0	0	0	0	0	0	0	0	0	0	0	0	0	0	0	0	0	0	W	23-16
09/19	Raiders	P	0	0	0	0.0	0.0	0	0	0	0	0	0	0	0	0	0	0	0	0	0	0	0	0	L	17-26
09/26	Bengals	P	0	0	0	0.0	0.0	0	0	0	0	0	0	0	0	0	0	0	0	0	0	0	0	0	L	10-24
10/03	at Packers	P	0	0	0	0.0	0.0	0	0	0	0	0	0	0	0	0	0	0	2	1	1	0	0	0	L	17-27
10/10	Broncos	P	0	0	0	0.0	0.0	0	0	0	0	0	0	0	0	0	0	0	0	0	0	0	0	0	W	27-19
10/17	Seahawks	P	0	0	0	0.0	0.0	0	0	0	0	0	0	0	0	0	0	0	1	0	1	0	0	0	W	23-20+
10/31	at Browns	P	0	0	0	0.0	0.0	0	0	0	0	0	0	0	0	0	0	0	2	2	0	0	0	0	W	15-10
11/08	Bears	P	0	0	0	0.0	0.0	0	0	0	0	0	0	0	0	0	0	0	0	0	0	0	0	0	W	29-27
11/14	Lions	P	1	1	0	0.0	0.0	0	0	0	0	0	0	0	0	0	0	0	0	0	0	0	0	0	T	16-16
11/21	at Chargers	P	0	0	0	0.0	0.0	0	0	0	0	0	0	0	0	0	0	0	1	1	0	0	0	0	L	37-41
11/28	at Bengals	P	0	0	0	0.0	0.0	0	0	0	0	0	0	0	0	0	0	0	0	0	0	0	0	0	L	10-41
12/05	Ravens	P	0	0	0	0.0	0.0	0	0	0	0	0	0	0	0	0	0	0	0	1	0	1	0	0	W	20-19
12/09	at Vikings	P	2	2	0	0.0	0.0	1	0	0	0	0	0	0	0	0	0	0	0	0	0	0	0	0	L	28-36
12/19	Titans	P	1	1	0	0.0	0.0	0	0	0	0	0	0	0	0	0	0	0	0	0	0	0	0	0	W	19-13
12/26	at Chiefs	P	0	0	0	0.0	0.0	0	0	0	0	0	0	0	0	0	0	0	0	0	0	0	0	0	L	10-36
01/03	Browns	P	0	0	0	0.0	0.0	0	0	0	0	0	0	0	0	0	0	0	0	0	0	0	0	0	W	26-14
01/09	at Ravens	P	2	1	1	0.0	0.0	0	0	0	0	0	0	0	0	0	0	0	0	0	0	0	0	0	W	16-13+
2021 TOTALS		17-0	6	5	1	0.0	0.0	1	0	0	0	0	0	0	0	0	0	0	7	4	3	0	0	0	9-7-1	

+ Overtime

2020 GAME-BY-GAME REGULAR-SEASON STATISTICS (LIONS)

DATE	OPPONENT	P/S	TACKLES							INTERCEPTIONS				O. FUMB				ST				MISC		W/L	SCORE		
			TK	S	A	SK	YDS	TFL	YDS	QBH	NO	YDS	LG	TD	PD	FF	FR	TD	YDS	TK	S	A	FF			FR	S
09/13	Bears	P	0	0	0	0.0	0.0	0	0	0	0	0	0	0	0	0	0	0	0	0	0	0	0	0	0	L	23-27
09/20	at Packers	P	0	0	0	0.0	0.0	0	0	0	0	0	0	0	0	0	0	0	0	0	0	0	0	0	0	L	21-42
09/27	at Cardinals	P	0	0	0	0.0	0.0	0	0	0	0	0	0	0	0	0	0	0	0	1	1	0	0	0	0	W	26-23
10/04	Saints	P	0	0	0	0.0	0.0	0	0	0	0	0	0	0	0	0	0	0	2	2	0	0	0	0	0	L	29-35
10/18	at Jaguars	P	0	0	0	0.0	0.0	0	0	0	0	0	0	0	0	0	0	0	2	0	2	0	0	0	0	W	34-16
10/25	at Falcons									ON INACTIVE LIST																W	23-22
11/01	Colts	P	0	0	0	0.0	0.0	0	0	0	0	0	0	0	0	0	0	0	1	1	0	0	0	0	0	L	21-41
11/08	at Vikings	P	0	0	0	0.0	0.0	0	0	0	0	0	0	0	0	0	0	0	1	1	0	0	0	0	0	L	20-34
11/15	Football Team	P	0	0	0	0.0	0.0	0	0	0	0	0	0	0	0	0	0	0	1	1	0	0	0	0	0	W	30-27
11/22	at Panthers	P	0	0	0	0.0	0.0	0	0	0	0	0	0	0	0	0	0	0	1	1	0	0	0	0	0	L	0-20
11/26	Texans	P	0	0	0	0.0	0.0	0	0	0	0	0	0	0	0	0	0	0	0	0	0	0	0	0	0	L	25-41
12/06	at Bears	P	0	0	0	0.0	0.0	0	0	0	0	0	0	0	0	0	0	0	1	1	0	0	0	0	0	W	34-30
12/13	Packers	P	0	0	0	0.0	0.0	0	0	0	0	0	0	0	0	0	0	0	0	0	0	0	0	0	0	L	24-31
12/20	at Titans	P	0	0	0	0.0	0.0	0	0	0	0	0	0	0	0	0	0	0	1	1	0	0	0	0	0	L	25-46
12/26	Buccaneers	P	0	0	0	0.0	0.0	0	0	0	0	0	0	0	0	0	0	0	1	1	0	0	0	0	0	L	7-47
01/03	Vikings	P	0	0	0	0.0	0.0	0	0	0	0	0	0	0	0	0	0	0	0	0	0	0	0	0	0	L	35-37
2020 TOTALS			15-0	0	0	0	0.0	0.0	0	0	0	0	0	0	0	0	0	0	12	10	2	0	0	0	0	5-11	

2019 GAME-BY-GAME REGULAR-SEASON STATISTICS (LIONS)

DATE	OPPONENT	P/S	TACKLES							INTERCEPTIONS				O. FUMB				ST				MISC		W/L	SCORE		
			TK	S	A	SK	YDS	TFL	YDS	QBH	NO	YDS	LG	TD	PD	FF	FR	TD	YDS	TK	S	A	FF			FR	S
09/08	at Cardinals	P	0	0	0	0.0	0.0	0	0	0	0	0	0	0	0	0	0	0	2	2	0	0	0	0	0	T	27-27+
09/15	Chargers	P	0	0	0	0.0	0.0	0	0	0	0	0	0	0	0	0	0	0	0	0	0	0	0	0	0	W	13-10
09/22	at Eagles	P	0	0	0	0.0	0.0	0	0	0	0	0	0	0	0	0	0	0	2	2	0	0	0	0	0	W	27-24
09/29	Chiefs	P	0	0	0	0.0	0.0	0	0	0	0	0	0	0	0	0	0	0	0	0	0	0	0	0	0	L	30-34
10/14	at Packers	P	0	0	0	0.0	0.0	0	0	0	0	0	0	0	0	0	0	0	1	1	0	0	0	0	0	L	22-23
10/20	Vikings	P	0	0	0	0.0	0.0	0	0	0	0	0	0	0	0	0	0	0	2	2	0	0	0	0	0	L	30-42
10/27	Giants	P	2	2	0	0.0	0.0	0	0	0	0	0	0	0	0	0	0	0	2	1	1	0	0	0	0	W	31-26
11/03	at Raiders	P	0	0	0	0.0	0.0	0	0	0	0	0	0	0	0	0	0	0	1	1	0	0	0	0	0	L	24-31
11/10	at Bears									INACTIVE																L	13-20
11/17	Cowboys	P	0	0	0	0.0	0.0	0	0	0	0	0	0	0	0	0	0	0	1	1	0	0	0	0	0	L	27-35
11/24	at Redskins	P	0	0	0	0.0	0.0	0	0	0	0	0	0	0	0	0	0	0	0	0	0	0	0	0	0	L	16-19
11/28	Bears	P	0	0	0	0.0	0.0	0	0	0	0	0	0	0	0	0	0	0	1	1	0	0	0	0	0	L	20-24
12/08	at Vikings	P	0	0	0	0.0	0.0	0	0	0	0	0	0	0	0	0	0	0	0	0	0	0	0	0	0	L	7-20
12/15	Buccaneers	P	0	0	0	0.0	0.0	0	0	0	0	0	0	0	0	0	0	0	1	1	0	0	0	0	0	L	17-38
12/22	at Broncos	P	0	0	0	0.0	0.0	0	0	0	0	0	0	0	0	0	0	0	1	0	1	0	0	0	0	L	17-27
12/29	Packers	S	3	3	0	0.0	0.0	0	0	0	0	0	0	0	0	0	0	0	1	1	0	0	0	0	0	L	20-23
2019 TOTALS			15-1	5	5	0	0.0	0.0	0	0	0	0	0	0	0	0	0	0	15	13	2	0	0	0	0	3-12-1	
+ Overtime																											

2018 GAME-BY-GAME REGULAR-SEASON STATISTICS (LIONS)

DATE	OPPONENT	P/S	TACKLES							INTERCEPTIONS				O. FUMB				ST				MISC		W/L	SCORE		
			TK	S	A	SK	YDS	TFL	YDS	QBH	NO	YDS	LG	TD	PD	FF	FR	TD	YDS	TK	S	A	FF			FR	S
09/10	Jets	P	0	0	0	0.0	0.0	0	0	0	0	0	0	0	0	0	0	0	0	0	0	0	0	0	0	L	17-48
09/16	at 49ers	P	0	0	0	0.0	0.0	0	0	0	0	0	0	0	0	0	0	0	0	0	0	0	0	0	0	L	27-30
09/23	Patriots	P	0	0	0	0.0	0.0	0	0	0	0	0	0	0	0	0	0	0	1	1	0	0	0	0	0	W	26-10
09/30	at Cowboys	P	0	0	0	0.0	0.0	0	0	0	0	0	0	0	0	0	0	0	0	0	0	0	0	0	0	L	24-26
10/07	Packers	P	0	0	0	0.0	0.0	0	0	0	0	0	0	0	0	0	0	0	0	0	0	0	0	0	0	W	31-23
10/21	at Dolphins	P	0	0	0	0.0	0.0	0	0	0	0	0	0	0	0	0	0	0	1	0	1	0	0	0	0	W	32-21
10/28	Seahawks	P	0	0	0	0.0	0.0	0	0	0	0	0	0	0	0	0	0	0	0	0	0	0	0	0	0	L	14-28
11/04	at Vikings	P	0	0	0	0.0	0.0	0	0	0	0	0	0	0	0	0	0	0	1	0	1	0	0	0	0	L	9-24
11/11	at Bears	P	0	0	0	0.0	0.0	0	0	0	0	0	0	0	0	0	0	0	0	0	0	0	0	0	0	L	22-34
11/18	Panthers	P	0	0	0	0.0	0.0	0	0	0	0	0	0	0	0	0	0	0	0	0	0	0	0	0	0	W	20-19
11/22	Bears	P	0	0	0	0.0	0.0	0	0	0	0	0	0	0	0	0	0	0	0	0	0	0	0	0	0	L	16-23
12/02	Rams	P	0	0	0	0.0	0.0	0	0	0	0	0	0	0	0	0	0	0	2	2	0	0	0	0	0	L	16-30
12/09	at Cardinals	P	0	0	0	0.0	0.0	0	0	0	0	0	0	0	0	0	0	0	0	0	0	0	0	0	0	W	17-3
12/16	at Bills	P	0	0	0	0.0	0.0	0	0	0	0	0	0	0	0	0	0	0	0	0	0	0	0	0	0	L	13-14
12/23	Vikings	P	0	0	0	0.0	0.0	0	0	0	0	0	0	0	0	0	0	0	0	0	0	0	0	0	0	L	9-27
12/30	at Packers	P	0	0	0	0.0	0.0	0	0	0	0	0	0	0	0	0	0	0	2	2	0	0	0	0	0	W	31-0
2018 TOTALS			16-0	0	0	0	0.0	0.0	0	0	0	0	0	0	0	0	0	0	7	5	2	0	0	0	0	6-10	

2017 GAME-BY-GAME REGULAR-SEASON STATISTICS (LIONS)

DATE	OPPONENT	P/S	TACKLES							INTERCEPTIONS				O. FUMB				ST				MISC		W/L	SCORE			
			TK	S	A	SK	YDS	TFL	YDS	QBH	NO	YDS	LG	TD	PD	FF	FR	TD	YDS	TK	S	A	FF			FR	S	A
09/10	Cardinals	P	2	2	0	0.0	0.0	1	4	0	1	35	35	1	2	0	0	0	0	1	1	0	0	0	0	0	W	35-23
09/18	at Giants	P	4	3	1	0.0	0.0	0	0	0	0	0	0	0	1	0	0	0	0	0	0	0	0	0	0	0	W	24-10
09/24	Falcons	S	8	7	1	0.0	0.0	0	0	0	0	0	0	0	0	0	0	0	0	1	1	0	0	0	0	0	L	26-30
10/01	at Vikings	S	3	3	0	0.0	0.0	0	0	0	0	0	0	0	2	0	0	0	0	0	0	0	0	0	0	0	W	14-7
10/08	Panthers	S	2	1	1	0.0	0.0	0	0	0	0	0	0	0	0	0	0	0	0	0	0	0	0	0	0	0	L	24-27
10/15	at Saints	P	2	1	1	0.0	0.0	0	0	0	0	0	0	0	0	1	0	0	0	0	0	0	0	0	0	0	L	38-52
10/29	Steelers	P	2	2	0	0.0	0.0	0	0	0	0	0	0	0	0	0	0	0	0	0	0	0	0	0	0	0	L	15-20
11/06	at Packers	P	1	1	0	0.0	0.0	0	0	0	0	0	0	0	0	0	0	0	0	1	1	0	0	0	0	0	W	30-17
11/12	Browns	P	1	1	0	0.0	0.0	0	0	0	0	0	0	0	0	0	0	0	0	0	0	0	0	0	0	0	W	38-24
11/19	at Bears	P	1	1	0	0.0	0.0	0	0	0	0	0	0	0	0	0	0	0	0	0	0	0	0	0	0	0	W	27-24
11/23	Vikings	P	2	2	0	0.0	0.0	0	0	1	0	0	0	0	0	0	0	0	0	1	1	0	0	0	0	0	L	23-30
12/03	at Ravens	P	3	1	2	0.0	0.0	0	0	0	0	0	0	0	0	0	0	0	0	0	0	0	0	0	0	0	L	20-44
12/10	at Buccaneers	P	0	0	0	0.0	0.0	0	0	0	0	0	0	0	0	0	0	0	0	1	0	0	0	0	0	0	W	24-21
12/16	Bears	P	0	0	0	0.0	0.0	0	0	0	0	0	0	0	0	0	0	0	0	0	0	0	0	0	0	0	W	20-10
12/24	at Bengals	P	0	0	0	0.0	0.0	0	0	0	0	0	0	0	0	0	0	0	0	0	0	0	0	0	0	0	L	17-26
12/31	Packers	P	0	0	0	0.0	0.0	0	0	0	0	0	0	0	0	0	0	0	0	2	2	0	0	0	0	0	W	35-11
2017 TOTALS			16-3	31	25	6	0.0	0.0	1	4	1	1	35	35T	1	5	1	0	0	0	7	7	0	0	0	0	0	9-7

2016 GAME-BY-GAME REGULAR-SEASON STATISTICS (LIONS)

			TACKLES								INTERCEPTIONS					O. FUMB				ST				MISC					
DATE	OPPONENT	P/S	TK	S	A	SK	YDS	TFL	YDS	QBH	NO	YDS	LG	TD	PD	FF	FR	TD	YDS	TK	S	A	FF	FR	S	A	W/L	SCORE	
09/11	at Colts	P	0	0	0	0.0	0.0	0	0	0	0	0	0	0	0	0	0	0	0	0	0	0	0	0	0	0	W	39-35	
09/18	Titans	P	0	0	0	0.0	0.0	0	0	0	0	0	0	0	0	0	0	0	0	0	0	0	0	0	0	0	L	15-16	
09/25	at Packers	P	0	0	0	0.0	0.0	0	0	0	0	0	0	0	0	0	0	0	0	0	0	0	0	0	0	0	L	27-34	
10/02	at Bears	P	1	1	0	0.0	0.0	0	0	0	0	0	0	0	0	0	0	0	0	0	0	0	0	0	0	0	L	14-17	
10/09	Eagles	P	0	0	0	0.0	0.0	0	0	0	0	0	0	0	0	0	0	0	0	0	0	0	0	0	0	0	W	24-23	
10/16	Rams	P	0	0	0	0.0	0.0	0	0	0	0	0	0	0	0	0	0	0	0	0	0	0	0	0	0	0	W	31-28	
10/23	Redskins	P	1	0	1	0.0	0.0	0	0	0	0	0	0	0	0	0	0	0	0	0	0	0	0	0	0	0	W	20-17	
10/30	at Texans	P	2	1	1	0.0	0.0	0	0	0	0	0	0	0	0	0	0	0	0	2	2	0	0	0	0	0	L	13-20	
11/06	at Vikings	P	0	0	0	0.0	0.0	0	0	0	0	0	0	0	0	0	0	0	0	2	2	0	0	0	0	0	W	22-16+	
11/20	Jaguars	P	5	4	1	0.0	0.0	0	0	0	0	0	0	0	0	0	0	0	0	0	0	0	0	0	0	0	W	26-19	
11/24	Vikings	P	4	4	0	0.0	0.0	0	0	0	0	0	0	0	0	0	0	0	0	1	1	0	0	0	0	0	W	16-13	
12/04	at Saints	P	2	2	0	0.0	0.0	0	0	0	1	7	7	0	1	0	0	0	0	1	1	0	0	0	0	0	W	28-13	
12/11	Bears	P	0	0	0	0.0	0.0	0	0	0	0	0	0	0	0	0	0	0	0	0	0	0	0	0	0	0	W	20-17	
12/18	at Giants	P	1	0	1	0.0	0.0	0	0	0	0	0	0	0	0	0	0	0	0	1	1	0	0	0	0	0	L	6-17	
12/26	at Cowboys	P	0	0	0	0.0	0.0	0	0	0	0	0	0	0	0	0	0	0	0	1	1	0	0	0	0	0	L	21-42	
01/01	Packers	P	4	3	1	0.0	0.0	0	0	0	0	0	0	0	0	0	0	0	0	0	0	0	0	0	0	0	L	24-31	
2016 TOTALS			16-0	20	15	5	0.0	0.0	0	0	0	1	7	7	0	1	0	0	0	8	8	0	0	0	0	0	0	9-7	
+ - Overtime																													

2024 GAME-BY-GAME POSTSEASON STATISTICS (STEELERS)

			TACKLES								INTERCEPTIONS					O. FUMB				ST				MISC				
DATE	OPPONENT	P/S	TK	S	A	SK	YDS	TFL	YDS	QBH	NO	YDS	LG	TD	PD	FF	FR	TD	YDS	TK	S	A	FF	FR	S	A	W/L	SCORE
01/11	at Ravens	P	2	1	1	0.0	0.0	0	0	0	0	0	0	0	0	0	0	0	0	0	0	0	0	0	0	0	L	14-28
2024 TOTALS			1-0	2	1	1	0.0	0.0	0	0	0	0	0	0	0	0	0	0	0	0	0	0	0	0	0	0	0-1	

2023 GAME-BY-GAME POSTSEASON STATISTICS (STEELERS)

			TACKLES								INTERCEPTIONS					O. FUMB				ST				MISC				
DATE	OPPONENT	P/S	TK	S	A	SK	YDS	TFL	YDS	QBH	NO	YDS	LG	TD	PD	FF	FR	TD	YDS	TK	S	A	FF	FR	S	A	W/L	SCORE
01/15	at Bills	P	0	0	0	0.0	0.0	0	0	0	0	0	0	0	0	0	0	0	0	0	0	0	0	0	0	0	L	17-31
2023 TOTALS			1-0	0	0	0.0	0.0	0	0	0	0	0	0	0	0	0	0	0	0	0	0	0	0	0	0	0	0-1	



CHRISTIAN^{LS}
KUNTZ

HEIGHT: 6-1
WEIGHT: 228
COLLEGE: Duquesne
BORN: April 13, 1994

46



CHRISTIAN KUNTZ'S NFL REGULAR SEASON STATISTICS

DATE	TEAM	GP
2021	Steelers	17
2022	Steelers	17
2023	Steelers	17
2024	Steelers	17
NFL TOTALS		68

CHRISTIAN KUNTZ'S NFL POSTSEASON STATISTICS

DATE	TEAM	GP
2021	Steelers	1
2023	Steelers	1
2024	Steelers	1
NFL TOTALS		3

CHRISTIAN KUNTZ'S NFL REGULAR SEASON DEFENSIVE STATISTICS

		TACKLES										INTERCEPTIONS					O. FUMB					ST				MISC			
DATE	TEAM	GP	GS	TK	S	A	TFL	YDS	SK	YDS	QBH	NO	YDS	LG	TD	PD	FF	FR	TD	YDS	TK	S	A	FF	FR	S	A		
2021	Steelers	17	0	0	0	0	0	0	0.0	0.0	0	0	0	0	0	0	0	0	0	0	2	2	0	0	0	0	0	0	
2022	Steelers	17	0	0	0	0	0	0	0.0	0.0	0	0	0	0	0	0	0	0	0	0	1	1	0	0	0	0	0	0	
2023	Steelers	17	0	0	0	0	0	0	0.0	0.0	0	0	0	0	0	0	0	0	0	0	4	2	2	0	0	0	0	0	
2024	Steelers	17	0	0	0	0	0	0	0.0	0.0	0	0	0	0	0	0	0	0	0	0	2	1	1	0	0	0	0	0	
NFL TOTALS		68	0	0	0	0	0	0	0.0	0.0	0	0	0	0	0	0	0	0	0	0	9	6	3	0	0	0	0	0	

CHRISTIAN KUNTZ'S NFL POSTSEASON DEFENSIVE STATISTICS

		TACKLES										INTERCEPTIONS					O. FUMB				ST				MISC		
DATE	TEAM	GP	GS	TK	S	A	TFL	YDS	SK	YDS	QBH	NO	YDS	LG	TD	PD	FF	FR	TD	YDS	TK	S	A	FF	FR	S	A
2021	Steelers	1	0	0	0	0	0	0	0.0	0.0	0	0	0	0	0	0	0	0	0	0	0	0	0	0	0	0	0
2023	Steelers	1	0	0	0	0	0	0	0.0	0.0	0	0	0	0	0	0	0	0	0	0	0	0	0	0	0	0	0
2024	Steelers	1	0	0	0	0	0	0	0.0	0.0	0	0	0	0	0	0	0	0	0	0	0	0	0	0	0	0	0
NFL TOTALS		3	0	0	0	0	0	0	0.0	0.0	0	0	0	0	0	0	0	0	0	0	0	0	0	0	0	0	0

SINGLE-GAME HIGHS: DEFENSIVE

Special Teams Tackles
2 vs. San Francisco 49ers, Sep 10, 2023
1 vs. Jacksonville Jaguars, Oct 29, 2023
...4 more at 1.

2024 GAME-BY-GAME REGULAR-SEASON STATISTICS (STEELERS)

DATE	OPPONENT		W/L	SCORE
09/08	at Falcons	P	W	18-10
09/15	at Broncos	P	W	13-6
09/22	Chargers	P	W	20-10
09/29	at Colts	P	L	24-27
10/06	Cowboys	P	L	17-20
10/13	at Raiders	P	W	32-13
10/20	Jets	P	W	37-15
10/28	Giants	P	W	26-18
11/10	at Commanders	P	W	28-27
11/17	Ravens	P	W	18-16
11/21	at Browns	P	L	19-24
12/01	at Bengals	P	W	44-38
12/08	Browns	P	W	27-14
12/15	at Eagles	P	L	13-27
12/21	at Ravens	P	L	17-34
12/25	Chiefs	P	L	10-29
01/04	Bengals	P	L	17-19
2024 TOTALS		17	10-7	

2024 GAME-BY-GAME POSTSEASON STATISTICS (STEELERS)

DATE	OPPONENT		W/L	SCORE
01/11	at Ravens	P	L	14-28
2024 TOTALS	1		0-1	

2024 GAME-BY-GAME REGULAR-SEASON STATISTICS (STEELERS)

DATE	OPPONENT	P/S	TACKLES							INTERCEPTIONS					O. FUMB			ST				MISC		W/L	SCORE		
			TK	S	A	SK	YDS	TFL	YDS	QBH	NO	YDS	LG	TD	PD	FF	FR	TD	YDS	TK	S	A	FF			FR	S
09/08	at Falcons	P	0	0	0	0.0	0.0	0	0	0	0	0	0	0	0	0	0	0	0	0	0	0	0	0	0	W	18-10
09/15	at Broncos	P	0	0	0	0.0	0.0	0	0	0	0	0	0	0	0	0	0	0	0	0	0	0	0	0	0	W	13-6
09/22	Chargers	P	0	0	0	0.0	0.0	0	0	0	0	0	0	0	0	0	0	0	1	0	1	0	0	0	0	W	20-10
09/29	at Colts	P	0	0	0	0.0	0.0	0	0	0	0	0	0	0	0	0	0	0	0	0	0	0	0	0	0	L	24-27
10/06	Cowboys	P	0	0	0	0.0	0.0	0	0	0	0	0	0	0	0	0	0	0	0	0	0	0	0	0	0	L	17-20
10/13	at Raiders	P	0	0	0	0.0	0.0	0	0	0	0	0	0	0	0	0	0	0	0	0	0	0	0	0	0	W	32-13
10/20	Jets	P	0	0	0	0.0	0.0	0	0	0	0	0	0	0	0	0	0	0	0	0	0	0	0	0	0	W	37-15
10/28	Giants	P	0	0	0	0.0	0.0	0	0	0	0	0	0	0	0	0	0	0	0	0	0	0	0	0	0	W	26-18
11/10	at Commanders	P	0	0	0	0.0	0.0	0	0	0	0	0	0	0	0	0	0	0	0	0	0	0	0	0	0	W	28-27
11/17	Ravens	P	0	0	0	0.0	0.0	0	0	0	0	0	0	0	0	0	0	0	0	0	0	0	0	0	0	W	18-16
11/21	at Browns	P	0	0	0	0.0	0.0	0	0	0	0	0	0	0	0	0	0	0	0	0	0	0	0	0	0	L	19-24
12/01	at Bengals	P	0	0	0	0.0	0.0	0	0	0	0	0	0	0	0	0	0	0	0	0	0	0	0	0	0	W	44-38
12/08	Browns	P	0	0	0	0.0	0.0	0	0	0	0	0	0	0	0	0	0	0	0	0	0	0	0	0	0	W	27-14
12/15	at Eagles	P	0	0	0	0.0	0.0	0	0	0	0	0	0	0	0	0	0	0	0	0	0	0	0	0	0	L	13-27
12/21	at Ravens	P	0	0	0	0.0	0.0	0	0	0	0	0	0	0	0	0	0	0	0	0	0	0	0	0	0	L	17-34
12/25	Chiefs	P	0	0	0	0.0	0.0	0	0	0	0	0	0	0	0	0	0	0	1	1	0	0	0	0	0	L	10-29
01/04	Bengals	P	0	0	0	0.0	0.0	0	0	0	0	0	0	0	0	0	0	0	0	0	0	0	0	0	0	L	17-19
2024 TOTALS		17-0	0	0	0	0.0	0.0	0	0	0	0	0	0	0	0	0	0	0	2	1	1	0	0	0	0	10-7	

2023 GAME-BY-GAME REGULAR-SEASON STATISTICS (STEELERS)

DATE	OPPONENT	P/S	TACKLES							INTERCEPTIONS					O. FUMB			ST				MISC		W/L	SCORE		
			TK	S	A	SK	YDS	TFL	YDS	QBH	NO	YDS	LG	TD	PD	FF	FR	TD	YDS	TK	S	A	FF			FR	S
09/10	49ers	P	0	0	0	0.0	0.0	0	0	0	0	0	0	0	0	0	0	0	2	2	0	0	0	0	0	L	7-30
09/18	Browns	P	0	0	0	0.0	0.0	0	0	0	0	0	0	0	0	0	0	0	0	0	0	0	0	0	0	W	26-22
09/24	at Raiders	P	0	0	0	0.0	0.0	0	0	0	0	0	0	0	0	0	0	0	0	0	0	0	0	0	0	W	23-18
10/01	at Texans	P	0	0	0	0.0	0.0	0	0	0	0	0	0	0	0	0	0	0	0	0	0	0	0	0	0	L	6-30
10/08	Ravens	P	0	0	0	0.0	0.0	0	0	0	0	0	0	0	0	0	0	0	1	0	1	0	0	0	0	W	17-10
10/22	at Rams	P	0	0	0	0.0	0.0	0	0	0	0	0	0	0	0	0	0	0	0	0	0	0	0	0	0	W	24-17
10/29	Jaguars	P	0	0	0	0.0	0.0	0	0	0	0	0	0	0	0	0	0	0	1	0	1	0	0	0	0	L	10-20
11/02	Titans	P	0	0	0	0.0	0.0	0	0	0	0	0	0	0	0	0	0	0	0	0	0	0	0	0	0	W	20-16
11/12	Packers	P	0	0	0	0.0	0.0	0	0	0	0	0	0	0	0	0	0	0	0	0	0	0	0	0	0	W	23-19
11/19	at Browns	P	0	0	0	0.0	0.0	0	0	0	0	0	0	0	0	0	0	0	0	0	0	0	0	0	0	L	10-13
11/26	at Bengals	P	0	0	0	0.0	0.0	0	0	0	0	0	0	0	0	0	0	0	0	0	0	0	0	0	0	W	16-10
12/03	Cardinals	P	0	0	0	0.0	0.0	0	0	0	0	0	0	0	0	0	0	0	0	0	0	0	0	0	0	L	10-24
12/07	Patriots	P	0	0	0	0.0	0.0	0	0	0	0	0	0	0	0	0	0	0	0	0	0	0	0	0	0	L	18-21
12/16	at Colts	P	0	0	0	0.0	0.0	0	0	0	0	0	0	0	0	0	0	0	0	0	0	0	0	0	0	L	13-30
12/23	Bengals	P	0	0	0	0.0	0.0	0	0	0	0	0	0	0	0	0	0	0	0	0	0	0	0	0	0	W	34-11
12/31	at Seahawks	P	0	0	0	0.0	0.0	0	0	0	0	0	0	0	0	0	0	0	0	0	0	0	0	0	0	W	30-23
01/06	at Ravens	P	0	0	0	0.0	0.0	0	0	0	0	0	0	0	0	0	0	0	0	0	0	0	0	0	0	W	17-10
2023 TOTALS		17-0	0	0	0	0.0	0.0	0	0	0	0	0	0	0	0	0	0	0	4	2	2	0	0	0	0	10-7	

2022 GAME-BY-GAME REGULAR-SEASON STATISTICS (STEELERS)

DATE	OPPONENT	P/S	TACKLES							INTERCEPTIONS					O. FUMB			ST				MISC		W/L	SCORE		
			TK	S	A	SK	YDS	TFL	YDS	QBH	NO	YDS	LG	TD	PD	FF	FR	TD	YDS	TK	S	A	FF			FR	S
09/11	at Bengals	P	0	0	0	0.0	0.0	0	0	0	0	0	0	0	0	0	0	0	0	0	0	0	0	0	0	W	23-20+
09/18	Patriots	P	0	0	0	0.0	0.0	0	0	0	0	0	0	0	0	0	0	0	0	0	0	0	0	0	0	L	14-17
09/22	at Browns	P	0	0	0	0.0	0.0	0	0	0	0	0	0	0	0	0	0	0	0	0	0	0	0	0	0	L	17-29
10/02	Jets	P	0	0	0	0.0	0.0	0	0	0	0	0	0	0	0	0	0	0	0	0	0	0	0	0	0	L	20-24
10/09	at Bills	P	0	0	0	0.0	0.0	0	0	0	0	0	0	0	0	0	0	0	0	0	0	0	0	0	0	L	3-38
10/16	Buccaneers	P	0	0	0	0.0	0.0	0	0	0	0	0	0	0	0	0	0	0	0	0	0	0	0	0	0	W	20-18
10/23	at Dolphins	P	0	0	0	0.0	0.0	0	0	0	0	0	0	0	0	0	0	0	0	0	0	0	0	0	0	L	10-16
10/30	at Eagles	P	0	0	0	0.0	0.0	0	0	0	0	0	0	0	0	0	0	0	0	0	0	0	0	0	0	L	13-35
11/13	Saints	P	0	0	0	0.0	0.0	0	0	0	0	0	0	0	0	0	0	0	0	0	0	0	0	0	0	W	20-10
11/20	Bengals	P	0	0	0	0.0	0.0	0	0	0	0	0	0	0	0	0	0	0	0	0	0	0	0	0	0	L	30-37
11/28	at Colts	P	0	0	0	0.0	0.0	0	0	0	0	0	0	0	0	0	0	0	0	0	0	0	0	0	0	W	24-17
12/04	at Falcons	P	0	0	0	0.0	0.0	0	0	0	0	0	0	0	0	0	0	0	0	0	0	0	0	0	0	W	19-16
12/11	Ravens	P	0	0	0	0.0	0.0	0	0	0	0	0	0	0	0	0	0	0	0	0	0	0	0	0	0	L	14-16
12/18	at Panthers	P	0	0	0	0.0	0.0	0	0	0	0	0	0	0	0	0	0	0	0	0	0	0	0	0	0	W	24-16
12/24	Raiders	P	0	0	0	0.0	0.0	0	0	0	0	0	0	0	0	0	0	0	1	1	0	0	0	0	0	W	13-10
01/01	at Ravens	P	0	0	0	0.0	0.0	0	0	0	0	0	0	0	0	0	0	0	0	0	0	0	0	0	0	W	16-13
01/08	Browns	P	0	0	0	0.0	0.0	0	0	0	0	0	0	0	0	0	0	0	0	0	0	0	0	0	0	W	28-14

+ Overtime

2021 GAME-BY-GAME REGULAR-SEASON STATISTICS (STEELERS)

DATE	OPPONENT	P/S	TACKLES							INTERCEPTIONS					O. FUMB				ST				MISC		W/L	SCORE		
			TK	S	A	SK	YDS	TFL	YDS	QBH	NO	YDS	LG	TD	PD	FF	FR	TD	YDS	TK	S	A	FF	FR			S	A
09/12	at Bills	P	0	0	0	0.0	0.0	0	0	0	0	0	0	0	0	0	0	0	0	0	0	0	0	0	0	W	23-16	
09/19	Raiders	P	0	0	0	0.0	0.0	0	0	0	0	0	0	0	0	0	0	0	0	0	0	0	0	0	0	L	17-26	
09/26	Bengals	P	0	0	0	0.0	0.0	0	0	0	0	0	0	0	0	0	0	0	0	0	0	0	0	0	0	L	10-24	
10/03	at Packers	P	0	0	0	0.0	0.0	0	0	0	0	0	0	0	0	0	0	0	1	1	0	0	0	0	0	L	17-27	
10/10	Broncos	P	0	0	0	0.0	0.0	0	0	0	0	0	0	0	0	0	0	0	1	1	0	0	0	0	0	W	27-19	
10/17	Seahawks	P	0	0	0	0.0	0.0	0	0	0	0	0	0	0	0	0	0	0	0	0	0	0	0	0	0	W	23-20+	
10/31	at Browns	P	0	0	0	0.0	0.0	0	0	0	0	0	0	0	0	0	0	0	0	0	0	0	0	0	0	W	15-10	
11/08	Bears	P	0	0	0	0.0	0.0	0	0	0	0	0	0	0	0	0	0	0	0	0	0	0	0	0	0	W	29-27	
11/14	Lions	P	0	0	0	0.0	0.0	0	0	0	0	0	0	0	0	0	0	0	0	0	0	0	0	0	0	T	16-16	
11/21	at Chargers	P	0	0	0	0.0	0.0	0	0	0	0	0	0	0	0	0	0	0	0	0	0	0	0	0	0	L	37-41	
11/28	at Bengals	P	0	0	0	0.0	0.0	0	0	0	0	0	0	0	0	0	0	0	0	0	0	0	0	0	0	L	10-41	
12/05	Ravens	P	0	0	0	0.0	0.0	0	0	0	0	0	0	0	0	0	0	0	0	0	0	0	0	0	0	W	20-19	
12/09	at Vikings	P	0	0	0	0.0	0.0	0	0	0	0	0	0	0	0	0	0	0	0	0	0	0	0	0	0	L	28-36	
12/19	Titans	P	0	0	0	0.0	0.0	0	0	0	0	0	0	0	0	0	0	0	0	0	0	0	0	0	0	W	19-13	
12/26	at Chiefs	P	0	0	0	0.0	0.0	0	0	0	0	0	0	0	0	0	0	0	0	0	0	0	0	0	0	L	10-36	
01/03	Browns	P	0	0	0	0.0	0.0	0	0	0	0	0	0	0	0	0	0	0	0	0	0	0	0	0	0	W	26-14	
01/09	at Ravens	P	0	0	0	0.0	0.0	0	0	0	0	0	0	0	0	0	0	0	0	0	0	0	0	0	0	W	16-13+	
2021 TOTALS		17-0	0	0	0	0.0	0.0	0	0	0	0	0	0	0	0	0	0	0	2	2	0	0	0	0	0	0	9-7-1	
+ - Overtime																												

2024 GAME-BY-GAME POSTSEASON STATISTICS (STEELERS)

DATE	OPPONENT	P/S	TACKLES							INTERCEPTIONS					O. FUMB			ST			MISC		W/L	SCORE			
			TK	S	A	SK	YDS	TFL	YDS	QBH	NO	YDS	LG	TD	PD	FF	FR	TD	YDS	TK	S	A			FF	FR	S
01/11	at Ravens	P	0	0	0	0.0	0.0	0	0	0	0	0	0	0	0	0	0	0	0	0	0	0	0	0	0	L	14-28
2024 TOTALS			1-0	0	0	0	0.0	0.0	0	0	0	0	0	0	0	0	0	0	0	0	0	0	0	0	0	0-1	

2023 GAME-BY-GAME POSTSEASON STATISTICS (STEELERS)

DATE	OPPONENT	P/S	TACKLES							INTERCEPTIONS					O. FUMB			ST			MISC		W/L	SCORE			
			TK	S	A	SK	YDS	TFL	YDS	QBH	NO	YDS	LG	TD	PD	FF	FR	TD	YDS	TK	S	A			FF	FR	S
01/15	at Bills	P	0	0	0	0.0	0.0	0	0	0	0	0	0	0	0	0	0	0	0	0	0	0	0	0	0	L	17-31
2023 TOTALS			1-0	0	0	0	0.0	0.0	0	0	0	0	0	0	0	0	0	0	0	0	0	0	0	0	0	0-1	

2021 GAME-BY-GAME POSTSEASON STATISTICS (STEELERS)

DATE	OPPONENT	P/S	TACKLES							INTERCEPTIONS					O. FUMB			ST			MISC		W/L	SCORE			
			TK	S	A	SK	YDS	TFL	YDS	QBH	NO	YDS	LG	TD	PD	FF	FR	TD	YDS	TK	S	A			FF	FR	S
01/16	at Chiefs	P	0	0	0	0.0	0.0	0	0	0	0	0	0	0	0	0	0	0	0	0	0	0	0	0	0	L	21-42
2021 TOTALS			1-0	0	0	0	0.0	0.0	0	0	0	0	0	0	0	0	0	0	0	0	0	0	0	0	0	0-1	



ISAIAHH^{OT}
LOUDERMILK

HEIGHT: 6-7
WEIGHT: 293
COLLEGE: Wisconsin
BORN: October 10, 1997

HOW ACQUIRED: D5 '21
NFL EXPERIENCE: 4th year
BIRTHPLACE: Howard, KS



ISAIAHH LOUDERMILK'S NFL REGULAR SEASON DEFENSIVE STATISTICS																											
DATE	TEAM	GP	GS	TK	S	TACKLES					INTERCEPTIONS					O. FUMB				ST				MISC			
						A	TFL	YDS	SK	YDS	QBH	NO	YDS	LG	TD	PD	FF	FR	TD	YDS	TK	S	A	FF	FR	TD	YDS
2021	Steelers	15	2	23	16	7	0	0	1.0	0.0	0	0	0	0	3	0	0	0	0	0	0	0	0	0	0	0	0
2022	Steelers	11	3	7	4	3	1	1	0.0	0.0	0	0	0	0	0	0	0	0	0	0	0	0	0	0	0	0	
2023	Steelers	16	0	16	8	8	0	0	0.0	0.0	1	0	0	0	2	0	0	0	0	0	0	0	0	0	0	0	
2024	Steelers	16	0	18	10	8	0	0	0.0	0.0	0	0	0	0	1	0	0	0	0	0	0	0	0	0	0	0	
NFL TOTALS		58	5	64	38	26	1	1	1.0	0.0	1	0	0	0	6	0	0	0	0	0	0	0	0	0	0	0	0

ISAIAHH LOUDERMILK'S NFL POSTSEASON DEFENSIVE STATISTICS																															
DATE	TEAM	GP	GS	TACKLES								INTERCEPTIONS								O. FUMB				ST				MISC			
				TK	S	A	TFL	YDS	SK	YDS	QBH	NO	YDS	LG	TD	PD	FF	FR	TD	YDS	TK	S	A	FF	FR	S	A				
2021	Steelers	1	0	3	1	2	0	0	0.0	0.0	0	0	0	0	0	0	0	0	0	0	0	0	0	0	0	0					
2023	Steelers	1	0	0	0	0	0	0	0.0	0.0	0	0	0	0	0	0	0	0	0	0	0	0	0	0	0	0					
2024	Steelers	1	0	3	1	2	0	0	0.0	0.0	0	0	0	0	0	0	0	0	0	0	0	0	0	0	0	0					
NFL TOTALS		3	0	6	3	3	0	0	0.0	0.0	0	0	0	0	0	0	0	0	0	0	0	0	0	0	0	0					

SINGLE-GAME HIGHS: DEFENSIVE

Total Tackles	6 at Kansas City Chiefs, Dec 26, 2021	Passes Defensed	2 vs. San Francisco 49ers, Sep 10, 2023
	5 at Baltimore Ravens, Dec 21, 2024		1 at Denver Broncos, Sep 15, 2024
Solo Tackles	4 vs. Tennessee Titans, Dec 19, 2021		...3 more at 1.
	3 at Kansas City Chiefs, Dec 26, 2021	Tackles For Loss	1 at Carolina Panthers, Dec 18, 2022
Sacks	1.0 at Cleveland Browns, Oct 31, 2021		

SINGLE-GAME HIGHS - POSTSEASON: DEFENSIVE

Total Tackles	3 at Baltimore Ravens, Jan 11, 2025	Solo Tackles	2 at Baltimore Ravens, Jan 11, 2025
	3 at Kansas City Chiefs, Jan 16, 2022		1 at Kansas City Chiefs, Jan 16, 2022

2024 GAME-BY-GAME REGULAR-SEASON STATISTICS (STEELERS)

DATE	OPPONENT	P/S	TACKLES								INTERCEPTIONS				O. FUMB				ST				MISC						
			TK	S	A	SK	YDS	TFL	YDS	QBH	NO	YDS	LG	TD	PD	FF	FR	TD	YDS	TK	S	A	FF	FR	S	A	W/L	SCORE	
09/08	at Falcons	P	0	0	0	0.0	0.0	0	0	0	0	0	0	0	0	0	0	0	0	0	0	0	0	0	0	W	18-10		
09/15	at Broncos	P	2	2	0	0.0	0.0	0	0	0	0	0	0	1	0	0	0	0	0	0	0	0	0	0	0	W	13-6		
09/22	Chargers	P	2	2	0	0.0	0.0	0	0	0	0	0	0	0	0	0	0	0	0	0	0	0	0	0	0	W	20-10		
09/29	at Colts	P	1	1	0	0.0	0.0	0	0	0	0	0	0	0	0	0	0	0	0	0	0	0	0	0	0	L	24-27		
10/06	Cowboys	P	0	0	0	0.0	0.0	0	0	0	0	0	0	0	0	0	0	0	0	0	0	0	0	0	0	L	17-20		
10/13	at Raiders	P	0	0	0	0.0	0.0	0	0	0	0	0	0	0	0	0	0	0	0	0	0	0	0	0	0	W	32-13		
10/20	Jets	P	0	0	0	0.0	0.0	0	0	0	0	0	0	0	0	0	0	0	0	0	0	0	0	0	0	W	37-15		
10/28	Giants	P	1	0	1	0.0	0.0	0	0	0	0	0	0	0	0	0	0	0	0	0	0	0	0	0	0	W	26-18		
11/10	at Commanders	P	1	1	0	0.0	0.0	0	0	0	0	0	0	0	0	0	0	0	0	0	0	0	0	0	0	W	28-27		
11/17	Ravens	P	1	0	1	0.0	0.0	0	0	0	0	0	0	0	0	0	0	0	0	0	0	0	0	0	0	W	18-16		
11/21	at Browns	P	1	1	0	0.0	0.0	0	0	0	0	0	0	0	0	0	0	0	0	0	0	0	0	0	0	L	19-24		
12/01	at Bengals	P	0	0	0	0.0	0.0	0	0	0	0	0	0	0	0	0	0	0	0	0	0	0	0	0	0	W	44-38		
12/08	Browns	P	1	1	0	0.0	0.0	0	0	0	0	0	0	0	0	0	0	0	0	0	0	0	0	0	0	W	27-14		
12/15	at Eagles	P	2	0	2	0.0	0.0	0	0	0	0	0	0	0	0	0	0	0	0	0	0	0	0	0	0	L	13-27		
12/21	at Ravens	P	5	2	3	0.0	0.0	0	0	0	0	0	0	0	0	0	0	0	0	0	0	0	0	0	0	L	17-34		
12/25	Chiefs	P	1	0	1	0.0	0.0	0	0	0	0	0	0	0	0	0	0	0	0	0	0	0	0	0	0	L	10-29		
01/04	Bengals										ON INACTIVE LIST																	L	17-19
2024 TOTALS		16-0	18	10	8	0.0	0.0	0	0	0	0	0	0	0	1	0	0	0	0	0	0	0	0	0	0	10-7			

2023 GAME-BY-GAME REGULAR-SEASON STATISTICS (STEELERS)

DATE	OPPONENT	P/S	TACKLES							INTERCEPTIONS				O. FUMB			ST				MISC		W/L	SCORE			
			TK	S	A	SK	YDS	TFL	YDS	QBH	NO	YDS	LG	TD	PD	FF	FR	TD	YDS	TK	S	A			FF	FR	S
09/10	49ers	P	1	0	1	0.0	0.0	0	0	0	0	0	0	0	2	0	0	0	0	0	0	0	0	0	0	L	7-30
09/18	Browns	P	0	0	0	0.0	0.0	0	0	0	0	0	0	0	0	0	0	0	0	0	0	0	0	0	0	W	26-22
09/24	at Raiders	P	0	0	0	0.0	0.0	0	0	0	0	0	0	0	0	0	0	0	0	0	0	0	0	0	0	W	23-18
10/01	at Texans	P	1	1	0	0.0	0.0	0	0	0	0	0	0	0	0	0	0	0	0	0	0	0	0	0	0	L	6-30
10/08	Ravens	P	2	0	2	0.0	0.0	0	0	0	0	0	0	0	0	0	0	0	0	0	0	0	0	0	0	W	17-10
10/22	at Rams	P	0	0	0	0.0	0.0	0	0	0	0	0	0	0	0	0	0	0	0	0	0	0	0	0	0	W	24-17
10/29	Jaguars	P	2	1	1	0.0	0.0	0	0	0	0	0	0	0	0	0	0	0	0	0	0	0	0	0	0	L	10-20
11/02	Titans	P	2	0	2	0.0	0.0	0	0	0	0	0	0	0	0	0	0	0	0	0	0	0	0	0	0	W	20-16
11/12	Packers	P	2	2	0	0.0	0.0	0	0	0	0	0	0	0	0	0	0	0	0	0	0	0	0	0	0	W	23-19
11/19	at Browns	P	1	0	1	0.0	0.0	0	0	0	0	0	0	0	0	0	0	0	0	0	0	0	0	0	0	L	10-13
11/26	at Bengals	P	0	0	0	0.0	0.0	0	0	0	0	0	0	0	0	0	0	0	0	0	0	0	0	0	0	W	16-10
12/03	Cardinals	P	3	2	1	0.0	0.0	0	0	0	0	0	0	0	0	0	0	0	0	0	0	0	0	0	0	L	10-24
12/07	Patriots	P	0	0	0	0.0	0.0	0	0	0	0	0	0	0	0	0	0	0	0	0	0	0	0	0	0	L	18-21
12/16	at Colts		ON INACTIVE LIST																							L	13-30
12/23	Bengals	P	0	0	0	0.0	0.0	0	0	0	1	0	0	0	0	0	0	0	0	0	0	0	0	0	0	W	34-11
12/31	at Seahawks	P	1	1	0	0.0	0.0	0	0	0	0	0	0	0	0	0	0	0	0	0	0	0	0	0	0	W	30-23
01/06	at Ravens	P	1	1	0	0.0	0.0	0	0	0	0	0	0	0	0	0	0	0	0	0	0	0	0	0	0	W	17-10
2023 TOTALS			16-0	16	8	8	0.0	0.0	0	0	1	0	0	0	0	2	0	0	0	0	0	0	0	0	0	0	10-7

2022 GAME-BY-GAME REGULAR-SEASON STATISTICS (STEELERS)

DATE	OPPONENT	P/S	TACKLES							INTERCEPTIONS				O. FUMB			ST			MISC		W/L	SCORE				
			TK	S	A	SK	YDS	TFL	YDS	QBH	NO	YDS	LG	TD	PD	FF	FR	TD	YDS	TK	S			A	FF	FR	S
09/11	at Bengals		ON INACTIVE LIST																							W	23-20+
09/18	Patriots		ON INACTIVE LIST																							L	14-17
09/22	at Browns		INACTIVE																							L	17-29
10/02	Jets		ON INACTIVE LIST																							L	20-24
10/09	at Bills		ON INACTIVE LIST																							L	3-38
10/16	Buccaneers	S	2	1	1	0.0	0.0	0	0	0	0	0	0	0	0	0	0	0	0	0	0	0	0	0	0	W	20-18
10/23	at Dolphins	S	0	0	0	0.0	0.0	0	0	0	0	0	0	0	0	0	0	0	0	0	0	0	0	0	0	L	10-16
10/30	at Eagles	S	3	1	2	0.0	0.0	0	0	0	0	0	0	0	0	0	0	0	0	0	0	0	0	0	0	L	13-35
11/13	Saints	P	0	0	0	0.0	0.0	0	0	0	0	0	0	0	0	0	0	0	0	0	0	0	0	0	0	W	20-10
11/20	Bengals	P	0	0	0	0.0	0.0	0	0	0	0	0	0	0	0	0	0	0	0	0	0	0	0	0	0	L	30-37
11/28	at Colts	P	0	0	0	0.0	0.0	0	0	0	0	0	0	0	0	0	0	0	0	0	0	0	0	0	0	W	24-17
12/04	at Falcons		ON INACTIVE LIST																							W	19-16
12/11	Ravens	P	0	0	0	0.0	0.0	0	0	0	0	0	0	0	0	0	0	0	0	0	0	0	0	0	0	L	14-16
12/18	at Panthers	P	1	1	0	0.0	0.0	1	1	0	0	0	0	0	0	0	0	0	0	0	0	0	0	0	0	W	24-16
12/24	Raiders	P	0	0	0	0.0	0.0	0	0	0	0	0	0	0	0	0	0	0	0	0	0	0	0	0	0	W	13-10
01/01	at Ravens	P	0	0	0	0.0	0.0	0	0	0	0	0	0	0	0	0	0	0	0	0	0	0	0	0	0	W	16-13
01/08	Browns	P	1	1	0	0.0	0.0	0	0	0	0	0	0	0	0	0	0	0	0	0	0	0	0	0	0	W	28-14
2022 TOTALS		11-3	7	4	3	0.0	0.0	1	1	0	0	0	0	0	0	0	0	0	0	0	0	0	0	0	0	9-8	

+ Overtime

2021 GAME-BY-GAME REGULAR-SEASON STATISTICS (STEELERS)

DATE	OPPONENT	P/S	TACKLES							INTERCEPTIONS				O. FUMB			ST				MISC		W/L	SCORE																
			TK	S	A	SK	YDS	TFL	YDS	QBH	NO	YDS	LG	TD	PD	FF	FR	TD	YDS	TK	S	A			FF	FR	S	A												
09/12	at Bills		ON INACTIVE LIST																																				W	23-16
09/19	Raiders	P	1	0	1	0.0	0.0	0	0	0	0	0	0	0	0	0	0	0	0	0	0	0	0	0	0	L	17-26													
09/26	Bengals	P	1	1	0	0.0	0.0	0	0	0	0	0	0	0	0	0	0	0	0	0	0	0	0	0	0	L	10-24													
10/03	at Packers	P	0	0	0	0.0	0.0	0	0	0	0	0	0	0	1	0	0	0	0	0	0	0	0	0	0	L	17-27													
10/10	Broncos	P	0	0	0	0.0	0.0	0	0	0	0	0	0	0	0	0	0	0	0	0	0	0	0	0	0	W	27-19													
10/17	Seahawks	P	1	1	0	0.0	0.0	0	0	0	0	0	0	0	0	0	0	0	0	0	0	0	0	0	0	W	23-20+													
10/31	at Browns	P	2	2	0	1.0	0.0	0	0	0	0	0	0	0	0	0	0	0	0	0	0	0	0	0	0	W	15-10													
11/08	Bears	P	0	0	0	0.0	0.0	0	0	0	0	0	0	0	0	0	0	0	0	0	0	0	0	0	0	W	29-27													
11/14	Lions	P	2	2	0	0.0	0.0	0	0	0	0	0	0	0	0	0	0	0	0	0	0	0	0	0	0	T	16-16													
11/21	at Chargers		ON INACTIVE LIST																																				L	37-41
11/28	at Bengals	P	1	0	1	0.0	0.0	0	0	0	0	0	0	1	0	0	0	0	0	0	0	0	0	0	0	L	10-41													
12/05	Ravens	P	1	1	0	0.0	0.0	0	0	0	0	0	0	0	0	0	0	0	0	0	0	0	0	0	0	W	20-19													
12/09	at Vikings	P	2	1	1	0.0	0.0	0	0	0	0	0	0	0	0	0	0	0	0	0	0	0	0	0	0	L	28-36													
12/19	Titans	P	4	4	0	0.0	0.0	0	0	0	0	0	0	0	0	0	0	0	0	0	0	0	0	0	0	W	19-13													
12/26	at Chiefs	S	6	3	3	0.0	0.0	0	0	0	0	0	0	0	0	0	0	0	0	0	0	0	0	0	0	L	10-36													
01/03	Browns	S	1	0	1	0.0	0.0	0	0	0	0	0	0	1	0	0	0	0	0	0	0	0	0	0	0	W	26-14													
01/09	at Ravens	P	1	1	0	0.0	0.0	0	0	0	0	0	0	0	0	0	0	0	0	0	0	0	0	0	0	W	16-13+													
2021 TOTALS		15-2	23	16	7	1.0	0.0	0	0	0	0	0	0	3	0	0	0	0	0	0	0	0	0	0	0	9-7-1														

+ Overtime

2024 GAME-BY-GAME POSTSEASON STATISTICS (STEELERS)

|--|



DEAN^{DL}
LOWRY

HEIGHT: 6-6
WEIGHT: 296
COLLEGE: Northwestern
BORN: June 9, 1994

HOW ACQUIRED: FA '24
NFL EXPERIENCE: 8th year
BIRTHPLACE: Rockford, IL



DEAN LOWRY'S NFL REGULAR SEASON DEFENSIVE STATISTICS

DATE	TEAM	GP	GS	TK	S	A	TACKLES				YDS	QBH	INTERCEPTIONS				O. FUMB				ST				MISC.			
							TFL	YDS	SK	NO			YDS	LG	TD	PD	FF	FR	TD	YDS	TK	S	A	FF	FR	S	A	
2016	Packers	15	0	8	6	2	3	20	2.0	19.0	2	0	0	0	0	1	0	0	0	0	0	0	0	0	0	0	0	
2017	Packers	16	11	32	18	14	5	28	2.0	21.0	5	0	0	0	0	2	0	1	1	62	0	0	0	0	0	0	0	
2018	Packers	16	8	44	31	13	5	27	3.0	23.0	5	0	0	0	0	3	1	1	0	0	0	0	0	0	0	0	0	
2019	Packers	16	16	47	23	24	2	2	0.0	0.0	2	1	7	7	0	3	0	1	0	0	0	0	0	0	0	0	0	
2020	Packers	16	16	36	14	22	2	19	3.0	19.0	4	0	0	0	0	2	0	0	0	0	0	0	0	0	0	0	0	
2021	Packers	17	17	42	24	18	5	40	5.0	42.0	9	0	0	0	0	4	0	1	0	0	0	0	0	0	0	0	0	
2022	Packers	15	12	43	23	20	1	2	0.5	3.0	5	0	0	0	0	1	0	0	0	0	0	0	0	0	0	0	0	
2023	Vikings	9	4	14	4	10	0	0	0.0	0.0	0	0	0	0	0	1	0	1	0	0	0	0	0	0	0	0	0	
2024	Steelers	12	1	5	1	4	0	0	1.0	0.0	1	0	0	0	0	1	0	0	0	0	0	0	0	0	0	0	0	
NFL TOTALS		132	85	271	144	127	23	138	16.5	127.0	33	1	7	7	0	18	1	5	1	62	0	0	0	0	0	0	0	

DEAN LOWRY'S NFL POSTSEASON DEFENSIVE STATISTICS

		TACKLES										INTERCEPTIONS						O. FUMB				ST				MISC			
DATE	TEAM	GP	GS	TK	S	A	TFL	YDS	SK	YDS	QBH	NO	YDS	LG	TD	PD	FF	FR	TD	YDS	TK	S	A	FF	FR	S	A		
2016	Packers	3	0	1	1	0	0	0	0.0	0.0	0	0	0	0	0	0	0	0	0	0	0	0	0	0	0	0	0		
2019	Packers	2	2	3	2	1	0	0	0.0	0.0	0	0	0	0	0	0	0	0	0	0	0	0	0	0	0	0	0		
2020	Packers	2	2	7	3	4	0	0	0.0	0.0	0	0	0	0	0	0	0	0	0	0	0	0	0	0	0	0	0		
2021	Packers	1	1	4	1	3	0	0	0.0	0.0	0	0	0	0	0	1	0	0	0	0	0	0	0	0	0	0	0		
2024	Steelers	0	0	0	0	0	0	0	0.0	0.0	0	0	0	0	0	0	0	0	0	0	0	0	0	0	0	0	0		
NFL TOTALS		8	5	15	7	8	0	0	0.0	0.0	0	0	0	0	0	1	0	0	0	0	0	0	0	0	0	0	0		

SINGLE-GAME HIGHS: DEFENSIVE

Total Tackles	9 vs. Denver Broncos, Sep 22, 2019 7 at Minnesota Vikings, Dec 23, 2019	Fumble Recoveries	1 vs. San Francisco 49ers, Oct 23, 2023 1 vs. Washington Football Team, Oct 24, 2021 ...3 more at 1.
Solo Tackles	6 vs. Miami Dolphins, Nov 11, 2018 5 vs. Denver Broncos, Sep 22, 2019	Tackles For Loss	3 vs. Denver Broncos, Sep 22, 2019 2 at Detroit Lions, Jan 09, 2022 ...2 more at 2.
Sacks	1.0 vs. Baltimore Ravens, Nov 17, 2024 1.0 at Detroit Lions, Jan 09, 2022 ...12 more at 1.0.	Interceptions	1 vs. Chicago Bears, Dec 15, 2019
Passes Defensed	2 at Cincinnati Bengals, Oct 10, 2021 2 vs. Detroit Lions, Dec 30, 2018	Interception Return Yards	7 vs. Chicago Bears, Dec 15, 2019
Forced Fumbles	1 at Chicago Bears, Dec 16, 2018	Longest Opp Fumble Return	62 vs. Tampa Bay Buccaneers, Dec 03, 2017

SINGLE-GAME HIGHS - POSTSEASON: DEFENSIVE

Total Tackles	5 vs. Tampa Bay Buccaneers, Jan 24, 2021 4 vs. San Francisco 49ers, Jan 22, 2022 4 vs. Seattle Seahawks, Jan 12, 2020 2 vs. Los Angeles Rams, Jan 16, 2021 1 at San Francisco 49ers, Jan 19, 2020 ...2 more at 1.	Passes Defensed	1 vs. San Francisco 49ers, Jan 22, 2022
Solo Tackles	2 vs. Tampa Bay Buccaneers, Jan 24, 2021 2 vs. Seattle Seahawks, Jan 12, 2020 1 vs. San Francisco 49ers, Jan 22, 2022 1 vs. Los Angeles Rams, Jan 16, 2021 ...1 more at 1.		

2024 GAME-BY-GAME REGULAR-SEASON STATISTICS (STEELERS)

[illegible]

2023 GAME-BY-GAME REGULAR-SEASON STATISTICS (VIKINGS)

[illegible]

+ - Overtime

2022 GAME-BY-GAME REGULAR-SEASON STATISTICS (PACKERS)

[illegible]

+ - Overtime

2021 GAME-BY-GAME REGULAR-SEASON STATISTICS (PACKERS)

DATE	OPPONENT	P/S	TACKLES								INTERCEPTIONS								O. FUMB				ST				MISC		W/L	SCORE
			TK	S	A	SK	YDS	TFL	YDS	QBH	NO	YDS	LG	TD	PD	FF	FR	TD	YDS	TK	S	A	FF	FR	S	A				
09/12	at Saints	S	4	3	1	0.0	0.0	0	0	0	0	0	0	0	0	0	0	0	0	0	0	0	0	0	0	L	3-38			
09/20	Lions	S	4	0	4	0.0	0.0	0	0	0	0	0	0	0	0	0	0	0	0	0	0	0	0	0	0	W	35-17			
09/26	at 49ers	S	2	1	1	0.0	0.0	0	0	1	0	0	0	0	0	0	0	0	0	0	0	0	0	0	0	W	30-28			
10/03	Steelers	S	2	2	0	0.0	0.0	0	0	0	0	0	0	0	0	0	0	0	0	0	0	0	0	0	0	W	27-17			
10/10	at Bengals	S	2	0	2	0.5	1.0	0	0	1	0	0	0	0	2	0	0	0	0	0	0	0	0	0	0	W	25-22+			
10/17	at Bears	S	5	4	1	1.0	10.0	1	10	1	0	0	0	0	0	0	0	0	0	0	0	0	0	0	0	W	24-14			
10/24	Football Team	S	5	2	3	0.5	5.0	0	0	1	0	0	0	0	0	1	0	0	0	0	0	0	0	0	0	W	24-10			
10/28	at Cardinals	S	3	3	0	1.0	10.0	1	10	1	0	0	0	0	0	0	0	0	0	0	0	0	0	0	0	W	24-21			
11/07	at Chiefs	S	1	1	0	0.0	0.0	0	0	0	0	0	0	0	0	0	0	0	0	0	0	0	0	0	0	L	7-13			
11/14	Seahawks	S	1	1	0	0.0	0.0	0	0	0	0	0	0	0	0	0	0	0	0	0	0	0	0	0	0	W	17-0			
11/21	at Vikings	S	2	2	0	0.0	0.0	0	0	0	0	0	0	0	0	0	0	0	0	0	0	0	0	0	0	L	31-34			
11/28	Rams	S	0	0	0	0.0	0.0	0	0	1	0	0	0	0	0	0	0	0	0	0	0	0	0	0	0	W	36-28			
12/12	Bears	S	3	1	2	0.0	0.0	0	0	1	0	0	0	0	0	0	0	0	0	0	0	0	0	0	0	W	45-30			
12/19	at Ravens	S	1	1	0	0.0	0.0	0	0	0	0	0	0	0	1	0	0	0	0	0	0	0	0	0	0	W	31-30			
12/25	Browns	S	2	1	1	1.0	8.0	1	8	1	0	0	0	0	0	0	0	0	0	0	0	0	0	0	0	W	24-22			
01/02	Vikings	S	1	0	1	0.0	0.0	0	0	0	0	0	0	0	1	0	0	0	0	0	0	0	0	0	0	W	37-10			
01/09	at Lions	S	4	2	2	1.0	8.0	2	12	1	0	0	0	0	0	0	0	0	0	0	0	0	0	0	0	L	30-37			
2021 TOTALS		17-17	42	24	18	5.0	42.0	5	40	9	0	0	0	0	4	0	1	0	0	0	0	0	0	0	0	0	13-4			
+ - Overtime																														

2020 GAME-BY-GAME REGULAR-SEASON STATISTICS (PACKERS)

DATE	OPPONENT	P/S	TACKLES							INTERCEPTIONS					O. FUMB				ST				MISC		W/L	SCORE		
			TK	S	A	SK	YDS	TFL	YDS	QBH	NO	YDS	LG	TD	PD	FF	FR	TD	YDS	TK	S	A	FF	FR			S	A
09/13	at Vikings	S	0	0	0	0.0	0.0	0	0	0	0	0	0	0	0	0	0	0	0	0	0	0	0	0	0	W	43-34	
09/20	Lions	S	2	1	1	0.0	0.0	0	0	0	0	0	0	0	0	0	0	0	0	0	0	0	0	0	0	W	42-21	
09/27	at Saints	S	0	0	0	0.0	0.0	0	0	0	0	0	0	0	0	0	0	0	0	0	0	0	0	0	0	W	37-30	
10/05	Falcons	S	1	0	1	0.0	0.0	0	0	0	0	0	0	0	0	0	0	0	0	0	0	0	0	0	0	W	30-16	
10/18	at Buccaneers	S	5	0	5	0.0	0.0	0	0	0	0	0	0	0	0	0	0	0	0	0	0	0	0	0	0	L	10-38	
10/25	at Texans	S	2	1	1	0.0	0.0	0	0	0	0	0	0	0	0	0	0	0	0	0	0	0	0	0	0	W	35-20	
11/01	Vikings	S	3	3	0	1.0	9.0	1	9	1	0	0	0	0	0	0	0	0	0	0	0	0	0	0	0	L	22-28	
11/05	at 49ers	S	2	2	0	0.0	0.0	0	0	0	0	0	0	0	0	0	0	0	0	0	0	0	0	0	0	W	34-17	
11/15	Jaguars	S	0	0	0	0.0	0.0	0	0	0	0	0	0	1	0	0	0	0	0	0	0	0	0	0	0	W	24-20	
11/22	at Colts	S	1	1	0	0.0	0.0	0	0	0	0	0	0	0	0	0	0	0	0	0	0	0	0	0	0	L	31-34+	
11/29	Bears	S	1	0	1	0.0	0.0	0	0	0	0	0	0	0	0	0	0	0	0	0	0	0	0	0	0	W	41-25	
12/06	Eagles	S	6	2	4	1.0	0.0	0	0	2	0	0	0	0	0	0	0	0	0	0	0	0	0	0	0	W	30-16	
12/13	at Lions	S	4	2	2	1.0	10.0	1	10	1	0	0	0	0	0	0	0	0	0	0	0	0	0	0	0	W	31-24	
12/19	Panthers	S	1	0	1	0.0	0.0	0	0	0	0	0	0	1	0	0	0	0	0	0	0	0	0	0	0	W	24-16	
12/27	Titans	S	3	0	3	0.0	0.0	0	0	0	0	0	0	0	0	0	0	0	0	0	0	0	0	0	0	W	40-14	
01/03	at Bears	S	5	2	3	0.0	0.0	0	0	0	0	0	0	0	0	0	0	0	0	0	0	0	0	0	0	W	35-16	
2020 TOTALS		16-16	36	14	22	3.0	19.0	2	19	4	0	0	0	0	2	0	0	0	0	0	0	0	0	0	0	0	13-3	
+ - Overtime																												

2019 GAME-BY-GAME REGULAR-SEASON STATISTICS (PACKERS)

DATE	OPPONENT	P/S	TACKLES							INTERCEPTIONS					O. FUMB			ST				MISC		W/L	SCORE		
			TK	S	A	SK	YDS	TFL	YDS	QBH	NO	YDS	LG	TD	PD	FF	FR	TD	YDS	TK	S	A	FF			FR	S
09/05	at Bears	S	3	1	2	0.0	0.0	0	0	1	0	0	0	0	0	0	0	0	0	0	0	0	0	0	0	W	10-3
09/15	Vikings	S	3	2	1	0.0	0.0	1	2	0	0	0	0	0	1	0	1	0	0	0	0	0	0	0	0	W	21-16
09/22	Broncos	S	6	4	2	0.0	0.0	0	0	0	0	0	0	0	0	0	0	0	0	0	0	0	0	0	0	W	27-16
09/26	Eagles	S	4	2	2	0.0	0.0	0	0	0	0	0	0	0	0	0	0	0	0	0	0	0	0	0	0	L	27-34
10/06	at Cowboys	S	1	0	1	0.0	0.0	0	0	0	0	0	0	0	0	0	0	0	0	0	0	0	0	0	0	W	34-24
10/14	Lions	S	4	3	1	0.0	0.0	0	0	0	0	0	0	0	0	0	0	0	0	0	0	0	0	0	0	W	23-22
10/20	Raiders	S	2	0	2	0.0	0.0	0	0	0	0	0	0	0	0	0	0	0	0	0	0	0	0	0	0	W	42-24
10/27	at Chiefs	S	2	0	2	0.0	0.0	0	0	1	0	0	0	0	0	0	0	0	0	0	0	0	0	0	0	W	31-24
11/03	at Chargers	S	0	0	0	0.0	0.0	0	0	0	0	0	0	0	0	0	0	0	0	0	0	0	0	0	0	L	11-26
11/10	Panthers	S	3	1	2	0.0	0.0	0	0	0	0	0	0	0	0	0	0	0	0	0	0	0	0	0	0	W	24-16
11/24	at 49ers	S	3	1	2	0.0	0.0	0	0	0	0	0	0	0	0	0	0	0	0	0	0	0	0	0	0	L	8-37
12/01	at Giants	S	6	3	3	0.0	0.0	1	0	0	0	0	0	0	0	0	0	0	0	0	0	0	0	0	0	W	31-13
12/08	Redskins	S	3	2	1	0.0	0.0	0	0	0	0	0	0	0	0	0	0	0	0	0	0	0	0	0	0	W	20-15
12/15	Bears	S	0	0	0	0.0	0.0	0	0	0	1	7	7	0	1	0	0	0	0	0	0	0	0	0	0	W	21-13
12/23	at Vikings	S	5	2	3	0.0	0.0	0	0	0	0	0	0	0	1	0	0	0	0	0	0	0	0	0	0	W	23-10
12/29	at Lions	S	2	2	0	0.0	0.0	0	0	0	0	0	0	0	0	0	0	0	0	0	0	0	0	0	0	W	23-20
2019 TOTALS		16-16	47	23	24	0.0	0.0	2	2	2	1	7	7	0	3	0	1	0	0	0	0	0	0	0	0	13-3	

2018 GAME-BY-GAME REGULAR-SEASON STATISTICS (PACKERS)

DATE	OPPONENT	P/S	TACKLES								INTERCEPTIONS				O. FUMB				ST				MISC		W/L	SCORE	
			TK	S	A	SK	YDS	TFL	YDS	QBH	NO	YDS	LG	TD	PD	FF	FR	TD	YDS	TK	S	A	FF	FR			S
09/09	Bears	P	1	1	0	0.0	0.0	1	3	0	0	0	0	0	0	0	0	0	0	0	0	0	0	0	0	W	24-23
09/16	Vikings	P	2	2	0	0.0	0.0	0	0	0	0	0	0	0	0	0	0	0	0	0	0	0	0	0	T	29-29	
09/23	at Redskins	P	2	0	2	0.0	0.0	0	0	0	0	0	0	0	0	0	0	0	0	0	0	0	0	0	L	17-31	
09/30	Bills	S	3	1	2	0.0	0.0	0	0	0	0	0	0	0	0	0	0	0	0	0	0	0	0	0	W	22-0	
10/07	at Lions	P	3	0	3	0.0	0.0	0	0	0	0	0	0	0	0	0	0	0	0	0	0	0	0	0	L	23-31	
10/15	49ers	S	2	0	2	0.0	0.0	0	0	0	0	0	0	0	0	0	0	0	0	0	0	0	0	0	W	33-30	
10/28	at Rams	P	2	2	0	0.0	0.0	0	0	0	0	0	0	0	0	0	0	0	0	0	0	0	0	0	L	27-29	
11/04	at Patriots	P	2	2	0	0.0	0.0	0	0	0	0	0	0	0	0	0	0	0	0	0	0	0	0	0	L	17-31	
11/11	Dolphins	P	6	5	1	1.0	7.0	1	7	1	0	0	0	0	0	0	0	0	0	0	0	0	0	0	W	31-12	
11/15	at Seahawks	P	2	1	1	0.0	0.0	0	0	0	0	0	0	0	0	0	0	0	0	0	0	0	0	0	L	24-27	
11/25	at Vikings	S	3	2	1	1.0	8.0	2	9	2	0	0	0	0	0	0	0	0	0	0	0	0	0	0	L	17-24	
12/02	Cardinals	S	2	2	0	1.0	8.0	1	8	1	0	0	0	1	0	0	0	0	0	0	0	0	0	0	L	17-20	
12/09	Falcons	S	3	2	1	0.0	0.0	0	1	0	0	0	0	0	0	0	0	0	0	0	0	0	0	0	W	34-20	
12/16	at Bears	S	3	3	0	0.0	0.0	0	0	0	0	0	0	1	1	0	0	0	0	0	0	0	0	0	L	17-24	
12/23	at Jets	S	4	1	3	0.0	0.0	0	0	0	0	0	0	0	0	0	0	0	0	0	0	0	0	0	W	44-38+	
12/30	Lions	S	4	4	0	0.0	0.0	0	0	0	0	0	0	2	0	0	0	0	0	0	0	0	0	0	L	0-31	
2018 TOTALS		16-8	44	31	13	3.0	23.0	5	27	5	0	0	0	3	1	0	0	0	0	0	0	0	0	0	0	6-9-1	
+- Overtime																											

2017 GAME-BY-GAME REGULAR-SEASON STATISTICS (PACKERS)

DATE	OPPONENT	P/S	TACKLES							INTERCEPTIONS					O. FUMB			ST					MISC		W/L	SCORE			
			TK	S	A	SK	YDS	TFL	YDS	QBH	NO	YDS	LG	TD	PD	FF	FR	TD	YDS	TK	S	A	FF	FR			S	A	
09/10	Seahawks	S	0	0	0	0.0	0.0	0	0	0	0	0	0	0	0	0	0	0	0	0	0	0	0	0	0	W	17-9		
09/17	at Falcons	P	2	2	0	0.0	0.0	0	0	0	0	0	0	0	0	0	0	0	0	0	0	0	0	0	0	L	23-34		
09/24	Bengals	S	2	2	0	0.0	0.0	1	1	0	0	0	0	0	0	0	0	0	0	0	0	0	0	0	0	W	27-24+		
09/28	Bears	S	1	0	1	0.0	0.0	0	0	0	0	0	0	0	0	0	0	0	0	0	0	0	0	0	0	W	35-14		
10/08	at Cowboys	S	1	1	0	0.0	0.0	0	0	1	0	0	0	0	0	0	0	0	0	0	0	0	0	0	0	W	35-31		
10/15	at Vikings	S	2	0	2	0.0	0.0	0	0	0	0	0	0	0	0	0	0	0	0	0	0	0	0	0	0	L	10-23		
10/22	Saints	S	1	1	0	0.0	0.0	1	2	0	0	0	0	0	0	0	0	0	0	0	0	0	0	0	0	L	17-26		
11/06	Lions	P	2	1	1	0.5	4.0	1	2	1	0	0	0	0	0	0	0	0	0	0	0	0	0	0	0	L	17-30		
11/12	at Bears	S	1	1	0	0.0	0.0	0	0	0	0	0	0	0	0	0	0	0	0	0	0	0	0	0	0	W	23-16		
11/19	Ravens	S	4	2	2	0.5	3.0	0	0	1	0	0	0	0	0	0	0	0	0	0	0	0	0	0	0	L	0-23		
11/26	at Steelers	S	1	0	1	0.0	0.0	0	0	0	0	0	0	0	0	0	0	0	0	0	0	0	0	0	0	L	28-31		
12/03	Buccaneers	S	4	3	1	1.0	14.0	2	23	1	0	0	0	0	0	1	1	62	0	0	0	0	0	0	0	W	26-20+		
12/10	at Browns	S	4	1	3	0.0	0.0	0	0	0	0	0	0	0	0	0	0	0	0	0	0	0	0	0	0	W	27-21+		
12/17	at Panthers	P	3	1	2	0.0	0.0	0	0	0	0	0	0	1	0	0	0	0	0	0	0	0	0	0	0	L	24-31		
12/23	Vikings	P	2	2	0	0.0	0.0	0	0	1	0	0	0	0	0	0	0	0	0	0	0	0	0	0	0	L	0-16		
12/31	at Lions	P	2	1	1	0.0	0.0	0	0	0	0	0	0	0	0	0	0	0	0	0	0	0	0	0	0	L	11-35		
2017 TOTALS		16-11	32	18	14	2.0	21.0	5	28	5	0	0	0	0	2	0	1	1	62	0	0	0	0	0	0	0	7-9		
+ - Overtime																													

2016 GAME-BY-GAME REGULAR-SEASON STATISTICS (PACKERS)

DATE	OPPONENT	P/S	TACKLES							INTERCEPTIONS					O. FUMB			ST					MISC		W/L	SCORE	
			TK	S	A	SK	YDS	TFL	YDS	QBH	NO	YDS	LG	TD	PD	FF	FR	TD	YDS	TK	S	A	FF	FR			S
09/11	at Jaguars	P	1	1	0	0.0	0.0	0	0	0	0	0	0	0	0	0	0	0	0	0	0	0	0	0	0	W	27-23
09/18	at Vikings	P	0	0	0	0.0	0.0	0	0	0	0	0	0	0	0	0	0	0	0	0	0	0	0	0	0	L	14-17
09/25	Lions	P	2	2	0	0.0	0.0	1	1	0	0	0	0	0	0	0	0	0	0	0	0	0	0	0	0	W	34-27
10/09	Giants	P	0	0	0	0.0	0.0	0	0	0	0	0	0	0	0	0	0	0	0	0	0	0	0	0	0	W	23-16
10/16	Cowboys	P	0	0	0	0.0	0.0	0	0	0	0	0	0	0	0	0	0	0	0	0	0	0	0	0	0	L	16-30
10/20	Bears	P	0	0	0	0.0	0.0	0	0	0	0	0	0	0	0	0	0	0	0	0	0	0	0	0	0	W	26-10
10/30	at Falcons	P	0	0	0	0.0	0.0	0	0	0	0	0	0	0	0	0	0	0	0	0	0	0	0	0	0	L	32-33
11/06	Colts	P	0	0	0	0.0	0.0	0	0	0	0	0	0	0	0	0	0	0	0	0	0	0	0	0	0	L	26-31
11/13	at Titans	P	0	0	0	0.0	0.0	0	0	0	0	0	0	0	0	0	0	0	0	0	0	0	0	0	0	L	25-47
11/20	at Redskins	P	0	0	0	0.0	0.0	0	0	0	0	0	0	0	0	0	0	0	0	0	0	0	0	0	0	L	24-42
11/28	at Eagles		DID NOT PLAY (NON-INJURY)																				W	27-13			
12/04	Texans	P	1	1	0	1.0	8.0	1	8	1	0	0	0	0	1	0	0	0	0	0	0	0	0	0	0	W	21-13
12/11	Seahawks	P	2	2	0	1.0	11.0	1	11	1	0	0	0	0	0	0	0	0	0	0	0	0	0	0	0	W	38-10
12/18	at Bears	P	0	0	0	0.0	0.0	0	0	0	0	0	0	0	0	0	0	0	0	0	0	0	0	0	0	W	30-27
12/24	Vikings	P	0	0	0	0.0	0.0	0	0	0	0	0	0	0	0	0	0	0	0	0	0	0	0	0	0	W	38-25
01/01	at Lions	P	2	0	2	0.0	0.0	0	0	0	0	0	0	0	0	0	0	0	0	0	0	0	0	0	0	W	31-24
2016 TOTALS			15-0	8	6	2	2.0	19.0	3	20	2	0	0	0	1	0	0	0	0	0	0	0	0	0	0	0	10-6

2024 GAME-BY-GAME POSTSEASON STATISTICS (STEELERS)

DATE	OPPONENT	P/S	TACKLES							INTERCEPTIONS					O. FUMB			ST					MISC		W/L	SCORE	
			TK	S	A	SK	YDS	TFL	YDS	QBH	NO	YDS	LG	TD	PD	FF	FR	TD	YDS	TK	S	A	FF	FR			S
01/11	at Ravens		INACTIVE																						L	14-28	
2024 TOTALS			0	0	0	0.0	0.0	0	0	0	0	0	0	0	0	0	0	0	0	0	0	0	0	0	0	0-1	

2021 GAME-BY-GAME POSTSEASON STATISTICS (PACKERS)

DATE	OPPONENT	P/S	TACKLES							INTERCEPTIONS					O. FUMB			ST					MISC		W/L	SCORE	
			TK	S	A	SK	YDS	TFL	YDS	QBH	NO	YDS	LG	TD	PD	FF	FR	TD	YDS	TK	S	A	FF	FR			S
01/22	49ers	S	4	1	3	0.0	0.0	0	0	0	0	0	0	1	0	0	0	0	0	0	0	0	0	0	0	L	10-13
2021 TOTALS			1-1	4	1	3	0.0	0.0	0	0	0	0	0	1	0	0	0	0	0	0	0	0	0	0	0	0-1	

2020 GAME-BY-GAME POSTSEASON STATISTICS (PACKERS)

DATE	OPPONENT	P/S	TACKLES							INTERCEPTIONS					O. FUMB			ST					MISC		W/L	SCORE	
			TK	S	A	SK	YDS	TFL	YDS	QBH	NO	YDS	LG	TD	PD	FF	FR	TD	YDS	TK	S	A	FF	FR			S
01/16	Rams	S	2	1	1	0.0	0.0	0	0	0	0	0	0	0	0	0	0	0	0	0	0	0	0	0	0	W	32-18
01/24	Buccaneers	S	5	2	3	0.0	0.0	0	0	0	0	0	0	0	0	0	0	0	0	0	0	0	0	0	0	L	26-31
2020 TOTALS		2-2	7	3	4	0.0	0.0	0	0	0	0	0	0	0	0	0	0	0	0	0	0	0	0	0	0	1-1	

2019 GAME-BY-GAME POSTSEASON STATISTICS (PACKERS)

DATE	OPPONENT	P/S	TACKLES							INTERCEPTIONS					O. FUMB			ST			MISC		W/L	SCORE				
			TK	S	A	SK	YDS	TFL	YDS	QBH	NO	YDS	LG	TD	PD	FF	FR	TD	YDS	TK	S	A			FF	FR	S	A
01/12	Seahawks	S	2	1	1	0.0	0.0	0	0	0	0	0	0	0	0	0	0	0	0	0	0	0	0	0	0	W	28-23	
01/19	at 49ers	S	1	1	0	0.0	0.0	0	0	0	0	0	0	0	0	0	0	0	0	0	0	0	0	0	0	L	20-37	
2019 TOTALS			2-2	3	2	1	0.0	0.0	0	0	0	0	0	0	0	0	0	0	0	0	0	0	0	0	0	0	1-1	

2016 GAME-BY-GAME POSTSEASON STATISTICS (PACKERS)



TYLER^{LB}
MATAKEVICH

HEIGHT: 6-1
WEIGHT: 235
COLLEGE: Temple
BORN: December 22, 1992

HOW ACQUIRED: FA '24
NFL EXPERIENCE: 10th year
BIRTHPLACE: Stratford, CT



TYLER MATAKEVICH'S NFL REGULAR SEASON DEFENSIVE STATISTICS

DATE	TEAM	GP	GS	TK	S	A	TACKLES			YDS	QBH	INTERCEPTIONS			O. FUMB			ST			MISC			
							TFL	YDS	SK			NO	YDS	LG	TD	PD	FF	FR	TD	YDS	TK	S	A	FF
2016	Steelers	16	0	8	6	2	0	0.0	0.0	0	0	0	0	0	0	0	0	12	10	2	0	0	0	
2017	Steelers	15	0	9	7	2	0	0.0	0.0	0	0	0	0	1	0	0	0	14	11	3	0	0	0	
2018	Steelers	16	1	6	3	3	0	0.0	0.0	0	0	0	0	0	0	0	0	10	9	1	0	0	0	
2019	Steelers	16	0	2	2	0	0	0.0	0.0	0	0	0	0	0	0	0	0	16	14	2	0	0	0	
2020	Bills	16	0	13	9	4	0	0.0	0.0	0	0	0	0	2	0	0	0	10	3	7	0	0	0	
2021	Bills	17	0	6	3	3	0	0.0	0.0	0	1	15	15	0	1	0	0	13	9	4	0	0	0	
2022	Bills	16	0	0	0	0	0	0.0	0.0	0	0	0	0	0	0	0	0	6	5	1	0	0	0	
2023	Bills	17	0	3	1	2	0	0.0	0.0	0	0	0	0	0	0	0	0	4	3	1	0	0	0	
2024	Steelers	11	0	0	0	0	0	0.0	0.0	0	0	0	0	0	0	0	0	4	4	0	0	0	0	
NFL TOTALS		140	1	47	31	16	0	0	0.0	0.0	0	1	15	15	0	4	0	0	89	68	21	0	0	0

TYLER MATAKEVICH'S NFL POSTSEASON DEFENSIVE STATISTICS

		TACKLES										INTERCEPTIONS						O. FUMB				ST				MISC			
DATE	TEAM	GP	GS	TK	S	A	TFL	YDS	SK	YDS	QBH	NO	YDS	LG	TD	PD	FF	FR	TD	YDS	TK	S	A	FF	FR	S	A		
2016	Steelers	3	0	0	0	0	0	0.0	0.0	0.0	0	0	0	0	0	0	0	0	0	0	0	1	1	0	0	0	0	0	
2017	Steelers	1	0	0	0	0	0	0.0	0.0	0.0	0	0	0	0	0	0	0	0	0	0	0	0	0	0	0	0	0	0	
2020	Bills	3	0	0	0	0	0	0.0	0.0	0.0	0	0	0	0	0	0	0	0	0	0	0	0	0	0	0	0	0	0	
2021	Bills	2	0	2	1	1	0	0.0	0.0	0.0	0	0	0	0	0	0	0	0	0	0	0	1	1	0	0	0	0	0	
2022	Bills	2	0	0	0	0	0	0.0	0.0	0.0	0	0	0	0	0	0	0	0	0	0	2	2	0	0	0	0	0	0	
2023	Bills	2	0	0	0	0	0	0.0	0.0	0.0	0	0	0	0	0	0	0	0	0	0	1	1	0	0	0	0	0	0	
2024	Steelers	1	0	0	0	0	0	0.0	0.0	0.0	0	0	0	0	0	0	0	0	0	0	0	0	0	0	0	0	0	0	
NFL TOTALS		14	0	2	1	1	0	0	0.0	0.0	0	0	0	0	0	0	0	0	0	0	5	5	0	0	0	0	0	0	

SINGLE-GAME HIGHS: DEFENSIVE

Total Tackles	8 at Miami Dolphins, Oct 16, 2016 7 at Denver Broncos, Dec 19, 2020	Interceptions	1 vs. Houston Texans, Oct 03, 2021
Solo Tackles	6 at Miami Dolphins, Oct 16, 2016 5 at Denver Broncos, Dec 19, 2020	Interception Return Yards	15 vs. Houston Texans, Oct 03, 2021
Passes Defensed	2 vs. Miami Dolphins, Jan 03, 2021 1 vs. Houston Texans, Oct 03, 2021 ...1 more at 1.	Special Teams Tackles	4 vs. Carolina Panthers, Dec 19, 2021 3 at Cleveland Browns, Sep 09, 2018 ...1 more at 3.

SINGLE-GAME HIGHS - POSTSEASON: DEFENSIVE

Total Tackles	2 vs. New England Patriots, Jan 15, 2022	Special Teams Tackles	2 vs. Cincinnati Bengals, Jan 22, 2023
Solo Tackles	1 vs. New England Patriots, Jan 15, 2022		1 vs. Pittsburgh Steelers, Jan 15, 2024 1 vs. New England Patriots, Jan 15, 2022 1 at Kansas City Chiefs, Jan 15, 2017

2024 GAME-BY-GAME REGULAR-SEASON STATISTICS (STEELERS)

DATE	OPPONENT	P/S	TACKLES							INTERCEPTIONS					O. FUMB			ST			MISC			W/L	SCORE		
			TK	S	A	SK	YDS	TFL	YDS	QBH	NO	YDS	LG	TD	PD	FF	FR	TD	YDS	TK	S	A	FF			FR	S
09/08	at Falcons	P	0	0	0	0.0	0.0	0	0	0	0	0	0	0	0	0	0	0	1	1	0	0	0	0	0	W	18-10
09/15	at Broncos	P	0	0	0	0.0	0.0	0	0	0	0	0	0	0	0	0	0	0	1	1	0	0	0	0	0	W	13-6
09/22	Chargers									INJURED RESERVE															W	20-10	
09/29	at Colts									INJURED RESERVE															L	24-27	
10/06	Cowboys									INJURED RESERVE															L	17-20	
10/13	at Raiders									INJURED RESERVE															W	32-13	
10/20	Jets									INJURED RESERVE															W	37-15	
10/28	Giants									INJURED RESERVE - DESIGNATED FOR RETURN															W	26-18	
11/10	at Commanders	P	0	0	0	0.0	0.0	0	0	0	0	0	0	0	0	0	0	0	0	0	0	0	0	0	0	W	28-27
11/17	Ravens	P	0	0	0	0.0	0.0	0	0	0	0	0	0	0	0	0	0	0	1	1	0	0	0	0	0	W	18-16
11/21	at Browns	P	0	0	0	0.0	0.0	0	0	0	0	0	0	0	0	0	0	0	0	0	0	0	0	0	0	L	19-24
12/01	at Bengals	P	0	0	0	0.0	0.0	0	0	0	0	0	0	0	0	0	0	0	0	0	0	0	0	0	0	W	44-38
12/08	Browns	P	0	0	0	0.0	0.0	0	0	0	0	0	0	0	0	0	0	0	1	1	0	0	0	0	0	W	27-14
12/15	at Eagles	P	0	0	0	0.0	0.0	0	0	0	0	0	0	0	0	0	0	0	0	0	0	0	0	0	0	L	13-27
12/21	at Ravens	P	0	0	0	0.0	0.0	0	0	0	0	0	0	0	0	0	0	0	0	0	0	0	0	0	0	L	17-34
12/25	Chiefs	P	0	0	0	0.0	0.0	0	0	0	0	0	0	0	0	0	0	0	0	0	0	0	0	0	0	L	10-29
01/04	Bengals	P	0	0	0	0.0	0.0	0	0	0	0	0	0	0	0	0	0	0	0	0	0	0	0	0	0	L	17-19
2024 TOTALS		11-0	0	0	0	0.0	0.0	0	0	0	0	0	0	0	0	0	0	0	4	4	0	0	0	0	0	0	L-7

2023 GAME-BY-GAME REGULAR-SEASON STATISTICS (BILLS)

DATE	OPPONENT	P/S	TACKLES							INTERCEPTIONS					O. FUMB			ST			MISC			W/L	SCORE				
			TK	S	A	SK	YDS	TFL	YDS	QBH	NO	YDS	LG	TD	PD	FF	FR	TD	YDS	TK	S	A	FF			FR	S	A	
09/11	at Jets	P	0	0	0	0.0	0.0	0	0	0	0	0	0	0	0	0	0	0	0	0	0	0	0	0	0	L	16-22+		
09/17	Raiders	P	0	0	0	0.0	0.0	0	0	0	0	0	0	0	0	0	0	0	0	0	0	0	0	0	0	W	38-10		
09/24	at Commanders	P	0	0	0	0.0	0.0	0	0	0	0	0	0	0	0	0	0	0	0	0	0	0	0	0	0	W	37-3		
10/01	Dolphins	P	0	0	0	0.0	0.0	0	0	0	0	0	0	0	0	0	0	0	0	0	0	0	0	0	0	W	48-20		
10/08	Jaguars	P	0	0	0	0.0	0.0	0	0	0	0	0	0	0	0	0	0	0	0	0	0	0	0	0	0	L	20-25		
10/15	Giants	P	0	0	0	0.0	0.0	0	0	0	0	0	0	0	0	0	0	0	0	0	0	0	0	0	0	W	14-9		
10/22	at Patriots	P	0	0	0	0.0	0.0	0	0	0	0	0	0	0	0	0	0	0	0	0	0	0	0	0	0	L	25-29		
10/26	Buccaneers	P	0	0	0	0.0	0.0	0	0	0	0	0	0	0	0	0	0	0	0	0	0	0	0	0	0	W	24-18		
11/05	at Bengals	P	0	0	0	0.0	0.0	0	0	0	0	0	0	0	0	0	0	0	0	1	0	0	0	0	0	L	18-24		
11/13	Broncos	P	0	0	0	0.0	0.0	0	0	0	0	0	0	0	0	0	0	0	0	0	0	0	0	0	0	L	22-24		
11/19	Jets	P	2	1	1	0.0	0.0	0	0	0	0	0	0	0	0	0	0	0	0	0	0	0	0	0	0	W	32-6		
11/26	at Eagles	P	0	0	0	0.0	0.0	0	0	0	0	0	0	0	0	0	0	0	0	0	0	0	0	0	0	L	34-37+		
12/10	at Chiefs	P	0	0	0	0.0	0.0	0	0	0	0	0	0	0	0	0	0	0	0	0	0	0	0	0	0	W	20-17		
12/17	Cowboys	P	1	0	1	0.0	0.0	0	0	0	0	0	0	0	0	0	0	0	0	0	0	0	0	0	0	W	31-10		
12/23	at Chargers	P	0	0	0	0.0	0.0	0	0	0	0	0	0	0	0	0	0	0	0	2	1	1	0	0	0	W	24-22		
12/31	Patriots	P	0	0	0	0.0	0.0	0	0	0	0	0	0	0	0	0	0	0	0	1	1	0	0	0	0	W	27-21		
01/07	at Dolphins	P	0	0	0	0.0	0.0	0	0	0	0	0	0	0	0	0	0	0	0	0	0	0	0	0	0	W	21-14		
2023 TOTALS			17-0	3	1	2	0.0	0.0	0	0	0	0	0	0	0	0	0	0	0	4	3	1	0	0	0	0	11-6		
+ - Overtime																													

2022 GAME-BY-GAME REGULAR-SEASON STATISTICS (BILLS)

DATE	OPPONENT	P/S	TACKLES							INTERCEPTIONS					O. FUMB			ST			MISC			W/L	SCORE				
			TK	S	A	SK	YDS	TFL	YDS	QBH	NO	YDS	LG	TD	PD	FF	FR	TD	YDS	TK	S	A	FF			FR	S	A	
09/08	at Rams	P	0	0	0	0.0	0.0	0	0	0	0	0	0	0	0	0	0	0	0	0	0	0	0	0	0	W	31-10		
09/19	Titans	P	0	0	0	0.0	0.0	0	0	0	0	0	0	0	0	0	0	0	0	0	0	0	0	0	0	W	41-7		
09/25	at Dolphins	P	0	0	0	0.0	0.0	0	0	0	0	0	0	0	0	0	0	0	1	0	1	0	0	0	0	L	19-21		
10/02	at Ravens	P	0	0	0	0.0	0.0	0	0	0	0	0	0	0	0	0	0	0	0	0	0	0	0	0	0	W	23-20		
10/09	Steelers	P	0	0	0	0.0	0.0	0	0	0	0	0	0	0	0	0	0	0	0	0	0	0	0	0	0	W	38-3		
10/16	at Chiefs	P	0	0	0	0.0	0.0	0	0	0	0	0	0	0	0	0	0	0	0	0	0	0	0	0	0	W	24-20		
10/30	Packers	P	0	0	0	0.0	0.0	0	0	0	0	0	0	0	0	0	0	0	0	0	0	0	0	0	0	W	27-17		
11/06	at Jets	P	0	0	0	0.0	0.0	0	0	0	0	0	0	0	0	0	0	0	1	1	0	0	0	0	0	L	17-20		
11/13	Vikings	P	0	0	0	0.0	0.0	0	0	0	0	0	0	0	0	0	0	0	0	0	0	0	0	0	0	L	30-33+		
11/20	Browns	P	0	0	0	0.0	0.0	0	0	0	0	0	0	0	0	0	0	0	1	1	0	0	0	0	0	W	31-23		
11/24	at Lions	P	0	0	0	0.0	0.0	0	0	0	0	0	0	0	0	0	0	0	2	2	0	0	0	0	0	W	28-25		
12/01	at Patriots	P	0	0	0	0.0	0.0	0	0	0	0	0	0	0	0	0	0	0	0	0	0	0	0	0	0	W	24-10		
12/11	Jets	P	0	0	0	0.0	0.0	0	0	0	0	0	0	0	0	0	0	0	1	1	0	0	0	0	0	W	20-12		
12/17	Dolphins	P	0	0	0	0.0	0.0	0	0	0	0	0	0	0	0	0	0	0	0	0	0	0	0	0	0	W	32-29		
12/24	at Bears	P	0	0	0	0.0	0.0	0	0	0	0	0	0	0	0	0	0	0	0	0	0	0	0	0	0	W	35-13		
01/08	Patriots	P	0	0	0	0.0	0.0	0	0	0	0	0	0	0	0	0	0	0	0	0	0	0	0	0	0	W	35-23		
2022 TOTALS		16-0	0	0	0	0.0	0.0	0	0	0	0	0	0	0	0	0	0	0	6	5	1	0	0	0	0	0	13-3		
+ - Overtime																													

2021 GAME-BY-GAME REGULAR-SEASON STATISTICS (BILLS)

DATE	OPPONENT	P/S	TACKLES							INTERCEPTIONS					O. FUMB				ST				MISC			W/L	SCORE
			TK	S	A	SK	YDS	TFL	YDS	QBH	NO	YDS	LG	TD	PD	FF	FR	TD	YDS	TK	S	A	FF	FR	S		
09/12	Steelers	P	0	0	0	0.0	0.0	0	0	0	0	0	0	0	0	0	0	0	0	0	0	0	0	0	0	L	16-23
09/19	at Dolphins	P	0	0	0	0.0	0.0	0	0	0	0	0	0	0	0	0	0	0	0	0	0	0	0	0	0	W	35-0
09/26	Football Team	P	0	0	0	0.0	0.0	0	0	0	0	0	0	0	0	0	0	0	2	1	1	0	0	0	0	W	43-21
10/03	Texans	P	3	3	0	0.0	0.0	0	0	0	1	15	15	0	1	0	0	0	1	1	0	0	0	0	0	W	40-0
10/10	at Chiefs	P	0	0	0	0.0	0.0	0	0	0	0	0	0	0	0	0	0	0	1	1	0	0	0	0	0	W	38-20
10/18	at Titans	P	0	0	0	0.0	0.0	0	0	0	0	0	0	0	0	0	0	0	2	1	1	0	0	0	0	L	31-34
10/31	Dolphins	P	0	0	0	0.0	0.0	0	0	0	0	0	0	0	0	0	0	0	0	0	0	0	0	0	0	W	26-11
11/07	at Jaguars	P	0	0	0	0.0	0.0	0	0	0	0	0	0	0	0	0	0	0	1	0	1	0	0	0	0	L	6-9
11/14	at Jets	P	1	0	1	0.0	0.0	0	0	0	0	0	0	0	0	0	0	0	0	0	0	0	0	0	0	W	45-17
11/21	Colts	P	1	0	1	0.0	0.0	0	0	0	0	0	0	0	0	0	0	0	1	0	0	0	0	0	0	L	15-41
11/25	at Saints	P	0	0	0	0.0	0.0	0	0	0	0	0	0	0	0	0	0	0	0	0	0	0	0	0	0	W	31-6
12/06	Patriots	P	0	0	0	0.0	0.0	0	0	0	0	0	0	0	0	0	0	0	0	0	0	0	0	0	0	L	10-14
12/12	at Buccaneers	P	0	0	0	0.0	0.0	0	0	0	0	0	0	0	0	0	0	0	0	0	0	0	0	0	0	L	27-33+
12/19	Panthers	P	1	0	1	0.0	0.0	0	0	0	0	0	0	0	0	0	0	0	4	3	1	0	0	0	0	W	31-14
12/26	at Patriots	P	0	0	0	0.0	0.0	0	0	0	0	0	0	0	0	0	0	0	1	1	0	0	0	0	0	W	33-21
01/02	Falcons	P	0	0	0	0.0	0.0	0	0	0	0	0	0	0	0	0	0	0	0	0	0	0	0	0	0	W	29-15
01/09	Jets	P	0	0	0	0.0	0.0	0	0	0	0	0	0	0	0	0	0	0	0	0	0	0	0	0	0	W	27-10
2021 TOTALS			17-0	6	3	3	0.0	0.0	0	0	0	0	0	0	1	15	15	0	1	0	0	0	0	0	0	0	11-6
+ - Overtime																											

DATE	OPPONENT	P/S	TACKLES							INTERCEPTIONS				O. FUMB			ST			MISC		W/L	SCORE			
			TK	S	A	SK	YDS	TFL	YDS	QBH	NO	YDS	LG	TD	PD	FF	FR	TD	YDS	TK	S			A	FF	FR
09/13	Jets	P	0	0	0	0.0	0.0	0	0	0	0	0	0	0	0	0	0	0	0	0	0	0	0	0	W	27-17
09/20	at Dolphins	P	0	0	0	0.0	0.0	0	0	0	0	0	0	0	0	0	0	0	0	0	0	0	0	0	W	31-28
09/27	Rams	P	0	0	0	0.0	0.0	0	0	0	0	0	0	0	0	0	0	1	1	0	0	0	0	0	W	35-32
10/04	at Raiders	P	0	0	0	0.0	0.0	0	0	0	0	0	0	0	0	0	0	1	0	1	0	0	0	0	W	30-23
10/13	at Titans	P	0	0	0	0.0	0.0	0	0	0	0	0	0	0	0	0	0	1	1	0	0	0	0	0	L	16-42
10/19	Chiefs	P	0	0	0	0.0	0.0	0	0	0	0	0	0	0	0	0	0	1	0	1	0	0	0	0	L	17-26
10/25	at Jets	P	0	0	0	0.0	0.0	0	0	0	0	0	0	0	0	0	0	1	0	1	0	0	0	0	W	18-10
11/01	Patriots	P	0	0	0	0.0	0.0	0	0	0	0	0	0	0	0	0	0	2	1	1	0	0	0	0	W	24-21
11/08	Seahawks	P	0	0	0	0.0	0.0	0	0	0	0	0	0	0	0	0	0	0	0	0	0	0	0	0	W	44-34
11/15	at Cardinals	P	0	0	0	0.0	0.0	0	0	0	0	0	0	0	0	0	0	0	0	0	0	0	0	0	L	30-32
11/29	Chargers	P	0	0	0	0.0	0.0	0	0	0	0	0	0	0	0	0	0	1	0	1	0	0	0	0	W	27-17
12/07	at 49ers	P	0	0	0	0.0	0.0	0	0	0	0	0	0	0	0	0	0	0	0	0	0	0	0	0	W	34-24
12/13	Steelers	P	0	0	0	0.0	0.0	0	0	0	0	0	0	0	0	0	0	1	1	0	0	0	0	0	W	26-15
12/19	at Broncos	P	7	5	2	0.0	0.0	0	0	0	0	0	0	0	0	0	0	0	0	0	0	0	0	0	W	48-19
12/28	at Patriots	P	0	0	0	0.0	0.0	0	0	0	0	0	0	0	0	0	0	1	0	1	0	0	0	0	W	38-9
01/03	Dolphins	P	6	4	2	0.0	0.0	0	0	0	0	0	0	2	0	0	0	0	0	0	0	0	0	0	W	56-26
2020 TOTALS		16-0	13	9	4	0.0	0.0	0	0	0	0	0	0	2	0	0	0	10	3	7	0	0	0	0	13-3	

DATE	OPPONENT	P/S	TACKLES							INTERCEPTIONS				O. FUMB			ST			MISC		W/L	SCORE				
			TK	S	A	SK	YDS	TFL	YDS	QBH	NO	YDS	LG	TD	PD	FF	FR	TD	YDS	TK	S			A	FF	FR	S
09/08	at Patriots	P	0	0	0	0.0	0.0	0	0	0	0	0	0	0	0	0	0	0	1	1	0	0	0	0	0	L	3-33
09/15	Seahawks	P	0	0	0	0.0	0.0	0	0	0	0	0	0	0	0	0	0	0	2	2	0	0	0	0	0	L	26-28
09/22	at 49ers	P	0	0	0	0.0	0.0	0	0	0	0	0	0	0	0	0	0	0	1	1	0	0	0	0	0	L	20-24
09/30	Bengals	P	0	0	0	0.0	0.0	0	0	0	0	0	0	0	0	0	0	0	0	0	0	0	0	0	0	W	27-3
10/06	Ravens	P	2	2	0	0.0	0.0	0	0	0	0	0	0	0	0	0	0	0	1	1	0	0	0	0	0	L	23-26+
10/13	at Chargers	P	0	0	0	0.0	0.0	0	0	0	0	0	0	0	0	0	0	0	2	2	0	0	0	0	0	W	24-17
10/28	Dolphins	P	0	0	0	0.0	0.0	0	0	0	0	0	0	0	0	0	0	0	2	2	0	0	0	0	0	W	27-14
11/03	Colts	P	0	0	0	0.0	0.0	0	0	0	0	0	0	0	0	0	0	0	0	0	0	0	0	0	0	W	26-24
11/10	Rams	P	0	0	0	0.0	0.0	0	0	0	0	0	0	0	0	0	0	0	1	1	0	0	0	0	0	W	17-12
11/14	at Browns	P	0	0	0	0.0	0.0	0	0	0	0	0	0	0	0	0	0	0	1	1	0	0	0	0	0	L	7-21
11/24	at Bengals	P	0	0	0	0.0	0.0	0	0	0	0	0	0	0	0	0	0	0	1	1	0	1	0	0	0	W	16-10
12/01	Browns	P	0	0	0	0.0	0.0	0	0	0	0	0	0	0	0	0	0	0	0	0	0	0	0	0	0	W	20-13
12/08	at Cardinals	P	0	0	0	0.0	0.0	0	0	0	0	0	0	0	0	0	0	0	1	1	0	0	0	0	0	W	23-17
12/15	Bills	P	0	0	0	0.0	0.0	0	0	0	0	0	0	0	0	0	0	0	2	2	0	0	0	0	0	L	10-17
12/22	at Jets	P	0	0	0	0.0	0.0	0	0	0	0	0	0	0	0	0	0	0	1	1	0	1	0	0	0	L	10-16
12/29	at Ravens	P	0	0	0	0.0	0.0	0	0	0	0	0	0	0	0	0	0	0	0	0	0	0	0	0	0	L	10-28
2019 TOTALS			16-0	2	2	0	0.0	0.0	0	0	0	0	0	0	0	0	0	0	16	14	2	0	0	0	0	8-8	

DATE	OPPONENT	P/S	TACKLES							INTERCEPTIONS				O. FUMB			ST			MISC		W/L	SCORE					
			TK	S	A	SK	YDS	TFL	YDS	QBH	NO	YDS	LG	TD	PD	FF	FR	TD	YDS	TK	S	A	FF	FR	S	A		
09/09	at Browns	P	0	0	0	0.0	0.0	0	0	0	0	0	0	0	0	0	0	0	0	3	3	0	0	0	0	0	T	21-21
09/16	Chiefs	P	0	0	0	0.0	0.0	0	0	0	0	0	0	0	0	0	0	0	0	1	1	0	0	0	0	0	L	37-42
09/24	at Buccaneers	P	0	0	0	0.0	0.0	0	0	0	0	0	0	0	0	0	0	0	0	1	1	0	0	0	0	0	W	30-27
09/30	Ravens	P	0	0	0	0.0	0.0	0	0	0	0	0	0	0	0	0	0	0	0	0	0	0	0	0	0	0	L	14-26
10/07	Falcons	S	4	2	2	0.0	0.0	0	0	0	0	0	0	0	0	0	0	0	0	2	2	0	0	0	0	0	W	41-17
10/14	at Bengals	P	0	0	0	0.0	0.0	0	0	0	0	0	0	0	0	0	0	0	0	0	0	0	0	0	0	0	W	28-21
10/28	Browns	P	0	0	0	0.0	0.0	0	0	0	0	0	0	0	0	0	0	0	0	0	0	0	0	0	0	0	W	33-18
11/04	at Ravens	P	0	0	0	0.0	0.0	0	0	0	0	0	0	0	0	0	0	0	0	0	0	0	0	0	0	0	W	23-16
11/08	Panthers	P	2	1	1	0.0	0.0	0	0	0	0	0	0	0	0	0	0	0	0	0	0	0	0	0	0	0	W	52-21
11/18	at Jaguars	P	0	0	0	0.0	0.0	0	0	0	0	0	0	0	0	0	0	0	0	1	1	0	0	0	0	0	W	20-16
11/25	at Broncos	P	0	0	0	0.0	0.0	0	0	0	0	0	0	0	0	0	0	0	0	0	0	0	0	0	0	0	L	17-24
12/02	Chargers	P	0	0	0	0.0	0.0	0	0	0	0	0	0	0	0	0	0	0	0	1	0	1	0	0	0	0	L	30-23
12/09	at Raiders	P	0	0	0	0.0	0.0	0	0	0	0	0	0	0	0	0	0	0	0	0	0	0	0	0	0	0	L	21-24
12/16	Patriots	P	0	0	0	0.0	0.0	0	0	0	0	0	0	0	0	0	0	0	0	0	0	0	0	0	0	0	W	17-10
12/23	at Saints	P	0	0	0	0.0	0.0	0	0	0	0	0	0	0	0	0	0	0	0	0	0	0	0	0	0	0	L	28-31
12/30	Bengals	P	0	0	0	0.0	0.0	0	0	0	0	0	0	0	0	0	0	0	0	1	1	0	0	0	0	0	W	16-13
2018 TOTALS			16-1	6	3	3	0.0	0.0	0	0	0	0	0	0	0	0	0	0	0	10	9	1	0	0	0	0	0	9-6-1

DATE	OPPONENT	P/S	TACKLES							INTERCEPTIONS				O. FUMB				ST			MISC		W/L	SCORE						
			TK	S	A	SK	YDS	TFL	YDS	QBH	NO	YDS	LG	TD	PD	FF	FR	TD	YDS	TK	S	A	FF	FR	TD	S	A			
09/10	at Browns	P	0	0	0	0	0	0	0	0	0	0	0	0	0	0	0	0	0	0	0	0	0	0	0	0	0	W	21-16	
09/17	Vikings	P	0	0	0	0	0	0	0	0	0	0	0	0	1	0	0	0	0	1	1	0	0	0	0	0	0	W	26-9	
09/24	at Bears	P	0	0	0	0	0	0	0	0	0	0	0	0	0	0	0	0	0	0	0	0	0	0	0	0	0	L	17-23+	
10/01	at Ravens	P	1	1	0	0	0	0	0	0	0	0	0	0	0	0	0	0	0	1	1	0	0	0	0	0	0	W	26-9	
10/08	Jaguars	P	0	0	0	0	0	0	0	0	0	0	0	0	0	0	0	0	0	1	1	0	1	0	0	0	0	L	9-30	
10/15	at Chiefs	P	2	2	0	0	0	0	0	0	0	0	0	0	0	0	0	0	0	2	1	1	0	0	0	0	0	W	19-13	
10/22	Bengals	P	0	0	0	0	0	0	0	0	0	0	0	0	0	0	0	0	0	1	1	1	0	0	0	0	0	W	29-14	
10/29	at Lions	P	0	0	0	0	0	0	0	0	0	0	0	0	0	0	0	0	0	2	1	1	0	0	0	0	0	W	20-15	
11/12	at Colts	P	0	0	0	0	0	0	0	0	0	0	0	0	0	0	0	0	0	0	0	0	0	0	0	0	0	W	20-17	
11/16	Titans	P	0	0	0	0	0	0	0	0	0	0	0	0	0	0	0	0	0	3	3	0	0	0	0	0	0	W	40-17	
11/26	Packers	P	0	0	0	0	0	0	0	0	0	0	0	0	0	0	0	0	0	0	0	0	0	0	0	0	0	W	31-28	
12/04	at Bengals	P	6	4	2	0	0	0	0	0	0	0	0	0	0	0	0	0	0	0	0	0	0	0	0	0	0	W	23-20	
12/10	Ravens																											W	39-38	
12/17	Patriots	P	0	0	0	0	0	0	0	0	0	0	0	0	0	0	0	0	0	1	1	0	0	0	0	0	0	L	24-27	
12/25	at Texans	P	0	0	0	0	0	0	0	0	0	0	0	0	0	0	0	0	0	0	0	0	0	0	0	0	0	W	34-6	
12/31	Browns	P	0	0	0	0	0	0	0	0	0	0	0	0	0	0	0	0	0	2	2	0	0	0	0	0	0	W	28-24	
2017 TOTALS		15-0	9	7	2	0	0	0	0	0	0	0	0	0	1	0	0	0	0	14	11	3	0	0	0	0	0	13-3		

2024 SEASON IN REVIEW 237

2016 GAME-BY-GAME REGULAR-SEASON STATISTICS (STEELERS)

DATE	OPPONENT	P/S	TACKLES							INTERCEPTIONS					O. FUMB			ST			MISC		W/L	SCORE			
			TK	S	A	SK	YDS	TFL	YDS	QBH	NO	YDS	LG	TD	PD	FF	FR	TD	YDS	TK	S	A			FF	FR	S
09/12	at Redskins	P	0	0	0	0.0	0.0	0	0	0	0	0	0	0	0	0	0	0	0	0	0	0	0	0	0	W	38-16
09/18	Bengals	P	0	0	0	0.0	0.0	0	0	0	0	0	0	0	0	0	0	0	1	0	1	0	0	0	0	W	24-16
09/25	at Eagles	P	0	0	0	0.0	0.0	0	0	0	0	0	0	0	0	0	0	0	0	0	0	0	0	0	0	L	3-34
10/02	Chiefs	P	0	0	0	0.0	0.0	0	0	0	0	0	0	0	0	0	0	0	0	0	0	0	0	0	0	W	43-14
10/09	Jets	P	0	0	0	0.0	0.0	0	0	0	0	0	0	0	0	0	0	0	0	0	0	0	0	0	0	W	31-13
10/16	at Dolphins	P	8	6	2	0.0	0.0	0	0	0	0	0	0	0	0	0	0	0	1	1	0	0	0	0	0	L	15-30
10/23	Patriots	P	0	0	0	0.0	0.0	0	0	0	0	0	0	0	0	0	0	0	1	1	0	0	0	0	0	L	16-27
11/06	at Ravens	P	0	0	0	0.0	0.0	0	0	0	0	0	0	0	0	0	0	0	0	0	0	0	0	0	0	L	14-21
11/13	Cowboys	P	0	0	0	0.0	0.0	0	0	0	0	0	0	0	0	0	0	0	2	2	0	0	0	0	0	L	30-35
11/20	at Browns	P	0	0	0	0.0	0.0	0	0	0	0	0	0	0	0	0	0	0	1	0	1	0	0	0	0	W	24-9
11/24	at Colts	P	0	0	0	0.0	0.0	0	0	0	0	0	0	0	0	0	0	0	1	1	0	0	0	0	0	W	28-7
12/04	Giants	P	0	0	0	0.0	0.0	0	0	0	0	0	0	0	0	0	0	0	0	0	0	0	0	0	0	W	24-14
12/11	at Bills	P	0	0	0	0.0	0.0	0	0	0	0	0	0	0	0	0	0	0	1	1	0	0	0	0	0	W	27-20
12/18	at Bengals	P	0	0	0	0.0	0.0	0	0	0	0	0	0	0	0	0	0	0	0	0	0	0	0	0	0	W	24-20
12/25	Ravens	P	0	0	0	0.0	0.0	0	0	0	0	0	0	0	0	0	0	0	2	2	0	0	0	0	0	W	31-27
01/01	Browns	P	0	0	0	0.0	0.0	0	0	0	0	0	0	0	0	0	0	0	2	2	0	0	0	0	0	W	27-24

+ - Overtime

2024 GAME-BY-GAME POSTSEASON STATISTICS (STEELERS)

DATE	OPPONENT	P/S	TACKLES							INTERCEPTIONS				O. FUMB			ST				MISC		W/L	SCORE			
			TK	S	A	SK	YDS	TFL	YDS	QBH	NO	YDS	LG	TD	PD	FF	FR	TD	YDS	TK	S	A			FF	FR	S
01/11	at Ravens	P	0	0	0	0.0	0.0	0	0	0	0	0	0	0	0	0	0	0	0	0	0	0	0	0	0	L	14-28
2024 TOTALS			1-0	0	0	0	0.0	0.0	0	0	0	0	0	0	0	0	0	0	0	0	0	0	0	0	0	0-1	

2023 GAME-BY-GAME POSTSEASON STATISTICS (BILLS)

DATE	OPPONENT	P/S	TACKLES							INTERCEPTIONS				O. FUMB			ST			MISC		W/L	SCORE				
			TK	S	A	SK	YDS	TFL	YDS	QBH	NO	YDS	LG	TD	PD	FF	FR	TD	YDS	TK	S			A	FF	FR	S
01/15	Steelers	P	0	0	0	0.0	0.0	0	0	0	0	0	0	0	0	0	0	0	1	1	0	0	0	0	0	W	31-17
01/21	Chiefs	P	0	0	0	0.0	0.0	0	0	0	0	0	0	0	0	0	0	0	0	0	0	0	0	0	0	L	24-27
2023 TOTALS		2-0	0	0	0	0.0	0.0	0	0	0	0	0	0	0	0	0	0	0	1	1	0	0	0	0	0	1-1	

2022 GAME-BY-GAME POSTSEASON STATISTICS (BILLS)

DATE	OPPONENT	P/S	TACKLES							INTERCEPTIONS				O. FUMB			ST				MISC		W/L	SCORE			
			TK	S	A	SK	YDS	TFL	YDS	QBH	NO	YDS	LG	TD	PD	FF	FR	TD	YDS	TK	S	A			FF	FR	S
01/15	Dolphins	P	0	0	0	0.0	0.0	0	0	0	0	0	0	0	0	0	0	0	0	0	0	0	0	0	0	W	34-31
01/22	Bengals	P	0	0	0	0.0	0.0	0	0	0	0	0	0	0	0	0	0	0	2	2	0	0	0	0	0	L	10-27
2022 TOTALS		2-0	0	0	0	0.0	0.0	0	0	0	0	0	0	0	0	0	0	0	2	2	0	0	0	0	0	1-1	

2021 GAME-BY-GAME POSTSEASON STATISTICS (BILLS)

DATE	OPPONENT	P/S	TACKLES							INTERCEPTIONS				O. FUMB			ST			MISC		W/L	SCORE				
			TK	S	A	SK	YDS	TFL	YDS	QBH	NO	YDS	LG	TD	PD	FF	FR	TD	YDS	TK	S			A	FF	FR	S
01/15	Patriots	P	2	1	1	0.0	0.0	0	0	0	0	0	0	0	0	0	0	0	1	1	0	0	0	0	0	W	47-17
01/23	at Chiefs	P	0	0	0	0.0	0.0	0	0	0	0	0	0	0	0	0	0	0	0	0	0	0	0	0	0	L	36-42+
2021 TOTALS		2-0	2	1	1	0.0	0.0	0	0	0	0	0	0	0	0	0	0	0	1	1	0	0	0	0	0	1-1	

+ - Overtime

2020 GAME-BY-GAME POSTSEASON STATISTICS (BILLS)

DATE	OPPONENT	P/S	TACKLES							INTERCEPTIONS				O. FUMB			ST			MISC		W/L	SCORE				
			TK	S	A	SK	YDS	TFL	YDS	QBH	NO	YDS	LG	TD	PD	FF	FR	TD	YDS	TK	S			A	FF	FR	S
01/09	Colts	P	0	0	0	0.0	0.0	0	0	0	0	0	0	0	0	0	0	0	0	0	0	0	0	0	0	W	27-24
01/16	Ravens	P	0	0	0	0.0	0.0	0	0	0	0	0	0	0	0	0	0	0	0	0	0	0	0	0	0	W	17-3
01/24	at Chiefs	P	0	0	0	0.0	0.0	0	0	0	0	0	0	0	0	0	0	0	0	0	0	0	0	0	0	L	24-38
2020 TOTALS		3-0	0	0	0	0.0	0.0	0	0	0	0	0	0	0	0	0	0	0	0	0	0	0	0	0	0	2-1	

2017 GAME-BY-GAME POSTSEASON STATISTICS (STEELERS)

DATE	OPPONENT	P/S	TACKLES							INTERCEPTIONS				O. FUMB			ST				MISC		W/L	SCORE			
			TK	S	A	SK	YDS	TFL	YDS	QBH	NO	YDS	LG	TD	PD	FF	FR	TD	YDS	TK	S	A			FF	FR	S
01/14	Jaguars	P	0	0	0	0.0	0.0	0	0	0	0	0	0	0	0	0	0	0	0	0	0	0	0	0	0	L	42-45
2017 TOTALS		1-0	0	0	0	0.0	0.0	0	0	0	0	0	0	0	0	0	0	0	0	0	0	0	0	0	0	0-1	

2016 GAME-BY-GAME POSTSEASON STATISTICS (STEELERS)

DATE	OPPONENT	P/S	TACKLES							INTERCEPTIONS				O. FUMB			ST				MISC		W/L	SCORE			
			TK	S	A	SK	YDS	TFL	YDS	QBH	NO	YDS	LG	TD	PD	FF	FR	TD	YDS	TK	S	A			FF	FR	S
01/08	Dolphins	P	0	0	0	0.0	0.0	0	0	0	0	0	0	0	0	0	0	0	0	0	0	0	0	0	0	W	30-12
01/15	at Chiefs	P	0	0	0	0.0	0.0	0	0	0	0	0	0	0	0	0	0	0	0	1	1	0	0	0	0	W	18-16
01/22	at Patriots	P	0	0	0	0.0	0.0	0	0	0	0	0	0	0	0	0	0	0	0	0	0	0	0	0	0	L	17-36
2016 TOTALS		3-0	0	0	0	0.0	0.0	0	0	0	0	0	0	0	0	0	0	0	0	1	1	0	0	0	0	2-1	



RYAN^c
MCCOLLUM

HEIGHT: 6-5
WEIGHT: 300
COLLEGE: Texas A&M
BORN: March 4, 1998

HOW ACQUIRED: W '22 (DET)
NFL EXPERIENCE: 3rd year
BIRTHPLACE: Spring, TX



RYAN MCCOLLUM'S NFL REGULAR SEASON STATISTICS

DATE	TEAM	GP	GS	
2021	Texans	0	0	Went from Houston to Detroit.
2021	Lions	13	1	
2021	TOTAL	13	1	
2022	Lions	0	0	Went from Detroit to Pittsburgh.
2022	Steelers	0	0	
2022	TOTAL	0	0	
2023	Steelers	0	0	
2024	Steelers	17	2	
NFL TOTALS		30	3	

RYAN MCCOLLUM'S NFL POSTSEASON STATISTICS

DATE	TEAM	GP	GS	
2023	Steelers	0	0	
2024	Steelers	1	0	
NFL TOTALS		1	0	

2024 GAME-BY-GAME REGULAR-SEASON STATISTICS (STEELERS)

DATE	OPPONENT	P/S		W/L	SCORE
09/08	at Falcons	P		W	18-10
09/15	at Broncos	P		W	13-6
09/22	Chargers	P		W	20-10
09/29	at Colts	P		L	24-27
10/06	Cowboys	P		L	17-20
10/13	at Raiders	P		W	32-13
10/20	Jets	S		W	37-15
10/28	Giants	S		W	26-18
11/10	at Commanders	P		W	28-27
11/17	Ravens	P		W	18-16
11/21	at Browns	P		L	19-24
12/01	at Bengals	P		W	44-38
12/08	Browns	P		W	27-14
12/15	at Eagles	P		L	13-27
12/21	at Ravens	P		L	17-34
12/25	Chiefs	P		L	10-29
01/04	Bengals	P		L	17-19
2024 TOTALS		17-2		10-7	

2024 GAME-BY-GAME POSTSEASON STATISTICS (STEELERS)

DATE	OPPONENT	P/S		W/L	SCORE
01/11	at Ravens	P		L	14-28
2024 TOTALS		1-0		0-1	



MASON[®]
MCCORMICK

HEIGHT: 6-5
WEIGHT: 315
COLLEGE: South Dakota State
BORN: May 25, 2000



MASON MCCORMICK'S NFL REGULAR SEASON STATISTICS

DATE	TEAM	GP	GS
2024	Steelers	17	14
NFL TOTALS		17	14

MASON MCCORMICK'S NFL POSTSEASON STATISTICS

DATE	TEAM	GP	GS
2024	Steelers	0	0
NFL TOTALS		0	0

2024 GAME-BY-GAME REGULAR-SEASON STATISTICS (STEELERS)

DATE	OPPONENT	P/S	W/L	SCORE
09/08	at Falcons	P	W	18-10
09/15	at Broncos	P	W	13-6
09/22	Chargers	P	W	20-10
09/29	at Colts	S	L	24-27
10/06	Cowboys	S	L	17-20
10/13	at Raiders	S	W	32-13
10/20	Jets	S	W	37-15
10/28	Giants	S	W	26-18
11/10	at Commanders	S	W	28-27
11/17	Ravens	S	W	18-16
11/21	at Browns	S	L	19-24
12/01	at Bengals	S	W	44-38
12/08	Browns	S	W	27-14
12/15	at Eagles	S	L	13-27
12/21	at Ravens	S	L	17-34
12/25	Chiefs	S	L	10-29
01/04	Bengals	S	L	17-19
2024 TOTALS		17-14	10-7	

2024 GAME-BY-GAME POSTSEASON STATISTICS (STEELERS)

DATE	OPPONENT	P/S	W/L	SCORE
01/11	at Ravens	INACTIVE	L	14-28
2024 TOTALS		0-0	0-1	



JEREMIAH ^{LB}
MOON

HEIGHT: 6-5
WEIGHT: 245
COLLEGE: Florida
BORN: August 18, 1998

HOW ACQUIRED: W'24 (BLT)
NFL EXPERIENCE: 3rd year
BIRTHPLACE: Hoover, AL



JEREMIAH MOON'S NFL REGULAR SEASON DEFENSIVE STATISTICS

2022-2024 NFL Season Statistics																											
DATE	TEAM	GP	GS	TACKLES								INTERCEPTIONS						O. FUMB				ST				MISC	
				TK	S	A	TFL	YDS	SK	YDS	QBH	NO	YDS	LG	TD	PD	FF	FR	TD	YDS	TK	S	A	FF	FR	S	A
2022	Ravens	0	0	0	0	0	0	0	0.0	0.0	0	0	0	0	0	0	0	0	0	0	0	0	0	0	0		
2023	Ravens	8	1	10	4	6	1	0	0.0	0.0	0	0	0	0	0	1	0	0	2	2	0	1	0	0	0		
2024	Steelers	13	1	2	1	1	0	0	0.0	0.0	0	0	0	0	0	0	0	0	7	4	3	0	0	0	0		
NFL TOTALS		21	2	12	5	7	1	0	0.0	0.0	0	0	0	0	0	1	0	0	9	6	3	1	0	0	0		

JEREMIAH MOON'S NFL POSTSEASON DEFENSIVE STATISTICS

DATE	TEAM	GP	GS	TACKLES								INTERCEPTIONS								O. FUMB				ST				MISC			
				TK	S	A	TFL	YDS	SK	YDS	QBH	NO	YDS	LG	TD	PD	FF	FR	TD	YDS	TK	S	A	FF	FR	S	A				
2022	Ravens	0	0	0	0	0	0	0	0	0	0	0	0	0	0	0	0	0	0	0	0	0	0	0	0	0					
2023	Ravens	1	0	0	0	0	0	0	0	0	0	0	0	0	0	0	0	0	0	0	0	0	0	0	0	0					
2024	Steelers	1	0	0	0	0	0	0	0	0	0	0	0	0	0	0	0	0	0	0	0	0	0	0	0	0					
NFL TOTALS		2	0	0	0	0	0	0	0	0	0	0	0	0	0	0	0	0	0	0	0	0	0	0	0	0					

SINGLE-GAME HIGHS: DEFENSIVE

- Total Tackles5 vs. Indianapolis Colts, Sep 24, 2023
4 vs. Pittsburgh Steelers, Jan 06, 2024
- Solo Tackles2 vs. Pittsburgh Steelers, Jan 06, 2024
2 vs. Indianapolis Colts, Sep 24, 2023
- Forced Fumbles1 vs. Pittsburgh Steelers, Jan 06, 2024
- Tackles For Loss1 vs. Pittsburgh Steelers, Jan 06, 2024
Special Teams Tackles2 at Philadelphia Eagles, Dec 15, 2024
1 at Cleveland Browns, Nov 21, 2024
...5 more at 1.

2024 GAME-BY-GAME REGULAR-SEASON STATISTICS (STEELERS)

DATE	OPPONENT	P/S	TACKLES							INTERCEPTIONS							O. FUMB			ST			MISC		W/L	SCORE	
			TK	S	A	SK	YDS	TFL	YDS	QBH	NO	YDS	LG	TD	PD	FF	FR	TD	YDS	TK	S	A	FF	FR			S
09/08	at Falcons									INJURED RESERVE - DESIGNATED FOR RETURN																W	18-10
09/15	at Broncos									INJURED RESERVE - DESIGNATED FOR RETURN																W	13-6
09/22	Chargers									INJURED RESERVE - DESIGNATED FOR RETURN																W	20-10
09/29	at Colts									INJURED RESERVE - DESIGNATED FOR RETURN																L	24-27
10/06	Cowboys	P	1	1	0	0.0	0.0	0	0	0	0	0	0	0	0	0	0	0	0	0	0	0	0	0	0	L	17-20
10/13	at Raiders	S	1	0	1	0.0	0.0	0	0	0	0	0	0	0	0	0	0	0	1	1	0	0	0	0	0	W	32-13
10/20	Jets	P	0	0	0	0.0	0.0	0	0	0	0	0	0	0	0	0	0	0	1	1	0	0	0	0	0	W	37-15
10/28	Giants	P	0	0	0	0.0	0.0	0	0	0	0	0	0	0	0	0	0	0	1	0	1	0	0	0	0	W	26-18
11/10	at Commanders	P	0	0	0	0.0	0.0	0	0	0	0	0	0	0	0	0	0	0	0	0	0	0	0	0	0	W	28-27
11/17	Ravens	P	0	0	0	0.0	0.0	0	0	0	0	0	0	0	0	0	0	0	0	0	0	0	0	0	0	W	18-16
11/21	at Browns	P	0	0	0	0.0	0.0	0	0	0	0	0	0	0	0	0	0	0	1	1	0	0	0	0	0	L	19-24
12/01	at Bengals	P	0	0	0	0.0	0.0	0	0	0	0	0	0	0	0	0	0	0	0	0	0	0	0	0	0	W	44-38
12/08	Browns	P	0	0	0	0.0	0.0	0	0	0	0	0	0	0	0	0	0	0	0	0	0	0	0	0	0	W	27-14
12/15	at Eagles	P	0	0	0	0.0	0.0	0	0	0	0	0	0	0	0	0	0	0	2	0	2	0	0	0	0	L	13-27
12/21	at Ravens	P	0	0	0	0.0	0.0	0	0	0	0	0	0	0	0	0	0	0	0	0	0	0	0	0	0	L	17-34
12/25	Chiefs	P	0	0	0	0.0	0.0	0	0	0	0	0	0	0	0	0	0	0	1	1	0	0	0	0	0	L	10-29
01/04	Bengals	P	0	0	0	0.0	0.0	0	0	0	0	0	0	0	0	0	0	0	0	0	0	0	0	0	0	L	17-19
2024 TOTALS		13-1	2	1	1	0.0	0.0	0	0	0	0	0	0	0	0	0	0	0	7	4	3	0	0	0	0	10-7	

2023 GAME-BY-GAME REGULAR-SEASON STATISTICS (RAVENS)

DATE	OPPONENT	P/S	TACKLES							INTERCEPTIONS				O. FUMB			ST			MISC		W/L	SCORE							
			TK	S	A	SK	YDS	TFL	YDS	QBH	NO	YDS	LG	TD	PD	FF	FR	TD	YDS	TK	S			A	FF	FR	S	A		
09/10	Texans										PRACTICE SQUAD																		W	25-9
09/17	at Bengals										PRACTICE SQUAD																		W	27-24
09/24	Colts	P	5	2	3	0.0	0.0	0	0	0	0	0	0	0	0	0	0	0	0	0	0	0	0	0	0	0	L	19-22+		
10/01	at Browns	S	0	0	0	0.0	0.0	0	0	0	0	0	0	0	0	0	0	0	0	0	0	0	0	0	0	0	W	28-3		
10/08	at Steelers	P	0	0	0	0.0	0.0	0	0	0	0	0	0	0	0	0	0	0	0	1	1	0	1	0	0	0	L	10-17		
10/15	at Titans	P	0	0	0	0.0	0.0	0	0	0	0	0	0	0	0	0	0	0	0	0	0	0	0	0	0	0	W	24-16		
10/22	Lions										ON INACTIVE LIST																		W	38-6
10/29	at Cardinals										PRACTICE SQUAD																		W	31-24
11/05	Seahawks										PRACTICE SQUAD																		W	37-3
11/12	Browns										PRACTICE SQUAD																		L	31-33
11/16	Bengals										PRACTICE SQUAD																		W	34-20
11/26	at Chargers										PRACTICE SQUAD																		W	20-10
12/10	Rams										PRACTICE SQUAD																		W	37-31+
12/17	at Jaguars	P	0	0	0	0.0	0.0	0	0	0	0	0	0	0	0	0	0	0	0	0	0	0	0	0	0	0	W	23-7		
12/25	at 49ers	P	0	0	0	0.0	0.0	0	0	0	0	0	0	0	0	0	0	0	0	1	1	0	0	0	0	0	W	33-19		
12/31	Dolphins	P	1	0	1	0.0	0.0	0	0	0	0	0	0	0	0	0	0	0	0	0	0	0	0	0	0	0	W	56-19		
01/06	Steelers	P	4	2	2	0.0	0.0	1	0	0	0	0	0	0	0	0	1	0	0	0	0	0	0	0	0	0	L	10-17		
2023 TOTALS			8-1	10	4	6	0.0	0.0	1	0	0	0	0	0	0	0	1	0	0	0	2	2	0	1	0	0	0	13-4		
+ - Overtime																														

2022 GAME-BY-GAME REGULAR-SEASON STATISTICS (RAVENS)

DATE	OPPONENT	P/S	TACKLES							INTERCEPTIONS				O. FUMB				ST				MISC		W/L	SCORE					
			TK	S	A	SK	YDS	TFL	YDS	QBH	NO	YDS	LG	TD	PD	FF	FR	TD	YDS	TK	S	A	FF			FR	S	A		
09/11	at Jets										PRACTICE SQUAD																		W	24-9
09/18	Dolphins										PRACTICE SQUAD																		L	38-42
09/25	at Patriots										PRACTICE SQUAD																		W	37-26
10/02	Bills										PRACTICE SQUAD																		L	20-23
10/09	Bengals										PRACTICE SQUAD																		W	19-17
10/16	at Giants										PRACTICE SQUAD																		L	20-24
10/23	Browns										PRACTICE SQUAD																		W	23-20
10/27	at Buccaneers										PRACTICE SQUAD																		W	27-22
11/07	at Saints										PRACTICE SQUAD																		W	27-13
11/20	Panthers										PRACTICE SQUAD																		W	13-3
11/27	at Jaguars										PRACTICE SQUAD																		L	27-28
12/04	Broncos										PRACTICE SQUAD																		W	10-9
12/11	at Steelers										PRACTICE SQUAD																		W	16-14
12/17	at Browns										PRACTICE SQUAD																		L	3-13
12/24	Falcons										PRACTICE SQUAD																		W	17-9
01/01	Steelers										PRACTICE SQUAD																		L	13-16
01/08	at Bengals										PRACTICE SQUAD																		L	16-27
2022 TOTALS			0	0	0	0.0	0.0	0	0	0	0	0	0	0	0	0	0	0	0	0	0	0	0	0	0	0	10-7			

2024 GAME-BY-GAME POSTSEASON STATISTICS (STEELERS)

DATE	OPPONENT	P/S	TACKLES							INTERCEPTIONS				O. FUMB			ST			MISC		W/L	SCORE				
			TK	S	A	SK	YDS	TFL	YDS	QBH	NO	YDS	LG	TD	PD	FF	FR	TD	YDS	TK	S			A	FF	FR	S
01/11	at Ravens	P	0	0	0	0.0	0.0	0	0	0	0	0	0	0	0	0	0	0	0	0	0	0	0	0	0	L	14-28
2024 TOTALS			1-0	0	0	0.0	0.0	0	0	0	0	0	0	0	0	0	0	0	0	0	0	0	0	0	0	0-1	

2023 GAME-BY-GAME POSTSEASON STATISTICS (RAVENS)

DATE	OPPONENT	P/S	TACKLES							INTERCEPTIONS					O. FUMB			ST			MISC		W/L	SCORE			
			TK	S	A	SK	YDS	TFL	YDS	QBH	NO	YDS	LG	TD	PD	FF	FR	TD	YDS	TK	S	A			FF	FR	S
01/20	Texans	P	0	0	0	0.0	0.0	0	0	0	0	0	0	0	0	0	0	0	0	0	0	0	0	0	0	W	34-10
2023 TOTALS			1-0	0	0	0.0	0.0	0	0	0	0	0	0	0	0	0	0	0	0	0	0	0	0	0	0	1-0	

2022 GAME-BY-GAME POSTSEASON STATISTICS (RAVENS)

DATE	OPPONENT	P/S	TACKLES							INTERCEPTIONS					O. FUMB			ST				MISC		W/L	SCORE				
			TK	S	A	SK	YDS	TFL	YDS	QBH	NO	YDS	LG	TD	PD	FF	FR	TD	YDS	TK	S	A	FF			FR	S	A	
01/15	at Bengals		PRACTICE SQUAD																										
2022 TOTALS			0	0	0	0.0	0.0	0	0	0	0	0	0	0	0	0	0	0	0	0	0	0	0	0	0	0	0-1	17-24	



DAN^{OT}
MOORE JR.

HEIGHT: 6-5
WEIGHT: 315
COLLEGE: Texas A&M
BORN: September 28, 1998



HOW ACQUIRED: D4a '21
NFL EXPERIENCE: 4th year
BIRTHPLACE: Beaumont, TX

DAN MOORE JR.'S NFL REGULAR SEASON STATISTICS

DATE	TEAM	GP	GS
2021	Steelers	16	16
2022	Steelers	17	17
2023	Steelers	16	16
2024	Steelers	17	17
NFL TOTALS		66	66

DAN MOORE JR.'S NFL POSTSEASON STATISTICS

DATE	TEAM	GP	GS
2021	Steelers	1	1
2023	Steelers	1	1
2024	Steelers	1	1
NFL TOTALS		3	3

2024 GAME-BY-GAME REGULAR-SEASON STATISTICS (STEELERS)

DATE	OPPONENT	P/S	W/L	SCORE
09/08	at Falcons	S	W	18-10
09/15	at Broncos	S	W	13-6
09/22	Chargers	S	W	20-10
09/29	at Colts	S	L	24-27
10/06	Cowboys	S	L	17-20
10/13	at Raiders	S	W	32-13
10/20	Jets	S	W	37-15
10/28	Giants	S	W	26-18
11/10	at Commanders	S	W	28-27
11/17	Ravens	S	W	18-16
11/21	at Browns	S	L	19-24
12/01	at Bengals	S	W	44-38
12/08	Browns	S	W	27-14
12/15	at Eagles	S	L	13-27
12/21	at Ravens	S	L	17-34
12/25	Chiefs	S	L	10-29
01/04	Bengals	S	L	17-19
2024 TOTALS		17-17	10-7	

2024 GAME-BY-GAME POSTSEASON STATISTICS (STEELERS)

DATE	OPPONENT	P/S	W/L	SCORE
01/11	at Ravens	S	L	14-28
2024 TOTALS		1-1	0-1	



LARRY^{DT}
OGUNJOBI

HEIGHT: 6-3
WEIGHT: 305
COLLEGE: Charlotte
BORN: June 3, 1994

HOW ACQUIRED: FA '22
NFL EXPERIENCE: 8th year
BIRTHPLACE: Greensboro, NC



LARRY OGUNJOBI'S NFL REGULAR SEASON DEFENSIVE STATISTICS

		TACKLES										INTERCEPTIONS				O. FUMB				ST				MISC			
DATE	TEAM	GP	GS	TK	S	A	TFL	YDS	SIK	YDS	QBH	NO	YDS	LG	TD	PD	FF	FR	TD	YDS	TK	S	A	FF	FR	S	A
2017	Browns	14	1	32	17	15	4	21	1.0	7.0	3	0	0	0	0	0	0	0	0	0	0	0	0	0	0	0	0
2018	Browns	16	16	52	33	19	10	53	5.5	51.5	15	0	0	0	0	1	0	0	0	0	0	0	0	0	0	0	0
2019	Browns	15	15	50	35	15	10	55	5.5	40.0	13	0	0	0	0	1	0	0	0	0	0	0	0	0	0	0	0
2020	Browns	15	13	45	23	25	5	15	2.5	18.0	6	0	0	0	0	0	0	0	0	0	0	0	0	0	0	0	0
2021	Bengals	16	16	49	29	20	12	55	7.0	51.5	16	0	0	0	0	0	0	0	0	0	0	0	0	0	0	0	0
2022	Steelers	16	16	48	25	23	7	14	1.5	10.0	11	0	0	0	0	0	0	0	0	0	0	0	0	0	0	0	0
2023	Steelers	17	17	43	21	22	3	16	3.0	16.0	8	0	0	0	0	2	1	2	0	0	0	0	0	0	0	0	0
2024	Steelers	15	12	41	16	25	5	15	1.5	11.0	7	0	0	0	0	0	0	0	0	0	0	0	0	0	0	0	0
NFL TOTALS		124	108	361	199	162	56	244	27.5	205.0	79	0	0	0	0	3	3	2	0	0	0	0	0	0	0	0	0

LARRY OGUNJOBI'S NFL POSTSEASON DEFENSIVE STATISTICS

DATE	TEAM	GP	GS	TACKLES								INTERCEPTIONS				O. FUMB				ST				MISC.	
				TK	S	A	TFL	YDS	SK	YDS	QBH	NO	YDS	LG	TD	PD	FF	FR	TD	YDS	TK	S	A	FF	FR
2020	Browns	2	2	4	1	3	0	0	0.0	0.0	0	0	0	0	0	0	0	0	0	0	0	0	0	0	0
2021	Bengals	1	1	0	0	0	0	0	0.0	0.0	0	0	0	0	0	1	0	11	0	0	0	0	0	0	0
2023	Steelers	1	1	5	2	3	1	2	0.0	0.0	0	0	0	0	0	0	0	0	0	0	0	0	0	0	0
2024	Steelers	1	1	2	1	1	0	0	0.0	0.0	0	0	0	0	0	0	0	0	0	0	0	0	0	0	0
NFL TOTALS		5	5	11	4	7	1	2	0.0	0.0	0	0	0	0	0	1	0	11	0	0	0	0	0	0	0

SINGLE-GAME HIGHS: DEFENSIVE

Total Tackles	9 vs. Cincinnati Bengals, Dec 08, 2019 8 vs. New York Jets, Sep 20, 2018	Forced Fumbles	1 at Baltimore Ravens, Sep 13, 2020 1 at Baltimore Ravens, Dec 30, 2018
Solo Tackles	5 at Baltimore Ravens, Oct 24, 2021 5 at Cincinnati Bengals, Dec 29, 2019	Fumble Recoveries	1 vs. Cleveland Browns, Sep 18, 2023
Sacks	2.0 at New Orleans Saints, Sep 16, 2018 1.5 at Denver Broncos, Dec 19, 2021 ...1 more at 1.5.	Tackles For Loss	2 at Carolina Panthers, Dec 18, 2022 2 vs. San Francisco 49ers, Dec 12, 2021 ...8 more at 2.
Passes Defensed	1 vs. Arizona Cardinals, Dec 03, 2023 1 at Cincinnati Bengals, Nov 26, 2023 ...1 more at 1.		

SINGLE-GAME HIGHS - POSTSEASON: DEFENSIVE

Total Tackles	5 at Buffalo Bills, Jan 15, 2024 3 at Pittsburgh Steelers, Jan 10, 2021 1 at Kansas City Chiefs, Jan 17, 2021	Tackles For Loss	1 at Buffalo Bills, Jan 15, 2024
Solo Tackles	2 at Buffalo Bills, Jan 15, 2024 1 at Kansas City Chiefs, Jan 17, 2021	Longest Opp Fumble Return	11 vs. Las Vegas Raiders, Jan 15, 2022
Fumble Recoveries	1 vs. Las Vegas Raiders, Jan 15, 2022		

2024 GAME-BY-GAME REGULAR-SEASON STATISTICS (STEELERS)

DATE	OPPONENT	P/S	TACKLES							INTERCEPTIONS				O. FUMB				ST				MISC		W/L	SCORE	
			TK	S	A	SK	YDS	TFL	YDS	QBH	NO	YDS	LG	TD	PD	FF	FR	TD	YDS	TK	S	A	FF			FR
09/08	at Falcons	S	3	1	2	0.0	0.0	0	0	2	0	0	0	0	0	0	0	0	0	0	0	0	0	0	W	18-10
09/15	at Broncos	S	2	1	1	0.0	0.0	0	0	0	0	0	0	0	0	0	0	0	0	0	0	0	0	W	13-6	
09/22	Chargers	S	3	1	2	0.0	0.0	0	0	0	0	0	0	0	0	0	0	0	0	0	0	0	0	W	20-10	
09/29	at Colts	S	6	3	3	0.5	4.0	1	2	1	0	0	0	0	0	0	0	0	0	0	0	0	0	L	24-27	
10/06	Cowboys	S	1	1	0	0.0	0.0	1	1	0	0	0	0	0	0	0	0	0	0	0	0	0	0	L	17-20	
10/13	at Raiders	S	2	0	2	0.0	0.0	0	0	0	0	0	0	0	0	0	0	0	0	0	0	0	0	W	32-13	
10/20	Jets	S	2	2	0	1.0	7.0	1	7	3	0	0	0	0	0	0	0	0	0	0	0	0	0	W	37-15	
10/28	Giants	S	3	1	2	0.0	0.0	1	2	0	0	0	0	0	0	0	0	0	0	0	0	0	0	W	26-18	
11/10	at Commanders	P	3	2	1	0.0	0.0	1	3	0	0	0	0	0	0	0	0	0	0	0	0	0	0	W	28-27	
11/17	Ravens	P	5	0	5	0.0	0.0	0	0	0	0	0	0	0	0	0	0	0	0	0	0	0	0	W	18-16	
11/21	at Browns	S	3	0	3	0.0	0.0	0	0	1	0	0	0	0	0	0	0	0	0	0	0	0	0	L	19-24	
12/01	at Bengals	S	2	2	0	0.0	0.0	0	0	0	0	0	0	0	0	0	0	0	0	0	0	0	0	W	44-38	
12/08	Browns	S	2	0	2	0.0	0.0	0	0	0	0	0	0	0	0	0	0	0	0	0	0	0	0	W	27-14	
12/15	at Eagles										INACTIVE													L	13-27	
12/21	at Ravens										INACTIVE													L	17-34	
12/25	Chiefs	P	3	2	1	0.0	0.0	0	0	0	0	0	0	0	0	0	0	0	0	0	0	0	0	L	10-29	
01/04	Bengals	S	1	0	1	0.0	0.0	0	0	0	0	0	0	0	0	0	0	0	0	0	0	0	0	L	17-19	
2024 TOTALS		15-12	41	16	25	1.5	11.0	5	15	7	0	0	0	0	0	0	0	0	0	0	0	0	0	10-7		

2023 GAME-BY-GAME REGULAR-SEASON STATISTICS (STEELERS)

DATE	OPPONENT	P/S	TACKLES							INTERCEPTIONS					O. FUMB			ST			MISC		W/L	SCORE		
			TK	S	A	SK	YDS	TFL	YDS	QBH	NO	YDS	LG	TD	PD	FF	FR	TD	YDS	TK	S	A			FF	FR
09/10	49ers	S	2	2	0	0.0	0.0	0	0	0	0	0	0	0	0	0	0	0	0	0	0	0	0	0	L	7-30
09/18	Browns	S	4	3	1	1.0	7.0	1	7	2	0	0	0	0	0	1	0	0	0	0	0	0	0	0	W	26-22
09/24	at Raiders	S	1	0	1	0.0	0.0	0	0	0	0	0	0	0	0	0	0	0	0	0	0	0	0	0	W	23-18
10/01	at Texans	S	4	2	2	0.0	0.0	0	0	0	0	0	0	0	0	0	0	0	0	0	0	0	0	0	L	6-30
10/08	Ravens	S	1	1	0	0.0	0.0	0	0	0	0	0	0	0	1	0	0	0	0	0	0	0	0	0	W	17-10
10/22	at Rams	S	4	2	2	1.0	6.0	1	6	1	0	0	0	0	0	0	0	0	0	0	0	0	0	0	W	24-17
10/29	Jaguars	S	5	3	2	0.0	0.0	0	0	0	0	0	0	0	0	0	0	0	0	0	0	0	0	0	L	10-20
11/02	Titans	S	5	3	2	0.0	0.0	0	0	1	0	0	0	0	0	0	0	0	0	0	0	0	0	0	W	20-16
11/12	Packers	S	1	0	1	0.0	0.0	0	0	0	0	0	0	0	0	0	0	0	0	0	0	0	0	0	W	23-19
11/19	at Browns	S	1	0	1	0.0	0.0	0	0	1	0	0	0	0	0	0	0	0	0	0	0	0	0	0	L	10-13
11/26	at Bengals	S	0	0	0	0.0	0.0	0	0	1	0	0	0	0	1	0	0	0	0	0	0	0	0	0	W	16-10
12/03	Cardinals	S	3	0	3	0.0	0.0	0	0	0	0	0	0	0	1	0	0	0	0	0	0	0	0	0	L	10-24
12/07	Patriots	S	2	0	2	0.0	0.0	0	0	0	0	0	0	0	0	0	0	0	0	0	0	0	0	0	L	18-21
12/16	at Colts	S	4	2	2	1.0	3.0	1	3	1	0	0	0	0	0	0	0	0	0	0	0	0	0	0	L	13-30
12/23	Bengals	S	2	1	1	0.0	0.0	0	0	0	0	0	0	0	0	0	0	0	0	0	0	0	0	0	W	34-11
12/31	at Seahawks	S	3	1	2	0.0	0.0	0	0	1	0	0	0	0	0	0	0	0	0	0	0	0	0	0	W	30-23
01/06	at Ravens	S	1	1	0	0.0	0.0	0	0	0	0	0	0	0	0	1	0	0	0	0	0	0	0	0	W	17-10
2023 TOTALS		17-17	43	21	22	3.0	16.0	3	16	8	0	0	0	0	2	1	2	0	0	0	0	0	0	0	0	10-7

2022 GAME-BY-GAME REGULAR-SEASON STATISTICS (STEELERS)

DATE	OPPONENT	P/S	TACKLES								INTERCEPTIONS				O. FUMB				ST				MISC		W/L	SCORE		
			TK	S	A	SK	YDS	TFL	YDS	QBH	NO	YDS	LG	TD	PD	FF	FR	TD	YDS	TK	S	A	FF	FR			S	A
09/11	at Bengals	S	4	3	1	0.0	0.0	1	0	1	0	0	0	0	0	0	0	0	0	0	0	0	0	0	0	W	23-20+	
09/18	Patriots	S	3	0	3	0.0	0.0	0	0	0	0	0	0	0	0	0	0	0	0	0	0	0	0	0	L	14-17		
09/22	at Browns	S	2	0	2	0.5	4.0	0	0	2	0	0	0	0	0	0	0	0	0	0	0	0	0	0	0	L	17-29	
10/02	Jets	S	3	1	2	0.0	0.0	0	0	2	0	0	0	0	0	0	0	0	0	0	0	0	0	0	0	L	20-24	
10/09	at Bills	S	0	0	0	0.0	0.0	0	0	0	0	0	0	0	0	0	0	0	0	0	0	0	0	0	0	L	3-38	
10/16	Buccaneers	S	4	3	1	0.0	0.0	1	0	2	0	0	0	0	0	0	0	0	0	0	0	0	0	0	0	W	20-18	
10/23	at Dolphins	S	3	2	1	0.0	0.0	0	0	0	0	0	0	0	0	0	0	0	0	0	0	0	0	0	0	L	10-16	
10/30	at Eagles		ON INACTIVE LIST																								L	13-35
11/13	Saints	S	3	1	2	0.0	0.0	0	0	0	0	0	0	0	0	0	0	0	0	0	0	0	0	0	0	W	20-10	
11/20	Bengals	S	1	0	1	0.0	0.0	0	0	1	0	0	0	0	0	0	0	0	0	0	0	0	0	0	0	L	30-37	
11/28	at Colts	S	5	3	2	0.0	0.0	0	0	0	0	0	0	0	0	0	0	0	0	0	0	0	0	0	0	W	24-17	
12/04	at Falcons	S	4	4	0	0.0	0.0	1	3	0	0	0	0	0	0	0	0	0	0	0	0	0	0	0	0	W	19-16	
12/11	Ravens	S	2	0	2	0.0	0.0	0	0	0	0	0	0	0	0	0	0	0	0	0	0	0	0	0	0	L	14-16	
12/18	at Panthers	S	5	3	2	0.0	0.0	2	2	1	0	0	0	0	0	0	0	0	0	0	0	0	0	0	0	W	24-16	
12/24	Raiders	S	4	3	1	0.0	0.0	1	3	1	0	0	0	0	0	0	0	0	0	0	0	0	0	0	0	W	13-10	
01/01	at Ravens	S	2	1	1	0.0	0.0	0	0	0	0	0	0	0	0	0	0	0	0	0	0	0	0	0	0	W	16-13	
01/08	Browns	S	3	1	2	1.0	6.0	1	6	1	0	0	0	0	0	0	0	0	0	0	0	0	0	0	0	W	28-14	
2022 TOTALS		16-16	48	25	23	1.5	10.0	7	14	11	0	0	0	0	0	0	0	0	0	0	0	0	0	0	0	9-8		
+ - Overtime																												

2021 GAME-BY-GAME REGULAR-SEASON STATISTICS (BENGALS)

DATE	OPPONENT	P/S	TACKLES								INTERCEPTIONS				O. FUMB				ST			MISC		W/L	SCORE			
			TK	S	A	SK	YDS	TFL	YDS	QBH	NO	YDS	LG	TD	PD	FF	FR	TD	YDS	TK	S	A	FF			FR	S	A
09/12	Vikings	S	6	4	2	1.0	9.0	2	12	1	0	0	0	0	0	0	0	0	0	0	0	0	0	0	0	W	27-24+	
09/19	at Bears	S	4	1	3	0.0	0.0	1	5	0	0	0	0	0	0	0	0	0	0	0	0	0	0	0	0	L	17-20	
09/26	at Steelers	S	3	2	1	0.0	0.0	1	0	0	0	0	0	0	0	0	0	0	0	0	0	0	0	0	0	W	24-10	
09/30	Jaguars	S	3	2	1	0.0	0.0	0	0	0	0	0	0	0	0	0	0	0	0	0	0	0	0	0	0	W	24-21	
10/10	Packers	S	0	0	0	0.0	0.0	0	0	0	0	0	0	0	0	0	0	0	0	0	0	0	0	0	0	L	22-25+	
10/17	at Lions	S	3	2	1	0.0	0.0	0	0	0	0	0	0	0	0	0	0	0	0	0	0	0	0	0	0	W	34-11	
10/24	at Ravens	S	6	5	1	1.5	5.5	2	5	2	0	0	0	0	0	0	0	0	0	0	0	0	0	0	0	W	41-17	
10/31	at Jets	S	5	3	2	1.0	5.0	1	5	2	0	0	0	0	0	0	0	0	0	0	0	0	0	0	0	L	31-34	
11/07	Browns	S	2	1	1	0.0	0.0	0	0	0	0	0	0	0	0	0	0	0	0	0	0	0	0	0	0	L	16-41	
11/21	at Raiders	S	2	0	2	0.0	0.0	0	0	1	0	0	0	0	0	0	0	0	0	0	0	0	0	0	0	W	32-13	
11/28	Steelers	S	1	1	0	0.0	0.0	0	0	1	0	0	0	0	0	0	0	0	0	0	0	0	0	0	0	W	41-10	
12/05	Chargers	S	2	1	1	1.0	9.0	1	9	2	0	0	0	0	0	0	0	0	0	0	0	0	0	0	0	L	22-41	
12/12	49ers	S	4	3	1	1.0	9.0	2	10	1	0	0	0	0	0	0	0	0	0	0	0	0	0	0	0	L	23-26+	
12/19	at Broncos	S	4	1	3	1.5	14.0	1	9	3	0	0	0	0	0	0	0	0	0	0	0	0	0	0	0	W	15-10	
12/26	Ravens	S	0	0	0	0.0	0.0	0	0	1	0	0	0	0	0	0	0	0	0	0	0	0	0	0	0	W	41-21	
01/02	Chiefs	S	4	3	1	0.0	0.0	1	0	2	0	0	0	0	0	0	0	0	0	0	0	0	0	0	0	W	34-31	
01/09	at Browns		DID NOT PLAY																								L	16-21
2021 TOTALS		16-16	49	29	20	7.0	51.5	12	55	16	0	0	0	0	0	0	0	0	0	0	0	0	0	0	0	0	10-7	
+ - Overtime																												

2020 GAME-BY-GAME REGULAR-SEASON STATISTICS (BROWNS)

DATE	OPPONENT	P/S	TACKLES							INTERCEPTIONS				O. FUMB			ST				MISC		W/L	SCORE			
			TK	S	A	SK	YDS	TFL	YDS	QBH	NO	YDS	LG	TD	PD	FF	FR	TD	YDS	TK	S	A			FF	FR	S
09/13	at Ravens	S	3	3	0	0.0	0.0	1	2	0	0	0	0	0	1	0	0	0	0	0	0	0	0	0	0	L	6-38
09/17	Bengals	S	1	0	1	0.0	0.0	0	0	0	0	0	0	0	0	0	0	0	0	0	0	0	0	0	W	35-30	
09/27	Football Team	S	4	2	2	0.0	0.0	1	0	0	0	0	0	0	0	0	0	0	0	0	0	0	0	0	W	34-20	
10/04	at Cowboys	S	2	0	2	0.0	0.0	0	0	0	0	0	0	0	0	0	0	0	0	0	0	0	0	0	W	49-38	
10/11	Colts									INACTIVE																W	32-23
10/18	at Steelers	S	5	4	1	0.0	0.0	1	3	0	0	0	0	0	0	0	0	0	0	0	0	0	0	0	0	L	7-38
10/25	at Bengals	S	4	2	2	0.0	0.0	0	0	0	0	0	0	0	0	0	0	0	0	0	0	0	0	0	W	37-34	
11/01	Raiders	S	4	2	2	0.0	0.0	0	0	0	0	0	0	0	0	0	0	0	0	0	0	0	0	0	0	L	6-16
11/15	Texans	S	2	1	1	0.5	2.5	0	0	1	0	0	0	0	0	0	0	0	0	0	0	0	0	0	W	10-7	
11/22	Eagles	S	3	0	3	0.5	5.0	0	0	1	0	0	0	0	0	0	0	0	0	0	0	0	0	0	W	22-17	
11/29	at Jaguars	S	3	2	1	0.0	0.0	0	0	0	0	0	0	0	0	0	0	0	0	0	0	0	0	0	W	27-25	
12/06	at Titans	S	2	1	1	1.0	7.0	1	7	1	0	0	0	0	0	0	0	0	0	0	0	0	0	0	W	41-35	
12/14	Ravens	S	4	2	2	0.0	0.0	0	0	0	0	0	0	0	0	0	0	0	0	0	0	0	0	0	0	L	42-47
12/20	at Giants	S	3	1	2	0.5	3.5	1	3	2	0	0	0	0	0	0	0	0	0	0	0	0	0	0	W	20-6	
12/27	at Jets	S	4	2	2	0.0	0.0	0	0	0	0	0	0	0	0	0	0	0	0	0	0	0	0	0	0	L	16-23
01/03	Steelers	S	2	1	1	0.0	0.0	0	0	1	0	0	0	0	0	0	0	0	0	0	0	0	0	0	0	W	24-22
2020 TOTALS		15-15	46	23	23	2.5	18.0	5	15	6	0	0	0	0	1	0	0	0	0	0	0	0	0	0	0	11-5	

2019 GAME-BY-GAME REGULAR-SEASON STATISTICS (BROWNS)

DATE	OPPONENT	P/S	TACKLES								INTERCEPTIONS				O. FUMB			ST				MISC		W/L	SCORE	
			TK	S	A	SK	YDS	TFL	YDS	QBH	NO	YDS	LG	TD	PD	FF	FR	TD	YDS	TK	S	A	FF			FR
09/08	Titans	S	4	3	1	1.0	10.0	1	10	1	0	0	0	0	0	0	0	0	0	0	0	0	0	0	L	13-43
09/16	at Jets	S	4	2	2	0.0	0.0	0	0	1	0	0	0	0	0	0	0	0	0	0	0	0	0	0	W	23-3
09/22	Rams	S	3	2	1	1.0	9.0	1	9	1	0	0	0	0	0	0	0	0	0	0	0	0	0	0	L	13-20
09/29	at Ravens	S	4	4	0	1.0	0.0	1	2	1	0	0	0	0	0	0	0	0	0	0	0	0	0	0	W	40-25
10/07	at 49ers	S	3	3	0	0.0	0.0	2	8	1	0	0	0	0	0	0	0	0	0	0	0	0	0	0	L	3-31
10/13	Seahawks	S	1	1	0	0.0	0.0	0	0	1	0	0	0	0	0	0	0	0	0	0	0	0	0	0	L	28-32
10/27	at Patriots	S	3	3	0	0.0	0.0	0	0	0	0	0	0	0	0	0	0	0	0	0	0	0	0	0	L	13-27
11/03	at Broncos	S	3	3	0	1.0	7.0	1	7	1	0	0	0	0	1	0	0	0	0	0	0	0	0	0	L	19-24
11/10	Bills	S	2	1	1	0.0	0.0	0	0	1	0	0	0	0	0	0	0	0	0	0	0	0	0	0	W	19-16
11/14	Steelers	S	1	1	0	1.0	10.0	1	10	2	0	0	0	0	0	0	0	0	0	0	0	0	0	0	W	21-7
11/24	Dolphins		DID NOT PLAY																W	41-24						
12/01	at Steelers	S	3	1	2	0.0	0.0	0	0	0	0	0	0	0	0	0	0	0	0	0	0	0	0	0	L	13-20
12/08	Bengals	S	9	4	5	0.5	4.0	0	0	3	0	0	0	0	0	0	0	0	0	0	0	0	0	0	W	27-19
12/15	at Cardinals	S	4	2	2	0.0	0.0	1	3	0	0	0	0	0	0	0	0	0	0	0	0	0	0	0	L	24-38
12/22	Ravens	S	0	0	0	0.0	0.0	0	0	0	0	0	0	0	0	0	0	0	0	0	0	0	0	0	L	15-31
12/29	at Bengals	S	6	5	1	0.0	0.0	2	6	0	0	0	0	0	0	0	0	0	0	0	0	0	0	0	L	23-33
2019 TOTALS		15-15	50	35	15	5.5	40.0	10	55	13	0	0	0	0	1	0	0	0	0	0	0	0	0	0	6-10	

2018 GAME-BY-GAME REGULAR-SEASON STATISTICS (BROWNS)

DATE	OPPONENT	P/S	TACKLES							INTERCEPTIONS					O. FUMB			ST				MISC		W/L	SCORE		
			TK	S	A	SK	YDS	TFL	YDS	QBH	NO	YDS	LG	TD	PD	FF	FR	TD	YDS	TK	S	A	FF			FR	S
09/09	Steelers	S	7	3	4	1.0	10.0	1	10	1	0	0	0	0	0	0	0	0	0	0	0	0	0	0	0	T	21-21
09/16	at Saints	S	3	3	0	2.0	21.0	2	21	2	0	0	0	0	0	0	0	0	0	0	0	0	0	0	0	L	18-21
09/20	Jets	S	8	4	4	0.0	0.0	2	5	0	0	0	0	0	0	0	0	0	0	0	0	0	0	0	0	W	21-17
09/30	at Raiders	S	3	3	0	0.0	0.0	1	0	2	0	0	0	0	0	0	0	0	0	0	0	0	0	0	0	L	42-45+
10/07	Ravens	S	0	0	0	0.0	0.0	0	0	3	0	0	0	0	0	0	0	0	0	0	0	0	0	0	0	W	12-9+
10/14	Chargers	S	4	3	1	0.5	6.0	0	0	1	0	0	0	0	0	0	0	0	0	0	0	0	0	0	0	L	14-38
10/21	at Buccaneers	S	2	1	1	0.5	3.5	0	0	1	0	0	0	0	0	0	0	0	0	0	0	0	0	0	0	L	23-26+
10/28	at Steelers	S	2	2	0	0.0	0.0	0	0	0	0	0	0	0	0	0	0	0	0	0	0	0	0	0	0	L	18-33
11/04	Chiefs	S	2	2	0	0.0	0.0	1	1	1	0	0	0	0	0	0	0	0	0	0	0	0	0	0	0	L	21-37
11/11	Falcons	S	4	2	2	0.5	3.0	0	0	2	0	0	0	0	0	0	0	0	0	0	0	0	0	0	0	W	28-16
11/25	at Bengals	S	3	2	1	0.0	0.0	1	4	0	0	0	0	0	0	0	0	0	0	0	0	0	0	0	0	W	35-20
12/02	at Texans	S	0	0	0	0.0	0.0	0	0	0	0	0	0	0	0	0	0	0	0	0	0	0	0	0	0	L	13-29
12/09	Panthers	S	4	0	4	0.0	0.0	0	0	0	0	0	0	0	0	0	0	0	0	0	0	0	0	0	0	W	26-20
12/15	at Broncos	S	3	3	0	0.0	0.0	0	0	1	0	0	0	0	0	0	0	0	0	0	0	0	0	0	0	W	17-16
12/23	Bengals	S	4	4	0	1.0	8.0	2	12	1	0	0	0	0	0	0	0	0	0	0	0	0	0	0	0	W	26-18
12/30	at Ravens	S	3	1	2	0.0	0.0	0	0	0	0	0	0	0	0	1	0	0	0	0	0	0	0	0	0	L	24-26
2018 TOTALS		16-16	52	33	19	5.5	51.5	10	53	15	0	0	0	0	0	1	0	0	0	0	0	0	0	0	0	7-8-1	

+ - Overtime

2017 GAME-BY-GAME REGULAR-SEASON STATISTICS (BROWNS)

DATE	OPPONENT	P/S	TACKLES							INTERCEPTIONS				O. FUMB			ST				MISC		W/L	SCORE				
			TK	S	A	SK	YDS	TFL	YDS	QBH	NO	YDS	LG	TD	PD	FF	FR	TD	YDS	TK	S	A			FF	FR	S	A
09/10	Steelers	P	4	2	2	0.0	0.0	0	0	0	0	0	0	0	0	0	0	0	0	0	0	0	0	0	L	18-21		
09/17	at Ravens	P	0	0	0	0.0	0.0	0	0	1	0	0	0	0	0	0	0	0	0	0	0	0	0	0	L	10-24		
09/24	at Colts	P	2	0	2	0.0	0.0	0	0	0	0	0	0	0	0	0	0	0	0	0	0	0	0	0	L	28-31		
10/01	Bengals	P	3	1	2	0.0	0.0	1	5	0	0	0	0	0	0	0	0	0	0	0	0	0	0	0	L	7-31		
10/08	Jets	P	1	1	0	0.0	0.0	0	0	1	0	0	0	0	0	0	0	0	0	0	0	0	0	0	L	14-17		
10/15	at Texans	P	1	1	0	0.0	0.0	0	0	0	0	0	0	0	0	0	0	0	0	0	0	0	0	0	L	17-33		
10/22	Titans	P	1	0	1	0.0	0.0	0	0	0	0	0	0	0	0	0	0	0	0	0	0	0	0	0	L	9-12		
10/29	Vikings		INACTIVE																									
11/12	at Lions		ON INACTIVE LIST																									
11/19	Jaguars	P	5	2	3	0.0	0.0	0	0	0	0	0	0	0	0	0	0	0	0	0	0	0	0	0	L	7-19		
11/26	at Bengals	P	0	0	0	0.0	0.0	0	0	0	0	0	0	0	0	0	0	0	0	0	0	0	0	0	L	16-30		
12/03	at Chargers	P	3	2	1	0.0	0.0	1	4	0	0	0	0	0	0	0	0	0	0	0	0	0	0	0	L	10-19		
12/10	Packers	S	2	1	1	0.0	0.0	0	0	0	0	0	0	0	0	0	0	0	0	0	0	0	0	0	L	21-27+		
12/17	Ravens	P	4	3	1	0.0	0.0	0	0	0	0	0	0	0	0	0	0	0	0	0	0	0	0	0	L	10-27		
12/24	at Bears	P	4	3	1	1.0	7.0	2	12	1	0	0	0	0	0	0	0	0	0	0	0	0	0	0	L	3-20		
12/31	at Steelers	P	2	1	1	0.0	0.0	0	0	0	0	0	0	0	0	0	0	0	0	0	0	0	0	0	L	24-28		
2017 TOTALS		14-1	32	17	15	1.0	7.0	4	21	3	0	0	0	0	0	0	0	0	0	0	0	0	0	0	0-16			

2024 GAME-BY-GAME POSTSEASON STATISTICS (STEELERS)

			TACKLES								INTERCEPTIONS					O. FUMB				ST				MISC					
DATE	OPPONENT	P/S	TK	S	A	SK	YDS	TFL	YDS	QBH	NO	YDS	LG	TD	PD	FF	FR	TD	YDS	TK	S	A	FF	FR	S	A	W/L	SCORE	
01/11	at Ravens	S	2	1	1	0.0	0.0	0	0	0	0	0	0	0	0	0	0	0	0	0	0	0	0	0	0	0	L	14-28	
2024 TOTALS			1-1	2	1	1	0.0	0.0	0	0	0	0	0	0	0	0	0	0	0	0	0	0	0	0	0	0	0-1		

2023 GAME-BY-GAME POSTSEASON STATISTICS (STEELERS)

			TACKLES								INTERCEPTIONS					O. FUMB				ST				MISC					
DATE	OPPONENT	P/S	TK	S	A	SK	YDS	TFL	YDS	QBH	NO	YDS	LG	TD	PD	FF	FR	TD	YDS	TK	S	A	FF	FR	S	A	W/L	SCORE	
01/15	at Bills	S	5	2	3	0.0	0.0	1	2	0	0	0	0	0	0	0	0	0	0	0	0	0	0	0	0	0	L	17-31	
2023 TOTALS			1-1	5	2	3	0.0	0.0	1	2	0	0	0	0	0	0	0	0	0	0	0	0	0	0	0	0	0-1		



CORDARRELLE RB/KR
PATTERSON

84

HEIGHT: 6-2
WEIGHT: 232
COLLEGE: Tennessee
BORN: March 17, 1991

HOW ACQUIRED: FA '24
BIRTHPLACE: Rock Hill, SC



CORDARRELLE PATTERSON'S NFL REGULAR SEASON RUSHING/RECEIVING STATISTICS

DATE	TEAM	GP	GS	RECEIVING					RUSHING				
				NO.	YDS.	AVG.	LG	TD	NO.	YDS.	AVG.	LG	TD
2013	Vikings	16	6	45	469	10.4	79t	4	12	158	13.2	50t	3
2014	Vikings	16	7	33	384	11.6	28	1	10	117	11.7	67t	1
2015	Vikings	16	1	2	10	5.0	9	0	2	15	7.5	9	0
2016	Vikings	16	8	52	453	8.7	39	2	7	43	6.1	22	0
2017	Raiders	16	2	31	309	10.0	59	0	13	121	9.3	47t	2
2018	Patriots	15	5	21	247	11.8	55t	3	42	228	5.4	27	1
2019	Bears	16	4	11	83	7.5	33	0	17	103	6.1	46	0
2020	Bears	16	3	21	132	6.3	25	0	64	232	3.6	13	1
2021	Falcons	16	13	52	548	10.5	64	5	153	618	4.0	39	6
2022	Falcons	13	11	21	122	5.8	16	0	144	695	4.8	40	8
2023	Falcons	13	0	9	38	4.2	11	1	50	181	3.6	18	0
2024	Steelers	13	1	12	80	6.7	20	1	32	135	4.2	14	0
NFL TOTALS		183	61	310	2,875	9.3	79T	17	546	2,646	4.8	67T	22

CORDARRELLE PATTERSON'S NFL POSTSEASON RUSHING/RECEIVING STATISTICS

DATE	TEAM	GP	GS	RECEIVING					RUSHING				
				NO.	YDS.	AVG.	LG	TD	NO.	YDS.	AVG.	LG	TD
2015	Vikings	1	0	0	0	0.0	0	0	0	0	0.0	0	0
2018	Patriots	3	0	4	32	8.0	15	0	3	10	3.3	6	0
2020	Bears	1	0	0	0	0.0	0	0	1	2	2.0	2	0
2024	Steelers	1	0	0	0	0.0	0	0	0	0	0.0	0	0
NFL TOTALS		6	0	4	32	8.0	15	0	4	12	3.0	6	0

CORDARRELLE PATTERSON'S NFL REGULAR SEASON RETURN STATISTICS

DATE	TEAM	RET.	KICKOFF RETURNS					PUNT RETURNS				
			YDS.	AVG.	LG	TD	NO.	FC	YDS.	AVG.	LG	TD
2013	Vikings	43	1,393	32.4	109t	2	0	1	0	0.0	0	0
2014	Vikings	34	871	25.6	51	0	0	0	0	0.0	0	0
2015	Vikings	32	1,019	31.8	101t	2	0	0	0	0.0	0	0
2016	Vikings	25	792	31.7	104t	1	1	1	9	9.0	9	0
2017	Raiders	19	538	28.3	49	0	0	0	0	0.0	0	0
2018	Patriots	23	663	28.8	95t	1	0	0	0	0.0	0	0
2019	Bears	28	825	29.5	102t	1	0	0	0	0.0	0	0
2020	Bears	35	1,017	29.1	104t	1	0	0	0	0.0	0	0
2021	Falcons	18	434	24.1	32	0	0	0	0	0.0	0	0
2022	Falcons	9	284	31.6	103t	1	0	0	0	0.0	0	0
2023	Falcons	7	153	21.9	29	0	0	0	0	0.0	0	0
2024	Steelers	11	240	21.8	33	0	0	0	0	0.0	0	0
NFL TOTALS		284	8,229	29.0	109T	9	1	2	9	9.0	9	0

CORDARRELLE PATTERSON'S NFL POSTSEASON RETURN STATISTICS

DATE	TEAM	RET.	KICKOFF RETURNS					PUNT RETURNS				
			YDS.	AVG.	LG	TD	NO.	FC	YDS.	AVG.	LG	TD
2015	Vikings	3	65	21.7	34	0	0	0	0	0.0	0	0
2018	Patriots	5	141	28.2	38	0	0	0	0	0.0	0	0
2020	Bears	2	68	34.0	42	0	0	0	0	0.0	0	0
2024	Steelers	1	26	26.0	26	0	0	0	0	0.0	0	0
NFL TOTALS		11	300	27.3	42	0	0	0	0	0.0	0	0

SINGLE-GAME HIGHS: RUSHING/RECEIVING

Rush Attempts	22 vs. New Orleans Saints, Sep 11, 2022	Kickoff Returns	5 vs. Seattle Seahawks, Dec 06, 2015
	17 at Seattle Seahawks, Sep 25, 2022		5 vs. Green Bay Packers, Oct 27, 2013
Rushing Yards	141 at Seattle Seahawks, Sep 25, 2022		...1 more at 5.
	120 vs. New Orleans Saints, Sep 11, 2022	Kickoff Return Yards	228 vs. Green Bay Packers, Oct 27, 2013
Rushing Average	8.3 at Seattle Seahawks, Sep 25, 2022		198 vs. Seattle Seahawks, Dec 06, 2015
	7.7 vs. Philadelphia Eagles, Sep 12, 2021	Longest Kickoff Return	109t vs. Green Bay Packers, Oct 27, 2013
Longest Runs	67t at St. Louis Rams, Sep 07, 2014		105t at Chicago Bears, Sep 15, 2013
	50t vs. Detroit Lions, Dec 29, 2013	Kickoff Return TDs	1 vs. Chicago Bears, Nov 20, 2022
Rushing TDs	2 vs. Los Angeles Chargers, Nov 06, 2022		1 vs. Minnesota Vikings, Nov 16, 2020
	2 at Jacksonville Jaguars, Nov 28, 2021		...7 more at 1.
Receptions	8 at Green Bay Packers, Nov 24, 2013	Fair Catches	1 vs. Dallas Cowboys, Dec 01, 2016
	7 vs. New York Jets, Oct 10, 2021		1 vs. Philadelphia Eagles, Dec 15, 2013
	...1 more at 7.	Punt Return Yards	9 at Tennessee Titans, Sep 11, 2016
Receiving Yards	141 at Baltimore Ravens, Dec 08, 2013	Punt Returns	1 vs. Dallas Cowboys, Dec 01, 2016
	126 at New Orleans Saints, Nov 07, 2021	Kickoff Return Average	49.7 at Chicago Bears, Sep 15, 2013
Receiving Average	28.2 at Baltimore Ravens, Dec 08, 2013		49.0 vs. Chicago Bears, Nov 20, 2022
	24.3 vs. New York Giants, Dec 03, 2017	Special Teams Tackles	1 vs. Philadelphia Eagles, Sep 12, 2021
Longest Receptions	79t at Baltimore Ravens, Dec 08, 2013		1 vs. Tampa Bay Buccaneers, Oct 08, 2020
	64 at New Orleans Saints, Nov 07, 2021		...19 more at 1.
Receiving TDs	3 vs. Washington Football Team, Oct 03, 2021	Most TDs	3 vs. Washington Football Team, Oct 03, 2021
	1 at Carolina Panthers, Dec 17, 2023		2 vs. Los Angeles Chargers, Nov 06, 2022
	...12 more at 1.		...3 more at 2.
All-Purpose Yards	258 at Baltimore Ravens, Dec 08, 2013	Miscellaneous Tackles	1 at Carolina Panthers, Nov 10, 2022
	254 vs. Green Bay Packers, Oct 27, 2013		1 vs. Miami Dolphins, Sep 30, 2018
			...1 more at 1.

SINGLE-GAME HIGHS - POSTSEASON: RUSHING/RECEIVING

Rush Attempts	2 at Los Angeles Rams, Feb 03, 2019	All-Purpose Yards	98 at Kansas City Chiefs, Jan 20, 2019
	1 at New Orleans Saints, Jan 10, 2021		70 at New Orleans Saints, Jan 10, 2021
	1 vs. Los Angeles Chargers, Jan 13, 2019		65 vs. Seattle Seahawks, Jan 10, 2016
Rushing Yards	7 at Los Angeles Rams, Feb 03, 2019		59 at Los Angeles Rams, Feb 03, 2019
	3 vs. Los Angeles Chargers, Jan 13, 2019		26 at Baltimore Ravens, Jan 11, 2025
	2 at New Orleans Saints, Jan 10, 2021		...1 more at 26.
Longest Runs	6 at Los Angeles Rams, Feb 03, 2019	Kickoff Returns	3 at Kansas City Chiefs, Jan 20, 2019
	3 vs. Los Angeles Chargers, Jan 13, 2019		3 vs. Seattle Seahawks, Jan 10, 2016
	2 at New Orleans Saints, Jan 10, 2021		2 at New Orleans Saints, Jan 10, 2021
	1 at Los Angeles Rams, Feb 03, 2019		1 at Los Angeles Rams, Feb 03, 2019
Receptions	2 at Los Angeles Rams, Feb 03, 2019		1 vs. Los Angeles Chargers, Jan 13, 2019
	2 at Kansas City Chiefs, Jan 20, 2019	Kickoff Return Yards	80 at Kansas City Chiefs, Jan 20, 2019
Receiving Yards	18 at Kansas City Chiefs, Jan 20, 2019		68 at New Orleans Saints, Jan 10, 2021
	14 at Los Angeles Rams, Feb 03, 2019		65 vs. Seattle Seahawks, Jan 10, 2016
Longest Receptions	15 at Kansas City Chiefs, Jan 20, 2019		38 at Los Angeles Rams, Feb 03, 2019
	9 at Los Angeles Rams, Feb 03, 2019		26 at Baltimore Ravens, Jan 11, 2025
	5 at Los Angeles Rams, Feb 03, 2019	Longest Kickoff Return	42 at New Orleans Saints, Jan 10, 2021
	3 at Kansas City Chiefs, Jan 20, 2019		38 at Los Angeles Rams, Feb 03, 2019
			38 at Kansas City Chiefs, Jan 20, 2019
			34 vs. Seattle Seahawks, Jan 10, 2016
			26 at Baltimore Ravens, Jan 11, 2025
			...1 more at 26.
		Kickoff Return Average	26.7 at Kansas City Chiefs, Jan 20, 2019
			21.7 vs. Seattle Seahawks, Jan 10, 2016

100-YARD RECEIVING GAMES (2): REGULAR SEASON

DATE	TEAM	NO.	YDS.	AVG.	LG	TD
12/08/13	at Ravens	5	141	28.2	79t	1
11/07/21	at Saints	6	126	21.0	64	0

100-YARD RUSHING GAMES (4): REGULAR SEASON

DATE	TEAM	ATT.	YDS.	AVG.	LG	TD
09/07/14	at Rams	3	102	34.0	67t	1
11/28/21	at Jaguars	16	108	6.8	27	2
09/11/22	SAINTS	22	120	5.5	15	1
09/25/22	at Seahawks	17	141	8.3	40	1

2024 GAME-BY-GAME REGULAR-SEASON STATISTICS (STEELERS)

DATE	OPPONENT	P/S	RECEIVING					RUSHING					W/L	SCORE
			NO.	YDS.	AVG.	LG	TD	NO.	YDS.	AVG.	LG	TD		
09/08	at Falcons	P	0	0	0.0	0	0	4	13	3.3	5	0	W	18-10
09/15	at Broncos	P	0	0	0.0	0	0	2	3	1.5	3	0	W	13-6
09/22	Chargers	S	3	15	5.0	6	0	4	33	8.3	14	0	W	20-10
09/29	at Colts	P	2	19	9.5	14	0	6	43	7.2	12	0	L	24-27
10/06	Cowboys							ON INACTIVE LIST					L	17-20
10/13	at Raiders							ON INACTIVE LIST					W	32-13
10/20	Jets							ON INACTIVE LIST					W	37-15
10/28	Giants							ON INACTIVE LIST					W	26-18
11/10	at Commanders	P	0	0	0.0	0	0	3	14	4.7	7	0	W	28-27
11/17	Ravens	P	1	0	0.0	0	0	1	0	0.0	0	0	W	18-16
11/21	at Browns	P	0	0	0.0	0	0	1	-2	-2.0	-2	0	L	19-24
12/01	at Bengals	P	3	37	12.3	20	0	3	16	5.3	12	0	W	44-38
12/08	Browns	P	1	-2	-2.0	-2	0	4	3	0.8	4	0	W	27-14
12/15	at Eagles	P	1	-1	-1.0	-1	0	2	9	4.5	5	0	L	13-27
12/21	at Ravens	P	1	12	12.0	12t	1	0	0	0.0	0	0	L	17-34
12/25	Chiefs	P	0	0	0.0	0	0	1	2	2.0	2	0	L	10-29
01/04	Bengals	P	0	0	0.0	0	0	1	1	1.0	1	0	L	17-19
2024 TOTALS		13-1	12	80	6.7	20	1	32	135	4.2	14	0	10-7	

2023 GAME-BY-GAME REGULAR-SEASON STATISTICS (FALCONS)

DATE	OPPONENT	P/S	RECEIVING					RUSHING					W/L	SCORE
			NO.	YDS.	AVG.	LG	TD	NO.	YDS.	AVG.	LG	TD		
09/10	Panthers							ON INACTIVE LIST					W	24-10
09/17	Packers							ON INACTIVE LIST					W	25-24
09/24	at Lions							ON INACTIVE LIST					L	6-20
10/01	at Jaguars	P	0	0	0.0	0	0	0	0	0.0	0	0	L	7-23
10/08	Texans	P	1	7	7.0	7	0	0	0	0.0	0	0	W	21-19
10/15	Commanders	P	1	6	6.0	6	0	1	0	0.0	0	0	L	16-24
10/22	at Buccaneers	P	0	0	0.0	0	0	10	56	5.6	18	0	W	16-13
10/29	at Titans	P	0	0	0.0	0	0	2	7	3.5	4	0	L	23-28
11/05	Vikings	P	1	3	3.0	3	0	1	0	0.0	0	0	L	28-31
11/12	at Cardinals	P	2	7	3.5	5	0	3	13	4.3	6	0	L	23-25
11/26	Saints	P	0	0	0.0	0	0	8	43	5.4	12	0	W	24-15
12/03	at Jets	P	1	6	6.0	6	0	5	11	2.2	7	0	W	13-8
12/10	Buccaneers	P	0	0	0.0	0	0	3	7	2.3	6	0	L	25-29
12/17	at Panthers	P	1	2	2.0	2t	1	5	-2	-0.4	3	0	L	7-9
12/24	Colts	P	2	7	3.5	11	0	7	26	3.7	11	0	W	29-10
12/31	at Bears	P	0	0	0.0	0	0	0	0	0.0	0	0	L	17-37
01/07	at Saints	P	0	0	0.0	0	0	5	20	4.0	7	0	L	17-48
2023 TOTALS		14-0	9	38	4.2	11	1	50	181	3.6	18	0	7-10	

2022 GAME-BY-GAME REGULAR-SEASON STATISTICS (FALCONS)

DATE	OPPONENT	P/S	RECEIVING					RUSHING					W/L	SCORE
			NO.	YDS.	AVG.	LG	TD	NO.	YDS.	AVG.	LG	TD		
09/11	Saints	P	3	16	5.3	10	0	22	120	5.5	15	1	L	26-27
09/18	at Rams	S	0	0	0.0	0	0	10	41	4.1	11	0	L	27-31
09/25	at Seahawks	S	1	12	12.0	12	0	17	141	8.3	40	1	W	27-23
10/02	Browns	S	0	0	0.0	0	0	9	38	4.2	13t	1	W	23-20
10/09	at Buccaneers							INJURED RESERVE					L	15-21
10/16	49ers							INJURED RESERVE					W	28-14
10/23	at Bengals							INJURED RESERVE					L	17-35
10/30	Panthers							INJURED RESERVE					W	37-34+
11/06	Chargers	S	1	9	9.0	9	0	13	44	3.4	7	2	L	17-20
11/10	at Panthers	S	1	2	2.0	2	0	5	18	3.6	9	0	L	15-25
11/20	Bears	S	2	7	3.5	9	0	10	52	5.2	17	0	W	27-24
11/27	at Commanders	S	3	19	6.3	15	0	11	52	4.7	21	0	L	13-19
12/04	Steelers	S	0	0	0.0	0	0	11	60	5.5	22	0	L	16-19
12/18	at Saints	S	1	0	0.0	0	0	14	52	3.7	11	1	L	18-21
12/24	at Ravens	S	1	14	14.0	14	0	8	17	2.1	7	0	L	9-17
01/01	Cardinals	S	6	42	7.0	16	0	9	42	4.7	22	1	W	20-19
01/08	Buccaneers	P	2	1	0.5	4	0	5	18	3.6	8	1	W	30-17
2022 TOTALS		13-11	21	122	5.8	16	0	144	695	4.8	40	8	7-10	

+ - Overtime

2021 GAME-BY-GAME REGULAR-SEASON STATISTICS (FALCONS)

DATE	OPPONENT	P/S	RECEIVING					RUSHING					W/L	SCORE
			NO.	YDS.	AVG.	LG	TD	NO.	YDS.	AVG.	LG	TD		
09/12	Eagles	S	2	13	6.5	12	0	7	54	7.7	14	0	L	6-32
09/19	at Buccaneers	P	5	58	11.6	23	1	7	11	1.6	10t	1	L	25-48
09/26	at Giants	P	6	82	13.7	28	0	7	20	2.9	11	0	W	17-14
10/03	Football Team	S	5	82	16.4	42t	3	6	34	5.7	13	0	L	30-34
10/10	Jets	P	7	60	8.6	16	0	14	54	3.9	12	0	W	27-20
10/24	at Dolphins	S	2	1	0.5	4	0	14	60	4.3	13	1	W	30-28
10/31	Panthers	S	5	37	7.4	18	1	9	35	3.9	14	0	L	13-19
11/07	at Saints	S	6	126	21.0	64	0	9	10	1.1	4	0	W	27-25
11/14	at Cowboys	S	1	14	14.0	14	0	4	25	6.3	14	0	L	3-43
11/18	Patriots						INACTIVE						L	0-25
11/28	at Jaguars	S	2	27	13.5	20	0	16	108	6.8	27	2	W	21-14
12/05	Buccaneers	S	3	18	6.0	6	0	13	78	6.0	39	0	L	17-30
12/12	at Panthers	S	2	1	0.5	3	0	16	58	3.6	11	1	W	29-21
12/19	at 49ers	S	2	5	2.5	5	0	11	18	1.6	4	0	L	13-31
12/26	Lions	S	1	-1	-1.0	-1	0	7	14	2.0	6t	1	W	20-16
01/02	at Bills	S	2	24	12.0	15	0	9	28	3.1	13	0	L	15-29
01/09	Saints	S	1	1	1.0	1	0	4	11	2.8	4	0	L	20-30
2021 TOTALS		16-13	52	548	10.5	64	5	153	618	4.0	39	6	7-10	

2020 GAME-BY-GAME REGULAR-SEASON STATISTICS (BEARS)

DATE	OPPONENT	P/S	RECEIVING					RUSHING					W/L	SCORE
			NO.	YDS.	AVG.	LG	TD	NO.	YDS.	AVG.	LG	TD		
09/13	at Lions	P	1	12	12.0	12	0	4	19	4.8	13	0	W	27-23
09/20	Giants	P	2	8	4.0	9	0	7	25	3.6	10	0	W	17-13
09/27	at Falcons	P	0	0	0.0	0	0	4	13	3.3	6	0	W	30-26
10/04	Colts	P	1	0	0.0	0	0	3	5	1.7	4	0	L	11-19
10/08	Buccaneers	S	3	38	12.7	25	0	3	7	2.3	3	0	W	20-19
10/18	at Panthers	P	1	8	8.0	8	0	1	1	1.0	1	0	W	23-16
10/26	at Rams	P	3	11	3.7	7	0	3	1	0.3	2	0	L	10-24
11/01	Saints	P	2	1	0.5	5	0	1	4	4.0	4	0	L	23-26+
11/08	at Titans	S	4	27	6.8	9	0	3	13	4.3	6	0	L	17-24
11/16	Vikings	S	2	19	9.5	10	0	12	30	2.5	6	0	L	13-19
11/29	at Packers	P	0	0	0.0	0	0	2	8	4.0	6	0	L	25-41
12/06	Lions	P	1	4	4.0	4	0	10	59	5.9	13	1	L	30-34
12/13	Texans	P	0	0	0.0	0	0	6	26	4.3	12	0	W	36-7
12/20	at Vikings	P	1	4	4.0	4	0	1	3	3.0	3	0	W	33-27
12/27	at Jaguars	P	0	0	0.0	0	0	0	0	0.0	0	0	W	41-17
01/03	Packers	P	0	0	0.0	0	0	4	18	4.5	7	0	L	16-35
2020 TOTALS		16-3	21	132	6.3	25	0	64	232	3.6	13	1	8-8	

+ - Overtime

2019 GAME-BY-GAME REGULAR-SEASON STATISTICS (BEARS)

DATE	OPPONENT	P/S	RECEIVING					RUSHING					W/L	SCORE
			NO.	YDS.	AVG.	LG	TD	NO.	YDS.	AVG.	LG	TD		
09/05	Packers	P	1	3	3.0	3	0	1	-2	-2.0	-2	0	L	3-10
09/15	at Broncos	S	0	0	0.0	0	0	2	50	25.0	46	0	W	16-14
09/23	at Redskins	S	1	6	6.0	6	0	4	14	3.5	7	0	W	31-15
09/29	Vikings	S	1	3	3.0	3	0	2	4	2.0	3	0	W	16-6
10/06	at Raiders	P	0	0	0.0	0	0	1	5	5.0	5	0	L	21-24
10/20	Saints	P	2	21	10.5	11	0	1	2	2.0	2	0	L	25-36
10/27	Chargers	P	2	1	0.5	1	0	1	5	5.0	5	0	L	16-17
11/03	at Eagles	P	1	5	5.0	5	0	0	0	0.0	0	0	L	14-22
11/10	Lions	P	0	0	0.0	0	0	0	0	0.0	0	0	W	20-13
11/17	at Rams	P	0	0	0.0	0	0	0	0	0.0	0	0	L	7-17
11/24	Giants	P	0	0	0.0	0	0	0	0	0.0	0	0	W	19-14
11/28	at Lions	P	0	0	0.0	0	0	0	0	0.0	0	0	W	24-20
12/05	Cowboys	P	1	33	33.0	33	0	1	-5	-5.0	-5	0	W	31-24
12/15	at Packers	S	1	6	6.0	6	0	1	0	0.0	0	0	L	13-21
12/22	Chiefs	P	1	5	5.0	5	0	1	16	16.0	16	0	L	3-26
12/29	at Vikings	P	0	0	0.0	0	0	2	14	7.0	11	0	W	21-19
2019 TOTALS		16-4	11	83	7.5	33	0	17	103	6.1	46	0	8-8	

2018 GAME-BY-GAME REGULAR-SEASON STATISTICS (PATRIOTS)

DATE	OPPONENT	P/S	RECEIVING					RUSHING					W/L	SCORE
			NO.	YDS.	AVG.	LG	TD	NO.	YDS.	AVG.	LG	TD		
09/09	Texans	S	1	6	6.0	6	0	3	13	4.3	10	0	W	27-20
09/16	at Jaguars	P	3	18	6.0	18	0	1	5	5.0	5	0	L	20-31
09/23	at Lions	P	1	12	12.0	12	0	0	0	0.0	0	0	L	10-26
09/30	Dolphins	P	3	54	18.0	55t	1	1	11	11.0	11	0	W	38-7
10/04	Colts	P	2	11	5.5	10	1	0	0	0.0	0	0	W	38-24
10/14	Chiefs	P	1	13	13.0	13	0	1	3	3.0	3	0	W	43-40
10/21	at Bears	S	0	0	0.0	0	0	1	4	4.0	4	0	W	38-31
10/29	at Bills	S	0	0	0.0	0	0	10	38	3.8	22	0	W	25-6
11/04	Packers	P	1	7	7.0	7	0	11	61	5.5	17	1	W	31-17
11/11	at Titans	S	0	0	0.0	0	0	4	11	2.8	9	0	L	10-34
11/25	at Jets	P	1	-1	-1.0	-1	0	5	10	2.0	4	0	W	27-13
12/02	Vikings	P	2	53	26.5	29	0	1	6	6.0	6	0	W	24-10
12/09	at Dolphins	S	2	51	25.5	37t	1	0	0	0.0	0	0	L	33-34
12/16	at Steelers	P	3	20	6.7	8	0	0	0	0.0	0	0	L	10-17
12/23	Bills	P	1	3	3.0	3	0	4	66	16.5	27	0	W	24-12
12/30	Jets		ON INACTIVE LIST											38-3
2018 TOTALS	15-5		21	247	11.8	55T	3	42	228	5.4	27	1	11-5	

2017 GAME-BY-GAME REGULAR-SEASON STATISTICS (RAIDERS)

DATE	OPPONENT	P/S	RECEIVING					RUSHING					W/L	SCORE
			NO.	YDS.	AVG.	LG	TD	NO.	YDS.	AVG.	LG	TD		
09/10	at Titans	P	1	2	2.0	2	0	1	5	5.0	5	0	W	26-16
09/17	Jets	P	1	6	6.0	6	0	3	57	19.0	43t	1	W	45-20
09/24	at Redskins	P	1	7	7.0	7	0	2	5	2.5	8	0	L	10-27
10/01	at Broncos	P	6	33	5.5	11	0	1	2	2.0	2	0	L	10-16
10/08	Ravens	P	0	0	0.0	0	0	0	0	0.0	0	0	L	17-30
10/15	Chargers	P	1	5	5.0	4	0	3	55	18.3	47t	1	L	16-17
10/19	Chiefs	P	1	9	9.0	9	0	0	0	0.0	0	0	W	31-30
10/29	at Bills	S	3	7	2.3	3	0	0	0	0.0	0	0	L	14-34
11/05	at Dolphins	P	0	0	0.0	0	0	0	0	0.0	0	0	W	27-24
11/19	Patriots	P	4	45	11.3	22	0	0	0	0.0	0	0	L	8-33
11/26	Broncos	P	3	72	24.0	54	0	0	0	0.0	0	0	W	21-14
12/03	Giants	S	4	97	24.3	59	0	2	1	0.5	1	0	W	24-17
12/10	at Chiefs	P	3	8	2.7	7	0	0	0	0.0	0	0	L	15-26
12/17	Cowboys	P	1	7	7.0	7	0	1	-4	-4.0	-4	0	L	17-20
12/25	at Eagles	P	1	7	7.0	7	0	0	0	0.0	0	0	L	10-19
12/31	at Chargers	P	1	4	4.0	4	0	0	0	0.0	0	0	L	10-30
2017 TOTALS	16-2		31	309	10.0	59	0	13	121	9.3	47T	2	6-10	

2016 GAME-BY-GAME REGULAR-SEASON STATISTICS (VIKINGS)

DATE	OPPONENT	P/S	RECEIVING					RUSHING					W/L	SCORE
			NO.	YDS.	AVG.	LG	TD	NO.	YDS.	AVG.	LG	TD		
09/11	at Titans	P	1	6	6.0	6	0	1	8	8.0	8	0	W	25-16
09/18	Packers	P	0	0	0.0	0	0	1	-2	-2.0	-2	0	W	17-14
09/25	at Panthers	S	1	8	8.0	8	0	0	0	0.0	0	0	W	22-10
10/03	Giants	P	5	38	7.6	21	0	1	2	2.0	2	0	W	24-10
10/09	Texans	S	4	39	9.8	15	1	1	7	7.0	7	0	W	31-13
10/23	at Eagles	S	7	67	9.6	15	1	0	0	0.0	0	0	L	10-21
10/31	at Bears	P	3	36	12.0	21	0	0	0	0.0	0	0	L	10-20
11/06	Lions	S	6	45	7.5	13	0	0	0	0.0	0	0	L	16-22+
11/13	at Redskins	P	3	17	5.7	9	0	0	0	0.0	0	0	L	20-26
11/20	Cardinals	S	4	53	13.3	30	0	0	0	0.0	0	0	W	30-24
11/24	at Lions	S	5	15	3.0	10	0	1	22	22.0	22	0	L	13-16
12/01	Cowboys	P	2	10	5.0	5	0	2	6	3.0	6	0	L	15-17
12/11	at Jaguars	S	3	18	6.0	11	0	0	0	0.0	0	0	W	25-16
12/18	Colts	P	5	49	9.8	19	0	0	0	0.0	0	0	L	6-34
12/24	at Packers	S	2	13	6.5	10	0	0	0	0.0	0	0	L	25-38
01/01	Bears	P	1	39	39.0	39	0	0	0	0.0	0	0	W	38-10
2016 TOTALS	16-8		52	453	8.7	39	2	7	43	6.1	22	0	8-8	

+ - Overtime

2015 GAME-BY-GAME REGULAR-SEASON STATISTICS (VIKINGS)

DATE	OPPONENT	P/S	RECEIVING					RUSHING					W/L	SCORE
			NO.	YDS.	AVG.	LG	TD	NO.	YDS.	AVG.	LG	TD		
09/14	at 49ers	P	1	1	1.0	1	0	0	0	0.0	0	0	L	3-20
09/20	Lions	P	0	0	0.0	0	0	0	0	0.0	0	0	W	26-16
09/27	Chargers	P	0	0	0.0	0	0	1	9	9.0	9	0	W	31-14
10/04	at Broncos	S	1	9	9.0	9	0	0	0	0.0	0	0	L	20-23
10/18	Chiefs	P	0	0	0.0	0	0	0	0	0.0	0	0	W	16-10
10/25	at Lions	P	0	0	0.0	0	0	0	0	0.0	0	0	W	28-19
11/01	at Bears	P	0	0	0.0	0	0	0	0	0.0	0	0	W	23-20
11/08	Rams	P	0	0	0.0	0	0	0	0	0.0	0	0	W	21-18+
11/15	at Raiders	P	0	0	0.0	0	0	1	6	6.0	6	0	W	30-14
11/22	Packers	P	0	0	0.0	0	0	0	0	0.0	0	0	L	13-30
11/29	at Falcons	P	0	0	0.0	0	0	0	0	0.0	0	0	W	20-10
12/06	Seahawks	P	0	0	0.0	0	0	0	0	0.0	0	0	L	7-38
12/10	at Cardinals	P	0	0	0.0	0	0	0	0	0.0	0	0	L	20-23
12/20	Bears	P	0	0	0.0	0	0	0	0	0.0	0	0	W	38-17
12/27	Giants	P	0	0	0.0	0	0	0	0	0.0	0	0	W	49-17
01/03	at Packers	P	0	0	0.0	0	0	0	0	0.0	0	0	W	20-13
2015 TOTALS			16-1	2	10	5.0	9	0	2	15	7.5	9	0	11-5
+ - Overtime														

2014 GAME-BY-GAME REGULAR-SEASON STATISTICS (VIKINGS)

DATE	OPPONENT	P/S	RECEIVING					RUSHING					W/L	SCORE
			NO.	YDS.	AVG.	LG	TD	NO.	YDS.	AVG.	LG	TD		
09/07	at Rams	S	3	26	8.7	13	0	3	102	34.0	67t	1	W	34-6
09/14	Patriots	S	4	56	14.0	26	0	0	0	0.0	0	0	L	7-30
09/21	at Saints	P	4	61	15.3	28	0	1	-7	-7.0	-7	0	L	9-20
09/28	Falcons	S	2	38	19.0	22	0	0	0	0.0	0	0	W	41-28
10/02	at Packers	S	2	8	4.0	6	0	0	0	0.0	0	0	L	10-42
10/12	Lions	S	2	15	7.5	9	0	1	2	2.0	2	0	L	3-17
10/19	at Bills	P	2	9	4.5	5	1	1	3	3.0	3	0	L	16-17
10/26	at Buccaneers	S	6	86	14.3	28	0	1	10	10.0	10	0	W	19-13+
11/02	Redskins	S	1	9	9.0	9	0	0	0	0.0	0	0	W	29-26
11/16	at Bears	P	2	24	12.0	17	0	1	3	3.0	3	0	L	13-21
11/23	Packers	P	2	18	9.0	10	0	0	0	0.0	0	0	L	21-24
11/30	Panthers	P	0	0	0.0	0	0	0	0	0.0	0	0	W	31-13
12/07	Jets	P	0	0	0.0	0	0	1	6	6.0	6	0	W	30-24+
12/14	at Lions	P	2	16	8.0	9	0	0	0	0.0	0	0	L	14-16
12/21	at Dolphins	P	1	18	18.0	18	0	1	-2	-2.0	-2	0	L	35-37
12/28	Bears	P	0	0	0.0	0	0	0	0	0.0	0	0	W	13-9
2014 TOTALS			16-7	33	384	11.6	28	1	10	117	11.7	67T	1	7-9
+ - Overtime														

2013 GAME-BY-GAME REGULAR-SEASON STATISTICS (VIKINGS)

DATE	OPPONENT	P/S	RECEIVING					RUSHING					W/L/T	SCORE
			NO.	YDS.	AVG.	LG	TD	NO.	YDS.	AVG.	LG	TD		
09/08	at Lions	P	1	10	10.0	10	0	0	0	0.0	0	0	L	24-34
09/15	at Bears	P	2	14	7.0	14	0	0	0	0.0	0	0	L	30-31
09/22	Browns	P	2	49	24.5	37	0	1	0	0.0	0	0	L	27-31
09/29	Steelers	P	1	9	9.0	9	0	0	0	0.0	0	0	W	34-27
10/13	Panthers	P	2	3	1.5	5	0	0	0	0.0	0	0	L	10-35
10/21	at Giants	P	3	22	7.3	15	0	1	2	2.0	2	0	L	7-23
10/27	Packers	P	2	26	13.0	17	0	0	0	0.0	0	0	L	31-44
11/03	at Cowboys	P	3	13	4.3	5	0	0	0	0.0	0	0	L	23-27
11/07	Redskins	P	2	22	11.0	20	1	0	0	0.0	0	0	W	34-27
11/17	at Seahawks	S	3	28	9.3	15	0	0	0	0.0	0	0	L	20-41
11/24	at Packers	P	8	54	6.8	21	0	0	0	0.0	0	0	T	26-26+
12/01	Bears	S	1	4	4.0	4	0	2	27	13.5	33t	1	W	23-20+
12/08	at Ravens	S	5	141	28.2	79t	1	1	6	6.0	6	0	L	26-29
12/15	Eagles	S	5	35	7.0	11	1	2	15	7.5	12	0	W	48-30
12/22	at Bengals	S	3	8	2.7	11	0	3	54	18.0	35t	1	L	14-42
12/29	Lions	S	2	31	15.5	23	1	2	54	27.0	50t	1	W	14-13
2013 TOTALS			16-6	45	469	10.4	79T	4	12	158	13.2	50T	3	5-10-1
+ - Overtime														

2024 GAME-BY-GAME POSTSEASON STATISTICS (STEELERS)

DATE	OPPONENT	P/S	RECEIVING					RUSHING					W/L	SCORE
			NO.	YDS.	AVG.	LG	TD	NO.	YDS.	AVG.	LG	TD		
01/11	at Ravens	P	0	0	0.0	0	0	0	0	0.0	0	0	L	14-28
2024 TOTALS			1-0	0	0	0.0	0	0	0	0.0	0	0	0-1	

2020 GAME-BY-GAME POSTSEASON STATISTICS (BEARS)

DATE	OPPONENT	P/S	RECEIVING					RUSHING					W/L	SCORE
			NO.	YDS.	AVG.	LG	TD	NO.	YDS.	AVG.	LG	TD		
01/10	at Saints	P	0	0	0.0	0	0	1	2	2.0	2	0	L	9-21
2020 TOTALS			1-0	0	0	0.0	0	1	2	2.0	2	0	0-1	

2018 GAME-BY-GAME POSTSEASON STATISTICS (PATRIOTS)

DATE	OPPONENT	P/S	RECEIVING					RUSHING					W/L	SCORE
			NO.	YDS.	AVG.	LG	TD	NO.	YDS.	AVG.	LG	TD		
01/13	Chargers	P	0	0	0.0	0	0	1	3	3.0	3	0	W	41-28
01/20	at Chiefs	P	2	18	9.0	15	0	0	0	0.0	0	0	W	37-31+
02/03	at Rams	P	2	14	7.0	9	0	2	7	3.5	6	0	W	13-3
2018 TOTALS		3-0	4	32	8.0	15	0	3	10	3.3	6	0	3-0	
+ - Overtime														

2015 GAME-BY-GAME POSTSEASON STATISTICS (VIKINGS)

DATE	OPPONENT	P/S	RECEIVING					RUSHING					W/L	SCORE
			NO.	YDS.	AVG.	LG	TD	NO.	YDS.	AVG.	LG	TD		
01/10	Seahawks	P	0	0	0.0	0	0	0	0	0.0	0	0	L	9-10
2015 TOTALS		1-0	0	0	0.0	0	0	0	0	0.0	0	0	0-1	



GEORGE ^{WR}PICKENS

HEIGHT: 6-3
WEIGHT: 200
COLLEGE: Georgia
BORN: March 4, 2001

HOW ACQUIRED: D2 '22
NFL EXPERIENCE: 3rd year
BIRTHPLACE: Hoover, AL



GEORGE PICKENS' NFL REGULAR SEASON RUSHING/RECEIVING STATISTICS

DATE	TEAM	GP	GS	RECEIVING					RUSHING				
				NO.	YDS.	AVG.	LG	TD	NO.	YDS.	AVG.	LG	TD
2022	Steelers	17	12	52	801	15.4	42	4	3	24	8.0	22	1
2023	Steelers	17	16	63	1,140	18.1	86t	5	3	18	6.0	16	0
2024	Steelers	14	12	59	900	15.3	44	3	2	-6	-3.0	4	0
NFL TOTALS		48	40	174	2,841	16.3	86T	12	8	36	4.5	22	1

GEORGE PICKENS' NFL POSTSEASON RUSHING/RECEIVING STATISTICS

DATE	TEAM	GP	GS	RECEIVING					RUSHING				
				NO.	YDS.	AVG.	LG	TD	NO.	YDS.	AVG.	LG	TD
2023	Steelers	1	1	5	50	10.0	19	0	1	15	15.0	15	0
2024	Steelers	1	1	5	87	17.4	36t	1	0	0	0.0	0	0
NFL TOTALS		2	2	10	137	13.7	36T	1	1	15	15.0	15	0

GEORGE PICKENS' NFL REGULAR SEASON RETURN STATISTICS

DATE	TEAM	RET.	KICKOFF RETURNS					PUNT RETURNS				
			YDS.	AVG.	LG	TD	NO.	FC	YDS.	AVG.	LG	TD
2022	Steelers	0	0	0.0	0	0	0	0	0	0.0	0	0
2023	Steelers	1	7	7.0	7	0	0	0	0	0.0	0	0
2024	Steelers	0	0	0.0	0	0	0	0	0	0.0	0	0
NFL TOTALS		1	7	7.0	7	0	0	0	0	0.0	0	0

GEORGE PICKENS' NFL POSTSEASON RETURN STATISTICS

DATE	TEAM	RET.	KICKOFF RETURNS					PUNT RETURNS				
			YDS.	AVG.	LG	TD	NO.	FC	YDS.	AVG.	LG	TD
2023	Steelers	0	0	0.0	0	0	0	0	0	0.0	0	0
2024	Steelers	0	0	0.0	0	0	0	0	0	0.0	0	0
NFL TOTALS		0	0	0.0	0	0	0	0	0	0.0	0	0

SINGLE-GAME HIGHS: RUSHING/RECEIVING

Rush Attempts 2 vs. New Orleans Saints, Nov 13, 2022
1 at Baltimore Ravens, Jan 06, 2024
...3 more at 1.

Rushing Yards 23 vs. New Orleans Saints, Nov 13, 2022
16 vs. Baltimore Ravens, Oct 08, 2023

Longest Runs 22 vs. New Orleans Saints, Nov 13, 2022
16 vs. Baltimore Ravens, Oct 08, 2023

Rushing TDs 1 vs. New Orleans Saints, Nov 13, 2022

Receptions 8 vs. Baltimore Ravens, Nov 17, 2024
7 at Indianapolis Colts, Sep 29, 2024
...1 more at 7.

Receiving Yards 195 vs. Cincinnati Bengals, Dec 23, 2023
131 at Seattle Seahawks, Dec 31, 2023

Receiving Average 48.8 vs. Cincinnati Bengals, Dec 23, 2023
31.8 vs. Cleveland Browns, Sep 18, 2023

Longest Receptions 86t vs. Cincinnati Bengals, Dec 23, 2023
71t vs. Cleveland Browns, Sep 18, 2023

Receiving TDs 2 vs. Cincinnati Bengals, Dec 23, 2023
1 at Cincinnati Bengals, Dec 01, 2024
...9 more at 1.

All-Purpose Yards 195 vs. Cincinnati Bengals, Dec 23, 2023
146 vs. Baltimore Ravens, Oct 08, 2023

Kickoff Returns 1 at Cincinnati Bengals, Nov 26, 2023

Kickoff Return Yards 7 at Cincinnati Bengals, Nov 26, 2023

Longest Kickoff Return 7 at Cincinnati Bengals, Nov 26, 2023

Most TDs 2 vs. Cincinnati Bengals, Dec 23, 2023
1 at Cincinnati Bengals, Dec 01, 2024
...10 more at 1.

Miscellaneous Tackles 1 vs. New England Patriots, Sep 18, 2022

SINGLE-GAME HIGHS - POSTSEASON: RUSHING/RECEIVING

Rush Attempts	1 at Buffalo Bills, Jan 15, 2024	Receiving Average	17.4 at Baltimore Ravens, Jan 11, 2025
Rushing Yards	15 at Buffalo Bills, Jan 15, 2024		10.0 at Buffalo Bills, Jan 15, 2024
Longest Runs	15 at Buffalo Bills, Jan 15, 2024	Longest Receptions	36† at Baltimore Ravens, Jan 11, 2025
Receptions	5 at Baltimore Ravens, Jan 11, 2025		26 at Baltimore Ravens, Jan 11, 2025
	5 at Buffalo Bills, Jan 15, 2024		19 at Buffalo Bills, Jan 15, 2024
Receiving Yards	87 at Baltimore Ravens, Jan 11, 2025		13 at Buffalo Bills, Jan 15, 2024
	50 at Buffalo Bills, Jan 15, 2024	Receiving TDs	11 at Baltimore Ravens, Jan 11, 2025
			1 at Baltimore Ravens, Jan 11, 2025
		All-Purpose Yards	87 at Baltimore Ravens, Jan 11, 2025
			65 at Buffalo Bills, Jan 15, 2024
		Most TDs	1 at Baltimore Ravens, Jan 11, 2025

100-YARD RECEIVING GAMES (8): REGULAR SEASON

DATE	TEAM	NO.	YDS.	AVG.	LG	TD
10/02/22	JETS	6	102	17.0	27	0
09/18/23	BROWNS	4	127	31.8	71†	1
10/08/23	RAVENS	6	130	21.7	41†	1
10/22/23	at Rams	5	107	21.4	31	0
12/23/23	BENGALS	4	195	48.8	86†	2
12/31/23	at Seahawks	7	131	18.7	37	0
09/29/24	at Colts	7	113	16.1	38	0
10/20/24	JETS	5	111	22.2	44	1

2024 GAME-BY-GAME REGULAR-SEASON STATISTICS (STEELERS)

DATE	OPPONENT	P/S	RECEIVING					RUSHING					W/L	SCORE
			NO.	YDS.	AVG.	LG	TD	NO.	YDS.	AVG.	LG	TD		
09/08	at Falcons	S	6	85	14.2	40	0	1	-10	-10.0	-10	0	W	18-10
09/15	at Broncos	S	2	29	14.5	16	0	0	0	0.0	0	0	W	13-6
09/22	Chargers	S	5	57	11.4	27	0	0	0	0.0	0	0	W	20-10
09/29	at Colts	S	7	113	16.1	38	0	0	0	0.0	0	0	L	24-27
10/06	Cowboys	S	3	26	8.7	21	0	0	0	0.0	0	0	L	17-20
10/13	at Raiders	S	3	53	17.7	31	0	0	0	0.0	0	0	W	32-13
10/20	Jets	P	5	111	22.2	44	1	0	0	0.0	0	0	W	37-15
10/28	Giants	S	4	74	18.5	43	0	0	0	0.0	0	0	W	26-18
11/10	at Commanders	S	5	91	18.2	34	1	1	4	4.0	4	0	W	28-27
11/17	Ravens	S	8	89	11.1	37	0	0	0	0.0	0	0	W	18-16
11/21	at Browns	P	4	48	12.0	31	0	0	0	0.0	0	0	L	19-24
12/01	at Bengals	S	3	74	24.7	36	1	0	0	0.0	0	0	W	44-38
12/08	Browns							ON INACTIVE LIST					W	27-14
12/15	at Eagles							INACTIVE					L	13-27
12/21	at Ravens							INACTIVE					L	17-34
12/25	Chiefs	S	3	50	16.7	41	0	0	0	0.0	0	0	L	10-29
01/04	Bengals	S	1	0	0.0	0	0	0	0	0.0	0	0	L	17-19
2024 TOTALS			14-12	59	900	15.3	44	3	2	-6	-3.0	4	0	10-7

2023 GAME-BY-GAME REGULAR-SEASON STATISTICS (STEELERS)

DATE	OPPONENT	P/S	RECEIVING					RUSHING					W/L	SCORE
			NO.	YDS.	AVG.	LG	TD	NO.	YDS.	AVG.	LG	TD		
09/10	49ers	S	5	36	7.2	9	0	0	0	0.0	0	0	L	7-30
09/18	Browns	S	4	127	31.8	71†	1	0	0	0.0	0	0	W	26-22
09/24	at Raiders	S	4	75	18.8	32	0	0	0	0.0	0	0	W	23-18
10/01	at Texans	S	3	25	8.3	17	0	0	0	0.0	0	0	L	6-30
10/08	Ravens	S	6	130	21.7	41†	1	1	16	16.0	16	0	W	17-10
10/22	at Rams	S	5	107	21.4	31	0	0	0	0.0	0	0	W	24-17
10/29	Jaguars	S	1	22	22.0	22†	1	0	0	0.0	0	0	L	10-20
11/02	Titans	S	2	-1	-0.5	2	0	0	0	0.0	0	0	W	20-16
11/12	Packers	S	3	45	15.0	28	0	0	0	0.0	0	0	W	23-19
11/19	at Browns	S	4	38	9.5	14	0	1	-1	-1.0	-1	0	L	10-13
11/26	at Bengals	S	3	58	19.3	43	0	0	0	0.0	0	0	W	16-10
12/03	Cardinals	S	4	86	21.5	38	0	0	0	0.0	0	0	L	10-24
12/07	Patriots	S	5	19	3.8	7	0	0	0	0.0	0	0	L	18-21
12/16	at Colts	S	3	47	15.7	17	0	0	0	0.0	0	0	L	13-30
12/23	Bengals	S	4	195	48.8	86†	2	0	0	0.0	0	0	W	34-11
12/31	at Seahawks	P	7	131	18.7	37	0	0	0	0.0	0	0	W	30-23
01/06	at Ravens	S	0	0	0.0	0	0	1	3	3.0	3	0	W	17-10
2023 TOTALS			17-16	63	1,140	18.1	86†	5	3	18	6.0	16	0	10-7

2022 GAME-BY-GAME REGULAR-SEASON STATISTICS (STEELERS)

			RECEIVING					RUSHING					W/L	SCORE
DATE	OPPONENT	P/S	NO.	YDS.	AVG.	LG	TD	NO.	YDS.	AVG.	LG	TD		
09/11	at Bengals	S	1	3	3.0	3	0	0	0	0.0	0	0	W	23-20+
09/18	Patriots	P	1	23	23.0	23	0	0	0	0.0	0	0	L	14-17
09/22	at Browns	P	3	39	13.0	36	0	0	0	0.0	0	0	L	17-29
10/02	Jets	S	6	102	17.0	27	0	0	0	0.0	0	0	L	20-24
10/09	at Bills	P	6	83	13.8	29	0	0	0	0.0	0	0	L	3-38
10/16	Buccaneers	S	3	27	9.0	14	0	1	1	1.0	1	0	W	20-18
10/23	at Dolphins	P	6	61	10.2	30	1	0	0	0.0	0	0	L	10-16
10/30	at Eagles	S	0	0	0.0	0	0	0	0	0.0	0	0	L	13-35
11/13	Saints	S	3	32	10.7	14	0	2	23	11.5	22	1	W	20-10
11/20	Bengals	S	4	83	20.8	33	1	0	0	0.0	0	0	L	30-37
11/28	at Colts	P	3	57	19.0	35	0	0	0	0.0	0	0	W	24-17
12/04	at Falcons	S	1	2	2.0	2	0	0	0	0.0	0	0	W	19-16
12/11	Ravens	S	3	78	26.0	42	0	0	0	0.0	0	0	L	14-16
12/18	at Panthers	S	2	53	26.5	38	0	0	0	0.0	0	0	W	24-16
12/24	Raiders	S	5	57	11.4	25	1	0	0	0.0	0	0	W	13-10
01/01	at Ravens	S	2	29	14.5	15	0	0	0	0.0	0	0	W	16-13
01/08	Browns	S	3	72	24.0	31t	1	0	0	0.0	0	0	W	28-14
2022 TOTALS		17-12	52	801	15.4	42	4	3	24	8.0	22	1	9-8	
+ - Overtime														

2024 GAME-BY-GAME POSTSEASON STATISTICS (STEELERS)

			RECEIVING					RUSHING					W/L	SCORE
DATE	OPPONENT	P/S	NO.	YDS.	AVG.	LG	TD	NO.	YDS.	AVG.	LG	TD		
01/11	at Ravens	S	5	87	17.4	36t	1	0	0	0.0	0	0	L	14-28
2024 TOTALS		1-1	5	87	17.4	36T	1	0	0	0.0	0	0	0-1	

2023 GAME-BY-GAME POSTSEASON STATISTICS (STEELERS)

			RECEIVING					RUSHING					W/L	SCORE
DATE	OPPONENT	P/S	NO.	YDS.	AVG.	LG	TD	NO.	YDS.	AVG.	LG	TD		
01/15	at Bills	S	5	50	10.0	19	0	1	15	15.0	15	0	L	17-31
2023 TOTALS		1-1	5	50	10.0	19	0	1	15	15.0	15	0	0-1	



JAMES ^{CB}
PIERRE

HEIGHT: 6-2
WEIGHT: 185
COLLEGE: Florida Atlantic
BORN: September 16, 1996

HOW ACQUIRED: FA '24
NFL EXPERIENCE: 7th year
BIRTHPLACE: Deerfield Beach, FL



JAMES PIERRE'S NFL REGULAR SEASON DEFENSIVE STATISTICS

DATE	TEAM	GP	GS	TK	S	A	TACKLES				INTERCEPTIONS							O. FUMB			ST				MISC						
							TFL	YDS	SK	YDS	QBH	NO	YDS	LG	TD	PD	FF	FR	TD	YDS	TK	S	A	FF	FR	S	A	FF	FR	S	A
2020	Steelers	16	0	1	1	0	1	1	0.0	0.0	0	0	0	0	0	0	0	0	0	9	6	3	0	0	0	0	0	0	0	0	
2021	Steelers	17	4	37	34	3	0	0	0.0	0.0	0	1	0	0	0	4	1	0	0	10	3	7	2	0	0	0	0	0	0	0	
2022	Steelers	17	2	20	16	4	0	0	0.0	0.0	0	1	0	0	0	4	0	0	0	9	5	4	0	1	0	0	0	0	0	0	
2023	Steelers	16	0	1	1	0	0	0	0.0	0.0	0	0	0	0	0	0	0	0	7	5	2	0	0	0	0	0	0	0	0	0	
2024	Commanders	0	0	0	0	0	0	0	0.0	0.0	0	0	0	0	0	0	0	0	0	0	0	0	0	0	0	0	0	0	0	0	
Went from Washington to Pittsburgh.																															
2024	Steelers	15	2	12	8	4	0	0	0.0	0.0	0	1	18	18	0	3	0	0	0	11	9	2	2	0	0	0	0	0	0	0	0
2024	TOTAL	15	2	12	8	4	0	0	0.0	0.0	0	1	18	18	0	3	0	0	0	11	9	2	2	0	0	0	0	0	0	0	0
NFL TOTALS		81	8	71	60	11	1	1	0.0	0.0	0	3	18	18	0	11	1	0	0	46	28	18	4	1	0	0	0	0	0	0	0

JAMES PIERRE'S NFL POSTSEASON DEFENSIVE STATISTICS

DATE	TEAM	GP	GS	TACKLES							QBH	INTERCEPTIONS					O. FUMB					ST				MISC			
				TK	S	A	TFL	YDS	SK	YDS		NO	YDS	LG	TD	PD	FF	FR	TD	YDS	TK	S	A	FF	FR	S	A	FF	FR
2020	Steelers	1	0	0	0	0	0	0	0.0	0.0	0	0	0	0	1	0	0	0	0	2	2	0	0	0	0	0	0	0	
2021	Steelers	0	0	0	0	0	0	0	0.0	0.0	0	0	0	0	0	0	0	0	0	0	0	0	0	0	0	0	0		
2023	Steelers	1	0	0	0	0	0	0	0.0	0.0	0	0	0	0	0	0	0	0	0	0	0	0	0	0	0	0	0		
2024	Steelers	1	0	0	0	0	0	0	0.0	0.0	0	0	0	0	0	0	0	0	0	0	0	0	0	0	0	0	0		
NFL TOTALS		3	0	0	0	0	0	0	0.0	0.0	0	0	0	0	1	0	0	0	0	2	2	0	0	0	0	0	0	0	

SINGLE-GAME HIGHS: DEFENSIVE

- Total Tackles

6 vs. Denver Broncos, Oct 10, 2021

6 vs. Las Vegas Raiders, Sep 19, 2021

...1 more at 6.
- Solo Tackles

6 vs. Denver Broncos, Oct 10, 2021

6 vs. Las Vegas Raiders, Sep 19, 2021

...1 more at 6.
- Passes Defensed

2 vs. Denver Broncos, Oct 10, 2021

1 vs. Cleveland Browns, Dec 08, 2024

...7 more at 1.
- Forced Fumbles

1 vs. Seattle Seahawks, Oct 17, 2021
- Tackles For Loss

1 at Jacksonville Jaguars, Nov 22, 2020
- Interceptions

1 vs. Cleveland Browns, Dec 08, 2024

1 at Indianapolis Colts, Nov 28, 2022

...1 more at 1.
- Special Teams Tackles

3 vs. Green Bay Packers, Nov 12, 2023

2 vs. New York Giants, Oct 28, 2024

...6 more at 2.
- Special Teams Forced Fumbles

1 vs. Tennessee Titans, Dec 19, 2021

1 vs. Chicago Bears, Nov 08, 2021

SINGLE-GAME HIGHS - POSTSEASON: DEFENSIVE

- Passes Defensed

1 vs. Cleveland Browns, Jan 10, 2021
- Special Teams Tackles

2 vs. Cleveland Browns, Jan 10, 2021

2024 GAME-BY-GAME REGULAR-SEASON STATISTICS (COMMANDERS/STEELERS)

DATE	OPPONENT	P/S	TACKLES							INTERCEPTIONS							O. FUMB			ST			MISC			W/L	SCORE					
			TK	S	A	SK	YDS	TFL	YDS	QBH	NO	YDS	LG	TD	PD	FF	FR	TD	YDS	TK	S	A	FF	FR	S			A				
09/08	at Buccaneers		DID NOT PLAY																												L	20-37
Went from Commanders to Steelers.																																
PRACTICE SQUAD																																
09/22	Chargers																														W	20-10
09/29	at Colts	P	0	0	0	0.0	0.0	0	0	0	0	0	0	0	0	0	0	0	0	0	0	0	0	0	0	0	0	0	L	24-27		
10/06	Cowboys	P	0	0	0	0.0	0.0	0	0	0	0	0	0	0	0	0	0	0	0	0	0	0	0	0	0	0	0	0	L	17-20		
10/13	at Raiders	P	0	0	0	0.0	0.0	0	0	0	0	0	0	0	0	0	0	0	0	0	0	0	0	0	0	0	0	0	W	32-13		
10/20	Jets	P	3	3	0	0.0	0.0	0	0	0	0	0	0	0	0	0	0	0	2	2	0	1	0	0	0	0	0	0	W	37-15		
10/28	Giants	P	0	0	0	0.0	0.0	0	0	0	0	0	0	0	0	0	0	0	2	1	1	0	0	0	0	0	0	0	W	26-18		
11/10	at Commanders	P	1	1	0	0.0	0.0	0	0	0	0	0	0	1	0	0	0	0	1	1	0	0	0	0	0	0	0	0	W	28-27		
11/17	Ravens	P	0	0	0	0.0	0.0	0	0	0	0	0	0	0	0	0	0	0	1	1	0	0	0	0	0	0	0	0	W	18-16		
11/21	at Browns	P	0	0	0	0.0	0.0	0	0	0	0	0	0	0	0	0	0	0	0	0	0	0	0	0	0	0	0	0	L	19-24		
12/01	at Bengals	P	0	0	0	0.0	0.0	0	0	0	0	0	0	0	0	0	0	0	1	1	0	0	0	0	0	0	0	0	W	44-38		
12/08	Browns	P	1	0	1	0.0	0.0	0	0	0	1	18	18	0	1	0	0	0	0	1	1	0	0	0	0	0	0	0	W	27-14		
12/15	at Eagles	P	4	3	1	0.0	0.0	0	0	0	0	0	0	0	0	0	0	0	0	1	0	1	0	0	0	0	0	0	L	13-27		
12/21	at Ravens	S	3	1	2	0.0	0.0	0	0	0	0	0	0	0	0	0	0	0	0	1	0	1	0	0	0	0	0	0	L	17-34		
12/25	Chiefs	S	0	0	0	0.0	0.0	0	0	0	0	0	0	1	0	0	0	0	0	1	0	0	0	0	0	0	0	0	L	10-29		
01/04	Bengals	P	0	0	0	0.0	0.0	0	0	0	0	0	0	0	0	0	0	0	0	0	0	0	0	0	0	0	0	0	L	17-19		
2024 TOTALS		14-2	12	8	4	0.0	0.0	0	0	0	1	18	18	0	3	0	0	0	0	11	9	2	2	0	0	0	0	0	8-8			

2023 GAME-BY-GAME REGULAR-SEASON STATISTICS (STEELERS)

DATE	OPPONENT	P/S	TACKLES							INTERCEPTIONS					O. FUMB				ST					MISC		W/L	SCORE
			TK	S	A	SK	YDS	TFL	YDS	QBH	NO	YDS	LG	TD	PD	FF	FR	TD	YDS	TK	S	A	FF	FR	S	A	
09/10	49ers	P	0	0	0	0.0	0.0	0	0	0	0	0	0	0	0	0	0	0	0	0	0	0	0	0	0	L	7-30
09/18	Browns	P	0	0	0	0.0	0.0	0	0	0	0	0	0	0	0	0	0	0	0	0	0	0	0	0	0	W	26-22
09/24	at Raiders	P	0	0	0	0.0	0.0	0	0	0	0	0	0	0	0	0	0	0	0	0	0	0	0	0	0	W	23-18
10/01	at Texans	P	0	0	0	0.0	0.0	0	0	0	0	0	0	0	0	0	0	0	0	0	0	0	0	0	0	L	6-30
10/08	Ravens	P	0	0	0	0.0	0.0	0	0	0	0	0	0	0	0	0	0	0	0	1	0	1	0	0	0	W	17-10
10/22	at Rams	P	0	0	0	0.0	0.0	0	0	0	0	0	0	0	0	0	0	0	0	0	0	0	0	0	0	W	24-17
10/29	Jaguars	P	0	0	0	0.0	0.0	0	0	0	0	0	0	0	0	0	0	0	0	1	1	0	0	0	0	L	10-20
11/02	Titans	P	0	0	0	0.0	0.0	0	0	0	0	0	0	0	0	0	0	0	0	0	0	0	0	0	0	W	20-16
11/12	Packers	P	0	0	0	0.0	0.0	0	0	0	0	0	0	0	0	0	0	0	0	3	3	0	0	0	0	W	23-19
11/19	at Browns	P	0	0	0	0.0	0.0	0	0	0	0	0	0	0	0	0	0	0	0	0	0	0	0	0	0	L	10-13
11/26	at Bengals	P	0	0	0	0.0	0.0	0	0	0	0	0	0	0	0	0	0	0	0	0	0	0	0	0	0	W	16-10
12/03	Cardinals	P	0	0	0	0.0	0.0	0	0	0	0	0	0	0	0	0	0	0	0	2	1	1	0	0	0	L	10-24
12/07	Patriots										INACTIVE															L	18-21
12/16	at Colts	P	1	1	0	0.0	0.0	0	0	0	0	0	0	0	0	0	0	0	0	0	0	0	0	0	0	L	13-30
12/23	Bengals	P	0	0	0	0.0	0.0	0	0	0	0	0	0	0	0	0	0	0	0	0	0	0	0	0	0	W	34-11
12/31	at Seahawks	P	0	0	0	0.0	0.0	0	0	0	0	0	0	0	0	0	0	0	0	0	0	0	0	0	0	W	30-23
01/06	at Ravens	P	0	0	0	0.0	0.0	0	0	0	0	0	0	0	0	0	0	0	0	0	0	0	0	0	0	W	17-10
2023 TOTALS		16-0	1	1	0	0.0	0.0	0	0	0	0	0	0	0	0	0	0	0	0	7	5	2	0	0	0	0	10-7

2022 GAME-BY-GAME REGULAR-SEASON STATISTICS (STEELERS)

DATE	OPPONENT	P/S	TACKLES							INTERCEPTIONS					O. FUMB				ST					MISC		W/L	SCORE
			TK	S	A	SK	YDS	TFL	YDS	QBH	NO	YDS	LG	TD	PD	FF	FR	TD	YDS	TK	S	A	FF	FR	S	A	
09/11	at Bengals	P	0	0	0	0.0	0.0	0	0	0	0	0	0	0	0	0	0	0	0	0	0	0	0	0	0	W	23-20+
09/18	Patriots	P	0	0	0	0.0	0.0	0	0	0	0	0	0	0	0	0	0	0	0	1	1	0	0	0	0	L	14-17
09/22	at Browns	P	0	0	0	0.0	0.0	0	0	0	0	0	0	0	0	0	0	0	0	2	2	0	0	0	0	L	17-29
10/02	Jets	P	0	0	0	0.0	0.0	0	0	0	0	0	0	0	0	0	0	0	0	0	0	0	0	1	0	L	20-24
10/09	at Bills	P	5	5	0	0.0	0.0	0	0	0	0	0	0	0	1	0	0	0	0	0	0	0	0	0	0	L	3-38
10/16	Buccaneers	S	3	2	1	0.0	0.0	0	0	0	0	0	0	0	0	0	0	0	0	0	0	0	0	0	0	W	20-18
10/23	at Dolphins	S	3	3	0	0.0	0.0	0	0	0	0	0	0	0	0	0	0	0	0	0	0	0	0	0	0	L	10-16
10/30	at Eagles	P	2	2	0	0.0	0.0	0	0	0	0	0	0	0	1	0	0	0	0	0	0	0	0	0	0	L	13-35
11/13	Saints	P	0	0	0	0.0	0.0	0	0	0	0	0	0	0	0	0	0	0	0	1	0	1	0	0	0	W	20-10
11/20	Bengals	P	0	0	0	0.0	0.0	0	0	0	0	0	0	0	0	0	0	0	0	1	1	0	0	0	0	L	30-37
11/28	at Colts	P	0	0	0	0.0	0.0	0	0	0	1	0	0	0	1	0	0	0	0	0	0	0	0	0	0	W	24-17
12/04	at Falcons	P	1	1	0	0.0	0.0	0	0	0	0	0	0	0	0	0	0	0	0	0	0	0	0	0	0	W	19-16
12/11	Ravens	P	2	1	1	0.0	0.0	0	0	0	0	0	0	0	0	0	0	0	0	0	0	0	0	0	0	L	14-16
12/18	at Panthers	P	2	1	1	0.0	0.0	0	0	0	0	0	0	0	0	0	0	0	0	1	0	1	0	0	0	W	24-16
12/24	Raiders	P	0	0	0	0.0	0.0	0	0	0	0	0	0	0	0	0	0	0	0	0	0	0	0	0	0	W	13-10
01/01	at Ravens	P	0	0	0	0.0	0.0	0	0	0	0	0	0	0	0	0	0	0	0	1	0	1	0	0	0	W	16-13
01/08	Browns	P	2	1	1	0.0	0.0	0	0	0	0	0	0	0	1	0	0	0	0	2	1	1	0	0	0	W	28-14
2022 TOTALS		17-2	20	16	4	0.0	0.0	0	0	0	1	0	0	0	4	0	0	0	0	9	5	4	0	1	0	0	9-8

+ - Overtime

2021 GAME-BY-GAME REGULAR-SEASON STATISTICS (STEELERS)

DATE	OPPONENT	P/S	TACKLES							INTERCEPTIONS					O. FUMB				ST					MISC		W/L	SCORE
			TK	S	A	SK	YDS	TFL	YDS	QBH	NO	YDS	LG	TD	PD	FF	FR	TD	YDS	TK	S	A	FF	FR	S	A	
09/12	at Bills	P	6	6	0	0.0	0.0	0	0	0	0	0	0	0	1	0	0	0	0	1	0	1	0	0	0	W	23-16
09/19	Raiders	S	6	6	0	0.0	0.0	0	0	0	0	0	0	0	0	0	0	0	0	1	0	1	0	0	0	L	17-26
09/26	Bengals	P	0	0	0	0.0	0.0	0	0	0	0	0	0	0	1	0	0	0	0	1	1	0	0	0	0	L	10-24
10/03	at Packers	P	1	1	0	0.0	0.0	0	0	0	0	0	0	0	0	0	0	0	0	0	0	0	0	0	0	L	17-27
10/10	Broncos	S	6	6	0	0.0	0.0	0	0	0	1	0	0	0	2	0	0	0	0	0	0	0	0	0	0	W	27-19
10/17	Seahawks	P	3	2	1	0.0	0.0	0	0	0	0	0	0	0	0	1	0	0	0	1	0	1	0	0	0	W	23-20+
10/31	at Browns	P	0	0	0	0.0	0.0	0	0	0	0	0	0	0	0	0	0	0	0	0	0	0	0	0	0	W	15-10
11/08	Bears	P	1	1	0	0.0	0.0	0	0	0	0	0	0	0	0	0	0	0	0	1	1	0	1	0	0	W	29-27
11/14	Lions	P	5	4	1	0.0	0.0	0	0	0	0	0	0	0	0	0	0	0	0	2	0	2	0	0	0	T	16-16
11/21	at Chargers	S	5	5	0	0.0	0.0	0	0	0	0	0	0	0	0	0	0	0	0	0	0	0	0	0	0	L	37-41
11/28	at Bengals	S	4	3	1	0.0	0.0	0	0	0	0	0	0	0	0	0	0	0	0	0	0	0	0	0	0	L	10-41
12/05	Ravens	P	0	0	0	0.0	0.0	0	0	0	0	0	0	0	0	0	0	0	0	1	0	1	0	0	0	W	20-19
12/09	at Vikings	P	0	0	0	0.0	0.0	0	0	0	0	0	0	0	0	0	0	0	0	0	0	0	0	0	0	L	28-36
12/19	Titans	P	0	0	0	0.0	0.0	0	0	0	0	0	0	0	0	0	0	0	0	1	1	0	1	0	0	W	19-13
12/26	at Chiefs	P	0	0	0	0.0	0.0	0	0	0	0	0	0	0	0	0	0	0	0	0	0	0	0	0	0	L	10-36
01/03	Browns	P	0	0	0	0.0	0.0	0	0	0	0	0	0	0	0	0	0	0	0	0	0	0	0	0	0	W	26-14
01/09	at Ravens	P	0	0	0	0.0	0.0	0	0	0	0	0	0	0	0	0	0	0	0	1	0	1	0	0	0	W	16-13+
2021 TOTALS		17-4	37	34	3	0.0	0.0	0	0	0	1	0	0	0	4	1	0	0	0	10	3	7	2	0	0	0	9-7-1

+ - Overtime

2020 GAME-BY-GAME REGULAR-SEASON STATISTICS (STEELERS)

DATE	OPPONENT	P/S	TACKLES							INTERCEPTIONS					O. FUMB			ST			MISC		W/L	SCORE			
			TK	S	A	SK	YDS	TFL	YDS	QBH	NO	YDS	LG	TD	PD	FF	FR	TD	YDS	TK	S	A			FF	FR	S
09/14	at Giants	P	0	0	0	0.0	0.0	0	0	0	0	0	0	0	0	0	0	0	0	0	0	0	0	0	0	W	26-16
09/20	Broncos	P	0	0	0	0.0	0.0	0	0	0	0	0	0	0	0	0	0	0	0	0	0	0	0	0	0	W	26-21
09/27	Texans	P	0	0	0	0.0	0.0	0	0	0	0	0	0	0	0	0	0	0	0	0	0	0	0	0	0	W	28-21
10/11	Eagles	P	0	0	0	0.0	0.0	0	0	0	0	0	0	0	0	0	0	0	1	1	0	0	0	0	0	W	38-29
10/18	Browns	P	0	0	0	0.0	0.0	0	0	0	0	0	0	0	0	0	0	0	1	1	0	0	0	0	0	W	38-7
10/25	at Titans	P	0	0	0	0.0	0.0	0	0	0	0	0	0	0	0	0	0	0	2	2	0	0	0	0	0	W	27-24
11/01	at Ravens	P	0	0	0	0.0	0.0	0	0	0	0	0	0	0	0	0	0	0	0	0	0	0	0	0	0	W	28-24
11/08	at Cowboys	P	0	0	0	0.0	0.0	0	0	0	0	0	0	0	0	0	0	0	1	1	0	0	0	0	0	W	24-19
11/15	Bengals	P	0	0	0	0.0	0.0	0	0	0	0	0	0	0	0	0	0	0	0	0	0	0	0	0	0	W	36-10
11/22	at Jaguars	P	1	1	0	0.0	0.0	1	1	0	0	0	0	0	0	0	0	0	1	1	0	0	0	0	0	W	27-3
12/02	Ravens	P	0	0	0	0.0	0.0	0	0	0	0	0	0	0	0	0	0	0	1	0	1	0	0	0	0	W	19-14
12/07	Football Team	P	0	0	0	0.0	0.0	0	0	0	0	0	0	0	0	0	0	0	0	0	0	0	0	0	0	L	17-23
12/13	at Bills	P	0	0	0	0.0	0.0	0	0	0	0	0	0	0	0	0	0	0	0	0	0	0	0	0	0	L	15-26
12/21	at Bengals	P	0	0	0	0.0	0.0	0	0	0	0	0	0	0	0	0	0	0	0	0	0	0	0	0	0	L	17-27
12/27	Colts	P	0	0	0	0.0	0.0	0	0	0	0	0	0	0	0	0	0	0	1	0	1	0	0	0	0	W	28-24
01/03	at Browns	P	0	0	0	0.0	0.0	0	0	0	0	0	0	0	0	0	0	0	1	0	1	0	0	0	0	L	22-24
2020 TOTALS		16-0	1	1	0	0.0	0.0	1	1	0	0	0	0	0	0	0	0	0	9	6	3	0	0	0	0	12-4	

2024 GAME-BY-GAME POSTSEASON STATISTICS (STEELERS)

DATE	OPPONENT	P/S	TACKLES							INTERCEPTIONS					O. FUMB			ST			MISC		W/L	SCORE			
			TK	S	A	SK	YDS	TFL	YDS	QBH	NO	YDS	LG	TD	PD	FF	FR	TD	YDS	TK	S	A			FF	FR	S
01/11	at Ravens	P	0	0	0	0.0	0.0	0	0	0	0	0	0	0	0	0	0	0	0	0	0	0	0	0	0	L	14-28
2024 TOTALS			1-0	0	0	0	0.0	0.0	0	0	0	0	0	0	0	0	0	0	0	0	0	0	0	0	0	0-1	

2023 GAME-BY-GAME POSTSEASON STATISTICS (STEELERS)

DATE	OPPONENT	P/S	TACKLES							INTERCEPTIONS				O. FUMB				ST				MISC		W/L	SCORE
			TK	S	A	SK	YDS	TFL	YDS	QBH	NO	YDS	LG	TD	PD	FF	FR	TD	YDS	TK	S	A	FF		
01/15	at Bills	P	0	0	0	0.0	0.0	0	0	0	0	0	0	0	0	0	0	0	0	0	0	0	0	0	0
2023 TOTALS			1-0	0	0	0.0	0.0	0	0	0	0	0	0	0	0	0	0	0	0	0	0	0	0	0	0-1



JOEY ^{CB}
PORTER JR.

HEIGHT: 6-2
WEIGHT: 193
COLLEGE: Penn State
BORN: July 26, 2000

HOW ACQUIRED: D2a '23
NFL EXPERIENCE: 2nd year
BIRTHPLACE: Bakersfield, CA



JOEY PORTER JR.'S NFL REGULAR SEASON DEFENSIVE STATISTICS

DATE	TEAM	GP	GS	TK	S	TACKLES					QBH	INTERCEPTIONS					O. FUMB			ST			MISC	
						A	TFL	YDS	SK	YDS		NO	YDS	LG	TD	PD	FF	FR	TD	YDS	TK	S	A	FF
2023	Steelers	17	11	42	32	10	1	5	0.0	0.0	0	1	0	0	0	10	0	0	0	1	0	1	0	0
2024	Steelers	16	16	70	53	17	2	4	0.0	0.0	0	1	16	16	0	7	0	0	0	0	0	0	0	0
NFL TOTALS		33	27	112	85	27	3	9	0.0	0.0	0	2	16	16	0	17	0	0	0	1	0	1	0	0

JOEY PORTER JR.'S NFL POSTSEASON DEFENSIVE STATISTICS

				TACKLES								INTERCEPTIONS					O. FUMB				ST				MISC		
DATE	TEAM	GP	GS	TK	S	A	TFL	YDS	SK	YDS	QBH	NO	YDS	LG	TD	PD	FF	FR	TD	YDS	TK	S	A	FF	FR	S	A
2023	Steelers	1	1	2	2	0	0	0	0.0	0.0	0	0	0	0	0	0	0	0	0	0	0	0	0	0	0	0	0
2024	Steelers	1	1	6	6	0	0	0	0.0	0.0	0	0	0	0	0	1	0	0	0	0	0	0	0	0	0	0	0
NFL TOTALS		2	2	8	8	0	0	0	0.0	0.0	0	0	0	0	0	1	0	0	0	0	0	0	0	0	0	0	0

SINGLE-GAME HIGHS: DEFENSIVE

Total Tackles	9 vs. New York Giants, Oct 28, 2024 6 vs. Cincinnati Bengals, Jan 04, 2025 ...3 more at 6.	Tackles For Loss	1 vs. New York Jets, Oct 20, 2024 1 vs. Los Angeles Chargers, Sep 22, 2024 ...1 more at 1.
Solo Tackles	6 vs. Cincinnati Bengals, Jan 04, 2025 5 at Philadelphia Eagles, Dec 15, 2024 ...5 more at 5.	Interceptions	1 vs. Baltimore Ravens, Oct 08, 2023
Passes Defensed	2 vs. Baltimore Ravens, Nov 17, 2024 1 vs. Cincinnati Bengals, Jan 04, 2025 ...14 more at 1.	Interception Return Yards	16 vs. Dallas Cowboys, Oct 06, 2024

SINGLE-GAME HIGHS - POSTSEASON: DEFENSIVE

Total Tackles	6 at Baltimore Ravens, Jan 11, 2025 2 at Buffalo Bills, Jan 15, 2024	Passes Defensed	1 at Baltimore Ravens, Jan 11, 2025
Solo Tackles	6 at Baltimore Ravens, Jan 11, 2025 2 at Buffalo Bills, Jan 15, 2024		

2024 GAME-BY-GAME REGULAR-SEASON STATISTICS (STEELERS)

DATE	OPPONENT	P/S	TACKLES							INTERCEPTIONS					O. FUMB			ST			MISC		W/L	SCORE	
			TK	S	A	SK	TFL	YDS	QBH	NO	YDS	LG	TD	PD	FF	FR	TD	YDS	TK	S	A	FF			S
09/08	at Falcons	S	3	2	1	0.0	0.0	0	0	0	0	0	0	0	0	0	0	0	0	0	0	0	0	W	18-10
09/15	at Broncos	S	2	1	1	0.0	0.0	0	0	0	0	0	1	0	0	0	0	0	0	0	0	0	0	W	13-6
09/22	Chargers	S	4	3	1	0.0	0.0	1	3	0	0	0	0	0	0	0	0	0	0	0	0	0	0	W	20-10
09/29	at Colts	S	4	3	1	0.0	0.0	0	0	0	0	0	1	0	0	0	0	0	0	0	0	0	0	L	24-27
10/06	Cowboys	S	4	3	1	0.0	0.0	0	0	0	1	16	16	0	1	0	0	0	0	0	0	0	0	L	17-20
10/13	at Raiders	S	4	3	1	0.0	0.0	0	0	0	0	0	0	0	0	0	0	0	0	0	0	0	0	W	32-13
10/20	Jets	S	3	2	1	0.0	0.0	1	1	0	0	0	0	0	0	0	0	0	0	0	0	0	0	W	37-15
10/28	Giants	S	9	5	4	0.0	0.0	0	0	0	0	0	0	0	0	0	0	0	0	0	0	0	0	W	26-18
11/10	at Commanders	S	5	5	0	0.0	0.0	0	0	0	0	0	0	0	0	0	0	0	0	0	0	0	0	W	28-27
11/17	Ravens	S	1	0	1	0.0	0.0	0	0	0	0	0	2	0	0	0	0	0	0	0	0	0	0	W	18-16
11/21	at Browns	S	6	5	1	0.0	0.0	0	0	0	0	0	0	0	0	0	0	0	0	0	0	0	0	L	19-24
12/01	at Bengals	S	5	2	3	0.0	0.0	0	0	0	0	0	0	0	0	0	0	0	0	0	0	0	0	W	44-38
12/08	Browns	S	6	5	1	0.0	0.0	0	0	0	0	0	0	0	0	0	0	0	0	0	0	0	0	W	27-14
12/15	at Eagles	S	5	5	0	0.0	0.0	0	0	0	0	0	1	0	0	0	0	0	0	0	0	0	0	L	13-27
12/21	at Ravens	S	3	3	0	0.0	0.0	0	0	0	0	0	0	0	0	0	0	0	0	0	0	0	0	L	17-34
12/25	Chiefs									INACTIVE														L	10-29
01/04	Bengals	S	6	6	0	0.0	0.0	0	0	0	0	0	0	1	0	0	0	0	0	0	0	0	0	L	17-19
2024 TOTALS		16-16	70	53	17	0.0	0.0	2	4	0	1	16	16	0	7	0	0	0	0	0	0	0	0	10-7	

2023 GAME-BY-GAME REGULAR-SEASON STATISTICS (STEELERS)

DATE	OPPONENT	P/S	TACKLES							INTERCEPTIONS					O. FUMB			ST			MISC		W/L	SCORE		
			TK	S	A	SK	YDS	TFL	YDS	QBH	NO	YDS	LG	TD	PD	FF	FR	TD	YDS	TK	S	A			FF	FR
09/10	49ers	P	1	1	0	0.0	0.0	0	0	0	0	0	0	0	0	0	0	0	0	0	0	0	0	0	L	7-30
09/18	Browns	P	0	0	0	0.0	0.0	0	0	0	0	0	0	1	0	0	0	0	0	0	0	0	0	0	W	26-22
09/24	at Raiders	P	2	2	0	0.0	0.0	0	0	0	0	0	0	0	0	0	0	0	0	0	0	0	0	0	W	23-18
10/01	at Texans	P	0	0	0	0.0	0.0	0	0	0	0	0	0	0	0	0	0	0	1	0	1	0	0	0	L	6-30
10/08	Ravens	P	2	0	2	0.0	0.0	0	0	0	1	0	0	0	1	0	0	0	0	0	0	0	0	0	W	17-10
10/22	at Rams	P	3	2	1	0.0	0.0	0	0	0	0	0	0	1	0	0	0	0	0	0	0	0	0	0	W	24-17
10/29	Jaguars	S	5	4	1	0.0	0.0	0	0	0	0	0	0	0	0	0	0	0	0	0	0	0	0	0	L	10-20
11/02	Titans	S	3	3	0	0.0	0.0	0	0	0	0	0	0	0	1	0	0	0	0	0	0	0	0	0	W	20-16
11/12	Packers	S	4	3	1	0.0	0.0	1	5	0	0	0	0	0	0	0	0	0	0	0	0	0	0	0	W	23-19
11/19	at Browns	S	6	5	1	0.0	0.0	0	0	0	0	0	0	1	0	0	0	0	0	0	0	0	0	0	L	10-13
11/26	at Bengals	S	2	1	1	0.0	0.0	0	0	0	0	0	0	1	0	0	0	0	0	0	0	0	0	0	W	16-10
12/03	Cardinals	S	4	2	2	0.0	0.0	0	0	0	0	0	0	0	0	0	0	0	0	0	0	0	0	0	L	10-24
12/07	Patriots	S	4	4	0	0.0	0.0	0	0	0	0	0	0	1	0	0	0	0	0	0	0	0	0	0	L	18-21
12/16	at Colts	S	3	2	1	0.0	0.0	0	0	0	0	0	0	1	0	0	0	0	0	0	0	0	0	0	L	13-30
12/23	Bengals	S	2	2	0	0.0	0.0	0	0	0	0	0	0	1	0	0	0	0	0	0	0	0	0	0	W	34-11
12/31	at Seahawks	S	1	1	0	0.0	0.0	0	0	0	0	0	0	1	0	0	0	0	0	0	0	0	0	0	W	30-23
01/06	at Ravens	S	0	0	0	0.0	0.0	0	0	0	0	0	0	0	0	0	0	0	0	0	0	0	0	0	W	17-10
2023 TOTALS			17-11	42	32	10	0.0	0.0	1	5	0	1	0	0	0	10	0	0	0	0	1	0	1	0	0	10-7

2024 GAME-BY-GAME POSTSEASON STATISTICS (STEELERS)

DATE	OPPONENT	P/S	TACKLES							INTERCEPTIONS					O. FUMB			ST				MISC		W/L	SCORE		
			TK	S	A	SK	YDS	TFL	YDS	QBH	NO	YDS	LG	TD	PD	FF	FR	TD	YDS	TK	S	A	FF			FR	S
01/11	at Ravens	S	6	6	0	0.0	0.0	0	0	0	0	0	0	1	0	0	0	0	0	0	0	0	0	0	0	L	14-28
2024 TOTALS			1-1	6	6	0	0.0	0.0	0	0	0	0	0	1	0	0	0	0	0	0	0	0	0	0	0	0-1	

2023 GAME-BY-GAME POSTSEASON STATISTICS (STEELERS)

DATE	OPPONENT	P/S	TACKLES							INTERCEPTIONS					O. FUMB			ST				MISC		W/L	SCORE		
			TK	S	A	SK	YDS	TFL	YDS	QBH	NO	YDS	LG	TD	PD	FF	FR	TD	YDS	TK	S	A	FF			FR	S
01/15	at Bills	S	2	2	0	0.0	0.0	0	0	0	0	0	0	0	0	0	0	0	0	0	0	0	0	0	0	L	17-31
2023 TOTALS			1-1	2	2	0	0.0	0.0	0	0	0	0	0	0	0	0	0	0	0	0	0	0	0	0	0	0-1	



MYCOLE TE
PRUITT

HEIGHT: 6-2
WEIGHT: 258
COLLEGE: Southern Illinois
BORN: March 24, 1992



HOW ACQUIRED: FA '24
NFL EXPERIENCE: 8th year
BIRTHPLACE: South Bend, IN

MYCOLE PRUITT'S NFL REGULAR SEASON RUSHING/RECEIVING STATISTICS

DATE	TEAM	GP	GS	RECEIVING					RUSHING				
				NO.	YDS.	AVG.	LG	TD	NO.	YDS.	AVG.	LG	TD
2015	Vikings	16	3	10	89	8.9	32	0	0	0	0.0	0	0
2016	Vikings	2	0	1	7	7.0	7	0	0	0	0.0	0	0
Went from Minnesota to Chicago.													
2016	Bears	2	0	1	6	6.0	6	0	0	0	0.0	0	0
2016	TOTAL	4	0	2	13	6.5	7	0	0	0	0.0	0	0
2017	Bills	0	0	0	0	0.0	0	0	0	0	0.0	0	0
Went from Buffalo to Houston.													
2017	Texans	1	0	0	0	0.0	0	0	0	0	0.0	0	0
2017	TOTAL	1	0	0	0	0.0	0	0	0	0	0.0	0	0
2018	Texans	0	0	0	0	0.0	0	0	0	0	0.0	0	0
Went from Houston to Tennessee.													
2018	Titans	15	1	9	102	11.3	27	1	0	0	0.0	0	0
2018	TOTAL	15	1	9	102	11.3	27	1	0	0	0.0	0	0
2019	Titans	16	10	6	90	15.0	42	1	0	0	0.0	0	0
2020	Titans	11	4	5	49	9.8	22t	2	0	0	0.0	0	0
2021	49ers	0	0	0	0	0.0	0	0	0	0	0.0	0	0
Went from San Francisco to Tennessee.													
2021	Titans	15	8	14	145	10.4	22	3	0	0	0.0	0	0
2021	TOTAL	15	8	14	145	10.4	22	3	0	0	0.0	0	0
2022	Falcons	13	4	16	150	9.4	29	4	0	0	0.0	0	0
2023	Falcons	17	8	9	110	12.2	22	1	0	0	0.0	0	0
2024	Steelers	12	5	6	40	6.7	18	1	0	0	0.0	0	0
NFL TOTALS		120	43	77	788	10.2	42	13	0	0	0.0	0	0

MYCOLE PRUITT'S NFL POSTSEASON RUSHING/RECEIVING STATISTICS

DATE	TEAM	GP	GS	RECEIVING					RUSHING				
				NO.	YDS.	AVG.	LG	TD	NO.	YDS.	AVG.	LG	TD
2015	Vikings	1	1	2	22	11.0	18	0	0	0	0.0	0	0
2019	Titans	3	1	4	28	7.0	15	0	0	0	0.0	0	0
2020	Titans	1	0	0	0	0.0	0	0	0	0	0.0	0	0
2021	Titans	0	0	0	0	0.0	0	0	0	0	0.0	0	0
2024	Steelers	1	0	0	0	0.0	0	0	0	0	0.0	0	0
NFL TOTALS		6	2	6	50	8.3	18	0	0	0	0.0	0	0

MYCOLE PRUITT'S NFL REGULAR SEASON RETURN STATISTICS

DATE	TEAM	RET.	KICKOFF RETURNS					PUNT RETURNS				
			YDS.	AVG.	LG	TD	NO.	FC	YDS.	AVG.	LG	TD
2015	Vikings	1	12	12.0	12	0	0	0	0	0.0	0	0
2016	Vikings	0	0	0.0	0	0	0	0	0	0.0	0	0
Went from Minnesota to Chicago.												
2016	Bears	0	0	0.0	0	0	0	0	0	0.0	0	0
2016	TOTAL	0	0	0.0	0	0	0	0	0	0.0	0	0
2017	Bills	0	0	0.0	0	0	0	0	0	0.0	0	0
Went from Buffalo to Houston.												
2017	Texans	0	0	0.0	0	0	0	0	0	0.0	0	0
2017	TOTAL	0	0	0.0	0	0	0	0	0	0.0	0	0
2018	Texans	0	0	0.0	0	0	0	0	0	0.0	0	0
Went from Houston to Tennessee.												
2018	Titans	0	0	0.0	0	0	0	0	0	0.0	0	0
2018	TOTAL	0	0	0.0	0	0	0	0	0	0.0	0	0
2019	Titans	0	0	0.0	0	0	0	0	0	0.0	0	0
2020	Titans	0	0	0.0	0	0	0	0	0	0.0	0	0
2021	49ers	0	0	0.0	0	0	0	0	0	0.0	0	0
Went from San Francisco to Tennessee.												
2021	Titans	0	0	0.0	0	0	0	0	0	0.0	0	0
2021	TOTAL	0	0	0.0	0	0	0	0	0	0.0	0	0
2022	Falcons	0	0	0.0	0	0	0	0	0	0.0	0	0
2023	Falcons	0	0	0.0	0	0	0	0	0	0.0	0	0
2024	Steelers	0	0	0.0	0	0	0	0	0	0.0	0	0
NFL TOTALS		1	12	12.0	12	0	0	0	0	0.0	0	0

MYCOLE PRUITT'S NFL POSTSEASON RETURN STATISTICS

KICKOFF RETURNS							PUNT RETURNS						
DATE	TEAM	RET.	YDS.	AVG.	LG	TD	NO.	FC	YDS.	AVG.	LG	TD	
2015	Vikings	0	0	0.0	0	0	0	0	0	0.0	0	0	
2019	Titans	0	0	0.0	0	0	0	0	0	0.0	0	0	
2020	Titans	0	0	0.0	0	0	0	0	0	0.0	0	0	
2021	Titans	0	0	0.0	0	0	0	0	0	0.0	0	0	
2024	Steelers	0	0	0.0	0	0	0	0	0	0.0	0	0	
NFL TOTALS		0	0	0.0	0	0	0	0	0	0.0	0	0	

SINGLE-GAME HIGHS: RUSHING/RECEIVING

Receptions	4 vs. Arizona Cardinals, Jan 01, 2023	Kickoff Returns	1 at Oakland Raiders, Nov 15, 2015
	3 vs. Tampa Bay Buccaneers, Jan 08, 2023	Kickoff Return Yards	12 at Oakland Raiders, Nov 15, 2015
	...1 more at 3.	Longest Kickoff Return	12 at Oakland Raiders, Nov 15, 2015
Receiving Yards	49 vs. Arizona Cardinals, Jan 01, 2023	Special Teams Tackles	1 at New York Jets, Oct 03, 2021
	43 at Seattle Seahawks, Sep 19, 2021		1 at Carolina Panthers, Nov 03, 2019
Receiving Average	14.3 at Seattle Seahawks, Sep 19, 2021		...4 more at 1.
	12.3 vs. Arizona Cardinals, Jan 01, 2023	Most TDs	2 vs. Cleveland Browns, Dec 06, 2020
Longest Receptions	42 at Oakland Raiders, Dec 08, 2019		1 at Baltimore Ravens, Dec 21, 2024
	32 at Arizona Cardinals, Dec 10, 2015		...11 more at 1.
Receiving TDs	1 at New York Jets, Dec 03, 2023	Longest Own Fumble Return	3 vs. Cleveland Browns, Dec 06, 2020
	1 vs. Tampa Bay Buccaneers, Jan 08, 2023		
All-Purpose Yards	...10 more at 1.		
	49 vs. Arizona Cardinals, Jan 01, 2023		
	43 at Seattle Seahawks, Sep 19, 2021		

SINGLE-GAME HIGHS - POSTSEASON: RECEIVING

Receptions	2 at New England Patriots, Jan 04, 2020	Longest Receptions	18 vs. Seattle Seahawks, Jan 10, 2016
	2 vs. Seattle Seahawks, Jan 10, 2016		15 at Baltimore Ravens, Jan 11, 2020
	1 at Kansas City Chiefs, Jan 19, 2020		9 at Kansas City Chiefs, Jan 19, 2020
Receiving Yards	1 at Baltimore Ravens, Jan 11, 2020		4 at New England Patriots, Jan 04, 2020
	22 vs. Seattle Seahawks, Jan 10, 2016		4 vs. Seattle Seahawks, Jan 10, 2016
	15 at Baltimore Ravens, Jan 11, 2020	All-Purpose Yards	22 vs. Seattle Seahawks, Jan 10, 2016
	9 at Kansas City Chiefs, Jan 19, 2020		15 at Baltimore Ravens, Jan 11, 2020
	4 at New England Patriots, Jan 04, 2020		9 at Kansas City Chiefs, Jan 19, 2020
			4 at New England Patriots, Jan 04, 2020

2024 GAME-BY-GAME REGULAR-SEASON STATISTICS (STEELERS)

DATE	OPPONENT	P/S	RECEIVING					RUSHING					W/L	SCORE
			NO.	YDS.	AVG.	LG	TD	NO.	YDS.	AVG.	LG	TD		
09/08	at Falcons	S	1	9	9.0	9	0	0	0	0.0	0	0	W	18-10
09/15	at Broncos	S	0	0	0.0	0	0	0	0	0.0	0	0	W	13-6
09/22	Chargers						ON INACTIVE LIST						W	20-10
09/29	at Colts						ON INACTIVE LIST						L	24-27
10/06	Cowboys						ON INACTIVE LIST						L	17-20
10/13	at Raiders						ON INACTIVE LIST						W	32-13
10/20	Jets	P	0	0	0.0	0	0	0	0	0.0	0	0	W	37-15
10/28	Giants	P	1	10	10.0	10	0	0	0	0.0	0	0	W	26-18
11/10	at Commanders	P	0	0	0.0	0	0	0	0	0.0	0	0	W	28-27
11/17	Ravens						ON INACTIVE LIST						W	18-16
11/21	at Browns	S	0	0	0.0	0	0	0	0	0.0	0	0	L	19-24
12/01	at Bengals	P	2	21	10.5	18	0	0	0	0.0	0	0	W	44-38
12/08	Browns	S	1	-1	-1.0	-1	0	0	0	0.0	0	0	W	27-14
12/15	at Eagles	P	0	0	0.0	0	0	0	0	0.0	0	0	L	13-27
12/21	at Ravens	S	1	1	1.0	1t	1	0	0	0.0	0	0	L	17-34
12/25	Chiefs	P	0	0	0.0	0	0	0	0	0.0	0	0	L	10-29
01/04	Bengals	P	0	0	0.0	0	0	0	0	0.0	0	0	L	17-19
2024 TOTALS			12-5	6	40	6.7	18	1	0	0	0.0	0	10-7	

RECEIVING	RUS
-----------	-----

RECEIVING	RUS
-----------	-----

RECEIVING	RUSH
-----------	------

[illegible]

RECEIVING							RUSHING							W/L	SCORE
DATE	OPPONENT	P/S	NO.	YDS.	AVG.	LG	TD	NO.	YDS.	AVG.	LG	TD			
09/08	at Browns	P	0	0	0.0	0	0	0	0	0.0	0	0	W	43-13	
09/15	Colts	S	0	0	0.0	0	0	0	0	0.0	0	0	L	17-19	
09/19	at Jaguars	P	0	0	0.0	0	0	0	0	0.0	0	0	L	7-20	
09/29	at Falcons	P	0	0	0.0	0	0	0	0	0.0	0	0	W	24-10	
10/06	Bills	S	0	0	0.0	0	0	0	0	0.0	0	0	L	7-14	
10/13	at Broncos	S	0	0	0.0	0	0	0	0	0.0	0	0	L	0-16	
10/20	Chargers	S	0	0	0.0	0	0	0	0	0.0	0	0	W	23-20	
10/27	Buccaneers	S	0	0	0.0	0	0	0	0	0.0	0	0	W	27-23	
11/03	at Panthers	S	0	0	0.0	0	0	0	0	0.0	0	0	L	20-30	
11/10	Chiefs	S	0	0	0.0	0	0	0	0	0.0	0	0	W	35-32	
11/24	Jaguars	P	1	20	20.0	20	0	0	0	0.0	0	0	W	42-20	
12/01	at Colts	P	0	0	0.0	0	0	0	0	0.0	0	0	W	31-17	
12/08	at Raiders	S	1	42	42.0	42	0	0	0	0.0	0	0	W	42-21	
12/15	Texans	S	0	0	0.0	0	0	0	0	0.0	0	0	L	21-24	
12/22	Saints	S	2	15	7.5	10	0	0	0	0.0	0	0	L	28-38	
12/29	at Texans	P	2	13	6.5	12	1	0	0	0.0	0	0	W	35-14	
2019 TOTALS		16-10	6	90	15.0	42	1	0	0	0.0	0	0	9-7		

			RECEIVING					RUSHING						
DATE	OPPONENT	P/S	NO.	YDS.	AVG.	LG	TD	NO.	YDS.	AVG.	LG	TD	W/L	SCORE
09/09	at Patriots		PRACTICE SQUAD											
Went from Texans to Titans .														
09/16	Texans	P	0	0	0.0	0	0	0	0	0.0	0	0	W	20-17
09/23	at Jaguars	P	0	0	0.0	0	0	0	0	0.0	0	0	W	9-6
09/30	Eagles	P	0	0	0.0	0	0	0	0	0.0	0	0	W	26-23+
10/07	at Bills	P	0	0	0.0	0	0	0	0	0.0	0	0	L	12-13
10/14	Ravens	P	0	0	0.0	0	0	0	0	0.0	0	0	L	0-21
10/21	at Chargers	P	0	0	0.0	0	0	0	0	0.0	0	0	L	19-20
11/05	at Cowboys	P	0	0	0.0	0	0	0	0	0.0	0	0	W	28-14
11/11	Patriots	P	0	0	0.0	0	0	0	0	0.0	0	0	W	34-10
11/18	at Colts	P	1	19	19.0	19	0	0	0	0.0	0	0	L	10-38
11/26	at Texans	P	1	13	13.0	13	0	0	0	0.0	0	0	L	17-34
12/02	Jets	P	1	4	4.0	4	0	0	0	0.0	0	0	W	26-22
12/06	Jaguars	P	1	9	9.0	9	0	0	0	0.0	0	0	W	30-9
12/16	at Giants	P	1	2	2.0	2	0	0	0	0.0	0	0	W	17-0
12/22	Redskins	S	2	29	14.5	27	1	0	0	0.0	0	0	W	25-16
12/30	Colts	P	2	26	13.0	17	0	0	0	0.0	0	0	L	17-33
2018 TOTALS		15-1	9	102	11.3	27	1	0	0	0.0	0	0	9-7	
+/- Overtime														

2017 GAME-BY-GAME REGULAR-SEASON STATISTICS (BILLS/TEXANS)

			RECEIVING					RUSHING					W/L	SCORE
DATE	OPPONENT	P/S	NO.	YDS.	AVG.	LG	TD	NO.	YDS.	AVG.	LG	TD		
09/10	Jets							PRACTICE SQUAD					W	21-12
								Went from Bills to Texans.						
09/14	at Bengals							NOT ON ROSTER					W	13-9
09/24	at Patriots							PRACTICE SQUAD					L	33-36
10/01	Titans							PRACTICE SQUAD					W	57-14
10/08	Chiefs							PRACTICE SQUAD					L	34-42
10/15	Browns							NOT ON ROSTER					W	33-17
10/29	at Seahawks							PRACTICE SQUAD					L	38-41
11/05	Colts							PRACTICE SQUAD					L	14-20
11/12	at Rams							PRACTICE SQUAD					L	7-33
11/19	Cardinals							PRACTICE SQUAD					W	31-21
11/27	at Ravens							PRACTICE SQUAD					L	16-23
12/03	at Titans							PRACTICE SQUAD					L	13-24
12/10	49ers	P	0	0	0.0	0	0	0	0	0.0	0	0	L	16-26
12/17	at Jaguars							INACTIVE					L	7-45
12/25	Steelers							INJURED RESERVE					L	6-34
12/31	at Colts							NOT ON ROSTER					L	13-22
2017 TOTALS		1-0											5-11	

2016 GAME-BY-GAME REGULAR-SEASON STATISTICS (VIKINGS/BEARS)

			RECEIVING					RUSHING					W/L	SCORE
DATE	OPPONENT	P/S	NO.	YDS.	AVG.	LG	TD	NO.	YDS.	AVG.	LG	TD		
09/11	at Titans							INACTIVE					W	25-16
09/18	Packers							INACTIVE					W	17-14
09/25	at Panthers							INACTIVE					W	22-10
10/03	Giants	P	1	7	7.0	7	0	0	0	0.0	0	0	W	24-10
10/09	Texans	P	0	0	0.0	0	0	0	0	0.0	0	0	W	31-13
10/23	at Eagles							INACTIVE					L	10-21
10/31	at Bears							INACTIVE					L	10-20
11/06	Lions							INACTIVE					L	16-22+
11/13	at Redskins							PRACTICE SQUAD					L	20-26
11/20	Cardinals							PRACTICE SQUAD					W	30-24
11/24	at Lions							PRACTICE SQUAD					L	13-16
12/01	Cowboys							PRACTICE SQUAD					L	15-17
12/11	at Jaguars							PRACTICE SQUAD					W	25-16
								Went from Vikings to Bears.						
12/18	Packers							INACTIVE					L	27-30
12/24	Redskins	P	0	0	0.0	0	0	0	0	0.0	0	0	L	21-41
01/01	at Vikings	P	1	6	6.0	6	0	0	0	0.0	0	0	L	10-38
2016 TOTALS		4-0	2	13	6.5	7	0	0	0	0.0	0	0	7-9	

+ - Overtime

2015 GAME-BY-GAME REGULAR-SEASON STATISTICS (VIKINGS)

			RECEIVING					RUSHING					W/L	SCORE
DATE	OPPONENT	P/S	NO.	YDS.	AVG.	LG	TD	NO.	YDS.	AVG.	LG	TD		
09/14	at 49ers	P	0	0	0.0	0	0	0	0	0.0	0	0	L	3-20
09/20	Lions	P	0	0	0.0	0	0	0	0	0.0	0	0	W	26-16
09/27	Chargers	P	0	0	0.0	0	0	0	0	0.0	0	0	W	31-14
10/04	at Broncos	P	0	0	0.0	0	0	0	0	0.0	0	0	L	20-23
10/18	Chiefs	P	0	0	0.0	0	0	0	0	0.0	0	0	W	16-10
10/25	at Lions	P	1	13	13.0	13	0	0	0	0.0	0	0	W	28-19
11/01	at Bears	P	2	15	7.5	9	0	0	0	0.0	0	0	W	23-20
11/08	Rams	P	1	6	6.0	6	0	0	0	0.0	0	0	W	21-18+
11/15	at Raiders	S	2	7	3.5	4	0	0	0	0.0	0	0	W	30-14
11/22	Packers	P	1	8	8.0	8	0	0	0	0.0	0	0	L	13-30
11/29	at Falcons	P	0	0	0.0	0	0	0	0	0.0	0	0	W	20-10
12/06	Seahawks	P	1	4	4.0	4	0	0	0	0.0	0	0	L	7-38
12/10	at Cardinals	P	2	36	18.0	32	0	0	0	0.0	0	0	L	20-23
12/20	Bears	S	0	0	0.0	0	0	0	0	0.0	0	0	W	38-17
12/27	Giants	S	0	0	0.0	0	0	0	0	0.0	0	0	W	49-17
01/03	at Packers	P	0	0	0.0	0	0	0	0	0.0	0	0	W	20-13
2015 TOTALS		16-3	10	89	8.9	32	0	0	0	0.0	0	0	11-5	

+ - Overtime

2024 GAME-BY-GAME POSTSEASON STATISTICS (STEELERS)

			RECEIVING					RUSHING					W/L	SCORE
DATE	OPPONENT	P/S	NO.	YDS.	AVG.	LG	TD	NO.	YDS.	AVG.	LG	TD		
01/11	at Ravens	P	0	0	0.0	0	0	0	0	0.0	0	0	L	14-28
2024 TOTALS		1-0											0-1	

2021 GAME-BY-GAME POSTSEASON STATISTICS (TITANS)

			RECEIVING					RUSHING					W/L	SCORE
DATE	OPPONENT	P/S	NO.	YDS.	AVG.	LG	TD	NO.	YDS.	AVG.	LG	TD		
01/22	Bengals							INJURED RESERVE					L	16-19
2021 TOTALS		0-0											0-1	

2020 GAME-BY-GAME POSTSEASON STATISTICS (TITANS)

			RECEIVING					RUSHING						
DATE	OPPONENT	P/S	NO.	YDS.	AVG.	LG	TD	NO.	YDS.	AVG.	LG	TD	W/L	SCORE
01/10	Ravens	P	0	0	0.0	0	0	0	0	0.0	0	0	L	13-20
2020 TOTALS		1-0	0	0	0.0	0	0	0	0	0.0	0	0	0-1	

2019 GAME-BY-GAME POSTSEASON STATISTICS (TITANS)

			RECEIVING					RUSHING						
DATE	OPPONENT	P/S	NO.	YDS.	AVG.	LG	TD	NO.	YDS.	AVG.	LG	TD	W/L	SCORE
01/04	at Patriots	P	2	4	2.0	4	0	0	0	0.0	0	0	W	20-13
01/11	at Ravens	S	1	15	15.0	15	0	0	0	0.0	0	0	W	28-12
01/19	at Chiefs	P	1	9	9.0	9	0	0	0	0.0	0	0	L	24-35
2019 TOTALS		3-1	4	28	7.0	15	0	0	0	0.0	0	0	2-1	

2015 GAME-BY-GAME POSTSEASON STATISTICS (VIKINGS)

			RECEIVING					RUSHING						
DATE	OPPONENT	P/S	NO.	YDS.	AVG.	LG	TD	NO.	YDS.	AVG.	LG	TD	W/L	SCORE
01/10	Seahawks	S	2	22	11.0	18	0	0	0	0.0	0	0	L	9-10
2015 TOTALS		1-1	2	22	11.0	18	0	0	0	0.0	0	0	0-1	



PATRICK^{LB}
QUEEN

HEIGHT: 6-0
WEIGHT: 230
COLLEGE: LSU
BORN: August 13, 1999

HOW ACQUIRED: FA '24
NFL EXPERIENCE: 5th year
BIRTHPLACE: Ventress, LA



PATRICK QUEEN'S NFL REGULAR SEASON DEFENSIVE STATISTICS

DATE	TEAM	GP	GS	TK	S	A	TACKLES				INTERCEPTIONS				O. FUMB				ST				MISC				
							TFL	YDS	SK	YDS	QBH	NO	YDS	LG	TD	PD	FF	FR	TD	YDS	TK	S	A	FF	FR	S	A
2020	Ravens	16	16	105	65	40	9	19	3.0	17.0	10	1	0	0	0	2	2	1	53	1	1	0	0	0	0	0	
2021	Ravens	17	17	98	68	30	10	37	2.0	19.0	3	0	0	0	0	1	1	1	0	0	0	0	0	0	0	0	
2022	Ravens	17	17	117	79	38	9	31	5.0	24.5	14	2	11	11	0	6	1	2	0	5	0	0	0	0	0	0	
2023	Ravens	17	17	133	84	49	9	44	3.5	35.0	6	1	21	21	0	6	1	1	0	0	0	0	0	0	0	0	
2024	Steelers	17	17	129	65	64	6	12	1.0	4.0	5	0	0	0	0	7	2	1	0	0	0	0	0	0	0	0	
NFL TOTALS		84	84	582	361	221	43	143	14.5	99.5	38	4	32	21	0	22	7	7	1	58	1	1	0	0	0	0	0

PATRICK QUEEN'S NFL POSTSEASON DEFENSIVE STATISTICS

DATE	TEAM	GP	GS	TK	S	A	TACKLES				QBH	INTERCEPTIONS				O. FUMB				ST				MISC			
							TFL	YDS	SK	YDS		NO	YDS	LG	TD	PD	FF	FR	TD	YDS	TK	S	A	FF	FR	S	A
2020	Ravens	2	1	4	3	1	0	0	0.0	0.0	1	0	0	0	0	0	0	0	0	0	0	0	0	0	0	0	0
2022	Ravens	1	1	6	4	2	1	0	0.0	0.0	0	0	0	0	0	0	0	0	0	0	0	0	0	0	0	0	0
2023	Ravens	2	2	13	12	1	0	0	0.0	0.0	1	0	0	0	0	0	0	0	0	0	0	0	0	0	0	0	0
2024	Steelers	1	1	10	4	6	1	4	0.0	0.0	0	0	0	0	0	0	0	0	0	0	0	0	0	0	0	0	0
NFL TOTALS		6	5	33	23	10	2	4	0.0	0.0	2	0	0	0	0	0	0	0	0	0	0	0	0	0	0	0	0

SINGLE-GAME HIGHS: DEFENSIVE

Total Tackles	13 at Las Vegas Raiders, Oct 13, 2024 13 vs. Green Bay Packers, Dec 19, 2021	Fumble Recoveries	2 vs. Cincinnati Bengals, Oct 11, 2020 1 vs. Baltimore Ravens, Nov 17, 2024 ...4 more at 1.
Solo Tackles	11 vs. Green Bay Packers, Dec 19, 2021 9 vs. Cincinnati Bengals, Nov 16, 2023 ...3 more at 9.	Tackles For Loss	3 at Cleveland Browns, Oct 01, 2023 3 vs. Cleveland Browns, Oct 23, 2022 ...2 more at 3.
Sacks	1.0 vs. Cincinnati Bengals, Jan 04, 2025 1.0 at Tennessee Titans, Oct 15, 2023 ...10 more at 1.0.	Interceptions	1 at San Francisco 49ers, Dec 25, 2023 1 at Pittsburgh Steelers, Dec 11, 2022 ...2 more at 1.
Passes Defensed	1 vs. Cincinnati Bengals, Jan 04, 2025 1 at Baltimore Ravens, Dec 21, 2024 ...20 more at 1.	Special Teams Tackles	1 at Pittsburgh Steelers, Dec 02, 2020
Forced Fumbles	1 vs. Cincinnati Bengals, Jan 04, 2025 1 vs. Baltimore Ravens, Nov 17, 2024 ...5 more at 1.	Longest Opp Fumble Return	53 vs. Cincinnati Bengals, Oct 11, 2020 5 vs. Atlanta Falcons, Dec 24, 2022

SINGLE-GAME HIGHS - POSTSEASON: DEFENSIVE

Total Tackles	10 at Baltimore Ravens, Jan 11, 2025 8 vs. Kansas City Chiefs, Jan 28, 2024 6 at Cincinnati Bengals, Jan 15, 2023 5 vs. Houston Texans, Jan 20, 2024 2 at Buffalo Bills, Jan 16, 2021 ...1 more at 2.	Tackles For Loss	1 at Baltimore Ravens, Jan 11, 2025 1 at Cincinnati Bengals, Jan 15, 2023
Solo Tackles	7 vs. Kansas City Chiefs, Jan 28, 2024 5 vs. Houston Texans, Jan 20, 2024 4 at Baltimore Ravens, Jan 11, 2025 4 at Cincinnati Bengals, Jan 15, 2023 2 at Tennessee Titans, Jan 10, 2021		

2024 GAME-BY-GAME REGULAR-SEASON STATISTICS (STEELERS)

DATE	OPPONENT	P/S	TACKLES							INTERCEPTIONS							O. FUMB				ST				MISC		W/L	SCORE
			TK	S	A	SK	YDS	TFL	YDS	QBH	NO	YDS	LG	TD	PD	FF	FR	TD	YDS	TK	S	A	FF	FR	S	A		
09/08	at Falcons	S	2	2	0	0.0	0.0	0	0	0	0	0	0	0	0	0	0	0	0	0	0	0	0	0	0	W	18-10	
09/15	at Broncos	S	4	3	1	0.0	0.0	0	0	0	0	0	0	1	0	0	0	0	0	0	0	0	0	0	0	W	13-6	
09/22	Chargers	S	8	4	4	0.0	0.0	0	0	0	0	0	0	1	0	0	0	0	0	0	0	0	0	0	0	W	20-10	
09/29	at Colts	S	7	2	5	0.0	0.0	1	2	1	0	0	0	0	0	0	0	0	0	0	0	0	0	0	0	L	24-27	
10/06	Cowboys	S	9	6	3	0.0	0.0	0	0	0	0	0	0	0	0	0	0	0	0	0	0	0	0	0	0	L	17-20	
10/13	at Raiders	S	13	6	7	0.0	0.0	1	1	0	0	0	0	0	0	0	0	0	0	0	0	0	0	0	0	W	32-13	
10/20	Jets	S	4	1	3	0.0	0.0	0	0	0	0	0	0	0	0	0	0	0	0	0	0	0	0	0	0	W	37-15	
10/28	Giants	S	8	3	5	0.0	0.0	0	0	0	0	0	0	0	0	0	0	0	0	0	0	0	0	0	0	W	26-18	
11/10	at Commanders	S	7	6	1	0.0	0.0	2	4	0	0	0	0	0	1	0	0	0	0	0	0	0	0	0	0	W	28-27	
11/17	Ravens	S	10	3	7	0.0	0.0	1	1	0	0	0	0	0	0	1	1	0	0	0	0	0	0	0	0	W	18-16	
11/21	at Browns	S	7	2	5	0.0	0.0	0	0	1	0	0	0	0	1	0	0	0	0	0	0	0	0	0	0	L	19-24	
12/01	at Bengals	S	9	4	5	0.0	0.0	0	0	0	0	0	0	0	0	0	0	0	0	0	0	0	0	0	0	W	44-38	
12/08	Browns	S	10	5	5	0.0	0.0	0	0	0	0	0	0	0	1	0	0	0	0	0	0	0	0	0	0	W	27-14	
12/15	at Eagles	S	11	6	5	0.0	0.0	0	0	1	0	0	0	0	0	0	0	0	0	0	0	0	0	0	0	L	13-27	
12/21	at Ravens	S	8	4	4	0.0	0.0	0	0	0	0	0	0	0	1	0	0	0	0	0	0	0	0	0	0	L	17-34	
12/25	Chiefs	S	7	5	2	0.0	0.0	0	0	0	0	0	0	0	0	0	0	0	0	0	0	0	0	0	0	L	10-29	
01/04	Bengals	S	5	3	2	1.0	4.0	1	4	2	0	0	0	0	1	1	0	0	0	0	0	0	0	0	0	L	17-19	
2024 TOTALS			17-17	129	65	64	1.0	4.0	6	12	5	0	0	0	0	7	2	1	0	0	0	0	0	0	0	0	10-7	

2023 GAME-BY-GAME REGULAR-SEASON STATISTICS (RAVENS)

DATE	OPPONENT	P/S	TACKLES								INTERCEPTIONS				O. FUMB				ST				MISC		W/L	SCORE	
			TK	S	A	SK	YDS	TFL	YDS	QBH	NO	YDS	LG	TD	PD	FF	FR	TD	YDS	TK	S	A	FF	FR			S
09/10	Texans	S	11	3	8	1.0	11.0	1	11	1	0	0	0	0	1	0	0	0	0	0	0	0	0	0	0	W	25-9
09/17	at Bengals	S	8	5	3	0.0	0.0	0	0	1	0	0	0	0	0	0	0	0	0	0	0	0	0	0	0	W	27-24
09/24	Colts	S	12	7	5	0.0	0.0	0	0	0	0	0	0	0	0	0	0	0	0	0	0	0	0	0	0	L	19-22+
10/01	at Browns	S	5	4	1	1.0	11.0	3	15	1	0	0	0	0	1	0	0	0	0	0	0	0	0	0	0	W	28-3
10/08	at Steelers	S	8	2	6	0.5	4.0	0	0	1	0	0	0	0	1	0	0	0	0	0	0	0	0	0	0	L	10-17
10/15	at Titans	S	9	7	2	1.0	9.0	1	9	1	0	0	0	0	0	0	0	0	0	0	0	0	0	0	0	W	24-16
10/22	Lions	S	5	5	0	0.0	0.0	0	0	0	0	0	0	0	0	0	0	0	0	0	0	0	0	0	0	W	38-6
10/29	at Cardinals	S	11	9	2	0.0	0.0	1	1	0	0	0	0	0	0	0	0	0	0	0	0	0	0	0	0	W	31-24
11/05	Seahawks	S	6	5	1	0.0	0.0	1	4	0	0	0	0	0	0	0	0	0	0	0	0	0	0	0	0	W	37-3
11/12	Browns	S	9	6	3	0.0	0.0	0	0	0	0	0	0	0	0	0	0	0	0	0	0	0	0	0	0	L	31-33
11/16	Bengals	S	11	9	2	0.0	0.0	0	0	0	0	0	0	0	0	0	0	0	0	0	0	0	0	0	0	W	34-20
11/26	at Chargers	S	7	5	2	0.0	0.0	0	4	0	0	0	0	0	1	1	0	0	0	0	0	0	0	0	0	W	20-10
12/10	Rams	S	6	3	3	0.0	0.0	0	0	0	0	0	0	0	0	0	0	0	0	0	0	0	0	0	0	W	37-31+
12/17	at Jaguars	S	4	3	1	0.0	0.0	0	0	0	0	0	0	0	0	0	1	0	0	0	0	0	0	0	0	W	23-7
12/25	at 49ers	S	7	2	5	0.0	0.0	0	0	1	1	21	21	0	1	0	0	0	0	0	0	0	0	0	0	W	33-19
12/31	Dolphins	S	6	3	3	0.0	0.0	1	0	0	0	0	0	0	1	0	0	0	0	0	0	0	0	0	0	W	56-19
01/06	Steelers	S	8	6	2	0.0	0.0	0	0	0	0	0	0	0	0	0	0	0	0	0	0	0	0	0	0	L	10-17
2023 TOTALS		17-17	133	84	49	3.5	35.0	9	44	6	1	21	21	0	6	1	1	0	0	0	0	0	0	0	0	13-4	
+ - Overtime																											

2022 GAME-BY-GAME REGULAR-SEASON STATISTICS (RAVENS)

DATE	OPPONENT	P/S	TACKLES							INTERCEPTIONS				O. FUMB				ST				MISC		W/L	SCORE		
			TK	S	A	SK	YDS	TFL	YDS	QBH	NO	YDS	LG	TD	PD	FF	FR	TD	YDS	TK	S	A	FF			FR	S
09/11	@ Jets	S	9	5	4	0.5	2.5	0	0	3	0	0	0	0	0	0	0	0	0	0	0	0	0	0	0	W	24-9
09/18	Dolphins	S	5	4	1	0.0	0.0	0	0	0	0	0	0	0	0	0	0	0	0	0	0	0	0	0	0	L	38-42
09/25	@ Patriots	S	5	4	1	1.0	7.0	1	7	1	0	0	0	0	1	0	0	0	0	0	0	0	0	0	0	W	37-26
10/02	Bills	S	5	4	1	0.0	0.0	1	1	3	0	0	0	0	0	0	0	0	0	0	0	0	0	0	0	L	20-23
10/09	Bengals	S	7	5	2	0.0	0.0	0	0	0	0	11	11	0	1	0	0	0	0	0	0	0	0	0	0	W	19-17
10/16	@ Giants	S	7	5	2	1.0	0.0	0	0	0	0	0	0	0	1	0	0	0	0	0	0	0	0	0	0	L	20-24
10/23	Browns	S	11	7	4	1.0	5.0	3	14	1	0	0	0	0	0	0	0	0	0	0	0	0	0	0	0	W	23-20
10/27	@ Buccaneers	S	4	4	0	0.0	0.0	0	0	0	0	0	0	0	0	0	0	0	0	0	0	0	0	0	0	W	27-22
11/07	@ Saints	S	5	5	0	0.0	0.0	0	0	0	0	0	0	0	1	0	0	0	0	0	0	0	0	0	0	W	27-13
11/20	Panthers	S	12	9	3	0.5	4.5	1	3	1	0	0	0	0	0	0	0	0	0	0	0	0	0	0	0	W	13-3
11/27	@ Jaguars	S	6	4	2	0.0	0.0	1	3	0	0	0	0	0	1	0	0	0	0	0	0	0	0	0	0	L	27-28
12/04	Broncos	S	9	7	2	0.0	0.0	1	1	0	0	0	0	0	0	0	0	0	0	0	0	0	0	0	0	W	10-9
12/11	@ Steelers	S	6	4	2	0.0	0.0	0	0	1	1	0	0	0	1	0	0	0	0	0	0	0	0	0	0	W	16-14
12/17	@ Browns	S	6	3	3	0.5	2.5	0	0	1	0	0	0	0	0	0	0	0	0	0	0	0	0	0	0	L	3-13
12/24	Falcons	S	9	1	8	0.5	3.0	0	0	2	0	0	0	0	1	0	1	0	5	0	0	0	0	0	0	W	17-9
01/01	Steelers	S	6	4	2	0.0	0.0	0	0	1	0	0	0	0	0	0	0	0	0	0	0	0	0	0	0	L	13-16
01/08	@ Bengals	S	5	4	1	0.0	0.0	1	2	0	0	0	0	0	0	0	1	0	0	0	0	0	0	0	0	L	16-27
2022 TOTALS			17-17	117	79	38	5.0	24.5	9	31	14	2	11	11	0	6	1	2	0	5	0	0	0	0	0	0	10-7

DATE	OPPONENT	P/S	TACKLES							INTERCEPTIONS				F. FUMB				ST			MISC		W/L	SCORE			
			TK	S	A	SK	YDS	TFL	YDS	QBH	NO	YDS	LG	TD	PD	FF	FR	TD	YDS	TK	S	A			FF	FR	Y
09/13	at Raiders	S	9	6	3	1.0	13.0	1	13	1	0	0	0	0	0	0	0	0	0	0	0	0	0	0	0	W	27-33-
09/19	Chiefs	S	8	7	1	0.0	0.0	0	0	0	0	0	0	0	0	0	0	0	0	0	0	0	0	0	0	W	36-35
09/26	at Lions	S	7	4	3	0.0	0.0	0	0	0	0	0	0	0	0	0	0	0	0	0	0	0	0	0	0	W	19-17
10/03	at Broncos	S	3	2	1	0.0	0.0	1	3	0	0	0	0	0	0	0	0	0	0	0	0	0	0	0	0	W	23-7
10/11	Colts	S	6	4	2	0.0	0.0	1	1	1	0	0	0	0	0	0	0	0	0	0	0	0	0	0	0	W	31-25+
10/17	Chargers	S	3	2	1	0.0	0.0	0	0	0	0	0	0	0	0	0	0	0	0	0	0	0	0	0	0	W	34-6
10/24	Bengals	S	2	1	1	0.0	0.0	1	1	0	0	0	0	0	0	0	0	0	0	0	0	0	0	0	0	L	17-41
11/07	Vikings	S	4	2	2	0.0	0.0	1	8	0	0	0	0	0	0	0	0	0	0	0	0	0	0	0	0	W	34-31+
11/11	at Dolphins	S	5	4	1	1.0	6.0	1	0	1	0	0	0	0	1	0	0	0	0	0	0	0	0	0	0	L	10-22
11/21	at Bears	S	7	4	3	0.0	0.0	1	6	0	0	0	0	0	0	0	0	0	0	0	0	0	0	0	0	W	16-13
11/28	Browns	S	8	8	0	0.0	0.0	2	3	0	0	0	0	0	0	1	0	0	0	0	0	0	0	0	0	W	16-10
12/05	at Steelers	S	6	5	1	0.0	0.0	0	0	0	0	0	0	0	0	0	0	0	0	0	0	0	0	0	0	L	19-20
12/12	at Browns	S	2	1	1	0.0	0.0	0	0	0	0	0	0	0	0	0	0	0	0	0	0	0	0	0	0	L	22-24
12/19	Packers	S	13	11	2	0.0	0.0	0	0	0	0	0	0	0	0	0	0	0	0	0	0	0	0	0	0	L	30-31
12/26	at Bengals	S	9	4	5	0.0	0.0	1	2	0	0	0	0	1	0	0	0	0	0	0	0	0	0	0	0	L	21-41
01/02	Rams	S	2	1	1	0.0	0.0	0	0	0	0	0	0	0	0	0	0	0	0	0	0	0	0	0	0	L	19-20
01/09	Steelers	S	4	2	2	0.0	0.0	0	0	0	0	0	0	0	0	0	0	0	0	0	0	0	0	0	0	L	13-16+
2011 TOTALS			17-17	98	68	30	2.0	19.0	10	37	3	0	0	0	0	1	1	1	0	0	0	0	0	0	0	8-9	

+ - Overtime

[illegible]

+ - Overtime

[illegible][illegible][illegible]

			TACKLES							INTERCEPTIONS				O. FUMB.			ST			MISC									
DATE	OPPONENT	P/S	TK	S	A	KD	YDS	TFL	YDS	QBH	N	NO	YDS	LG	TD	PD	FF	FR	TD	YDS	TK	S	A	FF	FR	S	A	W/L	SCORE
07/10	at Titans	P	2	2	0	0.0	0.0	0	0	1	0	0	0	0	0	0	0	0	0	0	0	0	0	0	0	0	0	W	20-13
07/16	at Bills	S	2	1	1	0.0	0.0	0	0	0	0	0	0	0	0	0	0	0	0	0	0	0	0	0	0	0	L	3-17	
2020 TOTALS			4	3	1	0.0	0.0	0	0	1	0	0	0	0	0	0	0	0	0	0	0	0	0	0	0	0	1-1		



ELANDON^{LB}
ROBERTS

HEIGHT: 6-1
WEIGHT: 238
COLLEGE: Houston
BORN: April 22, 1994

HOW ACQUIRED: FA '23
NFL EXPERIENCE: 9th year
BIRTHPLACE: Port Arthur, TX



ELANDON ROBERTS' NFL REGULAR SEASON DEFENSIVE STATISTICS

DATE	TEAM	GP	GS	TK	S	A	TACKLES					YDS	QBH	INTERCEPTIONS			O. FUMBLE			ST				MISC				
							TFL	YDS	SK	NO	YDS			LG	TD	PD	FF	FR	TD	YDS	TK	S	A	FF	FR	S	A	FF
2016	Patriots	13	5	44	25	19	2	5	0.0	0.0	3	0	0	0	0	1	0	0	0	1	0	0	0	0	0	0	0	
2017	Patriots	15	14	67	45	22	4	16	2.0	13.0	3	0	0	0	0	1	0	1	0	0	0	0	0	0	0	0	0	
2018	Patriots	16	11	63	30	33	6	18	1.0	7.0	2	0	0	0	0	4	0	0	0	0	2	1	1	0	0	0	0	
2019	Patriots	16	3	28	18	10	1	11	1.0	11.0	3	0	0	0	0	1	0	0	0	0	1	0	1	0	0	0	0	
2020	Dolphins	12	10	61	33	28	8	20	1.5	11.5	4	0	0	0	0	0	1	1	0	0	0	0	0	0	0	0	0	
2021	Dolphins	17	15	83	42	41	6	14	1.0	7.0	2	1	85	85t	1	4	2	0	0	0	0	0	0	0	0	0	0	
2022	Dolphins	17	17	104	65	39	10	55	4.5	43.0	6	0	0	0	0	0	0	0	0	0	3	3	0	0	0	0	0	
2023	Steelers	16	15	101	68	33	10	31	2.5	19.5	6	0	0	0	0	2	0	0	0	0	0	0	0	0	0	0	0	
2024	Steelers	17	14	46	24	22	5	18	1.0	9.0	4	0	0	0	0	1	0	0	0	0	0	0	0	0	0	0	0	
NFL TOTALS		139	104	597	350	247	52	188	14.5	121.0	33	1	85	85T	1	12	5	2	0	0	7	4	3	0	0	0	0	0

ELANDON ROBERTS' NFL POSTSEASON DEFENSIVE STATISTICS

TACKLES																														INTERCEPTIONS										O. FUMB								ST				MISC			
DATE	TEAM	GP	GS	TK	S	A	TFL	YDS	SK	YDS	QBH	NO	YDS	LG	TD	PD	FF	FR	TD	YDS	TK	S	A	FF	FR	S	A	FF	FR	S	A																								
2016	Patriots	3	2	7	5	2	0	0	0.0	0.0	0	0	0	0	0	0	0	0	0	0	0	0	0	0	0	0	0	0	0	0	0	0																							
2017	Patriots	3	3	15	7	8	0	0	0.0	0.0	0	0	0	0	0	0	0	0	0	0	0	0	0	0	0	0	0	0	0	0	0	0																							
2018	Patriots	3	1	7	6	1	1	2	0.0	0.0	0	0	0	0	0	0	0	0	0	0	0	0	0	0	0	0	0	0	0	0	0	0																							
2019	Patriots	1	1	2	1	1	0	0	0.0	0.0	0	0	0	0	0	0	0	0	0	0	0	0	0	0	0	0	0	0	0	0	0	0																							
2022	Dolphins	1	1	3	2	1	0	0	0.0	0.0	2	0	0	0	0	0	0	0	0	0	0	0	0	0	0	0	0	0	0	0	0	0																							
2023	Steelers	1	1	5	3	2	0	0	0.0	0.0	1	0	0	0	0	0	0	0	0	0	0	0	0	0	0	0	0	0	0	0	0	0																							
2024	Steelers	1	1	14	7	7	0	0	0.0	0.0	0	0	0	0	0	0	0	0	0	0	0	0	0	0	0	0	0	0	0	0	0	0																							
NFL TOTALS		13	10	53	31	22	1	2	0.0	0.0	3	0	0	0	0	1	0	0	0	0	0	0	0	0	0	0	0	0	0	0	0	0																							

SINGLE-GAME HIGHS: DEFENSIVE

Total Tackles	15 at Cleveland Browns, Nov 19, 2023 11 vs. New York Jets, Dec 24, 2016	Fumble Recoveries	1 vs. New England Patriots, Dec 20, 2020 1 vs. Carolina Panthers, Oct 01, 2017
Solo Tackles	11 at Cleveland Browns, Nov 19, 2023 8 at Indianapolis Colts, Dec 16, 2023	Tackles For Loss	2 at Cleveland Browns, Nov 19, 2023 2 vs. San Francisco 49ers, Sep 10, 2023 ...4 more at 2.
Sacks	2.0 vs. Miami Dolphins, Nov 26, 2017 1.5 vs. Jacksonville Jaguars, Oct 29, 2023 ...1 more at 1.5.	Interceptions	1 at Las Vegas Raiders, Sep 26, 2021
Passes Defensed	1 vs. New England Patriots, Dec 07, 2023 1 vs. Green Bay Packers, Nov 12, 2023 ...10 more at 1.	Interception Return Yards	85 at Las Vegas Raiders, Sep 26, 2021
Forced Fumbles	1 vs. Dallas Cowboys, Oct 06, 2024 1 at Buffalo Bills, Oct 31, 2021 ...3 more at 1.	Special Teams Tackles	2 vs. Houston Texans, Sep 09, 2018 1 at New England Patriots, Jan 01, 2023 ...4 more at 1.

SINGLE-GAME HIGHS - POSTSEASON: DEFENSIVE

Total Tackles	14 at Baltimore Ravens, Jan 11, 2025 7 vs. Jacksonville Jaguars, Jan 21, 2018 6 vs. Philadelphia Eagles, Feb 04, 2018 5 at Buffalo Bills, Jan 15, 2024 3 at Buffalo Bills, Jan 15, 2023 ...3 more at 3.	Passes Defensed	1 at Buffalo Bills, Jan 15, 2024
Solo Tackles	7 at Baltimore Ravens, Jan 11, 2025 3 at Buffalo Bills, Jan 15, 2024 3 at Kansas City Chiefs, Jan 20, 2019 3 vs. Jacksonville Jaguars, Jan 21, 2018 2 at Buffalo Bills, Jan 15, 2023 ...5 more at 2.	Tackles For Loss	1 at Kansas City Chiefs, Jan 20, 2019

2024 GAME-BY-GAME REGULAR-SEASON STATISTICS (STEELERS)

DATE	OPPONENT	P/S	TACKLES							INTERCEPTIONS					O. FUMB			ST			MISC		W/L	SCORE		
			TK	S	A	SK	YDS	TFL	YDS	QBH	NO	YDS	LG	TD	PD	FF	FR	TD	YDS	TK	S	A			FF	FR
09/08	at Falcons	S	0	0	0	0.0	0.0	0	0	0	0	0	0	0	0	0	0	0	0	0	0	0	0	0	W	18-10
09/15	at Broncos	S	2	2	0	0.0	0.0	0	0	0	0	0	0	0	0	0	0	0	0	0	0	0	0	0	W	13-6
09/22	Chargers	S	4	3	1	1.0	9.0	1	9	1	0	0	0	0	0	0	0	0	0	0	0	0	0	0	W	20-10
09/29	at Colts	P	3	0	3	0.0	0.0	0	0	0	0	0	0	0	0	0	0	0	0	0	0	0	0	0	L	24-27
10/06	Cowboys	S	3	3	0	0.0	0.0	0	0	0	0	0	0	0	1	0	0	0	0	0	0	0	0	0	L	17-20
10/13	at Raiders	S	5	3	2	0.0	0.0	1	1	1	0	0	0	0	0	0	0	0	0	0	0	0	0	0	W	32-13
10/20	Jets	P	0	0	0	0.0	0.0	0	0	0	0	0	0	0	0	0	0	0	0	0	0	0	0	0	W	37-15
10/28	Giants	P	3	2	1	0.0	0.0	1	2	0	0	0	0	0	0	0	0	0	0	0	0	0	0	0	W	26-18
11/10	at Commanders	S	5	4	1	0.0	0.0	0	0	0	0	0	0	0	0	0	0	0	0	0	0	0	0	0	W	28-27
11/17	Ravens	S	3	0	3	0.0	0.0	0	0	0	0	0	0	0	0	0	0	0	0	0	0	0	0	0	W	18-16
11/21	at Browns	S	3	0	3	0.0	0.0	0	0	1	0	0	0	0	0	0	0	0	0	0	0	0	0	0	L	19-24
12/01	at Bengals	S	1	0	1	0.0	0.0	0	0	1	0	0	0	0	0	0	0	0	0	0	0	0	0	0	W	44-38
12/08	Browns	S	3	1	2	0.0	0.0	1	5	0	0	0	0	0	0	0	0	0	0	0	0	0	0	0	W	27-14
12/15	at Eagles	S	4	2	2	0.0	0.0	0	0	0	0	0	0	0	0	0	0	0	0	0	0	0	0	0	L	13-27
12/21	at Ravens	S	2	1	1	0.0	0.0	1	1	0	0	0	0	0	0	0	0	0	0	0	0	0	0	0	L	17-34
12/25	Chiefs	S	3	2	1	0.0	0.0	0	0	0	0	0	0	0	0	0	0	0	0	0	0	0	0	0	L	10-29
01/04	Bengals	S	2	1	1	0.0	0.0	0	0	0	0	0	0	0	0	0	0	0	0	0	0	0	0	0	L	17-19
2024 TOTALS			17-14	46	24	22	1.0	9.0	5	18	4	0	0	0	0	1	0	0	0	0	0	0	0	0	0	10-7

2023 GAME-BY-GAME REGULAR-SEASON STATISTICS (STEELERS)

DATE	OPPONENT	P/S	TACKLES							INTERCEPTIONS							O. FUMB				ST				MISC		W/L	SCORE
			TK	S	A	SK	YDS	TFL	YDS	QBH	NO	YDS	LG	TD	PD	FF	FR	TD	YDS	TK	S	A	FF	FR	S	A		
09/10	49ers	S	8	6	2	0.0	0.0	2	2	0	0	0	0	0	0	0	0	0	0	0	0	0	0	0	L	7-30		
09/18	Browns	S	2	2	0	0.0	0.0	0	0	0	0	0	0	0	0	0	0	0	0	0	0	0	0	0	W	26-22		
09/24	at Raiders	S	3	1	2	0.0	0.0	0	0	0	0	0	0	0	0	0	0	0	0	0	0	0	0	0	W	23-18		
10/01	at Texans	S	10	5	5	0.0	0.0	1	0	2	0	0	0	0	0	0	0	0	0	0	0	0	0	0	L	6-30		
10/08	Ravens	S	8	5	3	0.0	0.0	0	0	0	0	0	0	0	0	0	0	0	0	0	0	0	0	0	W	17-10		
10/22	at Rams	P	3	3	0	0.0	0.0	0	0	0	0	0	0	0	0	0	0	0	0	0	0	0	0	0	W	24-17		
10/29	Jaguars	S	5	4	1	1.5	9.5	1	6	2	0	0	0	0	0	0	0	0	0	0	0	0	0	0	L	10-20		
11/02	Titans	S	9	4	5	0.0	0.0	1	1	0	0	0	0	0	0	0	0	0	0	0	0	0	0	0	W	20-16		
11/12	Packers	S	8	6	2	0.0	0.0	1	2	0	0	0	0	1	0	0	0	0	0	0	0	0	0	0	W	23-19		
11/19	at Browns	S	15	11	4	0.0	0.0	2	4	0	0	0	0	0	0	0	0	0	0	0	0	0	0	0	L	10-13		
11/26	at Bengals	S	6	4	2	0.0	0.0	1	6	0	0	0	0	0	0	0	0	0	0	0	0	0	0	0	W	16-10		
12/03	Cardinals	S	3	1	2	0.0	0.0	0	0	0	0	0	0	0	0	0	0	0	0	0	0	0	0	0	L	10-24		
12/07	Patriots	S	6	2	4	1.0	10.0	1	10	1	0	0	0	1	0	0	0	0	0	0	0	0	0	0	L	18-21		
12/16	at Colts	S	9	8	1	0.0	0.0	0	0	1	0	0	0	0	0	0	0	0	0	0	0	0	0	0	L	13-30		
12/23	Bengals	S	5	5	0	0.0	0.0	0	0	0	0	0	0	0	0	0	0	0	0	0	0	0	0	0	W	34-11		
12/31	at Seahawks		ON INACTIVE LIST																							W	30-23	
01/06	at Ravens	S	1	1	0	0.0	0.0	0	0	0	0	0	0	0	0	0	0	0	0	0	0	0	0	0	W	17-10		
2023 TOTALS			16-15	101	68	33	2.5	19.5	10	31	6	0	0	0	0	2	0	0	0	0	0	0	0	0	0	10-7		

2022 GAME-BY-GAME REGULAR-SEASON STATISTICS (DOLPHINS)

DATE	OPPONENT	P/S	TACKLES							INTERCEPTIONS							O. FUMB				ST				MISC		W/L	SCORE
			TK	S	A	SK	YDS	TFL	YDS	QBH	NO	YDS	LG	TD	PD	FF	FR	TD	YDS	TK	S	A	FF	FR	S	A		
09/11	Patriots	S	5	3	2	0.0	0.0	0	0	0	0	0	0	0	0	0	0	0	0	0	0	0	0	0	W	20-7		
09/18	at Ravens	S	4	2	2	0.0	0.0	1	0	0	0	0	0	0	0	0	0	0	0	0	0	0	0	0	W	42-38		
09/25	Bills	S	7	3	4	0.0	0.0	1	0	0	0	0	0	0	0	0	0	0	0	0	0	0	0	0	W	21-19		
09/29	at Bengals	S	4	1	3	0.0	0.0	0	0	0	0	0	0	0	0	0	0	0	0	0	0	0	0	0	L	15-27		
10/09	at Jets	S	7	4	3	0.0	0.0	1	2	0	0	0	0	0	0	0	0	0	0	0	0	0	0	0	L	17-40		
10/16	Vikings	S	7	3	4	1.5	10.0	1	8	2	0	0	0	0	0	0	0	0	0	0	0	0	0	0	L	16-24		
10/23	Steelers	S	3	2	1	0.0	0.0	0	0	0	0	0	0	0	0	0	0	0	0	0	0	0	0	0	W	16-10		
10/30	at Lions	S	8	4	4	0.0	0.0	0	0	0	0	0	0	0	0	0	0	0	0	0	0	0	0	0	W	31-27		
11/06	at Bears	S	10	5	5	0.0	0.0	0	0	0	0	0	0	0	0	0	0	0	0	0	0	0	0	0	W	35-32		
11/13	Browns	S	7	6	1	0.0	0.0	0	0	1	0	0	0	0	0	0	0	0	0	0	0	0	0	0	W	39-17		
11/27	Texans	S	8	7	1	1.0	8.0	1	8	1	0	0	0	0	0	0	0	0	1	1	0	0	0	0	W	30-15		
12/04	at 49ers	S	4	2	2	0.0	0.0	1	4	0	0	0	0	0	0	0	0	0	0	0	0	0	0	0	L	17-33		
12/11	at Chargers	S	6	6	0	0.0	0.0	0	0	0	0	0	0	0	0	0	0	0	0	0	0	0	0	0	L	17-23		
12/17	at Bills	S	4	4	0	0.0	0.0	1	3	0	0	0	0	0	0	0	0	0	1	1	0	0	0	0	L	29-32		
12/25	Packers	S	7	4	3	1.0	13.0	1	13	1	0	0	0	0	0	0	0	0	0	0	0	0	0	0	L	20-26		
01/01	at Patriots	S	9	6	3	1.0	12.0	1	12	1	0	0	0	0	0	0	0	0	1	1	0	0	0	0	L	21-23		
01/08	Jets	S	4	3	1	0.0	0.0	1	5	0	0	0	0	0	0	0	0	0	0	0	0	0	0	0	W	11-6		
2022 TOTALS			17-17	104	65	39	4.5	43.0	10	55	6	0	0	0	0	0	0	0	3	3	0	0	0	0	0	9-8		

2021 GAME-BY-GAME REGULAR-SEASON STATISTICS (DOLPHINS)

DATE	OPPONENT	P/S	TACKLES								INTERCEPTIONS				O. FUMB				ST				MISC				W/L	SCORE
			TK	S	A	SK	YDS	TFL	YDS	QBH	NO	YDS	LG	TD	PD	FF	FR	TD	YDS	TK	S	A	FF	FR	S	A		
09/12	at Patriots	S	2	2	0	0.0	0.0	0	0	1	0	0	0	0	1	0	0	0	0	0	0	0	0	0	0	W	17-16	
09/19	Bills	P	3	0	3	0.0	0.0	0	0	0	0	0	0	0	0	0	0	0	0	0	0	0	0	0	L	0-35		
09/26	at Raiders	S	6	3	3	0.0	0.0	0	0	0	1	85	85	1	1	1	0	0	0	0	0	0	0	0	L	28-31+		
10/03	Colts	S	6	5	1	0.0	0.0	0	0	0	0	0	0	0	0	0	0	0	0	0	0	0	0	0	L	17-27		
10/10	at Buccaneers	S	3	2	1	0.0	0.0	1	1	0	0	0	0	0	1	0	0	0	0	0	0	0	0	0	L	17-45		
10/17	at Jaguars	P	4	2	2	0.0	0.0	0	0	0	0	0	0	0	0	0	0	0	0	0	0	0	0	0	L	20-23		
10/24	Falcons	S	7	5	2	0.0	0.0	1	0	0	0	0	0	0	0	0	0	0	0	0	0	0	0	0	L	28-30		
10/31	at Bills	S	4	2	2	0.0	0.0	0	0	0	0	0	0	0	0	1	0	0	0	0	0	0	0	0	L	11-26		
11/07	Texans	S	7	3	4	0.0	0.0	0	0	0	0	0	0	0	0	0	0	0	0	0	0	0	0	0	W	17-9		
11/11	Ravens	S	6	2	4	1.0	7.0	1	7	1	0	0	0	0	0	0	0	0	0	0	0	0	0	0	W	22-10		
11/21	at Jets	S	5	3	2	0.0	0.0	0	0	0	0	0	0	0	0	0	0	0	0	0	0	0	0	0	W	24-17		
11/28	Panthers	S	3	2	1	0.0	0.0	1	1	0	0	0	0	0	0	0	0	0	0	0	0	0	0	0	W	33-10		
12/05	Giants	S	2	2	0	0.0	0.0	1	5	0	0	0	0	0	1	0	0	0	0	0	0	0	0	0	W	20-9		
12/19	Jets	S	6	1	5	0.0	0.0	0	0	0	0	0	0	0	0	0	0	0	0	0	0	0	0	0	W	31-24		
12/27	at Saints	S	7	3	4	0.0	0.0	0	0	0	0	0	0	0	0	0	0	0	0	0	0	0	0	0	W	20-3		
01/02	at Titans	S	7	3	4	0.0	0.0	1	0	0	0	0	0	0	0	0	0	0	0	0	0	0	0	0	L	3-34		
01/09	Patriots	S	5	2	3	0.0	0.0	0	0	0	0	0	0	0	0	0	0	0	0	0	0	0	0	0	W	33-24		
2021 TOTALS		17-15	83	42	41	1.0	7.0	6	14	2	1	85	85T	1	4	2	0	0	0	0	0	0	0	0	0	9-8		
+ Overtime																												

2020 GAME-BY-GAME REGULAR-SEASON STATISTICS (DOLPHINS)

DATE	OPPONENT	P/S	TACKLES								INTERCEPTIONS				O. FUMB				ST				MISC				W/L	SCORE
			TK	S	A	SK	YDS	TFL	YDS	QBH	NO	YDS	LG	TD	PD	FF	FR	TD	YDS	TK	S	A	FF	FR	S	A		
09/13	at Patriots	S	4	3	1	0.0	0.0	1	1	0	0	0	0	0	0	0	0	0	0	0	0	0	0	0	0	0	L	11-21
09/20	Bills		ON INACTIVE LIST																								L	28-31
09/24	at Jaguars	S	7	3	4	0.0	0.0	0	0	1	0	0	0	0	0	0	0	0	0	0	0	0	0	0	0	0	W	31-13
10/04	Seahawks	S	8	5	3	0.0	0.0	1	1	0	0	0	0	0	0	1	0	0	0	0	0	0	0	0	0	0	L	23-31
10/11	at 49ers	S	1	1	0	1.0	8.0	1	8	1	0	0	0	0	0	0	0	0	0	0	0	0	0	0	0	0	W	43-17
11/01	Rams	P	5	4	1	0.0	0.0	2	5	0	0	0	0	0	0	0	0	0	0	0	0	0	0	0	0	0	W	28-17
11/08	at Cardinals	S	5	3	2	0.0	0.0	0	0	0	0	0	0	0	0	0	0	0	0	0	0	0	0	0	0	0	W	34-31
11/15	Chargers	S	7	1	6	0.0	0.0	0	0	0	0	0	0	0	0	0	0	0	0	0	0	0	0	0	0	0	W	29-21
11/22	at Broncos	S	5	3	2	0.0	0.0	1	2	0	0	0	0	0	0	0	0	0	0	0	0	0	0	0	0	0	L	13-20
11/29	at Jets	S	5	1	4	0.5	3.5	1	1	1	0	0	0	0	0	0	0	0	0	0	0	0	0	0	0	0	W	20-3
12/06	Bengals	S	1	1	0	0.0	0.0	0	0	0	0	0	0	0	0	0	0	0	0	0	0	0	0	0	0	0	W	19-7
12/13	Chiefs		ON INACTIVE LIST																								L	27-33
12/20	Patriots	S	9	5	4	0.0	0.0	0	0	0	0	0	0	0	0	0	1	0	0	0	0	0	0	0	0	0	W	22-12
12/26	at Raiders	P	1	1	0	0.0	0.0	0	0	0	0	0	0	0	0	0	0	0	0	0	0	0	0	0	0	0	W	26-25
01/03	at Bills		DID NOT PLAY																								L	26-56
2020 TOTALS		12-10	58	31	27	1.5	11.5	7	18	3	0	0	0	0	0	1	1	0	0	0	0	0	0	0	0	0	9-6	

2019 GAME-BY-GAME REGULAR-SEASON STATISTICS (PATRIOTS)

DATE	OPPONENT	P/S	TACKLES								INTERCEPTIONS				O. FUMB				ST				MISC				W/L	SCORE
			TK	S	A	SK	YDS	TFL	YDS	QBH	NO	YDS	LG	TD	PD	FF	FR	TD	YDS	TK	S	A	FF	FR	S	A		
09/08	Steelers	P	0	0	0	0.0	0.0	0	0	0	0	0	0	0	0	0	0	0	0	0	0	0	0	0	0	0	W	33-3
09/15	at Dolphins	S	5	3	2	0.0	0.0	0	0	0	0	0	0	0	0	0	0	0	0	0	0	0	0	0	0	0	W	43-0
09/22	Jets	P	4	2	2	0.0	0.0	0	0	0	0	0	0	0	0	0	0	0	0	0	0	0	0	0	0	0	W	30-14
09/29	at Bills	P	1	0	1	0.0	0.0	0	0	0	0	0	0	0	0	0	0	0	0	0	0	0	0	0	0	0	W	16-10
10/06	at Redskins	S	3	2	1	0.0	0.0	0	0	0	0	0	0	0	1	0	0	0	0	0	0	0	0	0	0	0	W	33-7
10/10	Giants	P	0	0	0	0.0	0.0	0	0	0	0	0	0	0	0	0	0	0	0	0	0	0	0	0	0	0	W	35-14
10/21	at Jets	S	1	1	0	0.0	0.0	0	0	0	0	0	0	0	0	0	0	0	0	1	0	1	0	0	0	0	W	33-0
10/27	Browns	P	1	1	0	0.0	0.0	0	0	0	0	0	0	0	0	0	0	0	0	0	0	0	0	0	0	0	W	27-13
11/03	at Ravens	P	4	2	2	0.0	0.0	0	0	0	0	0	0	0	0	0	0	0	0	0	0	0	0	0	0	0	L	20-37
11/17	at Eagles	P	1	1	0	1.0	11.0	1	11	1	0	0	0	0	0	0	0	0	0	0	0	0	0	0	0	0	W	17-10
11/24	Cowboys	P	3	2	1	0.0	0.0	0	0	2	0	0	0	0	0	0	0	0	0	0	0	0	0	0	0	0	W	13-9
12/01	at Texans	P	1	1	0	0.0	0.0	0	0	0	0	0	0	0	0	0	0	0	0	0	0	0	0	0	0	0	L	22-28
12/08	Chiefs	P	0	0	0	0.0	0.0	0	0	0	0	0	0	0	0	0	0	0	0	0	0	0	0	0	0	0	L	16-23
12/15	at Bengals	P	3	2	1	0.0	0.0	0	0	0	0	0	0	0	0	0	0	0	0	0	0	0	0	0	0	0	W	34-13
12/21	Bills	P	0	0	0	0.0	0.0	0	0	0	0	0	0	0	0	0	0	0	0	0	0	0	0	0	0	0	W	24-17
12/29	Dolphins	P	1	1	0	0.0	0.0	0	0	0	0	0	0	0	0	0	0	0	0	0	0	0	0	0	0	0	L	24-27
2019 TOTALS		16-3	28	18	10	1.0	11.0	1	11	3	0	0	0	0	1	0	0	0	0	1	0	1	0	0	0	0	12-4	

2018 GAME-BY-GAME REGULAR-SEASON STATISTICS (PATRIOTS)

DATE	OPPONENT	P/S	TACKLES								INTERCEPTIONS				O. FUMB				ST				MISC				W/L	SCORE
			TK	S	A	SK	YDS	TFL	YDS	QBH	NO	YDS	LG	TD	PD	FF	FR	TD	YDS	TK	S	A	FF	FR	S	A		
09/09	Texans	P	3	0	3	0.0	0.0	0	0	0	0	0	0	0	0	0	0	2	1	1	0	0	0	0	W	27-20		
09/16	at Jaguars	S	1	1	0	0.0	0.0	0	0	0	0	0	0	0	0	0	0	0	0	0	0	0	0	0	L	20-31		
09/23	at Lions	S	7	4	3	0.0	0.0	2	7	0	0	0	0	0	0	0	0	0	0	0	0	0	0	0	L	10-26		
09/30	Dolphins	S	3	1	2	0.0	0.0	1	1	0	0	0	0	1	0	0	0	0	0	0	0	0	0	0	W	38-7		
10/04	Colts	S	6	3	3	0.0	0.0	0	0	0	0	0	0	0	0	0	0	0	0	0	0	0	0	0	W	38-24		
10/14	Chiefs	S	7	2	5	0.0	0.0	0	0	0	0	0	0	1	0	0	0	0	0	0	0	0	0	0	W	43-40		
10/21	at Bears	S	2	1	1	0.0	0.0	0	0	1	0	0	0	1	0	0	0	0	0	0	0	0	0	0	W	38-31		
10/29	at Bills	S	6	4	2	0.0	0.0	0	0	0	0	0	0	1	0	0	0	0	0	0	0	0	0	0	W	25-6		
11/04	Packers	P	0	0	0	0.0	0.0	0	0	0	0	0	0	0	0	0	0	0	0	0	0	0	0	0	W	31-17		
11/11	at Titans	P	6	4	2	1.0	7.0	2	9	1	0	0	0	0	0	0	0	0	0	0	0	0	0	0	L	10-34		
11/25	at Jets	S	5	3	2	0.0	0.0	1	1	0	0	0	0	0	0	0	0	0	0	0	0	0	0	0	W	27-13		
12/02	Vikings	S	5	2	3	0.0	0.0	0	0	0	0	0	0	0	0	0	0	0	0	0	0	0	0	0	W	24-10		
12/09	at Dolphins	S	2	1	1	0.0	0.0	0	0	0	0	0	0	0	0	0	0	0	0	0	0	0	0	0	L	33-34		
12/16	at Steelers	P	1	1	0	0.0	0.0	0	0	0	0	0	0	0	0	0	0	0	0	0	0	0	0	0	L	10-17		
12/23	Bills	S	3	2	1	0.0	0.0	0	0	0	0	0	0	0	0	0	0	0	0	0	0	0	0	0	W	24-12		
12/30	Jets	P	6	1	5	0.0	0.0	0	0	0	0	0	0	0	0	0	0	0	0	0	0	0	0	0	W	38-3		
2018 TOTALS			16-11	63	30	33	1.0	7.0	6	18	2	0	0	0	0	4	0	0	0	2	1	1	0	0	0	11-5		

2017 GAME-BY-GAME REGULAR-SEASON STATISTICS (PATRIOTS)

DATE	OPPONENT	P/S	TACKLES							INTERCEPTIONS				O. FUMB			ST			MISC		W/L	SCORE				
			TK	S	A	SK	YDS	TFL	YDS	QBH	NO	YDS	LG	TD	PD	FF	FR	TD	YDS	TK	S			A	FF	FR	S
09/07	Chiefs	P	0	0	0	0.0	0.0	0	0	0	0	0	0	0	0	0	0	0	0	0	0	0	0	0	L	27-42	
09/17	at Saints	S	8	7	1	0.0	0.0	0	0	0	0	0	0	0	0	0	0	0	0	0	0	0	0	0	W	36-20	
09/24	Texans	S	9	6	3	0.0	0.0	0	0	0	0	0	0	0	0	0	0	0	0	0	0	0	0	0	W	36-33	
10/01	Panthers	S	5	4	1	0.0	0.0	0	0	0	0	0	0	0	0	1	0	0	0	0	0	0	0	0	L	30-33	
10/05	at Buccaneers	S	3	3	0	0.0	0.0	0	0	1	0	0	0	0	0	0	0	0	0	0	0	0	0	0	W	19-14	
10/15	at Jets	S	0	0	0	0.0	0.0	0	0	0	0	0	0	0	0	0	0	0	0	0	0	0	0	0	W	24-17	
10/22	Falcons									ON INACTIVE LIST																W	23-7
10/29	Chargers	S	6	5	1	0.0	0.0	1	2	0	0	0	0	0	0	0	0	0	0	0	0	0	0	0	W	21-13	
11/12	at Broncos	S	4	1	3	0.0	0.0	0	0	0	0	0	0	0	0	0	0	0	0	0	0	0	0	0	W	41-16	
11/19	at Raiders	S	4	3	1	0.0	0.0	0	0	0	0	0	0	0	1	0	0	0	0	0	0	0	0	0	W	33-8	
11/26	Dolphins	S	4	3	1	2.0	13.0	2	13	2	0	0	0	0	0	0	0	0	0	0	0	0	0	0	W	35-17	
12/03	at Bills	S	3	3	0	0.0	0.0	0	0	0	0	0	0	0	0	0	0	0	0	0	0	0	0	0	W	23-3	
12/11	at Dolphins	S	7	5	2	0.0	0.0	1	1	0	0	0	0	0	0	0	0	0	0	0	0	0	0	0	L	20-27	
12/17	at Steelers	S	6	2	4	0.0	0.0	0	0	0	0	0	0	0	0	0	0	0	0	0	0	0	0	0	W	27-24	
12/24	Bills	S	6	2	4	0.0	0.0	0	0	0	0	0	0	0	0	0	0	0	0	0	0	0	0	0	W	37-16	
12/31	Jets	S	2	1	1	0.0	0.0	0	0	0	0	0	0	0	0	0	0	0	0	0	0	0	0	0	W	26-6	
2017 TOTALS			15-14	67	45	22	2.0	13.0	4	16	3	0	0	0	0	1	0	1	0	0	0	0	0	0	13-3		

2016 GAME-BY-GAME REGULAR-SEASON STATISTICS (PATRIOTS)

DATE	OPPONENT	P/S	TACKLES							INTERCEPTIONS				O. FUMB				ST				MISC		W/L	SCORE			
			TK	S	A	SK	YDS	TFL	YDS	QBH	NO	YDS	LG	TD	PD	FF	FR	TD	YDS	TK	S	A	FF			FR	S	A
09/11	at Cardinals										INACTIVE																W	23-21
09/18	Dolphins	P	1	0	1	0.0	0.0	0	0	1	0	0	0	0	0	0	0	0	0	0	0	0	0	0	0	W	31-24	
09/22	Texans										INACTIVE																W	27-0
10/02	Bills										INACTIVE																L	0-16
10/09	at Browns	P	7	6	1	0.0	0.0	1	2	0	0	0	0	0	0	0	0	0	0	0	0	0	0	0	0	W	33-13	
10/16	Bengals	S	6	1	5	0.0	0.0	0	0	0	0	0	0	0	0	0	0	0	0	0	0	0	0	0	0	W	35-17	
10/23	at Steelers	P	1	1	0	0.0	0.0	0	0	0	0	0	0	0	0	0	0	0	0	0	0	0	0	0	0	W	27-16	
10/30	at Bills	S	5	4	1	0.0	0.0	0	0	0	0	0	0	0	0	0	0	0	0	0	0	0	0	0	0	W	41-25	
11/13	Seahawks	S	4	1	3	0.0	0.0	0	0	1	0	0	0	0	0	0	0	0	0	0	0	0	0	0	0	L	24-31	
11/20	at 49ers	P	1	0	1	0.0	0.0	0	0	0	0	0	0	0	0	0	0	0	0	0	0	0	0	0	0	W	30-17	
11/27	at Jets	P	1	1	0	0.0	0.0	1	3	0	0	0	0	0	0	0	0	0	0	0	0	0	0	0	0	W	22-17	
12/04	Rams	P	0	0	0	0.0	0.0	0	0	0	0	0	0	0	0	0	0	0	0	1	0	1	0	0	0	W	26-10	
12/12	Ravens	P	0	0	0	0.0	0.0	0	0	0	0	0	0	0	0	0	0	0	0	0	0	0	0	0	0	W	30-23	
12/18	at Broncos	S	0	0	0	0.0	0.0	0	0	0	0	0	0	0	0	0	0	0	0	0	0	0	0	0	0	W	16-3	
12/24	Jets	P	11	5	6	0.0	0.0	0	0	0	0	0	0	0	0	1	0	0	0	0	0	0	0	0	0	W	41-3	
01/01	at Dolphins	S	7	6	1	0.0	0.0	0	0	1	0	0	0	0	0	0	0	0	0	0	0	0	0	0	0	W	35-14	
2016 TOTALS			13-5	44	25	19	0.0	0.0	2	5	3	0	0	0	0	0	1	0	0	0	1	0	1	0	0	0	14-2	

2024 GAME-BY-GAME POSTSEASON STATISTICS (STEELERS)

DATE	OPPONENT	P/S	TACKLES							INTERCEPTIONS				O. FUMB			ST			MISC		W/L	SCORE				
			TK	S	A	SK	YDS	TFL	YDS	QBH	NO	YDS	LG	TD	PD	FF	FR	TD	YDS	TK	S			A	FF	FR	S
01/11	at Ravens	S	14	7	7	0.0	0.0	0	0	0	0	0	0	0	0	0	0	0	0	0	0	0	0	0	0	L	14-28
2024 TOTALS			1-1	14	7	7	0.0	0.0	0	0	0	0	0	0	0	0	0	0	0	0	0	0	0	0	0	0-1	

2023 GAME-BY-GAME POSTSEASON STATISTICS (STEELERS)

DATE	OPPONENT	P/S	TACKLES							INTERCEPTIONS				O. FUMB			ST			MISC		W/L	SCORE				
			TK	S	A	SK	YDS	TFL	YDS	QBH	NO	YDS	LG	TD	PD	FF	FR	TD	YDS	TK	S			A	FF	FR	S
01/15	at Bills	S	5	3	2	0.0	0.0	0	0	0	1	0	0	0	0	0	0	0	0	0	0	0	0	0	0	L	17-31
2023 TOTALS			1-1	5	3	2	0.0	0.0	0	0	1	0	0	0	0	0	0	0	0	0	0	0	0	0	0	0-1	

2022 GAME-BY-GAME POSTSEASON STATISTICS (DOLPHINS)

DATE	OPPONENT	P/S	TACKLES							INTERCEPTIONS				O. FUMB			ST			MISC		W/L	SCORE				
			TK	S	A	SK	YDS	TFL	YDS	QBH	NO	YDS	LG	TD	PD	FF	FR	TD	YDS	TK	S			A	FF	FR	S
01/15	at Bills	S	3	2	1	0.0	0.0	0	0	2	0	0	0	0	0	0	0	0	0	0	0	0	0	0	0	L	31-34
2022 TOTALS			1-1	3	2	1	0.0	0.0	0	0	2	0	0	0	0	0	0	0	0	0	0	0	0	0	0	0-1	

2019 GAME-BY-GAME POSTSEASON STATISTICS (PATRIOTS)

DATE	OPPONENT	P/S	TACKLES							INTERCEPTIONS				O. FUMB			ST			MISC		W/L	SCORE				
			TK	S	A	SK	YDS	TFL	YDS	QBH	NO	YDS	LG	TD	PD	FF	FR	TD	YDS	TK	S			A	FF	FR	S
01/04	Titans	S	2	1	1	0.0	0.0	0	0	0	0	0	0	0	0	0	0	0	0	0	0	0	0	0	0	L	13-20
2019 TOTALS			1-1	2	1	1	0.0	0.0	0	0	0	0	0	0	0	0	0	0	0	0	0	0	0	0	0	0-1	


2018 GAME-BY-GAME POSTSEASON STATISTICS (PATRIOTS)

			TACKLES							INTERCEPTIONS				O. FUMB			ST			MISC									
DATE	OPPONENT	P/S	TK	S	A	SK	YDS	TFL	YDS	QBH	NO	YDS	LG	TD	PD	FF	FR	TD	YDS	TK	S	A	FF	FR	S	A	W/L	SCORE	
01/13	Chargers	S	3	2	1	0.0	0.0	0	0	0	0	0	0	0	0	0	0	0	0	0	0	0	0	0	0	0	W	41-28	
01/20	at Chiefs	P	3	3	0	0.0	0.0	1	2	0	0	0	0	0	0	0	0	0	0	0	0	0	0	0	0	0	W	37-31+	
02/03	at Rams	P	1	1	0	0.0	0.0	0	0	0	0	0	0	0	0	0	0	0	0	0	0	0	0	0	0	0	W	13-3	
2018 TOTALS			3-1	7	6	1	0.0	0.0	1	2	0	0	0	0	0	0	0	0	0	0	0	0	0	0	0	0	0	3-0	

2016 GAME-BY-GAME POSTSEASON STATISTICS (PATRIOTS)

			TACKLES							INTERCEPTIONS					O. FUMB			ST				MISC						
DATE	OPPONENT	P/S	TK	S	A	SK	YDS	TFL	YDS	QBH	NO	YDS	LG	TD	PD	FF	FR	TD	YDS	TK	S	A	FF	FR	S	A	W/L	SCORE
01/14	Texans	S	3	1	2	0.0	0.0	0	0	0	0	0	0	0	0	0	0	0	0	0	0	0	0	0	0	0	W	34-16
01/22	Steelers	S	2	2	0	0.0	0.0	0	0	0	0	0	0	0	0	0	0	0	0	0	0	0	0	0	0	0	W	36-17
02/05	at Falcons	P	2	2	0	0.0	0.0	0	0	0	0	0	0	0	0	0	0	0	0	0	0	0	0	0	0	0	W	34-28+
2016 TOTALS			3-2	7	5	2	0.0	0.0	0	0	0	0	0	0	0	0	0	0	0	0	0	0	0	0	0	0	3-0	

+ - Overtime



MARK^{LB}
ROBINSON

HEIGHT: 5-11
WEIGHT: 235
COLLEGE: Mississippi
BORN: August 14, 1999



HOW ACQUIRED: D7a '22
NFL EXPERIENCE: 3rd year
BIRTHPLACE: Leesburg, GA

MARK ROBINSON'S NFL REGULAR SEASON DEFENSIVE STATISTICS

		TACKLES										INTERCEPTIONS						O. FUMB					ST				MISC	
DATE	TEAM	GP	GS	TK	S	A	TFL	YDS	SK	YDS	QBH	NO	YDS	LG	TD	PD	FF	FR	TD	YDS	TK	S	A	FF	FR	S	A	
2022	Steelers	4	2	8	3	5	0	0	0.0	0.0	0	0	0	0	0	0	0	0	0	0	1	0	1	0	0	0	0	
2023	Steelers	17	2	25	19	6	1	8	1.0	8.0	1	0	0	0	0	0	1	0	0	0	5	3	2	0	0	0	0	
2024	Steelers	17	0	1	1	0	0	0	0.0	0.0	0	0	0	0	0	0	0	0	0	0	5	5	0	2	0	0	0	
NFL TOTALS		38	4	34	23	11	1	8	1.0	8.0	1	0	0	0	0	0	1	0	0	0	11	8	3	2	0	0	0	

MARK ROBINSON'S NFL POSTSEASON DEFENSIVE STATISTICS

		TACKLES										INTERCEPTIONS					O. FUMB					ST				MISC	
DATE	TEAM	GP	GS	TK	S	A	TFL	YDS	SK	YDS	QBH	NO	YDS	LG	TD	PD	FF	FR	TD	YDS	TK	S	A	FF	FR	S	A
2023	Steelers	1	0	5	3	2	0	0	0.0	0.0	0	0	0	0	0	0	0	0	0	0	0	0	0	0	0	0	0
2024	Steelers	1	0	0	0	0	0	0	0.0	0.0	0	0	0	0	0	0	0	0	0	0	0	0	0	0	0	0	0
NFL TOTALS		2	0	5	3	2	0	0	0.0	0.0	0	0	0	0	0	0	0	0	0	0	0	0	0	0	0	0	0

SINGLE-GAME HIGHS: DEFENSIVE

- Total Tackles7 vs. Arizona Cardinals, Dec 03, 2023
- Forced Fumbles1 at Baltimore Ravens, Jan 06, 2024
- Tackles For Loss1 at Baltimore Ravens, Jan 06, 2024
- Solo Tackles4 at Baltimore Ravens, Jan 06, 2024
- Special Teams Tackles2 at Las Vegas Raiders, Sep 24, 2023
- Sacks4 vs. Arizona Cardinals, Dec 03, 2023
- 1.0 at Baltimore Ravens, Jan 06, 2024
- 1 vs. Arizona Cardinals, Dec 03, 2023
- ...3 more at 1.

SINGLE-GAME HIGHS - POSTSEASON: DEFENSIVE

- Total Tackles5 at Buffalo Bills, Jan 15, 2024
- Solo Tackles3 at Buffalo Bills, Jan 15, 2024

2024 GAME-BY-GAME REGULAR-SEASON STATISTICS (STEELERS)

DATE	OPPONENT	P/S	TACKLES								INTERCEPTIONS					O. FUMB			ST			MISC		W/L	SCORE	
			TK	S	A	SK	TFL	YDS	QBH	NO	YDS	LG	TD	PD	FF	FR	TD	YDS	TK	S	A	FF	FR			S
09/08	at Falcons	P	0	0	0	0.0	0.0	0	0	0	0	0	0	0	0	0	0	0	0	0	0	0	0	0	W	18-10
09/15	at Broncos	P	0	0	0	0.0	0.0	0	0	0	0	0	0	0	0	0	0	0	0	0	0	0	0	0	W	13-6
09/22	Chargers	P	0	0	0	0.0	0.0	0	0	0	0	0	0	0	0	0	0	0	0	0	0	0	0	0	W	20-10
09/29	at Colts	P	0	0	0	0.0	0.0	0	0	0	0	0	0	0	0	0	0	0	0	0	0	0	0	0	L	24-27
10/06	Cowboys	P	0	0	0	0.0	0.0	0	0	0	0	0	0	0	0	0	0	1	1	0	0	0	0	0	L	17-20
10/13	at Raiders	P	0	0	0	0.0	0.0	0	0	0	0	0	0	0	0	0	0	0	0	0	0	0	0	0	W	32-13
10/20	Jets	P	0	0	0	0.0	0.0	0	0	0	0	0	0	0	0	0	0	0	0	0	0	0	0	0	W	37-15
10/28	Giants	P	0	0	0	0.0	0.0	0	0	0	0	0	0	0	0	0	0	0	0	0	0	0	0	0	W	26-18
11/10	at Commanders	P	0	0	0	0.0	0.0	0	0	0	0	0	0	0	0	0	0	0	0	0	0	0	0	0	W	28-27
11/17	Ravens	P	0	0	0	0.0	0.0	0	0	0	0	0	0	0	0	0	0	1	1	0	0	0	0	0	W	18-16
11/21	at Browns	P	0	0	0	0.0	0.0	0	0	0	0	0	0	0	0	0	0	0	0	0	0	0	0	0	L	19-24
12/01	at Bengals	P	0	0	0	0.0	0.0	0	0	0	0	0	0	0	0	0	0	0	0	0	0	0	0	0	W	44-38
12/08	Browns	P	0	0	0	0.0	0.0	0	0	0	0	0	0	0	0	0	0	0	0	0	0	0	0	0	W	27-14
12/15	at Eagles	P	0	0	0	0.0	0.0	0	0	0	0	0	0	0	0	0	0	1	1	0	1	0	0	0	L	13-27
12/21	at Ravens	P	1	1	0	0.0	0.0	0	0	0	0	0	0	0	0	0	0	0	0	0	0	0	0	0	L	17-34
12/25	Chiefs	P	0	0	0	0.0	0.0	0	0	0	0	0	0	0	0	0	0	1	1	0	1	0	0	0	L	10-29
01/04	Bengals	P	0	0	0	0.0	0.0	0	0	0	0	0	0	0	0	0	0	1	1	0	0	0	0	0	L	17-19
2024 TOTALS		17-0	1	1	0	0.0	0.0	0	0	0	0	0	0	0	0	0	0	5	5	0	2	0	0	0	10-7	

2023 GAME-BY-GAME REGULAR-SEASON STATISTICS (STEELERS)

DATE	OPPONENT	P/S	TACKLES							INTERCEPTIONS					O. FUMB				ST				MISC		W/L	SCORE
			TK	S	A	SK	YDS	TFL	YDS	QBH	NO	YDS	LG	TD	PD	FF	FR	TD	YDS	TK	S	A	FF	FR		
09/10	49ers	P	0	0	0	0.0	0.0	0	0	0	0	0	0	0	0	0	0	0	0	0	0	0	0	0	L	7-30
09/18	Browns	P	0	0	0	0.0	0.0	0	0	0	0	0	0	0	0	0	0	0	0	0	0	0	0	0	W	26-22
09/24	at Raiders	P	2	2	0	0.0	0.0	0	0	0	0	0	0	0	0	0	0	2	2	0	0	0	0	0	W	23-18
10/01	at Texans	P	0	0	0	0.0	0.0	0	0	0	0	0	0	0	0	0	0	0	0	0	0	0	0	0	L	6-30
10/08	Ravens	P	0	0	0	0.0	0.0	0	0	0	0	0	0	0	0	0	0	0	0	0	0	0	0	0	W	17-10
10/22	at Rams	P	0	0	0	0.0	0.0	0	0	0	0	0	0	0	0	0	0	0	0	0	0	0	0	0	W	24-17
10/29	Jaguars	P	0	0	0	0.0	0.0	0	0	0	0	0	0	0	0	0	0	0	0	0	0	0	0	0	L	10-20
11/02	Titans	P	0	0	0	0.0	0.0	0	0	0	0	0	0	0	0	0	0	1	1	0	0	0	0	0	W	20-16
11/12	Packers	P	3	2	1	0.0	0.0	0	0	0	0	0	0	0	0	0	0	0	0	0	0	0	0	0	W	23-19
11/19	at Browns	P	0	0	0	0.0	0.0	0	0	0	0	0	0	0	0	0	0	1	1	0	0	0	0	0	L	10-13
11/26	at Bengals	P	0	0	0	0.0	0.0	0	0	0	0	0	0	0	0	0	0	0	0	0	0	0	0	0	W	16-10
12/03	Cardinals	P	7	4	3	0.0	0.0	0	0	0	0	0	0	0	0	0	0	1	1	0	0	0	0	0	L	10-24
12/07	Patriots	P	1	1	0	0.0	0.0	0	0	0	0	0	0	0	0	0	0	0	0	0	0	0	0	0	L	18-21
12/16	at Colts	S	3	3	0	0.0	0.0	0	0	0	0	0	0	0	0	0	0	0	0	0	0	0	0	0	L	13-30
12/23	Bengals	P	2	2	0	0.0	0.0	0	0	0	0	0	0	0	0	0	0	0	0	0	0	0	0	0	W	34-11
12/31	at Seahawks	S	2	1	1	0.0	0.0	0	0	0	0	0	0	0	0	0	0	0	0	0	0	0	0	0	W	30-23
01/06	at Ravens	P	5	4	1	1.0	8.0	1	8	1	0	0	0	0	0	1	0	0	0	0	0	0	0	0	W	17-10
2023 TOTALS			17-2	25	19	6	1.0	8.0	1	8	1	0	0	0	0	0	1	0	0	5	3	2	0	0	0	10-7

2022 GAME-BY-GAME REGULAR-SEASON STATISTICS (STEELERS)

DATE	OPPONENT	P/S	TACKLES							INTERCEPTIONS					O. FUMB				ST				MISC		W/L	SCORE		
			TK	S	A	SK	YDS	TFL	YDS	QBH	NO	YDS	LG	TD	PD	FF	FR	TD	YDS	TK	S	A	FF	FR			S	A
09/11	at Bengals										ON INACTIVE LIST																W	23-20+
09/18	Patriots										ON INACTIVE LIST																L	14-17
09/22	at Browns										INACTIVE																L	17-29
10/02	Jets										ON INACTIVE LIST																L	20-24
10/09	at Bills										ON INACTIVE LIST																L	3-38
10/16	Buccaneers	P	0	0	0	0.0	0.0	0	0	0	0	0	0	0	0	0	0	0	0	0	0	0	0	0	0	W	20-18	
10/23	at Dolphins										ON INACTIVE LIST																L	10-16
10/30	at Eagles										ON INACTIVE LIST																L	13-35
11/13	Saints										ON INACTIVE LIST																W	20-10
11/20	Bengals										ON INACTIVE LIST																L	30-37
11/28	at Colts										DID NOT PLAY (NON-INJURY)																W	24-17
12/04	at Falcons										ON INACTIVE LIST																W	19-16
12/11	Ravens										ON INACTIVE LIST																L	14-16
12/18	at Panthers	P	0	0	0	0.0	0.0	0	0	0	0	0	0	0	0	0	0	0	0	0	0	0	0	0	0	W	24-16	
12/24	Raiders										INACTIVE																W	13-10
01/01	at Ravens	S	7	2	5	0.0	0.0	0	0	0	0	0	0	0	0	0	0	0	0	0	0	0	0	0	0	W	16-13	
01/08	Browns	S	1	1	0	0.0	0.0	0	0	0	0	0	0	0	0	0	0	0	0	1	0	1	0	0	0	W	28-14	
2022 TOTALS			4-2	8	3	5	0.0	0.0	0	0	0	0	0	0	0	0	0	0	0	1	0	1	0	0	0	0	9-8	
+ - Overtime																												

2024 GAME-BY-GAME POSTSEASON STATISTICS (STEELERS)

DATE	OPPONENT	P/S	TACKLES							INTERCEPTIONS				O. FUMB			ST			MISC		W/L	SCORE			
			TK	S	A	SK	YDS	TFL	YDS	QBH	NO	YDS	LG	TD	PD	FF	FR	TD	YDS	TK	S			A	FF	FR
01/11	at Ravens	P	0	0	0	0.0	0.0	0	0	0	0	0	0	0	0	0	0	0	0	0	0	0	0	0	L	14-28
2024 TOTALS			1-0	0	0	0.0	0.0	0	0	0	0	0	0	0	0	0	0	0	0	0	0	0	0	0	0-1	

2023 GAME-BY-GAME POSTSEASON STATISTICS (STEELERS)

DATE	OPPONENT	P/S	TACKLES							INTERCEPTIONS					O. FUMB			ST			MISC		W/L	SCORE			
			TK	S	A	SK	YDS	TFL	YDS	QBH	NO	YDS	LG	TD	PD	FF	FR	TD	YDS	TK	S	A			FF	FR	S
01/15	at Bills	P	5	3	2	0.0	0.0	0	0	0	0	0	0	0	0	0	0	0	0	0	0	0	0	0	0	L	17-31
2023 TOTALS			1-0	5	3	2	0.0	0.0	0	0	0	0	0	0	0	0	0	0	0	0	0	0	0	0	0	0-1	



MAX^G
SCHARPING

HEIGHT: 6-6
WEIGHT: 325
COLLEGE: Northern Illinois
BORN: August 10, 1996



MAX SCHARPING'S NFL REGULAR SEASON STATISTICS

DATE	TEAM	GP	GS
2019	Texans	16	14
2020	Texans	15	8
2021	Texans	17	11
2023	Bengals	17	0
2024	Commanders	0	0
Went from Washington to Pittsburgh.			
2024	Steelers	2	0
2024	TOTAL	2	0
NFL TOTALS		67	33

MAX SCHARPING'S NFL POSTSEASON STATISTICS

DATE	TEAM	GP	GS
2019	Texans	2	2
2022	Bengals	3	3
2024	Steelers	1	0
NFL TOTALS		6	5

2024 GAME-BY-GAME REGULAR-SEASON STATISTICS (COMMANDERS/STEELERS)

DATE	OPPONENT	P/S		W/L	SCORE
09/08	at Buccaneers		DID NOT PLAY	L	20-37
			Went from Commanders to Steelers.		
10/06	Cowboys		ON INACTIVE LIST	L	17-20
10/13	at Raiders		ON INACTIVE LIST	W	32-13
10/20	Jets		DID NOT PLAY (NON-INJURY)	W	37-15
10/28	Giants	P		W	26-18
11/10	at Commanders		ON INACTIVE LIST	W	28-27
11/17	Ravens		ON INACTIVE LIST	W	18-16
11/21	at Browns		INACTIVE	L	19-24
12/01	at Bengals		ON INACTIVE LIST	W	44-38
12/08	Browns		ON INACTIVE LIST	W	27-14
12/15	at Eagles		DID NOT PLAY (NON-INJURY)	L	13-27
12/21	at Ravens		DID NOT PLAY (NON-INJURY)	L	17-34
12/25	Chiefs	P		L	10-29
01/04	Bengals		DID NOT PLAY (NON-INJURY)	L	17-19
2024 TOTALS		2-0		7-7	

2023 GAME-BY-GAME REGULAR-SEASON STATISTICS (BENGALS)

DATE	OPPONENT	P/S		W/L	SCORE
09/10	at Browns	P		L	3-24
09/17	Ravens	P		L	24-27
09/25	Rams	P		W	19-16
10/01	at Titans	P		L	3-27
10/08	at Cardinals	P		W	34-20
10/15	Seahawks	P		W	17-13
10/29	at 49ers	P		W	31-17
11/05	Bills	P		W	24-18
11/12	Texans	P		L	27-30
11/16	at Ravens	P		L	20-34
11/26	Steelers	P		L	10-16
12/04	at Jaguars	P		W	34-31+
12/10	Colts	P		W	34-14
12/16	Vikings	P		W	27-24+
12/23	at Steelers	P		L	11-34
12/31	at Chiefs	P		L	17-25
01/07	Browns	P		W	31-14
2023 TOTALS		17-0		9-8	
+ : Overtime					

2022 GAME-BY-GAME REGULAR-SEASON STATISTICS (TEXANS/BENGALS)

DATE	OPPONENT	P/S		W/L/T	SCORE
09/11	Colts		NOT ON ROSTER	T	20-20
09/18	at Broncos		NOT ON ROSTER	L	9-16
09/25	at Bears		NOT ON ROSTER	L	20-23
10/02	Chargers		NOT ON ROSTER	L	24-34
10/09	at Jaguars		NOT ON ROSTER	W	13-6
10/16	at Saints	P	Went from Texans to Bengals .	W	30-26
10/23	at Raiders		Went from Bengals to Texans .	L	20-38
10/30	Titans		NOT ON ROSTER	L	10-17
11/03	Eagles		NOT ON ROSTER	L	17-29
11/13	at Giants		NOT ON ROSTER	L	16-24
11/20	Commanders		NOT ON ROSTER	L	10-23
11/27	at Dolphins		NOT ON ROSTER	L	15-30
12/04	Browns		NOT ON ROSTER	L	14-27
12/11	at Cowboys		NOT ON ROSTER	L	23-27
12/18	Chiefs		NOT ON ROSTER	L	24-30+
12/24	at Titans		NOT ON ROSTER	W	19-14
01/01	Jaguars		NOT ON ROSTER	L	3-31
01/08	at Colts		NOT ON ROSTER	W	32-31
2022 TOTALS	1-0			4-13-1	
+ - Overtime					

2021 GAME-BY-GAME REGULAR-SEASON STATISTICS (TEXANS)

DATE	OPPONENT	P/S		W/L	SCORE
09/12	Jaguars	S		W	37-21
09/19	at Browns	S		L	21-31
09/23	Panthers	S		L	9-24
10/03	at Bills	S		L	0-40
10/10	Patriots	S		L	22-25
10/17	at Colts	S		L	3-31
10/24	at Cardinals	S		L	5-31
10/31	Rams	S		L	22-38
11/07	at Dolphins	P		L	9-17
11/21	at Titans	P		W	22-13
11/28	Jets	P		L	14-21
12/05	Colts	S		L	0-31
12/12	Seahawks	P		L	13-33
12/19	at Jaguars	S		W	30-16
12/26	Chargers	S		W	41-29
01/02	at 49ers	P		L	7-23
01/09	Titans	P		L	25-28
2021 TOTALS	17-11			4-13	

2020 GAME-BY-GAME REGULAR-SEASON STATISTICS (TEXANS)

DATE	OPPONENT	P/S		W/L	SCORE
09/10	at Chiefs	S		L	20-34
09/20	Ravens	S		L	16-33
09/27	at Steelers	S		L	21-28
10/04	Vikings	P		L	23-31
10/11	Jaguars	P		W	30-14
10/18	at Titans	P		L	36-42+
10/25	Packers	P		L	20-35
11/08	at Jaguars		RESERVE/COVID-19	W	27-25
11/15	at Browns	S		L	7-10
11/22	Patriots	S		W	27-20
11/26	at Lions	S		W	41-25
12/06	Colts	S		L	20-26
12/13	at Bears	P		L	7-36
12/20	at Colts	P		L	20-27
12/27	Bengals	P		L	31-37
01/03	Titans	S		L	38-41
2020 TOTALS	15-8			4-12	
+ - Overtime					

2019 GAME-BY-GAME REGULAR-SEASON STATISTICS (TEXANS)

DATE	OPPONENT	P/S		W/L	SCORE
09/09	at Saints	P		L	28-30
09/15	Jaguars	P		W	13-12
09/22	at Chargers	S		W	27-20
09/29	Panthers	S		L	10-16
10/06	Falcons	S		W	53-32
10/13	at Chiefs	S		W	31-24
10/20	at Colts	S		L	23-30
10/27	Raiders	S		W	27-24
11/03	at Jaguars	S		W	26-3
11/17	at Ravens	S		L	7-41
11/21	Colts	S		W	20-17
12/01	Patriots	S		W	28-22
12/08	Broncos	S		L	24-38
12/15	at Titans	S		W	24-21
12/21	at Buccaneers	S		W	23-20
12/29	Titans	S		L	14-35
2019 TOTALS	16-14			10-6	

2024 GAME-BY-GAME POSTSEASON STATISTICS (STEELERS)

DATE	OPPONENT	P/S	W/L	SCORE
01/11	at Ravens	P	L	14-28
2024 TOTALS		1-0	0-1	


2022 GAME-BY-GAME POSTSEASON STATISTICS (BENGALS)

DATE	OPPONENT	P/S	W/L	SCORE
01/15	Ravens	S	W	24-17
01/22	at Bills	S	W	27-10
01/29	at Chiefs	S	L	20-23
2022 TOTALS		3-3	2-1	

2019 GAME-BY-GAME POSTSEASON STATISTICS (TEXANS)

DATE	OPPONENT	P/S	W/L	SCORE
01/04	Bills	S	W	22-19+
01/12	at Chiefs	S	L	31-51
2019 TOTALS		2-2	1-1	

+ - Overtime



ISAAC^{OL}
SEUMALO

HEIGHT: 6-4
WEIGHT: 303
COLLEGE: Oregon State
BORN: October 29, 1993



ISAAC SEUMALO'S NFL REGULAR SEASON STATISTICS

DATE	TEAM	GP	GS
2016	Eagles	9	4
2017	Eagles	14	2
2018	Eagles	13	9
2019	Eagles	16	16
2020	Eagles	9	9
2021	Eagles	3	3
2022	Eagles	17	17
2023	Steelers	17	17
2024	Steelers	13	13
NFL TOTALS		111	90

ISAAC SEUMALO'S NFL POSTSEASON STATISTICS

DATE	TEAM	GP	GS
2017	Eagles	3	0
2018	Eagles	2	2
2019	Eagles	1	1
2021	Eagles	0	0
2022	Eagles	3	3
2023	Steelers	1	1
2024	Steelers	1	1
NFL TOTALS		11	8

2024 GAME-BY-GAME REGULAR-SEASON STATISTICS (STEELERS)

DATE	OPPONENT	P/S		W/L	SCORE
09/08	at Falcons		ON INACTIVE LIST	W	18-10
09/15	at Broncos		ON INACTIVE LIST	W	13-6
09/22	Chargers		ON INACTIVE LIST	W	20-10
09/29	at Colts		DID NOT PLAY (NON-INJURY)	L	24-27
10/06	Cowboys	S		L	17-20
10/13	at Raiders	S		W	32-13
10/20	Jets	S		W	37-15
10/28	Giants	S		W	26-18
11/10	at Commanders	S		W	28-27
11/17	Ravens	S		W	18-16
11/21	at Browns	S		L	19-24
12/01	at Bengals	S		W	44-38
12/08	Browns	S		W	27-14
12/15	at Eagles	S		L	13-27
12/21	at Ravens	S		L	17-34
12/25	Chiefs	S		L	10-29
01/04	Bengals	S		L	17-19
2024 TOTALS		13-13		10-7	

2024 GAME-BY-GAME POSTSEASON STATISTICS (STEELERS)

DATE	OPPONENT	P/S		W/L	SCORE
01/11	at Ravens	S		L	14-28
2024 TOTALS		1-1		0-1	



BEN ^{WR}SKOWRONEK

HEIGHT: 6-3
WEIGHT: 224
COLLEGE: Notre Dame
BORN: June 27, 1997

15



BEN SKOWRONEK'S NFL REGULAR SEASON RUSHING/RECEIVING STATISTICS

DATE	TEAM	GP	GS	RECEIVING					RUSHING				
				NO.	YDS.	AVG.	LG	TD	NO.	YDS.	AVG.	LG	TD
2021	Rams	14	1	11	133	12.1	35	0	0	0	0.0	0	0
2022	Rams	14	11	39	376	9.6	32	0	1	17	17.0	17	1
2023	Rams	17	0	8	66	8.3	20	1	2	9	4.5	11	0
2024	Texans	0	0	0	0	0.0	0	0	0	0	0.0	0	0
Went from Houston to Pittsburgh.													
2024	Steelers	1	0	5	69	13.8	23	0	0	0	0.0	0	0
2024	TOTAL	1	0	5	69	13.8	23	0	0	0	0.0	0	0
NFL TOTALS		46	12	63	644	10.2	35	1	3	26	8.7	17	1

BEN SKOWRONEK'S NFL POSTSEASON RUSHING/RECEIVING STATISTICS

DATE	TEAM	GP	GS	RECEIVING					RUSHING				
				NO.	YDS.	AVG.	LG	TD	NO.	YDS.	AVG.	LG	TD
2021	Rams	4	0	2	12	6.0	7	0	0	0	0.0	0	0
2023	Rams	1	0	1	5	5.0	5	0	0	0	0.0	0	0
2024	Steelers	1	0	0	0	0.0	0	0	0	0	0.0	0	0
NFL TOTALS		6	0	3	17	5.7	7	0	0	0	0.0	0	0

BEN SKOWRONEK'S NFL REGULAR SEASON RETURN STATISTICS

KICKOFF RETURNS							PUNT RETURNS						
DATE	TEAM	RET.	YDS.	AVG.	LG	TD	NO.	FC	YDS.	AVG.	LG	TD	
2021	Rams	4	70	17.5	19	0	0	0	0	0.0	0	0	
2022	Rams	0	0	0.0	0	0	0	0	0	0.0	0	0	
2023	Rams	0	0	0.0	0	0	0	0	0	0.0	0	0	
2024	Texans	0	0	0.0	0	0	0	0	0	0.0	0	0	
Went from Houston to Pittsburgh.													
2024	Steelers	0	0	0.0	0	0	0	0	0	0.0	0	0	
2024	TOTAL	0	0	0.0	0	0	0	0	0	0.0	0	0	
NFL TOTALS		4	70	17.5	19	0	0	0	0	0.0	0	0	

BEN SKOWRONEK'S NFL POSTSEASON RETURN STATISTICS

KICKOFF RETURNS							PUNT RETURNS						
DATE	TEAM	RET.	YDS.	AVG.	LG	TD	NO.	FC	YDS.	AVG.	LG	TD	
2021	Rams	0	0	0.0	0	0	0	0	0	0.0	0	0	
2023	Rams	0	0	0.0	0	0	0	0	0	0.0	0	0	
2024	Steelers	0	0	0.0	0	0	0	0	0	0.0	0	0	
NFL TOTALS		0	0	0.0	0	0	0	0	0	0.0	0	0	

SINGLE-GAME HIGHS: RUSHING/RECEIVING

Rush Attempts	1 at Green Bay Packers, Nov 05, 2023 1 vs. San Francisco 49ers, Sep 17, 2023 ...1 more at 1.	Kickoff Returns	4 vs. Detroit Lions, Oct 24, 2021
Rushing Yards	17 vs. Carolina Panthers, Oct 16, 2022 11 vs. San Francisco 49ers, Sep 17, 2023	Kickoff Return Yards	70 vs. Detroit Lions, Oct 24, 2021
Longest Runs	17 vs. Carolina Panthers, Oct 16, 2022 11 vs. San Francisco 49ers, Sep 17, 2023	Longest Kickoff Return	19 vs. Detroit Lions, Oct 24, 2021 17 vs. Detroit Lions, Oct 24, 2021 ...2 more at 17.
Rushing TDs	1 vs. Carolina Panthers, Oct 16, 2022	Kickoff Return Average	17.5 vs. Detroit Lions, Oct 24, 2021
Receptions	7 vs. Las Vegas Raiders, Dec 08, 2022 6 vs. Dallas Cowboys, Oct 09, 2022	Special Teams Tackles	3 vs. Washington Commanders, Dec 17, 2023 2 vs. Cleveland Browns, Dec 08, 2024 ...5 more at 2.
Receiving Yards	89 vs. Las Vegas Raiders, Dec 08, 2022 66 at Arizona Cardinals, Sep 25, 2022	Most TDs	1 at Dallas Cowboys, Oct 29, 2023 1 vs. Carolina Panthers, Oct 16, 2022 1 vs. Seattle Seahawks, Dec 04, 2022 1 vs. San Francisco 49ers, Jan 09, 2022
Receiving Average	16.5 at Arizona Cardinals, Sep 25, 2022	Miscellaneous Tackles	1 at Tampa Bay Buccaneers, Nov 06, 2022
Longest Receptions	35 vs. Jacksonville Jaguars, Dec 05, 2021 32 vs. Las Vegas Raiders, Dec 08, 2022 ...1 more at 32.	Longest Own Fumble Return	89 vs. Las Vegas Raiders, Dec 08, 2022
Receiving TDs	1 at Dallas Cowboys, Oct 29, 2023	Scrimmage Yards	66 at Arizona Cardinals, Sep 25, 2022
All-Purpose Yards	89 vs. Las Vegas Raiders, Dec 08, 2022 70 vs. Detroit Lions, Oct 24, 2021		

SINGLE-GAME HIGHS - POSTSEASON: RECEIVING

Receptions	2 at Cincinnati Bengals, Feb 13, 2022	Special Teams Tackles	2 at Tampa Bay Buccaneers, Jan 23, 2022
	1 at Detroit Lions, Jan 14, 2024	Miscellaneous Tackles	1 at Cincinnati Bengals, Feb 13, 2022
Receiving Yards	12 at Cincinnati Bengals, Feb 13, 2022	Scrimmage Yards	12 at Cincinnati Bengals, Feb 13, 2022
	5 at Detroit Lions, Jan 14, 2024		5 at Detroit Lions, Jan 14, 2024
Longest Receptions	7 at Cincinnati Bengals, Feb 13, 2022		
	5 at Detroit Lions, Jan 14, 2024		
	5 at Cincinnati Bengals, Feb 13, 2022		
All-Purpose Yards	12 at Cincinnati Bengals, Feb 13, 2022		
	5 at Detroit Lions, Jan 14, 2024		

2024 GAME-BY-GAME REGULAR-SEASON STATISTICS (STEELERS)

DATE	OPPONENT	P/S	RECEIVING					RUSHING					W/L	SCORE
			NO.	YDS.	AVG.	LG	TD	NO.	YDS.	AVG.	LG	TD		
12/08	Browns	P	0	0	0.0	0	0	0	0	0.0	0	0	W	27-14
2024 TOTALS		1-0	0	0	0.0	0	0	0	0	0.0	0	0	1-0	

2023 GAME-BY-GAME REGULAR-SEASON STATISTICS (RAMS)

DATE	OPPONENT	P/S	RECEIVING					RUSHING					W/L	SCORE
			NO.	YDS.	AVG.	LG	TD	NO.	YDS.	AVG.	LG	TD		
09/10	at Seahawks	P	0	0	0.0	0	0	0	0	0.0	0	0	W	30-13
09/17	49ers	P	1	10	10.0	10	0	1	11	11.0	11	0	L	23-30
09/25	at Bengals	P	1	3	3.0	3	0	0	0	0.0	0	0	L	16-19
10/01	at Colts	P	0	0	0.0	0	0	0	0	0.0	0	0	W	29-23+
10/08	Eagles	P	0	0	0.0	0	0	0	0	0.0	0	0	L	14-23
10/15	Cardinals	P	0	0	0.0	0	0	0	0	0.0	0	0	W	26-9
10/22	Steelers	P	0	0	0.0	0	0	0	0	0.0	0	0	L	17-24
10/29	at Cowboys	P	1	20	20.0	20	1	0	0	0.0	0	0	L	20-43
11/05	at Packers	P	0	0	0.0	0	0	1	-2	-2.0	-2	0	L	3-20
11/19	Seahawks	P	0	0	0.0	0	0	0	0	0.0	0	0	W	17-16
11/26	at Cardinals	P	1	-1	-1.0	-1	0	0	0	0.0	0	0	W	37-14
12/03	Browns	P	2	12	6.0	6	0	0	0	0.0	0	0	W	36-19
12/10	at Ravens	P	0	0	0.0	0	0	0	0	0.0	0	0	L	31-37+
12/17	Commanders	P	0	0	0.0	0	0	0	0	0.0	0	0	W	28-20
12/21	Saints	P	0	0	0.0	0	0	0	0	0.0	0	0	W	30-22
12/31	at Giants	P	0	0	0.0	0	0	0	0	0.0	0	0	W	26-25
01/07	at 49ers	P	2	22	11.0	17	0	0	0	0.0	0	0	W	21-20
2023 TOTALS		17-0	8	66	8.3	20	1	2	9	4.5	11	0	10-7	

+ - Overtime

2022 GAME-BY-GAME REGULAR-SEASON STATISTICS (RAMS)

DATE	OPPONENT	P/S	RECEIVING					RUSHING					W/L	SCORE
			NO.	YDS.	AVG.	LG	TD	NO.	YDS.	AVG.	LG	TD		
09/08	Bills	S	4	25	6.3	12	0	0	0	0.0	0	0	L	10-31
09/18	Falcons	S	2	16	8.0	8	0	0	0	0.0	0	0	W	31-27
09/25	at Cardinals	S	4	66	16.5	32	0	0	0	0.0	0	0	W	20-12
10/03	at 49ers	S	2	33	16.5	17	0	0	0	0.0	0	0	L	9-24
10/09	Cowboys	S	6	41	6.8	12	0	0	0	0.0	0	0	L	10-22
10/16	Panthers	P	5	40	8.0	19	0	1	17	17.0	17	1	W	24-10
10/30	49ers	P	1	10	10.0	10	0	0	0	0.0	0	0	L	14-31
11/06	at Buccaneers	P	0	0	0.0	0	0	0	0	0.0	0	0	L	13-16
11/13	Cardinals	S	2	14	7.0	8	0	0	0	0.0	0	0	L	17-27
11/20	at Saints	S	1	4	4.0	4	0	0	0	0.0	0	0	L	20-27
11/27	at Chiefs	S	2	5	2.5	5	0	0	0	0.0	0	0	L	10-26
12/04	Seahawks	S	2	30	15.0	22	0	0	0	0.0	0	0	L	23-27
12/08	Raiders	S	7	89	12.7	32	0	0	0	0.0	0	0	W	17-16
12/19	at Packers	S	1	3	3.0	3	0	0	0	0.0	0	0	L	12-24
12/25	Broncos												W	51-14
01/01	at Chargers												L	10-31
01/08	at Seahawks												L	16-19+
2022 TOTALS		14-11	39	376	9.6	32	0	1	17	17.0	17	1	5-12	

+ - Overtime

2021 GAME-BY-GAME REGULAR-SEASON STATISTICS (RAMS)

			RECEIVING					RUSHING					W/L	SCORE
DATE	OPPONENT	P/S	NO.	YDS.	AVG.	LG	TD	NO.	YDS.	AVG.	LG	TD		
09/12	Bears							ON INACTIVE LIST					W	34-14
09/19	at Colts							ON INACTIVE LIST					W	27-24
09/26	Buccaneers	P	0	0	0.0	0	0	0	0	0.0	0	0	W	34-24
10/03	Cardinals	P	0	0	0.0	0	0	0	0	0.0	0	0	L	20-37
10/07	at Seahawks	P	0	0	0.0	0	0	0	0	0.0	0	0	W	26-17
10/17	at Giants	P	0	0	0.0	0	0	0	0	0.0	0	0	W	38-11
10/24	Lions	P	0	0	0.0	0	0	0	0	0.0	0	0	W	28-19
10/31	at Texans	P	3	30	10.0	20	0	0	0	0.0	0	0	W	38-22
11/07	Titans	P	0	0	0.0	0	0	0	0	0.0	0	0	L	16-28
11/15	at 49ers	P	1	8	8.0	8	0	0	0	0.0	0	0	L	10-31
11/28	at Packers							ON INACTIVE LIST					L	28-36
12/05	Jaguars	S	1	35	35.0	35	0	0	0	0.0	0	0	W	37-7
12/13	at Cardinals	P	0	0	0.0	0	0	0	0	0.0	0	0	W	30-23
12/21	Seahawks	P	4	42	10.5	14	0	0	0	0.0	0	0	W	20-10
12/26	at Vikings	P	0	0	0.0	0	0	0	0	0.0	0	0	W	30-23
01/02	at Ravens	P	2	18	9.0	15	0	0	0	0.0	0	0	W	20-19
01/09	49ers	P	0	0	0.0	0	0	0	0	0.0	0	0	L	24-27+
2021 TOTALS		14-1	11	133	12.1	35	0	0	0	0.0	0	0	12-5	
+ - Overtime														

2024 GAME-BY-GAME POSTSEASON STATISTICS (STEELERS)

			RECEIVING					RUSHING					W/L	SCORE
DATE	OPPONENT	P/S	NO.	YDS.	AVG.	LG	TD	NO.	YDS.	AVG.	LG	TD		
01/11	at Ravens	P	0	0	0.0	0	0	0	0	0.0	0	0	L	14-28
2024 TOTALS		1-0	0	0	0.0	0	0	0	0	0.0	0	0	0-1	

2023 GAME-BY-GAME POSTSEASON STATISTICS (RAMS)

			RECEIVING					RUSHING					W/L	SCORE
DATE	OPPONENT	P/S	NO.	YDS.	AVG.	LG	TD	NO.	YDS.	AVG.	LG	TD		
01/14	at Lions	P	1	5	5.0	5	0	0	0	0.0	0	0	L	23-24
2023 TOTALS		1-0	1	5	5.0	5	0	0	0	0.0	0	0	0-1	

2021 GAME-BY-GAME POSTSEASON STATISTICS (RAMS)

			RECEIVING					RUSHING					W/L	SCORE
DATE	OPPONENT	P/S	NO.	YDS.	AVG.	LG	TD	NO.	YDS.	AVG.	LG	TD		
01/17	Cardinals	P	0	0	0.0	0	0	0	0	0.0	0	0	W	34-11
01/23	at Buccaneers	P	0	0	0.0	0	0	0	0	0.0	0	0	W	30-27
01/30	49ers	P	0	0	0.0	0	0	0	0	0.0	0	0	W	20-17
02/13	at Bengals	P	2	12	6.0	7	0	0	0	0.0	0	0	W	23-20
2021 TOTALS		4-0	2	12	6.0	7	0	0	0	0.0	0	0	4-0	



PRESTON ^{LB}
SMITH

HEIGHT: 6-3
WEIGHT: 265
COLLEGE: Mississippi State
BORN: November 17, 1992

HOW ACQUIRED: TR '24 (GB)
NFL EXPERIENCE: 10th year
BIRTHPLACE: Stone Mountain, GA



PRESTON SMITH'S NFL REGULAR SEASON DEFENSIVE STATISTICS

DATE	TEAM	GP	GS	TK	S	TACKLES					YDS	QBH	INTERCEPTIONS				O. FUMB				ST				MISC	
						A	TFL	YDS	SK	NO			YDS	LG	TD	PD	FF	FR	TD	YDS	TK	S	A	FF		FR
2015	Redskins	16	2	30	20	10	6	39	8.0	77.0	10	0	0	0	0	4	2	1	0	0	5	4	1	1	0	0
2016	Redskins	16	16	38	22	16	8	37	4.5	31.5	12	1	22	22	0	3	0	0	0	0	0	0	0	0	0	
2017	Redskins	16	16	42	31	11	10	48	8.0	40.5	21	2	26	18	0	3	1	1	0	12	0	0	0	0	0	
2018	Redskins	16	16	53	30	23	5	26	4.0	32.5	16	1	3	3	0	3	0	1	1	1	0	0	0	0	0	
2019	Packers	16	16	56	36	20	11	69	12.0	88.0	23	1	5	5	0	4	1	0	0	0	0	0	0	0	0	
2020	Packers	16	13	42	29	13	7	25	4.0	24.0	11	0	0	0	0	3	0	1	1	14	0	0	0	0	0	
2021	Packers	16	16	38	25	13	9	55	9.0	65.0	17	0	0	0	0	2	2	1	0	6	0	0	0	0	0	
2022	Packers	17	17	59	38	21	9	49	8.5	64.0	20	0	0	0	0	1	1	0	0	0	0	0	0	0	0	
2023	Packers	17	17	48	28	20	4	30	8.0	44.0	21	0	0	0	0	4	2	0	0	0	0	0	0	0	0	
2024	Packers	9	9	19	6	13	2	17	2.5	20.5	4	0	0	0	0	0	0	0	0	0	0	0	0	0	0	
Went from Green Bay to Pittsburgh.																										
2024	Steelers	1	0	13	6	7	3	16	2.0	5.0	2	0	0	0	0	0	0	1	0	0	0	0	0	0	0	0
2024	TOTAL	10	9	32	12	20	5	33	4.5	25.5	6	0	0	0	0	0	0	1	0	0	0	0	0	0	0	0
NFL TOTALS		156	138	438	271	167	74	411	70.5	492.0	157	5	56	22	0	27	9	6	2	33	5	4	1	1	0	0

PRESTON SMITH'S NFL POSTSEASON DEFENSIVE STATISTICS

DATE	TEAM	GP	GS	TK	S	TACKLES						INTERCEPTIONS				O. FUMB				ST				MISC		
						A	TFL	YDS	SK	YDS	QBH	NO	YDS	LG	TD	PD	FF	FR	TD	YDS	TK	S	A	FF	S	A
2015	Redskins	1	0	3	2	1	1	5	1.0	5.0	1	0	0	0	0	0	0	0	0	0	0	0	0	0	0	
2019	Packers	2	2	4	4	0	1	6	2.0	6.0	4	0	0	0	0	0	0	0	0	0	0	0	0	0	0	
2020	Packers	2	2	6	6	2	0	0	0.0	0.0	2	0	0	0	0	2	0	0	0	0	0	0	0	0	0	
2021	Packers	1	1	6	6	3	0	0	0.0	0.0	0	0	0	0	0	0	0	0	0	0	0	0	0	0	0	
2023	Packers	2	2	3	2	1	1	5	1.5	8.5	3	0	0	0	0	1	0	0	0	0	0	0	0	0	0	
2024	Steelers	0	0	0	0	0	0	0	0.0	0.0	0	0	0	0	0	0	0	0	0	0	0	0	0	0	0	
NFL TOTALS		8	7	25	18	7	3	16	4.5	19.5	10	0	0	0	0	3	0	0	0	0	0	0	0	0	0	0

SINGLE-GAME HIGHS: DEFENSIVE

Total Tackles	9 vs. Carolina Panthers, Nov 10, 2019	Tackles For Loss	2 at Tennessee Titans, Sep 22, 2024
	9 at Los Angeles Chargers, Nov 03, 2019		2 vs. Los Angeles Rams, Dec 19, 2022
Solo Tackles	7 vs. Carolina Panthers, Nov 10, 2019	Interceptions	...13 more at 2.
	6 at Los Angeles Chargers, Nov 03, 2019		1 vs. Minnesota Vikings, Sep 15, 2019
	...1 more at 6.		1 vs. Houston Texans, Nov 18, 2018
Sacks	3.0 vs. Denver Broncos, Sep 22, 2019	Interception Return Yards	...3 more at 1.
	3.0 at Philadelphia Eagles, Dec 26, 2015		22 vs. Minnesota Vikings, Nov 13, 2016
Passes Defensed	1 at Detroit Lions, Nov 23, 2023		18 vs. Arizona Cardinals, Dec 17, 2017
	1 vs. Los Angeles Rams, Nov 05, 2023	Special Teams Tackles	1 at Dallas Cowboys, Jan 03, 2016
	...24 more at 1.		1 vs. New York Giants, Nov 29, 2015
Forced Fumbles	1 at Minnesota Vikings, Dec 31, 2023		...3 more at 1.
	1 vs. Minnesota Vikings, Oct 29, 2023	Special Teams Forced Fumbles	1 vs. Miami Dolphins, Sep 13, 2015
	...7 more at 1.	Longest Opp Fumble Return	14 vs. Chicago Bears, Nov 29, 2020
Fumble Recoveries	1 vs. Los Angeles Rams, Nov 28, 2021		12 vs. Arizona Cardinals, Dec 17, 2017
	1 vs. Chicago Bears, Nov 29, 2020		
	...3 more at 1.		

SINGLE-GAME HIGHS - POSTSEASON: DEFENSIVE

Total Tackles	9 vs. San Francisco 49ers, Jan 22, 2022	Passes Defensed	2 vs. Los Angeles Rams, Jan 16, 2021
	4 vs. Seattle Seahawks, Jan 12, 2020	Tackles For Loss	1 at Dallas Cowboys, Jan 14, 2024
	3 vs. Tampa Bay Buccaneers, Jan 24, 2021		1 vs. Seattle Seahawks, Jan 12, 2020
	3 vs. Los Angeles Rams, Jan 16, 2021		1 vs. Green Bay Packers, Jan 10, 2016
	3 at San Francisco 49ers, Jan 19, 2020	Safeties	1 vs. Green Bay Packers, Jan 10, 2016
	...1 more at 3.		
Solo Tackles	6 vs. San Francisco 49ers, Jan 22, 2022		
	2 vs. Tampa Bay Buccaneers, Jan 24, 2021		
	2 vs. Los Angeles Rams, Jan 16, 2021		
	2 at San Francisco 49ers, Jan 19, 2020		
	...2 more at 2.		
Sacks	2.0 vs. Seattle Seahawks, Jan 12, 2020		
	1.0 at Dallas Cowboys, Jan 14, 2024		
	1.0 vs. Green Bay Packers, Jan 10, 2016		
	0.5 at San Francisco 49ers, Jan 20, 2024		

2024 GAME-BY-GAME REGULAR-SEASON STATISTICS (PACKERS/STEELERS)

DATE	OPPONENT	P/S	TACKLES							INTERCEPTIONS					O. FUMB				ST				MISC		W/L	SCORE		
			TK	S	A	SK	YDS	TFL	YDS	QBH	NO	YDS	LG	TD	PD	FF	FR	TD	YDS	TK	S	A	FF	FR			S	A
09/06	at Eagles	S	2	1	1	0.0	0.0	0	0	0	0	0	0	0	0	0	0	0	0	0	0	0	0	0	0	L	29-34	
09/15	Colts	S	2	1	1	0.0	0.0	0	0	0	0	0	0	0	0	0	0	0	0	0	0	0	0	0	0	W	16-10	
09/22	at Titans	S	3	3	0	2.0	17.0	2	17	2	0	0	0	0	0	0	0	0	0	0	0	0	0	0	0	W	30-14	
09/29	Vikings	S	2	0	2	0.0	0.0	0	0	0	0	0	0	0	0	0	0	0	0	0	0	0	0	0	0	L	29-31	
10/06	at Rams	S	4	0	4	0.5	3.5	0	0	1	0	0	0	0	0	0	0	0	0	0	0	0	0	0	0	W	24-19	
10/13	Cardinals	S	1	1	0	0.0	0.0	0	0	0	0	0	0	0	0	0	0	0	0	0	0	0	0	0	0	W	34-13	
10/20	Texans	S	1	0	1	0.0	0.0	0	0	0	0	0	0	0	0	0	0	0	0	0	0	0	0	0	0	W	24-22	
10/27	at Jaguars	S	1	0	1	0.0	0.0	0	0	1	0	0	0	0	0	0	0	0	0	0	0	0	0	0	0	W	30-27	
11/03	Lions	S	3	0	3	0.0	0.0	0	0	0	0	0	0	0	0	0	0	0	0	0	0	0	0	0	0	L	14-24	
11/10	at Commanders	P	3	3	0	1.0	1.0	2	12	Went from Packers to Steelers. Went from Steelers to Packers.																W	28-27	
11/17	at Bears										NOT ON ROSTER																W	20-19
11/24	49ers										NOT ON ROSTER																W	38-10
11/28	Dolphins										NOT ON ROSTER																W	30-17
12/05	at Lions										NOT ON ROSTER																L	31-34
12/15	at Seahawks										NOT ON ROSTER																W	30-13
12/23	Saints										NOT ON ROSTER																W	34-0
12/29	at Vikings										NOT ON ROSTER																L	25-27
01/05	Bears										NOT ON ROSTER																L	22-24
2024 TOTALS			10-9								22	9	13	3.5	21.5	4	29	5	0	0	0	0	0	0	0	0	12-6	

2023 GAME-BY-GAME REGULAR-SEASON STATISTICS (PACKERS)

DATE	OPPONENT	P/S	TACKLES							INTERCEPTIONS					O. FUMB			ST				MISC		W/L	SCORE		
			TK	S	A	SK	YDS	TFL	YDS	QBH	NO	YDS	LG	TD	PD	FF	FR	TD	YDS	TK	S	A	FF			FR	S
09/10	at Bears	S	5	4	1	0.0	0.0	0	0	0	0	0	0	0	0	0	0	0	0	0	0	0	0	0	0	W	38-20
09/17	at Falcons	S	6	4	2	0.0	0.0	0	0	1	0	0	0	0	0	0	0	0	0	0	0	0	0	0	0	L	24-25
09/24	Saints	S	1	0	1	0.0	0.0	0	0	0	0	0	0	0	0	0	0	0	0	0	0	0	0	0	0	W	18-17
09/28	Lions	S	5	4	1	0.0	0.0	0	0	1	0	0	0	0	0	0	0	0	0	0	0	0	0	0	0	L	20-34
10/09	at Raiders	S	3	2	1	1.0	7.0	1	7	2	0	0	0	0	1	0	0	0	0	0	0	0	0	0	0	L	13-17
10/22	at Broncos	S	2	1	1	1.0	0.0	0	0	1	0	0	0	0	0	0	0	0	0	0	0	0	0	0	0	L	17-19
10/29	Vikings	S	5	2	3	2.0	9.0	1	9	4	0	0	0	0	1	1	0	0	0	0	0	0	0	0	0	L	10-24
11/05	Rams	S	1	1	0	0.0	0.0	0	0	0	0	0	0	0	1	0	0	0	0	0	0	0	0	0	0	W	20-3
11/12	at Steelers	S	4	3	1	1.0	7.0	1	7	1	0	0	0	0	0	0	0	0	0	0	0	0	0	0	0	L	19-23
11/19	Chargers	S	2	1	1	0.0	0.0	0	0	2	0	0	0	0	0	0	0	0	0	0	0	0	0	0	0	W	23-20
11/23	at Lions	S	4	0	4	0.0	0.0	0	0	1	0	0	0	0	1	0	0	0	0	0	0	0	0	0	0	W	29-22
12/03	Chiefs	S	2	1	1	0.5	2.5	0	0	1	0	0	0	0	0	0	0	0	0	0	0	0	0	0	0	W	27-19
12/11	at Giants	S	1	0	1	0.0	0.0	0	0	0	0	0	0	0	0	0	0	0	0	0	0	0	0	0	0	L	22-24
12/17	Buccaneers	S	1	0	1	0.0	0.0	0	0	0	0	0	0	0	0	0	0	0	0	0	0	0	0	0	0	L	20-34
12/24	at Panthers	S	3	2	1	1.5	10.5	1	7	4	0	0	0	0	0	0	0	0	0	0	0	0	0	0	0	W	33-30
12/31	at Vikings	S	1	1	0	1.0	8.0	0	0	3	0	0	0	0	0	1	0	0	0	0	0	0	0	0	0	W	33-10
01/07	Bears	S	2	2	0	0.0	0.0	0	0	0	0	0	0	0	0	0	0	0	0	0	0	0	0	0	0	W	17-9
2023 TOTALS			17-17	48	28	20	8.0	44.0	4	30	21	0	0	0	0	4	2	0	0	0	0	0	0	0	0	0	9-8

2022 GAME-BY-GAME REGULAR-SEASON STATISTICS (PACKERS)

DATE	OPPONENT	P/S	TACKLES								INTERCEPTIONS				O. FUMB				ST				MISC		W/L	SCORE	
			TK	S	A	SK	YDS	TFL	YDS	QBH	NO	YDS	LG	TD	PD	FF	FR	TD	YDS	TK	S	A	FF	FR			S
09/11	at Vikings	S	3	2	1	0.0	0.0	0	0	2	0	0	0	0	0	0	0	0	0	0	0	0	0	0	0	L	7-23
09/18	Bears	S	7	4	3	2.0	15.0	2	15	3	0	0	0	0	0	0	0	0	0	0	0	0	0	0	0	W	27-10
09/25	at Buccaneers	S	0	0	0	0.0	0.0	0	0	0	0	0	0	0	0	0	0	0	0	0	0	0	0	0	0	W	14-12
10/02	Patriots	S	3	1	2	0.5	3.0	0	0	1	0	0	0	0	0	0	0	0	0	0	0	0	0	0	0	W	27-24+
10/09	Giants	S	4	3	1	1.0	4.0	1	4	3	0	0	0	0	0	0	0	0	0	0	0	0	0	0	0	L	22-27
10/16	Jets	S	2	2	0	0.0	0.0	0	0	0	0	0	0	0	0	0	0	0	0	0	0	0	0	0	0	L	10-27
10/23	at Commanders	S	4	2	2	0.0	0.0	1	3	0	0	0	0	0	0	0	0	0	0	0	0	0	0	0	0	L	21-23
10/30	at Bills	S	5	4	1	0.0	0.0	1	4	0	0	0	0	0	0	0	0	0	0	0	0	0	0	0	0	L	17-27
11/06	at Lions	S	1	0	1	0.0	0.0	0	0	0	0	0	0	0	1	0	0	0	0	0	0	0	0	0	0	L	9-15
11/13	Cowboys	S	2	2	0	0.0	0.0	0	0	1	0	0	0	0	0	0	0	0	0	0	0	0	0	0	0	W	31-28+
11/17	Titans	S	5	2	3	1.5	12.5	1	8	2	0	0	0	0	0	0	0	0	0	0	0	0	0	0	0	L	17-27
11/27	at Eagles	S	6	3	3	0.5	5.5	1	1	1	0	0	0	0	0	0	0	0	0	0	0	0	0	0	0	L	33-40
12/04	at Bears	S	5	4	1	0.0	0.0	0	0	0	0	0	0	0	0	0	0	0	0	0	0	0	0	0	0	W	28-19
12/19	Rams	S	3	2	1	2.0	14.0	2	14	4	0	0	0	0	0	0	0	0	0	0	0	0	0	0	0	W	24-12
12/25	at Dolphins	S	5	5	0	1.0	10.0	0	0	2	0	0	0	0	0	1	0	0	0	0	0	0	0	0	0	W	26-20
01/01	Vikings	S	3	1	2	0.0	0.0	0	0	1	0	0	0	0	0	0	0	0	0	0	0	0	0	0	0	W	41-17
01/08	Lions	S	1	1	0	0.0	0.0	0	0	0	0	0	0	0	0	0	0	0	0	0	0	0	0	0	0	L	16-20
2022 TOTALS		17-17	59	38	21	8.5	64.0	9	49	20	0	0	0	0	1	1	0	0	0	0	0	0	0	0	0	8-9	
+- Overtime																											

+ - Overtime

2021 GAME-BY-GAME REGULAR-SEASON STATISTICS (PACKERS)

DATE	OPPONENT	P/S	TACKLES								INTERCEPTIONS					O. FUMB				ST				MISC		W/L	SCORE
			TK	S	A	SK	YDS	TFL	YDS	QBH	NO	YDS	LG	TD	PD	FF	FR	TD	YDS	TK	S	A	FF	FR	S		
09/12	at Saints	S	5	4	1	0.0	0.0	0	0	1	0	0	0	0	0	0	0	0	0	0	0	0	0	0	0	L	3-38
09/20	Lions	S	0	0	0	0.0	0.0	0	0	1	0	0	0	0	0	0	0	0	0	0	0	0	0	0	0	W	35-17
09/26	at 49ers	S	4	3	1	1.0	0.0	1	3	3	0	0	0	0	0	0	0	0	0	0	0	0	0	0	0	W	30-28
10/03	Steelers	S	0	0	0	0.0	0.0	0	0	0	0	0	0	0	0	0	0	0	0	0	0	0	0	0	0	W	27-17
10/10	at Bengals	S	4	1	3	1.0	7.0	1	7	1	0	0	0	0	0	0	0	0	0	0	0	0	0	0	0	W	25-22+
10/17	at Bears	S	0	0	0	0.0	0.0	0	0	0	0	0	0	0	0	0	0	0	0	0	0	0	0	0	0	W	24-14
10/24	Football Team		GAME INACTIVE/INJURY																							W	24-10
10/28	at Cardinals	S	0	0	0	0.0	0.0	0	0	0	0	0	0	0	0	0	0	0	0	0	0	0	0	0	0	W	24-21
11/07	at Chiefs	S	0	0	0	0.0	0.0	0	0	0	0	0	0	0	0	0	0	0	0	0	0	0	0	0	0	L	7-10
11/14	Seahawks	S	2	1	1	1.0	14.0	1	14	1	0	0	0	0	0	0	0	0	0	0	0	0	0	0	0	W	17-3
11/21	at Vikings	S	6	4	2	2.0	23.0	2	11	3	0	0	0	0	0	1	0	0	0	0	0	0	0	0	0	L	31-34
11/28	Rams	S	2	2	0	0.0	0.0	0	0	0	0	0	0	1	0	1	0	6	0	0	0	0	0	0	0	W	36-28
12/12	Bears	S	4	3	1	2.0	14.0	1	8	3	0	0	0	0	0	1	0	0	0	0	0	0	0	0	0	W	45-30
12/19	at Ravens	S	3	2	1	0.0	0.0	0	0	1	0	0	0	0	0	0	0	0	0	0	0	0	0	0	0	W	31-30
12/25	Browns	S	3	2	1	1.0	2.0	1	2	1	0	0	0	0	0	0	0	0	0	0	0	0	0	0	0	W	24-22
01/02	Vikings	S	4	3	1	1.0	5.0	2	10	1	0	0	0	0	1	0	0	0	0	0	0	0	0	0	0	W	37-10
01/09	at Lions	S	1	0	1	0.0	0.0	0	0	1	0	0	0	0	0	0	0	0	0	0	0	0	0	0	0	L	30-37
2021 TOTALS		16-16	38	25	13	9.0	65.0	9	55	17	0	0	0	0	2	2	1	0	6	0	0	0	0	0	0	13-4	
+ Overtime																											

2020 GAME-BY-GAME REGULAR-SEASON STATISTICS (PACKERS)

DATE	OPPONENT	P/S	TACKLES							INTERCEPTIONS				O. FUMB			ST				MISC		W/L	SCORE				
			TK	S	A	SK	YDS	TFL	YDS	QBH	NO	YDS	LG	TD	PD	FF	FR	TD	YDS	TK	S	A			FF	FR	S	A
09/13	at Vikings	S	0	0	0	0.0	0.0	0	0	0	0	0	0	0	0	0	0	0	0	0	0	0	0	0	0	W	43-34	
09/20	Lions	S	3	2	1	0.5	2.5	0	0	1	0	0	0	0	0	0	0	0	0	0	0	0	0	0	0	W	42-21	
09/27	at Saints	S	3	1	2	0.0	0.0	0	0	0	0	0	0	0	0	0	0	0	0	0	0	0	0	0	0	W	37-30	
10/05	Falcons	S	2	2	0	0.0	0.0	0	0	0	0	0	0	0	0	0	0	0	0	0	0	0	0	0	0	W	30-16	
10/18	at Buccaneers	S	1	1	0	0.0	0.0	0	0	1	0	0	0	0	0	0	0	0	0	0	0	0	0	0	0	L	10-38	
10/25	at Texans	S	3	2	1	0.0	0.0	1	1	0	0	0	0	0	0	0	0	0	0	0	0	0	0	0	0	W	35-20	
11/01	Vikings	S	3	3	0	0.0	0.0	0	0	0	0	0	0	0	0	0	0	0	0	0	0	0	0	0	0	L	22-28	
11/05	at 49ers	S	2	1	1	0.0	0.0	0	0	2	0	0	0	0	1	0	0	0	0	0	0	0	0	0	0	W	34-17	
11/15	Jaguars	S	5	4	1	1.0	10.0	2	10	1	0	0	0	0	0	0	0	0	0	0	0	0	0	0	0	W	24-20	
11/22	at Colts	S	4	3	1	0.0	0.0	1	0	0	0	0	0	0	0	0	0	0	0	0	0	0	0	0	0	L	31-34+	
11/29	Bears	P	3	2	1	1.0	6.0	1	6	2	0	0	0	0	0	1	1	14	0	0	0	0	0	0	0	W	41-25	
12/06	Eagles	P	5	3	2	0.5	1.5	1	4	1	0	0	0	0	1	0	0	0	0	0	0	0	0	0	0	W	30-16	
12/13	at Lions	S	2	2	0	0.0	0.0	0	0	0	0	0	0	0	0	0	0	0	0	0	0	0	0	0	0	W	31-24	
12/19	Panthers	P	3	1	2	1.0	4.0	1	4	1	0	0	0	0	0	0	0	0	0	0	0	0	0	0	0	W	24-16	
12/27	Titans	S	3	2	1	0.0	0.0	0	0	1	0	0	0	0	1	0	0	0	0	0	0	0	0	0	0	W	40-14	
01/03	at Bears	S	0	0	0	0.0	0.0	0	0	1	0	0	0	0	0	0	0	0	0	0	0	0	0	0	0	W	35-16	
2020 TOTALS		16-13	42	29	13	4.0	24.0	7	25	11	0	0	0	0	3	0	1	1	14	0	0	0	0	0	0	0	13-3	
+ Overtime																												

2019 GAME-BY-GAME REGULAR-SEASON STATISTICS (PACKERS)

DATE	OPPONENT	P/S	TACKLES								INTERCEPTIONS				O. FUMB				ST				MISC		W/L	SCORE	
			TK	S	A	SK	YDS	TFL	YDS	QBH	NO	YDS	LG	TD	PD	FF	FR	TD	YDS	TK	S	A	FF	FR			S
09/05	at Bears	S	5	2	3	1.5	11.0	1	11	3	0	0	0	0	1	0	0	0	0	0	0	0	0	0	0	W	10-3
09/15	Vikings	S	3	2	1	0.0	0.0	0	0	1	1	5	5	0	0	0	0	0	0	0	0	0	0	0	0	W	21-16
09/22	Broncos	S	5	4	1	3.0	23.0	2	10	3	0	0	0	0	0	1	0	0	0	0	0	0	0	0	0	W	27-16
09/26	Eagles	S	2	1	1	0.0	0.0	0	0	1	0	0	0	0	0	0	0	0	0	0	0	0	0	0	0	L	27-34
10/06	at Cowboys	S	4	3	1	1.0	3.0	1	3	2	0	0	0	0	1	0	0	0	0	0	0	0	0	0	0	W	34-24
10/14	Lions	S	4	2	2	1.5	12.5	2	13	2	0	0	0	0	0	0	0	0	0	0	0	0	0	0	0	W	23-22
10/20	Raiders	S	1	0	1	0.0	0.0	0	0	0	0	0	0	0	0	0	0	0	0	0	0	0	0	0	0	W	42-24
10/27	at Chiefs	S	4	4	0	0.0	0.0	0	0	1	0	0	0	0	0	0	0	0	0	0	0	0	0	0	0	W	31-24
11/03	at Chargers	S	7	5	2	1.0	9.0	1	9	1	0	0	0	0	0	0	0	0	0	0	0	0	0	0	0	L	11-26
11/10	Panthers	S	6	5	1	2.0	18.0	2	18	4	0	0	0	0	0	0	0	0	0	0	0	0	0	0	0	W	24-16
11/24	at 49ers	S	3	1	2	0.5	4.5	0	0	1	0	0	0	0	0	0	0	0	0	0	0	0	0	0	0	L	8-37
12/01	at Giants	S	1	1	0	0.0	0.0	0	0	0	0	0	0	0	0	0	0	0	0	0	0	0	0	0	0	W	31-13
12/08	Redskins	S	2	2	0	1.0	5.0	1	5	3	0	0	0	0	0	0	0	0	0	0	0	0	0	0	0	W	20-15
12/15	Bears	S	5	2	3	0.0	0.0	1	0	0	0	0	0	0	0	0	0	0	0	0	0	0	0	0	0	W	21-13
12/23	at Vikings	S	3	1	2	0.5	2.0	0	0	1	0	0	0	0	0	0	0	0	0	0	0	0	0	0	0	W	23-10
12/29	at Lions	S	1	1	0	0.0	0.0	0	0	0	0	0	0	0	1	0	0	0	0	0	0	0	0	0	0	W	23-20
2019 TOTALS			16-16	56	36	20	12.0	88.0	11	69	23	1	5	5	0	4	1	0	0	0	0	0	0	0	0	13-3	

2018 GAME-BY-GAME REGULAR-SEASON STATISTICS (REDSKINS)

DATE	OPPONENT	P/S	TACKLES							INTERCEPTIONS				O. FUMB			ST				MISC		W/L
------	----------	-----	---------	--	--	--	--	--	--	---------------	--	--	--	---------	--	--	----	--	--	--	------	--	-----

2017 GAME-BY-GAME REGULAR-SEASON STATISTICS (REDSKINS)

DATE	OPPONENT	P/S	TACKLES								INTERCEPTIONS				O. FUMB				ST				MISC		W/L	SCORE
			TK	S	A	SK	YDS	TFL	YDS	QBH	NO	YDS	LG	TD	PD	FF	FR	TD	YDS	TK	S	A	FF	FR		
09/10	Eagles	S	4	4	0	1.0	2.0	1	2	2	0	0	0	0	0	0	0	0	0	0	0	0	0	0	L	17-30
09/17	at Rams	S	3	2	1	1.0	7.0	1	7	2	0	0	0	0	0	0	0	0	0	0	0	0	0	0	W	27-20
09/24	Raiders	S	2	2	0	1.0	3.0	1	3	1	0	0	0	0	1	0	0	0	0	0	0	0	0	0	W	27-10
10/02	at Chiefs	S	2	1	1	1.0	9.0	1	9	2	0	0	0	0	0	0	0	0	0	0	0	0	0	0	L	20-29
10/15	49ers	S	2	1	1	0.5	5.0	1	3	4	0	0	0	0	0	0	0	0	0	0	0	0	0	0	W	26-24
10/23	at Eagles	S	5	5	0	0.0	0.0	0	0	0	0	0	0	0	0	0	0	0	0	0	0	0	0	0	L	24-34
10/29	Cowboys	S	1	1	0	0.0	0.0	1	2	0	0	0	0	0	0	0	0	0	0	0	0	0	0	0	L	19-33
11/05	at Seahawks	S	1	0	1	0.0	0.0	0	0	2	0	0	0	0	0	0	0	0	0	0	0	0	0	0	W	17-14
11/12	Vikings	S	2	1	1	0.0	0.0	0	0	1	0	0	0	0	0	0	0	0	0	0	0	0	0	0	L	30-38
11/19	at Saints	S	4	3	1	0.0	0.0	1	12	1	0	0	0	0	0	0	0	0	0	0	0	0	0	0	L	31-34+
11/23	Giants	S	0	0	0	0.0	0.0	0	0	0	0	0	0	0	0	0	0	0	0	0	0	0	0	0	W	20-10
11/30	at Cowboys	S	5	1	4	0.5	4.5	0	0	1	0	0	0	0	0	0	0	0	0	0	0	0	0	0	L	14-38
12/10	at Chargers	S	0	0	0	0.0	0.0	0	0	0	0	0	0	0	0	0	0	0	0	0	0	0	0	0	L	13-30
12/17	Cardinals	S	3	3	0	1.0	5.0	1	5	4	1	18	18	0	1	1	0	12	0	0	0	0	0	0	W	20-15
12/24	Broncos	S	5	5	0	2.0	5.0	2	5	1	0	0	0	0	0	1	0	0	0	0	0	0	0	0	W	27-11
12/31	at Giants	S	3	2	1	0.0	0.0	0	0	0	1	8	8	0	1	0	0	0	0	0	0	0	0	0	L	10-18
2017 TOTALS		16-16	42	31	11	8.0	40.5	10	48	21	2	26	18	0	3	1	1	0	12	0	0	0	0	0	7-9	

+ = Overtime

2016 GAME-BY-GAME REGULAR-SEASON STATISTICS (REDSKINS)

DATE	OPPONENT	P/S	TACKLES								INTERCEPTIONS				O. FUMB				ST				MISC		W/L	SCORE
			TK	S	A	SK	YDS	TFL	YDS	QBH	NO	YDS	LG	TD	PD	FF	FR	TD	YDS	TK	S	A	FF	FR		
09/12	Steelers	S	3	0	3	0.0	0.0	0	0	1	0	0	0	0	0	0	0	0	0	0	0	0	0	0	L	16-38
09/18	Cowboys	S	1	0	1	0.0	0.0	0	0	0	0	0	0	0	0	0	0	0	0	0	0	0	0	0	L	23-27
09/25	at Giants	S	5	4	1	0.0	0.0	0	0	0	0	0	0	1	0	0	0	0	0	0	0	0	0	0	W	29-27
10/02	Browns	S	4	3	1	0.0	0.0	2	7	2	0	0	0	0	0	0	0	0	0	0	0	0	0	0	W	31-20
10/09	at Ravens	S	1	1	0	0.0	0.0	1	2	1	0	0	0	0	0	0	0	0	0	0	0	0	0	0	W	16-10
10/16	Eagles	S	2	1	1	0.5	4.5	0	0	1	0	0	0	0	0	0	0	0	0	0	0	0	0	0	W	27-20
10/23	at Lions	S	2	2	0	1.0	6.0	2	7	1	0	0	0	0	0	0	0	0	0	0	0	0	0	0	L	17-20
10/30	at Bengals	S	3	3	0	0.0	0.0	0	0	0	0	0	0	0	0	0	0	0	0	0	0	0	0	0	T	27-27
11/13	Vikings	S	4	2	2	2.0	16.0	2	16	2	1	22	22	0	1	0	0	0	0	0	0	0	0	0	W	26-20
11/20	Packers	S	2	1	1	0.0	0.0	0	0	0	0	0	0	0	0	0	0	0	0	0	0	0	0	0	W	42-24
11/24	at Cowboys	S	0	0	0	0.0	0.0	0	0	0	0	0	0	0	0	0	0	0	0	0	0	0	0	0	L	26-31
12/04	at Cardinals	S	2	2	0	0.0	0.0	0	0	1	0	0	0	0	0	0	0	0	0	0	0	0	0	0	L	23-31
12/11	at Eagles	S	1	0	1	0.0	0.0	0	0	1	0	0	0	0	0	0	0	0	0	0	0	0	0	0	W	27-22
12/19	Panthers	S	3	1	2	0.0	0.0	0	0	0	0	0	0	1	0	0	0	0	0	0	0	0	0	0	L	15-26
12/24	at Bears	S	1	1	0	1.0	5.0	1	5	2	0	0	0	0	0	0	0	0	0	0	0	0	0	0	W	41-21
01/01	Giants	S	4	1	3	0.0	0.0	0	0	0	0	0	0	0	0	0	0	0	0	0	0	0	0	0	L	10-19
2016 TOTALS		16-16	38	22	16	4.5	31.5	8	37	12	1	22	22	0	3	0	0	0	0	0	0	0	0	0	8-7-1	

2015 GAME-BY-GAME REGULAR-SEASON STATISTICS (REDSKINS)

DATE	OPPONENT	P/S	TACKLES								INTERCEPTIONS				O. FUMB				ST				MISC		W/L	SCORE	
			TK	S	A	SK	YDS	TFL	YDS	QBH	NO	YDS	LG	TD	PD	FF	FR	TD	YDS	TK	S	A	FF	FR			S
09/13	Dolphins	P	1	1	0	1.0	38.0	0	0	1	0	0	0	0	0	1	1	0	0	1	1	0	0	0	0	L	10-17
09/20	Rams	P	0	0	0	0.0	0.0	0	0	0	0	0	0	1	0	0	0	0	0	0	0	0	0	0	W	24-10	
09/24	at Giants	P	0	0	0	0.0	0.0	0	0	0	0	0	0	0	0	0	0	0	0	0	0	0	0	0	0	L	21-32
10/04	Eagles	P	3	3	0	1.0	9.0	1	9	1	0	0	0	1	0	0	0	0	0	0	0	0	0	0	W	23-20	
10/11	at Falcons	P	2	2	0	0.0	0.0	0	0	0	0	0	0	0	0	0	0	0	0	1	1	0	0	0	0	L	19-25+
10/18	at Jets	P	1	0	1	0.0	0.0	0	0	0	0	0	0	0	0	0	0	0	0	1	1	0	0	0	0	L	20-34
10/25	Buccaneers	P	4	2	2	0.0	0.0	0	0	1	0	0	0	0	0	0	0	0	0	0	0	0	0	0	0	W	31-30
11/08	at Patriots	P	1	1	0	0.0	0.0	0	0	0	0	0	0	0	0	0	0	0	0	0	0	0	0	0	0	L	10-27
11/15	Saints	P	1	0	1	0.0	0.0	0	0	0	0	0	0	0	0	0	0	0	0	0	0	0	0	0	0	W	47-14
11/22	at Panthers	P	3	2	1	1.0	8.0	1	8	1	0	0	0	0	0	0	0	0	0	0	0	0	0	0	0	L	16-44
11/29	Giants	P	3	1	2	0.0	0.0	0	0	1	0	0	0	1	0	0	0	0	0	1	1	0	0	0	0	W	20-14
12/07	Cowboys	P	1	1	0	0.0	0.0	0	0	0	0	0	0	0	0	0	0	0	0	0	0	0	0	0	0	L	16-19
12/13	at Bears	P	1	1	0	0.0	0.0	0	0	0	0	0	0	0	0	0	0	0	0	0	0	0	0	0	0	W	24-21
12/20	Bills	P	4	2	2	1.0	5.0	1	5	1	0	0	0	0	0	0	0	0	0	0	0	0	0	0	0	W	35-25
12/26	at Eagles	P	4	3	1	3.0	13.0	2	13	3	0	0	0	0	0	1	0	0	0	0	0	0	0	0	0	W	38-24
01/03	at Cowboys	P	1	1	0	1.0	4.0	1	4	1	0	0	0	0	1	0	0	0	0	1	0	1	0	0	0	W	34-23
2015 TOTALS		16-2	30	20	10	8.0	77.0	6	39	10	0	0	0	0	4	2	1	0	0	5	4	1	1	0	0	9-7	

+ = Overtime

2024 GAME-BY-GAME POSTSEASON STATISTICS (STEELERS)

DATE	OPPONENT	P/S	TACKLES							INTERCEPTIONS				O. FUMB			ST				MISC		W/L	SCORE				
			TK	S	A	SK	YDS	TFL	YDS	QBH	NO	YDS	LG	TD	PD	FF	FR	TD	YDS	TK	S	A			FF	FR	S	A
01/11	at Ravens		INACTIVE																								L	14-28
2024 TOTALS			0	0	0	0.0	0.0	0	0	0	0	0	0	0	0	0	0	0	0	0	0	0	0	0	0	0-1		

2023 GAME-BY-GAME POSTSEASON STATISTICS (PACKERS)

||
||
||

2020 GAME-BY-GAME POSTSEASON STATISTICS (PACKERS)

			TACKLES								INTERCEPTIONS						O. FUMB				ST				MISC			
DATE	OPPONENT	P/S	TK	S	A	SK	YDS	TFL	YDS	QBH	NO	YDS	LG	TD	PD	FF	FR	TD	YDS	TK	S	A	FF	FR	S	A	W/L	SCORE
01/16	Rams	S	3	2	1	0.0	0.0	0	0	1	0	0	0	0	2	0	0	0	0	0	0	0	0	0	0	0	W	32-18
01/24	Buccaneers	S	3	2	1	0.0	0.0	0	0	1	0	0	0	0	0	0	0	0	0	0	0	0	0	0	0	0	L	26-31
2020 TOTALS		2-2	6	4	2	0.0	0.0	0	0	2	0	0	0	0	2	0	0	0	0	0	0	0	0	0	0	0	1-1	

2019 GAME-BY-GAME POSTSEASON STATISTICS (PACKERS)

			TACKLES								INTERCEPTIONS						O. FUMB				ST				MISC			
DATE	OPPONENT	P/S	TK	S	A	SK	YDS	TFL	YDS	QBH	NO	YDS	LG	TD	PD	FF	FR	TD	YDS	TK	S	A	FF	FR	S	A	W/L	SCORE
01/12	Seahawks	S	2	2	0	2.0	6.0	1	6	4	0	0	0	0	0	0	0	0	0	0	0	0	0	0	0	0	W	28-23
01/19	at 49ers	S	2	2	0	0.0	0.0	0	0	0	0	0	0	0	0	0	0	0	0	0	0	0	0	0	0	0	L	20-37
2019 TOTALS		2-2	4	4	0	2.0	6.0	1	6	4	0	0	0	0	0	0	0	0	0	0	0	0	0	0	0	0	1-1	

2015 GAME-BY-GAME POSTSEASON STATISTICS (REDSKINS)

			TACKLES								INTERCEPTIONS						O. FUMB				ST				MISC			
DATE	OPPONENT	P/S	TK	S	A	SK	YDS	TFL	YDS	QBH	NO	YDS	LG	TD	PD	FF	FR	TD	YDS	TK	S	A	FF	FR	S	A	W/L	SCORE
01/10	Packers	P	3	2	1	1.0	5.0	1	5	1	0	0	0	0	0	0	0	0	0	0	0	0	0	0	0	0	L	18-35
2015 TOTALS		1-0	3	2	1	1.0	5.0	1	5	1	0	0	0	0	0	0	0	0	0	0	0	0	0	0	0	0	0-1	



CAMERON^{CB}
SUTTON

HEIGHT: 5-11
WEIGHT: 188
COLLEGE: Tennessee
BORN: February 27, 1995

HOW ACQUIRED: FA '24
NFL EXPERIENCE: 6th year
BIRTHPLACE: Jonesboro, GA



CAMERON SUTTON'S NFL REGULAR SEASON DEFENSIVE STATISTICS

DATE	TEAM	GP	GS	TK	S	A	TACKLES				INTERCEPTIONS				O. FUMB				ST				MISC.			
							TFL	YDS	SK	YDS	QBH	NO	YDS	LG	TD	PD	FF	FR	TD	YDS	TK	S	A	FF	S	A
2017	Steelers	5	1	5	4	1	0	0	0.0	0.0	0	0	0	0	1	0	0	0	0	0	0	0	0	0	0	
2018	Steelers	15	1	19	18	1	0	0	0.0	0.0	2	1	0	0	3	0	0	0	3	2	1	1	0	0	0	
2019	Steelers	16	0	16	13	3	2	2	1.0	1.0	1	1	26	26	0	5	0	0	0	0	0	0	0	0	0	
2020	Steelers	16	6	29	26	3	1	4	1.0	0.0	0	1	0	0	0	8	3	1	0	0	0	0	0	0	0	
2021	Steelers	16	16	52	44	8	4	13	0.0	0.0	0	2	4	4	0	6	1	0	0	0	0	0	0	0	0	
2022	Steelers	16	15	43	35	8	1	1	0.0	0.0	0	3	26	26	0	15	0	0	0	0	0	0	0	0	0	
2023	Lions	17	17	65	50	15	4	8	0.0	0.0	0	1	23	23	0	6	1	0	0	0	0	0	0	0	0	
2024	Steelers	9	2	15	7	8	0	0	0.0	0.0	0	0	0	0	0	3	0	0	0	0	0	0	0	0	0	
NFL TOTALS		110	58	244	197	47	12	28	2.0	1.0	3	9	79	26	0	47	5	1	0	0	4	3	1	1	0	0

CAMERON SUTTON'S NFL POSTSEASON DEFENSIVE STATISTICS

DATE	TEAM	GP	GS	TACKLES										INTERCEPTIONS					O. FUMB					ST			MISC		
				TK	S	A	TFL	YDS	SK	YDS	QBH	NO	YDS	LG	TD	PD	FF	FR	TD	YDS	TK	S	A	FF	FR	TD	S	A	
2017	Steelers	1	0	0	0	0	0	0.0	0.0	0	0	0	0	0	0	0	0	0	0	0	0	0	0	0	0	0			
2020	Steelers	1	1	2	2	0	0	0.0	0.0	0	0	0	0	1	0	0	0	0	0	0	0	0	0	0	0	0			
2021	Steelers	1	1	5	5	0	1	4	0.0	0.0	0	0	0	0	0	0	0	0	0	0	0	0	0	0	0	0			
2023	Lions	3	3	8	7	1	1	1	0.0	0.0	0	0	0	0	3	0	0	0	0	0	0	0	0	0	0	0			
2024	Steelers	1	0	2	2	0	0	0	0.0	0.0	0	0	0	0	0	0	0	0	0	0	0	0	0	0	0	0			
NFL TOTALS		7	5	17	16	1	2	5	0.0	0.0	0	0	0	0	4	0	0	0	0	0	0	0	0	0	0	0			

SINGLE-GAME HIGHS: DEFENSIVE

Total Tackles	10 at Dallas Cowboys, Dec 30, 2023 10 at Los Angeles Chargers, Nov 21, 2021	Tackles For Loss	2 at Buffalo Bills, Sep 12, 2021 1 at Dallas Cowboys, Dec 30, 2023
Solo Tackles	10 at Dallas Cowboys, Dec 30, 2023 7 vs. Minnesota Vikings, Jan 07, 2024 ...1 more at 7.	Interceptions	...9 more at 1. 1 vs. Minnesota Vikings, Jan 07, 2024 1 vs. Las Vegas Raiders, Dec 24, 2022 ...7 more at 1.
Sacks	1.0 vs. Cleveland Browns, Oct 18, 2020 1.0 vs. Cleveland Browns, Dec 01, 2019	Interception Return Yards	26 vs. New York Jets, Oct 02, 2022 26 at Los Angeles Chargers, Oct 13, 2019
Passes Defensed	3 at Los Angeles Chargers, Oct 13, 2019 2 at Cincinnati Bengals, Dec 01, 2024 ...8 more at 2.	Special Teams Tackles	1 at Dallas Cowboys, Nov 08, 2020 1 vs. Cincinnati Bengals, Dec 30, 2018 ...2 more at 1.
Forced Fumbles	1 vs. Tennessee Titans, Dec 19, 2021 1 vs. Cincinnati Bengals, Nov 15, 2020 ...2 more at 1.	Special Teams Forced Fumbles	1 vs. Kansas City Chiefs, Sep 16, 2018
Fumble Recoveries	1 at Buffalo Bills, Dec 13, 2020		

SINGLE-GAME HIGHS - POSTSEASON: DEFENSIVE

Total Tackles	5 at Kansas City Chiefs, Jan 16, 2022 3 at San Francisco 49ers, Jan 28, 2024 3 vs. Tampa Bay Buccaneers, Jan 21, 2024 2 at Baltimore Ravens, Jan 11, 2025 2 vs. Los Angeles Rams, Jan 14, 2024 ...1 more at 2.	Passes Defensed	1 vs. Los Angeles Rams, Jan 14, 2024 1 vs. Cleveland Browns, Jan 10, 2021
Solo Tackles	5 at Kansas City Chiefs, Jan 16, 2022 3 at San Francisco 49ers, Jan 28, 2024 2 at Baltimore Ravens, Jan 11, 2025 2 vs. Tampa Bay Buccaneers, Jan 21, 2024 2 vs. Los Angeles Rams, Jan 14, 2024 ...1 more at 2.	Tackles For Loss	1 at San Francisco 49ers, Jan 28, 2024 1 at Kansas City Chiefs, Jan 16, 2022

2024 GAME-BY-GAME REGULAR-SEASON STATISTICS (STEELERS)

DATE	OPPONENT	P/S	TACKLES							INTERCEPTIONS					O. FUMB				ST				MISC		W/L	SCORE		
			TK	S	A	SK	YDS	TFL	YDS	QBH	NO	YDS	LG	TD	PD	FF	FR	TD	YDS	TK	S	A	FF	FR			S	A
09/08	at Falcons									RESERVE/LEAGUE SUSP.																W	18-10	
09/15	at Broncos									RESERVE/LEAGUE SUSP.																W	13-6	
09/22	Chargers									RESERVE/LEAGUE SUSP.																W	20-10	
09/29	at Colts									RESERVE/LEAGUE SUSP.																L	24-27	
10/06	Cowboys									RESERVE/LEAGUE SUSP.																L	17-20	
10/13	at Raiders									RESERVE/LEAGUE SUSP.																W	32-13	
10/20	Jets									RESERVE/LEAGUE SUSP.																W	37-15	
10/28	Giants									RESERVE/LEAGUE SUSP.																W	26-18	
11/10	at Commanders	P	0	0	0	0.0	0.0	0	0	0	0	0	0	0	0	0	0	0	0	0	0	0	0	0	0	0	W	28-27
11/17	Ravens	P	0	0	0	0.0	0.0	0	0	0	0	0	0	0	0	0	0	0	0	0	0	0	0	0	0	0	W	18-16
11/21	at Browns	S	1	0	1	0.0	0.0	0	0	0	0	0	0	0	0	0	0	0	0	0	0	0	0	0	0	0	L	19-24
12/01	at Bengals	P	4	1	3	0.0	0.0	0	0	0	0	0	0	2	0	0	0	0	0	0	0	0	0	0	0	0	W	44-38
12/08	Browns	P	0	0	0	0.0	0.0	0	0	0	0	0	0	0	0	0	0	0	0	0	0	0	0	0	0	0	W	27-14
12/15	at Eagles	P	1	0	1	0.0	0.0	0	0	0	0	0	0	0	0	0	0	0	0	0	0	0	0	0	0	0	L	13-27
12/21	at Ravens	P	0	0	0	0.0	0.0	0	0	0	0	0	0	0	0	0	0	0	0	0	0	0	0	0	0	0	L	17-34
12/25	Chiefs	S	3	3	0	0.0	0.0	0	0	0	0	0	0	1	0	0	0	0	0	0	0	0	0	0	0	0	L	10-29
01/04	Bengals	P	6	3	3	0.0	0.0	0	0	0	0	0	0	0	0	0	0	0	0	0	0	0	0	0	0	0	L	17-19
2024 TOTALS			9-2	15	7	8	0.0	0.0	0	0	0	0	0	3	0	0	0	0	0	0	0	0	0	0	0	0	10-7	

2023 GAME-BY-GAME REGULAR-SEASON STATISTICS (LIONS)

DATE	OPPONENT	P/S	TACKLES							INTERCEPTIONS				O. FUMB				ST				MISC		W/L	SCORE		
			TK	S	A	SK	YDS	TFL	YDS	QBH	NO	YDS	LG	TD	PD	FF	FR	TD	YDS	TK	S	A	FF			FR	S
09/07	at Chiefs	S	0	0	0	0.0	0.0	0	0	0	0	0	0	0	0	0	0	0	0	0	0	0	0	0	0	W	21-20
09/17	Seahawks	S	6	6	0	0.0	0.0	0	0	0	0	0	0	0	0	0	0	0	0	0	0	0	0	0	0	L	31-37+
09/24	Falcons	S	3	2	1	0.0	0.0	0	0	0	0	0	0	0	0	0	0	0	0	0	0	0	0	0	0	W	20-6
09/28	at Packers	S	2	1	1	0.0	0.0	1	2	0	0	0	0	0	0	0	0	0	0	0	0	0	0	0	0	W	34-20
10/08	Panthers	S	5	3	2	0.0	0.0	0	0	0	0	0	0	0	0	0	0	0	0	0	0	0	0	0	0	W	42-24
10/15	at Buccaneers	S	4	3	1	0.0	0.0	0	0	0	0	0	0	1	0	0	0	0	0	0	0	0	0	0	0	W	20-6
10/22	at Ravens	S	3	2	1	0.0	0.0	0	0	0	0	0	0	0	0	0	0	0	0	0	0	0	0	0	0	L	6-38
10/30	Raiders	S	1	1	0	0.0	0.0	0	0	0	0	0	0	0	0	0	0	0	0	0	0	0	0	0	0	W	26-14
11/12	at Chargers	S	5	5	0	0.0	0.0	1	2	0	0	0	0	0	1	0	0	0	0	0	0	0	0	0	0	W	41-38
11/19	Bears	S	5	4	1	0.0	0.0	0	0	0	0	0	0	0	0	0	0	0	0	0	0	0	0	0	0	W	31-26
11/23	Packers	S	2	1	1	0.0	0.0	0	0	0	0	0	0	0	0	0	0	0	0	0	0	0	0	0	0	L	22-29
12/03	at Saints	S	2	1	1	0.0	0.0	0	0	0	0	0	0	1	0	0	0	0	0	0	0	0	0	0	0	W	33-28
12/10	at Bears	S	3	2	1	0.0	0.0	0	0	0	0	0	0	0	0	0	0	0	0	0	0	0	0	0	0	L	13-28
12/16	Broncos	S	3	2	1	0.0	0.0	0	0	0	0	0	0	1	0	0	0	0	0	0	0	0	0	0	0	W	42-17
12/24	at Vikings	S	2	0	2	0.0	0.0	0	0	0	0	0	0	0	0	0	0	0	0	0	0	0	0	0	0	W	30-24
12/30	at Cowboys	S	10	10	0	0.0	0.0	1	2	0	0	0	0	0	0	0	0	0	0	0	0	0	0	0	0	L	19-20
01/07	Vikings	S	9	7	2	0.0	0.0	0	0	0	1	23	23	0	2	0	0	0	0	0	0	0	0	0	0	W	30-20
2023 TOTALS		17-17	65	50	15	0.0	0.0	4	8	0	1	23	23	0	6	1	0	0	0	0	0	0	0	0	0	12-5	
+ - Overtime																											

2022 GAME-BY-GAME REGULAR-SEASON STATISTICS (STEELERS)

DATE	OPPONENT	P/S	TACKLES							INTERCEPTIONS					O. FUMB			ST				MISC		W/L	SCORE		
			TK	S	A	SK	YDS	TFL	YDS	QBH	NO	YDS	LG	TD	PD	FF	FR	TD	YDS	TK	S	A	FF			FR	S
09/11	at Bengals	S	3	2	1	0.0	0.0	0	0	0	1	0	0	0	2	0	0	0	0	0	0	0	0	0	0	W	23-20+
09/18	Patriots	S	3	3	0	0.0	0.0	0	0	0	0	0	0	1	0	0	0	0	0	0	0	0	0	0	0	L	14-17
09/22	at Browns	S	5	5	0	0.0	0.0	0	0	0	0	0	0	1	0	0	0	0	0	0	0	0	0	0	0	L	17-29
10/02	Jets	S	1	1	0	0.0	0.0	0	0	0	1	26	26	0	1	0	0	0	0	0	0	0	0	0	0	L	20-24
10/09	at Bills	S	4	4	0	0.0	0.0	1	1	0	0	0	0	0	0	0	0	0	0	0	0	0	0	0	0	L	3-38
10/16	Buccaneers		ON INACTIVE LIST																							W	20-18
10/23	at Dolphins	P	1	1	0	0.0	0.0	0	0	0	0	0	0	1	0	0	0	0	0	0	0	0	0	0	0	L	10-16
10/30	at Eagles	S	4	4	0	0.0	0.0	0	0	0	0	0	0	2	0	0	0	0	0	0	0	0	0	0	0	L	13-35
11/13	Saints	S	2	2	0	0.0	0.0	0	0	0	0	0	0	0	0	0	0	0	0	0	0	0	0	0	0	W	20-10
11/20	Bengals	S	3	3	0	0.0	0.0	0	0	0	0	0	0	0	0	0	0	0	0	0	0	0	0	0	0	L	30-37
11/28	at Colts	S	1	1	0	0.0	0.0	0	0	0	0	0	0	0	1	0	0	0	0	0	0	0	0	0	0	W	24-17
12/04	at Falcons	S	4	3	1	0.0	0.0	0	0	0	0	0	0	1	0	0	0	0	0	0	0	0	0	0	0	W	19-16
12/11	Ravens	S	2	2	0	0.0	0.0	0	0	0	0	0	0	1	0	0	0	0	0	0	0	0	0	0	0	L	14-16
12/18	at Panthers	S	2	1	1	0.0	0.0	0	0	0	0	0	0	1	0	0	0	0	0	0	0	0	0	0	0	W	24-16
12/24	Raiders	S	3	1	2	0.0	0.0	0	0	0	1	0	0	0	2	0	0	0	0	0	0	0	0	0	0	W	13-10
01/01	at Ravens	S	2	1	1	0.0	0.0	0	0	0	0	0	0	0	0	0	0	0	0	0	0	0	0	0	0	W	16-13
01/08	Browns	S	3	1	2	0.0	0.0	0	0	0	0	0	0	1	0	0	0	0	0	0	0	0	0	0	0	W	28-14
2022 TOTALS		16-15	43	35	8	0.0	0.0	1	1	0	3	26	26	0	15	0	0	0	0	0	0	0	0	0	0	9-8	
+ = Overtime																											

2021 GAME-BY-GAME REGULAR-SEASON STATISTICS (STEELERS)

DATE	OPPONENT	P/S	TACKLES							INTERCEPTIONS					O. FUMB			ST			MISC		W/L	SCORE				
			TK	S	A	SK	YDS	TFL	YDS	QBH	NO	YDS	LG	TD	PD	FF	FR	TD	YDS	TK	S	A			FF	FR	S	A
09/12	at Bills	S	5	5	0	0.0	0.0	2	9	0	0	0	0	0	2	0	0	0	0	0	0	0	0	0	0	W	23-16	
09/19	Raiders	S	3	2	1	0.0	0.0	0	0	0	0	0	0	0	0	0	0	0	0	0	0	0	0	0	L	17-26		
09/26	Bengals	S	2	2	0	0.0	0.0	0	0	0	0	0	0	0	0	0	0	0	0	0	0	0	0	0	L	10-24		
10/03	at Packers	S	1	1	0	0.0	0.0	0	0	0	0	0	0	0	1	0	0	0	0	0	0	0	0	0	L	17-27		
10/10	Broncos		ON INACTIVE LIST																								W	27-19
10/17	Seahawks	S	3	2	1	0.0	0.0	0	0	0	0	0	0	0	0	0	0	0	0	0	0	0	0	0	W	23-20+		
10/31	at Browns	S	3	3	0	0.0	0.0	1	2	0	0	0	0	0	0	0	0	0	0	0	0	0	0	0	W	15-10		
11/08	Bears	S	3	3	0	0.0	0.0	0	0	0	0	0	0	0	0	0	0	0	0	0	0	0	0	0	W	29-27		
11/14	Lions	S	0	0	0	0.0	0.0	0	0	0	0	0	0	0	0	0	0	0	0	0	0	0	0	0	T	16-16		
11/21	at Chargers	S	10	7	3	0.0	0.0	1	2	0	1	4	4	0	1	0	0	0	0	0	0	0	0	0	0	L	37-41	
11/28	at Bengals	S	4	3	1	0.0	0.0	0	0	0	0	0	0	0	0	0	0	0	0	0	0	0	0	0	L	10-41		
12/05	Ravens	S	4	4	0	0.0	0.0	0	0	0	0	0	0	0	0	0	0	0	0	0	0	0	0	0	W	20-19		
12/09	at Vikings	S	4	4	0	0.0	0.0	0	0	0	0	0	0	0	1	0	0	0	0	0	0	0	0	0	L	28-36		
12/19	Titans	S	3	2	1	0.0	0.0	0	0	0	0	0	0	0	0	1	0	0	0	0	0	0	0	0	W	19-13		
12/26	at Chiefs	S	0	0	0	0.0	0.0	0	0	0	0	0	0	0	0	0	0	0	0	0	0	0	0	0	L	10-36		
01/03	Browns	S	2	1	1	0.0	0.0	0	0	0	0	0	0	0	0	0	0	0	0	0	0	0	0	0	W	26-14		
01/09	at Ravens	S	5	5	0	0.0	0.0	0	0	0	1	0	0	0	1	0	0	0	0	0	0	0	0	0	W	16-13+		
2021 TOTALS		16-16	52	44	8	0.0	0.0	4	13	0	2	4	4	0	6	1	0	0	0	0	0	0	0	0	0	9-7-1		
+ - Overtime																												

2020 GAME-BY-GAME REGULAR-SEASON STATISTICS (STEELERS)

DATE	OPPONENT	P/S	TACKLES							INTERCEPTIONS				O. FUMB			ST			MISC		W/L	SCORE			
			TK	S	A	SK	YDS	TFL	YDS	QBH	NO	YDS	LG	TD	PD	FF	FR	TD	YDS	TK	S			A	FF	FR
09/14	at Giants	P	1	0	1	0.0	0.0	0	0	0	0	0	0	0	0	0	0	0	0	0	0	0	0	0	W	26-16
09/20	Broncos	P	1	0	1	0.0	0.0	0	0	0	0	0	0	0	0	0	0	0	0	0	0	0	0	0	W	26-21
09/27	Texans	P	0	0	0	0.0	0.0	0	0	0	0	0	0	0	0	0	0	0	0	0	0	0	0	0	W	28-21
10/11	Eagles	P	0	0	0	0.0	0.0	0	0	0	0	0	0	0	0	0	0	0	0	0	0	0	0	0	W	38-29
10/18	Browns	P	2	2	0	1.0	0.0	0	0	0	1	0	0	0	1	0	0	0	0	0	0	0	0	0	W	38-7
10/25	at Titans	P	4	4	0	0.0	0.0	0	0	0	0	0	0	2	0	0	0	0	0	0	0	0	0	0	W	27-24
11/01	at Ravens	P	2	2	0	0.0	0.0	0	0	0	0	0	0	0	1	0	0	0	0	0	0	0	0	0	W	28-24
11/08	at Cowboys	S	3	3	0	0.0	0.0	0	0	0	0	0	0	0	1	0	0	0	1	1	0	0	0	0	W	24-19
11/15	Bengals	S	4	4	0	0.0	0.0	1	4	0	0	0	0	0	1	0	0	0	0	0	0	0	0	0	W	36-10
11/22	at Jaguars	P	3	2	1	0.0	0.0	0	0	0	0	0	0	1	0	0	0	0	0	0	0	0	0	0	W	27-3
12/02	Ravens	P	1	1	0	0.0	0.0	0	0	0	0	0	0	0	0	0	0	0	0	0	0	0	0	0	W	19-14
12/07	Football Team	S	3	3	0	0.0	0.0	0	0	0	0	0	0	0	1	0	0	0	0	0	0	0	0	0	L	17-23
12/13	at Bills	S	2	2	0	0.0	0.0	0	0	0	0	0	0	2	0	0	0	0	0	0	0	0	0	0	L	15-26
12/21	at Bengals	P	0	0	0	0.0	0.0	0	0	0	0	0	0	1	0	0	0	0	0	0	0	0	0	0	L	17-27
12/27	Colts	S	1	1	0	0.0	0.0	0	0	0	0	0	0	0	0	0	0	0	0	0	0	0	0	0	W	28-24
01/03	at Browns	S	2	2	0	0.0	0.0	0	0	0	0	0	0	0	0	0	0	0	0	0	0	0	0	0	L	22-24
2020 TOTALS		16-6	29	26	3	1.0	0.0	1	4	0	1	0	0	0	8	3	1	0	0	1	1	0	0	0	0	12-4

2019 GAME-BY-GAME REGULAR-SEASON STATISTICS (STEELERS)

DATE	OPPONENT	P/S	TACKLES							INTERCEPTIONS					O. FUMB			ST				MISC		W/L	SCORE		
			TK	S	A	SK	YDS	TFL	YDS	QBH	NO	YDS	LG	TD	PD	FF	FR	TD	YDS	TK	S	A	FF			FR	S
09/08	at Patriots	P	1	1	0	0.0	0.0	0	0	0	0	0	0	0	0	0	0	0	0	0	0	0	0	0	L	3-33	
09/15	Seahawks	P	3	3	0	0.0	0.0	1	1	0	0	0	0	0	0	0	0	0	0	0	0	0	0	0	L	26-28	
09/22	at 49ers	P	0	0	0	0.0	0.0	0	0	0	0	0	0	0	0	0	0	0	0	0	0	0	0	0	L	20-24	
09/30	Bengals	P	2	1	1	0.0	0.0	0	0	0	0	0	0	1	0	0	0	0	0	0	0	0	0	0	W	27-3	
10/06	Ravens	P	0	0	0	0.0	0.0	0	0	0	0	0	0	1	0	0	0	0	0	0	0	0	0	0	L	23-26+	
10/13	at Chargers	P	1	1	0	0.0	0.0	0	0	0	1	26	26	0	3	0	0	0	0	0	0	0	0	0	W	24-17	
10/28	Dolphins	P	0	0	0	0.0	0.0	0	0	0	0	0	0	0	0	0	0	0	0	0	0	0	0	0	W	27-14	
11/03	Colts	P	1	1	0	0.0	0.0	0	0	0	0	0	0	0	0	0	0	0	0	0	0	0	0	0	W	26-24	
11/10	Rams	P	2	1	1	0.0	0.0	0	0	0	0	0	0	0	0	0	0	0	0	0	0	0	0	0	W	17-12	
11/14	at Browns	P	1	1	0	0.0	0.0	0	0	0	0	0	0	0	0	0	0	0	0	0	0	0	0	0	L	7-21	
11/24	at Bengals	P	1	0	1	0.0	0.0	0	0	0	0	0	0	0	0	0	0	0	0	0	0	0	0	0	W	16-10	
12/01	Browns	P	1	1	0	1.0	1.0	1	1	1	0	0	0	0	0	0	0	0	0	0	0	0	0	0	W	20-13	
12/08	at Cardinals	P	1	1	0	0.0	0.0	0	0	0	0	0	0	0	0	0	0	0	0	0	0	0	0	0	W	23-17	
12/15	Bills	P	1	1	0	0.0	0.0	0	0	0	0	0	0	0	0	0	0	0	0	0	0	0	0	0	L	10-17	
12/22	at Jets	P	0	0	0	0.0	0.0	0	0	0	0	0	0	0	0	0	0	0	0	0	0	0	0	0	L	10-16	
12/29	at Ravens	P	1	1	0	0.0	0.0	0	0	0	0	0	0	0	0	0	0	0	0	0	0	0	0	0	L	10-28	
2019 TOTALS		16-0	16	13	3	1.0	1.0	2	2	1	1	26	26	0	5	0	0	0	0	0	0	0	0	0	0	8-8	
+ - Overtime																											

2018 GAME-BY-GAME REGULAR-SEASON STATISTICS (STEELERS)

DATE	OPPONENT	P/S	TACKLES							INTERCEPTIONS					O. FUMB			ST			MISC		W/L	SCORE			
			TK	S	A	SK	YDS	TFL	YDS	QBH	NO	YDS	LG	TD	PD	FF	FR	TD	YDS	TK	S	A			FF	FR	S
09/09	at Browns	P	2	2	0	0.0	0.0	0	0	0	1	0	0	0	2	0	0	0	0	0	0	0	0	0	0	T	21-21
09/16	Chiefs	S	2	2	0	0.0	0.0	0	0	0	0	0	0	0	0	0	0	0	1	1	0	1	0	0	L	37-42	
09/24	at Buccaneers	P	0	0	0	0.0	0.0	0	0	0	0	0	0	0	0	0	0	0	0	0	0	0	0	0	W	30-27	
09/30	Ravens	P	3	3	0	0.0	0.0	0	0	0	0	0	0	0	0	0	0	0	0	0	0	0	0	0	L	14-26	
10/07	Falcons	P	4	4	0	0.0	0.0	0	0	0	0	0	0	0	0	0	0	0	1	1	0	0	0	0	W	41-17	
10/14	at Bengals	P	5	5	0	0.0	0.0	0	0	0	0	0	0	1	0	0	0	0	0	0	0	0	0	0	W	28-21	
10/28	Browns	P	0	0	0	0.0	0.0	0	0	0	0	0	0	0	0	0	0	0	0	0	0	0	0	0	W	33-18	
11/04	at Ravens	P	0	0	0	0.0	0.0	0	0	0	0	0	0	0	0	0	0	0	0	0	0	0	0	0	W	23-16	
11/08	Panthers	P	0	0	0	0.0	0.0	0	0	0	0	0	0	0	0	0	0	0	0	0	0	0	0	0	W	52-21	
11/18	at Jaguars	P	0	0	0	0.0	0.0	0	0	0	0	0	0	0	0	0	0	0	0	0	0	0	0	0	W	20-16	
11/25	at Broncos	P	0	0	0	0.0	0.0	0	0	0	0	0	0	0	0	0	0	0	0	0	0	0	0	0	L	17-24	
12/02	Chargers										INACTIVE														L	30-33	
12/09	at Raiders	P	0	0	0	0.0	0.0	0	0	0	0	0	0	0	0	0	0	0	0	0	0	0	0	0	L	21-24	
12/16	Patriots	P	2	1	1	0.0	0.0	0	0	0	0	0	0	0	0	0	0	0	0	0	0	0	0	0	W	17-10	
12/23	at Saints	P	0	0	0	0.0	0.0	0	0	0	0	0	0	0	0	0	0	0	0	0	0	0	0	0	L	28-31	
12/30	Bengals	P	1	1	0	0.0	0.0	0	0	2	0	0	0	0	0	0	0	0	1	1	0	1	0	0	W	16-13	
2018 TOTALS			15-1	19	18	1	0.0	0.0	0	0	2	1	0	0	0	3	0	0	0	0	0	0	0	0	0	9-6-1	

2017 GAME-BY-GAME REGULAR-SEASON STATISTICS (STEELERS)


DATE	OPPONENT	P/S	TACKLES							INTERCEPTIONS					O. FUMB			ST			MISC		W/L	SCORE				
			TK	S	A	SK	YDS	TFL	YDS	QBH	NO	YDS	LG	TD	PD	FF	FR	TD	YDS	TK	S	A			FF	FR	S	A
11/26	Packers									DID NOT PLAY (NON-INJURY)																	W	31-28
12/04	at Bengals	P	0	0	0	0.0	0.0	0	0	0	0	0	0	0	0	0	0	0	0	0	0	0	0	0	0	0	W	23-20
12/10	Ravens	P	2	2	0	0.0	0.0	0	0	0	0	0	0	0	0	0	0	0	0	0	0	0	0	0	0	0	W	39-38
12/17	Patriots	S	3	2	1	0.0	0.0	0	0	0	0	0	0	0	0	0	0	0	0	0	0	0	0	0	0	0	L	24-27
12/25	at Texans	P	0	0	0	0.0	0.0	0	0	0	0	0	0	0	0	0	0	0	0	0	0	0	0	0	0	0	W	34-6
12/31	Browns	P	0	0	0	0.0	0.0	0	0	0	0	0	0	0	0	0	0	0	0	0	0	0	0	0	0	0	W	28-24
2017 TOTALS		5-1	5	4	1	0.0	0.0	0	0	0	0	0	0	1	0	0	0	0	0	0	0	0	0	0	0	0	5-1	

2024 GAME-BY-GAME POSTSEASON STATISTICS (STEELERS)

DATE	OPPONENT	P/S	TACKLES							INTERCEPTIONS					O. FUMB			ST				MISC		W/L	SCORE		
			TK	S	A	SK	YDS	TFL	YDS	QBH	NO	YDS	LG	TD	PD	FF	FR	TD	YDS	TK	S	A	FF			FR	S
01/11	at Ravens	P	2	2	0	0.0	0.0	0	0	0	0	0	0	0	0	0	0	0	0	0	0	0	0	0	0	L	14-28
2024 TOTALS			1-0	2	2	0	0.0	0.0	0	0	0	0	0	0	0	0	0	0	0	0	0	0	0	0	0	0-1	

2023 GAME-BY-GAME POSTSEASON STATISTICS (LIONS)

DATE	OPPONENT	P/S	TACKLES							INTERCEPTIONS					O. FUMB			ST			MISC		W/L	SCORE			
			TK	S	A	SK	YDS	TFL	YDS	QBH	NO	YDS	LG	TD	PD	FF	FR	TD	YDS	TK	S	A			FF	FR	S
01/14	Rams	S	2	2	0	0.0	0.0	0	0	0	0	0	0	1	0	0	0	0	0	0	0	0	0	0	0	W	24-23
01/21	Buccaneers	S	3	2	1	0.0	0.0	0	0	0	0	0	0	1	0	0	0	0	0	0	0	0	0	0	0	W	31-23
01/28	at 49ers	S	3	3	0	0.0	0.0	1	1	0	0	0	0	1	0	0	0	0	0	0	0	0	0	0	0	L	31-34
2023 TOTALS		3-3	8	7	1	0.0	0.0	1	1	0	0	0	0	3	0	0	0	0	0	0	0	0	0	0	0	2-1	



CORY ^{CB}
TRICE JR.

HEIGHT: 6-3
WEIGHT: 206
COLLEGE: Purdue
BORN: May 30, 2000

HOW ACQUIRED: D7a '23
NFL EXPERIENCE: 1st year
BIRTHPLACE: Hopkinsville, KY



CORY TRICE JR.'S NFL REGULAR SEASON DEFENSIVE STATISTICS

		TACKLES										INTERCEPTIONS					O. FUMB					ST				MISC		
DATE	TEAM	GP	GS	TK	S	A	TFL	YDS	SK	YDS	QBH	NO	YDS	LG	TD	PD	FF	FR	TD	YDS	TK	S	A	FF	FR	TD	S	A
2023	Steelers	0	0	0	0	0	0	0	0.0	0.0	0	0	0	0	0	0	0	0	0	0	0	0	0	0	0	0	0	0
2024	Steelers	6	1	21	15	6	1	1	0.0	0.0	0	1	0	0	0	2	0	0	0	0	0	0	0	0	0	0	0	0
NFL TOTALS		6	1	21	15	6	1	1	0.0	0.0	0	1	0	0	0	2	0	0	0	0	0	0	0	0	0	0	0	0

CORY TRICE JR.'S NFL POSTSEASON DEFENSIVE STATISTICS

				TACKLES								INTERCEPTIONS								O. FUMB				ST				MISC			
DATE	TEAM	GP	GS	TK	S	A	TFL	YDS	SK	YDS	QBH	NO	YDS	LG	TD	PD	FF	FR	TD	YDS	TK	S	A	FF	FR	S	A				
2023	Steelers	0	0	0	0	0	0	0	0.0	0.0	0	0	0	0	0	0	0	0	0	0	0	0	0	0	0	0	0				
2024	Steelers	0	0	0	0	0	0	0	0.0	0.0	0	0	0	0	0	0	0	0	0	0	0	0	0	0	0	0	0				
NFL TOTALS		0	0	0	0	0	0	0	0.0	0.0	0	0	0	0	0	0	0	0	0	0	0	0	0	0	0	0	0				

SINGLE-GAME HIGHS: DEFENSIVE

- Total Tackles11 vs. Cincinnati Bengals, Jan 04, 2025
5 at Baltimore Ravens, Dec 21, 2024
- Solo Tackles7 vs. Cincinnati Bengals, Jan 04, 2025
3 vs. Kansas City Chiefs, Dec 25, 2024
...1 more at 3.
- Passes Defended1 vs. Kansas City Chiefs, Dec 25, 2024
1 at Denver Broncos, Sep 15, 2024
- Tackles For Loss1 vs. Cincinnati Bengals, Jan 04, 2025

2024 GAME-BY-GAME REGULAR-SEASON STATISTICS (STEELERS)

DATE	OPPONENT	P/S	TACKLES							INTERCEPTIONS					O. FUMB			ST			MISC		W/L	SCORE		
			TK	S	A	SK	YDS	TFL	YDS	QBH	NO	YDS	LG	TD	PD	FF	FR	TD	YDS	TK	S	A			FF	FR
09/08	at Falcons	P	0	0	0	0.0	0.0	0	0	0	0	0	0	0	0	0	0	0	0	0	0	0	0	0	W	18-10
09/15	at Broncos	P	2	2	0	0.0	0.0	0	0	0	1	0	0	0	1	0	0	0	0	0	0	0	0	0	W	13-6
09/22	Chargers	P	0	0	0	0.0	0.0	0	0	0	0	0	0	0	0	0	0	0	0	0	0	0	0	0	W	20-10
09/29	at Colts										INJURED RESERVE													L	24-27	
10/06	Cowboys										INJURED RESERVE													L	17-20	
10/13	at Raiders										INJURED RESERVE													W	32-13	
10/20	Jets										INJURED RESERVE													W	37-15	
10/28	Giants										INJURED RESERVE													W	26-18	
11/10	at Commanders										INJURED RESERVE													W	28-27	
11/17	Ravens										INJURED RESERVE - DESIGNATED FOR RETURN													W	18-16	
11/21	at Browns										INJURED RESERVE - DESIGNATED FOR RETURN													L	19-24	
12/01	at Bengals										INJURED RESERVE - DESIGNATED FOR RETURN													W	44-38	
12/08	Browns										ON INACTIVE LIST													W	27-14	
12/15	at Eagles										INACTIVE													L	13-27	
12/21	at Ravens	P	5	3	2	0.0	0.0	0	0	0	0	0	0	0	0	0	0	0	0	0	0	0	0	0	L	17-34
12/25	Chiefs	P	3	3	0	0.0	0.0	0	0	0	0	0	0	0	1	0	0	0	0	0	0	0	0	0	L	10-29
01/04	Bengals	S	11	7	4	0.0	0.0	1	1	0	0	0	0	0	0	0	0	0	0	0	0	0	0	0	L	17-19
2024 TOTALS		6-1	21	15	6	0.0	0.0	1	1	0	1	0	0	0	2	0	0	0	0	0	0	0	0	0	10-7	

2023 GAME-BY-GAME REGULAR-SEASON STATISTICS (STEELERS)


			TACKLES							INTERCEPTIONS					O. FUMB				ST				MISC					
DATE	OPPONENT	P/S	TK	S	A	SK	YDS	TFL	YDS	QBH	NO	YDS	LG	TD	PD	FF	FR	TD	YDS	TK	S	A	FF	FR	S	A	W/L	SCORE
09/10	49ers											INJURED RESERVE														L	7-30	
09/18	Browns											INJURED RESERVE														W	26-22	
09/24	at Raiders											INJURED RESERVE														W	23-18	
10/01	at Texans											INJURED RESERVE														L	6-30	
10/08	Ravens											INJURED RESERVE														W	17-10	
10/22	at Rams											INJURED RESERVE														W	24-17	
10/29	Jaguars											INJURED RESERVE														L	10-20	
11/02	Titans											INJURED RESERVE														W	20-16	
11/12	Packers											INJURED RESERVE														W	23-19	
11/19	at Browns											INJURED RESERVE														L	10-13	
11/26	at Bengals											INJURED RESERVE														W	16-10	
12/03	Cardinals											INJURED RESERVE														L	10-24	
12/07	Patriots											INJURED RESERVE														L	18-21	
12/16	at Colts											INJURED RESERVE														L	13-30	
12/23	Bengals											INJURED RESERVE														W	34-11	
12/31	at Seahawks											INJURED RESERVE														W	30-23	
01/06	at Ravens											INJURED RESERVE														W	17-10	
2023 TOTALS			0	0	0	0.0	0.0	0	0	0	0	0	0	0	0	0	0	0	0	0	0	0	0	0	0	0	10-7	

2024 GAME-BY-GAME POSTSEASON STATISTICS (STEELERS)

			TACKLES								INTERCEPTIONS						O. FUMB				ST				MISC			SCORE
DATE	OPPONENT	P/S	TK	S	A	SK	YDS	TFL	YDS	QBH	NO	YDS	LG	TD	PD	FF	FR	TD	YDS	TK	S	A	FF	FR	S	A	W/L	
01/11	at Ravens		INACTIVE																									
2024 TOTALS			0	0	0	0.0	0.0	0	0	0	0	0	0	0	0	0	0	0	0	0	0	0	0	0	0	0	0	0-1

2023 GAME-BY-GAME POSTSEASON STATISTICS (STEELERS)

			TACKLES								INTERCEPTIONS						O. FUMB				ST				MISC			SCORE
DATE	OPPONENT	P/S	TK	S	A	SK	YDS	TFL	YDS	QBH	NO	YDS	LG	TD	PD	FF	FR	TD	YDS	TK	S	A	FF	FR	S	A	W/L	
01/15	at Bills		INJURED RESERVE																									
2023 TOTALS			0	0	0	0.0	0.0	0	0	0	0	0	0	0	0	0	0	0	0	0	0	0	0	0	0	0	0	0-1
																												17-31



CORLISS^P
WAITMAN

HEIGHT: 6-2
WEIGHT: 210
COLLEGE: South Alabama
BORN: July 21, 1995

HOW ACQUIRED: FA '24
NFL EXPERIENCE: 3rd year
BIRTHPLACE: Milton, FL



CORLISS WAITMAN'S NFL REGULAR SEASON PUNTING STATISTICS

DATE	TEAM	GP	NO.	YDS.	AVG.	OPP. RET.	YDS.	NET YDS.	AVG.	TB	IN20	LG	BK
2020	Steelers	0	0	0	0.0	0	0	0	0.0	0		0	0
2021	Raiders	0	0	0	0.0	0	0	0	0.0	0		0	0
Went from Las Vegas to New England.													
2021	Patriots	0	0	0	0.0	0	0	0	0.0	0		0	0
Went from New England to Pittsburgh.													
2021	Steelers	2	7	365	52.1	32	47	298	42.6	1	1	63	0
2021	TOTAL	2	7	365	52.1	32	47	298	42.6	1	1	63	0
2022	Broncos	17	96	4,470	46.6	44	362	3,988	41.5	6	30	59	0
2023	Patriots	0	0	0	0.0	0	0	0	0.0	0		0	0
2024	Bears	0	0	0	0.0	0	0	0	0.0	0		0	0
Went from Chicago to Pittsburgh.													
2024	Steelers	1	65	3,015	46.4	31	191	2,724	41.9	5	27	71	0
2024	TOTAL	1	65	3,015	46.4	31	191	2,724	41.9	5	27	71	0
NFL TOTALS		20	168	7,850	46.7	107	600	7,010	41.7	12	58	71	0

CORLISS WAITMAN'S NFL POSTSEASON PUNTING STATISTICS

DATE	TEAM	GP	NO.	YDS.	AVG.	OPP. RET.	YDS.	NET YDS.	AVG.	TB	IN20	LG	BK
2020	Steelers	0	0	0	0.0	0	0	0	0.0	0		0	0
2021	Steelers	0	0	0	0.0	0	0	0	0.0	0		0	0
2024	Steelers	1	5	257	51.4	1	4	253	50.6	0	5	60	0
NFL TOTALS		1	5	257	51.4	1	4	253	50.6	0	5	60	0

SINGLE-GAME HIGHS: PUNTER

Punts	10 vs. San Francisco 49ers, Sep 25, 2022 9 at Tennessee Titans, Nov 13, 2022	Net Punting Avg	50.3 at Pittsburgh Steelers, Sep 22, 2024 49.3 at Pittsburgh Steelers, Nov 17, 2024
Gross Punting Yards	476 vs. San Francisco 49ers, Sep 25, 2022 424 at Denver Broncos, Sep 15, 2024	Longest Punts	71 at Pittsburgh Steelers, Nov 17, 2024 63 at Kansas City Chiefs, Dec 26, 2021
Gross Punting Avg	56.5 at Pittsburgh Steelers, Nov 17, 2024 53.0 at Denver Broncos, Sep 15, 2024	Inside the 20	6 vs. San Francisco 49ers, Sep 25, 2022 4 at Los Angeles Chargers, Oct 17, 2022
Net Punting Yards	436 vs. San Francisco 49ers, Sep 25, 2022 344 at Denver Broncos, Sep 15, 2024		

SINGLE-GAME HIGHS - POSTSEASON: PUNTER

Punts	5 at Baltimore Ravens, Jan 11, 2025	Net Punting Yards	253 at Baltimore Ravens, Jan 11, 2025
Gross Punting Yards	257 at Baltimore Ravens, Jan 11, 2025	Net Punting Avg	50.6 at Baltimore Ravens, Jan 11, 2025
Gross Punting Avg	51.4 at Baltimore Ravens, Jan 11, 2025	Inside the 20	5 at Baltimore Ravens, Jan 11, 2025

2024 GAME-BY-GAME REGULAR-SEASON STATISTICS (STEELERS)

DATE	OPPONENT		NO.	YDS.	AVG.	OPP. RET.	YDS.	NET YDS.	AVG.	TB	IN20	LG	BK	W/L	SCORE
10/20	Jets	P	4	184	46.0	2	4	180	45.0	0	3	55	0	W	37-15
2024 TOTALS		1	4	184	46.0	2	4	180	45.0	0	3	55	0	1-0	

2023 GAME-BY-GAME REGULAR-SEASON STATISTICS (PATRIOTS)

DATE	OPPONENT	NO.	YDS.	AVG.	OPP. RET.	YDS.	NET YDS.	AVG	TB	IN20	LG	BK	W/L	SCORE
09/17	Dolphins						PRACTICE SQUAD						L	17-24
09/24	at Jets						PRACTICE SQUAD						W	15-10
10/01	at Cowboys						PRACTICE SQUAD						L	3-38
10/08	Saints						NOT ON ROSTER						L	0-34
10/15	at Raiders						NOT ON ROSTER						L	17-21
10/22	Bills						NOT ON ROSTER						W	29-25
10/29	at Dolphins						NOT ON ROSTER						L	17-31
11/05	Commanders						NOT ON ROSTER						L	17-20
11/12	Colts						NOT ON ROSTER						L	6-10
11/26	at Giants						NOT ON ROSTER						L	7-10
12/03	Chargers						NOT ON ROSTER						L	0-6
12/07	at Steelers						NOT ON ROSTER						W	21-18
12/17	Chiefs						NOT ON ROSTER						L	17-27
12/24	at Broncos						NOT ON ROSTER						W	26-23
12/31	at Bills						NOT ON ROSTER						L	21-27
01/07	Jets						NOT ON ROSTER						L	3-17
2023 TOTALS		0	0	0	0.0	0	0	0	0.0	0	0	0	4-12	

2022 GAME-BY-GAME REGULAR-SEASON STATISTICS (BRONCOS)

DATE	OPPONENT		NO.	YDS.	AVG.	OPP. RET.	YDS.	NET YDS.	AVG	TB	IN20	LG	BK	W/L	SCORE
09/12	@ Seahawks	P	1	36	36.0	0	0	36	36.0	0	1	36	0	L	16-17
09/18	Texans	P	5	214	42.8	1	7	167	33.4	2	1	50	0	W	16-9
09/25	49ers	P	10	476	47.6	5	40	436	43.6	0	6	57	0	W	11-10
10/02	@ Raiders	P	5	241	48.2	3	22	214	42.8	1	2	55	0	L	23-32
10/06	Colts	P	5	229	45.8	3	22	207	41.4	0	1	52	0	L	9-12
10/17	@ Chargers	P	7	323	46.1	3	39	284	40.6	0	4	58	0	L	16-19+
10/23	Jets	P	6	240	40.0	0	0	240	40.0	0	3	46	0	L	9-16
10/30	@ Jaguars	P	6	306	51.0	4	25	281	46.8	0	1	54	0	W	21-17
11/13	@ Titans	P	9	411	45.7	4	51	340	37.8	1	0	58	0	L	10-17
11/20	Raiders	P	4	187	46.8	4	28	159	39.8	0	0	54	0	L	16-22+
11/27	@ Panthers	P	7	367	52.4	5	44	323	46.1	0	2	58	0	L	10-23
12/04	@ Ravens	P	7	288	41.1	1	3	285	40.7	0	2	46	0	L	9-10
12/11	Chiefs	P	7	333	47.6	4	22	291	41.6	1	0	51	0	L	28-34
12/18	Cardinals	P	5	224	44.8	2	11	213	42.6	0	3	56	0	W	24-15
12/25	@ Rams	P	2	100	50.0	1	12	88	44.0	0	1	56	0	L	14-51
01/01	@ Chiefs	P	5	257	51.4	2	14	223	44.6	1	2	57	0	L	24-27
01/08	Chargers	P	5	238	47.6	2	37	201	40.2	0	1	59	0	W	31-28
2022 TOTALS		17	96	4,470	46.6	44	362	3,988	41.5	6	30	59	0	5-12	
+ - Overtime															

2021 GAME-BY-GAME REGULAR-SEASON STATISTICS (RAIDERS/PATRIOTS/STEELERS)

DATE	OPPONENT		NO.	YDS.	AVG.	OPP. RET.	YDS.	NET YDS.	AVG	TB	IN20	LG	BK	W/L	SCORE
09/13	Ravens						NOT ON ROSTER							W	33-27+
09/19	at Steelers						NOT ON ROSTER							W	26-17
09/26	Dolphins						NOT ON ROSTER							W	31-28+
10/04	at Chargers						NOT ON ROSTER							L	14-28
10/10	Bears						NOT ON ROSTER							L	9-20
10/17	at Broncos						NOT ON ROSTER							W	34-24
10/24	Eagles						NOT ON ROSTER							W	33-22
11/07	at Giants						NOT ON ROSTER							L	16-23
11/14	Chiefs						NOT ON ROSTER							L	14-41
11/21	Bengals						NOT ON ROSTER							L	13-32
Went from Raiders to Patriots .															
11/28	Titans						PRACTICE SQUAD							W	36-13
12/06	at Bills						PRACTICE SQUAD							W	14-10
12/18	at Colts						PRACTICE SQUAD							L	17-27
Went from Patriots to Steelers .															
12/26	at Chiefs	P	2	121	60.5	1	18	83	41.5	1	0	63	0	L	10-36
01/03	Browns	P	5	244	48.8	4	29	215	43.0	0	1	53	0	W	26-14
01/09	at Ravens						ON INACTIVE LIST							W	16-13+
2021 TOTALS		2	7	365	52.1	5	47	298	42.6	1	1	63	0	9-7	
+ - Overtime															

2020 GAME-BY-GAME REGULAR-SEASON STATISTICS (STEELERS)

DATE	OPPONENT	NO.	YDS.	AVG.	OPP. RET.	YDS.	NET YDS.	AVG	TB	IN20	LG	BK	W/L	SCORE
09/14	at Giants						PRACTICE SQUAD						W	26-16
09/27	Texans						PRACTICE SQUAD						W	28-21
10/11	Eagles						PRACTICE SQUAD						W	38-29
10/18	Browns						PRACTICE SQUAD						W	38-7
10/25	at Titans						PRACTICE SQUAD						W	27-24
11/01	at Ravens						PRACTICE SQUAD						W	28-24
11/08	at Cowboys						PRACTICE SQUAD						W	24-19
11/15	Bengals						PRACTICE SQUAD						W	36-10
11/22	at Jaguars						PRACTICE SQUAD						W	27-3
12/02	Ravens						PRACTICE SQUAD						W	19-14
12/07	Football Team						PRACTICE SQUAD						L	17-23
12/13	at Bills						PRACTICE SQUAD						L	15-26
12/21	at Bengals						PRACTICE SQUAD						L	17-27
12/27	Colts						PRACTICE SQUAD						W	28-24
01/03	at Browns						PRACTICE SQUAD						L	22-24
2020 TOTALS		0	0	0	0.0	0	0	0	0.0	0	0	0	11-4	

2024 GAME-BY-GAME POSTSEASON STATISTICS (STEELERS)


DATE	OPPONENT		NO.	YDS.	AVG.	OPP. RET.	YDS.	NET YDS.	AVG	TB	IN20	LG	BK	W/L	SCORE
01/11	at Ravens	P	5	257	51.4	1	4	253	50.6	0	5	60	0	L	14-28
2024 TOTALS			1	5	257	51.4	1	4	253	50.6	0	5	60	0	0-1

2021 GAME-BY-GAME POSTSEASON STATISTICS (STEELERS)

DATE	OPPONENT		NO.	YDS.	AVG.	OPP. RET.	YDS.	NET YDS.	AVG	TB	IN20	LG	BK	W/L	SCORE
01/16	at Chiefs							DID NOT PLAY							21-42
2021 TOTALS			0	0	0	0.0	0	0	0	0	0	0	0	0-1	

2020 GAME-BY-GAME POSTSEASON STATISTICS (STEELERS)

DATE	OPPONENT		NO.	YDS.	AVG.	OPP. RET.	YDS.	NET YDS.	AVG	TB	IN20	LG	BK	W/L	SCORE
01/10	Browns							PRACTICE SQUAD							37-48
2020 TOTALS			0	0	0	0.0	0	0	0	0	0	0	0	0-1	



JAYLEN^{RB} WARREN

HEIGHT: 5-8
WEIGHT: 215
COLLEGE: Oklahoma State
BORN: November 1, 1998

HOW ACQUIRED: UDFA '22
NFL EXPERIENCE: 3rd year
BIRTHPLACE: Cottonwoods Heights, UT



JAYLEN WARREN'S NFL REGULAR SEASON RUSHING/RECEIVING STATISTICS

DATE	TEAM	GP	GS	RUSHING					RECEIVING				
				NO.	YDS.	AVG.	LG	TD	NO.	YDS.	AVG.	LG	TD
2022	Steelers	16	0	77	379	4.9	31	1	28	214	7.6	26	0
2023	Steelers	17	0	149	784	5.3	74t	4	61	370	6.1	30	0
2024	Steelers	15	0	120	511	4.3	22	1	38	310	8.2	29	0
NFL TOTALS		48	0	346	1,674	4.8	74T	6	127	894	7.0	30	0

JAYLEN WARREN'S NFL POSTSEASON RUSHING/RECEIVING STATISTICS

DATE	TEAM	GP	GS	RUSHING					RECEIVING				
				NO.	YDS.	AVG.	LG	TD	NO.	YDS.	AVG.	LG	TD
2023	Steelers	1	0	8	38	4.8	12	0	2	16	8.0	16	0
2024	Steelers	1	0	2	6	3.0	4	0	4	19	4.8	7	0
NFL TOTALS		2	0	10	44	4.4	12	0	6	35	5.8	16	0

JAYLEN WARREN'S NFL REGULAR SEASON RETURN STATISTICS

DATE	TEAM	RET.	KICKOFF RETURNS					PUNT RETURNS				
			YDS.	AVG.	LG	TD	NO.	FC	YDS.	AVG.	LG	TD
2022	Steelers	0	0	0.0	0	0	0	0	0	0.0	0	0
2023	Steelers	0	0	0.0	0	0	0	0	0	0.0	0	0
2024	Steelers	9	227	25.2	35	0	0	0	0	0.0	0	0
NFL TOTALS		9	227	25.2	35	0	0	0	0	0.0	0	0

JAYLEN WARREN'S NFL POSTSEASON RETURN STATISTICS

DATE	TEAM	RET.	KICKOFF RETURNS					PUNT RETURNS				
			YDS.	AVG.	LG	TD	NO.	FC	YDS.	AVG.	LG	TD
2023	Steelers	1	21	21.0	21	0	0	0	0	0.0	0	0
2024	Steelers	0	0	0.0	0	0	0	0	0	0.0	0	0
NFL TOTALS		1	21	21.0	21	0	0	0	0	0.0	0	0

SINGLE-GAME HIGHS: RUSHING/RECEIVING

Rush Attempts	15 vs. Green Bay Packers, Nov 12, 2023 14 at Washington Commanders, Nov 10, 2024	Longest Receptions	30 vs. Cleveland Browns, Sep 18, 2023 29 at Cincinnati Bengals, Dec 01, 2024
Rushing Yards	129 at Cleveland Browns, Nov 19, 2023 101 vs. Green Bay Packers, Nov 12, 2023	All-Purpose Yards	151 at Washington Commanders, Nov 10, 2024 145 at Cleveland Browns, Nov 19, 2023
Rushing Average	14.3 at Cleveland Browns, Nov 19, 2023 8.0 vs. Tennessee Titans, Nov 02, 2023	Kickoff Returns	2 vs. Cincinnati Bengals, Jan 04, 2025 2 at Washington Commanders, Nov 10, 2024
Longest Runs	74t at Cleveland Browns, Nov 19, 2023 31 at Baltimore Ravens, Jan 01, 2023	Kickoff Return Yards	57 vs. Cincinnati Bengals, Jan 04, 2025 56 at Washington Commanders, Nov 10, 2024
Rushing TDs	1 at Cleveland Browns, Nov 21, 2024 1 at Seattle Seahawks, Dec 31, 2023 ...4 more at 1.	Longest Kickoff Return	35 at Washington Commanders, Nov 10, 2024 34 at Baltimore Ravens, Dec 21, 2024
Receptions	6 at Houston Texans, Oct 01, 2023 5 vs. Kansas City Chiefs, Dec 25, 2024 ...5 more at 5.	Special Teams Tackles	1 vs. Cleveland Browns, Jan 08, 2023 1 vs. Tampa Bay Buccaneers, Oct 16, 2022 ...1 more at 1.
Receiving Yards	66 vs. Cleveland Browns, Sep 18, 2023 55 at Cincinnati Bengals, Dec 01, 2024	Most TDs	1 at Cleveland Browns, Nov 21, 2024 1 at Seattle Seahawks, Dec 31, 2023 ...4 more at 1.
Receiving Average	16.5 vs. Cleveland Browns, Sep 18, 2023 13.8 at Cincinnati Bengals, Dec 01, 2024	Scrimmage Yards	145 at Cleveland Browns, Nov 19, 2023 113 vs. Tennessee Titans, Nov 02, 2023

SINGLE-GAME HIGHS - POSTSEASON: RUSHING/RECEIVING

Rush Attempts	8 at Buffalo Bills, Jan 15, 2024	Receiving Average	4.8 at Baltimore Ravens, Jan 11, 2025
	2 at Baltimore Ravens, Jan 11, 2025	Longest Receptions	16 at Buffalo Bills, Jan 15, 2024
Rushing Yards	38 at Buffalo Bills, Jan 15, 2024		7 at Baltimore Ravens, Jan 11, 2025
	6 at Baltimore Ravens, Jan 11, 2025		5 at Baltimore Ravens, Jan 11, 2025
Rushing Average	4.8 at Buffalo Bills, Jan 15, 2024		5 at Baltimore Ravens, Jan 11, 2025
Longest Runs	12 at Buffalo Bills, Jan 15, 2024	All-Purpose Yards	2 at Baltimore Ravens, Jan 11, 2025
	10 at Buffalo Bills, Jan 15, 2024		75 at Buffalo Bills, Jan 15, 2024
	6 at Buffalo Bills, Jan 15, 2024		25 at Baltimore Ravens, Jan 11, 2025
	5 at Buffalo Bills, Jan 15, 2024	Longest Kickoff Return	21 at Buffalo Bills, Jan 15, 2024
	4 at Baltimore Ravens, Jan 11, 2025	Scrimmage Yards	54 at Buffalo Bills, Jan 15, 2024
Receptions	4 at Baltimore Ravens, Jan 11, 2025		25 at Baltimore Ravens, Jan 11, 2025
	2 at Buffalo Bills, Jan 15, 2024		
Receiving Yards	19 at Baltimore Ravens, Jan 11, 2025		
	16 at Buffalo Bills, Jan 15, 2024		

100-YARD RUSHING GAMES (2): REGULAR SEASON

DATE	TEAM	ATT.	YDS.	AVG.	LG	TD
11/12/23	PACKERS	15	101	6.7	20	1
11/19/23	at Browns	9	129	14.3	74t	1

2024 GAME-BY-GAME REGULAR-SEASON STATISTICS (STEELERS)

			RUSHING					RECEIVING						
DATE	OPPONENT	P/S	NO.	YDS.	AVG.	LG	TD	NO.	YDS.	AVG.	LG	TD	W/L	SCORE
09/08	at Falcons	P	2	7	3.5	8	0	2	13	6.5	9	0	W	18-10
09/15	at Broncos	P	9	42	4.7	11	0	2	19	9.5	12	0	W	13-6
09/22	Chargers	P	3	5	1.7	3	0	1	-4	-4.0	-4	0	W	20-10
09/29	at Colts							ON INACTIVE LIST					L	24-27
10/06	Cowboys							ON INACTIVE LIST					L	17-20
10/13	at Raiders	P	6	7	1.2	7	0	3	11	3.7	8	0	W	32-13
10/20	Jets	P	12	44	3.7	10	0	2	15	7.5	11	0	W	37-15
10/28	Giants	P	9	46	5.1	18	0	2	13	6.5	9	0	W	26-18
11/10	at Commanders	P	14	66	4.7	12	0	2	29	14.5	26	0	W	28-27
11/17	Ravens	P	9	41	4.6	9	0	4	27	6.8	12	0	W	18-16
11/21	at Browns	P	11	45	4.1	15	1	3	19	6.3	11	0	L	19-24
12/01	at Bengals	P	3	9	3.0	6	0	4	55	13.8	29	0	W	44-38
12/08	Browns	P	9	47	5.2	14	0	2	25	12.5	14	0	W	27-14
12/15	at Eagles	P	4	12	3.0	6	0	1	3	3.0	3	0	L	13-27
12/21	at Ravens	P	12	48	4.0	11	0	5	44	8.8	13	0	L	17-34
12/25	Chiefs	P	11	71	6.5	22	0	5	41	8.2	21	0	L	10-29
01/04	Bengals	P	6	21	3.5	9	0	0	0	0.0	0	0	L	17-19
2024 TOTALS		15-0	120	511	4.3	22	1	38	310	8.2	29	0	10-7	

2023 GAME-BY-GAME REGULAR-SEASON STATISTICS (STEELERS)

			RUSHING					RECEIVING						
DATE	OPPONENT	P/S	NO.	YDS.	AVG.	LG	TD	NO.	YDS.	AVG.	LG	TD	W/L	SCORE
09/10	49ers	P	3	6	2.0	3	0	5	12	2.4	9	0	L	7-30
09/18	Browns	P	6	20	3.3	8	0	4	66	16.5	30	0	W	26-22
09/24	at Raiders	P	8	29	3.6	11	0	3	23	7.7	16	0	W	23-18
10/01	at Texans	P	8	29	3.6	18	0	6	26	4.3	7	0	L	6-30
10/08	Ravens	P	9	40	4.4	16	0	3	39	13.0	23	0	W	17-10
10/22	at Rams	P	6	32	5.3	13t	1	1	-1	-1.0	-1	0	W	24-17
10/29	Jaguars	P	5	19	3.8	8	0	4	19	4.8	11	0	L	10-20
11/02	Titans	P	11	88	8.0	22	0	3	25	8.3	9	0	W	20-16
11/12	Packers	P	15	101	6.7	20	1	2	9	4.5	6	0	W	23-19
11/19	at Browns	P	9	129	14.3	74t	1	3	16	5.3	14	0	L	10-13
11/26	at Bengals	P	13	49	3.8	9	0	3	13	4.3	15	0	W	16-10
12/03	Cardinals	P	9	59	6.6	18	0	1	-4	-4.0	-4	0	L	10-24
12/07	Patriots	P	7	11	1.6	7	0	4	29	7.3	12	0	L	18-21
12/16	at Colts	P	10	40	4.0	11	0	5	28	5.6	11	0	L	13-30
12/23	Bengals	P	8	24	3.0	5	0	5	30	6.0	18	0	W	34-11
12/31	at Seahawks	P	13	75	5.8	23	1	4	23	5.8	10	0	W	30-23
01/06	at Ravens	P	9	33	3.7	23	0	5	17	3.4	7	0	W	17-10
2023 TOTALS		17-0	149	784	5.3	74T	4	61	370	6.1	30	0	10-7	

2022 GAME-BY-GAME REGULAR-SEASON STATISTICS (STEELERS)


			RUSHING					RECEIVING					W/L	SCORE
DATE	OPPONENT	P/S	NO.	YDS.	AVG.	LG	TD	NO.	YDS.	AVG.	LG	TD		
09/11	at Bengals	P	3	7	2.3	3	0	0	0	0.0	0	0	W	23-20+
09/18	Patriots	P	4	15	3.8	6	0	1	0	0.0	0	0	L	14-17
09/22	at Browns	P	4	30	7.5	10	0	1	3	3.0	3	0	L	17-29
10/02	Jets	P	3	18	6.0	14	0	1	4	4.0	4	0	L	20-24
10/09	at Bills	P	5	24	4.8	12	0	4	39	9.8	13	0	L	3-38
10/16	Buccaneers	P	2	2	1.0	1	0	0	0	0.0	0	0	W	20-18
10/23	at Dolphins	P	2	7	3.5	4	0	2	17	8.5	10	0	L	10-16
10/30	at Eagles	P	6	50	8.3	19	0	3	25	8.3	15	0	L	13-35
11/13	Saints	P	9	37	4.1	21	0	3	40	13.3	26	0	W	20-10
11/20	Bengals	P	0	0	0.0	0	0	1	9	9.0	9	0	L	30-37
11/28	at Colts		ON INACTIVE LIST										W	24-17
12/04	at Falcons	P	1	5	5.0	5	0	2	14	7.0	7	0	W	19-16
12/11	Ravens	P	3	11	3.7	8	0	2	16	8.0	14	0	L	14-16
12/18	at Panthers	P	11	38	3.5	9	1	1	11	11.0	11	0	W	24-16
12/24	Raiders	P	6	23	3.8	13	0	1	7	7.0	7	0	W	13-10
01/01	at Ravens	P	12	76	6.3	31	0	3	22	7.3	10	0	W	16-13
01/08	Browns	P	6	36	6.0	22	0	3	7	2.3	3	0	W	28-14
2022 TOTALS		16-0	77	379	4.9	31	1	28	214	7.6	26	0	9-8	
+ - Overtime														

2024 GAME-BY-GAME POSTSEASON STATISTICS (STEELERS)

			RUSHING					RECEIVING					W/L	SCORE
DATE	OPPONENT	P/S	NO.	YDS.	AVG.	LG	TD	NO.	YDS.	AVG.	LG	TD		
01/11	at Ravens	P	2	6	3.0	4	0	4	19	4.8	7	0	L	14-28
2024 TOTALS		1-0	2	6	3.0	4	0	4	19	4.8	7	0	0-1	

2023 GAME-BY-GAME POSTSEASON STATISTICS (STEELERS)

			RUSHING					RECEIVING					W/L	SCORE
DATE	OPPONENT	P/S	NO.	YDS.	AVG.	LG	TD	NO.	YDS.	AVG.	LG	TD		
01/15	at Bills	P	8	38	4.8	12	0	2	16	8.0	16	0	L	17-31
2023 TOTALS		1-0	8	38	4.8	12	0	2	16	8.0	16	0	0-1	



DARNELL ^{TE}
WASHINGTON

HEIGHT: 6-7
WEIGHT: 264
COLLEGE: Georgia
BORN: August 17, 2001

HOW ACQUIRED: D3 '23
NFL EXPERIENCE: 2nd year
BIRTHPLACE: Las Vegas, NV



DARNELL WASHINGTON'S NFL REGULAR SEASON RUSHING/RECEIVING STATISTICS

DATE	TEAM	GP	GS	RECEIVING					RUSHING				
				NO.	YDS.	AVG.	LG	TD	NO.	YDS.	AVG.	LG	TD
2023	Steelers	17	7	7	61	8.7	12	0	0	0	0.0	0	0
2024	Steelers	17	9	19	200	10.5	29	1	0	0	0.0	0	0
NFL TOTALS		34	16	26	261	10.0	29	1	0	0	0.0	0	0

DARNELL WASHINGTON'S NFL POSTSEASON RUSHING/RECEIVING STATISTICS

DATE	TEAM	GP	GS	RECEIVING					RUSHING				
				NO.	YDS.	AVG.	LG	TD	NO.	YDS.	AVG.	LG	TD
2023	Steelers	1	1	0	0	0.0	0	0	0	0	0.0	0	0
2024	Steelers	1	0	1	9	9.0	9	0	0	0	0.0	0	0
NFL TOTALS		2	1	1	9	9.0	9	0	0	0	0.0	0	0

DARNELL WASHINGTON'S NFL REGULAR SEASON RETURN STATISTICS

DATE	TEAM	RET.	KICKOFF RETURNS					PUNT RETURNS				
			YDS.	AVG.	LG	TD	NO.	FC	YDS.	AVG.	LG	TD
2023	Steelers	0	0	0.0	0	0	0	0	0	0.0	0	0
2024	Steelers	0	0	0.0	0	0	0	0	0	0.0	0	0
NFL TOTALS		0	0	0.0	0	0	0	0	0	0.0	0	0

DARNELL WASHINGTON'S NFL POSTSEASON RETURN STATISTICS

DATE	TEAM	RET.	KICKOFF RETURNS					PUNT RETURNS				
			YDS.	AVG.	LG	TD	NO.	FC	YDS.	AVG.	LG	TD
2023	Steelers	0	0	0.0	0	0	0	0	0	0.0	0	0
2024	Steelers	0	0	0.0	0	0	0	0	0	0.0	0	0
NFL TOTALS		0	0	0.0	0	0	0	0	0	0.0	0	0

SINGLE-GAME HIGHS: RECEIVING

Receptions	4 vs. New York Jets, Oct 20, 2024	Longest Receptions	29 vs. New York Giants, Oct 28, 2024
	3 at Cleveland Browns, Nov 21, 2024		25 vs. Baltimore Ravens, Nov 17, 2024
Receiving Yards	42 vs. Baltimore Ravens, Nov 17, 2024	All-Purpose Yards	42 vs. Baltimore Ravens, Nov 17, 2024
	36 vs. New York Jets, Oct 20, 2024		36 vs. New York Jets, Oct 20, 2024
Receiving Average	9.0 vs. New York Jets, Oct 20, 2024	Most TDs	1 at Denver Broncos, Sep 15, 2024
	4.7 at Cleveland Browns, Nov 21, 2024		

SINGLE-GAME HIGHS - POSTSEASON: RECEIVING

Longest Receptions	9 at Baltimore Ravens, Jan 11, 2025
--------------------	-------------------------------------

2024 GAME-BY-GAME REGULAR-SEASON STATISTICS (STEELERS)

			RECEIVING					RUSHING					W/L	SCORE
DATE	OPPONENT	P/S	NO.	YDS.	AVG.	LG	TD	NO.	YDS.	AVG.	LG	TD		
09/08	at Falcons	S	1	5	5.0	5	0	0	0	0.0	0	0	W	18-10
09/15	at Broncos	P	1	5	5.0	5t	1	0	0	0.0	0	0	W	13-6
09/22	Chargers	P	0	0	0.0	0	0	0	0	0.0	0	0	W	20-10
09/29	at Colts	S	2	31	15.5	20	0	0	0	0.0	0	0	L	24-27
10/06	Cowboys	P	1	5	5.0	5	0	0	0	0.0	0	0	L	17-20
10/13	at Raiders	S	1	9	9.0	9	0	0	0	0.0	0	0	W	32-13
10/20	Jets	S	4	36	9.0	18	0	0	0	0.0	0	0	W	37-15
10/28	Giants	P	1	29	29.0	29	0	0	0	0.0	0	0	W	26-18
11/10	at Commanders	S	1	6	6.0	6	0	0	0	0.0	0	0	W	28-27
11/17	Ravens	S	2	42	21.0	25	0	0	0	0.0	0	0	W	18-16
11/21	at Browns	P	3	14	4.7	6	0	0	0	0.0	0	0	L	19-24
12/01	at Bengals	P	1	10	10.0	10	0	0	0	0.0	0	0	W	44-38
12/08	Browns	S	0	0	0.0	0	0	0	0	0.0	0	0	W	27-14
12/15	at Eagles	S	0	0	0.0	0	0	0	0	0.0	0	0	L	13-27
12/21	at Ravens	S	0	0	0.0	0	0	0	0	0.0	0	0	L	17-34
12/25	Chiefs	P	1	8	8.0	8	0	0	0	0.0	0	0	L	10-29
01/04	Bengals	P	0	0	0.0	0	0	0	0	0.0	0	0	L	17-19
2024 TOTALS		17-9	19	200	10.5	29	1	0	0	0.0	0	0	10-7	

2023 GAME-BY-GAME REGULAR-SEASON STATISTICS (STEELERS)

			RECEIVING					RUSHING					W/L	SCORE
DATE	OPPONENT	P/S	NO.	YDS.	AVG.	LG	TD	NO.	YDS.	AVG.	LG	TD		
09/10	49ers	P	0	0	0.0	0	0	0	0	0.0	0	0	L	7-30
09/18	Browns	S	0	0	0.0	0	0	0	0	0.0	0	0	W	26-22
09/24	at Raiders	S	0	0	0.0	0	0	0	0	0.0	0	0	W	23-18
10/01	at Texans	S	1	10	10.0	10	0	0	0	0.0	0	0	L	6-30
10/08	Ravens	S	0	0	0.0	0	0	0	0	0.0	0	0	W	17-10
10/22	at Rams	P	0	0	0.0	0	0	0	0	0.0	0	0	W	24-17
10/29	Jaguars	P	0	0	0.0	0	0	0	0	0.0	0	0	L	10-20
11/02	Titans	P	1	7	7.0	7	0	0	0	0.0	0	0	W	20-16
11/12	Packers	S	1	6	6.0	6	0	0	0	0.0	0	0	W	23-19
11/19	at Browns	P	1	8	8.0	8	0	0	0	0.0	0	0	L	16-13
11/26	at Bengals	P	1	10	10.0	10	0	0	0	0.0	0	0	W	16-10
12/03	Cardinals	P	0	0	0.0	0	0	0	0	0.0	0	0	L	10-24
12/07	Patriots	S	1	12	12.0	12	0	0	0	0.0	0	0	L	18-21
12/16	at Colts	P	0	0	0.0	0	0	0	0	0.0	0	0	L	13-30
12/23	Bengals	P	1	8	8.0	8	0	0	0	0.0	0	0	W	34-11
12/31	at Seahawks	S	0	0	0.0	0	0	0	0	0.0	0	0	W	30-23
01/06	at Ravens	P	0	0	0.0	0	0	0	0	0.0	0	0	W	17-10
2023 TOTALS		17-7	7	61	8.7	12	0	0	0	0.0	0	0	10-7	

2024 GAME-BY-GAME POSTSEASON STATISTICS (STEELERS)

			RECEIVING					RUSHING					W/L	SCORE
DATE	OPPONENT	P/S	NO.	YDS.	AVG.	LG	TD	NO.	YDS.	AVG.	LG	TD		
01/11	at Ravens	P	1	9	9.0	9	0	0	0	0.0	0	0	L	14-28
2024 TOTALS		1-0	1	9	9.0	9	0	0	0	0.0	0	0	0-1	

2023 GAME-BY-GAME POSTSEASON STATISTICS (STEELERS)

			RECEIVING					RUSHING					W/L	SCORE
DATE	OPPONENT	P/S	NO.	YDS.	AVG.	LG	TD	NO.	YDS.	AVG.	LG	TD		
01/15	at Bills	S	0	0	0.0	0	0	0	0	0.0	0	0	L	17-31
2023 TOTALS		1-1	0	0	0.0	0	0	0	0	0.0	0	0	0-1	



T.J. ^{LB}
WATT

HEIGHT: 6-4
WEIGHT: 252
COLLEGE: Wisconsin
BORN: October 11, 1994

HOW ACQUIRED: D1 '17
NFL EXPERIENCE: 8th year
BIRTHPLACE: Pewaukee, WI



T.J. WATT'S NFL REGULAR SEASON DEFENSIVE STATISTICS

DATE	TEAM	GP	GS	TACKLES								INTERCEPTIONS				O. FUMBLE				ST				MISC			
				TK	S	A	TFL	YDS	SK	YDS	QBH	NO	YDS	LG	TD	PD	FF	FR	TD	YDS	TK	S	A	FF	FR	S	A
2017	Steelers	15	15	52	39	13	10	42	7.0	36.0	13	1	17	17	0	7	1	0	0	0	2	1	1	0	0	0	0
2018	Steelers	16	16	68	50	18	12	63	13.0	87.0	21	0	0	0	0	3	6	0	0	0	0	0	0	0	0	0	
2019	Steelers	16	16	55	35	20	14	56	14.5	104.0	36	2	7	7	0	8	8	4	0	0	0	0	0	0	0	0	
2020	Steelers	15	15	53	43	10	23	119	15.0	112.5	41	1	0	0	0	7	2	0	0	0	0	0	0	0	0	0	
2021	Steelers	15	15	64	48	16	21	100	22.5	111.5	39	0	0	0	0	7	5	3	0	0	0	0	0	0	0	0	
2022	Steelers	10	10	39	27	12	8	34	5.5	37.5	12	2	0	0	0	5	1	0	0	0	0	0	0	0	0	0	
2023	Steelers	17	17	68	48	20	19	103	19.0	122.0	36	1	24	24	0	8	4	3	1	34	0	0	0	0	0	0	
2024	Steelers	17	17	61	40	21	19	96	11.5	79.5	27	0	0	0	0	4	6	2	0	0	0	0	0	0	0	0	
NFL TOTALS		121	121	460	330	130	126	613	108.0	690.0	225	7	48	24	0	49	33	12	1	34	2	1	1	0	0	0	

T.J. WATT'S NFL POSTSEASON DEFENSIVE STATISTICS

DATE	TEAM	GP	GS	TACKLES								INTERCEPTIONS					O. FUMBLE					ST					MISC				
				TK	S	A	TFL	YDS	SK	YDS	QBH	NO	YDS	LG	TD	PD	FF	FR	TD	YDS	TK	S	A	FF	FR	S	A	FF	FR	S	A
2017	Steelers	1	1	2	1	1	0	0	0.0	0.0	2	0	0	0	1	0	0	0	0	0	0	0	0	0	0	0	0	0	0		
2020	Steelers	1	1	3	2	1	1	1	0.0	0.0	0	0	0	0	1	0	0	0	0	0	0	0	0	0	0	0	0	0	0		
2021	Steelers	1	1	3	3	0	2	16	1.0	14.0	3	0	0	0	1	0	1	1	26	0	0	0	0	0	0	0	0	0	0		
2023	Steelers	0	0	0	0	0	0	0	0.0	0.0	0	0	0	0	0	0	0	0	0	0	0	0	0	0	0	0	0	0	0		
2024	Steelers	1	1	0	0	0	0	0	0.0	0.0	0	0	0	0	0	0	0	0	0	0	0	0	0	0	0	0	0	0	0		
NFL TOTALS		4	4	8	6	2	3	17	1.0	14.0	5	0	0	0	3	0	1	1	26	0	0	0	0	0	0	0	0	0	0		

SINGLE-GAME HIGHS: DEFENSIVE

Total Tackles	10 at Cleveland Browns, Sep 09, 2018 8 vs. Dallas Cowboys, Oct 06, 2024 ...4 more at 8.	Tackles For Loss	4 at Cleveland Browns, Sep 09, 2018 3 at Cincinnati Bengals, Dec 01, 2024 ...12 more at 3.
Solo Tackles	7 vs. Dallas Cowboys, Oct 06, 2024 7 vs. Green Bay Packers, Nov 12, 2023 ...1 more at 7.	Interceptions	1 vs. Cincinnati Bengals, Nov 20, 2022 1 at Cincinnati Bengals, Sep 11, 2022 ...4 more at 1.
Sacks	4.0 vs. Cleveland Browns, Jan 03, 2022 3.5 vs. Baltimore Ravens, Dec 05, 2021	Interception Return Yards	17 at Cleveland Browns, Sep 10, 2017 7 at San Francisco 49ers, Sep 22, 2019
Passes Defensed	3 vs. Seattle Seahawks, Oct 17, 2021 3 at Dallas Cowboys, Nov 08, 2020	Special Teams Tackles	1 vs. Tennessee Titans, Nov 16, 2017 1 at Cleveland Browns, Sep 10, 2017
Forced Fumbles	2 at Las Vegas Raiders, Oct 13, 2024 2 vs. San Francisco 49ers, Sep 10, 2023 ...3 more at 2.	Longest Opp Fumble Return	18 vs. Baltimore Ravens, Oct 08, 2023 16 vs. Cleveland Browns, Sep 18, 2023
Fumble Recoveries	1 vs. New York Giants, Oct 28, 2024 1 at Atlanta Falcons, Sep 08, 2024 ...10 more at 1.		

SINGLE-GAME HIGHS - POSTSEASON: DEFENSIVE

Total Tackles	3 at Kansas City Chiefs, Jan 16, 2022 3 vs. Cleveland Browns, Jan 10, 2021 2 vs. Jacksonville Jaguars, Jan 14, 2018	Fumble Recoveries	1 at Kansas City Chiefs, Jan 16, 2022
Solo Tackles	3 at Kansas City Chiefs, Jan 16, 2022 2 vs. Cleveland Browns, Jan 10, 2021 1 vs. Jacksonville Jaguars, Jan 14, 2018	Tackles For Loss	2 at Kansas City Chiefs, Jan 16, 2022 1 vs. Cleveland Browns, Jan 10, 2021
Sacks	1.0 at Kansas City Chiefs, Jan 16, 2022	Longest Opp Fumble Return	26 at Kansas City Chiefs, Jan 16, 2022
Passes Defensed	1 at Kansas City Chiefs, Jan 16, 2022 1 vs. Cleveland Browns, Jan 10, 2021 1 vs. Jacksonville Jaguars, Jan 14, 2018		

2024 GAME-BY-GAME REGULAR-SEASON STATISTICS (STEELERS)

DATE	OPPONENT	P/S	TACKLES								INTERCEPTIONS				O. FUMB				ST				MISC		W/L	SCORE		
			TK	S	A	SK	YDS	TFL	YDS	QBH	NO	YDS	LG	TD	PD	FF	FR	TD	YDS	TK	S	A	FF	FR			S	A
09/08	at Falcons	S	4	2	2	1.0	9.0	2	12	3	0	0	0	0	0	1	0	0	0	0	0	0	0	0	0	0	W	18-10
09/15	at Broncos	S	3	2	1	1.0	8.0	2	11	2	0	0	0	0	1	0	0	0	0	0	0	0	0	0	0	0	W	13-6
09/22	Chargers	S	3	3	0	1.0	8.0	1	8	2	0	0	0	0	0	0	0	0	0	0	0	0	0	0	0	0	W	20-10
09/29	at Colts	S	2	0	2	0.0	0.0	0	0	0	0	0	0	0	0	0	0	0	0	0	0	0	0	0	0	0	L	24-27
10/06	Cowboys	S	8	7	1	1.5	11.5	1	7	3	0	0	0	0	0	1	0	0	0	0	0	0	0	0	0	0	L	17-20
10/13	at Raiders	S	5	5	0	0.0	0.0	2	4	0	0	0	0	0	0	2	0	0	0	0	0	0	0	0	0	0	W	32-13
10/20	Jets	S	1	0	1	0.0	0.0	0	0	2	0	0	0	0	1	0	0	0	0	0	0	0	0	0	0	0	W	37-15
10/28	Giants	S	7	5	2	2.0	18.0	2	18	2	0	0	0	0	0	1	1	0	0	0	0	0	0	0	0	0	W	26-18
11/10	at Commanders	S	0	0	0	0.0	0.0	0	0	2	0	0	0	0	1	0	0	0	0	0	0	0	0	0	0	0	W	28-27
11/17	Ravens	S	3	3	0	1.0	2.0	2	5	2	0	0	0	0	0	0	0	0	0	0	0	0	0	0	0	0	W	18-16
11/21	at Browns	S	4	1	3	0.0	0.0	1	1	0	0	0	0	0	0	0	0	0	0	0	0	0	0	0	0	0	L	19-24
12/01	at Bengals	S	3	3	0	2.0	11.0	3	12	5	0	0	0	0	0	1	0	0	0	0	0	0	0	0	0	0	W	44-38
12/08	Browns	S	4	2	2	0.0	0.0	1	5	2	0	0	0	0	0	0	0	0	0	0	0	0	0	0	0	0	W	27-14
12/15	at Eagles	S	7	5	2	2.0	12.0	1	12	2	0	0	0	0	0	1	0	0	0	0	0	0	0	0	0	0	L	13-27
12/21	at Ravens	S	4	1	3	0.0	0.0	0	0	0	0	0	0	0	0	0	0	0	0	0	0	0	0	0	0	0	L	17-34
12/25	Chiefs	S	3	1	2	0.0	0.0	0	1	0	0	0	0	0	1	0	0	0	0	0	0	0	0	0	0	0	L	10-29
01/04	Bengals	S	0	0	0	0.0	0.0	0	0	0	0	0	0	0	0	0	0	0	0	0	0	0	0	0	0	0	L	17-19
2024 TOTALS		17-17	61	40	21	11.5	79.5	19	96	27	0	0	0	0	4	6	2	0	0	0	0	0	0	0	0	0	10-7	

2023 GAME-BY-GAME REGULAR-SEASON STATISTICS (STEELERS)

DATE	OPPONENT	P/S	TACKLES								INTERCEPTIONS				O. FUMB				ST				MISC		W/L	SCORE		
			TK	S	A	SK	YDS	TFL	YDS	QBH	NO	YDS	LG	TD	PD	FF	FR	TD	YDS	TK	S	A	FF	FR			S	A
09/10	49ers	S	5	5	0	3.0	17.0	1	9	5	0	0	0	0	1	2	1	0	0	0	0	0	0	0	0	0	L	7-30
09/18	Browns	S	4	2	2	1.0	7.0	2	8	4	0	0	0	0	1	0	1	1	16	0	0	0	0	0	0	0	W	26-22
09/24	at Raiders	S	2	2	0	2.0	16.0	2	16	3	0	0	0	0	0	0	0	0	0	0	0	0	0	0	0	0	W	23-18
10/01	at Texans	S	2	1	1	0.0	0.0	0	0	1	0	0	0	0	0	0	0	0	0	0	0	0	0	0	0	0	L	6-30
10/08	Ravens	S	2	2	0	2.0	15.0	2	15	2	0	0	0	0	2	0	1	0	18	0	0	0	0	0	0	0	W	17-10
10/22	at Rams	S	1	0	1	0.0	0.0	0	0	0	1	24	24	0	1	0	0	0	0	0	0	0	0	0	0	0	W	24-17
10/29	Jaguars	S	2	1	1	0.5	4.0	0	0	1	0	0	0	0	1	0	0	0	0	0	0	0	0	0	0	0	L	10-20
11/02	Titans	S	4	2	2	1.0	8.0	1	8	2	0	0	0	0	0	0	0	0	0	0	0	0	0	0	0	0	W	20-16
11/12	Packers	S	8	7	1	1.0	6.0	1	6	2	0	0	0	0	0	0	0	0	0	0	0	0	0	0	0	0	W	23-19
11/19	at Browns	S	6	4	2	1.0	2.0	2	6	3	0	0	0	0	0	0	0	0	0	0	0	0	0	0	0	0	L	10-13
11/26	at Bengals	S	5	5	0	2.0	15.0	1	9	2	0	0	0	0	0	1	0	0	0	0	0	0	0	0	0	0	W	16-10
12/03	Cardinals	S	6	3	3	0.5	3.0	1	2	2	0	0	0	0	1	0	0	0	0	0	0	0	0	0	0	0	L	10-24
12/07	Patriots	S	5	3	2	0.0	0.0	1	1	0	0	0	0	0	0	0	0	0	0	0	0	0	0	0	0	0	L	18-21
12/16	at Colts	S	3	2	1	2.0	10.0	2	10	2	0	0	0	0	0	0	0	0	0	0	0	0	0	0	0	0	L	13-30
12/23	Bengals	S	3	2	1	1.0	8.0	0	0	4	0	0	0	0	1	1	0	0	0	0	0	0	0	0	0	0	W	34-11
12/31	at Seahawks	S	2	1	1	0.0	0.0	0	0	1	0	0	0	0	0	0	0	0	0	0	0	0	0	0	0	0	W	30-23
01/06	at Ravens	S	8	6	2	2.0	11.0	3	13	2	0	0	0	0	0	0	0	0	0	0	0	0	0	0	0	0	W	17-10
2023 TOTALS		17-17	68	48	20	19.0	122.0	19	103	36	1	24	24	0	8	4	3	1	34	0	0	0	0	0	0	0	10-7	

2022 GAME-BY-GAME REGULAR-SEASON STATISTICS (STEELERS)

DATE	OPPONENT	P/S	TACKLES								INTERCEPTIONS				O. FUMB				ST				MISC		W/L	SCORE	
			TK	S	A	SK	YDS	TFL	YDS	QBH	NO	YDS	LG	TD	PD	FF	FR	TD	YDS	TK	S	A	FF	FR			S
09/11	at Bengals	S	6	6	0	1.0	4.0	3	8	1	1	0	0	0	2	0	0	0	0	0	0	0	0	0	0	W	23-20+
09/18	Patriots										INJURED RESERVE								0	0	0	0	0	0	L	14-17	
09/22	at Browns										INJURED RESERVE								0	0	0	0	0	0	L	17-29	
10/02	Jets										INJURED RESERVE								0	0	0	0	0	0	L	20-24	
10/09	at Bills										INJURED RESERVE								0	0	0	0	0	0	L	3-38	
10/16	Buccaneers										INJURED RESERVE								0	0	0	0	0	0	W	20-18	
10/23	at Dolphins										INJURED RESERVE								0	0	0	0	0	0	L	10-16	
10/30	at Eagles										INJURED RESERVE								0	0	0	0	0	0	L	13-35	
11/13	Saints										INJURED RESERVE								0	0	0	0	0	0	W	20-10	
11/20	Bengals	S	6	2	4	0.5	3.0	0	0	1	1	0	0	0	2	0	0	0	0	0	0	0	0	0	0	L	30-37
11/28	at Colts	S	3	2	1	0.0	0.0	0	0	1	0	0	0	0	0	1	0	0	0	0	0	0	0	0	0	W	24-17
12/04	at Falcons	S	3	3	0	0.0	0.0	0	0	0	0	0	0	0	0	0	0	0	0	0	0	0	0	0	0	W	19-16
12/11	Ravens	S	5	3	2	1.0	4.0	1	4	1	0	0	0	0	0	0	0	0	0	0	0	0	0	0	0	L	14-16
12/18	at Panthers	S	2	1	1	1.5	14.0	1	9	2	0	0	0	0	0	0	0	0	0	0	0	0	0	0	0	W	24-16
12/24	Raiders	S	3	3	0	0.0	0.0	1	3	1	0	0	0	0	1	0	0	0	0	0	0	0	0	0	0	W	13-10
01/01	at Ravens	S	4	3	1	1.0	10.0	2	10	3	0	0	0	0	0	0	0	0	0	0	0	0	0	0	0	W	16-13
01/08	Browns	S	3	2	1	0.5	2.5	0	0	1	0	0	0	0	0	0	0	0	0	0	0	0	0	0	0	W	28-14
2022 TOTALS			9-9	35	25	10	5.5	37.5	8	34	11	2	0	0	0	5	1	0	0	0	0	0	0	0	0	9-8	
+ - Overtime																											

+ - Overtime

	TACKLES									INTERCEPTIONS							O. FUMB.						ST						MISC								
DATE	OPPONENT	P/S	Tk	S	A	SK	YDS	TFL	YDS	QBH	N	O	YD5	Lg	Td	Pd	Ff	Rt	Td	Yds	Tk	S	A	Ff	Rt	N	O	YD5	Lg	Td	Pd	Ff	Rt	N	O	W/L	SCORE
09/12	@ Bills	S	3	3	0	2.0	10.0	1	5	5	0	0	0	0	0	0	1	0	0	0		0	0	0	0	0	0	0	0	0	0	0	0	0	0	W	23-16
09/19	Raiders	S	4	3	1	1.0	1.0	0	0	1	0	0	0	0	0	0	1	0	0	0		0	0	0	0	0	0	0	0	0	0	0	0	0	L	17-26	
09/26	Bengals										ON INACTIVE LIST																								L	10-24	
10/03	@ Packers	S	4	3	1	2.0	6.0	2	6	2	0	0	0	0	0	0	0	1	0	0		0	0	0	0	0	0	0	0	0	0	0	0	L	17-27		
10/10	Broncos	S	3	3	0	0.0	0.0	1	4	2	0	0	0	0	0	0	0	0	0	0		0	0	0	0	0	0	0	0	0	0	0	0	W	27-19		
10/17	Seahawks	S	7	6	1	2.0	13.0	3	14	2	0	0	0	0	0	3	1	0	0	0		0	0	0	0	0	0	0	0	0	0	0	0	W	23-20+		
10/31	@ Browns	S	6	4	2	1.5	7.5	1	5	3	0	0	0	0	0	0	0	1	0	0		0	0	0	0	0	0	0	0	0	0	0	0	W	15-10		
11/08	Bears	S	7	4	3	3.0	13.0	3	13	3	0	0	0	0	1	0	0	0	0	0		0	0	0	0	0	0	0	0	0	0	0	0	W	29-27		
11/14	Lions	S	5	3	2	1.0	6.0	2	7	2	0	0	0	0	0	0	0	0	0	0		0	0	0	0	0	0	0	0	0	0	0	0	L	16-16		
11/21	@ Chargers										ON INACTIVE LIST																								L	37-41	
11/28	@ Bengals	S	2	1	1	0.0	0.0	0	0	0	0	0	0	0	0	0	0	0	0	0		0	0	0	0	0	0	0	0	0	0	0	0	L	10-41		
12/05	Ravens	S	6	5	1	3.5	12.0	3	8	6	0	0	0	0	0	0	1	0	0	0		0	0	0	0	0	0	0	0	0	0	0	0	W	20-19		
12/09	@ Vikings	S	1	0	1	0.0	0.0	0	0	1	0	0	0	0	0	0	0	0	0	0		0	0	0	0	0	0	0	0	0	0	0	0	L	28-36		
12/19	Titans	S	5	4	1	1.5	15.0	1	10	4	0	0	0	0	0	0	0	1	0	0		0	0	0	0	0	0	0	0	0	0	0	0	W	19-13		
12/26	@ Chiefs	S	1	1	0	0.0	0.0	0	0	0	0	0	0	0	0	0	0	0	0	0		0	0	0	0	0	0	0	0	0	0	0	0	L	10-20		
01/03	Browns	S	5	5	0	4.0	25.0	3	25	5	0	0	0	0	2	0	0	0	0	0		0	0	0	0	0	0	0	0	0	0	0	0	W	26-14		
01/09	@ Ravens	S	5	3	2	1.0	3.0	1	3	3	0	0	0	0	1	1	0																				

[illegible]

DATE	OPPONENT	P/S	TACKLES										INTERCEPTIONS				O. FUMB				ST				MISC			
			TK	S	A	SK	YDS	TFL	YDS	QBH	NO	YDS	LG	TD	PD	FF	FR	TD	YDS	TK	S	A	FF	FR	TD	YDS	W/L	SCORE
09/08	@ Patriots	S	2	1	1	0.0	0.0	1	3	3	0	0	0	0	0	0	0	0	0	0	0	0	0	0	0	L	3-33	
09/15	@ Seahawks	S	6	3	3	1.0	8.0	1	8	1	0	0	0	0	1	0	0	0	0	0	0	0	0	0	L	26-28		
09/22	@ 49ers	S	2	2	0	0.0	0.0	0	0	2	1	7	0	2	0	1	0	0	0	0	0	0	0	0	L	20-24		
09/30	@ Bengals	S	2	1	1	1.5	9.0	1	5	3	0	0	0	0	0	1	0	0	0	0	0	0	0	0	W	27-3		
10/06	@ Ravens	S	5	4	1	1.0	6.0	3	8	1	0	0	0	0	0	0	0	0	0	0	0	0	0	0	L	23-26+		
10/13	@ Chargers	S	3	0	3	0.5	2.0	0	0	4	0	0	0	0	1	0	0	0	0	0	0	0	0	0	W	24-17		
10/28	@ Dolphins	S	3	3	0	2.0	16.0	0	0	3	0	0	0	0	2	1	0	0	0	0	0	0	0	0	W	27-14		
11/03	@ Colts	S	3	2	1	1.5	13.0	1	9	3	0	0	0	0	0	0	0	0	0	0	0	0	0	0	W	26-24		
11/10	@ Rams	S	5	4	1	2.0	15.0	1	8	2	0	0	0	0	1	0	0	0	0	0	0	0	0	0	W	17-12		
11/14	@ Browns	S	4	2	2	1.0	4.0	1	4	2	0	0	0	0	1	0	0	0	0	0	0	0	0	0	L	7-21		
11/24	@ Bengals	S	2	2	0	1.0	9.0	1	1	1	0	0	0	0	1	1	0	0	0	0	0	0	0	0	W	16-10		
12/01	@ Browns	S	2	1	1	1.0	6.0	1	6	3	0	0	0	0	0	0	0	0	0	0	0	0	0	0	W	20-13		
12/08	@ Cardinals	S	2	1	1	0.0	0.0	1	1	1	1	0	0	0	1	0	0	0	0	0	0	0	0	0	W	23-17		
12/15	@ Bills	S	4	3	1	0.5	4.0	2	3	2	0	0	0	0	1	1	0	0	0	0	0	0	0	0	L	10-17		
12/22	@ Jets	S	5	2	3	1.0	8.0	0	0	3	0	0	0	0	0	1	1	0	0	0	0	0	0	0	L	10-16		
12/29	@ Ravens	S	5	4	1	0.5	4.0	0	0	2	0	0	0	0	1	1	0	0	0	0	0	0	0	0	L	10-28		
2019 TOTALS			16-16		55	35	20	14.5	104.0	14	56	36	2	7	7	0	8	8	4	0	0	0	0	0	0	8-8		
+ Overtime																												

[illegible]

2017 GAME-BY-GAME REGULAR-SEASON STATISTICS (STEELERS)

DATE	OPPONENT	P/S	TACKLES								INTERCEPTIONS					O. FUMB				ST				MISC		W/L	SCORE	
			TK	S	A	SK	YDS	TFL	YDS	QBH	NO	YDS	LG	TD	PD	FF	FR	TD	YDS	TK	S	A	FF	FR	S			A
09/10	at Browns	S	6	5	1	2.0	11.0	2	11	2	1	17	17	0	1	0	0	0	0	1	1	0	0	0	0	0	W	21-18
09/17	Vikings	S	2	0	2	0.0	0.0	0	0	0	0	0	0	0	1	0	0	0	0	0	0	0	0	0	0	W	26-9	
09/24	at Bears										INACTIVE																L	17-23+
10/01	at Ravens	S	4	4	0	0.0	0.0	1	3	0	0	0	0	0	1	0	0	0	0	0	0	0	0	0	0	W	26-9	
10/08	Jaguars	S	6	5	1	1.0	3.0	2	5	1	0	0	0	0	0	0	0	0	0	0	0	0	0	0	0	L	9-30	
10/15	at Chiefs	S	1	1	0	0.0	0.0	0	0	0	0	0	0	0	0	0	0	0	0	0	0	0	0	0	0	W	19-13	
10/22	Bengals	S	6	5	1	1.0	7.0	1	7	3	0	0	0	0	0	0	0	0	0	0	0	0	0	0	0	W	29-14	
10/29	at Lions	S	2	1	1	0.0	0.0	0	0	0	0	0	0	0	1	0	0	0	0	0	0	0	0	0	0	W	20-15	
11/12	at Colts	S	3	3	0	0.0	0.0	0	0	0	0	0	0	0	0	0	0	0	0	0	0	0	0	0	0	W	20-17	
11/16	Titans	S	1	0	1	0.0	0.0	0	0	0	0	0	0	0	1	0	0	0	0	1	0	1	0	0	0	W	40-17	
11/26	Packers	S	4	3	1	1.0	6.0	1	6	1	0	0	0	0	1	0	0	0	0	0	0	0	0	0	0	W	31-28	
12/04	at Bengals	S	1	0	1	0.0	0.0	0	0	0	0	0	0	0	0	0	0	0	0	0	0	0	0	0	0	W	23-20	
12/10	Ravens	S	4	4	0	1.0	8.0	1	4	3	0	0	0	0	0	1	0	0	0	0	0	0	0	0	0	W	39-38	
12/17	Patriots	S	2	2	0	0.0	0.0	0	0	0	0	0	0	0	0	0	0	0	0	0	0	0	0	0	0	L	24-27	
12/25	at Texans	S	2	0	2	0.0	0.0	0	0	0	0	0	0	0	1	0	0	0	0	0	0	0	0	0	0	W	34-6	
12/31	Browns	S	8	6	2	1.0	1.0	2	6	3	0	0	0	0	0	0	0	0	0	0	0	0	0	0	0	W	28-24	
2017 TOTALS			15-15	52	39	13	7.0	36.0	10	42	13	1	17	17	0	7	1	0	0	0	2	1	1	0	0	0	13-3	
+ - Overtime																												

2024 GAME-BY-GAME POSTSEASON STATISTICS (STEELERS)

DATE	OPPONENT	P/S	TACKLES							INTERCEPTIONS					O. FUMB			ST				MISC		W/L	SCORE	
			TK	S	A	SK	YDS	TFL	YDS	QBH	NO	YDS	LG	TD	PD	FF	FR	TD	YDS	TK	S	A	FF			FR
01/11	at Ravens	S	0	0	0	0.0	0.0	0	0	0	0	0	0	0	0	0	0	0	0	0	0	0	0	0	L	14-28
2024 TOTALS			1-1	0	0	0.0	0.0	0	0	0	0	0	0	0	0	0	0	0	0	0	0	0	0	0	0-1	

2023 GAME-BY-GAME POSTSEASON STATISTICS (STEELERS)

DATE	OPPONENT	P/S	TACKLES							INTERCEPTIONS					O. FUMB			ST				MISC		W/L	SCORE			
			TK	S	A	SK	YDS	TFL	YDS	QBH	NO	YDS	LG	TD	PD	FF	FR	TD	YDS	TK	S	A	FF			FR	S	A
01/15	at Bills		INACTIVE																								L	17-31
2023 TOTALS			0	0	0	0	0	0	0	0	0	0	0	0	0	0	0	0	0	0	0	0	0	0	0	0-1		



MIKE ^{WR} WILLIAMS

HEIGHT: 6-3
WEIGHT: 218
COLLEGE: Clemson
BORN: October 4, 1994

HOW ACQUIRED: TR '24 (NYJ)
NFL EXPERIENCE: 8th year
BIRTHPLACE: Holy Hill, SC



MIKE WILLIAMS' NFL REGULAR SEASON RUSHING/RECEIVING STATISTICS

DATE	TEAM	GP	GS	RECEIVING					RUSHING				
				NO.	YDS.	AVG.	LG	TD	NO.	YDS.	AVG.	LG	TD
2017	Chargers	10	1	11	95	8.6	20	0	0	0	0.0	0	0
2018	Chargers	16	5	43	664	15.4	55t	10	7	28	4.0	19t	1
2019	Chargers	15	15	49	1,001	20.4	56	2	1	2	2.0	2	0
2020	Chargers	15	11	48	756	15.8	64t	5	1	1	1.0	1	0
2021	Chargers	16	14	76	1,146	15.1	72t	9	0	0	0.0	0	0
2022	Chargers	13	13	63	895	14.2	55	4	0	0	0.0	0	0
2023	Chargers	3	3	19	249	13.1	49t	1	1	3	3.0	3	0
2024	Jets	9	3	12	166	13.8	22	0	0	0	0.0	0	0
Went from N.Y. Jets to Pittsburgh.													
2024	Steelers	1	0	9	132	14.7	32t	1	0	0	0.0	0	0
2024	TOTAL	10	3	21	298	14.2	32t	1	0	0	0.0	0	0
NFL TOTALS		98	65	330	5,104	15.5	72T	32	10	34	3.4	19T	1

MIKE WILLIAMS' NFL POSTSEASON RUSHING/RECEIVING STATISTICS

DATE	TEAM	GP	GS	RECEIVING					RUSHING				
				NO.	YDS.	AVG.	LG	TD	NO.	YDS.	AVG.	LG	TD
2018	Chargers	2	2	7	110	15.7	28	0	0	0	0.0	0	0
2022	Chargers	0	0	0	0	0.0	0	0	0	0	0.0	0	0
2024	Steelers	1	0	1	37	37.0	37	0	0	0	0.0	0	0
NFL TOTALS		3	2	8	147	18.4	37	0	0	0	0.0	0	0

MIKE WILLIAMS' NFL REGULAR SEASON RETURN STATISTICS

KICKOFF RETURNS							PUNT RETURNS					
DATE	TEAM	RET.	YDS.	AVG.	LG	TD	NO.	FC	YDS.	AVG.	LG	TD
2017	Chargers	0	0	0.0	0	0	0	0	0	0.0	0	0
2018	Chargers	0	0	0.0	0	0	0	0	0	0.0	0	0
2019	Chargers	0	0	0.0	0	0	0	0	0	0.0	0	0
2020	Chargers	0	0	0.0	0	0	0	0	0	0.0	0	0
2021	Chargers	0	0	0.0	0	0	0	0	0	0.0	0	0
2022	Chargers	0	0	0.0	0	0	0	0	0	0.0	0	0
2023	Chargers	0	0	0.0	0	0	0	0	0	0.0	0	0
2024	Jets	0	0	0.0	0	0	0	0	0	0.0	0	0
Went from N.Y. Jets to Pittsburgh.												
2024	Steelers	0	0	0.0	0	0	0	0	0	0.0	0	0
2024	TOTAL	0	0	0.0	0	0	0	0	0	0.0	0	0
NFL TOTALS		0	0	0.0	0	0	0	0	0	0.0	0	0

MIKE WILLIAMS' NFL POSTSEASON RETURN STATISTICS

KICKOFF RETURNS							PUNT RETURNS						
DATE	TEAM	RET.	YDS.	AVG.	LG	TD	NO.	FC	YDS.	AVG.	LG	TD	
2018	Chargers	0	0	0.0	0	0	0	0	0	0.0	0	0	
2022	Chargers	0	0	0.0	0	0	0	0	0	0.0	0	0	
2024	Steelers	0	0	0.0	0	0	0	0	0	0.0	0	0	
NFL TOTALS		0	0	0.0	0	0	0	0	0	0.0	0	0	

SINGLE-GAME HIGHS: RUSHING/RECEIVING

Rush Attempts	1 at Tennessee Titans, Sep 17, 2023 1 at Denver Broncos, Nov 01, 2020 ...8 more at 1.	Longest Receptions	72t vs. Cleveland Browns, Oct 10, 2021 64t at New Orleans Saints, Oct 12, 2020
Rushing Yards	19 at Kansas City Chiefs, Dec 13, 2018 10 at Cleveland Browns, Oct 14, 2018	Receiving TDs	2 vs. Cleveland Browns, Oct 10, 2021 2 at Kansas City Chiefs, Sep 26, 2021 ...4 more at 2.
Longest Runs	19t at Kansas City Chiefs, Dec 13, 2018 10 at Cleveland Browns, Oct 14, 2018	All-Purpose Yards	165 vs. Cleveland Browns, Oct 10, 2021 134 at Cleveland Browns, Oct 09, 2022
Rushing TDs	1 at Kansas City Chiefs, Dec 13, 2018	Most TDs	3 at Kansas City Chiefs, Dec 13, 2018 2 vs. Cleveland Browns, Oct 10, 2021 ...4 more at 2.
Receptions	10 at Cleveland Browns, Oct 09, 2022 9 at Las Vegas Raiders, Jan 09, 2022	Miscellaneous Tackles	1 at Buffalo Bills, Nov 29, 2020 1 at Kansas City Chiefs, Dec 29, 2019 ...5 more at 1.
Receiving Yards	165 vs. Cleveland Browns, Oct 10, 2021 134 at Cleveland Browns, Oct 09, 2022	Scrimmage Yards	165 vs. Cleveland Browns, Oct 10, 2021 134 at Cleveland Browns, Oct 09, 2022
Receiving Average	37.0 vs. Green Bay Packers, Nov 03, 2019 27.7 at Detroit Lions, Sep 15, 2019		

SINGLE-GAME HIGHS - POSTSEASON: RECEIVING

Receptions	5 at New England Patriots, Jan 13, 2019 2 at Baltimore Ravens, Jan 06, 2019 1 at Baltimore Ravens, Jan 11, 2025	Longest Receptions	37 at Baltimore Ravens, Jan 11, 2025 28 at Baltimore Ravens, Jan 06, 2019 20 at New England Patriots, Jan 13, 2019
Receiving Yards	68 at New England Patriots, Jan 13, 2019 42 at Baltimore Ravens, Jan 06, 2019 37 at Baltimore Ravens, Jan 11, 2025		18 at New England Patriots, Jan 13, 2019 15 at New England Patriots, Jan 13, 2019
Receiving Average	13.6 at New England Patriots, Jan 13, 2019	All-Purpose Yards	68 at New England Patriots, Jan 13, 2019 42 at Baltimore Ravens, Jan 06, 2019 37 at Baltimore Ravens, Jan 11, 2025
		Scrimmage Yards	68 at New England Patriots, Jan 13, 2019 42 at Baltimore Ravens, Jan 06, 2019 37 at Baltimore Ravens, Jan 11, 2025

100-YARD RECEIVING GAMES (13): REGULAR SEASON

DATE	TEAM	NO.	YDS.	AVG.	LG	TD
11/03/19	PACKERS	3	111	37.0	56	0
12/01/19	at Broncos	5	117	23.4	52	0
10/12/20	at Saints	5	109	21.8	64t	2
01/03/21	at Chiefs	6	108	18.0	48t	1
09/26/21	at Chiefs	7	122	17.4	43	2
10/10/21	BROWNS	8	165	20.6	72t	2
12/05/21	at Bengals	5	110	22.0	47	0
01/09/22	at Raiders	9	119	13.2	47	1
09/15/22	at Chiefs	8	113	14.1	39	1
10/02/22	at Texans	7	120	17.1	50	0
10/09/22	at Browns	10	134	13.4	38	0
12/11/22	DOLPHINS	6	116	19.3	55	1
09/24/23	at Vikings	7	121	17.3	49t	1

2024 GAME-BY-GAME REGULAR-SEASON STATISTICS (JETS/STEELERS)

DATE	OPPONENT	P/S	RECEIVING					RUSHING					W/L	SCORE
			NO.	YDS.	AVG.	LG	TD	NO.	YDS.	AVG.	LG	TD		
09/09	at 49ers	P	0	0	0.0	0	0	0	0	0.0	0	0	L	19-32
09/15	at Titans	P	1	19	19.0	19	0	0	0	0.0	0	0	W	24-17
09/19	Patriots	S	3	34	11.3	18	0	0	0	0.0	0	0	W	24-3
09/29	Broncos	P	4	67	16.8	22	0	0	0	0.0	0	0	L	9-10
10/06	at Vikings	P	2	25	12.5	18	0	0	0	0.0	0	0	L	17-23
10/14	Bills	S	0	0	0.0	0	0	0	0	0.0	0	0	L	20-23
10/20	at Steelers	P	1	15	15.0	15	0	0	0	0.0	0	0	L	15-37
10/27	at Patriots	P	0	0	0.0	0	0	0	0	0.0	0	0	L	22-25
10/31	Texans	S	1	6	6.0	6	0	0	0	0.0	0	0	W	21-13
Went from Jets to Steelers.														
11/21	at Browns	P	0	0	0.0	0	0	0	0	0.0	0	0	L	19-24
2024 TOTALS		10-3	12	166	13.8	22	0	0	0	0.0	0	0	3-7	

2023 GAME-BY-GAME REGULAR-SEASON STATISTICS (CHARGERS)

DATE	OPPONENT	P/S	RECEIVING					RUSHING					W/L	SCORE
			NO.	YDS.	AVG.	LG	TD	NO.	YDS.	AVG.	LG	TD		
09/10	Dolphins	S	4	45	11.3	24	0	0	0	0.0	0	0	L	34-36
09/17	at Titans	S	8	83	10.4	20	0	1	3	3.0	3	0	L	24-27+
09/24	at Vikings	S	7	121	17.3	49t	1	0	0	0.0	0	0	W	28-24
10/01	Raiders												W	24-17
10/16	Cowboys												L	17-20
10/22	at Chiefs												L	17-31
10/29	Bears												W	30-13
11/06	at Jets												W	27-6
11/12	Lions												L	38-41
11/19	at Packers												L	20-23
11/26	Ravens												L	10-20
12/03	at Patriots												W	6-0
12/10	Broncos												L	7-24
12/14	at Raiders												L	21-63
12/23	Bills												L	22-24
12/31	at Broncos												L	9-16
01/07	Chiefs												L	12-13
2023 TOTALS		3-3	19	249	13.1	49T	1	1	3	3.0	3	0	5-12	
+ - Overtime														

2022 GAME-BY-GAME REGULAR-SEASON STATISTICS (CHARGERS)

DATE	OPPONENT	P/S	RECEIVING					RUSHING					W/L	SCORE
			NO.	YDS.	AVG.	LG	TD	NO.	YDS.	AVG.	LG	TD		
09/11	Raiders	S	2	10	5.0	6	0	0	0	0.0	0	0	W	24-19
09/15	at Chiefs	S	8	113	14.1	39	1	0	0	0.0	0	0	L	24-27
09/25	Jaguars	S	1	15	15.0	15t	1	0	0	0.0	0	0	L	10-38
10/02	at Texans	S	7	120	17.1	50	0	0	0	0.0	0	0	W	34-24
10/09	at Browns	S	10	134	13.4	38	0	0	0	0.0	0	0	W	30-28
10/17	Broncos	S	2	17	8.5	9	0	0	0	0.0	0	0	W	19-16+
10/23	Seahawks	S	7	86	12.3	21	1	0	0	0.0	0	0	L	23-37
11/06	at Falcons												W	20-17
11/13	at 49ers												L	16-22
11/20	Chiefs	S	1	15	15.0	15	0	0	0	0.0	0	0	L	27-30
11/27	at Cardinals												W	25-24
12/04	at Raiders												L	20-27
12/11	Dolphins	S	6	116	19.3	55	1	0	0	0.0	0	0	W	23-17
12/18	Titans	S	4	67	16.8	35	0	0	0	0.0	0	0	W	17-14
12/26	at Colts	S	4	76	19.0	26	0	0	0	0.0	0	0	W	20-3
01/01	Rams	S	7	94	13.4	26	0	0	0	0.0	0	0	W	31-10
01/08	at Broncos	S	4	32	8.0	18	0	0	0	0.0	0	0	L	28-31
2022 TOTALS		13-13	63	895	14.2	55	4	0	0	0.0	0	0	10-7	
+ - Overtime														

2021 GAME-BY-GAME REGULAR-SEASON STATISTICS (CHARGERS)

DATE	OPPONENT	P/S	RECEIVING					RUSHING					W/L	SCORE
			NO.	YDS.	AVG.	LG	TD	NO.	YDS.	AVG.	LG	TD		
09/12	at Football Team	S	8	82	10.3	20	1	0	0	0.0	0	0	W	20-16
09/19	Cowboys	S	7	91	13.0	27	1	0	0	0.0	0	0	L	17-20
09/26	at Chiefs	P	7	122	17.4	43	2	0	0	0.0	0	0	W	30-24
10/04	Raiders	S	1	11	11.0	11	0	0	0	0.0	0	0	W	28-14
10/10	Browns	S	8	165	20.6	72t	2	0	0	0.0	0	0	W	47-42
10/17	at Ravens	S	2	27	13.5	26	0	0	0	0.0	0	0	L	6-34
10/31	Patriots	S	2	19	9.5	14	0	0	0	0.0	0	0	L	24-27
11/07	at Eagles	S	2	58	29.0	49	0	0	0	0.0	0	0	W	27-24
11/14	Vikings	S	4	33	8.3	11	0	0	0	0.0	0	0	L	20-27
11/21	Steelers	P	5	97	19.4	53t	1	0	0	0.0	0	0	W	41-37
11/28	at Broncos	S	4	39	9.8	13	0	0	0	0.0	0	0	L	13-28
12/05	at Bengals	S	5	110	22.0	47	0	0	0	0.0	0	0	W	41-22
12/12	Giants	S	6	61	10.2	25	0	0	0	0.0	0	0	W	37-21
12/16	Chiefs	S	3	49	16.3	27	0	0	0	0.0	0	0	L	28-34+
12/26	at Texans												L	29-41
01/02	Broncos	S	3	63	21.0	45t	1	0	0	0.0	0	0	W	34-13
01/09	at Raiders	S	9	119	13.2	47	1	0	0	0.0	0	0	L	32-35+
2021 TOTALS		16-14	76	1,146	15.1	72T	9	0	0	0.0	0	0	9-8	
+ - Overtime														

2020 GAME-BY-GAME REGULAR-SEASON STATISTICS (CHARGERS)

DATE	OPPONENT	P/S	RECEIVING					RUSHING					W/L	SCORE
			NO.	YDS.	AVG.	LG	TD	NO.	YDS.	AVG.	LG	TD		
09/13	at Bengals	S	4	69	17.3	37	0	0	0	0.0	0	0	W	16-13
09/20	Chiefs	P	2	14	7.0	8	0	0	0	0.0	0	0	L	20-23+
09/27	Panthers	S	1	17	17.0	17	0	0	0	0.0	0	0	L	16-21
10/04	at Buccaneers							ON INACTIVE LIST					L	31-38
10/12	at Saints	P	5	109	21.8	64t	2	0	0	0.0	0	0	L	27-30+
10/25	Jaguars	S	1	4	4.0	4	0	0	0	0.0	0	0	W	39-29
11/01	at Broncos	S	5	99	19.8	36	1	1	1	1.0	1	0	L	30-31
11/08	Raiders	S	5	81	16.2	23	0	0	0	0.0	0	0	L	26-31
11/15	at Dolphins	S	2	38	19.0	28	0	0	0	0.0	0	0	L	21-29
11/22	Jets	P	4	72	18.0	39t	1	0	0	0.0	0	0	W	34-28
11/29	at Bills	S	3	26	8.7	13	0	0	0	0.0	0	0	L	17-27
12/06	Patriots	S	4	43	10.8	20	0	0	0	0.0	0	0	L	0-45
12/13	Falcons	S	0	0	0.0	0	0	0	0	0.0	0	0	W	20-17
12/17	at Raiders	S	2	22	11.0	14	0	0	0	0.0	0	0	W	30-27+
12/27	Broncos	S	4	54	13.5	25	0	0	0	0.0	0	0	W	19-16
01/03	at Chiefs	P	6	108	18.0	48t	1	0	0	0.0	0	0	W	38-21
2020 TOTALS		15-11	48	756	15.8	64T	5	1	1	1.0	1	0	7-9	
+ - Overtime														

2019 GAME-BY-GAME REGULAR-SEASON STATISTICS (CHARGERS)

DATE	OPPONENT	P/S	RECEIVING					RUSHING					W/L	SCORE
			NO.	YDS.	AVG.	LG	TD	NO.	YDS.	AVG.	LG	TD		
09/08	Colts	S	2	29	14.5	17	0	0	0	0.0	0	0	W	30-24+
09/15	at Lions	S	3	83	27.7	47	0	0	0	0.0	0	0	L	10-13
09/22	Texans	S	3	45	15.0	20	0	0	0	0.0	0	0	L	20-27
09/29	at Dolphins							INACTIVE					W	30-10
10/06	Broncos	S	6	74	12.3	20	0	0	0	0.0	0	0	L	13-20
10/13	Steelers	S	5	72	14.4	20	0	0	0	0.0	0	0	L	17-24
10/20	at Titans	S	4	47	11.8	21	0	0	0	0.0	0	0	L	20-23
10/27	at Bears	S	3	69	23.0	43	0	0	0	0.0	0	0	W	17-16
11/03	Packers	S	3	111	37.0	56	0	1	2	2.0	2	0	W	26-11
11/07	at Raiders	S	2	55	27.5	45	0	0	0	0.0	0	0	L	24-26
11/18	Chiefs	S	2	76	38.0	50	0	0	0	0.0	0	0	L	17-24
12/01	at Broncos	S	5	117	23.4	52	0	0	0	0.0	0	0	L	20-23
12/08	at Jaguars	S	2	63	31.5	44t	1	0	0	0.0	0	0	W	45-10
12/15	Vikings	S	4	71	17.8	39	1	0	0	0.0	0	0	L	10-39
12/22	Raiders	S	3	51	17.0	23	0	0	0	0.0	0	0	L	17-24
12/29	at Chiefs	S	2	38	19.0	22	0	0	0	0.0	0	0	L	21-31
2019 TOTALS		15-15	49	1,001	20.4	56	2	1	2	2.0	2	0	5-11	
+ - Overtime														

2018 GAME-BY-GAME REGULAR-SEASON STATISTICS (CHARGERS)

DATE	OPPONENT	P/S	RECEIVING					RUSHING					W/L	SCORE
			NO.	YDS.	AVG.	LG	TD	NO.	YDS.	AVG.	LG	TD		
09/09	Chiefs	P	5	81	16.2	25	0	0	0	0.0	0	0	L	28-38
09/16	at Bills	S	2	27	13.5	17	1	0	0	0.0	0	0	W	31-20
09/23	at Rams	P	4	81	20.3	42t	2	0	0	0.0	0	0	L	23-35
09/30	49ers	P	1	15	15.0	15	0	0	0	0.0	0	0	W	29-27
10/07	Raiders	S	3	45	15.0	26	0	1	3	3.0	3	0	W	26-10
10/14	at Browns	P	1	4	4.0	4	0	1	10	10.0	10	0	W	38-14
10/21	Titans	P	1	55	55.0	55t	1	1	3	3.0	3	0	W	20-19
11/04	at Seahawks	P	1	30	30.0	30t	1	0	0	0.0	0	0	W	25-17
11/11	at Raiders	P	0	0	0.0	0	0	1	0	0.0	0	0	W	20-6
11/18	Broncos	P	2	56	28.0	29	0	0	0	0.0	0	0	L	22-23
11/25	Cardinals	S	4	25	6.3	10	2	0	0	0.0	0	0	W	45-10
12/02	at Steelers	P	3	52	17.3	20	0	0	0	0.0	0	0	W	33-30
12/09	Bengals	P	3	45	15.0	19	0	0	0	0.0	0	0	W	26-21
12/13	at Chiefs	S	7	76	10.9	38	2	1	19	19.0	19t	1	W	29-28
12/22	Ravens	S	1	7	7.0	7	0	1	4	4.0	4	0	L	10-22
12/30	at Broncos	P	5	65	13.0	18	1	1	-11	-11.0	-11	0	W	23-9
2018 TOTALS		16-5	43	664	15.4	55T	10	7	28	4.0	19T	1	12-4	

2017 GAME-BY-GAME REGULAR-SEASON STATISTICS (CHARGERS)

			RECEIVING					RUSHING						
DATE	OPPONENT	P/S	NO.	YDS.	AVG.	LG	TD	NO.	YDS.	AVG.	LG	TD	W/L	SCORE
09/11	at Broncos							ON INACTIVE LIST					L	21-24
09/17	Dolphins							ON INACTIVE LIST					L	17-19
09/24	Chiefs							INACTIVE					L	10-24
10/01	Eagles							ON INACTIVE LIST					L	24-26
10/08	at Giants							INACTIVE					W	27-22
10/15	at Raiders	P	1	15	15.0	15	0	0	0	0.0	0	0	W	17-16
10/22	Broncos	P	0	0	0.0	0	0	0	0	0.0	0	0	W	21-0
10/29	at Patriots	P	1	7	7.0	7	0	0	0	0.0	0	0	L	13-21
11/12	at Jaguars	P	2	24	12.0	20	0	0	0	0.0	0	0	L	17-20+
11/19	Bills	P	5	38	7.6	13	0	0	0	0.0	0	0	W	54-24
11/23	at Cowboys	P	0	0	0.0	0	0	0	0	0.0	0	0	W	28-6
12/03	Browns							INACTIVE					W	19-10
12/10	Redskins	P	1	3	3.0	3	0	0	0	0.0	0	0	W	30-13
12/16	at Chiefs	P	0	0	0.0	0	0	0	0	0.0	0	0	L	13-30
12/24	at Jets	P	0	0	0.0	0	0	0	0	0.0	0	0	W	14-7
12/31	Raiders	S	1	8	8.0	8	0	0	0	0.0	0	0	W	30-10
2017 TOTALS		10-1	11	95	8.6	20	0	0	0	0.0	0	0	9-7	
+ - Overtime														

2024 GAME-BY-GAME POSTSEASON STATISTICS (STEELERS)


			RECEIVING					RUSHING						
DATE	OPPONENT	P/S	NO.	YDS.	AVG.	LG	TD	NO.	YDS.	AVG.	LG	TD	W/L	SCORE
01/11	at Ravens	P	1	37	37.0	37	0	0	0	0.0	0	0	L	14-28
2024 TOTALS		1-0	1	37	37.0	37	0	0	0	0.0	0	0	0-1	

2022 GAME-BY-GAME POSTSEASON STATISTICS (CHARGERS)

			RECEIVING					RUSHING						
DATE	OPPONENT	P/S	NO.	YDS.	AVG.	LG	TD	NO.	YDS.	AVG.	LG	TD	W/L	SCORE
01/14	at Jaguars							INACTIVE					L	30-31
2022 TOTALS		0-0	0	0	0.0	0	0	0	0	0.0	0	0	0-1	

2018 GAME-BY-GAME POSTSEASON STATISTICS (CHARGERS)

			RECEIVING					RUSHING						
DATE	OPPONENT	P/S	NO.	YDS.	AVG.	LG	TD	NO.	YDS.	AVG.	LG	TD	W/L	SCORE
01/06	at Ravens	S	2	42	21.0	28	0	0	0	0.0	0	0	W	23-17
01/13	at Patriots	S	5	68	13.6	20	0	0	0	0.0	0	0	L	28-41
2018 TOTALS		2-2	7	110	15.7	28	0	0	0	0.0	0	0	1-1	



PAYTON ^{LB} WILSON

HEIGHT: 6-4
WEIGHT: 242
COLLEGE: North Carolina State
BORN: April 21, 2000

HOW ACQUIRED: D3b '24
NFL EXPERIENCE: R
BIRTHPLACE: Hillsborough, NC



PAYTON WILSON'S NFL REGULAR SEASON DEFENSIVE STATISTICS

		TACKLES										INTERCEPTIONS						O. FUMB				ST				MISC	
DATE	TEAM	GP	GS	TK	S	A	TFL	YDS	SK	YDS	QBH	NO	YDS	LG	TD	PD	FF	FR	TD	YDS	TK	S	A	FF	FR	S	A
2024	Steelers	17	4	72	47	25	3	9	0.0	0.0	2	1	0	0	0	2	1	2	1	22	6	2	4	0	0	0	0
NFL TOTALS		17	4	72	47	25	3	9	0.0	0.0	2	1	0	0	0	2	1	2	1	22	6	2	4	0	0	0	0

PAYTON WILSON'S NFL POSTSEASON DEFENSIVE STATISTICS

		TACKLES										INTERCEPTIONS					O. FUMB					ST				MISC		
DATE	TEAM	GP	GS	TK	S	A	TFL	YDS	SK	YDS	QBH	NO	YDS	LG	TD	PD	FF	FR	TD	YDS	TK	S	A	FF	FR	S	A	
2024	Steelers	1	0	6	3	3	1	3	0.0	0.0	0	0	0	0	0	0	0	0	0	0	0	0	0	0	0	0	0	0
NFL TOTALS		1	0	6	3	3	1	3	0.0	0.0	0	0	0	0	0	0	0	0	0	0	0	0	0	0	0	0	0	0

SINGLE-GAME HIGHS: DEFENSIVE

Total Tackles	9 vs. Cincinnati Bengals, Jan 04, 2025 9 vs. New York Jets, Oct 20, 2024 ...1 more at 9.	Tackles For Loss	1 vs. Cincinnati Bengals, Jan 04, 2025 1 vs. Cleveland Browns, Dec 08, 2024 ...1 more at 1.
Solo Tackles	7 vs. Cincinnati Bengals, Jan 04, 2025 5 at Las Vegas Raiders, Oct 13, 2024 ...1 more at 5.	Interceptions	1 vs. Baltimore Ravens, Nov 17, 2024
Passes Defensed	1 at Philadelphia Eagles, Dec 15, 2024 1 vs. Baltimore Ravens, Nov 17, 2024	Special Teams Tackles	2 at Cleveland Browns, Nov 21, 2024 1 vs. Cincinnati Bengals, Jan 04, 2025 ...3 more at 1.
Forced Fumbles	1 vs. Cincinnati Bengals, Jan 04, 2025	Longest Opp Fumble Return	22 at Cincinnati Bengals, Dec 01, 2024
Fumble Recoveries	2 at Cincinnati Bengals, Dec 01, 2024		

SINGLE-GAME HIGHS - POSTSEASON: DEFENSIVE

Total Tackles	6 at Baltimore Ravens, Jan 11, 2025	Tackles For Loss	1 at Baltimore Ravens, Jan 11, 2025
Solo Tackles	3 at Baltimore Ravens, Jan 11, 2025		

2024 GAME-BY-GAME REGULAR-SEASON STATISTICS (STEELERS)

DATE	OPPONENT	P/S	TACKLES					INTERCEPTIONS					O. FUMB			ST			MISC		W/L	SCORE			
			TK	S	A	SK	TFL	YDS	QBH	NO	YDS	LG	TD	PD	FF	FR	TD	YDS	TK	S			A	FF	FR
09/08	at Falcons	P	3	3	0	0.0	0.0	0	0	0	0	0	0	0	0	0	0	0	0	0	0	0	0	W	18-10
09/15	at Broncos	P	0	0	0	0.0	0.0	0	0	0	0	0	0	0	0	0	0	0	0	0	0	0	0	W	13-6
09/22	Chargers	P	2	1	1	0.0	0.0	0	0	0	0	0	0	0	0	0	0	0	0	0	0	0	0	W	20-10
09/29	at Colts	S	6	4	2	0.0	0.0	0	0	0	0	0	0	0	0	0	0	0	0	0	0	0	0	L	24-27
10/06	Cowboys	P	9	5	4	0.0	0.0	0	0	0	0	0	0	0	0	0	0	0	0	0	0	0	0	L	17-20
10/13	at Raiders	P	6	5	1	0.0	0.0	1	1	0	0	0	0	0	0	0	0	0	0	0	0	0	0	W	32-13
10/20	Jets	S	9	4	5	0.0	0.0	0	0	0	0	0	0	0	0	0	0	1	0	1	0	0	0	W	37-15
10/28	Giants	S	2	1	1	0.0	0.0	0	0	2	0	0	0	0	0	0	0	1	0	1	0	0	0	W	26-18
11/10	at Commanders	P	1	1	0	0.0	0.0	0	0	0	0	0	0	0	0	0	0	0	0	0	0	0	0	W	28-27
11/17	Ravens	P	2	2	0	0.0	0.0	0	0	1	0	0	1	0	0	0	0	0	0	0	0	0	0	W	18-16
11/21	at Browns	P	4	1	3	0.0	0.0	0	0	0	0	0	0	0	0	0	0	2	1	1	0	0	0	L	19-24
12/01	at Bengals	P	3	1	2	0.0	0.0	0	0	0	0	0	0	0	2	1	22	0	0	0	0	0	0	W	44-38
12/08	Browns	P	4	4	0	0.0	0.0	1	4	0	0	0	0	0	0	0	0	0	0	0	0	0	0	W	27-14
12/15	at Eagles	P	5	3	2	0.0	0.0	0	0	0	0	0	1	0	0	0	0	1	0	1	0	0	0	L	13-27
12/21	at Ravens	S	3	2	1	0.0	0.0	0	0	0	0	0	0	0	0	0	0	0	0	0	0	0	0	L	17-34
12/25	Chiefs	P	4	3	1	0.0	0.0	0	0	0	0	0	0	0	0	0	0	0	0	0	0	0	0	L	10-29
01/04	Bengals	P	9	7	2	0.0	0.0	1	4	0	0	0	0	0	1	0	0	0	1	0	0	0	0	L	17-19
2024 TOTALS		17-4	72	47	25	0.0	0.0	3	9	2	1	0	0	0	2	1	2	1	22	6	2	4	0	0	10-7

2024 GAME-BY-GAME POSTSEASON STATISTICS (STEELERS)

			TACKLES								INTERCEPTIONS					O. FUMB				ST				MISC					
DATE	OPPONENT	P/S	TK	S	A	SK	YDS	TFL	YDS	QBH	NO	YDS	LG	TD	PD	FF	FR	TD	YDS	TK	S	A	FF	FR	S	A	W/L	SCORE	
01/11	at Ravens	P	6	3	3	0.0	0.0	0	1	3	0	0	0	0	0	0	0	0	0	0	0	0	0	0	0	0	0	L	14-28
2024 TOTALS		1-0	6	3	3	0.0	0.0	0	1	3	0	0	0	0	0	0	0	0	0	0	0	0	0	0	0	0	0	0-1	

PAYTON WILSON'S COLLEGE DEFENSIVE STATISTICS

DATE	TEAM	GP	GS	TACKLES							INTERCEPTIONS					O. FUMB			ST				MISC			
				TK	S	A	TFL	YDS	SK	YDS	QBH	NO	YDS	LG	TD	PD	FF	FR	TD	YDS	TK	S	A	FF	FR	S
2019	NC State	11	1	69	36	33	5.0	9.0	0.0	0.0	1	1	16	16	0	3	0	0	0	0	0	0	0	0	0	0
2020	NC State	10	10	108	57	51	11.5	43.0	3.5	21.0	6	2	3	4	0	1	0	0	0	0	0	0	0	0	0	0
2021	NC State	3	2	5	2	3	1.0	3.0	0.0	0.0	0	0	0	0	0	0	0	0	0	0	0	0	0	0	0	0
2022	NC State	11	11	82	38	44	12.5	57.0	4.5	43.0	7	1	0	0	3	0	0	0	0	0	0	0	0	0	0	0
2023	NC State	13	12	138	69	69	17.5	64.0	6.0	34.0	10	3	19	15	1	6	1	2	0	10	0	0	0	0	0	0
TOTALS		48	36	402	202	200	48.0	177.0	15.0	101.0	24	7	38	16	1	13	1	2	0	10	0	0	0	0	0	0



RUSSELL ^{QB}
WILSON

HEIGHT: 5-11
WEIGHT: 215
COLLEGE: Wisconsin
BORN: November 29, 1988

HOW ACQUIRED: FA '24
NFL EXPERIENCE: 13th year
BIRTHPLACE: Richmond, VA



RUSSELL WILSON'S NFL REGULAR SEASON PASSING STATISTICS

DATE	TEAM	GP	GS	ATT.	CMP.	PCT.	YDS	AVG.	TD	INT.	LG	SK	LST	RATE
2012	Seahawks	16	16	393	252	64.1	3,118	7.9	26	10	67	33	203	100.0
2013	Seahawks	16	16	407	257	63.1	3,357	8.2	26	9	80t	44	272	101.2
2014	Seahawks	16	16	452	285	63.1	3,475	7.7	20	7	80t	42	242	95.0
2015	Seahawks	16	16	483	329	68.1	4,024	8.3	34	8	80t	45	265	110.1
2016	Seahawks	16	16	546	353	64.7	4,219	7.7	21	11	59	41	293	92.6
2017	Seahawks	16	16	553	339	61.3	3,983	7.2	34	11	74t	43	322	95.4
2018	Seahawks	16	16	427	280	65.6	3,448	8.1	35	7	66	51	355	110.9
2019	Seahawks	16	16	516	341	66.1	4,110	8.0	31	5	60t	48	319	106.3
2020	Seahawks	16	16	558	384	68.8	4,212	7.5	40	13	62	47	301	105.1
2021	Seahawks	14	14	400	259	64.8	3,113	7.8	25	6	69t	33	266	103.1
2022	Broncos	15	15	483	292	60.5	3,524	7.3	16	11	67t	55	368	84.4
2023	Broncos	15	15	447	297	66.4	3,070	6.9	26	8	60t	45	258	98.0
2024	Steelers	11	11	336	214	63.7	2,482	7.4	16	5	46	33	219	95.6
TOTALS		199	199	6,001	3,882	64.7	46,135	7.7	350	111	80T	560	3,683	99.8

RUSSELL WILSON'S NFL POSTSEASON PASSING STATISTICS

DATE	TEAM	GP	GS	ATT.	CMP.	PCT.	YDS	AVG.	TD	INT.	LG	SK	LST	RATE
2012	Seahawks	2	2	62	39	62.9	572	9.2	3	1	34	7	48	102.4
2013	Seahawks	3	3	68	43	63.2	524	7.7	3	0	51	7	22	101.6
2014	Seahawks	3	3	72	41	56.9	724	10.1	6	5	63t	10	58	90.3
2015	Seahawks	2	2	74	44	59.5	508	6.9	4	3	35	7	54	81.4
2016	Seahawks	2	2	60	40	66.7	449	7.5	4	2	42	6	31	97.2
2018	Seahawks	1	1	27	18	66.7	233	8.6	1	0	53	1	7	105.9
2019	Seahawks	2	2	61	39	63.9	602	9.9	2	0	53t	6	19	107.4
2020	Seahawks	1	1	27	11	40.7	174	6.4	2	1	51t	5	32	72.1
2024	Steelers	1	1	29	20	69.0	270	9.3	2	0	37	4	19	121.3
TOTALS		17	17	480	295	61.5	4,056	8.5	27	12	63T	53	290	96.8

RUSSELL WILSON'S NFL REGULAR SEASON RUSHING STATISTICS

DATE	TEAM	NO.	YDS.	AVG.	LG	TD
2012	Seahawks	94	489	5.2	25t	4
2013	Seahawks	96	539	5.6	27	1
2014	Seahawks	118	849	7.2	55	6
2015	Seahawks	103	553	5.4	24	1
2016	Seahawks	72	259	3.6	18	1
2017	Seahawks	95	586	6.2	31	3
2018	Seahawks	67	376	5.6	40	0
2019	Seahawks	75	342	4.6	21	3
2020	Seahawks	83	513	6.2	38	2
2021	Seahawks	43	183	4.3	17	2
2022	Broncos	55	277	5.0	19	3
2023	Broncos	80	341	4.3	21	3
2024	Steelers	43	155	3.6	19	2
TOTALS		1024	5,462	5.3	55	31

RUSSELL WILSON'S NFL POSTSEASON RUSHING STATISTICS

DATE	TEAM	NO.	YDS.	AVG.	LG	TD
2012	Seahawks	15	127	8.5	28	1
2013	Seahawks	11	42	3.8	16	0
2014	Seahawks	17	86	5.1	17	1
2015	Seahawks	8	53	6.6	14	0
2016	Seahawks	9	46	5.1	14	0
2018	Seahawks	3	14	4.7	7	1
2019	Seahawks	16	109	6.8	22	0
2020	Seahawks	4	50	12.5	23	0
2024	Steelers	3	6	2.0	5	0
TOTALS		86	533	6.2	28	3

RUSSELL WILSON'S NFL REGULAR SEASON PASSING/RUSHING STATISTICS

DATE	TEAM	GP	GS	PASSING										RUSHING					
				ATT.	CMP.	PCT.	YDS	AVG.	TD	INT.	LG	SK	LST	RATE	NO.	YDS.	AVG.	LG	TD
2012	Seahawks	16	16	393	252	64.1	3,118	7.9	26	10	67	33	203	100.0	94	489	5.2	25t	4
2013	Seahawks	16	16	407	257	63.1	3,357	8.2	26	9	80t	44	272	101.2	96	539	5.6	27	1
2014	Seahawks	16	16	452	285	63.1	3,475	7.7	20	7	80t	42	242	95.0	118	849	7.2	55	6
2015	Seahawks	16	16	483	329	68.1	4,024	8.3	34	8	80t	45	265	110.1	103	553	5.4	24	1
2016	Seahawks	16	16	546	353	64.7	4,219	7.7	21	11	59	41	293	92.6	72	259	3.6	18	1
2017	Seahawks	16	16	553	339	61.3	3,983	7.2	34	11	74t	43	322	95.4	95	586	6.2	31	3
2018	Seahawks	16	16	427	280	65.6	3,448	8.1	35	7	66	51	355	110.9	67	376	5.6	40	0
2019	Seahawks	16	16	516	341	66.1	4,110	8.0	31	5	60t	48	319	106.3	75	342	4.6	21	3
2020	Seahawks	16	16	558	384	68.8	4,212	7.5	40	13	62	47	301	105.1	83	513	6.2	38	2
2021	Seahawks	14	14	400	259	64.8	3,113	7.8	25	6	69t	33	266	103.1	43	183	4.3	17	2
2022	Broncos	15	15	483	292	60.5	3,524	7.3	16	11	67t	55	368	84.4	55	277	5.0	19	3
2023	Broncos	15	15	447	297	66.4	3,070	6.9	26	8	60t	45	258	98.0	80	341	4.3	21	3
2024	Steelers	11	11	336	214	63.7	2,482	7.4	16	5	46	33	219	95.6	43	155	3.6	19	2
TOTALS		199	199	6,001	3,882	64.7	46,135	7.7	350	111	80T	560	3,683	99.8	1,024	5,462	5.3	55	31

RUSSELL WILSON'S NFL POSTSEASON PASSING/RUSHING STATISTICS

DATE	TEAM	GP	GS	PASSING										RUSHING					
				ATT.	CMP.	PCT.	YDS	AVG.	TD	INT.	LG	SK	LST	RATE	NO.	YDS.	AVG.	LG	TD
2012	Seahawks	2	2	62	39	62.9	572	9.2	3	1	34	7	48	102.4	15	127	8.5	28	1
2013	Seahawks	3	3	68	43	63.2	524	7.7	3	0	51	7	22	101.6	11	42	3.8	16	0
2014	Seahawks	3	3	72	41	56.9	724	10.1	6	5	63t	10	58	90.3	17	86	5.1	17	1
2015	Seahawks	2	2	74	44	59.5	508	6.9	4	3	35	7	54	81.4	8	53	6.6	14	0
2016	Seahawks	2	2	60	40	66.7	449	7.5	4	2	42	6	31	97.2	9	46	5.1	14	0
2018	Seahawks	1	1	27	18	66.7	233	8.6	1	0	53	1	7	105.9	3	14	4.7	7	1
2019	Seahawks	2	2	61	39	63.9	602	9.9	2	0	53t	6	19	107.4	16	109	6.8	22	0
2020	Seahawks	1	1	27	11	40.7	174	6.4	2	1	51t	5	32	72.1	4	50	12.5	23	0
2024	Steelers	1	1	29	20	69.0	270	9.3	2	0	37	4	19	121.3	3	6	2.0	5	0
TOTALS		17	17	480	295	61.5	4,056	8.5	27	12	63T	53	290	96.8	86	533	6.2	28	3

SINGLE-GAME HIGHS: QUARTERBACK

Pass Attempts	50 at Arizona Cardinals, Oct 25, 2020 50 vs. New Orleans Saints, Sep 22, 2019	Passer Rating	158.3 at Detroit Lions, Oct 28, 2018 152.3 at Indianapolis Colts, Sep 12, 2021
Pass Completions	33 at Arizona Cardinals, Oct 25, 2020 32 vs. New Orleans Saints, Sep 22, 2019 ...1 more at 32.	Rush Attempts	14 vs. New York Giants, Nov 09, 2014 13 at Indianapolis Colts, Oct 06, 2013
Yards Passing	452 vs. Houston Texans, Oct 29, 2017 414 at Cincinnati Bengals, Dec 01, 2024	Rushing Yards	122 at Washington Redskins, Oct 06, 2014 107 vs. New York Giants, Nov 09, 2014
TD Passes	5 vs. Dallas Cowboys, Sep 27, 2020 5 vs. New England Patriots, Sep 20, 2020 ...3 more at 5.	Rushing Average	15.1 at St. Louis Rams, Oct 19, 2014 12.3 vs. Atlanta Falcons, Nov 20, 2017
Long Passes	80t vs. Pittsburgh Steelers, Nov 29, 2015 80t at Arizona Cardinals, Dec 21, 2014 ...1 more at 80.	Longest Runs	55 at Arizona Cardinals, Dec 21, 2014 52 at St. Louis Rams, Oct 19, 2014
Completion Percentage	88.6 at Atlanta Falcons, Sep 13, 2020 82.9 at Pittsburgh Steelers, Sep 15, 2019	Rushing TDs	3 at Buffalo Bills, Dec 16, 2012 2 at Kansas City Chiefs, Jan 01, 2023 ...1 more at 2.

SINGLE-GAME HIGHS - POSTSEASON: QUARTERBACK

Pass Attempts	48 at Carolina Panthers, Jan 17, 2016 36 at Atlanta Falcons, Jan 13, 2013 31 at Green Bay Packers, Jan 12, 2020 30 at Philadelphia Eagles, Jan 05, 2020 30 at Atlanta Falcons, Jan 14, 2017 ...1 more at 30.	Passer Rating	149.2 vs. Carolina Panthers, Jan 10, 2015 123.1 at Denver Broncos, Feb 02, 2014 121.3 at Baltimore Ravens, Jan 11, 2025 119.3 vs. Detroit Lions, Jan 07, 2017 110.6 vs. New England Patriots, Feb 01, 2015
Pass Completions	31 at Carolina Panthers, Jan 17, 2016 24 at Atlanta Falcons, Jan 13, 2013 23 vs. Detroit Lions, Jan 07, 2017 21 at Green Bay Packers, Jan 12, 2020 20 at Baltimore Ravens, Jan 11, 2025	Rush Attempts	9 at Philadelphia Eagles, Jan 05, 2020 8 at Washington Redskins, Jan 06, 2013 7 at Green Bay Packers, Jan 12, 2020 7 vs. Green Bay Packers, Jan 18, 2015 7 vs. Carolina Panthers, Jan 10, 2015 ...1 more at 7.
Yards Passing	385 at Atlanta Falcons, Jan 13, 2013 366 at Carolina Panthers, Jan 17, 2016 325 at Philadelphia Eagles, Jan 05, 2020 277 at Green Bay Packers, Jan 12, 2020 270 at Baltimore Ravens, Jan 11, 2025	Rushing Yards	67 at Washington Redskins, Jan 06, 2013 64 at Green Bay Packers, Jan 12, 2020 60 at Atlanta Falcons, Jan 13, 2013 50 vs. Los Angeles Rams, Jan 09, 2021 49 at Atlanta Falcons, Jan 14, 2017
TD Passes	3 at Carolina Panthers, Jan 17, 2016 3 vs. Carolina Panthers, Jan 10, 2015 2 at Baltimore Ravens, Jan 11, 2025 2 vs. Los Angeles Rams, Jan 09, 2021 ...5 more at 2.	Rushing Average	9.1 at Green Bay Packers, Jan 12, 2020 8.6 at Atlanta Falcons, Jan 13, 2013 8.4 at Washington Redskins, Jan 06, 2013 5.0 at Philadelphia Eagles, Jan 05, 2020 3.6 vs. Green Bay Packers, Jan 18, 2015
Long Passes	63t vs. Carolina Panthers, Jan 10, 2015 53t at Philadelphia Eagles, Jan 05, 2020 53 at Dallas Cowboys, Jan 05, 2019 51t vs. Los Angeles Rams, Jan 09, 2021 51 vs. San Francisco 49ers, Jan 19, 2014	Longest Runs	28 at Washington Redskins, Jan 06, 2013 23 vs. Los Angeles Rams, Jan 09, 2021 22 at Green Bay Packers, Jan 12, 2020 22 at Philadelphia Eagles, Jan 05, 2020 19 at Washington Redskins, Jan 06, 2013
Completion Percentage	76.7 vs. Detroit Lions, Jan 07, 2017 72.0 at Denver Broncos, Feb 02, 2014 69.0 at Baltimore Ravens, Jan 11, 2025 68.2 vs. Carolina Panthers, Jan 10, 2015 67.7 at Green Bay Packers, Jan 12, 2020	Rushing TDs	1 at Dallas Cowboys, Jan 05, 2019 1 vs. Green Bay Packers, Jan 18, 2015 1 at Atlanta Falcons, Jan 13, 2013

300-YARD PASSING GAMES (25): REGULAR SEASON

DATE	TEAM	NO.	YDS.	AVG.	LG	TD
09/08/13	at Panthers	25	320	12.8	43t	1
12/02/13	SAINTS	22	310	14.1	60	3
10/19/14	at Rams	23	313	13.6	49	2
12/21/14	at Cardinals	20	339	17.0	80t	2
11/29/15	STEELERS	21	345	16.4	80t	5
10/02/16	at Jets	23	309	13.4	42t	3
11/13/16	at Patriots	25	348	13.9	39	3
12/24/16	CARDINALS	29	350	12.1	42t	4
09/24/17	at Titans	29	373	12.9	46	4
10/22/17	at Giants	27	334	12.4	38t	3
10/29/17	TEXANS	26	452	17.4	66	4
11/25/18	at Panthers	22	339	15.4	54	2
09/15/19	at Steelers	29	300	10.3	30	3
09/22/19	SAINTS	32	406	12.7	54	2
11/03/19	BUCCANEERS	29	378	13.0	53t	5
09/13/20	at Falcons	31	322	10.4	38t	4
09/27/20	COWBOYS	27	315	11.7	62	5
10/04/20	at Dolphins	24	360	15.0	57	2
10/25/20	at Cardinals	33	388	11.8	47t	3
11/08/20	at Bills	28	390	13.9	55t	2
09/19/21	TITANS	22	343	15.6	68t	2
09/12/22	at Seahawks	29	340	11.7	67t	1
09/17/23	COMMANDERS	18	308	17.1	60t	3
09/24/23	at Dolphins	23	306	13.3	46	1
12/01/24	at Bengals	29	414	14.3	43	3

300-YARD PASSING GAMES (3): POSTSEASON

DATE	TEAM	NO.	YDS.	AVG.	LG	TD
01/13/13	at Falcons	24	385	16.0	34	2
01/17/16	at Panthers	31	366	11.8	33t	3
01/05/20	at Eagles	18	325	18.1	53t	1

GAME WINNING DRIVES (4TH QUARTER/OVERTIME) - 42

DATE	OPPONENT	DOWN/TIED WON	GAME-WINNING PLAY	TIME LEFT	DRIVE	T.O.P.	WILSON DRIVE STATS (C-A-YDS)
09/24/2012	vs. Green Bay	7-12	14-12	24-yd TD pass to Tate	0:00	6-46	0-46
10/14/2012	vs. New England	17-23	24-17	46-yd TD pass to Rice	1:27	4-57	1:20 1-2-46
12/02/2012	at Chicago	17-17	23-17	13-yd TD pass to Rice	-	12-80	7:27 3-3-38
12/30/2012	vs. St. Louis	13-13	20-13	1-yd TD run by Wilson	1:45	10-90	3:32 2-2-48
01/06/2013	at Washington	13-14	24-14	27-yd TD run by Lynch	7:20	8-79	3:45 2-4-29
09/08/2013	at Carolina	6-7	12-7	43-yd TD pass to Kearse	10:21	6-74	2:45 3-4-60
09/29/2013	at Houston	20-20	23-20	Hauschka 45-yd FG	-	8-42	3:27 1-2-7
10/13/2013	vs. Tennessee	10-10	20-13	Hauschka 29-yd FG	11:26	7-69	3:37 1-1-55
11/03/2013	vs. Tampa Bay	24-24	27-24	Hauschka 27-yd FG	-	9-51	4:53 1-1-10
01/19/2014	vs. San Francisco	13-17	23-27	35-yd TD pass to Kearse	13:52	8-62	4:03 3-5-63
09/21/2014	vs. Denver	20-20	26-20	6-yd TD run by Lynch	-	13-80	5:46 4-6-35

10/26/2014	at Carolina	6-9	13-9	23-yd TD pass to L. Wilson	0:53	9-80	3:50	4-4-53
11/09/2014	vs. N.Y. Giants	17-17	38-17	3-yd TD run by Lynch	12:51	7-58	2:52	1-2-11
12/28/2014	vs. St. Louis	6-6	20-6	9-yd TD run by Lynch	12:12	6-54	2:44	2-3-38
01/18/2015	vs. Green Bay	22-22	28-22	35-yd TD pass to Kearse	-	6-87	3:19	3-3-80
11/01/2015	at Dallas	10-12	13-12	Hauschka 24-yd FG	1:10	17-79	5:35	5-7-53
11/29/2015	vs. Pittsburgh	26-27	39-30	30-yd TD pass to Baldwin	8:20	6-73	3:28	3-3-59
01/10/2016	at Minnesota	7-9	10-9	Hauschka 46-yd FG	8:09	7-12	2:33	1-4-8
09/11/2016	vs. Miami	6-10	12-10	2-yd TD pass to Baldwin	0:35	14-75	3:37	6-9-55
10/16/2016	vs. Atlanta	17-24	26-24	Hauschka 44-yd FG	2:02	7-24	1:51	2-4-17
11/13/2016	at New England	22-24	31-24	Hauschka 23-yd FG	8:59	8-58	4:04	3-4-58
09/17/2017	vs. San Francisco	6-9	12-9	9-yd TD pass to Richardson	7:13	10-82	4:30	3-5-23
10/29/2017	vs. Houston	34-38	41-38	18-yd TD pass to Graham	0:26	3-80	1:18	3-3-85
09/30/2018	at Arizona	17-17	20-17	Janikowski 52-yd FG	0:04	7-31	1:50	2-3-15
11/15/2018	vs. Green Bay	20-24	27-24	15-yd TD pass to Dickerson	5:11	7-75	3:15	4-5-73
11/25/2018	at Carolina	20-27	30-27	Janikowski 31-yd FG	0:04	7-45	1:40	2-4-48
09/08/2019	vs. Cincinnati	14-17	21-20	44-yd TD pass to Lockett	15:00	4-64	2:08	2-2-69
10/03/2019	vs. L.A. Rams	24-29	30-29	5-yd TD pass to Carson	2:34	12-75	6:51	2-4-17
10/13/2019	at Cleveland	25-28	32-28	1-yd TD run by Carson	3:33	9-79	5:32	3-5-31
11/03/2019	vs. Tampa Bay	34-34	40-34	10-yd TD pass to Hollister	-	10-75	3:38	5-9-70
11/11/2019	at San Francisco	24-24	27-24	Myers 42-yd FG	0:00	7-40	1:25	3-3-15
09/27/2020	vs. Dallas	30-31	38-31	29-yd TD pass to Metcalf	1:55	8-75	2:12	4-6-66
10/11/2020	vs. Minnesota	21-26	27-26	6-yd TD pass to Metcalf	0:20	13-94	1:42	4-12-77
01/03/2021	at San Francisco	19-23	26-23	4-yd TD pass to Lockett	2:26	14-85	5:26	3-6-25
01/09/2022	at Arizona	24-24	38-30	4-yd TD run by R. Wilson	13:22	3-10	1:45	0-0-0
09/18/2022	vs. Houston	6-9	16-9	22-yd TD pass to Saubert	12:42	6-62	3:56	3-3-62
09/25/2022	vs. San Francisco	5-10	11-10	1-yd TD run by Gordon	4:13	12-80	6:04	5-7-58
10/30/2022	at Jacksonville	14-17	21-17	2-yd TD run by Murray	1:47	7-80	2:11	1-2-47
10/01/2023	at Chicago	28-28	31-28	Lutz 51-yd FG	1:46	5-48	1:06	1-2-48
10/22/2023	vs. Green Bay	16-17	19-17	Lutz 52-yd FG	3:50	9-41	4:41	3-4-28
11/13/2023	at Buffalo	21-22	24-22	Lutz 36-yd FG	0:00	10-57	1:55	3-4-22
11/19/2023	vs. Minnesota	15-20	21-20	15-yd TD pass to Sutton	1:03	10-75	2:14	6-8-68
- final play of overtime								

2024 GAME-BY-GAME REGULAR-SEASON STATISTICS (STEELERS)

DATE	OPPONENT	P/S	PASSING											RUSHING					W/L	SCORE
			ATT	CMP	YDS	PCT	Y/A	Y/C	TD	INT	LG	SK/YD	RATE	ATT	YDS	LG	TD			
09/08	at Falcons								ON INACTIVE LIST									W	18-10	
09/15	at Broncos								ON INACTIVE LIST									W	13-6	
09/22	Chargers								ON INACTIVE LIST									W	20-10	
09/29	at Colts								ON INACTIVE LIST									L	24-27	
10/06	Cowboys								ON INACTIVE LIST									L	17-20	
10/13	at Raiders								DID NOT PLAY (NON-INJURY)									W	32-13	
10/20	Jets	S	29	16	264	55.2	9.1	16.5	2	0	44	1/4	109.0	3	3	1t	1	W	37-15	
10/28	Giants	S	28	20	278	71.4	9.9	13.9	1	0	43	4/19	114.9	3	7	5	0	W	26-18	
11/10	at Commanders	S	28	14	195	50.0	7.0	13.9	3	1	34	3/23	93.6	4	3	6	0	W	28-27	
11/17	Ravens	S	36	23	205	63.9	5.7	8.9	0	1	37	4/24	67.5	4	1	3	0	W	18-16	
11/21	at Browns	S	28	21	270	75.0	9.6	12.9	1	0	46	4/22	116.7	3	10	10	0	L	19-24	
12/01	at Bengals	S	38	29	414	76.3	10.9	14.3	3	1	43	2/4	126.4	3	3	5	0	W	44-38	
12/08	Browns	S	26	15	158	57.7	6.1	10.5	2	0	22	1/11	101.1	6	17	8	0	W	27-14	
12/15	at Eagles	S	22	14	128	63.6	5.8	9.1	1	0	31	2/21	94.5	4	13	8	0	L	13-27	
12/21	at Ravens	S	33	22	217	66.7	6.6	9.9	2	1	44	3/19	92.6	3	27	19	0	L	17-34	
12/25	Chiefs	S	37	23	205	62.2	5.5	8.9	0	1	41	5/43	65.7	6	55	15	1	L	10-29	
01/04	Bengals	S	31	17	148	54.8	4.8	8.7	1	0	25	4/29	78.4	4	16	12	0	L	17-19	
2024 TOTALS		11-11	336	214	2,482	63.7	7.4	11.6	16	5	46	33/219	95.6	43	155	19	2	10-7		

2023 GAME-BY-GAME REGULAR-SEASON STATISTICS (BRONCOS)

DATE	OPPONENT	P/S	PASSING											RUSHING				W/L	SCORE
			ATT	CMP	YDS	PCT	Y/A	Y/C	TD	INT	LG	SK/YD	RATE	ATT	YDS	LG	TD		
09/10	Raiders	S	34	27	177	79.4	5.2	6.6	2	0	21	2/11	108.0	1	1	1	0	L	16-17
09/17	Commanders	S	32	18	308	56.3	9.6	17.1	3	1	60t	7/31	107.3	6	56	15	0	L	33-35
09/24	at Dolphins	S	38	23	306	60.5	8.1	13.3	1	1	46	1/12	83.9	0	0	0	0	L	20-70
10/01	at Bears	S	28	21	223	75.0	8.0	10.6	3	0	48	1/9	133.5	4	13	10	0	W	31-28
10/08	Jets	S	31	20	196	64.5	6.3	9.8	2	0	29	4/27	103.7	7	49	21	0	L	21-31
10/12	at Chiefs	S	22	13	95	59.1	4.3	7.3	1	2	21	4/13	46.6	4	31	12	0	L	8-19
10/22	Packers	S	29	20	194	69.0	6.7	9.7	1	0	33	1/10	98.9	1	21	21	0	W	19-17
10/29	Chiefs	S	19	12	114	63.2	6.0	9.5	3	0	39	6/27	119.3	8	30	8	0	W	24-9
11/13	at Bills	S	29	24	193	82.8	6.7	8.0	2	0	30	4/15	117.4	9	30	10	0	W	24-22
11/19	Vikings	S	35	27	259	77.1	7.4	9.6	1	0	33	2/10	106.7	2	1	2	0	W	21-20
11/26	Browns	S	22	13	134	59.1	6.1	10.3	1	0	31	1/9	91.9	11	34	19	1	W	29-12
12/03	at Texans	S	26	15	186	57.7	7.2	12.4	1	3	45t	3/22	53.2	10	44	11	1	L	17-22
12/10	at Chargers	S	33	21	224	63.6	6.8	10.7	2	1	46t	2/8	91.0	6	5	7	0	W	24-7
12/16	at Lions	S	32	18	223	56.3	7.0	12.4	1	0	40	2/19	88.4	7	6	2	1	L	17-42
12/24	Patriots	S	37	25	238	67.6	6.4	9.5	2	0	47	5/45	103.2	4	20	14	0	L	23-26
12/31	Chargers								DID NOT PLAY (NON-INJURY)										
01/07	at Raiders								DID NOT PLAY (NON-INJURY)										
2023 TOTALS		15-15	447	297	3,070	66.4	6.9	10.3	26	8	60T	45/258	98.0	80	341	21	3	8-9	

2022 GAME-BY-GAME REGULAR-SEASON STATISTICS (BRONCOS)

DATE	OPPONENT	P/S	PASSING											RUSHING					W/L	SCORE
			ATT	CMP	YDS	PCT	Y/A	Y/C	TD	INT	LG	SK/YD	RATE	ATT	YDS	LG	TD			
09/12	@ Seahawks	S	42	29	340	69.0	8.1	11.7	1	0	67t	2/10	101.3	1	2	2	0	L	16-17	
09/18	Texans	S	31	14	219	45.2	7.1	15.6	1	1	35	3/18	66.5	2	3	4	0	W	16-9	
09/25	49ers	S	33	20	184	60.6	5.6	9.2	0	0	34	4/24	75.8	6	17	12	0	W	11-10	
10/02	@ Raiders	S	25	17	237	68.0	9.5	13.9	2	0	55	3/23	124.9	4	29	13	1	L	23-32	
10/06	Colts	S	39	21	274	53.8	7.0	13.0	0	2	51	4/24	54.9	4	22	18	0	L	9-12+	
10/17	@ Chargers	S	28	15	188	53.8	6.7	12.5	1	0	47	4/28	86.6	4	23	10	0	L	16-19+	
10/23	Jets		ON INACTIVE LIST																L	9-16
10/30	@ Jaguars	S	30	18	252	60.0	8.4	14.0	1	1	47	3/22	84.3	4	17	10	0	W	21-17	
11/13	@ Titans	S	42	21	286	50.0	6.8	13.6	1	1	66t	6/38	70.1	7	8	9	0	L	10-17	
11/20	Raiders	S	31	24	247	77.4	8.0	10.3	0	0	32	3/21	99.8	1	8	8	0	L	16-22+	
11/27	@ Panthers	S	35	19	142	54.3	4.1	7.5	1	0	22	3/17	73.7	2	8	6	0	L	10-23	
12/04	@ Ravens	S	22	17	189	77.3	8.6	11.1	0	0	40	2/5	102.3	2	21	17	0	L	9-10	
12/11	Chiefs	S	36	23	247	63.9	6.9	10.7	3	1	66t	6/49	100.1	4	57	19	0	L	28-34	
12/18	Cardinals		INACTIVE																W	24-15
12/25	@ Rams	S	27	15	214	55.6	7.9	14.3	1	3	36	6/40	54.2	2	17	15	0	L	14-51	
01/01	@ Chiefs	S	38	26	222	68.4	5.8	8.5	1	1	27	4/32	81.2	4	27	16t	2	L	24-27	
01/08	Chargers	S	24	13	283	54.2	11.8	21.8	3	1	57	2/17	118.6	8	18	6	0	W	31-28	
2022 TOTALS		15-15	483	292	3,524	60.5	7.3	12.1	16	11	67T	55/368	84.4	55	277	19	3	5-12		
+ - Overtime																				

2021 GAME-BY-GAME REGULAR-SEASON STATISTICS (SEAHAWKS)

DATE	OPPONENT	P/S	PASSING											RUSHING					W/L	SCORE
			ATT	CMP	YDS	PCT	Y/A	Y/C	TD	INT	LG	SK/YD	RATE	ATT	YDS	LG	TD			
09/12	at Colts	S	23	18	254	78.3	11.0	14.1	4	0	69t	3/13	152.3	5	9	11	0	W	28-16	
09/19	Titans	S	31	22	343	71.0	11.1	15.6	2	0	68t	3/23	128.8	3	16	12	0	L	30-33+	
09/26	at Vikings	S	32	23	298	71.9	9.3	13.0	1	0	39	2/15	111.2	3	7	4	0	L	17-30	
10/03	at 49ers	S	23	16	149	69.6	6.5	9.3	2	0	28	3/20	116.0	4	26	16t	1	W	28-21	
10/07	Rams	S	16	11	152	68.8	9.5	13.8	1	1	29	2/21	93.8	2	10	7	0	L	17-26	
10/17	at Steelers										INJURED RESERVE							L	20-23+	
10/25	Saints										INJURED RESERVE							L	10-13	
10/31	Jaguars										INJURED RESERVE							W	31-7	
11/14	at Packers	S	40	20	161	50.0	4.0	8.1	0	2	28	3/28	39.7	5	32	12	0	L	0-17	
11/21	Cardinals	S	26	14	207	53.8	8.0	14.8	0	0	48	4/27	80.1	2	2	2	0	L	13-23	
11/29	at Football Team	S	31	20	247	64.5	8.0	12.4	2	0	55	2/14	110.6	2	16	12	0	L	15-17	
12/05	49ers	S	37	30	231	81.1	6.2	7.7	2	1	33	4/50	99.4	3	15	12	0	W	30-23	
12/12	at Texans	S	28	17	260	60.7	9.3	15.3	2	0	55t	0/0	115.2	2	8	8	0	W	33-13	
12/21	at Rams	S	31	17	156	54.8	5.0	9.2	0	1	34	3/22	55.3	0	0	0	0	L	10-20	
12/26	Bears	S	27	16	181	59.3	6.7	11.3	2	0	41t	2/20	104.1	2	13	10	0	L	24-25	
01/02	Lions	S	29	20	236	69.0	8.1	11.8	4	0	58	1/4	133.0	6	24	17	0	W	51-29	
01/09	at Cardinals	S	26	15	238	57.7	9.2	15.9	3	1	43t	1/9	110.7	4	5	4t	1	W	38-30	
2021 TOTALS		14-14	400	259	3,113	64.8	7.8	12.0	25	6	69T	33/266	103.1	43	183	17	2	7-10		
+ - Overtime																				

2020 GAME-BY-GAME REGULAR-SEASON STATISTICS (SEAHAWKS)

DATE	OPPONENT	P/S	PASSING											RUSHING					W/L	SCORE
			ATT	CMP	YDS	PCT	Y/A	Y/C	TD	INT	LG	SK/YD	RATE	ATT	YDS	LG	TD			
09/13	at Falcons	S	35	31	322	88.6	9.2	10.4	4	0	38t	3/23	143.1	3	29	28	0	W	38-25	
09/20	Patriots	S	28	21	288	75.0	10.3	13.7	5	1	54t	2/13	132.1	5	39	21	0	W	35-30	
09/27	Cowboys	S	40	27	315	67.5	7.9	11.7	5	0	62	4/20	130.7	6	22	13	0	W	38-31	
10/04	at Dolphins	S	34	24	360	70.6	10.6	15.0	2	1	57	2/17	112.4	4	5	8	0	W	31-23	
10/11	Vikings	S	32	20	217	62.5	6.8	10.9	3	1	39	4/27	100.7	5	58	19	0	W	27-26	
10/25	at Cardinals	S	50	33	388	66.0	7.8	11.8	3	3	47t	2/16	84.4	6	84	34	0	L	34-37+	
11/01	49ers	S	37	27	261	73.0	7.1	9.7	4	0	46t	2/12	128.3	6	23	21	0	W	37-27	
11/08	at Bills	S	41	28	390	68.3	9.5	13.9	2	2	55t	5/28	94.6	2	5	4	1	L	34-44	
11/15	at Rams	S	37	22	248	59.5	6.7	11.3	0	2	39	6/28	57.0	8	60	15	0	L	16-23	
11/19	Cardinals	S	28	23	197	82.1	7.0	8.6	2	0	25t	3/15	119.8	10	42	10	0	W	28-21	
11/30	at Eagles	S	31	22	230	71.0	7.4	10.5	1	0	52	2/5	102.9	6	12	10	0	W	23-17	
12/06	Giants	S	43	27	263	62.8	6.1	9.7	1	1	28t	5/47	78.0	7	45	19	0	L	12-17	
12/13	Jets	S	27	21	206	77.8	7.6	9.8	4	1	20	0/0	122.6	1	-1	-1	0	W	40-3	
12/20	at Football Team	S	27	18	121	66.7	4.5	6.7	1	1	15	0/0	73.2	6	52	38	0	W	20-15	
12/27	Rams	S	32	20	225	62.5	7.0	11.3	1	0	45	5/28	93.9	3	9	6	1	W	20-9	
01/03	at 49ers	S	36	20	181	55.6	5.0	9.1	2	0	29	2/22	87.8	5	29	16	0	W	26-23	
2020 TOTALS		16-16	558	384	4,212	68.8	7.5	11.0	40	13	62	47/301	105.1	83	513	38	2	12-4		
+ - Overtime																				

2024 GAME-BY-GAME POSTSEASON STATISTICS (STEELERS)

DATE	OPPONENT	P/S	PASSING										RUSHING				W/L	SCORE		
			ATT	CMP	YDS	PCT	Y/A	Y/C	TD	INT	LG	SK/YD	RATE	ATT	YDS	LG			TD	
01/11	at Ravens	S	29	20	270	69.0	9.3	13.5	2	0	37	4/19	121.3	3	6	5	0	L	14-28	
2024 TOTALS			1-1	29	20	270	69.0	9.3	13.5	2	0	37	4/19	121.3	3	6	5	0	0-1	

2020 GAME-BY-GAME POSTSEASON STATISTICS (SEAHAWKS)

DATE	OPPONENT	P/S	PASSING											RUSHING				W/L	SCORE
			ATT	CMP	YDS	PCT	Y/A	Y/C	TD	INT	LG	SK/YD	RATE	ATT	YDS	LG	TD		
01/09	Rams	S	27	11	174	40.7	6.4	15.8	2	1	51t	5/32	72.1	4	50	23	0	L	20-30
2020 TOTALS		1-1	27	11	174	40.7	6.4	15.8	2	1	51T	5/32	72.1	4	50	23	0	0-1	

2019 GAME-BY-GAME POSTSEASON STATISTICS (SEAHAWKS)

DATE	OPPONENT	P/S	PASSING										RUSHING				W/L	SCORE	
			ATT	CMP	YDS	PCT	Y/A	Y/C	TD	INT	LG	SK/YD	RATE	ATT	YDS	LG			TD
01/05	at Eagles	S	30	18	325	60.0	10.8	18.1	1	0	53t	1/7	108.3	9	45	22	0	W	17-9
01/12	at Packers	S	31	21	277	67.7	8.9	13.2	1	0	31	5/12	106.5	7	64	22	0	L	23-28
2019 TOTALS		2-2	61	39	602	63.9	9.9	15.4	2	0	53T	6/19	107.4	16	109	22	0	1-1	

2018 GAME-BY-GAME POSTSEASON STATISTICS (SEAHAWKS)

DATE	OPPONENT	P/S	PASSING										RUSHING				W/L	SCORE	
			ATT	CMP	YDS	PCT	Y/A	Y/C	TD	INT	LG	SK/YD	RATE	ATT	YDS	LG			TD
01/05	at Cowboys	S	27	18	233	66.7	8.6	12.9	1	0	53	1/7	105.9	3	14	7	1	L	22-24
2018 TOTALS		1-1	27	18	233	66.7	8.6	12.9	1	0	53	1/7	105.9	3	14	7	1	0-1	

2016 GAME-BY-GAME POSTSEASON STATISTICS (SEAHAWKS)

DATE	OPPONENT	P/S	PASSING											RUSHING				W/L	SCORE
			ATT	CMP	YDS	PCT	Y/A	Y/C	TD	INT	LG	SK/YD	RATE	ATT	YDS	LG	TD		
01/07	Lions	S	30	23	224	76.7	7.5	9.7	2	0	42	3/14	119.3	3	-3	-1	0	W	26-6
01/14	at Falcons	S	30	17	225	56.7	7.5	13.2	2	2	40	3/17	75.0	6	49	14	0	L	20-36
2016 TOTALS		2-2	60	40	449	66.7	7.5	11.2	4	2	42	6/31	97.2	9	46	14	0	1-1	

2015 GAME-BY-GAME POSTSEASON STATISTICS (SEAHAWKS)

DATE	OPPONENT	P/S	PASSING											RUSHING					W/L	SCORE
			ATT	CMP	YDS	PCT	Y/A	Y/C	TD	INT	LG	SK/YD	RATE	ATT	YDS	LG	TD			
01/10	at Vikings	S	26	13	142	50.0	5.5	10.9	1	1	35	2/13	63.3	5	21	11	0	W	10-9	
01/17	at Panthers	S	48	31	366	64.6	7.6	11.8	3	2	33t	5/41	91.1	3	32	14	0	L	24-31	
2015 TOTALS		2-2	74	44	508	59.5	6.9	11.5	4	3	35	7/54	81.4	8	53	14	0	1-1		

2014 GAME-BY-GAME POSTSEASON STATISTICS (SEAHAWKS)

DATE	OPPONENT	P/S	PASSING											RUSHING				W/L	SCORE
			ATT	CMP	YDS	PCT	Y/A	Y/C	TD	INT	LG	SK/YD	RATE	ATT	YDS	LG	TD		
01/10	Panthers	S	22	15	268	68.2	12.2	17.9	3	0	63t	2/20	149.2	7	22	14	0	W	31-17
01/18	Packers	S	29	14	209	48.3	7.2	14.9	1	4	35t	5/25	44.3	7	25	15	1	W	28-22+
02/01	Patriots	S	21	12	247	57.1	11.8	20.6	2	1	45	3/13	110.6	3	39	17	0	L	24-28
2014 TOTALS		3-3	72	41	724	56.9	10.1	17.7	6	5	63T	10/58	90.3	17	86	17	1	2-1	
+ - Overtime																			

+ - Overtime

2013 GAME-BY-GAME POSTSEASON STATISTICS (SEAHAWKS)

DATE	OPPONENT	P/S	PASSING											RUSHING				W/L	SCORE
			ATT	CMP	YDS	PCT	Y/A	Y/C	TD	INT	LG	SK/YD	RATE	ATT	YDS	LG	TD		
01/11	Saints	S	18	9	103	50.0	5.7	11.4	0	0	25	3/0	67.6	3	16	8	0	W	23-15
01/19	49ers	S	25	16	215	64.0	8.6	13.4	1	0	51	4/22	104.6	5	0	3	0	W	23-17
02/02	at Broncos	S	25	18	206	72.0	8.2	11.4	2	0	37	0/0	123.1	3	26	16	0	W	43-8
2013 TOTALS		3-3	68	43	524	63.2	7.7	12.2	3	0	51	7/22	101.6	11	42	16	0	3-0	

2012 GAME-BY-GAME POSTSEASON STATISTICS (SEAHAWKS)

DATE	OPPONENT	P/S	PASSING										RUSHING				W/L	SCORE	
			ATT	CMP	YDS	PCT	Y/A	Y/C	TD	INT	LG	SK/YD	RATE	ATT	YDS	LG			TD
01/06	at Redskins	S	26	15	187	57.7	7.2	12.5	1	0	33	5/31	92.9	8	67	28	0	W	24-14
01/13	at Falcons	S	36	24	385	66.7	10.7	16.0	2	1	34	2/17	109.1	7	60	17	1	L	28-30
2012 TOTALS		2-2	62	39	572	62.9	9.2	14.7	3	1	34	7/48	102.4	15	127	28	1	1-1	



2024 STEELERS

REGULAR-SEASON STATISTICS

- Statistics (Offense/Def./Spec. Teams)
- Starting Lineups, Player Participation
- Individual Single-Game Highs
- Big Plays (GBG)
- Opponent Big Plays (GBG)
- Big Returns/Opp. Big Returns
- Drive Charts
- Red-Zone Efficiency
- Yards Gained By Down
- Third/Fourth Down Efficiency
- Game by Game Defensive Stats
- Team Rankings
- Week-By-Week NFL Rankings
- Game-By-Game Offense/Defense
- Turnover Chart
- Individual Stats (GBG)



WON 10, LOST 7			MIKE TOMLIN (17 GAMES)		
09/08	W	18-10	at Atlanta	72,291	
09/15	W	13-6	at Denver	74,215	
09/22	W	20-10	L.A. Chargers	66,734	
09/29	L	24-27	at Indianapolis	66,376	
10/06	L	17-20	Dallas	67,380	
10/13	W	32-13	at Las Vegas	62,553	
10/20	W	37-15	N.Y. Jets	66,958	
10/28	W	26-18	N.Y. Giants	66,637	
11/10	W	28-27	at Washington	66,192	
11/17	W	18-16	Baltimore	67,551	
11/21	L	19-24	at Cleveland	67,431	
12/01	W	44-38	at Cincinnati	66,112	
12/08	W	27-14	Cleveland	66,845	
12/15	L	13-27	at Philadelphia	69,879	
12/21	L	17-34	at Baltimore	71,313	
12/25	L	10-29	Kansas City	67,311	
01/04	L	17-19	Cincinnati	65,631	

2024 TEAM STATISTICS				
		PIT	OPP	
FIRST DOWNS				
Rushing		318	324	
Passing		122	108	
Penalty		158	193	
Third Down-Made/Att		90/228	72/204	
Third Down Efficiency		39.5%	35.3%	
Fourth Down-Made/Att		7/18	15/22	
Fourth Down Efficiency		38.9%	68.2%	
TOTAL NET YARDS				
Avg. Per Game		5,430	5,554	
Total Plays		319.4	326.7	
Avg. Per Play		1,081	1,034	
Avg. Per Play		5.0	5.4	
NET YARDS RUSHING				
Avg. Per Game		2,166	1,678	
Total Rushes		127.4	98.7	
Avg. Per Rush		533	412	
Avg. Per Rush		4.1	4.1	
NET YARDS PASSING				
Avg. Per Game		3,264	3,876	
Sacked/Yards Lost		192.0	228.0	
Gross Yards		49/243	40/273	
Attempts/Completions		3,607	4,151	
Pct. of Completion		499/321	582/382	
Had Intercepted		64.3%	65.6%	
		6	17	
PUNTS/AVERAGE				
Net Punting Average		64/46.5	65/48.2	
		41.8	40.3	
PUNT RETURN/AVG.				
KICKOFF RETURN/AVG.		28/10.3	31/7.1	
INTERCEPTION RETURN/AVG.		25/23.0	40/28.9	
RECEIVES/YARDS		17/12.3	6/14.7	
FUMBLES/BALL LOST		102/823	125/1039	
TOUCHDOWNS		22/11	32/16	
Rushing		37	39	
Passing		14	14	
Returns		21	23	
EXTRA POINTS/ATTEMPTS		2	2	
TWO POINT CONVERSION/ATT.		35/35	31/32	
FIELD GOALS/ATTEMPTS		0/2	2/7	
AVG. TIME OF POSSESSION		41/44	26/33	
		36:48	29:12	

SCORE BY PERIODS											
	Q1	Q2	Q3	Q4	OT	PTS					
TEAM	48	121	100	111	0	380					
OPPONENTS	112	84	32	119	0	347					
SCORING											
C. Boswell	TD	RU	PA	RT	K-PA	FG	2PT	S	PTS		
P. Friermuth	0	0	0	0	35/35	41/44	0	0	158		
N. Harris	7	0	7	0	0/0	0/0	0	0	42		
C. Austin III	6	6	0	0	0/0	0/0	0	0	36		
J. Fields	5	0	4	1	0/0	0/0	0	0	30		
G. Pickens	5	5	0	0	0/0	0/0	0	0	30		
V. Jefferson	3	0	3	0	0/0	0/0	0	0	18		
R. Wilson	2	0	2	0	0/0	0/0	0	0	12		
C. Heyward	2	2	0	0	0/0	0/0	0	0	12		
C. Patterson	1	0	1	0	0/0	0/0	0	0	6		
M. Pruitt	1	0	1	0	0/0	0/0	0	0	6		
J. Warren	1	1	0	0	0/0	0/0	0	0	6		
D. Washington	1	0	1	0	0/0	0/0	0	0	6		
M. Williams	1	0	1	0	0/0	0/0	0	0	6		
P. Wilson	1	0	0	1	0/0	0/0	0	0	6		
TEAM	37	14	21	2	35/35	41/44	0	0	380		
OPPONENTS	39	14	23	2	31/32	26/33	2	0	347		

	NO.	YDS	AVG	LONG	TD
N. Harris	263	1,043	4.0	36t	6
J. Warren	120	511	4.3	22	1
J. Fields	62	47	0.8	30	5
R. Wilson	43	155	3.6	19	2
C. Patterson	32	135	4.2	14	0
J. Ward	5	22	4.4	7	0
A. Shampkin	6	17	2.8	5	0
G. Pickens	2	6	3.0	4	0
TEAM	533	2,166	4.1	36t	14
OPPONENTS	412	1,678	4.1	45t	14

	TAR	NO.	YDS	AVG	LONG	TD
G. Pickens	103	59	900	15.3	44	3
P. Friermuth	78	65	653	10.0	30	7
C. Austin III	58	36	548	15.2	55t	4
N. Harris	48	36	283	7.9	32	0
J. Warren	47	38	310	8.2	29	0
V. Jefferson	40	24	276	11.5	43	2
D. Washington	25	19	200	10.5	29	1
C. Patterson	14	12	80	6.7	20	1
M. Williams	13	9	132	14.7	32t	1
M. Pruitt	10	6	40	6.7	18	1
S. Miller	9	5	69	13.8	21	0
C. Heyward	8	6	40	6.7	16t	1
B. Skowronek	5	5	69	13.8	23	0
B. Johnson	1	1	9	9.0	9	0
J. Pierre	1	0	0	0.0	0	0
TEAM	460	321	3,609	11.2	55t	21
OPPONENTS	556	380	4,164	11.0	57	23

	NO.	YDS	AVG	LONG	TD
D. Jackson	5	88	17.6	49	0
B. Bishop Jr.	4	46	11.5	41	0
M. Fitzpatrick	1	25	25.0	25	0
J. Pierre	1	18	18.0	18	1
J. Porter Jr.	1	16	16.0	16	0
K. Benton	1	11	11.0	11	0
D. Kazee	1	5	5.0	5	0
D. Elliott	1	0	0.0	0	0
C. Trice Jr.	1	0	0.0	0	0
P. Wilson	1	0	0.0	0	0
TEAM	17	209	12.3	49	0
OPPONENTS	6	88	14.7	51t	2

	FUM	LST	FF	REC	TD
R. Wilson	5	4	0	2	0
P. Friermuth	3	2	0	1	0
C. Austin III	1	0	0	0	0
J. Fields	6	1	0	3	0
C. Patterson	1	1	0	0	0
G. Pickens	1	1	0	0	0
J. Warren	2	1	0	3	0
Z. Frazier	1	0	0	0	0
P. Smith	0	0	0	1	0
C. Waltham	1	0	0	1	0
P. Wilson	1	0	1	0	0
TEAM	22	11	1	11	0
OPPONENTS	32	16	0	8	0

	NO.	YDS	AVG	NET	TB	IN	LG	B
C. Waltham	65	3,015	46.4	41.9	5	27	71	0
C. Johnston	2	103	51.5	37.5	0	1	58	0
C. Boswell	1	43	43.0	43.0	0	0	43	0
TEAM	68	3,161	46.5	41.8	5	28	71	0
OPPONENTS	65	3,130	48.2	40.3	9	24	74	1

	RET	FC	YDS	AVG	LONG	TD
C. Austin III	28	15	289	10.3	73t	1
TEAM	28	15	289	10.3	73t	1
OPPONENTS	31	17	219	7.1	28	0

	NO.	YDS	AVG	LONG	TD
C. Patterson	11	240	21.8	33	0
J. Warren	9	227	25.2	35	0
A. Shampkin	4	101	25.3	32	0
M. Fitzpatrick	1	7	7.0	7	0
TEAM	25	575	23.0	35	0
OPPONENTS	40	1,157	28.9	56	0

	1-19	20-29	30-39	40-49	50+
C. Boswell	0/0	9/9	12/12	7/8	13/15
TEAM	0/0	9/9	12/12	7/8	13/15
OPPONENTS	0/0	7/7	10/13	6/8	3/5

C. Boswell (57G, 51G, 44G, 56G, 40G, 25G) (22G, 53G) (62WR, 38G, 30G) (50G) (41G) (52G, 49G, 37G, 36G) (46G, 29G, 21G) (31G, 25G, 27G, 27G) (-) (32G, 32G, 32G, 57G, 27G, 50G) (58WR, 48G, 28G) (50G, 34G, 42B, 30G) (30G, 54G) (37G, 49G) (51G) (36G) (54G)
OPP: (24G) (35G, 29G) (38G) (33G, 54WL, 35G) (55G, 33G, 38B) (35B) (29G, 39G, 44G, 48G) (48G, 41G) (47WL, 50WL, 54G) (44G) (88WL, 43WR) (34G, 41G) (51G, 23G) (52G) (48G, 27G, 35G, 23G)

2-Pt Conv: TM 0-2, OPP 2-7

SACKS: T. Watt 11.5, C. Heyward 8.0, A. Highsmith 6.0, N. Herbig 5.5, P. Smith 2.0, L. Ogunjobi 1.5, E. Roberts 1.0, P. Queen 1.0, M. Adams Sr. 1.0, D. Lowry 1.0, K. Benton 1.0, B. Bishop Jr. 0.5, TM 0.0, OPP 49.0
FUM/LOST: J. Fields 6/1, R. Wilson 3/4, P. Friermuth 3/2, J. Warren 2/1, G. Pickens 1/1, C. Patterson 1/1, C. Austin III 1/1, P. Wilson 1/0, C. Waltham 1/0, TM 22/11, OPP 32/15

PASSING	ATT	CMP	YDS	CMP%	YDS/ATT	TD	INT	LONG	SACK	LOST	RATING
R. Wilson	336	214	2,482	63.7	7.4	16	4.8	5	1.5	46	95.6
J. Fields	161	106	1,106	65.8	6.9	5	3.1	1	0.6	55t	93.3
K. Allen	1	1	19	100.0	19.0	0	0.0	0	0.0	19	0
M. Killebrew	1	0	0	0.0	0.0	0	0.0	0	0	0	0
TEAM	499	321	3,607	64.3	7.2	21	4.2	6	1.2	55t	94.8
OPPONENTS	582	382	4,151	65.6	7.1	23	4.0	17	2.9	57	87.5

POS.	PLAYER	TKL.	AST.	TOTAL	TFL	SACKS/YDS.	PR	FR	FF	INT./YDS.	PD
LB	P. Queen	65	64	129	6	1.0/4.0	5	1	2	0/0	7
S	D. Elliott	73	35	108	5	0.0/0.0	2	3	2	1/0	6
S	M. Fitzpatrick	62	34	96	1	0.0/0.0	0	0	1	1/25	4
LB	P. Wilson	47	25	72	3	0.0/0.0	2	2	1	1/0	2
DT	C. Heyward	35	36	71	12	8.0/62.0	20	0	0	0/0	11
CB	J. Porter Jr.	53	17	70	2	0.0/0.0	0	0	0	1/16	7
LB	T. Watt	40	21	61	19	11.5/79.5	27	2	6	0/0	4
LB	E. Roberts	24	22	46	5	1.0/9.0	4	0	1	0/0	0
LB	A. Highsmith	28	17	45	9	6.0/40.0	13	0	1	0/0	2
DT	L. Ogunjobi	16	25	41	5	1.5/11.0	7	0	0	0/0	0
CB	B. Bishop Jr.	25	14	39	2	0.5/3.0	1	1	0	4/46	7
CB	D. Jackson	28	10	38	2	0.0/0.0	0	1	0	5/88	8
DT	K. Benton	16	19	35	2	1.0/11.0	8	1	0	1/11	6
S	D. Kazee	22	9	31	0	0.0/0.0	0	0	0	1/5	2
LB	N. Herbig	13	9	22	5	5.5/41.5	11	1	4	0/0	0
CB	C. Trice Jr.	15	6	21	1	0.0/0.0	0	0	0	1/0	2
DT	I. Loudermilk	10	8	18	0	0.0/0.0	0	0	0	0/0	1
CB	C. Sutton	7	8	15	0	0.0/0.0	0	0	0	0/0	3
DT	M. Adams Sr.	9	5	14	2	1.0/9.0	1	0	0	0/0	0
LB	P. Smith	6	7	13	3	2.0/5.0	2	1	0	0/0	0
CB	J. Pierre	8	4	12	0	0.0/0.0	0	0	0	1/18	3
S	T. Edmunds	4	1	5	0	0.0/0.0	0	0	0	0/0	0
DL	D. Lowry	1	4	5	0	1.0/0.0	1	0	0	0/0	1
LB	J. Moon	1	1	2	0	0.0/0.0	0	0	0	0/0	0
DE	D. Leal	0	2	2	0	0.0/0.0	1	0	0	0/0	0
LB	E. Leota	1	0	1	0	0.0/0.0	0	0	0	0/0	0
LB	M. Robinson	1	0	1	0	0.0/0.0	0	0	0	0/0	0
LB	A. Ogundeji	0	0	0	0	0.0/0.0	0	0	0	0/0	1
STEELERS TOTALS		610	403	1,013	84	40.0/275.0	105	13	18	17/209	77
OPP. TOTALS		649	489	1,138	99	49.0/343.0	118	10	13	6/88	54

Ast =Assist, TFL=Tackle for a Loss, PR=Pressures, Int.=Interception, FR=Fumble Recovery, FF=Forced Fumble, PD=Pass Defense

2024 STEELERS SPECIAL TEAMS			
POS.	PLAYER	TKL.	AST. COMB.
S	M. Killebrew	8	5 13
CB	J. Pierre	9	2 11
TE	C. Heyward	6	2 8
LB	J. Moon	4	3 7
WR	B. Skowronek	4	3 7
CB	B. Bishop Jr.	5	1 6
LB	P. Wilson	2	4 6
LB	M. Robinson	5	0 5
LB	T. Matakevich	4	0 4
DE	D. Leal	2	0 2
S	T. Edmunds	1	1 2
LS	C. Kuntz	1	1 2
RB	J. Ward	1	1 2
WR	S. Miller	1	0 1
TE	M. Pruitt	1	0 1
TE	R. Williams	1	0 1
TOTALS		55	23 78

DEFENSIVE STATS BY RANK											
SACKS		INTERCEPTIONS		TACKLES FOR LOSS		PASSES DEFENSED		PRESSURES			
PLAYER	NO.	PLAYER	NO.	PLAYER	NO.	PLAYER	NO.	PLAYER	NO.		
T. Watt	11.5	D. Jackson	5	T. Watt	19	C. Heyward	11	T. Watt	27		
C. Heyward	8.0	B. Bishop Jr.	4	C. Heyward	12	D. Jackson	8	C. Heyward	20		
A. Highsmith	6.0	K. Benton	1	A. Highsmith	9	B. Bishop Jr.	7	A. Highsmith	13		
N. Herbig	5.5	D. Elliott	1	P. Queen	6	J. Porter Jr.	7	N. Herbig	11		
P. Smith	2.0	M. Fitzpatrick	1	D. Elliott	5	P. Queen	7	K. Benton	8		
L. Ogunjobi	1.5	D. Kazee	1	N. Herbig	5	K. Benton	6	L. Ogunjobi	7		
M. Adams Sr.	1.0	J. Pierre	1	L. Ogunjobi	5	D. Elliott	6	P. Queen	5		
K. Benton	1.0	J. Porter Jr.	1	E. Roberts	5	M. Fitzpatrick	4	E. Roberts	4		
D. Lowry	1.0	C. Trice Jr.	1	P. Smith	3	T. Watt	4	D. Elliott	2		
P. Queen	1.0	P. Wilson	1	P. Wilson	3	J. Pierre	3	P. Smith	2		
E. Roberts	1.0			M. Adams Sr.	2	C. Sutton	3	P. Wilson	2		
B. Bishop Jr.	0.5			K. Benton	2	A. Highsmith	2	M. Adams Sr.	1		
				B. Bishop Jr.	2	D. Kazee	2	B. Bishop Jr.	1		
				D. Jackson	2	C. Trice Jr.	2	D. Leal	1		
				J. Porter Jr.	2	P. Wilson	2	D. Lowry	1		
				M. Fitzpatrick	1	I. Loudermilk	1				
				C. Trice Jr.	1	D. Lowry	1				
				A. Ogundeji	1		1				

PLAYER	TACKLES	SOLO	ASSISTS	FOR FUMBLES	FUMBLE REC	BLKD FG	BLKD PAT	BLKD PUNT
Miles Killebrew	13	8	5	0	0	0	0	0
James Pierre	11	9	2	2	0	0	0	0
Connor Heyward	8	6	2	0	1	0	0	0
Jeremiah Moon	7	4	3	0	0	0	0	1
Ben Skowronek	7	4	3	0	2	0	0	0
Beanie Bishop Jr.	6	5	1	0	0	0	0	0
Payton Wilson	6	2	4	0	0	0	0	0
Mark Robinson	5	5	0	2	0	0	0	0
Tyler Matakevich	4	4	0	0	0	0	0	0
DeMarvin Leal	2	2	0	0	0	0	0	0
Terrell Edmunds	2	1	1	0	0	0	0	0
Christian Kuntz	2	1	1	0	0	0	0	0
Jonathan Ward	2	1	1	0	0	0	0	0
Scotty Miller	1	1	0	0	0	0	0	0
MyCole Pruitt	1	1	0	0	0	0	0	0
Rodney Williams	1	1	0	0	0	0	0	0
Nick Herbig	0	0	0	0	1	0	0	0
Isaiahh Loudermilk	0	0	0	0	0	1	0	0
Dean Lowry	0	0	0	0	0	1	0	0
2024 TOTALS	78	55	23	4	4	2	0	1

OFFENSE														
DATE	OPPONENT	WR	LT	LG	C	RG	RT	TE	RB	QB	WR	WR	TE	TE
9/8	at Atlanta	V. Jefferson	D. Moore Jr.	S. Anderson	Z. Frazier	J. Daniels	B. Jones	D. Washington	N. Harris	J. Fields	G. Pickens	--	M. Pruitt	--
9/15	at Denver	V. Jefferson	D. Moore Jr.	S. Anderson	Z. Frazier	J. Daniels	T. Fautanu	M. Pruitt	N. Harris	J. Fields	G. Pickens	--	C. Heyward	--
9/22	L.A. Chargers	V. Jefferson	D. Moore Jr.	S. Anderson	Z. Frazier	J. Daniels	B. Jones	P. Freiermuth	N. Harris	J. Fields	G. Pickens	C. Patterson	--	--
9/29	at Indianapolis	--	D. Moore Jr.	M. McCormick	Z. Frazier	J. Daniels	B. Jones	P. Freiermuth	N. Harris	J. Fields	G. Pickens	--	D. Washington	C. Heyward
10/6	Dallas	V. Jefferson	D. Moore Jr.	I. Seumalo	Z. Frazier	M. McCormick	B. Jones	P. Freiermuth	N. Harris	J. Fields	G. Pickens	C. Austin III	--	--
10/13	at Las Vegas	V. Jefferson	D. Moore Jr.	I. Seumalo	Z. Frazier	M. McCormick	B. Jones	P. Freiermuth	N. Harris	J. Fields	G. Pickens	--	D. Washington	--
10/20	N.Y. Jets	V. Jefferson	D. Moore Jr.	I. Seumalo	R. McColium	M. McCormick	B. Jones	P. Freiermuth	N. Harris	R. Wilson	G. Pickens	C. Austin III	--	C. Heyward
10/28	N.Y. Giants	V. Jefferson	D. Moore Jr.	I. Seumalo	R. McColium	M. McCormick	B. Jones	P. Freiermuth	N. Harris	R. Wilson	G. Pickens	C. Austin III	--	--
11/10	at Washington	V. Jefferson	D. Moore Jr.	I. Seumalo	Z. Frazier	M. McCormick	B. Jones	D. Washington	N. Harris	R. Wilson	G. Pickens	C. Austin III	--	--
11/17	Baltimore	V. Jefferson	D. Moore Jr.	I. Seumalo	Z. Frazier	M. McCormick	B. Jones	D. Washington	N. Harris	R. Wilson	G. Pickens	--	S. Anderson	--
11/21	at Cleveland	V. Jefferson	D. Moore Jr.	I. Seumalo	Z. Frazier	M. McCormick	B. Jones	M. Pruitt	N. Harris	R. Wilson	B. Skowronek	--	C. Heyward	--
12/1	at Cincinnati	M. Williams	D. Moore Jr.	I. Seumalo	Z. Frazier	M. McCormick	B. Jones	P. Freiermuth	N. Harris	R. Wilson	G. Pickens	C. Austin III	--	--
12/8	Cleveland	C. Austin III	D. Moore Jr.	I. Seumalo	Z. Frazier	M. McCormick	B. Jones	P. Freiermuth	N. Harris	R. Wilson	--	--	D. Washington	M. Pruitt
12/15	at Philadelphia	V. Jefferson	D. Moore Jr.	I. Seumalo	Z. Frazier	M. McCormick	B. Jones	D. Washington	N. Harris	R. Wilson	--	--	C. Heyward	--
12/21	at Baltimore	S. Miller	D. Moore Jr.	I. Seumalo	Z. Frazier	M. McCormick	B. Jones	P. Freiermuth	N. Harris	R. Wilson	--	C. Austin III	M. Pruitt	D. Washington
12/25	Kansas City	M. Williams	D. Moore Jr.	I. Seumalo	Z. Frazier	M. McCormick	B. Jones	P. Freiermuth	N. Harris	R. Wilson	G. Pickens	C. Austin III	--	--
1/4	Cincinnati	V. Jefferson	D. Moore Jr.	I. Seumalo	Z. Frazier	M. McCormick	B. Jones	P. Freiermuth	N. Harris	R. Wilson	G. Pickens	C. Austin III	--	--

DEFENSE														
DATE	OPPONENT	DE	DT	NT	LOLB	LILB	RILB	ROLB	LCB	FS	SS	RCB	NCB	LB
9/8	at Atlanta	L. Ogunjobi	C. Heyward	K. Benton	T. Watt	P. Queen	E. Roberts	A. Highsmith	D. Jackson	M. Fitzpatrick	D. Elliott	J. Porter Jr.	--	--
9/15	at Denver	L. Ogunjobi	C. Heyward	K. Benton	T. Watt	P. Queen	E. Roberts	A. Highsmith	D. Jackson	M. Fitzpatrick	D. Elliott	J. Porter Jr.	--	--
9/22	L.A. Chargers	L. Ogunjobi	C. Heyward	K. Benton	T. Watt	P. Queen	E. Roberts	A. Highsmith	D. Jackson	M. Fitzpatrick	D. Elliott	J. Porter Jr.	--	--
9/29	at Indianapolis	L. Ogunjobi	C. Heyward	--	T. Watt	P. Queen	--	N. Herbig	D. Jackson	M. Fitzpatrick	D. Elliott	J. Porter Jr.	B. Bishop Jr.	--
10/6	Dallas	L. Ogunjobi	C. Heyward	K. Benton	T. Watt	P. Queen	E. Roberts	N. Herbig	D. Jackson	M. Fitzpatrick	D. Elliott	J. Porter Jr.	--	--
10/13	at Las Vegas	L. Ogunjobi	C. Heyward	K. Benton	T. Watt	P. Queen	E. Roberts	J. Moon	D. Jackson	M. Fitzpatrick	D. Elliott	J. Porter Jr.	--	--
10/20	N.Y. Jets	L. Ogunjobi	C. Heyward	--	T. Watt	P. Queen	P. Wilson	A. Highsmith	D. Jackson	M. Fitzpatrick	D. Elliott	J. Porter Jr.	B. Bishop Jr.	--
10/28	N.Y. Giants	L. Ogunjobi	C. Heyward	--	T. Watt	P. Queen	P. Wilson	A. Highsmith	D. Jackson	M. Fitzpatrick	D. Elliott	J. Porter Jr.	B. Bishop Jr.	--
11/10	at Washington	L. Ogunjobi	C. Heyward	K. Benton	T. Watt	P. Queen	P. Wilson	A. Highsmith	D. Jackson	M. Fitzpatrick	D. Elliott	J. Porter Jr.	B. Bishop Jr.	--
11/17	Baltimore	--	C. Heyward	K. Benton	T. Watt	P. Queen	E. Roberts	N. Herbig	D. Jackson	M. Fitzpatrick	D. Elliott	J. Porter Jr.	B. Bishop Jr.	--
11/21	at Cleveland	L. Ogunjobi	C. Heyward	K. Benton	T. Watt	P. Queen	E. Roberts	N. Herbig	D. Jackson	M. Fitzpatrick	C. Sutton	J. Porter Jr.	--	--
12/1	at Cincinnati	L. Ogunjobi	C. Heyward	K. Benton	T. Watt	P. Queen	E. Roberts	N. Herbig	D. Jackson	M. Fitzpatrick	D. Elliott	J. Porter Jr.	--	--
12/8	Cleveland	L. Ogunjobi	C. Heyward	K. Benton	T. Watt	P. Queen	E. Roberts	A. Highsmith	D. Jackson	M. Fitzpatrick	D. Elliott	J. Porter Jr.	--	--
12/15	at Philadelphia	D. Lowry	C. Heyward	K. Benton	T. Watt	P. Queen	E. Roberts	A. Highsmith	D. Jackson	M. Fitzpatrick	D. Kazee	J. Porter Jr.	--	--
12/21	at Baltimore	--	C. Heyward	K. Benton	T. Watt	P. Queen	E. Roberts	A. Highsmith	J. Pierre	M. Fitzpatrick	--	J. Pierre	B. Bishop Jr.	P. Wilson
12/25	Kansas City	--	C. Heyward	K. Benton	T. Watt	P. Queen	E. Roberts	A. Highsmith	D. Jackson	M. Fitzpatrick	D. Elliott	J. Pierre	C. Sutton	--
1/4	Cincinnati	L. Ogunjobi	C. Heyward	K. Benton	T. Watt	P. Queen	E. Roberts	A. Highsmith	C. Trice Jr.	M. Fitzpatrick	D. Elliott	J. Porter Jr.	--	--

Rookies underlined.

	AT	ATL	AT DEN	LAC	AT IND	DAL	AT LV	NYJ	NYG	AT WAS	BAL	AT CLE	AT CIN	CLE	AT PHI	AT BAL	KC	CIN	GP	GS	DNP	IN
PLAYERS	9/8	9/15	9/22	9/29	10/6	10/13	10/20	10/28	11/10	11/17	11/21	12/1	12/6	12/15	12/21	12/25	1/4					
Montrevious Adams Sr.	P	P	P	P	P	P	P	IR	IR	IR	IR	IR	IR	IR	P	P	P	11/96	0/24	0	0	
Jamal Agnew	A	A	A	A	A	A	A	A	A	PS	PS	PS	PS	PS	PS	PS	PS	0/82	0/5	0	0	
Kyle Allen	X	X	X	X	P	SI	SI	X	SI	SI	SI	SI	SI	SI	X	X	SI	1/31	0/19	7	9	
Calvin Anderson	A	A	A	X	P	P	X	P	P	X	X	X	X	IR	IR	IR	IR	4/50	0/14	6	0	
Spencer Anderson	LG	LG	LG	P	P	P	P	P	LG	P	P	P	P	P	P	P	P	17/25	4/4	0	0	
Calvin Austin III	P	P	P	P	WR	P	P	WR	WR	P	P	WR	WR	P	WR	WR	P	17/34	8/9	0	0	
Keanu Benton	NT	NT	NT	P	NT	NT	P	P	NT	NT	NT	NT	NT	NT	NT	NT	NT	17/34	14/23	0	0	
Beanie Bishop Jr.	P	P	P	LB	P	P	LB	LB	LB	P	P	P	P	P	P	P	P	17/17	6/6	0	0	
Chris Boswell	P	P	P	P	P	P	P	P	P	P	P	P	P	P	P	P	P	17/150	0/0	0	0	
Dylan Cook	IRD	IRD	IRD	IRD	IRD	IRD	IRD	IRD	A	PS	PS	PS	PS	PS	PS	PS	PS	0/0	0/0	0	0	
James Daniels	RG	RG	RG	RG	IR	IR	IR	IR	IR	IR	IR	IR	IR	IR	IR	IR	IR	4/90	4/84	0	0	
DeShon Elliott	SS	SS	SS	SS	SS	SS	SS	SS	SS	SS	SS	SS	SS	SS	SS	SS	SS	15/72	14/64	0	2	
Troy Fautanu	X	RT	IR	IR	IR	IR	IR	IR	IR	IR	IR	IR	IR	IR	IR	IR	IR	1/1	1/1	1	0	
Breiden Fekohu	A	A	A	A	A	A	A	PS	PS	PS	PS	PS	PS	PS	PS	PS	PS	0/19	0/4	0	0	
Justin Fields	QB	QB	QB	QB	QB	QB	X	SI	X	P	P	P	X	P	SI	SI	X	10/50	6/44	4	3	
Minkah Fitzpatrick	FS	FS	FS	FS	FS	FS	FS	FS	FS	FS	FS	FS	FS	FS	FS	FS	FS	17/106	17/101	0	0	
Zach Frazier	C	C	C	C	C	C	C	SI	SI	C	C	C	C	C	C	C	C	15/15	15/15	0	2	
Pat Freiermuth	P	P	TE	TE	TE	TE	TE	TE	P	P	TE	TE	P	TE	TE	P	TE	17/61	11/37	0	0	
Markus Golden	RET	RET	RET	RET	RET	RET	RET	RET	RET	RET	RET	RET	RET	RET	RET	RET	RET	0/12	0/68	0	0	
Devin Harper	A	PS	PS	PS	PS	PS	PS	PS	PS	PS	PS	PS	PS	PS	PS	PS	PS	0/17	0/0	0	0	
Najee Harris	RB	RB	RB	RB	RB	RB	RB	RB	RB	RB	RB	RB	RB	RB	RB	RB	RB	17/68	17/68	0	0	
Nate Herbig	IR	IR	IR	IR	IR	IR	IR	IR	IR	IR	IR	IR	IR	IR	IR	IR	IR	0/61	0/30	0	0	
Nick Herbig	P	P	P	LOLB	LOLB	SI	SI	SI	SI	ROLB	ROLB	ROLB	P	P	P	P	P	13/30	5/5	0	4	
Cameron Heyward	DT	DT	DT	DT	DT	DT	DT	DT	DT	DT	DT	DT	DT	DT	DT	DT	DT	17/211	17/176	0	0	
Connor Heyward	P	TE	P	TE	P	P	TE	P	P	TE	P	P	TE	P	P	P	P	17/51	5/12	0	0	
Alex Highsmith	ROLB	ROLB	ROLB	SI	SI	SI	ROLB	ROLB	ROLB	SI	SI	SI	ROLB	ROLB	ROLB	ROLB	ROLB	11/77	11/66	0	6	
Cole Holcomb	R/PUP	R/PUP	R/PUP	R/PUP	R/PUP	R/PUP	R/PUP	R/PUP	R/PUP	R/PUP	R/PUP	R/PUP	R/PUP	R/PUP	R/PUP	R/PUP	R/PUP	0/58	0/56	0	0	
Donte Jackson	LCB	LCB	LCB	LCB	LCB	LCB	LCB	LCB	LCB	LCB	LCB	LCB	LCB	LCB	LCB	SI	LCB	SI	15/95	15/91	0	2
Van Jefferson	WR	WR	WR	WR	WR	WR	WR	WR	WR	WR	WR	WR	WR	WR	P	P	WR	17/78	12/50	0	0	
Cameron Johnston	P	IR	IR	IR	IR	IR	IR	IR	IR	IR	IR	IR	IR	IR	IR	IR	IR	1/96	0/0	0	0	
Broderick Jones	RT	P	LT	LT	LT	LT	LT	LT	LT	LT	LT	LT	LT	LT	LT	LT	LT	17/34	16/27	0	0	
Damontae Kazee	P	P	P	P	P	SI	SI	P	P	P	P	P	P	SS	P	P	P	15/107	1/63	0	2	
Miles Killebrew	P	P	P	P	P	P	P	P	P	P	P	P	P	P	P	P	P	17/146	0/5	0	0	
Christian Kuntz	P	P	P	P	P	P	P	P	P	P	P	P	P	P	P	P	P	17/68	0/0	0	0	
DeMarvin Leal	P	P	P	P	Active	IR	IR	IR	IR	IR	IR	IR	IR	IR	IR	IR	IR	5/28	0/6	0	0	
Logan Lee	Active	IR	IR	IR	IR	IR	IR	IR	IR	IR	IR	IR	IR	IR	IR	IR	IR	17/10	0/0	0	0	
Isaiah Luderemilk	P	P	P	P	P	P	P	P	P	P	P	P	P	P	P	P	P	16/58	0/5	0	1	
Dean Lowry	SI	SI	P	P	P	P	P	P	P	P	P	P	P	SI	DE	P	SI	SI	12/132	1/85	0	5
Tyler Matakevich	P	P	IR	IR	IR	IR	IR	IRD	P	P	P	P	P	P	P	P	P	11/40	0/1	0	0	
Ryan McCollum	P	P	P	P	P	P	C	C	P	P	P	P	P	P	P	P	P	17/30	2/3	0	0	
Mason McCormick	P	P	P	RG	RG	RG	RG	RG	RG	RG	RG	RG	RG	RG	RG	RG	RG	RG	17/17	14/14	0	0
Scotty Miller	P	P	P	P	P	P	P	P	SI	P	SI	SI	P	P	WR	P	P	SI	13/80	1/9	0	4
Jeremiah Moon	IRD	IRD	IRD	IRD	P	LOLB	P	P	P	P	P	P	P	P	P	P	P	P	13/21	1/2	0	0
Dan Moore Jr.	LT	LT	LT	LT	LT	LT	LT	LT	LT	LT	LT	LT	LT	LT	LT	LT	LT	LT	17/66	17/66	0	0
Larry Ogunjobi	DE	DE	DE	DE	DE	DE	DE	DE	P	DE	DE	DE	DE	DE	SI	SI	P	DE	15/124	12/108	0	2
Ayo Oyelola	PS	PS	PS	PS	PS	PS	PS	PS	PS	PS	PS	PS	PS	PS	PS	PS	PS	0/0	0/0	0	0	
Cordarrelle Patterson	P	P	RB	P	SI	SI	SI	SI	P	P	P	P	P	P	P	P	P	13/183	1/61	0	4	
George Pickens	WR	WR	WR	WR	WR	WR	WR	WR	WR	WR	WR	WR	WR	SI	SI	SI	WR	WR	14/48	12/40	0	3
James Pierce	A	A	P	P	P	P	P	P	P	P	P	P	P	P	P	P	RCB	RCB	P	15/81	2/8	0
Joey Porter Jr.	RCB	RCB	RCB	RCB	RCB	RCB	RCB	RCB	RCB	RCB	RCB	RCB	RCB	RCB	RCB	RCB	SI	RCB	16/33	16/27	0	1
MyCole Pruitt	TE	TE	SI	SI	SI	SI	P	P	P	SI	TE	P	TE	P	TE	P	P	12/120	5/43	0	5	
Patrick Queen	LILB	LILB	LILB	LILB	LILB	LILB	LILB	LILB	LILB	LILB	LILB	LILB	LILB	LILB	LILB	LILB	LILB	LILB	17/84	17/84	0	0
Elandon Roberts	RILB	RILB	RILB	P	RILB	RILB	P	P	RILB	RILB	RILB	RILB	RILB	RILB	RILB	RILB	RILB	17/139	14/104	0	0	
Mark Robinson	P	P	P	P	P	P	P	P	P	P	P	P	P	P	P	P	P	17/38	0/4	0	0	
Eric Rowe	A	A	A	A	A	A	A	A	A	A	PS	PS	PS	PS	PS	PS	PS	0/99	0/55	0	0	
Max Scharping	A	A	A	A	SI	SI	X	P	SI	SI	SI	SI	SI	X	X	X	P	2/68	0/33	4	7	
Isaac Seumalo	SI	SI	SI	X	LG	LG	LG	LG	LG	LG	LG	LG	LG	LG	LG	LG	LG	13/111	13/90	1	3	
Aaron Shampkin	PS	PS	PS	P	P	P	SI	A	PS	PS	PS	PS	PS	PS	PS	PS	PS	3/3	0/0	1	1	
Jacob Slade	PS	PS	PS	PS	PS	PS	PS	PS	PS	PS	PS	PS	PS	PS	PS	PS	PS	0/0	0/0	0	0	
Matt Sokol	A	A	PS	A	A	A	A	A	PS	PS	PS	PS	PS	PS	PS	PS	PS	0/8	0/1	0	0	
Cameron Sutton	R/SUS	R/SUS	R/SUS	R/SUS	R/SUS	R/SUS	R/SUS	P	P	FS	P	P	P	P	P	P	FS	P	9/10	2/58	0	0
Cory Trice Jr.	P	P	P	IR	IR	IR	IR	IR	IRD	IRD	IRD	SI	SI	P	P	LCB	6/16	1/1	0	2		
Jonathan Ward	PS	PS	PS	PS	P	P	P	Active	SI	SI	SI	PS	PS	PS	PS	PS	PS	4/44	0/0	0	3	
Jaylen Warren	P	P	P	SI	SI	P	P	P	P	P	P	P	P	P	P	P	P	15/48	0/0	0	2	
Darnell Washington	TE	P	P	TE	P	TE	TE	P	TE	TE	P	P	TE	TE	TE	P	P	17/34	9/16	0	0	
Quez Watkins	PS	PS	PS	PS	PS	PS	PS	PS	PS	PS	PS	PS	PS	PS	PS	PS	PS	0/49	0/25	0	0	
Ryan Watts	IR	IR	IR	IR	IR	IR	IR	IR	IR	IR	IR	IR	IR	IR	IR	IR	IR	0/0	0/0	0	0	
T.J. Watt	LOLB	LOLB	LOLB	LOLB	LOLB	LOLB	LOLB	LOLB	LOLB	LOLB	LOLB	LOLB	LOLB	LOLB	LOLB	LOLB	LOLB	17/121	17/121	0	0	
Julius Welsch	A	A	A	A	A	A	A	A	A	A	A	PS	PS	PS	PS	PS	PS	0/0	0/0	0	0	
Payton Wilson	P	P	P	LILB	P	P	LILB	LB	P	P	P	P	P	P	LILB	P	P	17/17	4/4	0	0	
Roman Wilson	SI	SI	SI	SI	SI	P	SI	A	IR	IR	IR	IR	IR	IR	IR	IR	IRD	1/1	0/0	0	6	
Justin Wilson	SI	SI	SI	SI	SI	X	QB	QB	QB	QB	QB	QB	QB	QB	QB	QB	QB	11/199	11/199	1	5	

LEGEND:
CAPS- Starter, P=Player was a substitution, X=Did Not Play (Non-injury), SI=On Inactive List, IR=Injured Reserve, R/PUP=Reserved/PUP, R/SUS=Reserve/League Susp., IRD=Injured Reserve - Designated For Return, PS=Practice Squad, RET=Reserve/Retired, Not=Not on Roster, *With Other Team

INDIVIDUAL SINGLE-GAME HIGHS

RUSHING

Rushing Yards	114	Najee Harris	vs. Giants	10/28
Rushing Attempts	21	Najee Harris	at Commanders	11/10
		Najee Harris	vs. Jets	10/20
Rushing Average	7.6	Najee Harris	at Raiders	10/13
Rushing Touchdowns	2	Justin Fields	at Raiders	10/13
		Justin Fields	at Colts	09/29

RECEIVING

Pass Receptions	8	Pat Freiermuth	vs. Bengals	01/04
		George Pickens	vs. Ravens	11/17
Receiving Yards	113	George Pickens	at Colts	09/29
Touchdown Receptions	1	Pat Freiermuth	vs. Bengals	01/04
		Cordarrelle Patterson	at Ravens	12/21
		MyCole Pruitt	at Ravens	12/21
		Pat Freiermuth	at Eagles	12/15
		Pat Freiermuth	vs. Browns	12/08
		Van Jefferson	vs. Browns	12/08
		Calvin Austin III	at Bengals	12/01
		Pat Freiermuth	at Bengals	12/01
		George Pickens	at Bengals	12/01
		Calvin Austin III	at Browns	11/21
		Pat Freiermuth	at Commanders	11/10
		George Pickens	at Commanders	11/10
		Mike Williams	at Commanders	11/10
		Calvin Austin III	vs. Giants	10/28
		Van Jefferson	vs. Jets	10/20
		George Pickens	vs. Jets	10/20
		Pat Freiermuth	vs. Cowboys	10/06
		...1 more.		

PASSING

Passes Attempted	38	Russell Wilson	at Bengals	12/01
Passes Completed	29	Russell Wilson	at Bengals	12/01
Completion Percentage	78.1	Russell Wilson	vs. Chargers	09/22
Passing Yards	414	Russell Wilson	at Bengals	12/01
Yards Per Attempt	10.9	Russell Wilson	at Bengals	12/01
Touchdown Passes	3	Russell Wilson	at Bengals	12/01
		Russell Wilson	at Commanders	11/10
Interceptions Thrown	1	Russell Wilson	vs. Chiefs	12/25
		Russell Wilson	at Ravens	12/21
		Russell Wilson	at Bengals	12/01
		Russell Wilson	vs. Ravens	11/17
		Russell Wilson	at Commanders	11/10
		Justin Fields	vs. Chargers	09/22

PUNT RETURNS

Punt Returns	5	Calvin Austin III	at Broncos	09/15
Punt Return Yards	73	Calvin Austin III	vs. Giants	10/28

KICKOFF RETURNS

Kickoff Returns	4	Aaron Shampkin	vs. Cowboys	10/06
Kickoff Return Yards	101	Aaron Shampkin	vs. Cowboys	10/06

PUNTS

Punts	8	Corliss Waltman	at Broncos	09/15
Punts Inside the 20	3	Corliss Waltman	at Ravens	12/21
		Corliss Waltman	at Commanders	11/10
		Corliss Waltman	vs. Jets	10/20
		Corliss Waltman	vs. Ravens	11/17

Punting Average

Interceptions Made	2	Beanie Bishop Jr.	vs. Jets	10/20
INT Return Yards	49	Donte Jackson	at Falcons	09/08

TACKLES

Tackles	13	DeShon Elliott	vs. Browns	12/08
		Patrick Queen	at Raiders	10/13
Sacks	2.0	T.J. Watt	at Eagles	12/15
		Cameron Heyward	vs. Browns	12/08
		T.J. Watt	at Bengals	12/01
		Cameron Heyward	at Commanders	11/10
		Alex Highsmith	vs. Giants	10/28
		T.J. Watt	vs. Giants	10/28
		Nick Herbig	vs. Chargers	09/22

SCORING

Touchdowns	2	Justin Fields	at Raiders	10/13
		Justin Fields	at Colts	09/29
Field Goals Attempted	6	Chris Boswell	vs. Ravens	11/17
		Chris Boswell	at Falcons	09/08
Field Goals Made	6	Chris Boswell	vs. Ravens	11/17
		Chris Boswell	at Falcons	09/08

MISC. YARDS

Yards From Scrimmage	131	Najee Harris	vs. Giants	10/28
Combined Net Yards	151	Jaylen Warren	at Commanders	11/10

LONGEST PLAYS

RUSHING

Run From Scrimmage	36	Najee Harris	at Raiders	10/13
Touchdown Run	36	Najee Harris	at Raiders	10/13

RECEIVING

Pass Reception	55	Calvin Austin III	vs. Chargers	09/22
Touchdown Reception	55	Calvin Austin III	vs. Chargers	09/22

PASSING

Passing Long	55	Justin Fields	vs. Chargers	09/22
Touchdown Pass Long	55	Justin Fields	vs. Chargers	09/22

RETURNS

Longest Own Fumble Return	1	Preston Smith	at Bengals	12/01
Longest Opponent's Fumble Return	22	Payton Wilson	at Bengals	12/01
Punt Return	73	Calvin Austin III	vs. Giants	10/28
Kickoff Return	35	Jaylen Warren	at Commanders	11/10
Interception Return	49	Donte Jackson	at Falcons	09/08

KICKING

Punt	71	Corliss Waltman	vs. Ravens	11/17
Field Goal	57	Chris Boswell	vs. Ravens	11/17
		Chris Boswell	at Falcons	09/08
Field Goal Attempt	62	Chris Boswell	vs. Chargers	09/22

OPPONENT SINGLE-GAME HIGHS

RUSHING				
Rushing Yards	162	Derrick Henry	at Ravens	12/21
Rushing Attempts	24	Derrick Henry	at Ravens	12/21
Rushing Average	7.3	Tyrone Tracy Jr.	vs. Giants	10/28
Rushing Touchdowns	2	Nick Chubb	at Browns	11/21
		Austin Ekeler	at Commanders	11/10
RECEIVING				
Pass Receptions	11	DeVonta Smith	at Eagles	12/15
Receiving Yards	113	Terry McLaurin	at Commanders	11/10
		Michael Pittman Jr.	at Colts	09/29
Touchdown Receptions	1	Ja'Marr Chase	vs. Bengals	01/04
		Travis Kelce	vs. Chiefs	12/25
		Justin Watson	vs. Chiefs	12/25
		Xavier Worthy	vs. Chiefs	12/25
		Mark Andrews	at Ravens	12/21
		Rashod Bateman	at Ravens	12/21
		Isaiah Likely	at Ravens	12/21
		A.J. Brown	at Eagles	12/15
		DeVonta Smith	at Eagles	12/15
		Jerry Jeudy	vs. Browns	12/08
		David Njoku	vs. Browns	12/08
		Ja'Marr Chase	at Bengals	12/01
		Tee Higgins	at Bengals	12/01
		Andre Iosivas	at Bengals	12/01
		Zay Flowers	vs. Ravens	11/17
		Tyler Conklin	vs. Jets	10/20
		Kristian Wilkerson	at Raiders	10/13
		...3 more.		
PASSING				
Passes Attempted	46	Joe Burrow	vs. Bengals	01/04
Passes Completed	37	Joe Burrow	vs. Bengals	01/04
Completion Percentage	80.4	Joe Burrow	vs. Bengals	01/04
Passing Yards	352	Dak Prescott	vs. Cowboys	10/06
Yards Per Attempt	9.1	Jalen Hurts	at Eagles	12/15
Touchdown Passes	3	Patrick Mahomes	vs. Chiefs	12/25
		Lamar Jackson	at Ravens	12/21
		Joe Burrow	at Bengals	12/01
Interceptions Thrown	2	Jameis Winston	vs. Browns	12/08
		Aaron Rodgers	vs. Jets	10/20
		Dak Prescott	vs. Cowboys	10/06
		Bo Nix	at Broncos	09/15
		Kirk Cousins	at Falcons	09/08
PUNT RETURNS				
Punt Returns	4	Kadarius Toney	vs. Browns	12/08
Punt Return Yards	44	Kadarius Toney	vs. Browns	12/08
KICKOFF RETURNS				
Kickoff Returns	5	Jermaine Burton	at Bengals	12/01
Kickoff Return Yards	146	Jermaine Burton	at Bengals	12/01
PUNTS				
Punts	7	JK Scott	vs. Chargers	09/22
Punts Inside the 20	3	Corey Bojorquez	vs. Browns	12/08
		JK Scott	vs. Chargers	09/22
		Riley Dixon	at Broncos	09/15
Punting Average	56.7	AJ Cole	at Raiders	10/13
INTERCEPTIONS				
Interceptions Made	1	Justin Reid	vs. Chiefs	12/25
		Marlon Humphrey	at Ravens	12/21
		Cam Taylor-Britt	at Bengals	12/01
		Marlon Humphrey	vs. Ravens	11/17
		Jeremy Chinn	at Commanders	11/10
		Bud Dupree	vs. Chargers	09/22
INT Return Yards	51	Cam Taylor-Britt	at Bengals	12/01
TACKLES				
Tackles	14	Bobby Okereke	vs. Giants	10/28
Sacks	3.5	Trey Hendrickson	vs. Bengals	01/04
SCORING				
Touchdowns	2	Nick Chubb	at Browns	11/21
		Austin Ekeler	at Commanders	11/10
Field Goals Attempted	4	Cade York	vs. Bengals	01/04
		Greg Joseph	vs. Giants	10/28
Field Goals Made	4	Cade York	vs. Bengals	01/04
		Greg Joseph	vs. Giants	10/28
MISC. YARDS				
Yards From Scrimmage	189	Derrick Henry	at Ravens	12/21
Combined Net Yards	189	Derrick Henry	at Ravens	12/21
OPPONENTS LONGEST PLAYS				
RUSHING				
Run From Scrimmage	45	Tyrone Tracy Jr.	vs. Giants	10/28
Touchdown Run	45	Tyrone Tracy Jr.	vs. Giants	10/28
RECEIVING				
Pass Reception	57	Breece Hall	vs. Jets	10/20
Touchdown Reception	35	Jerry Jeudy	vs. Browns	12/08
PASSING				
Passing Long	57	Aaron Rodgers	vs. Jets	10/20
Touchdown Pass Long	35	Jameis Winston	vs. Browns	12/08
RETURNS				
Longest Opponent's Fumble Return	3	Chris Lammons	at Colts	09/29
Punt Return	28	Avery Williams	at Falcons	09/08
Kickoff Return	56	Jerome Ford	vs. Browns	12/08
Interception Return	51	Cam Taylor-Britt	at Bengals	12/01
Longest INT Return for TD	51	Cam Taylor-Britt	at Bengals	12/01
KICKING				
Punt	74	Tress Way	at Commanders	11/10
Field Goal	55	Brandon Aubrey	vs. Cowboys	10/06
Field Goal Attempt	55	Brandon Aubrey	vs. Cowboys	10/06

2024 REGULAR SEASON BIG YARDAGE GAMES							
100-YARD PASS RECEIVERS							
DATE	OPPONENT	PLAYER	REC.	YDS.	AVG.	LG	TD
9/29	at Colts	George Pickens	7	113	16.1	38	0
10/20	vs. Jets	George Pickens	5	111	22.2	44	1
100-YARD RUSHERS							
DATE	OPPONENT	PLAYER	ATT.	YDS.	AVG.	LG	TD
10/13	at Raiders	Najee Harris	14	106	7.6	36T	1
10/20	vs. Jets	Najee Harris	21	102	4.9	34	1
10/28	vs. Giants	Najee Harris	19	114	6.0	26	0
300-YARD PASSERS							
DATE	OPPONENT	PLAYER	ATT.	YDS.	COMP.	LG	TD
9/29	at Colts	Justin Fields	34	312	22	38	1
12/1	at Bengals	Russell Wilson	38	414	29	43	3

2024 OPPONENTS BIG YARDAGE GAMES							
100-YARD PASS RECEIVERS							
DATE	OPPONENT	PLAYER	REC.	YDS.	AVG.	LG	TD
9/29	at Colts	Michael Pittman Jr.	6	113	18.8	32	0
10/20	vs. Jets	Breece Hall	6	103	17.2	57	0
10/28	vs. Giants	Darius Slayton	4	108	27.0	43	0
11/10	at Commanders	Terry McLaurin	5	113	22.6	54	0
12/15	at Eagles	A.J. Brown	8	110	13.8	21	1
12/15	at Eagles	DeVonta Smith	11	109	9.9	22	1
12/21	at Ravens	Zay Flowers	5	100	20.0	49	0
100-YARD RUSHERS							
DATE	OPPONENT	PLAYER	ATT.	YDS.	AVG.	LG	TD
10/28	vs. Giants	Tyrone Tracy Jr.	20	145	7.3	45T	1
12/21	at Ravens	Derrick Henry	24	162	6.8	44	0
300-YARD PASSERS							
DATE	OPPONENT	PLAYER	ATT.	YDS.	COMP.	LG	TD
10/6	vs. Cowboys	Dak Prescott	42	352	29	48	2
12/1	at Bengals	Joe Burrow	38	309	28	49	3
12/25	vs. Chiefs	Patrick Mahomes	38	320	29	49	3

DATE	OPPONENT	QTR	STEELERS PLAYER	YDS.	DOWN	RESULT	QTR	OPP. PLAYER	YDS.	DOWN	RESULT
09/08	at Atlanta	2	J. Fields -> G. Pickens	33	1-10-PIT 42	Field Goal	2	K. Cousins -> R. McCloud III	20	1-10-ATL 22	Touchdown
		3	J. Fields -> G. Pickens	40	1-10-PIT 32	Field Goal					
09/15	at Denver		NONE				3	B. Nix -> C. Sutton	26	3-7-DEN 18	Interception
							3	B. Nix -> J. Reynolds	49	1-10-DEN 44	Interception
							4	B. Nix -> J. Reynolds	22	4-6-PIT 42	Field Goal
							4	B. Nix -> L. Humphrey	27	1-10-DEN 31	Field Goal
09/22	L.A. Chargers	2	J. Fields -> S. Miller	20	3-4-LAC 32	Touchdown	1	J. Herbert -> Q. Johnston	27T	2-9-PIT 27	Touchdown
		2	J. Fields -> G. Pickens	27	2-1-PIT 23	Missed FG					
		3	J. Fields -> C. Austin III	25	3-14-LAC 42	Field Goal					
		4	J. Fields -> C. Austin III	55T	2-8-PIT 45	Touchdown					
09/29	at Indianapolis	2	J. Fields -> D. Washington	20	2-9-PIT 46	Fumble	1	A. Richardson -> M. Pittman Jr.	32	1-10-IND 30	Touchdown
		2	J. Fields -> P. Freiermuth	29	2-14-PIT 21	Field Goal	1	A. Richardson -> M. Pittman Jr.	28	1-10-IND 14	Touchdown
		3	J. Fields -> G. Pickens	38	2-9-PIT 45	Touchdown	2	J. Flacco -> M. Pittman Jr.	22	1-10-IND 28	Punt
		4	J. Fields -> N. Harris	32	1-10-PIT 43	Touchdown	3	J. Flacco -> J. Downs	25	3-7-PIT 40	Touchdown
		4	J. Fields -> G. Pickens	37	3-2-PIT 38	Touchdown					
10/06	Dallas	3	J. Fields -> N. Harris	20	1-10-PIT 27	Punt	1	D. Prescott -> C. Lamb	27	3-14-DAL 20	Fumble
		4	J. Fields -> G. Pickens	21	3-1-DAL 34	Touchdown	2	D. Prescott -> J. Ferguson	27	2-8-PIT 40	Field Goal
							2	D. Prescott -> J. Tolbert	48	3-4-DAL 21	Interception
							3	D. Prescott -> K. Turpin	34	3-5-DAL 45	Blocked FG,
							4	D. Prescott -> R. Dowdle	22T	2-10-PIT 22	Downs
10/13	at Las Vegas	2	J. Fields -> C. Austin III	20	3-11-PIT 19	Punt	3	A. O'Connell -> D. Turner	30	2-8-LV 32	Fumble
		4	J. Fields -> G. Pickens	31	2-8-LV 34	Field Goal					
10/20	N.Y. Jets	2	R. Wilson -> G. Pickens	44	2-17-PIT 24	Field Goal	2	A. Rodgers -> B. Hall	57	2-9-NYJ 40	Touchdown
		2	R. Wilson -> P. Freiermuth	30	1-10-PIT 30	Punt	2	A. Rodgers -> A. Lazard	20	2-7-NYJ 10	Interception
		3	R. Wilson -> G. Pickens	37	3-7-PIT 24	Field Goal	4	A. Rodgers -> G. Wilson	27	2-14-NYJ 43	Downs
		3	R. Wilson -> P. Freiermuth	21	3-5-NYJ 34	Field Goal					
		4	R. Wilson -> C. Austin III	36	2-10-PIT 25	Touchdown					
10/28	N.Y. Giants	1	R. Wilson -> D. Washington	29	2-3-PIT 37	Field Goal	1	D. Jones -> D. Slayton	43	1-10-NYG 41	Field Goal
		3	R. Wilson -> V. Jefferson	36	3-11-PIT 33	Touchdown	2	D. Jones -> D. Slayton	36	3-8-NYG 19	Field Goal
		4	R. Wilson -> C. Austin III	29T	3-8-NYG 29	Touchdown	4	D. Jones -> T. Johnson	25	2-10-NYG 22	Interception
		4	R. Wilson -> G. Pickens	43	1-10-PIT 47	Field Goal					
11/10	at Washington	3	R. Wilson -> J. Warren	26	3-8-PIT 38	Touchdown	2	J. Daniels -> L. McCaffrey	23	3-4-PIT 38	Touchdown
		3	R. Wilson -> G. Pickens	34	2-20-WAS 46	Touchdown	3	J. Daniels -> T. McLaurin	54	1-10-WAS 29	Touchdown
		4	R. Wilson -> G. Pickens	24	2-10-PIT 47	Fumble	3	J. Daniels -> T. McLaurin	28	1-10-WAS 26	Punt
		4	R. Wilson -> M. Williams	32T	3-9-WAS 32	Touchdown					
11/17	Baltimore	2	R. Wilson -> N. Harris	20	2-10-PIT 16	Field Goal	1	L. Jackson -> I. Likely	42	1-10-BAL 25	Missed FG
		3	R. Wilson -> G. Pickens	37	2-15-BAL 49	Field Goal	2	L. Jackson -> Z. Flowers	23	2-7-BAL 20	Punt
		4	R. Wilson -> D. Washington	25	1-10-BAL 43	Interception	4	L. Jackson -> J. Hill	22	3-9-PIT 46	Touchdown
11/21	at Cleveland	1	R. Wilson -> P. Freiermuth	22	3-6-PIT 39	Missed FG	3	J. Winston -> C. Tillman	24	2-7-CLE 45	Fumble
		1	R. Wilson -> G. Pickens	31	3-6-PIT 23	Downs	3	J. Winston -> B. Whiteheart	29	1-10-CLE 35	Touchdown
		2	R. Wilson -> C. Austin III	46	3-9-PIT 27	Field Goal	4	J. Winston -> J. Jeudy	26	2-11-CLE 36	Interception
		3	R. Wilson -> V. Jefferson	35	3-10-PIT 34	Field Goal					
		4	R. Wilson -> C. Austin III	23T	3-6-CLE 23	Touchdown					
12/01	at Cincinnati	1	R. Wilson -> N. Harris	25	3-2-PIT 38	Touchdown	3	J. Burrow -> T. Higgins	31	3-21-CIN 32	Field Goal
		1	R. Wilson -> G. Pickens	21	3-8-PIT 32	Touchdown	3	J. Burrow -> M. Gesicki	20	2-8-PIT 35	Field Goal
		2	R. Wilson -> C. Austin III	23T	2-8-CIN 23	Touchdown	4	J. Burrow -> C. Brown	20	2-2-CIN 38	Touchdown
		2	R. Wilson -> C. Patterson	20	1-10-PIT 32	Touchdown	4	J. Burrow -> J. Chase	49	1-10-CIN 48	Touchdown
		2	R. Wilson -> J. Warren	29	1-10-PIT 39	Field Goal					
		3	R. Wilson -> G. Pickens	36	2-7-CIN 49	Missed FG					
		3	R. Wilson -> B. Skowronek	23	2-11-PIT 47	Touchdown					
		3	R. Wilson -> P. Freiermuth	25T	2-5-CIN 25	Touchdown					
		4	R. Wilson -> V. Jefferson	43	3-9-PIT 42	Field Goal					
12/08	Cleveland	3	R. Wilson -> P. Freiermuth	21	3-10-PIT 33	Touchdown	1	J. Winston -> E. Moore	20	2-10-CLE 44	Touchdown
		3	R. Wilson -> M. Williams	22	3-6-CLE 42	Touchdown	1	J. Winston -> J. Jeudy	35T	3-9-PIT 35	Touchdown
		3	R. Wilson -> P. Freiermuth	20T	2-10-CLE 20	Touchdown					
		4	R. Wilson -> S. Miller	21	3-7-PIT 33	Fumble					
12/15	at Philadelphia	3	R. Wilson -> C. Austin III	31	1-10-PIT 30	Fumble	1	J. Hurts -> G. Calcaterra	22	1-10-PHI 30	Field Goal
							1	J. Hurts -> D. Smith	21	2-3-PIT 41	Field Goal
							1	J. Hurts -> A. Brown	20	1-10-PHI 46	Touchdown
							3	J. Hurts -> D. Smith	20	2-20-PHI 42	Field Goal
							4	J. Hurts -> A. Brown	21	3-6-PHI 7	End Game
							4	J. Hurts -> D. Smith	22	2-14-PHI 39	End Game
12/21	at Baltimore	1	R. Wilson -> V. Jefferson	21	1-10-BAL 22	Touchdown	4	L. Jackson -> Z. Flowers	49	3-5-BAL 13	Field Goal
		3	R. Wilson -> C. Austin III	44	1-10-PIT 12	Touchdown					
12/25	Kansas City	1	R. Wilson -> G. Pickens	41	1-10-PIT 23	Interception	1	P. Mahomes -> J. Watson	49	1-10-KC 34	Touchdown
		3	R. Wilson -> J. Warren	21	2-4-KC 38	Field Goal	3	P. Mahomes -> X. Worthy	21	2-5-PIT 47	Field Goal
							4	P. Mahomes -> T. Kelce	20	2-8-PIT 32	Touchdown
01/04	Cincinnati	1	R. Wilson -> M. Williams	25	3-11-PIT 36	Touchdown		NONE			
TOTALS		55	- 1,620 (29.5), 7 TDS				47	- 1,385 (29.5), 3 TDS			

DATE	OPPONENT	QTR	STEELERS PLAYER	YDS.	DOWN	RESULT	QTR	OPP. PLAYER	YDS.	DOWN	RESULT
09/08	at Atlanta	1	Justin Fields	12	3-7-PIT 33	Field Goal	1	Tyler Allgeier	13	1-5-PIT 36	Field Goal
		4	Najee Harris	20	2-3-PIT 29	Downs	3	Bijan Robinson	10	4-1-PIT 42	Fumble
							4	Bijan Robinson	13	1-10-ATL 40	Interception
09/15	at Denver	1	Justin Fields	16	1-10-PIT 40	Touchdown	2	Tyler Badie	16	2-6-DEN 24	Downs
		1	Jaylen Warren	11	2-7-DEN 29	Touchdown	2	Bo Nix	13	2-5-DEN 45	Downs
		2	Najee Harris	11	1-10-PIT 40	Punt					
		4	Jaylen Warren	11	3-15-PIT 9	Punt					
09/22	L.A. Chargers	4	Najee Harris	10	2-7-PIT 33	Touchdown	1	J.K. Dobbins	13	2-5-PIT 41	Touchdown
		4	Cordarrelle	14	3-8-PIT 34	End Game					
		4	Patterson	11	1-10-PIT 48	End Game					
		4	Najee Harris	12	2-6-LAC 37	End Game					
		4	Cordarrelle	21	2-7-LAC 22	End Game					
			Patterson								
09/29	at Indianapolis	2	Cordarrelle	12	2-6-PIT 8	Fumble	1	Jonathan Taylor	14	1-10-PIT 38	Touchdown
		2	Patterson	11	1-10-PIT 34	Fumble	1	Anthony Richardson	14	1-10-PIT 46	Touchdown
		2	Cordarrelle	10	2-1-IND 25	Fumble	1	Jonathan Taylor	13	1-10-PIT 19	Touchdown
		2	Patterson	11	2-13-IND 42	Field Goal	2	Adonai Mitchell	10	2-8-PIT 27	Field Goal
		4	Cordarrelle	12	1-10-PIT 17	Downs	4	Jonathan Taylor	21	1-10-IND 45	Field Goal
			Patterson								
			Justin Fields								
			Justin Fields								
10/06	Dallas	NONE					1	Rico Dowdle	12	2-3-PIT 27	Fumble
							3	Rico Dowdle	13	1-10-DAL 34	Touchdown
							4	Rico Dowdle	13	3-6-DAL 18	Interception
10/13	at Las Vegas	1	Najee Harris	13	1-10-PIT 40	Field Goal	4	Ameer Abdullah	10	2-11-PIT 11	Fumble
		1	Justin Fields	14	2-10-PIT 26	Field Goal					
		2	Najee Harris	15	1-10-LV 46	Field Goal					
		2	Justin Fields	18	2-13-PIT 36	Punt					
		3	Najee Harris	26	2-10-PIT 20	Touchdown					
		4	Najee Harris	36T	2-5-LV 36	Touchdown					
10/20	N.Y. Jets	4	Justin Fields	10	2-12-PIT 19	Punt	1	Breece Hall	13T	1-10-PIT 13	Touchdown
		1	Najee Harris	18	1-10-PIT 49	Field Goal					
		3	Jaylen Warren	10	1-10-NYJ 13	Field Goal					
		4	Najee Harris	34	1-10- 50	Touchdown					
		4	Najee Harris	10T	4-2-NYJ 10	Touchdown					
10/28	N.Y. Giants	1	Najee Harris	10	3-1-NYG 49	Field Goal	1	Tyrone Tracy Jr.	10	2-8-NYG 36	Field Goal
		1	Najee Harris	10	1-10-NYG 39	Field Goal	3	Tyrone Tracy Jr.	26	2-10-NYG 30	Punt
		1	Jaylen Warren	17	1-10-NYG 29	Field Goal	4	Tyrone Tracy Jr.	45T	2-10-PIT 45	Touchdown
		1	Najee Harris	26	1-10-NYG 34	Field Goal	4	Tyrone Tracy Jr.	17	1-10- 50	Field Goal
		2	Najee Harris	14	2-10-PIT 30	Field Goal					
		2	Jaylen Warren	18	3-12-PIT 16	Punt					
11/10	at Washington	1	Jaylen Warren	12	2-10-WAS 43	Touchdown	2	Austin Ekeler	10	1-10-PIT 36	Field Goal
		3	Najee Harris	11	1-10-PIT 25	Touchdown					
		4	Jaylen Warren	10	3-2-WAS 21	Fumble					
11/17	Baltimore	1	Najee Harris	11	2-6-BAL 27	Field Goal	1	Lamar Jackson	15	2-10-PIT 46	Missed FG
		2	Najee Harris	11	1-10-BAL 47	Field Goal	2	Derrick Henry	31	1-10-BAL 47	Touchdown
		4	Najee Harris	13	1-10-BAL 18	Interception	4	Lamar Jackson	25	1-10-BAL 20	Interception
11/21	at Cleveland	1	Jaylen Warren	15	2-11-PIT 20	Missed FG	NONE				
		1	Najee Harris	11	1-15-PIT 14	Downs					
		3	Russell Wilson	10	2-11-CLE 32	Field Goal					
		4	Justin Fields	30	2-6-PIT 35	Touchdown					
12/01	at Cincinnati	1	Cordarrelle	12	1-10-CIN 37	Touchdown	1	Chase Brown	13	1-10-CIN 46	Touchdown
		2	Patterson	10T	1-10-CIN 10	Touchdown	1	Chase Brown	40	1-10-PIT 41	Touchdown
		3	Najee Harris	20	2-2-PIT 28	Touchdown	2	Khalil Herbert	14	2-3-CIN 37	Touchdown
12/08	Cleveland	1	Najee Harris	20	1-10-CLE 36	Field Goal	2	Jameis Winston	11	1-10-CLE 30	Missed FG
		2	Jaylen Warren	12	1-10-PIT 34	Field Goal	3	Nick Chubb	19	2-7-CLE 45	Punt
		3	Jaylen Warren	14	1-10-CLE 46	Touchdown	4	Jameis Winston	10	1-10-CLE 31	Touchdown
12/15	at Philadelphia	NONE					1	Saquon Barkley	22	2-3-PIT 27	Touchdown
							3	Jalen Hurts	23	1-10- 50	Touchdown
12/21	at Baltimore	2	Najee Harris	11	2-4-BAL 38	Fumble	1	Derrick Henry	14	2-4-BAL 36	Punt
		2	Russell Wilson	19	2-6-BAL 23	Fumble	1	Derrick Henry	11	1-10-PIT 41	Touchdown
		4	Jaylen Warren	11	1-10-PIT 30	Punt	1	Derrick Henry	13	1-10-PIT 30	Touchdown
						2	Justice Hill	25	2-5-BAL 30	Touchdown	
						2	Derrick Henry	12	1-10-PIT 47	Field Goal	
						3	Derrick Henry	11	1-10-BAL 8	Punt	
						4	Derrick Henry	44	1-10-BAL 45	Interception	
						4	Derrick Henry	13	1-10-PIT 28	Field Goal	
12/25	Kansas City	1	Najee Harris	10	2-8-PIT 25	Punt	1	Patrick Mahomes	12	2-6-PIT 25	Touchdown
		1	Jaylen Warren	22	1-10-KC 36	Interception					
		2	Jaylen Warren	11	1-10-KC 33	Touchdown					
		2	Russell Wilson	12	3-7-PIT 23	Punt					
		2	Jaylen Warren	12	3-8-PIT 22	End Half					
		3	Russell Wilson	15	3-9-PIT 41	Field Goal					
		4	Russell Wilson	14	3-4-KC 46	Downs					
		4	Najee Harris	13	1-10-PIT 37	End Game					
01/04	Cincinnati	4	Najee Harris	20	1-10- 50	End Game	NONE				
		1	Najee Harris	10	1-10-PIT 27	Touchdown					
		2	Najee Harris	11	1-10-CIN 29	Touchdown					
01/04	Cincinnati	4	Russell Wilson	12	2-10-CIN 31	Touchdown					
TOTALS		64 - 929 (14.5), 3 TDS					43 - 722 (16.8), 2 TDS				

		RUSHES				RECEPTIONS				RETURNS			
DATE	OPPONENT	GAIN	PLAYER	QTR	RESULT	GAIN	PLAYER	QTR	RESULT	GAIN	PLAYER	QTR	RESULT
09/08	at Atlanta	12	Justin Fields	1	FG	33	George Pickens	2	FG	49	Donte Jackson (INT)	4	INT
09/15	at Denver	20	Najee Harris	4	Downs	40	George Pickens	3	FG				
		16	Justin Fields	1'	TD								
		11	Jaylen Warren	1'	TD								
		11	Najee Harris	2	Punt								
09/22	L.A. Chargers	11	Jaylen Warren	4	Punt								
		10	Najee Harris	4	TD	20	Scotty Miller	2	TD				
		14	Cordarrelle Patterson	4'	Game	27	George Pickens	3	Miss FG				
		11	Najee Harris	4'	Game	25	Calvin Austin III	2	FG				
		12	Cordarrelle Patterson	4'	Game	55t	Calvin Austin III	4	TD				
09/29	at Indianapolis	21	Najee Harris	4	Game								
		12	Cordarrelle Patterson	2'	Fumble	20	Darnell Washington	2	Fumble	30	Calvin Austin III (PR)	3	Punt
		11	Cordarrelle Patterson	2'	Fumble	29	Pat Freiermuth	2	FG				
		10	Cordarrelle Patterson	2'	Fumble	38	George Pickens	3	TD				
		11	Justin Fields	2	FG	32	Najee Harris	4	TD				
10/06	Dallas	12	Justin Fields	4	Downs	37	George Pickens	4	TD				
						20	Najee Harris	3	Punt	32	Aaron Shampkin (KR)	4	Punt
						21	George Pickens	4	TD				
10/13	at Las Vegas	13	Najee Harris	1	FG	20	Calvin Austin III	2	Punt				
		14	Justin Fields	1'	FG	31	George Pickens	4	FG				
		15	Najee Harris	2'	FG								
		18	Justin Fields	2	Punt								
		26	Najee Harris	3'	TD								
		36t	Najee Harris	3'	TD								
		10	Justin Fields	4	Punt								
10/20	N.Y. Jets	18	Najee Harris	1	FG	44	George Pickens	2	FG	41	Beanie Bishop Jr. (INT)	3	INT
		10	Jaylen Warren	3	FG	30	Pat Freiermuth	2	Punt				
		34	Najee Harris	4	TD	37	George Pickens	3'	FG				
		10t	Najee Harris	4	TD	21	Pat Freiermuth	3'	FG				
						36	Calvin Austin III	4	TD				
10/28	N.Y. Giants	10	Najee Harris	1'	FG	29	Darnell Washington	1	FG	73t	Calvin Austin III (PR)	3	Punt
		10	Najee Harris	1'	FG	36	Van Jefferson	3'	TD				
		17	Jaylen Warren	1'	FG	29t	Calvin Austin III	4'	TD				
		26	Najee Harris	1	FG	43	George Pickens	4	FG				
		14	Najee Harris	2	FG								
		18	Jaylen Warren	2	Punt								
11/10	at Washington	12	Jaylen Warren	1	TD	26	Jaylen Warren	3'	TD	35	Jaylen Warren (KR)	2	Punt
		11	Najee Harris	3	TD	34	George Pickens	3'	TD				
		10	Jaylen Warren	4	Fumble	24	George Pickens	4	Fumble				
						32t	Mike Williams	4	TD				
11/17	Baltimore	11	Najee Harris	1	FG	20	Najee Harris	2	FG				
		11	Najee Harris	2	FG	37	George Pickens	3	FG				
		13	Najee Harris	4	INT	25	Darnell Washington	4	INT				
11/21	at Cleveland	15	Jaylen Warren	1	Miss FG	22	Pat Freiermuth	1	Miss FG				
		11	Najee Harris	1	Downs	31	George Pickens	1	Downs				
		10	Russell Wilson	3	FG	46	Calvin Austin III	2	FG				
		30	Justin Fields	4	TD	35	Van Jefferson	3	FG				
						23t	Calvin Austin III	4	TD				
12/01	at Cincinnati	12	Cordarrelle Patterson	1	TD	25	Najee Harris	1	TD				
		10t	Najee Harris	2	TD	21	George Pickens	1'	TD				
		20	Najee Harris	3	TD	23t	Calvin Austin III	2'	TD				
						20	Cordarrelle Patterson	2	TD				
						29	Jaylen Warren	2	FG				
						36	George Pickens	3	Miss FG				
						23	Ben Skowronek	3'	TD				
						25t	Pat Freiermuth	3'	TD				
						43	Van Jefferson	4	FG				
12/08	Cleveland	20	Najee Harris	1	FG	21	Pat Freiermuth	3'	TD				
		12	Jaylen Warren	2	FG	22	Mike Williams	3'	TD				
		14	Jaylen Warren	3	TD	20t	Pat Freiermuth	3'	TD				
						21	Scotty Miller	4	Fumble				
12/15	at Philadelphia					31	Calvin Austin III	3	Fumble	33	Cordarrelle Patterson (KR)	1	Punt
12/21	at Baltimore									32	Cordarrelle Patterson (KR)	1	Punt
		11	Najee Harris	2'	Fumble	21	Van Jefferson	1	TD	34	Jaylen Warren (KR)	3	Downs
		19	Russell Wilson	2'	Fumble	44	Calvin Austin III	3	TD				
12/25	Kansas City	11	Jaylen Warren	4	Punt								
		10	Najee Harris	1	Punt	41	George Pickens	1	INT				
		22	Jaylen Warren	1	INT	21	Jaylen Warren	3	FG				
		11	Jaylen Warren	2	TD								
		12	Russell Wilson	2	Punt								
		12	Jaylen Warren	2	Half								
		15	Russell Wilson	3	FG								
		14	Russell Wilson	4	Downs								
		13	Najee Harris	4'	Game								
		20	Najee Harris	4	Game								
01/04	Cincinnati	10	Najee Harris	1'	TD	25	Mike Williams	1	TD	31	Jaylen Warren (KR)	4	TD
		11	Najee Harris	2'	TD								
		12	Russell Wilson	4	TD								

* - result within the same drive

		RUSHES				RECEPTIONS				RETURNS			
DATE	OPPONENT	GAIN	PLAYER	QTR	RESULT	GAIN	PLAYER	QTR	RESULT	GAIN	PLAYER	QTR	RESULT
09/08	at Atlanta	13	Tyler Allgeier	1	FG	20	Ray-Ray McCloud III	2	TD				
		10	Bijan Robinson	3	Fumble								
		13	Bijan Robinson	4	INT								
09/15	at Denver	16	Tyler Badie	2'	Downs	26	Courtland Sutton	3'	INT				
		13	Bo Nix	2	Downs	49	Josh Reynolds	3'	INT				
						22	Josh Reynolds	4	FG				
09/22	L.A. Chargers	13	J.K. Dobbins	1	TD	27t	Quentin Johnston	1	TD				
09/29	at Indianapolis	14	Jonathan Taylor	1	TD	32	Michael Pittman Jr.	1	TD				
		14	Anthony Richardson	1'	TD	28	Michael Pittman Jr.	1	TD				
		13	Jonathan Taylor	1'	TD	22	Michael Pittman Jr.	2	Punt				
		10	Adonai Mitchell	2	FG	25	Josh Downs	3	TD				
		21	Jonathan Taylor	4	FG								
10/06	Dallas	12	Rico Dowdle	1	Fumble	27	CeeDee Lamb	1	Fumble	38	KaVontae Turpin (KR)	1	FG
		13	Rico Dowdle	3	TD	27	Jake Ferguson	2	FG				
		13	Rico Dowdle	4	INT	48	Jalen Tolbert	2	INT				
						34	KaVontae Turpin	3	Blocked FG, Downs				
						22t	Rico Dowdle	4	TD				
10/13	at Las Vegas	10	Ameer Abdullah	4	Fumble	30	DJ Turner	3	Fumble	31	Ameer Abdullah (KR)	2	Punt
10/20	N.Y. Jets	13t	Breece Hall	1	TD	57	Breece Hall	2	TD				
		13t	Breece Hall	3	Miss FG	20	Allen Lazard	2	INT				
		12	Isaiah Davis	4	Game	27	Garrett Wilson	4	Downs				
10/28	N.Y. Giants	10	Tyrone Tracy Jr.	1	FG	43	Darius Slayton	1	FG	47	Ihmir Smith-Marsette (KR)	4	TD
		26	Tyrone Tracy Jr.	3	Punt	36	Darius Slayton	2	FG				
		45t	Tyrone Tracy Jr.	4	TD	25	Theo Johnson	4	INT				
		17	Tyrone Tracy Jr.	4	FG								
11/10	at Washington	10	Austin Ekeler	2	FG	23	Luke McCaffrey	2	TD	39	Austin Ekeler (KR)	3	Punt
						54	Terry McLaurin	3	TD	30	Austin Ekeler (KR)	4	Downs
11/17	Baltimore	15	Lamar Jackson	1	Miss FG	42	Isaiah Likely	1	Miss FG	30	Justice Hill (KR)	1	Punt
		31	Derrick Henry	2	TD	23	Zay Flowers	2	Punt				
		25	Lamar Jackson	4	INT	22	Justice Hill	4	TD				
11/21	at Cleveland					24	Cedric Tillman	3	Fumble				
						29	Blake Whiteheart	3	TD				
						26	Jerry Jeudy	3	INT				
12/01	at Cincinnati	13	Chase Brown	1'	TD	31	Tee Higgins	3'	FG	51t	Cam Taylor-Britt (INT)	1	INT
		40	Chase Brown	1'	TD	20	Mike Gesicki	3'	FG	38	Jermaine Burton (KR)	2	Fumble
		14	Khalil Herbert	2	TD	20	Chase Brown	4	TD	34	Jermaine Burton (KR)	4	TD
12/08	Cleveland	11	Jameis Winston	2	Miss FG	20	Elijah Moore	1'	TD	56	Jerome Ford (KR)	3	Miss FG
		19	Nick Chubb	3	Punt	35t	Jerry Jeudy	1'	TD				
		10	Jameis Winston	4	TD								
12/15	at Philadelphia	22	Saquon Barkley	1	TD	22	Grant Calcaterra	1'	FG	31	Kenneth Gainwell (KR)	2	Punt
		23	Jalen Hurts	3	TD	21	DeVonta Smith	1'	FG	32	Kenneth Gainwell (KR)	2	Half
						20	A.J. Brown	1	TD				
						20	DeVonta Smith	3	FG				
						21	A.J. Brown	4'	Game				
12/21	at Baltimore	14	Derrick Henry	1	Punt	49	DeVonta Smith	4	Game				
		11	Derrick Henry	1'	TD		Zay Flowers	4	FG	37t	Marlon Humphrey (INT)	4	INT
		13	Derrick Henry	1'	TD								
		25	Derrick Henry	2	TD								
		12	Derrick Henry	2	FG								
		11	Derrick Henry	3	Punt								
		44	Derrick Henry	4	INT								
		13	Derrick Henry	4	FG								
12/25	Kansas City	12	Patrick Mahomes	1	TD	49	Justin Watson	1	TD	31	Nikko Remigio (KR)	3	FG
						21	Xavier Worthy	3	FG				
01/04	Cincinnati					20	Travis Kelce	4	TD				
										39	Isaiah Williams (KR)	2	Downs
										43	Isaiah Williams (KR)	4	Punt

* - result within the same drive

DATE	OPPONENT	QTR	RETURN	STEELERS PLAYER	YDS.	DOWN	RESULT	QTR	RETURN	OPP. PLAYER	YDS.	DOWN	RESULT
09/08	at Atlanta	2	Punt	Calvin Austin III	13	PIT 22	Punt	3	Punt	Avery Williams	28	ATL 49	Fumble
		3	Punt	Calvin Austin III	12	PIT 32	Field Goal						
		4	Punt	Calvin Austin III	16	PIT 38	Punt						
		4	INT	Donte Jackson	49	ATL 18	Field Goal						
09/15	at Denver	1	Punt	Calvin Austin III	14	PIT 24	Punt			NONE			
		3	Punt	Calvin Austin III	11	PIT 19	Punt						
09/22	L.A. Chargers	1	Punt	Calvin Austin III	13	PIT 24	Punt			NONE			
09/29	at Indianapolis	3	Punt	Calvin Austin III	30	IND 33	Fumble			NONE			
10/06	Dallas	4	KO	Aaron Shampklin	32	DAL 14	Interception	1	KO	KaVontae Turpin	38	DAL 35	Field Goal
10/13	at Las Vegas	4	FUM	DeShon Elliott	10	PIT 11	Punt	2	KO	Ameer Abdullah	31	PIT 20	Punt
		4	INT	Donte Jackson	24	LV 7	Touchdown						
10/20	N.Y. Jets	3	INT	Beanie Bishop Jr.	41	NYJ 1	Touchdown			NONE			
10/28	N.Y. Giants	3	Punt	Calvin Austin III	73T	PIT 35	Punt	4	KO	Ihmir Smith-Marsette	47	NYG 35	Field Goal
11/10	at Washington	2	KO	Jaylen Warren	35	WAS 6	Touchdown	1	KO	Austin Ekeler	39	50	Punt
		4	Punt	Calvin Austin III	17	WAS 46	Touchdown	4	KO	Austin Ekeler	30	PIT 42	End Game
11/17	Baltimore			NONE				1	KO	Justice Hill	30	PIT 20	Punt
11/21	at Cleveland			NONE						NONE			
12/01	at Cincinnati	4	FUM	Payton Wilson	21T	PIT 35	Touchdown	1	INT	Cam Taylor-Britt	51T	CIN 35	Touchdown
								2	KO	Jermaine Burton	38	PIT 39	Field Goal
								4	KO	Jermaine Burton	34	CIN 35	End Game
12/08	Cleveland	1	Punt	Calvin Austin III	11	CLE 36	Field Goal	1	Punt	Kadarius Toney	14	CLE 17	Punt
								1	Punt	Kadarius Toney	11	CLE 38	Punt
								2	Punt	Kadarius Toney	19	CLE 47	Interception
								3	KO	Jerome Ford	56	PIT 33	Touchdown
12/15	at Philadelphia	1	KO	Cordarrelle Patterson	33	PHI 30	Field Goal	2	Punt	Cooper DeJean	23	PIT 45	Touchdown
		1	KO	Cordarrelle Patterson	32	PHI 21	Fumble	2	KO	Kenneth Gainwell	31	PHI 45	Field Goal
								3	KO	Kenneth Gainwell	32	PIT 35	Field Goal
12/21	at Baltimore	4	KO	Jaylen Warren	34	BAL 45	Interception	1	Punt	Desmond King II	16	PIT 41	Touchdown
		4	INT	Minkah Fitzpatrick	25	PIT 33	Interception	4	INT	Marlon Humphrey	37T	BAL 35	Punt
12/25	Kansas City	1	Punt	Calvin Austin III	14	PIT 28	Touchdown	1	Punt	Nikko Remigio	25	PIT 42	Touchdown
								1	KO	Nikko Remigio	31	50	Field Goal
01/04	Cincinnati	4	KO	Jaylen Warren	31	PIT 35	Punt	2	KO	Isaiah Williams	39	PIT 38	Punt
								3	Punt	Isaiah Williams	18	CIN 36	Field Goal
								4	KO	Isaiah Williams	43	PIT 24	Downs
TOTALS		23	- 591 (25.7), 2 TDS					24	- 761 (31.7), 2 TDS				

WEEK 1: STEELERS 18, FALCONS 10														SEPTEMBER 8, 2024													
STEELERS														FALCONS													
#	RECD	LOST	POSS	OBTAINED	BEGAN	PLAYS	YDS	PEN	NET	1ST	ENDED	GIVEN UP		#	RECD	LOST	POSS	OBTAINED	BEGAN	PLAYS	YDS	PEN	NET	1ST	ENDED	GIVEN UP	
1	09:06	04:37	4:29	Kickoff	PIT 30	10	31	0	31	2	ATL 39	Field Goal		1	15:00	09:06	5:54	Kickoff	ATL 30	12	59	5	64	4	PIT 6	Field Goal	
2	04:02	12:54	6:08	Interception	PIT 49	9	18	0	18	2	ATL 33	Field Goal		2	04:37	04:02	0:35	Kickoff	ATL 30	2	9	0	9	0	ATL 39	Interception	
3	08:58	03:50	5:08	Punt	PIT 22	8	38	-15	23	2	PIT 45	Punt		3	12:54	08:58	3:56	Kickoff	Punt	ATL 28	7	22	0	22	2	Punt	
4	00:32	00:00	0:32	Kickoff	PIT 30	4	45	0	45	2	ATL 25	Field Goal		4	03:50	00:32	3:18	Punt	ATL 10	9	85	5	90	6	PIT 12	Touchdown	
5	15:00	12:56	2:04	Kickoff	PIT 30	3	-9	0	-9	0	PIT 21	Punt		5	12:56	12:59	2:27	Punt	ATL 49	5	13	0	13	1	PIT 32	Fumble	
6	10:29	07:45	2:44	Fumble	PIT 38	9	19	5	24	2	ATL 38	Field Goal		6	07:45	03:49	3:56	Kickoff	ATL 30	5	5	-5	0	0	ATL 30	Punt	
7	03:49	00:25	3:24	Punt	PIT 32	5	56	-10	46	1	ATL 22	Field Goal		7	00:25	14:17	1:08	Kickoff	ATL 30	3	5	-10	-5	0	ATL 25	Punt	
8	14:17	07:09	7:08	Punt	PIT 22	13	72	0	72	4	ATL 6	Downs		8	07:09	05:13	1:56	Downs	ATL 6	3	11	-4	7	0	ATL 13	Punt	
9	05:13	03:20	1:53	Punt	PIT 38	3	-11	-10	-21	0	PIT 17	Punt		9	03:20	02:34	0:46	Punt	ATL 40	2	13	0	13	1	PIT 47	Interception	
10	02:34	00:28	2:06	Interception	ATL 18	7	11	0	11	1	ATL 7	Field Goal		10	00:28	00:00	0:28	Kickoff	ATL 30	3	-2	0	-2	0	ATL 37	End Game	

WEEK 2: STEELERS 13, BRONCOS 6														SEPTEMBER 15, 2024													
STEELERS														BRONCOS													
#	RECD	LOST	POSS	OBTAINED	BEGAN	PLAYS	YDS	PEN	NET	1ST	ENDED	GIVEN UP		#	RECD	LOST	POSS	OBTAINED	BEGAN	PLAYS	YDS	PEN	NET	1ST	ENDED	GIVEN UP	
1	12:59	11:31	1:28	Punt	PIT 24	3	8	0	8	0	PIT 32	Punt		1	15:00	12:51	2:01	Kickoff	DEN 30	3	7	0	7	0	DEN 37	Punt	
2	09:30	01:56	7:34	Punt	PIT 22	12	73	5	78	6	DEN 5	Touchdown		2	11:31	09:30	2:01	Punt	DEN 15	3	1	0	1	0	DEN 16	Punt	
3	13:58	07:04	6:54	Punt	PIT 11	11	73	-25	48	4	PIT 49	Punt		3	01:56	13:58	2:58	Kickoff	Punt		18	0	18	1	DEN 48	Punt	
4	02:28	00:00	2:28	Downs	PIT 39	7	35	-22	57	3	DEN 4	Field Goal		4	07:04	02:28	4:36	Punt	DEN 20	8	36	5	41	2	PIT 39	Downs	
5	15:00	12:44	2:16	Kickoff	PIT 30	5	12	0	12	1	PIT 42	Punt		5	12:44	10:08	2:36	Punt	DEN 20	3	10	-5	5	0	DEN 25	Punt	
6	10:08	08:54	1:14	Punt	PIT 24	3	2	0	2	0	PIT 26	Punt		6	08:54	06:10	2:44	Punt	DEN 15	6	79	0	79	2	PIT 6	Interception	
7	06:10	04:16	1:54	Interception	PIT 20	4	8	37	45	1	DEN 35	Field Goal		7	04:16	02:59	1:17	Kickoff	DEN 30	3	4	0	4	0	DEN 34	Punt	
8	02:59	01:15	1:44	Punt	PIT 19	4	8	-10	-2	0	PIT 17	Punt		8	01:15	10:42	5:33	Punt	DEN 30	12	59	-5	54	3	PIT 16	Field Goal	
9	10:42	08:43	1:59	Kickoff	PIT 14	3	14	-8	6	0	PIT 20	Punt		9	08:43	07:48	0:55	Punt	DEN 31	3	5	-3	2	0	DEN 33	Punt	
10	07:48	04:45	3:03	Punt	PIT 19	5	10	15	25	1	PIT 44	Punt		10	04:45	01:54	2:51	Punt	DEN 20	9	69	0	69	4	PIT 11	Field Goal	
11	01:54	00:09	1:45	Kickoff	PIT 30	3	6	0	6	0	PIT 36	Punt		11	00:09	00:00	0:09	Punt	DEN 19	2	15	0	15	1	DEN 34	Interception	

WEEK 3: STEELERS 20, CHARGERS 10														SEPTEMBER 22, 2024													
STEELERS														CHARGERS													
#	RECD	LOST	POSS	OBTAINED	BEGAN	PLAYS	YDS	PEN	NET	1ST	ENDED	GIVEN UP		#	RECD	LOST	POSS	OBTAINED	BEGAN	PLAYS	YDS	PEN	NET	1ST	ENDED	GIVEN UP	
1	12:30	10:39	1:51	Punt	PIT 21	3	3	0	3	0	PIT 24	Punt		1	15:00	12:30	2:30	Kickoff	LAC 30	3	7	-5	2	0	LAC 32	Punt	
2	07:48	05:34	2:14	Punt	PIT 24	3	-8	0	-8	0	PIT 16	Punt		2	10:39	07:48	2:51	Punt	LAC 24	3	12	-10	2	0	LAC 26	Punt	
3	02:46	10:17	7:29	Kickoff	PIT 30	13	70	0	70	5	LAC 5	Touchdown		3	05:34	02:46	2:48	Punt	LAC 41	5	59	0	59	3	PIT 27	Touchdown	
4	03:13	01:50	1:23	Kickoff	PIT 30	3	6	0	6	0	PIT 36	Punt		4	10:17	03:13	7:04	Kickoff	Punt	LAC 30	12	60	0	60	4	PIT 10	Field Goal
5	00:44	00:01	0:43	Punt	PIT 14	6	42	0	42	1	LAC 44	Missed FG		5	01:50	00:44	1:06	Punt	LAC 8	7	32	0	32	2	LAC 40	Punt	
6	15:00	09:05	5:55	Kickoff	PIT 30	12	40	10	50	3	LAC 20	Field Goal		6	00:01	00:00	0:01	Missed FG	PIT 48	1	0	0	0	0	PIT 48	End Half	
7	08:01	07:53	0:08	Punt	LAC 41	1	0	0	0	0	LAC 41	Interception		7	09:05	08:01	1:04	Kickoff	LAC 12	3	-5	0	-5	0	LAC 7	Punt	
8	05:40	04:14	6:26	Punt	PIT 15	12	44	29	73	4	LAC 12	Field Goal		8	07:53	05:40	2:13	Kickoff	Interception	LAC 34	3	-4	0	-4	0	LAC 30	Punt
9	09:45	07:02	2:43	Punt	PIT 16	5	84	0	84	3	PIT 45	Punt		9	14:14	09:45	4:29	Kickoff	LAC 20	6	18	5	23	1	LAC 43	Punt	
10	04:59	00:00	4:59	Punt	PIT 32	10	65	0	65	4	LAC 2	Touchdown End Game		10	07:02	04:59	2:03	Kickoff	LAC 30	3	-14	0	-14	0	LAC 16	Punt	

WEEK 4: STEELERS 24, COLTS 27														SEPTEMBER 29, 2024													
STEELERS														COLTS													
#	RECD	LOST	POSS	OBTAINED	BEGAN	PLAYS	YDS	PEN	NET	1ST	ENDED	GIVEN UP		#	RECD	LOST	POSS	OBTAINED	BEGAN	PLAYS	YDS	PEN	NET	1ST	ENDED	GIVEN UP	
1	12:01	07:19	4:42	Kickoff	PIT 30	8	29	0	29	2	IND 41	Punt		1	15:00	12:01	2:59	Kickoff	IND 30	8	70	0	70	4	PIT 2	Touchdown	
2	02:34	00:28	2:06	Kickoff	PIT 30	4	9	0	9	0	PIT 39	Downs		2	07:19	02:34	4:45	Kickoff	IND 14	9	86	0	86	6	PIT 4	Touchdown	
3	12:31	10:58	1:13	Kickoff	PIT 30	3	7	0	7	0	PIT 37	Punt		3	00:28	12:31	2:57	Downs	PIT 39	9	25	0	25	2	PIT 14	Field Goal	
4	08:14	03:04	5:10	Punt	PIT 4	9	91	0	91	5	IND 15	Fumble		4	10:58	08:14	2:44	Punt	IND 28	4	29	0	29	1	PIT 43	Punt	
5	01:14	00:00	1:14	Punt	PIT 25	8	44	0	44	2	IND 31	Field Goal		5	03:04	01:14	1:50	Fumble	IND 3	6	33	5	38	2	IND 41	Punt	
6	15:00	10:25	4:35	Kickoff	PIT 30	6	22	0	22	1	IND 48	Punt		6	10:25	08:46	1:39	Punt	IND 12	3	9	0	9	0	IND 21	Punt	
7	08:46	07:48	0:58	Punt	IND 33	3	-22	0	-22	0	IND 33	Fumble		7	07:48	05:49	1:59	Punt	PIT 42	4	6	0	6	0	PIT 36	Missed FG	
8	05:49	02:53	2:56	Missed FG	PIT 44	6	61	-5	56	3	IND 5	Touchdown		8	02:53	14:43	3:10	Kickoff	IND 30	10	55	15	70	4	PIT 15	Touchdown	
9	14:43	11:23	3:20	Kickoff	PIT 30	8	57	13	70	5	IND 2	Touchdown		9	11:23	06:03	5:20	Kickoff	IND 30	10	54	0	54	3	PIT 16	Field Goal	
10	06:03	03:40	2:23	Kickoff	PIT 30	7	70	0	70	3	IND 8	Touchdown		10	03:40	02:39	1:01	Kickoff	IND 30	3	-5	0	-5	0	IND 25	Punt	
11	02:39	00:29	2:10	Punt	PIT 17	7	24	0	24	2	PIT 41	Downs		11	00:29	00:00	0:29	Downs	PIT 41	1	-1	0	-1	0	PIT 41	End Game	

WEEK 5: STEELERS 17, COWBOYS 20														OCTOBER 6, 2024													
STEELERS														COWBOYS													
#	RECD	LOST	POSS	OBTAINED	BEGAN	PLAYS	YDS	PEN	NET	1ST	ENDED	GIVEN UP		#	RECD	LOST	POSS	OBTAINED	BEGAN	PLAYS	YDS	PEN	NET	1ST	ENDED	GIVEN UP	
1	12:35	07:33	5:02	Kickoff	PIT 25	11	47	5	52	3	DAL 23	Field Goal		1	15:00	12:35	2:25	Kickoff	DAL 43	6	21	0	21	1	PIT 36	Field Goal	
2	06:32	04:41	1:51	Punt	PIT 26	5	-3	5	2	2	PIT 28	Punt		2	07:33	06:32	1:01	Kickoff	DAL 30	3	14	-15	-1	0	DAL 29	Punt	
3	15:00	12:20	2:40	Fumble	PIT 20	3	10	-10	0	0	PIT 20	Punt		3	04:41	00:00	4:41	Punt	DAL 24	9	56	0	56	3	PIT 11	Fumble	
4	08:51	03:05	5:46	Kickoff	PIT 30	9	26	-5	21	2	DAL 49	Punt		4	12:20	08:51	3:29	Punt	DAL 34	8	41	10	51	2	PIT 15	Field Goal	
5	00:52	00:00	0:52	Interception	PIT 22	3	9	0	9	0	PIT 6	End Half		5	03:05	00:52	2:13	Punt	DAL 15	7	70	0	70	2	PIT 10	Interception	
6	15:00	11:50	3:10	Kickoff	PIT 28	6	57	15	72	4	DAL 16	Touchdown		6	11:50	08:44	3:06	Kickoff	DAL 30	8	50	0	50	2	PIT 20	Blocked FG, Downs	
7	08:44	07:23	1:21	Blocked FG, Downs	PIT 27	4	26	0	26	1	DAL 47	Punt		7	07:23	03:51	8:32	Punt	DAL 10	16	95	-5	90	7	PIT 22	Touchdown	
8	13:51	12:54	0:57	Kickoff	PIT 34	3	5	0	5	0	PIT 39	Punt		8	12:54	10:28	2:26	Punt	DAL 14	6	28	-15	13	2	DAL 27	Interception	
9	10:28	04:56	5:32	Interception	PIT 37	12	56	7	63	5	DAL 6	Touchdown		9	04:56	00:20	4:36	Punt	DAL 30	15	70	0	70	6	PIT 4	Touchdown	
10	00:20	00:00	0:20	Kickoff	PIT 21	2	-7	0	-7	0	PIT 21	Fumble															

WEEK 6: STEELERS 32, RAIDERS 13													OCTOBER 13, 2024												
STEELERS													RAIDERS												
#	RECD	LOS	POSS	OBTAINED	BEGAN	PLAYS	YDS	PEN	NET	1ST	ENDED	GIVEN UP	#	RECD	LOS	POSS	OBTAINED	BEGAN	PLAYS	YDS	PEN	NET	1ST	ENDED	GIVEN UP
1	15:00	10:19	4:41	Kickoff	PIT 29	3	37	0	37	3	LV 34	Field Goal	1	10:19	04:24	5:55	Kickoff	LV 30	10	70	0	70	6	PIT 31	Touchdown
2	04:24	02:48	1:36	Kickoff	PIT 30	3	3	-2	-2	0	PIT 28	Punt	2	04:24	02:11	1:36	Punt	LV 25	3	6	0	6	0	PIT 3	Punt
3	01:12	12:12	4:00	Punt	PIT 26	10	53	-10	43	3	LV 31	Field Goal	3	12:12	10:23	1:49	Kickoff	LV 30	3	9	0	9	0	LV 39	Punt
4	10:23	04:37	5:46	Punt	PIT 20	8	41	-25	16	2	PIT 36	Punt	4	04:37	02:32	2:05	Punt	LV 16	4	14	0	14	1	LV 30	Fumble
5	02:32	00:34	1:58	Fumble	LV 30	6	18	12	30	2	LV 3	Touchdown	5	00:34	00:00	0:34	Kickoff	LV 30	5	18	0	18	1	LV 48	Downs
6	10:58	09:20	1:38	Blocked Punt, Downs	LV 9	4	-5	-5	-10	0	LV 19	Field Goal	6	10:50	10:58	0:42	Kickoff	LV 30	6	14	-10	4	1	LV 34	Blocked Punt, Downs
7	07:40	04:21	3:19	Punt	PIT 20	7	65	15	80	3	LV 36	Touchdown	7	09:20	07:40	1:40	Kickoff	LV 30	3	4	0	4	0	LV 34	Punt
8	14:21	09:16	5:05	Fumble	PIT 11	8	38	-5	33	2	PIT 44	Punt	8	04:21	14:21	5:00	Kickoff	LV 30	9	74	-5	69	3	PIT 1	Fumble
9	08:21	08:16	0:05	Interception	LV 7	1	7	0	7	1	PV 7	Touchdown	9	09:16	08:21	0:55	Punt	LV 13	3	-9	0	-9	0	LV 4	Interception
10	04:54	03:55	0:59	Kickoff	LV 36	6	18	0	18	1	LV 18	Field Goal	10	08:16	04:54	3:22	Kickoff	LV 30	10	70	0	70	4	PIT 9	Touchdown
11	02:44	00:00	2:44	Downs	LV 35	4	9	0	9	1	LV 25	End Game	11	03:55	02:44	1:11	Kickoff	LV 30	4	5	0	5	0	LV 35	Downs

WEEK 7: STEELERS 37, JETS 15													OCTOBER 20, 2024												
STEELERS													JETS												
#	REC	LOS	POSS	OBTAINED	BEGAN	PLAYS	YDS	PEN	NET	1ST	ENDED	GIVEN UP	#	REC	LOS	POSS	OBTAINED	BEGAN	PLAYS	YDS	PEN	NET	1ST	ENDED	GIVEN UP
1	15:00	11:33	3:27	Kickoff	PIT 30	7	42	0	42	2	NYJ 28	Field Goal	1	11:33	09:43	1:50	Kickoff	NYJ 22	3	-5	0	-5	0	NYJ 17	Punt
2	09:43	08:08	1:35	Punt	PIT 36	3	9	0	9	0	PIT 45	Punt	2	08:08	02:27	5:41	Punt	NYJ 18	9	67	15	82	6	PIT 13	Touchdown
3	02:27	01:38	0:49	Kickoff	PIT 30	3	-2	0	-2	0	PIT 28	Punt	3	01:38	00:37	1:01	Punt	NYJ 21	3	-1	0	-1	0	NYJ 20	Punt
4	00:37	14:45	0:52	Punt	PIT 34	3	2	0	2	0	PIT 36	Punt	4	14:45	12:45	2:00	Punt	NYJ 13	3	15	-6	9	0	NYJ 22	Punt
5	12:45	08:20	4:25	Punt	PIT 31	9	68	-10	58	2	NYJ 41	Field Goal	5	08:20	05:29	2:51	Kickoff	NYJ 28	6	72	0	72	3	PIT 1	Touchdown
6	05:29	03:10	2:19	Kickoff	PIT 30	4	38	-10	28	1	NYJ 42	Punt	6	03:10	01:15	1:55	Punt	NYJ 7	4	29	0	29	1	NYJ 36	Interception
7	01:15	00:27	0:48	Interception	PIT 46	4	25	29	54	3	NYJ 11	Field Goal	7	00:27	00:01	0:27	Kickoff	NYJ 22	1	-4	0	-4	0	NYJ 22	End Half
8	12:41	07:49	4:52	Punt	PIT 21	11	76	0	76	3	NYJ 3	Touchdown	8	12:07	12:00	0:19	Kickoff	NYJ 30	4	26	-5	-1	21	PIT 49	Punt
9	07:22	10:15	0:27	Interception	NYJ 1	1	1	0	1	1	NYJ 1	Touchdown	9	07:49	07:22	0:27	Kickoff	NYJ 23	2	0	0	0	0	NYJ 23	Interception
10	02:37	12:09	5:28	Missed FG	PIT 25	11	75	0	75	5	NYJ 4	Touchdown	10	07:15	02:37	4:38	Kickoff	NYJ 26	11	57	0	57	3	PIT 17	Missed FG
11	07:53	00:26	7:27	Downs	PIT 25	13	75	0	75	4	NYJ 10	Touchdown	11	12:09	07:53	4:16	Kickoff	NYJ 30	9	55	-10	42	2	PIT 25	Downs
													12	00:26	00:00	0:26	Kickoff	NYJ 30	1	12	0	12	1	NYJ 30	End Game

WEEK 8: STEELERS 26, GIANTS 18													OCTOBER 28, 2024												
@ NYG													@ NYG												
#	RECD	LOST	POSS	OBTAINED	BEGAN	PLAYS	YDS	PEN	NET	1ST	ENDED	GIVEN UP	#	RECD	LOST	POSS	OBTAINED	BEGAN	PLAYS	YDS	PEN	NET	1ST	ENDED	GIVEN UP
1	15:00	10:10	4:14	Kickoff	PIT 30	10	72	-15	57	4	NYG 13	Field Goal	1	10:10	05:19	5:00	Kickoff	NYG 30	8	64	-15	49	2	PIT 11	Field Goal
2	05:19	03:05	2:41	Kickoff	PIT 30	7	63	0	63	2	NYG 13	Field Goal	2	03:05	12:39	5:26	Kickoff	NYG 34	12	55	-10	45	3	PIT 21	Field Goal
3	12:39	08:12	4:24	Kickoff	PIT 30	12	65	0	61	4	NYG 13	Field Goal	3	08:12	06:45	1:27	Kickoff	NYG 30	3	7	0	0	0	NYG 37	Punt
4	06:45	04:52	1:53	Punt	PIT 18	25	0	25	2	PIT 43	Punt	4	01:53	00:21	1:32	Punt	NYG 17	8	57	0	57	2	PIT 26	Field Goal	
5	00:21	00:20	0:21	Kickoff	PIT 30	3	17	0	17	1	PIT 43	End Half	5	10:00	10:02	4:58	Kickoff	NYG 30	8	27	0	27	2	PIT 43	Punt
6	10:02	07:35	2:27	Punt	PIT 16	3	10	-5	5	0	PIT 21	Punt	6	07:35	04:38	2:57	Punt	NYG 36	3	0	0	0	0	NYG 39	Punt
7	02:28	13:16	4:12	Punt	PIT 20	9	95	-15	80	3	NYG 29	Touchdown	7	04:38	02:28	2:29	Kickoff	NYG 36	3	9	0	9	0	NYG 34	Punt
8	13:17	07:18	5:59	Kickoff	PIT 30	2	61	0	61	0	NYG 13	Field Goal	8	07:18	05:29	2:09	Kickoff	NYG 45	65	-10	55	0	NYG 39	Touchdown	
9	05:06	04:34	0:32	Kickoff	PIT 30	9	4	0	4	0	PIT 34	Fumble	9	04:35	05:06	2:09	Kickoff	NYG 30	8	40	-10	30	2	PIT 30	Field Goal
10	02:59	01:53	1:06	Fumble	PIT 28	5	19	10	29	2	NYG 43	Punt	10	04:34	02:59	1:35	Fumble	PIT 37	5	9	0	9	1	PIT 19	Fumble
11	01:34	00:00	0:34	Interception	PIT 34	1	-1	0	-1	0	PIT 34	End Game	11	01:53	00:34	1:19	Punt	NYG 7	8	58	0	58	3	PIT 35	Interception

[illegible]

WEEK 11: STEELERS 18, RAVENS 10													NOVEMBER 17, 2024												
STEELERS													RAVENS												
#	RECD	LOST	POSS	OBTAINED	BEGAN	PLAYS	YDS	PEN	NET	1ST	ENDED	GIVEN UP	#	RECD	LOST	POSS	OBTAINED	BEGAN	PLAYS	YDS	PEN	NET	1ST	ENDED	GIVEN UP
1	14:11	10:40	3:31	Fumble	BAL 42	8	28	0	28	2	BAL 14	Field Goal	2	15:00	14:11	0:49	Kickoff	BAL 30	2	7	0	0	0	BAL 30	Fumble
2	06:39	06:48	1:51	Punt	PIT 20	3	4	0	4	0	PIT 24	Punt	1	10:50	08:39	2:01	Kickoff	BAL 30	3	10	10	0	0	BAL 30	Fumble
3	12:21	07:39	4:52	Punt	PIT 16	10	50	0	50	3	PIT 46	Missed FG	3	14:37	12:21	2:17	Punt	BAL 25	3	46	0	0	0	BAL 25	Missed FG
4	01:38	14:48	1:50	Missed FG	PIT 40	3	10	0	10	0	PIT 30	Punt	4	03:07	01:38	1:29	Downs	PIT 46	6	14	0	14	0	PIT 32	Missed FG
5	12:31	07:39	4:52	Punt	PIT 16	10	50	0	50	3	BAL 34	Field Goal	5	14:43	12:31	2:17	Punt	BAL 17	5	30	0	30	0	BAL 17	Fumble
6	06:09	05:07	1:02	Punt	PIT 31	3	-2	0	-2	0	PIT 29	Punt	6	07:39	06:09	1:30	Kickoff	BAL 30	3	14	-15	-1	0	BAL 29	Punt
7	01:16	00:38	0:38	Kickoff	PIT 30	3	9	0	9	0	PIT 39	Punt	7	05:07	01:16	3:51	Punt	BAL 20	6	75	5	80	5	PIT 1	Touchdown
8	00:29	00:07	0:22	Fumble	BAL 19	4	5	0	5	1	BAL 14	Field Goal	8	00:38	00:29	0:09	Punt	BAL 9	1	4	0	4	0	BAL 9	Fumble
9	15:00	10:46	4:14	Kickoff	PIT 30	8	26	5	31	2	BAL 39	Field Goal	9	00:07	00:00	0:07	Punt	BAL 30	1	-1	0	-1	0	BAL 30	End Half
10	06:12	00:56	5:16	Kickoff	PIT 30	10	81	-20	61	3	BAL 9	Field Goal	10	10:46	06:12	4:34	Kickoff	BAL 30	11	29	5	34	3	PIT 36	Field Goal
11	11:421	09:23	4:58	Punt	PIT 32	10	63	0	63	4	BAL 9	Interception	11	00:56	14:21	1:35	Kickoff	BAL 14	3	2	-5	-3	0	BAL 11	Punt
12	08:14	03:35	4:39	Interception	PIT 36	9	32	0	32	2	BAL 32	Field Goal	12	09:23	08:14	1:09	Interception	BAL 20	2	25	-5	-20	1	BAL 40	Interception
13	01:06	00:00	1:06	Kickoff	PIT 30	5	8	0	8	1	PIT 39	End Game	13	03:35	01:06	2:29	Kickoff	BAL 31	9	74	-5	69	4	PIT 16	Touchdown

WEEK 12: STEELERS 19, BROWNS 24													NOVEMBER 21, 2024												
STEELERS													BROWNS												
#	RECD	LOST	POSS	OBTAINED	BEGAN	PLAYS	YDS	PEN	NET	1ST	ENDED	GIVEN UP	#	RECD	LOST	POSS	OBTAINED	BEGAN	PLAYS	YDS	PEN	NET	1ST	ENDED	GIVEN UP
1	15:00	09:12	5:48	Kickoff	PIT 21	9	44	-5	39	2	CLE 40	Missed FG	1	09:12	07:35	1:37	Missed FG	CLE 48	3	11	-5	6	0	PIT 46	Punt
2	07:35	03:25	4:10	Punt	PIT 19	7	46	-5	41	1	CLE 38	Downs	2	03:25	02:01	1:24	Downs	CLE 40	3	8	0	8	0	CLE 48	Punt
3	02:01	10:53	6:08	Punt	PIT 11	10	64	-5	59	2	CLE 30	Field Goal	3	10:53	04:00	6:53	Kickoff	CLE 20	12	80	0	80	6	PIT 2	Touchdown
4	04:00	03:11	0:49	Kickoff	PIT 30	2	-2	0	-2	0	PIT 32	Fumble	4	03:11	00:40	2:31	Fumble	PIT 31	6	20	-5	15	1	PIT 16	Field Goal
5	00:40	00:00	0:40	Kickoff	PIT 30	4	11	0	11	1	PIT 49	End Half	5	15:00	13:42	1:18	Kickoff	CLE 30	3	39	0	39	1	CLE 45	Fumble
6	13:42	10:34	3:08	Fumble	PIT 25	6	20	0	20	1	PIT 46	Downs	6	10:34	09:09	1:25	Downs	PIT 45	3	6	0	6	0	PIT 39	Punt
7	09:09	01:56	7:13	Kickoff	PIT 20	13	71	0	71	3	CLE 9	Field Goal	7	01:56	12:16	4:40	Kickoff	CLE 35	10	65	0	65	4	PIT 2	Touchdown
8	12:16	07:57	4:19	Kickoff	PIT 31	7	45	24	69	5	CLE 3	Touchdown	8	07:57	07:05	0:52	Kickoff	CLE 24	2	1	0	1	0	CLE 25	Fumble
9	07:05	06:15	0:50	Fumble	CLE 27	3	27	0	27	1	CLE 23	Touchdown	9	06:15	04:22	1:53	Kickoff	CLE 33	5	30	-1	29	2	PIT 38	Interception
10	04:22	03:22	1:00	Interception	PIT 24	3	6	0	6	0	PIT 30	Punt	10	03:22	00:57	2:25	Punt	PIT 45	9	44	1	45	3	PIT 2	Touchdown
11	00:57	00:00	0:57	Kickoff	PIT 36	6	29	0	29	1	CLE 35	End Game													

WEEK 13: STEELERS 44, BENGALS 38																												DECEMBER 1, 2024											
STEELERS														BENGALS																									
#	RECD	LOST	POSS	OBTAINED	BEGAN	PLAYS	YDS	PEN	NET	1ST	ENDED	GIVEN UP	#	RECD	LOST	POSS	OBTAINED	BEGAN	PLAYS	YDS	PEN	NET	1ST	ENDED	GIVEN UP														
1	12:57	11:49	1:08	Punt	PIT 15	3	7	23	30	1	PIT 45	Interception	1	15:00	12:57	2:03	Kickoff	CIN 37	3	12	-5	7	0	CIN 44	Punt														
2	11:49	07:41	4:08	Kickoff	PIT 30	7	70	0	70	3	CIN 17	Touchdown	2	07:41	05:01	2:40	Kickoff	CIN 25	6	75	0	75	4	PIT 1	Touchdown														
3	05:01	14:56	5:05	Kickoff	PIT 30	10	90	-20	70	5	CIN 23	Touchdown	3	14:56	09:52	5:04	Kickoff	CIN 30	9	58	12	70	6	PIT 4	Touchdown														
4	09:52	07:19	2:33	Kickoff	PIT 32	5	49	19	68	4	CIN 10	Touchdown	4	07:19	04:36	2:43	Kickoff	CIN 38	5	27	0	27	2	PIT 33	Fumble														
5	04:36	03:31	1:05	Fumble	PIT 39	5	29	0	29	1	CIN 32	Field Goal	5	03:31	01:56	1:35	Kickoff	CIN 30	3	9	-4	5	0	CIN 35	Punt														
6	01:56	00:00	1:56	Punt	PIT 19	8	65	0	65	4	CIN 16	Field Goal	6	11:28	03:53	7:35	Missed FG	CIN 32	12	53	-5	48	3	PIT 20	Field Goal														
7	15:00	11:28	3:32	Kickoff	PIT 30	7	62	-15	47	2	CIN 23	Missed FG	7	00:22	12:59	1:33	Kickoff	CIN 33	4	32	-5	27	2	PIT 40	Interception														
8	03:53	00:22	3:31	Kickoff	PIT 20	6	75	5	80	3	CIN 25	Touchdown	8	12:43	11:06	1:37	Punt	CIN 11	4	-1	11	10	1	CIN 29	Fumble														
9	13:29	12:43	0:46	Interception	PIT 47	3	4	0	4	0	CIN 49	Punt	9	11:06	08:39	2:27	Kickoff	CIN 30	7	46	24	70	4	PIT 1	Touchdown														
10	08:39	03:53	4:46	Kickoff	PIT 16	11	58	14	72	4	CIN 12	Field Goal	10	03:53	02:39	1:14	Kickoff	CIN 36	5	64	0	64	3	PIT 3	Touchdown														
11	02:39	00:00	2:39	Kickoff	CIN 46	5	11	0	11	1	CIN 34	End Game																											

WEEK 14: STEELERS 27, BROWNS 14													DECEMBER 8, 2024												
STEELERS													BROWNS												
#	RECD	LOST	POSS	OBTAINED	BEGAN	PLAYS	YDS	PEN	NET	1ST	ENDED	GIVEN UP	#	RECD	LOST	POSS	OBTAINED	BEGAN	PLAYS	YDS	PEN	NET	1ST	ENDED	GIVEN UP
1	15:00	13:31	1:29	Kickoff	PIT 30	3	2	5	7	0	PIT 37	Punt	1	13:31	12:02	1:29	Punt	CLE 17	3	-12	0	-12	0	CLE 5	Punt
2	12:02	09:32	2:30	Punt	CLE 36	5	29	-5	24	1	CLE 12	Field Goal	2	09:32	05:50	3:42	Kickoff	CLE 30	7	70	0	70	3	PIT 35	Touchdown
3	05:50	04:34	1:16	Kickoff	PIT 30	3	6	-11	-5	0	PIT 25	Punt	3	04:34	01:56	2:38	Punt	CLE 37	5	12	10	22	1	PIT 41	Punt
4	01:56	00:43	1:13	Punt	PIT 10	3	9	0	9	0	PIT 19	Punt	4	00:43	14:41	1:02	Punt	CLE 38	3	-1	0	-1	0	CLE 37	Punt
5	14:41	13:26	1:15	Punt	PIT 20	3	4	0	4	0	PIT 24	Punt	5	13:26	13:18	0:08	Punt	CLE 47	1	0	0	0	0	CLE 47	Interception
6	13:18	11:00	2:18	Interception	CLE 31	5	15	16	31	3	CLE 1	Touchdown	6	11:00	10:00	1:00	Kickoff	CLE 30	3	5	0	5	0	CLE 35	Punt
7	11:00	04:21	5:39	Punt	PIT 19	11	55	-10	45	3	CLE 36	Field Goal	7	04:21	00:23	3:58	Kickoff	CLE 30	12	50	0	50	4	PIT 20	Missed FG
8	00:23	00:00	0:23	Missed FG	PIT 28	2	7	0	7	0	PIT 28	End Half	8	15:00	12:40	2:20	Kickoff	PIT 39	5	9	15	14	1	PIT 25	Missed FG
9	12:40	08:37	4:03	Missed FG	PIT 33	8	67	0	67	4	CLE 10	Touchdown	9	08:37	05:46	2:51	Kickoff	CLE 30	6	16	0	16	1	PIT 49	Downs
10	05:46	03:51	1:55	Downs	CLE 46	5	46	0	46	2	CLE 20	Touchdown	10	03:51	14:32	4:19	Kickoff	CLE 30	10	56	-25	31	3	PIT 39	Punt
11	14:32	13:06	1:26	Punt	PIT 4	3	5	0	5	0	PIT 9	Punt	11	13:06	07:19	5:47	Punt	CLE 21	14	84	-5	79	6	PIT 15	Touchdown
12	07:19	04:43	2:36	Kickoff	PIT 30	5	20	0	20	1	CLE 45	Fumble	12	04:43	03:19	0:46	Punt	Fumble	2	11	0	11	1	PIT 39	Interception
13	03:57	02:53	1:04	Interception	PIT 36	3	10	-15	-15	0	PIT 21	Punt													
14	02:53	00:00	2:53	Muffed Punt	CLE 20	5	12	0	12	1	CLE 7	End Game													

WEEK 17: STEELERS 10, CHIEFS 29														DECEMBER 25, 2024													
STEELERS														CHIEFS													
#	RECD	LOST	POSS	OBTAINED	BEGAN	PLAYS	YDS	PEN	NET	1ST	ENDED	GIVEN UP		#	RECD	LOST	POSS	OBTAINED	BEGAN	PLAYS	YDS	PEN	NET	1ST	ENDED	GIVEN UP	
1	15:00	13:15	1:45	Kickoff	PIT 30	3	-3	0	-3	0	PIT 27	Punt		1	13:15	09:19	3:56	Punt	PIT 42	8	42	0	42	3	PIT 7	Touchdown	
2	09:19	06:33	2:46	Kickoff	PIT 23	5	4	0	4	1	PIT 27	Punt		2	06:33	04:00	2:33	Punt	KC 21	7	79	0	79	3	PIT 11	Touchdown	
3	04:00	02:09	1:51	Kickoff	PIT 23	4	69	-10	59	2	KC 18	Interception		3	02:09	00:36	1:33	Interception	KC 20	3	8	0	8	0	KC 28	Punt	
4	00:36	10:28	5:08	Punt	PIT 28	11	72	0	72	6	KC 1	Touchdown		4	10:28	06:06	4:22	Kickoff	KC 31	7	39	-10	29	2	PIT 40	Punt	
5	06:06	01:04	5:02	Punt	PIT 20	9	25	5	30	2				5	01:04	00:31	0:33	Punt	KC 21	3	7	0	7	0	KC 28	Punt	
6	00:31	00:00	0:31	Punt	PIT 20	3	14	0	14	1	PIT 22	End Half		6	15:00	12:21	2:39	Kickoff	KC 33	8	54	0	54	3	PIT 13	Field Goal	
7	12:21	05:45	6:36	Kickoff	PIT 30	12	47	5	52	3	KC 18	Field Goal		7	05:45	14:56	5:49	Kickoff	KC 23	11	92	-15	77	6	PIT 12	Touchdown	
8	14:56	14:02	0:54	Kickoff	PIT 30	3	5	0	5	0	PIT 25	Fumble		8	14:02	12:38	1:24	Fumble	PIT 34	4	34	0	34	2	PIT 12	Touchdown	
9	12:38	09:58	2:40	Kickoff	PIT 30	9	38	5	43	2	KC 42	Downs		9	09:58	06:32	3:26	Downs	KC 27	5	25	-10	15	1	KC 42	Punt	
10	06:32	05:54	0:38	Punt	PIT 14	3	8	0	8	0	PIT 22	Punt		10	05:54	03:31	2:23	Punt	KC 29	3	9	0	9	0	KC 38	Punt	
11	03:31	00:00	3:31	Punt	PIT 7	12	85	-5	80	6	KC 8	End Game															

WEEK 18: STEELERS 17, BENGALS 19														JANUARY 4, 2025													
STEELERS														BENGALS													
#	RECD	LOST	POSS	OBTAINED	BEGAN	PLAYS	YDS	PEN	NET	1ST	ENDED	GIVEN UP		#	RECD	LOST	POSS	OBTAINED	BEGAN	PLAYS	YDS	PEN	NET	1ST	ENDED	GIVEN UP	
1	09:49	07:47	2:02	Kickoff	PIT 40	3	-6	0	-6	0	PIT 34	Punt		1	15:00	09:49	5:11	Kickoff	CIN 27	9	73	0	73	4	PIT 12	Touchdown	
2	01:24	09:54	6:30	Kickoff	PIT 27	13	63	10	73	7	CIN 1	Touchdown		2	07:47	01:24	6:23	Punt	CIN 33	11	37	0	37	3	PIT 30	Field Goal	
3	06:33	05:32	1:01	Downs	PIT 38	3	7	0	7	0	PIT 45	Punt		3	09:54	06:33	3:21	Kickoff	CIN 44	6	14	5	19	1	PIT 37	Downs	
4	01:10	00:48	0:22	Interception	PIT 17	6	20	0	20	1	PIT 37	Downs		4	05:32	02:46	2:46	Punt	CIN 16	3	8	-5	3	0	CIN 19	Punt	
5	00:16	00:00	0:16	Kickoff	PIT 30	1	-9	0	-9	0	PIT 30	End Half		5	02:46	01:10	1:36	Fumble	PIT 33	4	12	-5	7	1	PIT 26	Interception	
6	15:00	13:24	1:36	Kickoff	PIT 30	3	2	0	2	0	PIT 32	Punt		6	00:48	00:16	0:32	Downs	PIT 37	7	28	0	28	2	PIT 9	Field Goal	
7	06:56	04:33	2:23	Kickoff	PIT 30	5	14	0	14	1	PIT 44	Punt		7	13:24	06:56	6:28	Punt	CIN 36	11	47	0	47	4	PIT 17	Field Goal	
8	11:02	08:07	2:55	Kickoff	PIT 35	9	65	0	65	5	CIN 19	Touchdown		8	04:33	11:02	8:31	Punt	CIN 13	15	82	0	82	5	PIT 5	Field Goal	
9	05:54	05:14	0:40	Punt	PIT 11	3	9	0	9	0	PIT 20	Punt		9	08:07	05:54	2:13	Kickoff	CIN 27	5	18	0	18	1	CIN 45	Punt	
10	05:14	02:39	2:35	Muffed Punt	CIN 38	6	12	-10	2	1	CIN 36	Field Goal		10	02:39	01:51	0:48	Kickoff	CIN 44	3	-4	0	-4	0	CIN 40	Punt	
11	01:51	00:11	1:40	Punt	PIT 24	7	16	0	16	1	PIT 40	Downs		11	00:11	00:00	0:11	Downs	PIT 40	1	-1	0	-1	0	PIT 40	End Game	

		STEELERS								OPPONENT							
		FIRST HALF				SECOND HALF				FIRST HALF				SECOND HALF			
DATE	OPPONENT	PLAYS	YDS	TIME	RESULT	PLAYS	YDS	TIME	RESULT	PLAYS	YDS	TIME	RESULT	PLAYS	YDS	TIME	RESULT
09/08	at Falcons	10	31	4:29	FG	3	-9	2:04	Punt	12	64	5:54	FG	5	13	2:27	FUM
09/15	at Broncos	3	8	1:28	Punt	5	12	2:16	Punt	3	7	2:01	Punt	3	5	2:36	Punt
09/22	Chargers	3	3	1:51	Punt	12	50	5:55	FG	3	2	2:30	Punt	3	-5	1:04	Punt
09/29	at Colts	8	29	4:42	Punt	6	22	4:35	Punt	8	70	2:59	TD	3	9	1:39	Punt
10/06	Cowboys	11	52	5:02	FG	6	72	3:10	TD	6	21	2:25	FG	8	50	3:06	Blocked FG, Downs
10/13	at Raiders	9	37	4:41	FG	4	-10	1:38	FG	10	70	5:55	TD	6	4	4:02	BK, Downs
10/20	Jets	7	42	3:27	FG	11	76	4:52	FG	3	-5	1:50	Punt	4	21	2:19	Punt
10/28	Giants	10	57	4:41	FG	3	5	2:27	Punt	8	59	5:00	FG	8	27	4:58	Punt
11/10	at Commanders	3	9	2:18	Punt	9	75	4:49	TD	3	8	1:17	Punt	5	71	2:05	TD
11/17	Ravens	8	28	3:31	FG	8	31	4:14	FG	2	7	0:49	FUM	11	34	4:34	FG
11/21	at Browns	9	39	5:48	Miss FG	6	20	3:08	Downs	3	6	1:37	Punt	3	39	1:18	FUM
12/01	at Bengals	3	30	1:08	INT	7	47	3:32	Miss FG	3	7	2:03	Punt	12	48	7:35	FG
12/08	Browns	3	7	1:29	Punt	8	67	4:03	TD	3	-12	1:29	Punt	5	14	2:20	Miss FG
12/15	at Eagles	3	3	1:31	Punt	4	38	2:02	FUM	7	54	3:33	FG	13	47	7:08	FG
12/21	at Ravens	3	8	1:51	Punt	3	6	1:15	Punt	7	28	4:09	Punt	6	30	3:53	Punt
12/25	Chiefs	3	-3	1:45	Punt	12	52	6:36	FG	8	42	3:56	TD	8	54	2:39	FG
01/04	Bengals	3	-6	2:02	Punt	3	2	1:36	Punt	9	73	5:11	TD	11	47	6:28	FG

STEELERS																						
DATE	OPPONENT	STARTING QB	POSS	TD	PAT	2-PT	M-2PT	FG	FGA	MFG	BK-FG	PUNT	INT	FUM	SAF	DWNS	HFG	GM	PTS	TD%	SCORE%	PTS/POSS
9/8	at Atlanta	Fields	10	0	0	0	0	6	6	0	0	3	0	0	0	1	0	0	18	0.0	60.0	1.80
9/15	at Denver	Fields	11	1	1	0	0	2	2	0	0	8	0	0	0	0	0	0	13	9.1	27.3	1.18
9/22	L.A. Chargers	Fields	10	2	2	0	0	2	3	1	0	3	1	0	0	0	0	1	20	20.0	40.0	2.00
9/29	at Indianapolis	Fields	11	3	3	0	0	1	1	0	0	3	0	2	0	2	0	0	24	27.3	36.4	2.18
10/6	Dallas	Fields	10	2	2	0	0	1	1	0	0	5	0	1	0	0	1	0	17	20.0	30.0	1.70
10/13	at Las Vegas	Fields	11	3	2	1	0	4	4	0	0	3	0	0	0	0	0	1	32	27.3	63.6	2.91
10/20	N.Y. Jets	Wilson	11	4	4	0	0	3	3	0	0	4	0	0	0	0	0	0	37	36.4	63.6	3.36
10/28	N.Y. Giants	Wilson	11	1	2	0	0	4	4	0	0	3	0	1	0	0	0	1	19	9.1	45.5	1.73
11/10	at Washington	Wilson	14	4	4	0	0	0	0	0	0	5	1	1	0	1	1	1	28	28.6	28.6	2.00
11/17	Baltimore	Wilson	13	0	0	0	0	6	6	0	0	4	1	0	0	1	0	1	18	0.0	46.2	1.38
11/21	at Cleveland	Wilson	11	2	1	1	0	2	3	1	0	1	0	1	0	2	1	1	19	18.2	36.4	1.73
12/1	at Cincinnati	Wilson	11	4	5	0	0	3	4	1	1	1	1	0	0	0	0	1	37	36.4	63.6	3.36
12/8	Cleveland	Wilson	14	3	3	0	0	2	2	0	0	6	0	1	0	0	1	1	27	21.4	35.7	1.93
12/15	at Philadelphia	Wilson	9	1	1	0	0	2	2	0	0	5	0	1	0	0	0	0	13	11.1	33.3	1.44
12/21	at Baltimore	Wilson	11	2	2	0	0	1	1	0	0	5	1	1	0	1	0	0	17	18.2	27.3	1.55
12/25	Kansas City	Wilson	11	1	1	0	0	1	1	0	0	4	1	1	0	1	1	1	10	9.1	18.2	0.91
1/4	Cincinnati	Wilson	11	2	2	0	0	1	1	0	0	5	0	1	0	2	1	0	17	18.2	27.3	1.55
2024 TOTALS			190	35	35	2	0	41	44	3	1	68	6	11	0	11	7	9	366	18.4	40.0	1.93

OPPONENTS																									
DATE	OPPONENT	STARTING QB	POSS	TD	PAT	2-PT	M	2-PT	FG	FGA	MFG	BK	FG	PUNT	INT	FUM	SAF	OWNS	HFG	GM	PTS	TD%	SCORE%	PTS/POSS	
9/8	at Atlanta	Cousins	10	1	1	0	0	0	1	1	0	0	0	4	2	1	0	0	0	1	10	10.0	20.0	1.00	
9/15	at Denver	Nix	11	0	0	0	0	0	2	2	0	0	0	6	2	0	0	1	0	0	6	0.0	18.2	0.55	
9/22	L.A. Chargers	Herbert	10	1	1	0	0	0	1	1	0	0	0	7	0	0	0	0	1	0	10	10.0	20.0	1.00	
9/29	at Indianapolis	Richardson	11	3	3	0	0	0	2	3	1	0	0	4	0	0	0	0	0	1	27	27.3	45.5	2.45	
10/6	Dallas	Prescott	9	2	2	0	0	0	2	3	1	1	1	1	2	1	0	0	0	0	20	22.2	44.4	2.22	
10/13	at Las Vegas	O'Connell	11	2	1	1	0	0	0	0	0	0	0	4	1	2	0	2	0	0	13	18.2	18.2	1.18	
10/20	N.Y. Jets	Rodgers	12	2	2	1	1	0	1	1	1	1	1	4	2	0	0	1	1	1	15	16.7	16.7	1.25	
10/28	N.Y. Giants	Jones	11	1	0	1	0	0	4	4	0	0	0	4	1	1	0	0	0	0	18	9.1	45.5	1.64	
11/10	at Washington	Daniels	12	3	3	0	0	0	2	2	0	0	0	6	0	1	0	1	0	0	27	25.0	41.7	2.25	
11/17	Baltimore	Jackson	13	2	1	1	0	1	1	3	2	0	0	4	1	2	0	0	1	0	16	15.4	23.1	1.23	
11/21	at Cleveland	Winston	10	3	2	2	1	1	1	1	0	0	0	3	1	2	0	0	0	0	24	30.0	40.0	2.40	
12/1	at Cincinnati	Burrow	10	4	5	0	0	0	1	1	0	0	0	2	1	2	0	0	0	0	31	40.0	50.0	3.10	
12/8	Cleveland	Winston	12	2	2	0	0	0	0	2	2	0	0	5	2	1	0	1	0	0	14	16.7	16.7	1.17	
12/15	at Philadelphia	Hurts	9	3	3	0	0	0	2	2	0	0	0	1	0	2	0	0	1	1	27	33.3	55.6	3.00	
12/21	at Baltimore	Jackson	10	3	4	0	0	0	2	2	0	0	0	3	1	0	0	0	0	1	27	30.0	50.0	2.70	
12/25	Kansas City	Mahomes	10	4	2	1	0	0	1	1	0	0	0	5	0	0	0	0	0	0	29	40.0	50.0	2.90	
1/4	Cincinnati	Burrow	11	1	1	0	0	0	4	4	0	0	0	3	1	1	0	1	0	1	19	9.1	45.5	1.73	
2024 TOTALS			182	37	33	7	2	26	33	7	2	66	17	16	0	7	4	6	333	20.3	34.6	1.83			

DATE	OPPONENT	ACQUIRED	DRIVE START	PLAYS	YARDS	Q/TIME	FIRST DOWNS	SCORING PLAY	PIT	OPP
09/08	at Atlanta	Kickoff	PIT 30	10	31	Q114:29	2	C. Boswell: 57-yard FG	3	3
		Interception	PIT 49	10	18	Q116:08	2	Q2: C. Boswell: 51-yard FG	6	3
		Kickoff	PIT 30	4	45	Q210:32	2	C. Boswell: 44-yard FG	9	10
		Fumble	PIT 38	9	24	Q312:44	2	C. Boswell: 56-yard FG	12	10
		Punt	PIT 32	5	46	Q313:24	1	C. Boswell: 40-yard FG	15	10
		Interception	ATL 18	7	11	Q412:06	1	C. Boswell: 25-yard FG	18	10
09/15	at Denver	Punt	PIT 22	12	78	Q117:34	6	D. Washington: 5-yard pass from J. Fields	7	0
		Downs	PIT 39	4	57	Q212:28	3	C. Boswell: 22-yard FG	10	0
		Interception	PIT 20	4	45	Q311:54	1	C. Boswell: 53-yard FG	13	0
09/22	L.A. Chargers	Kickoff	PIT 30	13	70	Q117:29	5	Q2: J. Fields: 5-yard run	7	7
		Kickoff	PIT 30	12	50	Q315:55	3	C. Boswell: 38-yard FG	10	10
		Punt	PIT 15	12	73	Q316:26	4	Q4: C. Boswell: 30-yard FG	13	10
		Punt	PIT 16	5	84	Q412:43	3	C. Austin III: 55-yard pass from J. Fields	20	10
09/29	at Indianapolis	Punt	PIT 25	8	44	Q211:14	2	C. Boswell: 50-yard FG	3	17
		Missed FG	PIT 44	6	56	Q312:56	3	J. Fields: 5-yard run	10	17
		Kickoff	PIT 30	8	70	Q413:20	5	J. Fields: 2-yard run	17	24
		Kickoff	PIT 30	7	70	Q412:23	3	P. Friermuth: 8-yard pass from J. Fields	24	27
10/06	Dallas	Kickoff	PIT 25	11	52	Q115:02	3	C. Boswell: 41-yard FG	3	3
		Kickoff	PIT 28	6	72	Q313:10	4	C. Heyward: 16-yard pass from J. Fields	10	6
		Interception	PIT 37	12	63	Q415:32	5	P. Friermuth: 6-yard pass from J. Fields	17	13
10/13	at Las Vegas	Kickoff	PIT 29	9	37	Q114:41	3	C. Boswell: 52-yard FG	3	0
		Punt	PIT 26	10	43	Q114:00	3	Q2: C. Boswell: 49-yard FG	6	7
		Fumble	LV 30	6	30	Q211:58	2	J. Fields: 3-yard run	12	7
		Blocked Punt,	LV 9	4	-10	Q311:38	0	C. Boswell: 37-yard FG	15	7
		Downs	PIT 20	7	80	Q313:19	3	N. Harris: 36-yard run	22	7
		Punt	LV 7	1	7	Q410:05	1	J. Fields: 7-yard run	29	7
		Interception	LV 36	6	18	Q410:59	1	C. Boswell: 36-yard FG	32	13
		Kickoff								
10/20	N.Y. Jets	Kickoff	PIT 30	7	42	Q113:27	2	C. Boswell: 46-yard FG	3	0
		Punt	PIT 31	9	58	Q214:25	2	C. Boswell: 29-yard FG	6	7
		Interception	PIT 46	4	54	Q210:48	3	G. Pickens: 11-yard pass from R. Wilson	13	15
		Punt	PIT 21	11	76	Q314:52	3	C. Boswell: 21-yard FG	16	15
		Interception	NY J 1	1	1	Q310:07	1	R. Wilson: 1-yard run	23	15
		Missed FG	PIT 25	11	75	Q315:28	5	Q4: V. Jefferson: 4-yard pass from R. Wilson	30	15
		Downs	PIT 25	13	75	Q417:27	4	N. Harris: 10-yard run	37	15
10/28	N.Y. Giants	Kickoff	PIT 30	10	57	Q114:41	4	C. Boswell: 31-yard FG	3	0
		Kickoff	PIT 30	7	63	Q112:14	2	C. Boswell: 25-yard FG	6	3
		Kickoff	PIT 30	12	61	Q214:27	4	C. Boswell: 27-yard FG	9	6
		Punt	PIT 20	9	80	Q314:12	3	Q4: C. Austin III: 29-yard pass from R. Wilson	23	9
		Kickoff	PIT 30	7	61	Q413:52	2	C. Boswell: 27-yard FG	26	15
		Kickoff								
11/10	at Washington	Punt	PIT 30	7	70	Q112:52	5	G. Pickens: 16-yard pass from R. Wilson	7	0
		Muffed Punt	WAS 14	5	14	Q212:23	2	P. Friermuth: 3-yard pass from R. Wilson	14	7
		Kickoff	PIT 25	9	75	Q314:49	5	N. Harris: 1-yard run	21	24
		Punt	WAS 46	6	46	Q413:24	2	M. Williams: 32-yard pass from R. Wilson	28	27
11/17	Baltimore	Fumble	BAL 42	8	28	Q113:31	2	C. Boswell: 32-yard FG	3	0
		Punt	PIT 16	10	50	Q214:52	3	C. Boswell: 52-yard FG	6	0
		Fumble	BAL 19	4	5	Q210:22	1	C. Boswell: 32-yard FG	9	7
		Kickoff	PIT 30	8	31	Q314:14	2	C. Boswell: 57-yard FG	12	7
		Kickoff	PIT 30	10	61	Q315:16	3	C. Boswell: 27-yard FG	15	10
		Interception	PIT 36	9	32	Q414:39	2	C. Boswell: 50-yard FG	18	10
11/21	at Cleveland	Punt	PIT 11	10	59	Q116:08	2	Q2: C. Boswell: 48-yard FG	3	0
		Punt	PIT 20	13	71	Q317:13	3	C. Boswell: 28-yard FG	6	10
		Kickoff	PIT 31	7	69	Q414:19	5	J. Warren: 3-yard run	13	18
		Fumble	CLE 27	3	27	Q410:50	1	C. Austin III: 23-yard pass from R. Wilson	19	18
12/01	at Cincinnati	Kickoff	PIT 30	7	70	Q114:08	3	G. Pickens: 17-yard pass from R. Wilson	7	7
		Kickoff	PIT 30	10	70	Q115:05	5	Q2: C. Austin III: 23-yard pass from R. Wilson	14	14
		Kickoff	PIT 32	5	68	Q212:33	4	N. Harris: 10-yard run	21	21
		Fumble	PIT 39	5	29	Q211:05	1	C. Boswell: 50-yard FG	24	21
		Punt	PIT 19	8	65	Q211:56	4	C. Boswell: 34-yard FG	27	21
		Kickoff	PIT 20	6	80	Q313:31	3	P. Friermuth: 25-yard pass from R. Wilson	34	24
12/08	Cleveland	Kickoff	PIT 16	11	72	Q414:46	4	C. Boswell: 30-yard FG	44	31
		Punt	CLE 36	5	24	Q112:30	1	C. Boswell: 30-yard FG	3	0
		Interception	CLE 31	5	31	Q212:18	3	N. Harris: 1-yard run	10	7
		Punt	PIT 19	11	45	Q215:39	3	C. Boswell: 54-yard FG	13	7
12/15	at Philadelphia	Missed FG	PIT 33	8	67	Q314:03	4	V. Jefferson: 10-yard pass from R. Wilson	20	7
		Downs	CLE 46	5	46	Q311:55	2	P. Friermuth: 20-yard pass from R. Wilson	27	7
12/21	at Baltimore	Fumble	PHI 11	4	-8	Q110:31	0	C. Boswell: 37-yard FG	3	3
		Kickoff	PIT 30	11	70	Q216:33	5	P. Friermuth: 9-yard pass from R. Wilson	10	17
		Punt	PHI 45	5	14	Q210:40	1	C. Boswell: 49-yard FG	13	17
12/25	at Kansas City	Kickoff	PIT 27	10	73	Q115:56	6	Q2: M. Pruitt: 1-yard pass from R. Wilson	7	7
		Kickoff	PIT 30	9	37	Q211:43	3	C. Boswell: 51-yard FG	10	17
		Punt	PIT 12	8	88	Q314:38	4	C. Patterson: 12-yard pass from R. Wilson	17	17
12/25	Kansas City	Punt	PIT 28	11	72	Q115:08	6	Q2: R. Wilson: 1-yard run	7	13
		Kickoff	PIT 30	12	52	Q316:36	3	C. Boswell: 36-yard FG	10	16
01/04	Cincinnati	Kickoff	PIT 27	13	73	Q116:30	7	Q2: N. Harris: 1-yard run	7	10
		Kickoff	PIT 35	9	65	Q412:55	5	P. Friermuth: 19-yard pass from R. Wilson	14	19
		Muffed Punt	CIN 38	6	2	Q412:35	1	C. Boswell: 54-yard FG	17	19
AVG				8.0	50.1	3:39	2.9			

DATE	OPPONENT	ACQUIRED	DRIVE START	PLAYS	YARDS	Q/TIME	FIRST DOWNS	SCORING PLAY	PIT	OPP
09/08	at Atlanta	Kickoff Punt	ATL 30 ATL 10	12 9	64 90	Q115:54 Q23:18	4 6	Y. Koo: 24-yard FG K. Pitts: 12-yard pass from K. Cousins	0 6	3 10
09/15	at Denver	Punt Punt	DEN 30 DEN 20	12 9	54 69	Q315:33 Q412:51	3 4	Q4: W. Lutz: 35-yard FG W. Lutz: 29-yard FG	13 6	3 6
09/22	L.A. Chargers	Punt Kickoff	LAC 41 LAC 30	5 12	59 60	Q112:48 Q217:04	3 4	Q. Johnston: 27-yard pass from J. Herbert C. Dicker: 28-yard FG	0 7	7 10
09/29	at Indianapolis	Kickoff Punt Downs Kickoff Kickoff	IND 30 IND 14 PIT 39 IND 30 IND 30	8 9 25 10 10	70 86 25 70 54	Q112:59 Q114:45 Q112:57 Q313:10 Q415:20	4 6 2 4 3	J. Taylor: 2-yard run J. Downs: 4-yard pass from J. Flacco Q2: M. Gay: 33-yard FG Q4: D. Ogletree: 15-yard pass from J. Flacco M. Gay: 35-yard FG	0 7 0 17 24	7 14 17 24 27
10/06	Dallas	Kickoff Punt Punt Kickoff	DAL 43 DAL 34 DAL 10 DAL 30	6 8 16 15	21 51 90 70	Q112:25 Q213:29 Q318:32 Q414:36	1 2 7 6	B. Aubrey: 55-yard FG B. Aubrey: 33-yard FG Q4: R. Dowdle: 22-yard pass from D. Prescott J. Tolbert: 4-yard pass from D. Prescott	0 3 6 10	3 6 13 20
10/13	at Las Vegas	Kickoff Kickoff	LV 30 LV 30	10 10	70 70	Q115:55 Q413:22	6 4	A. Mattison: 3-yard run K. Wilkerson: 9-yard pass from A. O'Connell	3 29	7 13
10/20	N.Y. Jets	Punt Kickoff	NYJ 18 NYJ 28	9 6	82 72	Q115:41 Q212:51	6 3	B. Hall: 13-yard run T. Conklin: 1-yard pass from A. Rodgers	3 6	7 15
10/28	N.Y. Giants	Kickoff Punt Punt Kickoff Kickoff	NYG 30 NYG 34 NYG 17 NYG 45 NYG 30	8 12 8 5 8	59 45 57 55 40	Q115:00 Q215:26 Q211:32 Q412:09 Q412:09	2 3 2 2 2	G. Joseph: 29-yard FG Q2: G. Joseph: 38-yard FG G. Joseph: 44-yard FG T. Tracy Jr.: 45-yard run G. Joseph: 48-yard FG	3 6 9 23 26	3 6 9 15 18
11/10	at Washington	Downs Kickoff Punt Kickoff Punt Kickoff	PIT 15 WAS 30 WAS 6 WAS 29 PIT 42	3 6 15 5 7	15 40 94 71 19	Q111:32 Q212:17 Q215:23 Q312:05 Q312:51	2 3 8 3 1	A. Ekeler: 1-yard run Z. Gonzalez: 48-yard FG A. Ekeler: 1-yard run J. McNichols: 1-yard run Z. Gonzalez: 41-yard FG	7 14 14 14 21	7 10 17 24 27
11/17	Baltimore	Punt Kickoff Kickoff	BAL 20 BAL 30 BAL 31	6 11 9	80 34 69	Q213:51 Q314:34 Q412:29	5 3 4	D. Henry: 1-yard run J. Tucker: 54-yard FG Z. Flowers: 16-yard pass from L. Jackson	6 12 18	7 10 16
11/21	at Cleveland	Kickoff Fumble Kickoff	CLE 20 PIT 31 CLE 35	12 6 10	80 15 65	Q216:53 Q212:31 Q314:40	6 1 4	N. Chubb: 2-yard run D. Hopkins: 34-yard FG Q4: J. Winston: 2-yard run	3 3 6	7 10 18
12/01	at Cincinnati	Punt Kickoff Missed FG Kickoff Kickoff	PIT 45 CIN 25 CIN 30 CIN 32 CIN 30 CIN 36	9 6 12 7 7 5	45 75 70 48 70 64	Q412:25 Q112:40 Q215:04 Q317:35 Q412:27 Q411:14	3 4 6 3 4 3	N. Chubb: 2-yard run C. Brown: 1-yard run J. Chase: 4-yard pass from J. Burrow E. McPherson: 38-yard FG T. Higgins: 1-yard pass from J. Burrow A. Iosivas: 3-yard pass from J. Burrow	3 7 14 27 41 44	19 14 21 24 31 38
12/08	Cleveland	Kickoff Punt	CLE 30 CLE 21	7 14	70 79	Q113:42 Q415:47	3 6	J. Jeudy: 35-yard pass from J. Winston D. Njoku: 15-yard pass from J. Winston	3 27	7 14
12/15	at Philadelphia	Punt Kickoff Punt Kickoff Fumble	PHI 30 PHI 30 PIT 45 PHI 30 PHI 26	7 6 9 13 13	54 60 45 74 74	Q113:33 Q112:29 Q214:33 Q317:08 Q316:33	2 4 3 4 6	J. Elliott: 34-yard FG A. Brown: 5-yard pass from J. Hurts D. Smith: 2-yard pass from J. Hurts J. Elliott: 41-yard FG Q4: J. Hurts: 1-yard run	0 3 3 13 23	3 10 17 20 27
12/21	at Baltimore	Punt Fumble Punt Kickoff Punt	PIT 41 BAL 4 BAL 28 BAL 40 BAL 8	6 8 10 6 11	41 96 39 60 86	Q113:08 Q213:29 Q214:14 Q313:24 Q416:09	4 5 3 4 3	I. Likely: 9-yard pass from L. Jackson R. Bateman: 14-yard pass from L. Jackson J. Tucker: 51-yard FG M. Andrews: 7-yard pass from L. Jackson J. Tucker: 23-yard FG	0 7 7 17 14	7 14 17 24 34
12/25	Kansas City	Punt Punt Kickoff Kickoff Fumble	PIT 42 KC 21 KC 33 KC 23 PIT 34	8 7 8 11 4	42 79 54 77 73	Q113:56 Q112:33 Q312:39 Q315:49 Q411:24	3 3 3 6 2	X. Worthy: 7-yard pass from P. Mahomes J. Watson: 11-yard pass from P. Mahomes H. Butler: 32-yard FG Q4: K. Hunt: 2-yard run T. Kelce: 12-yard pass from P. Mahomes	0 0 7 10 20	6 13 16 22 29
01/04	Cincinnati	Kickoff Punt Downs Punt	CIN 27 CIN 33 PIT 37 CIN 36	9 11 7 11	73 37 28 47	Q115:11 Q116:23 Q210:32 Q316:28	4 3 2 4	J. Chase: 12-yard pass from J. Burrow C. York: 48-yard FG C. York: 27-yard FG C. York: 35-yard FG	0 0 7 7	7 10 13 16
AVG					9.0	59.5	4:05	3.7		
TOTALS					565	3,751	257:52	234		

PLAYS			NET YARDS			TIME		
DATE	OPPONENT	PLAYS	DATE	OPPONENT	NET YARDS	DATE	OPPONENT	TIME
11/10	at Washington	14 (fumble)	9/29	at Indianapolis	91 (fumble) [PEN: 0, GROSS: 91]	9/15	at Denver	7:34 (touchdown)
10/20	N.Y. Jets	13 (touchdown)	12/21	at Baltimore	88 (touchdown) [PEN: 0, GROSS: 88]	9/22	L.A. Chargers	7:29 (touchdown)
9/22	L.A. Chargers	13 (touchdown)	11/10	at Washington	86 (fumble) [PEN: 0, GROSS: 86]	10/20	N.Y. Jets	7:27 (touchdown)
1/4	Cincinnati	13 (touchdown)	9/22	L.A. Chargers	84 (touchdown) [PEN: 0, GROSS: 84]	11/21	at Cleveland	7:13 (field goal)
9/8	at Atlanta	13 (downs)	10/28	N.Y. Giants	80 (touchdown) [PEN: -15, GROSS: 95]	9/8	at Atlanta	7:08 (downs)
11/21	at Cleveland	13 (field goal)	12/1	at Cincinnati	80 (touchdown) [PEN: 5, GROSS: 75]	11/10	at Washington	7:01 (fumble)
12/25	Kansas City	12 (end of game)	12/25	Kansas City	80 (end of game) [PEN: -5, GROSS: 85]	12/25	Kansas City	6:36 (field goal)
10/28	N.Y. Giants	12 (field goal)	10/13	at Las Vegas	80 (touchdown) [PEN: 15, GROSS: 65]	12/15	at Philadelphia	6:33 (touchdown)
9/15	at Denver	12 (touchdown)	9/15	at Denver	78 (touchdown) [PEN: 5, GROSS: 73]	1/4	Cincinnati	6:30 (touchdown)
12/25	Kansas City	12 (field goal)	10/20	N.Y. Jets	76 (field goal) [PEN: 0, GROSS: 76]	12/21	at Baltimore	5:56 (touchdown)
10/6	Dallas	12 (touchdown)	1/4	Cincinnati	73 (touchdown) [PEN: 10, GROSS: 63]	10/6	Dallas	5:46 (punt)
12/1	at Cincinnati	11 (field goal)	9/8	at Atlanta	72 (downs) [PEN: 0, GROSS: 72]	10/13	at Las Vegas	5:46 (punt)
12/15	at Philadelphia	11 (touchdown)	10/6	Dallas	72 (touchdown) [PEN: 15, GROSS: 57]	12/8	Cleveland	5:39 (field goal)
12/8	Cleveland	11 (field goal)	11/21	at Cleveland	71 (field goal) [PEN: 0, GROSS: 71]	11/17	Baltimore	5:16 (field goal)
11/17	Baltimore	10 (interception)	12/15	at Philadelphia	70 (touchdown) [PEN: 15, GROSS: 55]	9/29	at Indianapolis	5:10 (fumble)
10/13	at Las Vegas	10 (field goal)	12/8	Cleveland	67 (touchdown) [PEN: 0, GROSS: 67]	12/1	at Cincinnati	5:05 (touchdown)
12/21	at Baltimore	10 (touchdown)	11/17	Baltimore	63 (interception) [PEN: 0, GROSS: 63]	10/28	N.Y. Giants	4:52 (punt)
11/17	Baltimore	10 (field goal)	--	--	--	--	--	--
11/17	Baltimore	10 (field goal)	--	--	--	--	--	--
9/29	at Indianapolis	9 (fumble)	--	--	--	--	--	--

PLAYS			NET YARDS			TIME		
DATE	OPPONENT	PLAYS	DATE	OPPONENT	NET YARDS	DATE	OPPONENT	TIME
12/15	at Philadelphia	21 (end of game)	12/21	at Baltimore	96 (touchdown) [PEN: 15, GROSS: 81]	12/15	at Philadelphia	10:29 (end of game)
10/6	Dallas	16 (touchdown)	11/10	at Washington	94 (touchdown) [PEN: 17, GROSS: 77]	10/6	Dallas	8:32 (touchdown)
1/4	Cincinnati	15 (field goal)	9/8	at Atlanta	90 (touchdown) [PEN: 5, GROSS: 85]	1/4	Cincinnati	8:31 (field goal)
11/10	at Washington	15 (touchdown)	10/6	Dallas	90 (touchdown) [PEN: -5, GROSS: 95]	12/1	at Cincinnati	7:35 (field goal)
12/8	Cleveland	14 (touchdown)	12/15	at Philadelphia	88 (end of game) [PEN: -11, GROSS: 99]	9/22	L.A. Chargers	7:04 (field goal)
11/21	at Cleveland	12 (touchdown)	9/29	at Indianapolis	86 (touchdown) [PEN: 0, GROSS: 86]	11/21	at Cleveland	6:53 (touchdown)
10/28	N.Y. Giants	12 (field goal)	1/4	Cincinnati	82 (field goal) [PEN: 0, GROSS: 82]	12/21	at Baltimore	6:09 (field goal)
12/1	at Cincinnati	12 (field goal)	10/20	N.Y. Jets	82 (touchdown) [PEN: 15, GROSS: 67]	10/13	at Las Vegas	5:55 (touchdown)
9/8	at Atlanta	12 (field goal)	11/21	at Cleveland	80 (touchdown) [PEN: 0, GROSS: 80]	9/8	at Atlanta	5:54 (field goal)
9/22	L.A. Chargers	12 (field goal)	11/17	Baltimore	80 (touchdown) [PEN: 5, GROSS: 75]	12/25	Kansas City	5:49 (touchdown)
9/15	at Denver	12 (field goal)	9/15	at Denver	79 (interception) [PEN: 0, GROSS: 79]	12/8	Cleveland	5:47 (touchdown)
11/17	Baltimore	11 (field goal)	12/25	Kansas City	79 (touchdown) [PEN: 0, GROSS: 79]	10/20	N.Y. Jets	5:41 (touchdown)
10/20	N.Y. Jets	11 (missed fg)	12/8	Cleveland	79 (touchdown) [PEN: -5, GROSS: 84]	9/15	at Denver	5:33 (field goal)
12/21	at Baltimore	11 (field goal)	12/1	at Cincinnati	75 (touchdown) [PEN: 0, GROSS: 75]	10/28	N.Y. Giants	5:26 (field goal)
12/25	Kansas City	11 (touchdown)	10/13	at Las Vegas	70 (touchdown) [PEN: 0, GROSS: 70]	11/10	at Washington	5:23 (touchdown)
9/29	at Indianapolis	10 (touchdown)	10/13	at Las Vegas	70 (touchdown) [PEN: 0, GROSS: 70]	9/29	at Indianapolis	5:20 (field goal)
9/29	at Indianapolis	10 (field goal)	9/22	L.A. Chargers	60 (field goal) [PEN: 0, GROSS: 60]	11/17	Baltimore	4:34 (field goal)
10/13	at Las Vegas	10 (touchdown)	10/28	N.Y. Giants	59 (field goal) [PEN: -5, GROSS: 64]	--	--	--
10/13	at Las Vegas	10 (touchdown)	--	--	--	--	--	--

DATE	OPPONENT	OFFENSE	DEFENSE
09/08	at Atlanta	Downs FG - 25 yards	FG - 24 yards TD - Pass
09/15	at Denver	TD - Pass FG - 22 yards	Interception FG - 35 yards FG - 29 yards
09/22	L.A. Chargers	TD - Run FG - 38 yards FG - 30 yards End of Game	FG - 28 yards
09/29	at Indianapolis	Fumble TD - Run TD - Run TD - Pass	TD - Run TD - Pass FG - 33 yards TD - Pass FG - 35 yards
10/06	Dallas	TD - Pass TD - Pass	Fumble FG - 33 yards Interception TD - Pass
10/13	at Las Vegas	TD - Run FG - 37 yards TD - Run FG - 36 yards	TD - Run Fumble TD - Pass
10/20	N.Y. Jets	FG - 29 yards TD - Pass FG - 21 yards TD - Run TD - Pass TD - Run	TD - Run TD - Pass Missed FG
10/28	N.Y. Giants	FG - 31 yards FG - 25 yards FG - 27 yards FG - 27 yards	FG - 29 yards FG - 39 yards Fumble
11/10	at Washington	TD - Pass TD - Pass TD - Run Fumble	TD - Run TD - Run TD - Run
11/17	Baltimore	FG - 32 yards FG - 32 yards FG - 27 yards Interception	TD - Run TD - Pass
11/21	at Cleveland	FG - 28 yards TD - Run	TD - Run FG - 34 yards TD - Run TD - Run
12/01	at Cincinnati	TD - Pass TD - Run FG - 34 yards FG - 30 yards	TD - Run TD - Pass FG - 38 yards TD - Pass TD - Pass
12/08	Cleveland	FG - 30 yards TD - Run TD - Pass End of Game	Missed FG Punt TD - Pass
12/15	at Philadelphia	FG - 37 yards TD - Pass	FG - 34 yards TD - Pass TD - Pass FG - 41 yards TD - Run End of Game
12/21	at Baltimore	TD - Pass TD - Pass	TD - Pass TD - Pass TD - Pass Interception FG - 23 yards
12/25	Kansas City	Interception TD - Run FG - 36 yards End of Game	TD - Pass TD - Pass FG - 32 yards TD - Run TD - Pass
01/04	Cincinnati	TD - Run TD - Pass	TD - Pass FG - 27 yards FG - 35 yards FG - 23 yards

OFFENSE DEFENSE		
Inside the 20	56	61
Scores	48	51
Touchdowns	27	33
Field Goals	21	18
Total Points in 20	251	282
Fumbles	2	3
Interceptions	2	3
Missed Field Goals	0	2
Lost on Downs	1	0
End of Half/Game	3	1
TDs Outside	8	4
Red-Zone Percentage	48.2	54.1

STEELERS																		
Date	Opponent	Pos	TD	PAT	2-Pt.	Miss PAT	FG	FGA	Blk/ MFG	INT	Fum	Dwns	Half	Game	Pts	TD%	Score Pct.	Pts/Poss
09/08	at Atlanta	2	0	0	0	0	1	1	0	0	0	1	0	0	3	0.0	50.0	1.5
09/15	at Denver	2	1	1	0	0	1	1	0	0	0	0	0	0	10	50.0	100.0	5.0
09/22	L.A. Chargers	4	1	1	0	0	2	2	0	0	0	0	0	1	13	25.0	75.0	3.3
09/29	at Indianapolis	4	3	3	0	0	0	0	0	0	1	0	0	0	21	75.0	75.0	5.3
10/06	Dallas	2	2	2	0	0	0	0	0	0	0	0	0	0	14	100.0	100.0	7.0
10/13	at Las Vegas	4	2	1	0	0	2	2	0	0	0	0	0	0	19	50.0	100.0	4.8
10/20	N.Y. Jets	6	4	4	0	0	2	2	0	0	0	0	0	0	34	66.7	100.0	5.7
10/28	N.Y. Giants	4	0	0	0	0	4	4	0	0	0	0	0	0	12	0.0	100.0	3.0
11/10	at Washington	4	3	3	0	0	0	0	0	0	1	0	0	0	21	75.0	75.0	5.3
11/17	Baltimore	4	0	0	0	0	3	3	0	1	0	0	0	0	9	0.0	75.0	2.3
11/21	at Cleveland	2	1	1	0	0	1	1	0	0	0	0	0	0	10	50.0	100.0	5.0
12/01	at Cincinnati	4	2	2	0	0	2	2	0	0	0	0	0	0	20	50.0	100.0	5.0
12/08	Cleveland	4	2	2	0	0	1	1	0	0	0	0	0	1	17	50.0	75.0	4.3
12/15	at Philadelphia	2	1	1	0	0	1	1	0	0	0	0	0	0	10	50.0	100.0	5.0
12/21	at Baltimore	2	2	2	0	0	0	0	0	0	0	0	0	0	14	100.0	100.0	7.0
12/25	Kansas City	4	1	1	0	0	1	1	0	1	0	0	0	1	10	25.0	50.0	2.5
01/04	Cincinnati	2	2	2	0	0	0	0	0	0	0	0	0	0	14	100.0	100.0	7.0
TOTALS		56	27	26	0	0	21	21	0	2	2	1	0	3	251	48.2	85.7	4.5

OPPONENT																		
Date	Opponent	Pos	TD	PAT	2-Pt.	Miss PAT	FG	FGA	Blk/ MFG	INT	Fum	Dwns	Half	Game	Pts	TD%	Score Pct.	Pts/Poss
09/08	at Atlanta	2	1	1	0	0	1	1	0	0	0	0	0	0	10	50.0	100.0	5.0
09/15	at Denver	3	0	0	0	0	2	2	0	1	0	0	0	0	6	0.0	66.7	2.0
09/22	L.A. Chargers	1	0	0	0	0	1	1	0	0	0	0	0	0	3	0.0	100.0	3.0
09/29	at Indianapolis	5	3	3	0	0	2	2	0	0	0	0	0	0	27	60.0	100.0	5.4
10/06	Dallas	4	1	1	0	0	1	1	0	1	1	0	0	0	10	25.0	50.0	2.5
10/13	at Las Vegas	3	2	1	0	0	0	0	0	1	0	0	0	0	13	66.7	66.7	4.3
10/20	N.Y. Jets	3	2	1	1	0	0	1	1	0	0	0	0	0	15	66.7	66.7	5.0
10/28	N.Y. Giants	3	0	0	0	0	2	2	0	0	1	0	0	0	6	0.0	66.7	2.0
11/10	at Washington	3	3	3	0	0	0	0	0	0	0	0	0	0	21	100.0	100.0	7.0
11/17	Baltimore	2	2	1	0	0	0	0	0	0	0	0	0	0	13	100.0	100.0	6.5
11/21	at Cleveland	4	3	1	1	0	1	1	0	0	0	0	0	0	24	75.0	100.0	6.0
12/01	at Cincinnati	5	4	4	0	0	1	1	0	0	0	0	0	0	31	80.0	100.0	6.2
12/08	Cleveland	3	1	1	0	0	0	1	1	0	0	0	0	0	7	33.3	33.3	2.3
12/15	at Philadelphia	6	3	3	0	0	2	2	0	0	0	0	0	1	27	50.0	83.3	4.5
12/21	at Baltimore	5	3	3	0	0	1	1	0	1	0	0	0	0	24	60.0	80.0	4.8
12/25	Kansas City	5	4	2	0	1	1	1	0	0	0	0	0	0	29	80.0	100.0	5.8
01/04	Cincinnati	4	1	1	0	0	3	3	0	0	0	0	0	0	16	25.0	100.0	4.0
TOTALS		61	33	26	2	1	18	20	2	3	3	0	0	1	282	54.1	83.6	4.6

STEELERS													OPPONENT												
		1ST DOWN			2ND DOWN			3RD DOWN			4TH DOWN			1ST DOWN			2ND DOWN			3RD DOWN			4TH DOWN		
Date	Opponent	Att	Yds	Avg	Att	Yds	Avg	Att	Yds	Avg	Att	Yds	Avg	Att	Yds	Avg	Att	Yds	Avg	Att	Yds	Avg	Att	Yds	Avg
09/08	at Atlanta	25	126	5.0	23	98	4.3	17	46	2.7	1	0	0.0	24	163	6.8	16	22	1.4	9	31	3.4	1	10	10.0
09/15	at Denver	24	80	3.3	21	103	4.9	13	70	5.4	0	0	0.0	24	170	7.1	18	47	2.6	12	56	4.7	2	22	11.0
09/22	L.A. Chargers	27	77	2.9	24	174	7.3	14	95	6.8	0	0	0.0	19	55	2.9	15	79	5.3	11	32	2.9	0	0	0.0
09/29	at Indianapolis	30	150	5.0	23	179	7.8	13	75	5.8	2	0	0.0	30	186	6.2	19	78	4.1	15	94	6.3	0	0	0.0
10/06	Dallas	22	92	4.2	21	85	4.0	12	46	3.8	2	3	1.5	32	143	4.5	27	151	5.6	15	147	9.8	1	4	4.0
10/13	at Las Vegas	26	84	3.2	22	159	7.2	13	61	4.7	1	3	3.0	25	105	4.2	21	147	7.0	11	14	1.3	3	9	3.0
10/20	N.Y. Jets	28	149	5.3	22	157	7.1	14	93	6.6	2	11	5.5	26	128	4.9	17	147	8.6	10	33	3.3	2	15	7.5
10/28	N.Y. Giants	30	194	6.5	20	108	5.4	13	124	9.5	0	0	0.0	28	159	5.7	23	146	6.3	15	100	6.7	1	5	5.0
11/10	at Washington	31	44	1.4	26	158	6.1	16	111	6.9	1	4	4.0	26	158	6.1	18	37	2.1	14	39	2.8	1	8	8.0
11/17	Baltimore	30	111	3.7	27	150	5.6	16	42	2.6	1	0	0.0	26	189	7.3	17	96	5.6	11	44	4.0	0	0	0.0
11/21	at Cleveland	26	88	3.4	22	96	4.4	16	178	11.1	3	6	2.0	23	176	7.7	18	78	4.3	10	34	3.4	4	16	4.0
12/01	at Cincinnati	32	201	6.3	25	223	8.9	9	96	10.7	0	0	0.0	29	195	6.7	20	127	6.4	8	53	6.6	0	0	0.0
12/08	Cleveland	26	109	4.2	22	74	3.4	14	84	6.0	0	0	0.0	30	114	3.8	22	108	4.9	13	69	5.3	4	9	2.3
12/15	at Philadelphia	19	112	5.9	12	20	1.7	10	33	3.3	0	0	0.0	32	122	3.8	27	174	6.4	17	103	6.1	1	2	2.0
12/21	at Baltimore	28	178	6.4	21	102	4.9	10	35	3.5	1	0	0.0	31	211	6.8	21	134	6.4	10	73	7.3	0	0	0.0
12/25	Kansas City	31	212	6.8	25	69	2.8	16	83	5.2	1	0	0.0	27	177	6.6	20	152	7.6	10	56	5.6	1	4	4.0
01/04	Cincinnati	25	71	2.8	19	77	4.1	12	45	3.8	2	0	0.0	31	162	5.2	26	139	5.3	13	13	1.0	1	0	0.0
TOTALS		460	2,078	4.5	375	2,032	5.4	228	1,317	5.8	17	27	1.6	463	2,613	5.6	345	1,862	5.4	204	991	4.9	22	104	4.7

STEELERS												
Date	Opponent	3rd & 1	3rd & 2	3rd & 3	3rd & 4	3rd & 5	3rd & 6	3rd & 7	3rd & 8	3rd & 9	3rd & 10+	Total
09/08	at Atlanta	3 / 3	1 / 2	1 / 1	0 / 1	1 / 1	0 / 2	1 / 1	0 / 1	0 / 0	1 / 5	8 / 17
09/15	at Denver	0 / 0	0 / 0	0 / 1	1 / 2	2 / 3	0 / 0	0 / 0	0 / 1	0 / 1	1 / 5	4 / 13
09/22	L.A. Chargers	0 / 0	1 / 1	1 / 1	2 / 4	1 / 2	0 / 0	0 / 0	1 / 2	0 / 0	1 / 4	7 / 14
09/29	at Indianapolis	1 / 1	1 / 3	1 / 2	0 / 1	2 / 2	0 / 0	0 / 0	0 / 0	1 / 1	0 / 3	6 / 13
10/06	Dallas	1 / 3	2 / 2	0 / 0	0 / 1	0 / 2	0 / 1	0 / 0	0 / 2	0 / 0	0 / 1	3 / 12
10/13	at Las Vegas	1 / 1	1 / 2	1 / 1	0 / 0	0 / 1	0 / 0	0 / 0	0 / 0	0 / 0	1 / 8	4 / 13
10/20	N.Y. Jets	0 / 1	0 / 1	0 / 1	2 / 3	1 / 2	0 / 0	1 / 1	1 / 2	0 / 0	0 / 3	5 / 14
10/28	N.Y. Giants	1 / 1	0 / 0	0 / 1	1 / 1	0 / 2	0 / 0	1 / 2	1 / 2	0 / 0	2 / 4	6 / 13
11/10	at Washington	1 / 2	1 / 2	2 / 2	1 / 1	0 / 0	0 / 1	0 / 0	1 / 3	1 / 2	0 / 3	7 / 16
11/17	Baltimore	2 / 4	0 / 0	0 / 1	0 / 2	1 / 2	0 / 0	1 / 2	0 / 1	0 / 0	0 / 4	4 / 16
11/21	at Cleveland	1 / 3	1 / 1	0 / 1	0 / 1	0 / 0	3 / 4	0 / 1	0 / 0	1 / 1	1 / 4	7 / 16
12/01	at Cincinnati	0 / 0	1 / 1	0 / 1	1 / 2	0 / 0	0 / 1	0 / 0	1 / 2	1 / 1	0 / 1	4 / 9
12/08	Cleveland	2 / 3	0 / 0	0 / 1	0 / 1	1 / 2	1 / 2	1 / 1	0 / 0	0 / 1	1 / 3	6 / 14
12/15	at Philadelphia	1 / 1	1 / 1	0 / 0	0 / 0	0 / 0	0 / 0	0 / 1	0 / 1	1 / 1	0 / 5	3 / 10
12/21	at Baltimore	0 / 0	0 / 1	0 / 0	2 / 2	0 / 1	1 / 1	1 / 2	0 / 0	0 / 0	0 / 3	4 / 10
12/25	Kansas City	0 / 0	1 / 3	0 / 1	2 / 2	0 / 1	0 / 0	1 / 1	2 / 2	1 / 2	1 / 4	8 / 16
01/04	Cincinnati	1 / 3	1 / 1	0 / 1	0 / 0	0 / 0	0 / 0	0 / 1	0 / 2	1 / 1	1 / 3	4 / 12
TOTALS		15 / 26	12 / 21	6 / 16	12 / 24	9 / 21	5 / 12	7 / 13	7 / 21	7 / 11	10 / 63	90 / 228
		57.7%	57.1%	37.5%	50.0%	42.9%	41.7%	53.8%	33.3%	63.6%	15.9%	39.5%
		3RD & 1-3: 33 / 63 = 52.4%			3RD & 4-6: 26 / 57 = 45.6%			3RD & 7-10+: 31 / 108 = 28.7%				

OPPONENT												
Date	Opponent	3rd & 1	3rd & 2	3rd & 3	3rd & 4	3rd & 5	3rd & 6	3rd & 7	3rd & 8	3rd & 9	3rd & 10+	Total
09/08	at Atlanta	0 / 0	0 / 1	0 / 1	1 / 1	0 / 0	1 / 1	0 / 0	0 / 0	0 / 0	0 / 5	2 / 9
09/15	at Denver	0 / 1	0 / 1	1 / 1	0 / 0	0 / 1	0 / 2	1 / 1	0 / 1	0 / 0	0 / 4	2 / 12
09/22	L.A. Chargers	0 / 0	1 / 1	1 / 1	0 / 0	0 / 1	1 / 2	0 / 0	0 / 1	0 / 0	0 / 5	3 / 11
09/29	at Indianapolis	1 / 2	0 / 0	0 / 1	1 / 1	0 / 1	2 / 2	2 / 4	0 / 0	0 / 0	2 / 4	8 / 15
10/06	Dallas	3 / 4	0 / 0	0 / 0	1 / 2	2 / 3	1 / 2	0 / 0	0 / 0	1 / 1	1 / 3	9 / 15
10/13	at Las Vegas	1 / 2	1 / 2	0 / 2	0 / 0	0 / 1	0 / 1	0 / 0	0 / 0	0 / 0	0 / 3	2 / 11
10/20	N.Y. Jets	1 / 1	0 / 1	0 / 0	1 / 1	0 / 1	0 / 0	0 / 1	0 / 1	0 / 0	1 / 4	3 / 10
10/28	N.Y. Giants	1 / 1	0 / 0	0 / 1	0 / 0	1 / 2	0 / 0	0 / 2	2 / 3	0 / 0	1 / 6	5 / 15
11/10	at Washington	2 / 2	1 / 2	0 / 1	1 / 1	0 / 0	0 / 0	0 / 0	0 / 1	0 / 1	1 / 6	5 / 14
11/17	Baltimore	0 / 0	0 / 0	1 / 1	0 / 0	0 / 0	1 / 3	0 / 0	0 / 0	1 / 1	1 / 6	4 / 11
11/21	at Cleveland	0 / 0	0 / 2	0 / 1	0 / 1	0 / 1	1 / 1	0 / 2	0 / 0	0 / 0	0 / 2	1 / 10
12/01	at Cincinnati	0 / 1	2 / 2	0 / 0	0 / 0	0 / 0	1 / 2	0 / 0	0 / 1	0 / 0	1 / 2	4 / 8
12/08	Cleveland	0 / 0	0 / 0	0 / 0	0 / 1	0 / 1	0 / 1	0 / 1	0 / 1	1 / 2	1 / 6	2 / 13
12/15	at Philadelphia	1 / 1	3 / 3	1 / 1	1 / 2	1 / 1	1 / 2	1 / 2	0 / 0	1 / 2	0 / 3	10 / 17
12/21	at Baltimore	1 / 2	0 / 1	0 / 0	0 / 0	1 / 1	0 / 0	1 / 1	1 / 1	0 / 1	0 / 3	4 / 10
12/25	Kansas City	0 / 1	0 / 1	0 / 0	1 / 3	0 / 0	0 / 0	1 / 1	0 / 0	0 / 0	1 / 4	3 / 10
01/04	Cincinnati	3 / 3	1 / 2	0 / 2	0 / 0	0 / 1	0 / 2	0 / 0	0 / 0	1 / 2	0 / 1	5 / 13
TOTALS		14 / 21	9 / 19	4 / 13	7 / 13	5 / 15	9 / 21	6 / 15	3 / 10	5 / 10	10 / 67	72 / 204
		66.7%	47.4%	30.8%	53.8%	33.3%	42.9%	40.0%	30.0%	50.0%	14.9%	35.3%
		3RD & 1-3: 27 / 53 = 50.9%			3RD & 4-6: 21 / 49 = 42.9%			3RD & 7-10+: 24 / 102 = 23.5%				

STEELERS							OPPONENT						
Date	Opponent	4th & 1	4th & 2	4th & 3	4th & 4	4th & 5+	Total	4th & 1	4th & 2	4th & 3	4th & 4	4th & 5+	Total
09/08	at Atlanta	0 / 1	0 / 0	0 / 0	0 / 0	0 / 0	0 / 1	1 / 1	0 / 0	0 / 0	0 / 0	0 / 0	1 / 1
09/15	at Denver	0 / 0	0 / 0	0 / 0	0 / 0	0 / 0	0 / 0	0 / 0	0 / 0	0 / 0	0 / 0	1 / 2	1 / 2
09/22	L.A. Chargers	0 / 0	0 / 0	0 / 0	0 / 0	0 / 0	0 / 0	0 / 0	0 / 0	0 / 0	0 / 0	0 / 0	0 / 0
09/29	at Indianapolis	0 / 1	0 / 0	0 / 0	0 / 0	0 / 1	0 / 2	0 / 0	0 / 0	0 / 0	0 / 0	0 / 0	0 / 0
10/06	Dallas	2 / 2	0 / 0	0 / 0	0 / 0	0 / 0	2 / 2	0 / 0	0 / 0	0 / 0	1 / 1	0 / 0	1 / 1
10/13	at Las Vegas	1 / 1	0 / 0	0 / 0	0 / 0	0 / 0	1 / 1	0 / 0	1 / 1	0 / 1	0 / 0	0 / 1	1 / 3
10/20	N.Y. Jets	1 / 1	1 / 1	0 / 0	0 / 0	0 / 0	2 / 2	1 / 1	0 / 0	0 / 0	0 / 0	0 / 1	1 / 2
10/28	N.Y. Giants	0 / 0	0 / 0	0 / 0	0 / 0	0 / 0	0 / 0	0 / 0	1 / 1	0 / 0	0 / 0	0 / 0	1 / 1
11/10	at Washington	1 / 1	0 / 0	0 / 0	0 / 0	0 / 1	1 / 2	0 / 0	0 / 0	0 / 0	0 / 0	0 / 1	0 / 1
11/17	Baltimore	0 / 1	0 / 0	0 / 0	0 / 0	0 / 0	0 / 1	0 / 0	0 / 0	0 / 0	0 / 0	0 / 0	0 / 0
11/21	at Cleveland	1 / 2	0 / 1	0 / 0	0 / 0	0 / 0	1 / 3	2 / 2	1 / 1	1 / 1	0 / 0	0 / 0	4 / 4
12/01	at Cincinnati	0 / 0	0 / 0	0 / 0	0 / 0	0 / 0	0 / 0	0 / 0	0 / 0	0 / 0	0 / 0	0 / 0	0 / 0
12/08	Cleveland	0 / 0	0 / 0	0 / 0	0 / 0	0 / 0	0 / 0	1 / 2	0 / 0	1 / 1	0 / 0	1 / 1	3 / 4
12/15	at Philadelphia	0 / 0	0 / 0	0 / 0	0 / 0	0 / 0	0 / 0	1 / 1	0 / 0	0 / 0	0 / 0	0 / 0	1 / 1
12/21	at Baltimore	0 / 0	0 / 0	0 / 0	0 / 0	0 / 1	0 / 1	0 / 0	0 / 0	0 / 0	0 / 0	0 / 0	0 / 0
12/25	Kansas City	0 / 0	0 / 0	0 / 0	0 / 0	0 / 1	0 / 1	1 / 1	0 / 0	0 / 0	0 / 0	0 / 0	1 / 1
01/04	Cincinnati	0 / 1	0 / 0	0 / 0	0 / 0	0 / 1	0 / 2	0 / 1	0 / 0	0 / 0	0 / 0	0 / 0	0 / 1
TOTALS		6 / 11	1 / 2	0 / 0	0 / 0	0 / 5	7 / 18	7 / 9	3 / 3	2 / 3	1 / 1	2 / 6	15 / 22
		54.5%	50.0%	0.0%	0.0%	0.0%	38.9%	77.8%	100.0%	66.7%	100.0%	33.3%	68.2%

SEPTEMBER 8, 2024 STEELERS @ ATLANTA FALCONS W 18-10									
TOP TACKLERS		SACKS		INTS		FORCED FUMBLES		RECOVERED FUMBLES	
PLAYER	NO.	PLAYER	NO.	PLAYER	NO.	PLAYER	NO.	PLAYER	NO.
M. Fitzpatrick	7	M. Adams Sr.	1.0	D. Elliott	1			T. Watt	1
A. Highsmith	6	T. Watt	1.0	D. Jackson	1				
D. Elliott	4								
C. Heyward	4								
T. Watt	4								
M. Adams Sr.	3								
B. Bishop Jr.	3								
D. Kazez	3								
L. Ogunjobi	3								
J. Porter Jr.	3								
P. Wilson	3								
K. Benton	2								
D. Jackson	2								
P. Queen	2								
N. Herbig	1								

SEPTEMBER 15, 2024 STEELERS @ DENVER BRONCOS W 13-6									
TOP TACKLERS		SACKS		INTS		FORCED FUMBLES		RECOVERED FUMBLES	
PLAYER	NO.	PLAYER	NO.	PLAYER	NO.	PLAYER	NO.	PLAYER	NO.
D. Elliott	9	A. Highsmith	1.0	D. Kazez	1				
M. Fitzpatrick	7	T. Watt	1.0	C. Trice Jr.	1				
A. Highsmith	4								
D. Kazez	4								
P. Queen	4								
K. Benton	3								
C. Heyward	3								
D. Jackson	3								
T. Watt	3								
M. Adams Sr.	2								
I. Loudermilk	2								
L. Ogunjobi	2								
J. Porter Jr.	2								
E. Roberts	2								
C. Trice Jr.	2								
B. Bishop Jr.	1								
D. Leal	1								

SEPTEMBER 22, 2024 STEELERS VS. LOS ANGELES CHARGERS W 20-10									
TOP TACKLERS		SACKS		INTS		FORCED FUMBLES		RECOVERED FUMBLES	
PLAYER	NO.	PLAYER	NO.	PLAYER	NO.	PLAYER	NO.	PLAYER	NO.
P. Queen	8	N. Herbig	2.0			N. Herbig	1		
D. Elliott	5	C. Heyward	1.0						
D. Jackson	5	E. Roberts	1.0						
C. Heyward	4	T. Watt	1.0						
J. Porter Jr.	4								
E. Roberts	4								
N. Herbig	3								
L. Ogunjobi	3								
T. Watt	3								
B. Bishop Jr.	2								
M. Fitzpatrick	2								
I. Loudermilk	2								
P. Wilson	2								
K. Benton	1								
A. Highsmith	1								
D. Lowry	1								

SEPTEMBER 29, 2024 STEELERS @ INDIANAPOLIS COLTS L 27-24									
TOP TACKLERS		SACKS		INTS		FORCED FUMBLES		RECOVERED FUMBLES	
PLAYER	NO.	PLAYER	NO.	PLAYER	NO.	PLAYER	NO.	PLAYER	NO.
D. Elliott	12	C. Heyward	1.0			D. Elliott	1		
M. Fitzpatrick	9	B. Bishop Jr.	0.5						
P. Queen	7	L. Ogunjobi	0.5						
C. Heyward	6								
L. Ogunjobi	6								
P. Wilson	6								
J. Porter Jr.	4								
K. Benton	3								
D. Jackson	3								
E. Roberts	3								
T. Edmunds	2								
N. Herbig	2								
T. Watt	2								
B. Bishop Jr.	1								
I. Loudermilk	1								

OCTOBER 6, 2024 STEELERS VS. DALLAS COWBOYS L 20-17									
TOP TACKLERS		SACKS		INTS		FORCED FUMBLES		RECOVERED FUMBLES	
PLAYER	NO.	PLAYER	NO.	PLAYER	NO.	PLAYER	NO.	PLAYER	NO.
M. Fitzpatrick	10	T. Watt	1.5	D. Jackson	1	E. Roberts	1	N. Herbig	1
D. Elliott	9	N. Herbig	0.5	J. Porter Jr.	1	T. Watt	1		
P. Queen	9								
P. Wilson	9								
T. Watt	8								
C. Heyward	4								
D. Jackson	4								
J. Porter Jr.	4								
B. Bishop Jr.	3								
E. Roberts	3								
M. Adams Sr.	2								
N. Herbig	2								
K. Benton	1								
D. Kazez	1								
D. Leal	1								
D. Lowry	1								
J. Moon	1								
L. Ogunjobi	1								

OCTOBER 13, 2024 STEELERS @ LAS VEGAS RAIDERS W 32-13									
TOP TACKLERS		SACKS		INTS		FORCED FUMBLES		RECOVERED FUMBLES	
PLAYER	NO.	PLAYER	NO.	PLAYER	NO.	PLAYER	NO.	PLAYER	NO.
P. Queen	13	C. Heyward	1.0	D. Jackson	1	T. Watt	2	K. Benton	1
D. Elliott	6							D. Elliott	1
P. Wilson	6								
E. Roberts	5								
T. Watt	5								
M. Fitzpatrick	4								
C. Heyward	4								
J. Porter Jr.	4								
K. Benton	2								
B. Bishop Jr.	2								
L. Ogunjobi	2								
M. Adams Sr.	1								
T. Edmunds	1								
D. Jackson	1								
E. Leota	1								
J. Moon	1								

OCTOBER 20, 2024 STEELERS VS. NEW YORK JETS W 37-15									
TOP TACKLERS		SACKS		INTS		FORCED FUMBLES		RECOVERED FUMBLES	
PLAYER	NO.	PLAYER	NO.	PLAYER	NO.	PLAYER	NO.	PLAYER	NO.
P. Wilson	9	L. Ogunjobi	1.0	B. Bishop Jr.	2				
B. Bishop Jr.	6								
D. Elliott	6								
M. Fitzpatrick	4								
A. Highsmith	4								
P. Queen	4								
J. Pierre	3								
J. Porter Jr.	3								
K. Benton	2								
C. Heyward	2								
D. Jackson	2								
L. Ogunjobi	2								
T. Watt	1								

OCTOBER 28, 2024 STEELERS VS. NEW YORK GIANTS W 26-18									
TOP TACKLERS		SACKS		INTS		FORCED FUMBLES		RECOVERED FUMBLES	
PLAYER	NO.	PLAYER	NO.	PLAYER	NO.	PLAYER	NO.	PLAYER	NO.
J. Porter Jr.	9	A. Highsmith	2.0	B. Bishop Jr.	1	T. Watt	1	T. Watt	1
P. Queen	8	T. Watt							
D. Elliott	7								
T. Watt	7								
C. Heyward	6								
B. Bishop Jr.	5								
M. Fitzpatrick	4								
A. Highsmith	4								
D. Jackson	4								
L. Ogunjobi	3								
E. Roberts	3								
K. Benton	2								
T. Edmunds	2								
P. Wilson	2								
D. Kazez	1								
I. Loudermilk	1								

NOVEMBER 10, 2024 STEELERS @ WASHINGTON COMMANDERS W 28-27									
TOP TACKLERS		SACKS		INTS		FORCED FUMBLES		RECOVERED FUMBLES	
PLAYER	NO.	PLAYER	NO.	PLAYER	NO.	PLAYER	NO.	PLAYER	NO.
P. Queen	7	C. Heyward	2.0						
D. Elliott	6	P. Smith	1.0						
J. Porter Jr.	5								
E. Roberts	5								
M. Fitzpatrick	4								
L. Ogunjobi	3								
P. Smith	3								
B. Bishop Jr.	2								
C. Heyward	2								
D. Jackson	2								
K. Benton	1								
D. Kazez	1								
I. Loudermilk	1								
J. Pierre	1								
P. Wilson	1								

NOVEMBER 17, 2024 STEELERS VS. CLEVELAND RAVENS W 18-16									
TOP TACKLERS		SACKS		INTS		FORCED FUMBLES		RECOVERED FUMBLES	
PLAYER	NO.	PLAYER	NO.	PLAYER	NO.	PLAYER	NO.	PLAYER	NO.
P. Queen	10	D. Lowry	1.0	P. Wilson	1	N. Herbig	1	D. Elliott	1
M. Fitzpatrick	7	T. Watt	1.0			P. Queen	1	P. Queen	1
L. Ogunjobi	5								
C. Heyward	4								
K. Benton	3								
E. Roberts	3								
T. Watt	3								
B. Bishop Jr.	2								
D. Elliott	2								
N. Herbig	2								
D. Kazez	2								
P. Wilson	2								
I. Loudermilk	1								
D. Lowry	1								
J. Porter Jr.	1								
P. Smith	1								

NOVEMBER 21, 2024 STEELERS @ CLEVELAND BROWNS L 24-19									
TOP TACKLERS		SACKS		INTS		FORCED FUMBLES		RECOVERED FUMBLES	
PLAYER	NO.	PLAYER	NO.	PLAYER	NO.	PLAYER	NO.	PLAYER	NO.
P. Queen	7	N. Herbig	1.0	D. Jackson	1	D. Elliott	1	D. Elliott	1
D. Elliott	6					M. Fitzpatrick	1	D. Jackson	1
C. Heyward	6					N. Herbig	1		
J. Porter Jr.	6								
N. Herbig	5								
P. Smith	4								
T. Watt	4								
P. Wilson	4								
M. Fitzpatrick	3								
D. Jackson	3								
L. Ogunjobi	3								
E. Roberts	3								
B. Bishop Jr.	2								
K. Benton	1								
I. Loudermilk	1								
C. Sutton	1								

DECEMBER 1, 2024 STEELERS @ CINCINNATI BENGALS W 44-38									
TOP TACKLERS		SACKS		INTS		FORCED FUMBLES		RECOVERED FUMBLES	
PLAYER	NO.	PLAYER	NO.	PLAYER	NO.	PLAYER	NO.	PLAYER	NO.
D. Elliott	11	T. Watt	2.0	D. Jackson	1	N. Herbig	1	P. Wilson	2
P. Queen	9	N. Herbig	1.0			T. Watt	1		
M. Fitzpatrick	6	C. Heyward	1.0						
C. Heyward	5								
J. Porter Jr.	5								
C. Sutton	4								
D. Kazez	3								
T. Watt	3								
P. Wilson	3								
N. Herbig	2								
L. Ogunjobi	2								
K. Benton	1								
B. Bishop Jr.	1								
E. Roberts	1								

DECEMBER 8, 2024 STEELERS VS. CLEVELAND BROWNS W 27-14									
TOP TACKLERS		SACKS		INTS		FORCED FUMBLES		RECOVERED FUMBLES	
PLAYER	NO.	PLAYER	NO.	PLAYER	NO.	PLAYER	NO.	PLAYER	NO.
D. Elliott	13	C. Heyward	2.0	K. Benton	1				
P. Queen	10	A. Highsmith	1.0	J. Pierre	1				
B. Bishop Jr.	6								
J. Porter Jr.	6								
M. Fitzpatrick	5								
C. Heyward	5								
T. Watt	4								
P. Wilson	4								
A. Highsmith	3								
E. Roberts	3								
D. Jackson	2								
L. Ogunjobi	2								
K. Benton	1								
D. Kazez	1								
I. Loudermilk	1								
J. Pierre	1								

DECEMBER 15, 2024 STEELERS @ PHILADELPHIA EAGLES L 27-13									
TOP TACKLERS		SACKS		INTS		FORCED FUMBLES		RECOVERED FUMBLES	
PLAYER	NO.	PLAYER	NO.	PLAYER	NO.	PLAYER	NO.	PLAYER	NO.
P. Queen	11	T. Watt	2.0			T. Watt	1	B. Bishop Jr.	1
M. Fitzpatrick	8	A. Highsmith	1.0						
A. Highsmith	8								
D. Kazez	8								
T. Watt	7								
C. Heyward	5								
J. Porter Jr.	5								
P. Wilson	5								
K. Benton	4								
J. Pierre	4								
E. Roberts	4								
D. Jackson	3								
M. Adams Sr.	2								
B. Bishop Jr.	2								
N. Herbig	2								
I. Loudermilk	2								
P. Smith	2								
D. Lowry	1								
C. Sutton	1								

DECEMBER 21, 2024 STEELERS @ BALTIMORE RAVENS L 34-17									
TOP TACKLERS		SACKS		INTS		FORCED FUMBLES		RECOVERED FUMBLES	
PLAYER	NO.	PLAYER	NO.	PLAYER	NO.	PLAYER	NO.	PLAYER	NO.
P. Queen	8	A. Highsmith	1.0	M. Fitzpatrick	1	A. Highsmith	1		
D. Kazez	7								
M. Fitzpatrick	6								
C. Heyward	6								
I. Loudermilk	5								
C. Trice Jr.	5								
A. Highsmith	4								
T. Watt	4								
J. Pierre	3								
J. Porter Jr.	3								
P. Wilson	3								
E. Roberts	2								
M. Adams Sr.	1								
K. Benton	1								
B. Bishop Jr.	1								
N. Herbig	1								
D. Lowry	1								
M. Robinson	1								
P. Smith	1								

DECEMBER 25, 2024 STEELERS VS. KANSAS CITY CHIEFS L 29-10									
TOP TACKLERS		SACKS		INTS		FORCED FUMBLES		RECOVERED FUMBLES	
PLAYER	NO.	PLAYER	NO.	PLAYER	NO.	PLAYER	NO.	PLAYER	NO.
M. Fitzpatrick	7								
P. Queen	7								
D. Elliott	4								
C. Heyward	4								
A. Highsmith	4								
D. Jackson	4								
P. Wilson	4								
L. Ogunjobi	3								
E. Roberts	3								
C. Sutton	3								
C. Trice Jr.	3								
T. Watt	3								
K. Benton	2								
M. Adams Sr.	1								
I. Loudermilk	1								

JANUARY 4, 2025 STEELERS VS. CINCINNATI BENGALS L 19-17									
TOP TACKLERS		SACKS		INTS		FORCED FUMBLES		RECOVERED FUMBLES	
PLAYER	NO.	PLAYER	NO.	PLAYER	NO.	PLAYER	NO.	PLAYER	NO.
C. Trice Jr.	11	K. Benton	1.0	B. Bishop Jr.	1	P. Queen	1		
P. Wilson	9	N. Herbig	1.0			P. Wilson	1		
D. Elliott	8	P. Queen	1.0						
A. Highsmith	7	P. Smith	1.0						
J. Porter Jr.	6								
C. Sutton	6								
K. Benton	5								
P. Queen	5								
M. Fitzpatrick	3								
M. Adams Sr.	2								
N. Herbig	2								
E. Roberts	2								
P. Smith	2								
C. Heyward	1								
L. Ogunjobi	1								

DATE	OPPONENT	TT	SOLO	ASST	SACKS	SACK YDS	INTS	INT YDS	PD	DTD	DS	TFL	QBH	FF	FR
9/8	at Atlanta	50	31	19	2	18.0	2	49.0	5	0	0	3	7	0	1
9/15	at Denver	54	34	20	2	15.0	2	5.0	6	0	0	6	7	0	0
9/22	L.A. Chargers	50	32	18	5	44.0	0	0.0	1	0	0	7	7	1	0
9/29	at Indianapolis	67	37	30	2	14.0	0	0.0	2	0	0	4	8	1	0
10/6	Dallas	73	51	22	2	16.0	2	18.0	6	0	0	3	6	2	1
10/13	at Las Vegas	58	40	18	1	9.0	1	24.0	5	0	0	7	3	2	2
10/20	N.Y. Jets	48	34	14	1	7.0	2	41.0	6	0	0	5	8	0	0
10/28	N.Y. Giants	68	38	30	4	27.0	1	5.0	4	0	0	6	12	1	1
11/10	at Washington	44	37	7	3	20.0	0	0.0	5	0	0	9	6	0	0
11/17	Baltimore	49	20	29	2	2.0	1	0.0	6	0	0	3	6	2	2
11/21	at Cleveland	59	26	33	1	0.0	1	2.0	6	0	0	1	6	3	2
12/1	at Cincinnati	56	32	24	4	27.0	1	11.0	4	1	0	6	11	2	3
12/8	Cleveland	67	37	30	3	16.0	2	29.0	5	0	0	7	6	0	0
12/15	at Philadelphia	84	45	39	3	20.0	0	0.0	2	0	0	5	5	1	1
12/21	at Baltimore	63	33	30	1	9.0	1	25.0	3	0	0	3	0	1	0
12/25	Kansas City	53	37	16	0	0.0	0	0.0	5	0	0	2	2	0	0
1/4	Cincinnati	70	46	24	4	31.0	1	0.0	6	0	0	7	5	2	0
	2024 TOTALS	1,013	610	403	40	275.0	17	209.0	77	1	0	84	105	18	13

AMERICAN FOOTBALL CONFERENCE						
	OFFENSE				DEFENSE	
	TOTAL	RUSH	PASS		RUSH	PASS
Baltimore Ravens	*1	*1	2	7	*1	15
Buffalo Bills	3	3	3	11	7	12
Cincinnati Bengals	2	14	*1	14	11	11
Cleveland Browns	15	13	11	12	12	7
Denver Broncos	7	7	9	5	2	10
Houston Texans	9	6	10	4	6	3
Indianapolis Colts	4	2	13	15	14	14
Jacksonville Jaguars	12	12	12	16	15	16
Kansas City Chiefs	5	11	5	6	4	9
Las Vegas Raiders	14	16	4	10	8	8
Los Angeles Chargers	8	8	8	8	9	4
Miami Dolphins	6	10	6	3	5	5
New England Patriots	16	5	16	13	13	6
New York Jets	11	15	7	2	10	2
Pittsburgh Steelers	10	4	15	9	3	13
Tennessee Titans	13	9	14	*1	16	*1

NATIONAL FOOTBALL CONFERENCE						
	OFFENSE				DEFENSE	
	TOTAL	RUSH	PASS		RUSH	PASS
Arizona Cardinals	8	6	11	9	9	7
Atlanta Falcons	5	7	4	10	6	11
Carolina Panthers	14	10	15	16	16	12
Chicago Bears	16	14	16	13	12	8
Dallas Cowboys	12	15	8	14	13	9
Detroit Lions	*1	5	*1	8	3	16
Green Bay Packers	4	4	9	2	4	6
Los Angeles Rams	11	13	7	12	10	10
Minnesota Vikings	9	11	5	6	*1	14
New Orleans Saints	13	9	12	15	15	13
New York Giants	15	12	13	11	11	4
Philadelphia Eagles	7	*1	14	*1	5	*1
San Francisco 49ers	3	8	3	3	8	3
Seattle Seahawks	10	16	6	5	7	5
Tampa Bay Buccaneers	2	3	2	7	2	15
Washington Commanders	6	2	10	4	14	2

NATIONAL FOOTBALL LEAGUE						
	OFFENSE				DEFENSE	
	TOTAL	RUSH	PASS		RUSH	PASS
Arizona Cardinals	11	7	18	21	20	14
Atlanta Falcons	6	10	5	23	15	22
Baltimore Ravens	*1	*1	7	10	*1	31
Buffalo Bills	10	9	9	17	12	24
Carolina Panthers	29	18	30	32	32	23
Chicago Bears	32	25	31	27	28	16
Cincinnati Bengals	9	30	*1	25	19	21
Cleveland Browns	28	29	22	19	21	12
Dallas Cowboys	17	27	11	28	29	17
Denver Broncos	19	16	20	7	3	19
Detroit Lions	2	6	2	20	5	30
Green Bay Packers	5	5	12	5	7	13
Houston Texans	22	15	21	6	11	6
Indianapolis Colts	13	8	25	29	24	26
Jacksonville Jaguars	25	26	24	31	25	32
Kansas City Chiefs	16	22	14	9	8	18
Las Vegas Raiders	27	32	13	15	13	15
Los Angeles Chargers	20	17	19	11	14	7
Los Angeles Rams	15	24	10	26	22	20
Miami Dolphins	18	21	15	4	9	9
Minnesota Vikings	12	19 T	6	16	2	28
New England Patriots	31	13	32	22	23	10
New Orleans Saints	21	14	23	30	31	27
New York Giants	30	23	28	24	27	8
New York Jets	24	31	16	3	17	4
Philadelphia Eagles	8	2	29	*1	10	*1
Pittsburgh Steelers	23	11	27	12	6	25
San Francisco 49ers	4	12	4	8	18	5
Seattle Seahawks	14	28	8	14	16	11
Tampa Bay Buccaneers	3	4	3	18	4	29
Tennessee Titans	26	19 T	26	2	26	2
Washington Commanders	7	3	17	13	30	3

* = NFL leader | T = Tied for position

NFL									
		OFFENSE				DEFENSE			
DATE	WEEK	TOTAL	RUSH	PASS	*POINTS SCORED	TOTAL	RUSH	PASS	*POINTS SCORED
9/8	1	T-20	13	28	23	4	10	T-7	T-2
9/15	2	30	12	30	26	5	T-4	14	2
9/22	3	24	12	29	24	1	T-2	5	1
9/29	4	17	10	22	T-22	4	3	T-8	2
10/6	5	23	13	27	26	8	5	17	T-2
10/13	6	26	9	28	20	8	4	13	2
10/20	7	19	9	26	16	8	3	22	2
10/28	8	16	8	25	15	9	4	22	2
11/10	10	18	8	26	12	8	4	19	2
11/17	11	19	8	28	15	8	4	18	2
11/21	12	18	8	26	14	9	4	17	4
12/1	13	14	9	20	10	6	4	19	T-6
12/8	14	17	9	23	10	7	4	17	5
12/15	15	18	10	24	T-10	9	4	22	6
12/21	16	19	11	25	12	11	8	20	T-7
12/25	17	16	10	25	14	11	7	23	7
1/4	18	23	11	27	16	12	6	25	8

*Points per game

AFC									
		OFFENSE				DEFENSE			
DATE	WEEK	TOTAL	RUSH	PASS	*POINTS SCORED	TOTAL	RUSH	PASS	*POINTS SCORED
9/8	1	10	6	13	10	3	6	3	T-1
9/15	2	16	5	16	13	5	3	10	2
9/22	3	11	5	13	11	1	2	4	1
9/29	4	6	3	9	10	4	2	7	2
10/6	5	9	6	11	12	7	3	10	T-2
10/13	6	10	2	12	7	7	2	9	2
10/20	7	8	2	11	6	7	2	12	2
10/28	8	6	2	11	6	8	3	12	2
11/10	10	6	2	12	5	7	3	12	2
11/17	11	7	2	14	6	6	3	11	2
11/21	12	6	2	13	6	7	3	10	3
12/1	13	4	2	9	4	4	3	9	T-3
12/8	14	5	2	11	4	5	3	10	3
12/15	15	5	3	12	T-4	7	3	11	4
12/21	16	6	4	13	6	7	5	11	4
12/25	17	6	4	13	7	7	3	11	4
1/4	18	10	4	15	7	9	3	13	4



2024 REGULAR SEASON STEELERS GAME-BY-GAME OFFENSE																		
	09/08	09/15	09/22	09/29	10/06	10/13	10/20	10/28	11/10	11/17	11/24	12/01	12/08	12/15	12/21	12/25	01/04	Totals
	@ ATL	@ DEN	@ LAC	@ IND	@ DAL	@ LV	@ NYJ	@ NYG	@ WAS	@ BAL	@ CLE	@ CIN	@ CLE	@ PHI	@ BAL	@ KC	@ CIN	
FIRST DOWNS																		
Total	16	16	20	23	17	18	21	20	21	18	17	28	15	10	19	23	16	318
Rushing	9	4	7	10	6	10	8	6	9	7	5	5	8	4	5	13	6	122
Passing	6	7	9	11	7	6	12	12	9	9	10	18	6	5	14	9	8	158
Penalty	1	5	4	2	4	2	1	2	3	2	2	5	1	1	0	1	2	38
THIRD DOWNS																		
Attempts	17	13	14	13	12	13	14	13	16	16	16	9	14	6	10	16	12	228
Converted	8	4	7	6	3	4	5	6	7	4	7	4	6	3	3	8	4	90
Percentage	47.1%	30.8%	50.0%	46.2%	25.0%	30.8%	35.7%	46.2%	43.8%	25.0%	43.8%	44.4%	42.9%	30.0%	40.0%	50.0%	33.3%	39.5%
FOURTH DOWNS																		
Attempts	1	0	0	2	2	1	2	0	2	1	3	0	0	0	1	1	2	18
Converted	0	0	0	0	2	1	2	0	1	0	1	0	0	0	0	0	0	7
Percentage	0.0%	0	0	0.0%	100.0%	100.0%	100.0%	0	50.0%	0.0%	33.3%	0	0	0	0.0%	0.0%	0.0%	38.9%
TOT. OFFENSE																		
Net Yards	270	251	346	404	226	293	409	426	312	303	368	520	267	163	315	364	193	5,430
Plays	66	58	65	68	57	62	66	63	75	74	67	66	62	41	60	73	58	1,081
Avg./Play	4.1	4.3	5.3	5.9	4.0	4.7	6.2	6.8	4.2	4.1	5.5	7.9	4.3	4.0	5.3	5.0	3.3	5.0
RUSHING																		
Net Yards	137	141	114	122	92	183	149	167	140	122	120	110	120	56	117	202	74	2,166
Rush. Att.	41	36	31	30	26	35	36	31	43	34	34	26	35	17	24	31	23	533
Avg./Att.	3.3	3.9	3.7	4.1	3.5	5.2	4.1	5.4	3.3	3.6	3.5	4.2	3.4	3.3	4.9	6.5	3.2	4.1
PASSING																		
Net Yards	133	110	232	282	134	110	260	259	172	181	248	410	147	107	198	162	119	3,264
Attempts	23	20	32	34	28	24	29	28	29	36	29	38	26	22	33	37	31	499
Completions	17	13	25	22	16	14	16	20	14	23	21	29	15	14	22	23	17	321
Intercepted	0	0	1	0	0	0	0	0	1	1	0	1	0	0	1	1	0	6
Gross Yards	156	117	245	312	150	145	264	278	195	205	270	414	158	128	217	205	148	3,607
Sacked	2.0	2.0	2.0	4.0	3.0	3.0	1.0	4.0	3.0	4.0	4.0	2.0	1.0	2.0	3.0	5.0	4.0	49.0
Yards Lost	23	7	13	30	16	35	4	19	23	24	22	4	11	21	19	43	29	343
ADVANCES																		
Rushes	41	36	31	30	26	35	36	31	43	34	34	26	35	17	24	31	23	533
Completions	17	13	25	22	16	14	16	20	14	23	21	29	15	14	22	23	17	321
Totals	58	49	56	52	42	49	52	51	57	57	55	55	50	31	46	54	40	854
Total Drives	10	11	10	11	10	11	11	11	14	13	11	11	14	9	11	11	11	190
PENALTIES																		
Number	9	10	3	6	5	8	5	4	5	5	7	6	9	6	5	5	4	102
Yards	60	78	15	53	50	50	36	50	49	45	39	103	61	60	29	25	20	823
FUMBLES																		
Number	1	1	0	3	2	1	0	1	1	0	2	1	1	2	2	2	2	22
Lost	0	0	0	2	1	0	0	1	1	0	0	1	1	1	1	1	1	11
PUNTING																		
Yards	146	424	156	103	222	137	184	131	212	226	15	38	314	215	247	178	213	3,161
Punts	3	8	3	3	5	3	4	3	5	4	1	1	6	5	5	4	5	68
Net Avg.	39.3	43.0	50.3	32.7	40.4	46.0	45.0	43.0	42.4	49.3	15.0	38.0	45.0	37.2	46.2	36.0	37.8	41.8
Gross Avg.	48.7	53.0	52.0	34.3	44.4	45.7	46.0	43.7	42.4	56.5	15.0	38.0	52.3	43.0	49.4	44.5	42.6	46.5
SCORING																		
Points	18	13	20	24	17	32	37	26	28	18	19	44	27	13	17	10	17	380
Q1	3	7	0	0	3	3	3	6	7	3	0	7	3	3	0	0	0	48
Q2	6	3	7	3	0	9	10	3	7	6	3	20	10	10	10	7	7	121
Q3	6	3	3	7	7	10	10	7	7	6	3	7	14	0	7	3	0	100
Q4	3	0	10	14	7	10	14	10	7	3	13	10	0	0	0	0	10	111
OT	0	0	0	0	0	0	0	0	0	0	0	0	0	0	0	0	0	0
TD Rushing	0	0	1	2	0	3	2	0	1	0	1	1	1	0	0	1	1	14
TD Passing	0	1	1	1	2	0	2	1	3	0	1	3	2	1	2	0	1	21
TD KO Returns	0	0	0	0	0	0	0	0	0	0	0	0	0	0	0	0	0	0
TD Punt Returns	0	0	0	0	0	0	0	1	0	0	0	0	0	0	0	0	0	1
TD Sp. Teams	0	0	0	0	0	0	0	0	0	0	0	0	0	0	0	0	0	0
TD Def. Returns	0	0	0	0	0	0	0	0	0	0	0	1	0	0	0	0	0	1
FG Attempts	6	2	3	1	1	4	3	4	0	6	3	4	2	2	1	1	1	44
FG Made	6	2	2	1	1	4	3	4	0	6	2	3	2	2	1	1	1	41
Safety	0	0	0	0	0	0	0	0	0	0	0	0	0	0	0	0	0	0
2-Pt Attempts	0	0	0	0	0	1	0	0	0	0	1	0	0	0	0	0	0	2
2-Pt Made	0	0	0	0	0	0	0	0	0	0	0	0	0	0	0	0	0	0
Time of Possession	35:36	32:19	33:51	31:07	27:31	31:51	32:09	29:18	36:11	36:22	35:02	31:09	30:00	20:08	27:35	31:22	22:00	523:31

2024 REGULAR SEASON STEELERS GAME-BY-GAME DEFENSE																		
	09/08	09/15	09/22	09/29	10/06	10/13	10/20	10/28	11/10	11/17	11/21	12/01	12/08	12/15	12/21	12/25	01/04	Totals
	@ ATL	@ DEN	@ LAC	@ IND	@ DAL	@ LV	NYJ	NYG	@ WAS	BAL	@ CLE	@ CIN	CLE	@ PHI	@ BAL	KC	CIN	
FIRST DOWNS																		
Total	15	13	10	22	25	16	17	17	19	16	17	25	20	26	25	20	21	324
Rushing	6	5	3	7	9	5	3	6	9	5	8	5	7	10	11	4	5	108
Passing	8	8	7	13	14	11	13	10	7	9	8	16	11	15	12	16	15	193
Penalty	1	0	0	2	2	0	1	1	3	2	1	4	2	1	2	0	1	23
THIRD DOWNS																		
Attempts	9	12	11	15	15	11	10	15	14	11	10	8	13	17	10	10	13	204
Converted	2	2	3	8	9	2	3	5	4	1	4	4	2	10	4	3	5	72
Percentage	22.2%	16.7%	27.3%	53.3%	60.0%	18.2%	30.0%	33.3%	35.7%	36.4%	10.0%	50.0%	15.4%	58.8%	40.0%	30.0%	38.5%	35.3%
FOURTH DOWNS																		
Attempts	1	2	0	0	1	3	2	1	1	0	4	0	4	1	0	1	1	22
Converted	1	1	0	0	1	1	1	1	0	0	4	0	3	1	0	1	0	15
Percentage	100.0%	50.0%	0	0	100.0%	33.3%	50.0%	100.0%	0.0%	0	100.0%	0	75.0%	100.0%	0	100.0%	0.0%	68.2%
TOT. OFFENSE																		
Net Yards	226	295	166	358	445	275	323	394	242	329	304	375	300	401	418	389	314	5,554
Plays	50	56	45	64	75	60	55	67	59	54	55	57	69	77	62	58	71	1,034
Avg./Play	4.5	5.3	3.7	5.6	5.9	4.6	5.9	5.9	4.1	6.1	5.5	6.6	4.3	5.2	6.7	6.7	4.4	5.4
RUSHING																		
Net Yards	89	64	61	133	109	57	54	157	60	124	85	93	104	131	220	69	68	1,678
Rush. Att.	22	19	20	32	31	19	15	25	22	19	27	15	25	42	38	20	21	412
Avg./Att.	4.0	3.4	3.1	4.2	3.5	3.0	3.6	6.3	2.7	6.5	3.1	6.2	4.2	3.1	5.8	3.5	3.2	4.1
PASSING																		
Net Yards	137	231	105	225	336	218	269	237	182	205	219	282	196	270	198	320	246	3,876
Attempts	26	35	20	30	42	40	39	38	34	33	27	38	41	32	23	38	46	582
Completions	16	20	14	19	29	27	24	24	17	16	18	28	24	25	15	29	37	382
Intercepted	2	2	0	0	2	1	2	1	0	1	1	1	2	0	1	0	1	17
Gross Yards	155	246	149	239	352	227	276	264	202	207	219	309	212	290	207	320	277	4,151
Sacked	2.0	2.0	5.0	2.0	2.0	1.0	1.0	4.0	3.0	2.0	1.0	4.0	3.0	3.0	1.0	0.0	4.0	40.0
Yards Lost	18	15	44	14	16	9	7	27	20	2	0	27	16	20	9	0	31	275
ADVANCES																		
Rushes	22	19	20	32	31	19	15	25	22	19	27	15	25	42	38	20	21	412
Completions	16	20	14	19	29	27	24	24	17	16	18	28	24	25	15	29	37	382
Totals	38	39	34	51	60	46	39	49	39	35	45	43	49	67	53	49	58	794
Total Drives	10	11	10	11	9	11	12	11	12	13	10	10	12	9	10	10	11	182
PENALTIES																		
Number	5	9	7	4	8	11	4	5	11	5	12	8	11	9	7	9	6	125
Yards	34	124	69	38	87	42	50	65	41	80	48	101	81	54	10	90	25	1,039
FUMBLES																		
Number	1	0	2	1	2	3	2	1	2	2	3	2	2	2	3	1	3	32
Lost	1	0	0	0	1	2	0	1	1	2	2	2	1	2	0	0	1	16
PUNTING																		
Yards	210	315	350	170	45	170	177	192	330	217	92	87	226	29	105	269	146	3,130
Punts	4	6	7	4	1	4	4	6	4	3	2	5	1	3	5	3	3	66
Net Avg.	40.8	48.0	47.1	35.0	45.0	32.5	42.0	24.8	48.3	46.0	24.0	43.5	37.2	29.0	35.0	43.0	43.3	40.3
Gross Avg.	52.5	52.5	50.0	42.5	45.0	42.5	44.3	48.0	55.0	54.3	30.7	43.5	45.2	29.0	35.0	53.8	48.7	47.4
SCORING																		
Points	10	6	10	27	20	13	15	18	27	16	24	38	14	27	34	29	19	347
Q1	3	0	7	14	3	7	7	3	7	0	0	14	7	10	7	13	10	112
Q2	7	0	3	3	3	0	8	6	10	7	10	7	0	7	10	0	3	84
Q3	0	0	0	0	0	0	0	0	10	3	0	3	0	3	7	3	3	32
Q4	0	6	0	10	14	6	0	9	0	6	14	14	7	7	10	13	3	119
OT	0	0	0	0	0	0	0	0	0	0	0	0	0	0	0	0	0	0
TD Rushing	0	0	0	1	0	1	1	1	3	1	3	1	0	1	0	1	0	14
TD Passing	1	0	1	2	2	1	1	0	0	1	0	3	2	2	3	3	1	23
TD KO Returns	0	0	0	0	0	0	0	0	0	0	0	0	0	0	0	0	0	0
TD Punt Returns	0	0	0	0	0	0	0	0	0	0	0	0	0	0	0	0	0	0
TD Sp. Teams	0	0	0	0	0	0	0	0	0	0	0	0	0	0	0	0	0	0
TD Def. Returns	0	0	0	0	0	0	0	0	0	0	0	1	0	0	1	0	0	2
FG Attempts	1	2	1	3	3	0	1	4	2	3	1	1	2	2	2	1	4	33
FG Made	1	2	1	2	2	0	0	4	2	1	1	1	0	2	2	1	4	26
Safety	0	0	0	0	0	0	0	0	0	0	0	0	0	0	0	0	0	0
2-Pt Attempts	0	0	0	0	0	1	1	1	0	1	2	0	0	0	0	1	0	7
2-Pt Made	0	0	0	0	0	0	0	1	0	0	0	0	0	0	0	0	0	2
Time of Possession	24:24	27:41	26:09	28:53	32:29	28:09	27:51	30:42	23:49	23:38	24:58	28:51	30:00	39:52	32:25	28:38	38:00	496:29

2024 REGULAR SEASON - DEFENSIVE TAKEAWAYS						
DATE	OPPONENT	TAKEAWAY	QTR.	SCORE	YD-LINE	RESULT
09/08	at Atlanta	D. Elliott INT (K. Cousins)	1	3-3	PIT-49	FG
		T. Watt FR (D. Dalman fumble)	3	9-10	PIT-38	FG
		D. Jackson INT (K. Cousins)	4	15-10	PIT-33	FG
09/15	at Denver	C. Trice Jr. INT (B. Nix: touchback)	3	10-0	PIT-(-8)	FG
		D. Kazez INT (B. Nix)	4	13-6	PIT-40	EOG
09/22	L.A. Chargers	None				
09/29	at Indianapolis	None				
10/06	Dallas	N. Herbig FR (T. Watt FF)	2	3-3	PIT-20	Punt
		D. Jackson INT (D. Prescott)	2	3-6	PIT-0	End of Half
		J. Porter Jr. INT (D. Prescott)	4	10-13	PIT-21	TD
10/13	at Las Vegas	K. Benton FR (T. Watt FF)	2	6-7	LV-30	TD
		D. Elliott FR (T. Watt FF)	4	22-7	PIT-1	Punt
		D. Jackson INT (A. O'Connell)	4	22-7	LV-31	TD
10/20	N.Y. Jets	B. Bishop Jr. INT (A. Rodgers)	2	6-15	PIT-46	TD
		B. Bishop Jr. INT (A. Rodgers)	3	16-15	NYJ-42	TD
10/28	N.Y. Giants	T. Watt FR (T. Watt FF)	4	26-18	PIT-28	Punt
		B. Bishop Jr. INT (D. Jones)	4	26-18	PIT-29	EOG
11/10	at Washington	None				
11/17	Baltimore	D. Elliott FR (N. Herbig FF)	1	0-0	BLT-42	FG
		P. Queen FR (P. Queen FF)	2	6-7	BLT-19	FG
		P. Wilson INT (L. Jackson)	4	15-10	PIT-36	FG
11/21	at Cleveland	D. Jackson FR (D. Elliott FF)	3	3-10	PIT-26	Downs
		D. Elliott FR (N. Herbig FF)	4	13-18	CLV-27	TD
		D. Jackson INT (J. Winston)	4	19-18	PIT-22	Punt
12/01	at Cincinnati	P. Wilson FR (P. Wilson FF)	2	21-21	PIT-35	FG
		D. Jackson INT (J. Burrow)	4	34-24	PIT-36	Punt
		P. Wilson FR (N. Herbig FF)	4	41-24	CIN-21	TD
12/08	Cleveland	K. Benton INT (J. Winston)	2	3-7	CLV-42	TD
		J. Pierre INT (J. Winston)	4	27-14	PIT-18	Punt
12/15	at Philadelphia	B. Bishop Jr. FR (T. Watt FF)	1	0-3	PHI-45	Punt
12/21	at Baltimore	M. Fitzpatrick INT (L. Jackson)	4	17-24	PIT-8	INT
12/25	Kansas City	None				
01/04	Cincinnati	B. Bishop Jr. INT (J. Burrow)	2	7-10	PIT-17	Downs

2024 REGULAR SEASON - OFFENSIVE GIVEAWAYS						
DATE	OPPONENT	TAKEAWAY	QTR.	SCORE	YD-LINE	RESULT
09/08	at Atlanta	None				
09/15	at Denver	None				
09/22	L.A. Chargers	J. Fields INT (B. Dupree)	3	10-10	LAC-34	Punt
09/29	at Indianapolis	G. Pickens fumble (N. Cross FF; J. Blackmon FR)	2	0-17	IND-3	Punt
		J. Fields fumble (C. Lammons FF; C. Lammons FR)	3	3-17	PIT-45	Missed FG
10/06	Dallas	P. Freiermuth fumble (E. Kendricks FF; J. Lewis FR)	4	17-20	PIT-11	EOG
10/13	at Las Vegas	None				
10/20	N.Y. Jets	None				
10/28	N.Y. Giants	R. Wilson fumble (B. Okereke FF; B. Okereke FR)	4	26-18	PIT-37	Fumble
11/10	at Washington	R. Wilson INT (J. Chinn)	3	21-27	WAS-26	Punt
		J. Warren fumble (Q. Martin FF; J. Chinn FR)	4	21-27	WAS-1	Punt
11/17	Baltimore	R. Wilson INT (M. Humphrey: touchback)	4	15-10	BLT-(-8)	INT
11/21	at Cleveland	R. Wilson fumble (M. Garrett FF; W. Reid FR)	2	3-7	PIT-31	FG
12/01	at Cincinnati	R. Wilson INT (C. Taylor-Britt)	1	0-7	CIN-49	TD
12/08	Cleveland	C. Patterson fumble (I. McGuire FF; M. Garrett FR)	4	27-14	CLV-47	INT
12/15	at Philadelphia	R. Wilson fumble (D. Slay FR)	3	13-20	PHI-26	TD
12/21	at Baltimore	R. Wilson fumble (A. Washington FF; K. Van Noy FR)	2	7-7	BLT-4	TD
		R. Wilson INT (M. Humphrey)	4	17-31	PIT-37	TD
12/25	Kansas City	R. Wilson INT (J. Reid: touchback)	1	0-13	KC-(-5)	Punt
		P. Freiermuth fumble (T. McDuffie FF; N. Bolton FR)	4	10-22	PIT-34	TD
01/04	Cincinnati	None				

2024 REGULAR SEASON - SPECIAL TEAMS/MISC TAKEAWAYS						
DATE	OPPONENT	TAKEAWAY	QTR.	SCORE	YD-LINE	RESULT
11/10	at Washington	B. Skowronek FR (O. Zachause fumble)	2	7-7	WAS-14	TD
12/08	Cleveland	B. Skowronek FR (K. Toney fumble)	4	27-14	CLV-20	EOG
12/15	at Philadelphia	N. Herbig FR (M. Robinson FF)	1	0-3	PHI-11	FG
01/04	Cincinnati	C. Heyward FR (D. Ivey fumble)	4	14-19	CIN-38	FG

2024 REGULAR SEASON - SPECIAL TEAMS/MISC GIVEAWAYS						
DATE	OPPONENT	TAKEAWAY	QTR.	SCORE	YD-LINE	RESULT
01/04	Cincinnati	C. Austin III fumble (S. Heyward FF; A. Davis-Gaither FR)	2	7-10	PIT-33	INT

2024 REGULAR SEASON - TURNOVERS		
Offense:	16 Giveaways 38 Points (5 TD, 1 FG)	Ratio +16 (33 takes, 17 gives)
Defense:	29 Takeaways 78 Points (8 TD, 8 FG)	
Special Teams:	1 Giveaway 0 Points (0 TD, 0 FG)	Points Off Turnovers Ratio +53 (91 scored, 38 allowed)
	4 Takeaways 13 Points (1 TD, 2 FG)	

DATE	OPPONENT	FORCED TURNOVERS			TURNOVERS CONVERTED					OUTCOME	
		FUM	INTS	TOTAL	TD	FG	PTS.	PTS. PCT.	TD PCT.	NET DIFF.	RESULT
09/08	Pittsburgh	1	2	3	0	3	9	100.0	0.0	+3	W
	at Atlanta	0	0	0	0	0	0	0.0	0.0	-3	L
09/15	Pittsburgh	0	2	2	0	1	3	50.0	0.0	+2	W
	at Denver	0	0	0	0	0	0	0.0	0.0	-2	L
09/22	Pittsburgh	0	0	0	0	0	0	0.0	0.0	-1	W
	L.A. Chargers	0	1	1	0	0	0	0.0	0.0	+1	L
09/29	Pittsburgh	0	0	0	0	0	0	0.0	0.0	-2	L
	at Indianapolis	2	0	2	0	0	0	0.0	0.0	+2	W
10/06	Pittsburgh	1	2	3	1	0	7	33.3	100.0	+2	L
	Dallas	1	0	1	0	0	0	0.0	0.0	-2	W
10/13	Pittsburgh	2	1	3	2	0	13	66.7	100.0	+3	W
	at Las Vegas	0	0	0	0	0	0	0.0	0.0	-3	L
10/20	Pittsburgh	0	2	2	2	0	14	100.0	100.0	+2	W
	N.Y. Jets	0	0	0	0	0	0	0.0	0.0	-2	L
10/28	Pittsburgh	1	1	2	0	0	0	0.0	0.0	+1	W
	N.Y. Giants	1	0	1	0	0	0	0.0	0.0	-1	L
11/10	Pittsburgh	1	0	1	1	0	7	100.0	100.0	-1	W
	at Washington	1	1	2	0	0	0	0.0	0.0	+1	L
11/17	Pittsburgh	2	1	3	0	3	9	100.0	0.0	+2	W
	Baltimore	0	1	1	0	0	0	0.0	0.0	-2	L
11/21	Pittsburgh	2	1	3	1	0	6	33.3	100.0	+2	L
	at Cleveland	1	0	1	0	1	3	100.0	0.0	-2	W
12/01	Pittsburgh	2	1	3	1	1	9	66.7	50.0	+2	W
	at Cincinnati	0	1	1	1	0	7	100.0	100.0	-2	L
12/08	Pittsburgh	1	2	3	1	0	7	33.3	100.0	+2	W
	Cleveland	1	0	1	0	0	0	0.0	0.0	-2	L
12/15	Pittsburgh	2	0	2	0	2	6	100.0	0.0	+1	L
	at Philadelphia	1	0	1	1	0	7	100.0	100.0	-1	W
12/21	Pittsburgh	0	1	1	0	0	0	0.0	0.0	-1	L
	at Baltimore	1	1	2	2	0	14	100.0	100.0	+1	W
12/25	Pittsburgh	0	0	0	0	0	0	0.0	0.0	-2	L
	Kansas City	1	1	2	1	0	7	50.0	100.0	+2	W
01/04	Pittsburgh	1	1	2	0	1	3	50.0	0.0	+1	L
	Cincinnati	1	0	1	0	0	0	0.0	0.0	-1	W
	STEELERS	16	17	33	9	11	93	60.6	27.3	+16	10-7
	OPPONENTS	11	6	17	5	1	38	35.3	29.4	-16	7-10

PASSING:		RUSSELL WILSON												
DATE	OPP.	ATT	CMP	YDS	CMP%	Y/A	Y/C	TD	TD%	INT	INT%	LG	SK/YD	RATE
09/08	at Atlanta							ON INACTIVE LIST						
09/15	at Denver							ON INACTIVE LIST						
09/22	L.A. Chargers							ON INACTIVE LIST						
09/29	at Indianapolis							ON INACTIVE LIST						
10/06	Dallas							ON INACTIVE LIST						
10/13	at Las Vegas							DID NOT PLAY (NON-INJURY)						
10/20	N.Y. Jets	29	16	264	55.2%	9.1	16.5	2	6.9%	0	0.0%	44	1/4	109.0
10/28	N.Y. Giants	28	20	278	71.4%	9.9	13.9	1	3.6%	0	0.0%	43	4/19	114.9
11/10	at Washington	28	14	195	50.0%	7.0	13.9	3	10.7%	1	3.6%	34	3/23	93.6
11/17	Baltimore	36	23	205	63.9%	5.7	8.9	0	0.0%	1	2.8%	37	4/24	67.5
11/21	at Cleveland	28	21	270	75.0%	9.6	12.9	1	3.6%	0	0.0%	46	4/22	116.7
12/01	at Cincinnati	38	29	414	76.3%	10.9	14.3	3	7.9%	1	2.6%	43	2/4	126.4
12/08	Cleveland	26	15	158	57.7%	6.1	10.5	2	7.7%	0	0.0%	22	1/11	101.1
12/15	at Philadelphia	22	14	128	63.6%	5.8	9.1	1	4.5%	0	0.0%	31	2/21	94.5
12/21	at Baltimore	33	22	217	66.7%	6.6	9.9	2	6.1%	1	3.0%	44	3/19	92.6
12/25	Kansas City	37	23	205	62.2%	5.5	8.9	0	0.0%	1	2.7%	41	5/43	65.7
01/04	Cincinnati	31	17	148	54.8%	4.8	8.7	1	3.2%	0	0.0%	25	4/29	78.4
TOTALS		336	214	2,482	63.7%	7.4	11.6	16	4.8%	5	1.5%	46	33/219	95.6

PASSING:		JUSTIN FIELDS												
DATE	OPP.	ATT	CMP	YDS	CMP%	Y/A	Y/C	TD	TD%	INT	INT%	LG	SK/YD	RATE
09/08	at Atlanta	23	17	156	73.9%	6.8	9.2	0	0.0%	0	0.0%	40	2/23	91.9
09/15	at Denver	20	13	117	65.0%	5.9	9.0	1	5.0%	0	0.0%	16	2/7	97.3
09/22	L.A. Chargers	32	25	245	78.1%	7.7	9.8	1	3.1%	1	3.1%	55t	2/13	96.0
09/29	at Indianapolis	34	22	312	64.7%	9.2	14.2	1	2.9%	0	0.0%	38	4/30	104.0
10/06	Dallas	27	15	131	55.6%	4.9	8.7	2	7.4%	0	0.0%	21	3/16	93.3
10/13	at Las Vegas	24	14	145	58.3%	6.0	10.4	0	0.0%	0	0.0%	31	3/35	75.9
10/20	N.Y. Jets	DID NOT PLAY (NON-INJURY)												
10/28	N.Y. Giants	ON INACTIVE LIST												
11/10	at Washington	DID NOT PLAY (NON-INJURY)												
11/17	Baltimore	0	0	0	0.0%	0.0	0.0	0	0.0%	0	0.0%	0	0/0	0.0
11/21	at Cleveland	1	0	0	0.0%	0.0	0.0	0	0.0%	0	0.0%	0	0/0	39.6
12/01	at Cincinnati	0	0	0	0.0%	0.0	0.0	0	0.0%	0	0.0%	0	0/0	0.0
12/08	Cleveland	DID NOT PLAY (NON-INJURY)												
12/15	at Philadelphia	0	0	0	0.0%	0.0	0.0	0	0.0%	0	0.0%	0	0/0	0.0
12/21	at Baltimore	INACTIVE												
12/25	Kansas City	INACTIVE												
01/04	Cincinnati	DID NOT PLAY (NON-INJURY)												
TOTALS		161	106	1,106	65.8%	6.9	10.4	5	3.1%	1	0.6%	55T	16/124	93.3

PASSING:		KYLE ALLEN												
DATE	OPP.	ATT	CMP	YDS	CMP%	Y/A	Y/C	TD	TD%	INT	INT%	LG	SK/YD	RATE
09/08	at Atlanta							DID NOT PLAY (NON-INJURY)						
09/15	at Denver							DID NOT PLAY (NON-INJURY)						
09/22	L.A. Chargers							DID NOT PLAY (NON-INJURY)						
09/29	at Indianapolis							DID NOT PLAY (NON-INJURY)						
10/06	Dallas	1	1	19	100.0%	19.0	19.0	0	0.0%	0	0.0%	19	0/0	118.8
10/13	at Las Vegas							ON INACTIVE LIST						
10/20	N.Y. Jets							ON INACTIVE LIST						
10/28	N.Y. Giants							DID NOT PLAY (NON-INJURY)						
11/10	at Washington							ON INACTIVE LIST						
11/17	Baltimore							ON INACTIVE LIST						
11/21	at Cleveland							INACTIVE						
12/01	at Cincinnati							ON INACTIVE LIST						
12/08	Cleveland							ON INACTIVE LIST						
12/15	at Philadelphia							INACTIVE						
12/21	at Baltimore							DID NOT PLAY (NON-INJURY)						
12/25	Kansas City							DID NOT PLAY (NON-INJURY)						
01/04	Cincinnati							ON INACTIVE LIST						
TOTALS		1	1	19	100.0%	19.0	19.0	0	0.0%	0	0.0%	19	0/0	118.8

PASSING:		MILES KILLEBREW												
DATE	OPP.	ATT	CMP	YDS	CMP%	Y/A	Y/C	TD	TD%	INT	INT%	LG	SK/YD	RATE
09/08	at Atlanta	0	0	0	0.0%	0.0	0.0	0	0.0%	0	0.0%	0	0/0	0.0
09/15	at Denver	0	0	0	0.0%	0.0	0.0	0	0.0%	0	0.0%	0	0/0	0.0
09/22	L.A. Chargers	0	0	0	0.0%	0.0	0.0	0	0.0%	0	0.0%	0	0/0	0.0
09/29	at Indianapolis	0	0	0	0.0%	0.0	0.0	0	0.0%	0	0.0%	0	0/0	0.0
10/06	Dallas	0	0	0	0.0%	0.0	0.0	0	0.0%	0	0.0%	0	0/0	0.0
10/13	at Las Vegas	0	0	0	0.0%	0.0	0.0	0	0.0%	0	0.0%	0	0/0	0.0
10/20	N.Y. Jets	0	0	0	0.0%	0.0	0.0	0	0.0%	0	0.0%	0	0/0	0.0
10/28	N.Y. Giants	0	0	0	0.0%	0.0	0.0	0	0.0%	0	0.0%	0	0/0	0.0
11/10	at Washington	1	0	0	0.0%	0.0	0.0	0	0.0%	0	0.0%	0	0/0	39.6
11/17	Baltimore	0	0	0	0.0%	0.0	0.0	0	0.0%	0	0.0%	0	0/0	0.0
11/21	at Cleveland	0	0	0	0.0%	0.0	0.0	0	0.0%	0	0.0%	0	0/0	0.0
12/01	at Cincinnati	0	0	0	0.0%	0.0	0.0	0	0.0%	0	0.0%	0	0/0	0.0
12/08	Cleveland	0	0	0	0.0%	0.0	0.0	0	0.0%	0	0.0%	0	0/0	0.0
12/15	at Philadelphia	0	0	0	0.0%	0.0	0.0	0	0.0%	0	0.0%	0	0/0	0.0
12/21	at Baltimore	0	0	0	0.0%	0.0	0.0	0	0.0%	0	0.0%	0	0/0	0.0
12/25	Kansas City	0	0	0	0.0%	0.0	0.0	0	0.0%	0	0.0%	0	0/0	0.0
01/04	Cincinnati	0	0	0	0.0%	0.0	0.0	0	0.0%	0	0.0%	0	0/0	0.0
TOTALS		1	0	0	0.0%	0.0	0.0	0	0.0%	0	0.0%	0	0/0	39.6

RUSHING:		NAJEE HARRIS					JAYLEN WARREN					JUSTIN FIELDS				
DATE	OPP	NO.	YDS	AVG	LG	TD	NO.	YDS	AVG	LG	TD	NO.	YDS	AVG	LG	TD
09/08	at Atlanta	20	70	3.5	20	0	2	7	3.5	8	0	14	57	4.1	12	0
09/15	at Denver	17	69	4.1	11	0	9	42	4.7	11	0	8	27	3.4	16	0
09/22	L.A. Chargers	18	70	3.9	21	0	3	5	1.7	3	0	6	6	1.0	5	1
09/29	at Indianapolis	13	19	1.5	5	0	ON INACTIVE LIST					10	55	5.5	12	2
10/06	Dallas	14	42	3.0	6	0	ON INACTIVE LIST					6	27	4.5	8	0
10/13	at Las Vegas	14	106	7.6	36	1	6	7	1.2	7	0	11	59	5.4	18	2
10/20	N.Y. Jets	21	102	4.9	34	1	12	44	3.7	10	0	DID NOT PLAY (NON-INJURY)				
10/28	N.Y. Giants	19	114	6.0	26	0	9	46	5.1	18	0	ON INACTIVE LIST				
11/10	at Washington	21	53	2.5	11	1	14	66	4.7	12	0	DID NOT PLAY (NON-INJURY)				
11/17	Baltimore	18	63	3.5	13	0	9	41	4.6	9	0	2	17	8.5	9	0
11/21	at Cleveland	16	41	2.6	11	0	11	45	4.1	15	1	3	26	8.7	30	0
12/01	at Cincinnati	16	75	4.7	20	1	3	9	3.0	6	0	1	7	7.0	7	0
12/08	Cleveland	16	53	3.3	20	1	9	47	5.2	14	0	DID NOT PLAY (NON-INJURY)				
12/15	at Philadelphia	6	14	2.3	7	0	4	12	3.0	6	0	1	8	8.0	8	0
12/21	at Baltimore	9	42	4.7	11	0	12	48	4.0	11	0	INACTIVE				
12/25	Kansas City	13	74	5.7	20	0	11	71	6.5	22	0	INACTIVE				
01/04	Cincinnati	12	36	3.0	11	1	6	21	3.5	9	0	DID NOT PLAY (NON-INJURY)				
TOTALS		263	1,043	4.0	36T	6	120	511	4.3	22	1	62	289	4.7	30	5

RUSHING:		RUSSELL WILSON					CORDARRELLE PATTERSON					AARON SHAMPKLIN				
DATE	OPP	NO.	YDS	AVG	LG	TD	NO.	YDS	AVG	LG	TD	NO.	YDS	AVG	LG	TD
09/08	at Atlanta	ON INACTIVE LIST					4	13	3.3	5	0	PRACTICE SQUAD				
09/15	at Denver	ON INACTIVE LIST					2	3	1.5	3	0	PRACTICE SQUAD				
09/22	L.A. Chargers	ON INACTIVE LIST					4	33	8.3	14	0	PRACTICE SQUAD				
09/29	at Indianapolis	ON INACTIVE LIST					6	43	7.2	12	0	PRACTICE SQUAD				
10/06	Dallas	ON INACTIVE LIST					ON INACTIVE LIST					4	14	3.5	5	0
10/13	at Las Vegas	DID NOT PLAY (NON-INJURY)					ON INACTIVE LIST					1	-2	-2.0	-2	0
10/20	N.Y. Jets	3	3	1.0	1	1	ON INACTIVE LIST					ON INACTIVE LIST				
10/28	N.Y. Giants	3	7	2.3	5	0	ON INACTIVE LIST									
11/10	at Washington	4	3	0.8	6	0	3	14	4.7	7	0	PRACTICE SQUAD				
11/17	Baltimore	4	1	0.3	3	0	1	0	0.0	--	0	PRACTICE SQUAD				
11/21	at Cleveland	3	10	3.3	10	0	1	-2	-2.0	-2	0	PRACTICE SQUAD				
12/01	at Cincinnati	3	3	1.0	5	0	3	16	5.3	12	0	PRACTICE SQUAD				
12/08	Cleveland	6	17	2.8	8	0	4	3	0.8	4	0	PRACTICE SQUAD				
12/15	at Philadelphia	4	13	3.3	8	0	2	9	4.5	5	0	PRACTICE SQUAD				
12/21	at Baltimore	3	27	9.0	19	0	0	0	0.0	--	0	PRACTICE SQUAD				
12/25	Kansas City	6	55	9.2	15	1	1	2	2.0	2	0	PRACTICE SQUAD				
01/04	Cincinnati	4	16	4.0	12	0	1	1	1.0	1	0	PRACTICE SQUAD				
TOTALS		43	155	3.6	19	2	32	135	4.2	14	0	5	12	2.4	5	0

RUSHING:		GEORGE PICKENS				
DATE	OPP	NO.	YDS	AVG	LG	TD
09/08	at Atlanta	1	-10	-10.0	-10	0
09/15	at Denver	0	0	0.0	--	0
09/22	L.A. Chargers	0	0	0.0	--	0
09/29	at Indianapolis	0	0	0.0	--	0
10/06	Dallas	0	0	0.0	--	0
10/13	at Las Vegas	0	0	0.0	--	0
10/20	N.Y. Jets	0	0	0.0	--	0
10/28	N.Y. Giants	0	0	0.0	--	0
11/10	at Washington	1	4	4.0	4	0
11/17	Baltimore	0	0	0.0	--	0
11/21	at Cleveland	0	0	0.0	--	0
12/01	at Cincinnati	0	0	0.0	--	0
12/08	Cleveland	ON INACTIVE LIST				
12/15	at Philadelphia	INACTIVE				
12/21	at Baltimore	INACTIVE				
12/25	Kansas City	0	0	0.0	--	0
01/04	Cincinnati	0	0	0.0	--	0
TOTALS		2	-6	-3.0	4	0

RECEIVING:		GEORGE PICKENS					PAT FREIERMUTH					CALVIN AUSTIN III				
DATE	OPP	NO.	YDS	AVG	LG	TD	NO.	YDS	AVG	LG	TD	NO.	YDS	AVG	LG	TD
09/08	at Atlanta	6	85	14.2	40	0	4	27	6.8	10	0	1	7	7.0	7	0
09/15	at Denver	2	29	14.5	16	0	4	39	9.8	14	0	1	6	6.0	6	0
09/22	L.A. Chargers	5	57	11.4	27	0	4	33	8.3	15	0	4	95	23.8	55t	1
09/29	at Indianapolis	7	113	16.1	38	0	5	57	11.4	29	1	1	17	17.0	17	0
10/06	Dallas	3	26	8.7	21	0	3	22	7.3	19	1	1	6	6.0	6	0
10/13	at Las Vegas	3	53	17.7	31	0	2	16	8.0	8	0	2	36	18.0	20	0
10/20	N.Y. Jets	5	111	22.2	44	1	2	51	25.5	30	0	1	36	36.0	36	0
10/28	N.Y. Giants	4	74	18.5	43	0	2	19	9.5	11	0	3	54	18.0	29t	1
11/10	at Washington	5	91	18.2	34	1	3	17	5.7	8	1	2	20	10.0	13	0
11/17	Baltimore	8	89	11.1	37	0	2	14	7.0	9	0	1	-1	-1.0	-1	0
11/21	at Cleveland	4	48	12.0	31	0	4	59	14.8	22	0	3	78	26.0	46	1
12/01	at Cincinnati	3	74	24.7	36	1	6	68	11.3	25t	1	2	29	14.5	23t	1
12/08	Cleveland	ON INACTIVE LIST					3	48	16.0	21	1	1	4	4.0	4	0
12/15	at Philadelphia	INACTIVE					3	22	7.3	12	1	5	65	13.0	31	0
12/21	at Baltimore	INACTIVE					3	16	5.3	7	0	4	65	16.3	44	0
12/25	Kansas City	3	50	16.7	41	0	7	60	8.6	15	0	4	31	7.8	14	0
01/04	Cincinnati	1	0	0.0	--	0	8	85	10.6	19t	1	0	0	0.0	--	0
TOTALS		59	900	15.3	44	3	65	653	10.0	30	7	36	548	15.2	55T	4

RECEIVING:		JAYLEN WARREN					NAJEE HARRIS					VAN JEFFERSON				
DATE	OPP	NO.	YDS	AVG	LG	TD	NO.	YDS	AVG	LG	TD	NO.	YDS	AVG	LG	TD
09/08	at Atlanta	2	13	6.5	9	0	1	9	9.0	9	0	1	1	1.0	1	0
09/15	at Denver	2	19	9.5	12	0	1	5	5.0	5	0	2	14	7.0	12	0
09/22	L.A. Chargers	1	-4	-4.0	-4	0	5	16	3.2	8	0	0	0	0.0	--	0
09/29	at Indianapolis	ON INACTIVE LIST					3	54	18.0	32	0	2	21	10.5	12	0
10/06	Dallas	ON INACTIVE LIST					2	35	17.5	20	0	3	26	8.7	11	0
10/13	at Las Vegas	3	11	3.7	8	0	2	16	8.0	11	0	0	0	0.0	--	0
10/20	N.Y. Jets	2	15	7.5	11	0	0	0	0.0	--	0	2	15	7.5	11	1
10/28	N.Y. Giants	2	13	6.5	9	0	3	17	5.7	13	0	4	62	15.5	36	0
11/10	at Washington	2	29	14.5	26	0	0	0	0.0	--	0	0	0	0.0	--	0
11/17	Baltimore	4	27	6.8	12	0	4	30	7.5	20	0	0	0	0.0	--	0
11/21	at Cleveland	3	19	6.3	11	0	2	13	6.5	10	0	2	39	19.5	35	0
12/01	at Cincinnati	4	55	13.8	29	0	6	54	9.0	25	0	1	43	43.0	43	0
12/08	Cleveland	2	25	12.5	14	0	0	0	0.0	--	0	1	10	10.0	10t	1
12/15	at Philadelphia	1	3	3.0	3	0	1	7	7.0	7	0	1	0	0.0	--	0
12/21	at Baltimore	5	44	8.8	13	0	0	0	0.0	--	0	2	27	13.5	21	0
12/25	Kansas City	5	41	8.2	21	0	2	7	3.5	5	0	0	0	0.0	--	0
01/04	Cincinnati	0	0	0.0	--	0	4	20	5.0	12	0	3	18	6.0	8	0
TOTALS		38	310	8.2	29	0	36	283	7.9	32	0	24	276	11.5	43	2

RECEIVING:		DARNELL WASHINGTON					CORDARRELLE PATTERSON					SCOTTY MILLER				
DATE	OPP	NO.	YDS	AVG	LG	TD	NO.	YDS	AVG	LG	TD	NO.	YDS	AVG	LG	TD
09/08	at Atlanta	1	5	5.0	5	0	0	0	0.0	--	0	0	0	0.0	--	0
09/15	at Denver	1	5	5.0	5t	1	0	0	0.0	--	0	0	0	0.0	--	0
09/22	L.A. Chargers	0	0	0.0	--	0	3	15	5.0	6	0	2	31	15.5	20	0
09/29	at Indianapolis	2	31	15.5	20	0	2	19	9.5	14	0	0	0	0.0	--	0
10/06	Dallas	1	5	5.0	5	0	ON INACTIVE LIST					0	0	0.0	--	0
10/13	at Las Vegas	1	9	9.0	9	0	ON INACTIVE LIST					0	0	0.0	--	0
10/20	N.Y. Jets	4	36	9.0	18	0	ON INACTIVE LIST					0	0	0.0	--	0
10/28	N.Y. Giants	1	29	29.0	29	0	ON INACTIVE LIST					0	0	0.0	--	0
11/10	at Washington	1	6	6.0	6	0	0	0	0.0	--	0	ON INACTIVE LIST				
11/17	Baltimore	2	42	21.0	25	0	1	0	0.0	--	0	0	0	0.0	--	0
11/21	at Cleveland	3	14	4.7	6	0	0	0	0.0	--	0	INACTIVE				
12/01	at Cincinnati	1	10	10.0	10	0	3	37	12.3	20	0	ON INACTIVE LIST				
12/08	Cleveland	0	0	0.0	--	0	1	-2	-2.0	-2	0	3	38	12.7	21	0
12/15	at Philadelphia	0	0	0.0	--	0	1	-1	-1.0	-1	0	0	0	0.0	--	0
12/21	at Baltimore	0	0	0.0	--	0	1	12	12.0	12t	1	0	0	0.0	--	0
12/25	Kansas City	1	8	8.0	8	0	0	0	0.0	--	0	0	0	0.0	--	0
01/04	Cincinnati	0	0	0.0	--	0	0	0	0.0	--	0	ON INACTIVE LIST				
TOTALS		19	200	10.5	29	1	12	80	6.7	20	1	5	69	13.8	21	0

RECEIVING:		CONNOR HEYWARD					MYCOLE PRUITT					ZACH FRAZIER				
DATE	OPP	NO.	YDS	AVG	LG	TD	NO.	YDS	AVG	LG	TD	NO.	YDS	AVG	LG	TD
09/08	at Atlanta	0	0	0.0	--	0	1	9	9.0	9	0	0	0	0.0	--	0
09/15	at Denver	0	0	0.0	--	0	0	0	0.0	--	0	0	0	0.0	--	0
09/22	L.A. Chargers	1	2	2.0	2	0	ON INACTIVE LIST					0	0	0.0	--	0
09/29	at Indianapolis	0	0	0.0	--	0	ON INACTIVE LIST					0	0	0.0	--	0
10/06	Dallas	2	23	11.5	16t	1	ON INACTIVE LIST					0	-2	0.0	-2	0
10/13	at Las Vegas	1	4	4.0	4	0	ON INACTIVE LIST					0	0	0.0	--	0
10/20	N.Y. Jets	0	0	0.0	--	0	0	0	0.0	--	0	ON INACTIVE LIST				
10/28	N.Y. Giants	0	0	0.0	--	0	1	10	10.0	10	0	ON INACTIVE LIST				
11/10	at Washington	0	0	0.0	--	0	0	0	0.0	--	0	0	0	0.0	--	0
11/17	Baltimore	0	0	0.0	--	0	ON INACTIVE LIST					0	0	0.0	--	0
11/21	at Cleveland	0	0	0.0	--	0	0	0	0.0	--	0	0	0	0.0	--	0
12/01	at Cincinnati	0	0	0.0	--	0	2	21	10.5	18	0	0	0	0.0	--	0
12/08	Cleveland	0	0	0.0	--	0	1	-1	-1.0	-1	0	0	0	0.0	--	0
12/15	at Philadelphia	0	0	0.0	--	0	0	0	0.0	--	0	0	0	0.0	--	0
12/21	at Baltimore	1	3	3.0	3	0	1	1	1.0	1t	1	0	0	0.0	--	0
12/25	Kansas City	1	8	8.0	8	0	0	0	0.0	--	0	0	0	0.0	--	0
01/04	Cincinnati	0	0	0.0	--	0	0	0	0.0	--	0	0	0	0.0	--	0
TOTALS		6	40	6.7	16T	1	6	40	6.7	18	1	0	-2	0.0	-2	0

		LARRY OGUNJOBI												KEE'ANU BENTON												CORY TRICE JR.															
DATE	OPP.	S	A	TK	TFL	TFLY	SK	SKY	INT	FR	FF	PR	PD	S	A	TK	TFL	TFLY	SK	SKY	INT	FR	FF	PR	PD	S	A	TK	TFL	TFLY	SK	SKY	INT	FR	FF	PR	PD				
09/08	at Atlanta	1	2	3	0	0	0.0	0.0	0	0	0	0	2	0	1	1	2	0	0	0.0	0.0	0	0	0	1	0	0	0	0	0	0.0	0.0	0	0	0	0	0	0	0		
09/15	at Denver	1	1	2	0	0	0.0	0.0	0	0	0	0	0	1	2	3	0	0	0.0	0.0	0	0	0	0	1	0	2	0	2	0	0	0.0	0.0	1	0	0	0	1			
09/22	L.A. Chargers	1	2	3	0	0	0.0	0.0	0	0	0	0	0	0	1	1	0	0	0.0	0.0	0	0	0	0	1	0	0	0	0	0	0	0.0	0.0	0	0	0	0	0			
09/29	at Indianapolis	3	3	6	1	2	0.5	4.0	0	0	0	0	1	0	3	0	3	1	1	0	0.0	0.0	0	0	0	1	0	0	0	INJURED RESERVE											
10/06	Dallas	1	0	1	1	1	0.0	0.0	0	0	0	0	0	0	1	1	0	0	0.0	0.0	0	0	0	0	0	1	1														
10/13	at Las Vegas	0	2	2	0	0	0.0	0.0	0	0	0	0	0	1	1	2	0	0	0.0	0.0	0	1	0	0	0	1	0	0	INJURED RESERVE												
10/20	N.Y. Jets	2	0	2	1	7	1.0	7.0	0	0	0	0	3	0	2	0	2	0	0	0.0	0.0	0	0	0	0	0	2														
10/28	N.Y. Giants	1	2	3	1	2	0.0	0.0	0	0	0	0	0	1	1	2	0	0	0	0.0	0.0	0	0	0	0	0	0														
11/10	at Washington	2	1	3	1	3	0.0	0.0	0	0	0	0	0	1	0	1	0	0	0.0	0.0	0	0	0	0	0	0	1														
11/17	Baltimore	0	5	5	0	0	0.0	0.0	0	0	0	0	0	1	2	3	0	0	0.0	0.0	0	0	0	0	0	0	0	INJURED RESERVE - DESIGNATED FOR RETURN													
11/21	at Cleveland	0	3	3	0	0	0.0	0.0	0	0	0	0	1	0	0	1	0	0	0.0	0.0	0	0	0	0	0	1	0	INJURED RESERVE - DESIGNATED FOR RETURN													
12/01	at Cincinnati	2	0	2	0	0	0.0	0.0	0	0	0	0	0	1	0	1	0	0	0.0	0.0	0	0	0	0	0	1	0	INJURED RESERVE - DESIGNATED FOR RETURN													
12/08	Cleveland	0	2	2	0	0	0.0	0.0	0	0	0	0	0	0	1	1	0	0	0.0	0.0	1	0	0	0	0	1		ON INACTIVE LIST													
12/15	at Philadelphia	INACTIVE												0	4	4	0	0	0.0	0.0	0	0	0	0																	
12/21	at Baltimore	INACTIVE												0	1	1	0	0	0.0	0.0	0	0	0	0																	
12/25	Kansas City	2	1	3	0	0	0.0	0.0	0	0	0	0	0	1	1	2	0	0	0.0	0.0	0	0	0	0	0	0	3	2	5	0	0	0.0	0.0	0	0	0	0	0	1		
01/04	Cincinnati	0	1	1	0	0	0.0	0.0	0	0	0	0	0	3	2	5	1	1	1.0	11.0	0	0	0	0	1	0	7	4	11	1	1	0.0	0.0	0	0	0	0	0			
TOTALS		16	25	41	5	15	1.5	11.0	0	0	0	0	7	0	16	19	35	2	12	1.0	11.0	1	1	0	8	6	15	6	21	1	1	0.0	0.0	1	0	0	2				

		NICK HERBIG												ISAIAH LOUDERMILK												MONTRAVIUS ADAMS SR.																		
DATE	OPP.	S	A	TK	TFLY	TFLY	SK	SKY	INT	FR	FF	PR	PD	S	A	TK	TFLY	TFLY	SK	SKY	INT	FR	FF	PR	PD	S	A	TK	TFLY	TFLY	SK	SKY	INT	FR	FF	PR	PD							
09/08	at Atlanta	1	0	1	0	0	0.0	0.0	0	0	0	0	0	0	0	0	0	0.0	0.0	0	0	0	0	0	0	0	2	1	3	1	9	1.0	9.0	0	0	0	1	0						
09/15	at Denver	0	0	0	0	0	0.0	0.0	0	0	0	0	0	0	2	0	2	0	0.0	0.0	0	0	0	0	0	1	1	1	2	0	0.0	0.0	0	0	0	0	0	0						
09/22	L.A. Chargers	3	0	3	2	15	2.0	17.0	0	0	0	1	2	0	2	0	2	0	0.0	0.0	0	0	0	0	0	0	0	0	0	0	0.0	0.0	0	0	0	0	0	0	0					
09/29	at Indianapolis	1	1	2	0	0	0.0	0.0	0	0	0	0	0	0	1	0	1	0	0.0	0.0	0	0	0	0	0	0	0	0	0	0	0.0	0.0	0	0	0	0	0	0	0					
10/06	Dallas	1	1	2	1	6	0.5	4.5	0	0	0	1	0	1	0	0	0	0	0.0	0.0	0	0	0	0	0	0	1	1	2	0	0	0.0	0.0	0	0	0	0	0	0					
10/13	at Las Vegas	ON INACTIVE LIST												0	0	0	0	0	0.0	0.0	0	0	0	0	0	0	0	0	0	0	0	0	0	0	0.0	0.0	0	0	0	0	0	0		
10/20	N.Y. Jets	ON INACTIVE LIST												0	0	0	0	0	0.0	0.0	0	0	0	0	0	0	0	0	0	0	0	0	0	0	0	0.0	0.0	0	0	0	0	0	0	
10/28	N.Y. Giants	ON INACTIVE LIST												0	1	1	0	0	0.0	0.0	0	0	0	0	0	0	0	0	0	0	0	0	0	0	0	0	0.0	0.0	0	0	0	0	0	0
11/10	at Washington	ON INACTIVE LIST												1	0	1	0	0	0.0	0.0	0	0	0	0	0	0	0	0	0	0	0	0	0	0	0	0	0.0	0.0	0	0	0	0	0	0
11/17	Baltimore	1	1	2	0	0	0	0.0	0.0	0	0	1	1	0	0	1	1	0	0	0.0	0.0	0	0	0	0	0	0	0	0	0														
11/21	at Cleveland	3	2	5	0	0	1.0	0.0	0	0	1	2	0	1	0	1	0	0	0.0	0.0	0	0	0	0	0	0	0	0	0															
12/01	at Cincinnati	1	1	2	1	8	1.0	8.0	0	0	1	2	0	0	0	0	0	0	0.0	0.0	0	0	0	0	0	0	0	0	0															
12/08	Cleveland	0	0	0	0	0	0.0	0.0	0	0	0	0	0	0	1	0	1	0	0	0.0	0.0	0	0	0	0	0	0	0	0															
12/15	at Philadelphia	1	1	2	0	0	0	0.0	0.0	0	0	0	1	0	0	2	2	0	0	0.0	0.0	0	0	0	0	0	2	0	2	1	4	0.0	0.0	0	0	0	0	0	0					
12/21	at Baltimore	0	1	1	0	0	0	0.0	0.0	0	0	0	0	0	2	3	5	0	0	0.0	0.0	0	0	0	0	0	1	0	1	0	0	0.0	0.0	0	0	0	0	0	0					
12/25	Kansas City	0	0	0	0	0	0	0.0	0.0	0	0	0	1	0	0	1	1	0	0	0.0	0.0	0	0	0	0	0	0	1	1	0	0	0.0	0.0	0	0	0	0	0	0					
01/04	Cincinnati	1	1	2	1	12	1.0	12.0	0	0	0	0	1	ON INACTIVE LIST												1	1	2	0	0	0.0	0.0	0	0	0	0	0	0	0	0	0	0	0	0
TOTALS		13	9	22	5	41	5.5	41.5	0	1	4	11	0	10	8	18	0	0	0	0.0	0.0	0	0	0	0	0	9	5	14	2	13	1.0	9.0	0	0	0	0	1	0					

		JAMES PIERRE												CAMERON SUTTON												PRESTON SMITH												
DATE	OPP.	S	A	TK	TFL	TFLY	SK	SKY	INT	FR	FF	PR	PD	S	A	TK	TFL	TFLY	SK	SKY	INT	FR	FF	PR	PD	S	A	TK	TFL	TFLY	SK	SKY	INT	FR	FF	PR	PD	
09/08	at Atlanta	Commanders												RESERVE/LEAGUE SUSP.												Packers												
09/15	at Denver	Commanders												RESERVE/LEAGUE SUSP.												Packers												
09/22	L.A. Chargers	PRACTICE SQUAD												RESERVE/LEAGUE SUSP.												Packers												
09/29	at Indianapolis	0	0	0	0	0	0.0	0.0	0	0	0	0	0																									
10/06	Dallas	0	0	0	0	0	0.0	0.0	0	0	0	0	0																									
10/13	at Las Vegas	0	0	0	0	0	0.0	0.0	0	0	0	0	0																									
10/20	N.Y. Jets	3	0	3	0	0	0.0	0.0	0	0	0	0	0																									
10/28	N.Y. Giants	0	0	0	0	0	0.0	0.0	0	0	0	0	0																									
11/10	at Washington	1	0	1	0	0	0.0	0.0	0	0	0	0	1	0	0	0	0	0	0.0	0.0	0	0	0	0	0		3	0	3	2	12	1.0	1.0	0	0	0	1	0
11/17	Baltimore	0	0	0	0	0	0.0	0.0	0	0	0	0	0	0	0	0	0	0	0.0	0.0	0	0	0	0	0													
11/21	at Cleveland	0	0	0	0	0	0.0	0.0	0	0	0	0	0	0	1	1	0	0	0.0	0.0	0	0	0	0	0													
12/01	at Cincinnati	0	0	0	0	0	0.0	0.0	0	0	0	0	0	0	1	3	4	0	0	0.0	0.0	0	0	0	0	2												
12/08	Cleveland	0	1	1	0	0	0.0	0.0	1	0	0	0	1	0	0	0	0	0	0.0	0.0	0	0	0	0	0													
12/15	at Philadelphia	3	1	4	0	0	0.0	0.0	0	0	0	0	0	0	1	1	0	0	0.0	0.0	0	0	0	0	0													
12/21	at Baltimore	1	2	3	0	0	0.0	0.0	0	0	0	0	0	0	0	0	0	0	0.0	0.0	0	0	0	0	0													
12/25	Kansas City	0	0	0	0	0	0.0	0.0	0	0	0	0	1	3	0	3	0	0	0.0	0.0	0	0	0	0	1													
01/04	Cincinnati	0	0	0	0	0	0.0	0.0	0	0	0	0	0	3	8	6	0	0	0.0	0.0	0	0	0	0	0													
TOTALS		8	4	12	0	0	0.0	0.0	1	0	0	0	3	7	8	15	0	0	0.0	0.0	0	0	0	0	3		3	0	3	2	12	1.0	1.0	0	0	0	1	

		DEAN LOWRY												DEMARVIN LEAL													
DATE	OPP.	S	A	TK	TFL	TFLY	SK	SKY	INT	FR	FF	PR	PD	S	A	TK	TFL	TFLY	SK	SKY	INT	FR	FF	PR	PD		
09/08	at Atlanta	ON INACTIVE LIST												0	0	0	0	0	0	0	0	0	0	0	0	0	0
09/15	at Denver	ON INACTIVE LIST												0	1	1	0	0	0	0	0	0	0	0	0	0	0
09/22	L.A. Chargers	0	1	1	0	0	0	0	0	0	0	0	0	0	0	0	0	0	0	0	0	0	0	0	0		
09/29	at Indianapolis	0	0	0	0	0	0	0	0	0	0	0	0	0	0	0	0	0	0	0	0	0	0	1	0		
10/06	Dallas	0	1	1	0	0	0	0	0	0	0	0	0	0	1	1	0	0	0	0	0	0	0	0	0		
10/13	at Las Vegas	0	0	0	0	0	0	0	0	0	0	0	0	DID NOT PLAY													
10/20	N.Y. Jets	0	0	0	0	0	0	0	0	0	0	0	0	INJURED RESERVE													
10/28	N.Y. Giants	0	0	0	0	0	0	0	0	0	0	0	0	INJURED RESERVE													
11/10	at Washington	0	0	0	0	0	0	0	0	0	0	0	0	INJURED RESERVE													
11/17	Baltimore	1	0	1	0	0	1	0	0	0	0	1	1	INJURED RESERVE													
11/21	at Cleveland	0	0	0	0	0	0	0	0	0	0	0	0	INJURED RESERVE													
12/01	at Cincinnati	0	0	0	0	0	0	0	0	0	0	0	0	INJURED RESERVE													
12/08	Cleveland	ON INACTIVE LIST												INJURED RESERVE													
12/15	at Philadelphia	0	1	1	0	0	0	0	0	0	0	0	0	INJURED RESERVE													
12/21	at Baltimore	0	1	1	0	0	0	0	0	0	0	0	0	INJURED RESERVE													
12/25	Kansas City	INACTIVE												INJURED RESERVE													
01/04	Cincinnati	ON INACTIVE LIST												INJURED RESERVE													
TOTALS		1	4	5	0	0	1	0	0	0	0	1	1	0	2	2	0	0	0	0	0	0	0	1	0		

FUMBLE RETURNS:		DESHON ELLIOTT					T.J. WATT					NICK HERBIG					PAYTON WILSON				
DATE	OPP.	NO.	YDS	AVG	LG	TD	NO.	YDS	AVG	LG	TD	NO.	YDS	AVG	LG	TD	NO.	YDS	AVG	LG	TD
09/08	at Atlanta	0	0	0.0	--	0	1	0	0.0	--	0	0	0	0.0	--	0	0	0	0.0	--	0
09/15	at Denver	0	0	0.0	--	0	0	0	0.0	--	0	0	0	0.0	--	0	0	0	0.0	--	0
09/22	L.A. Chargers	0	0	0.0	--	0	0	0	0.0	--	0	0	0	0.0	--	0	0	0	0.0	--	0
09/29	at Indianapolis	0	0	0.0	--	0	0	0	0.0	--	0	0	0	0.0	--	0	0	0	0.0	--	0
10/06	Dallas	0	0	0.0	--	0	0	0	0.0	--	0	1	0	0.0	--	0	0	0	0.0	--	0
10/13	at Las Vegas	1	10	10.0	10	0	0	0	0.0	--	0	ON INACTIVE LIST					0	0	0.0	--	0
10/20	N.Y. Jets	0	0	0.0	--	0	0	0	0.0	--	0	ON INACTIVE LIST					0	0	0.0	--	0
10/28	N.Y. Giants	0	0	0.0	--	0	1	0	0.0	--	0	ON INACTIVE LIST					0	0	0.0	--	0
11/10	at Washington	0	0	0.0	--	0	0	0	0.0	--	0	ON INACTIVE LIST					0	0	0.0	--	0
11/17	Baltimore	1	0	0.0	--	0	0	0	0.0	--	0	0	0	0.0	--	0	0	0	0.0	--	0
11/21	at Cleveland	1	0	0.0	--	0	0	0	0.0	--	0	0	0	0.0	--	0	0	0	0.0	--	0
12/01	at Cincinnati	0	0	0.0	--	0	0	0	0.0	--	0	0	0	0.0	--	0	2	22	11.0	21t	1
12/08	Cleveland	0	0	0.0	--	0	0	0	0.0	--	0	0	0	0.0	--	0	0	0	0.0	--	0
12/15	at Philadelphia	INACTIVE					0	0	0.0	--	0	1	0	0.0	--	0	0	0	0.0	--	0
12/21	at Baltimore	INACTIVE					0	0	0.0	--	0	0	0	0.0	--	0	0	0	0.0	--	0
12/25	Kansas City	0	0	0.0	--	0	0	0	0.0	--	0	0	0	0.0	--	0	0	0	0.0	--	0
01/04	Cincinnati	0	0	0.0	--	0	0	0	0.0	--	0	0	0	0.0	--	0	0	0	0.0	--	0
TOTALS		3	10	3.3	10	0	2	0	0.0	--	0	2	0	0.0	--	0	2	22	11.0	21T	1

FUMBLE RETURNS:		BEN SKOWRONEK					CONNOR HEYWARD					KEEANU BENTON					DONTÉ JACKSON				
DATE	OPP.	NO.	YDS	AVG	LG	TD	NO.	YDS	AVG	LG	TD	NO.	YDS	AVG	LG	TD	NO.	YDS	AVG	LG	TD
09/08	at Atlanta						0	0	0.0	--	0	0	0	0.0	--	0	0	0	0.0	--	0
09/15	at Denver						0	0	0.0	--	0	0	0	0.0	--	0	0	0	0.0	--	0
09/22	L.A. Chargers						0	0	0.0	--	0	0	0	0.0	--	0	0	0	0.0	--	0
09/29	at Indianapolis						0	0	0.0	--	0	0	0	0.0	--	0	0	0	0.0	--	0
10/06	Dallas						0	0	0.0	--	0	0	0	0.0	--	0	0	0	0.0	--	0
10/13	at Las Vegas						0	0	0.0	--	0	1	0	0.0	--	0	0	0	0.0	--	0
10/20	N.Y. Jets						0	0	0.0	--	0	0	0	0.0	--	0	0	0	0.0	--	0
10/28	N.Y. Giants						0	0	0.0	--	0	0	0	0.0	--	0	0	0	0.0	--	0
11/10	at Washington						0	0	0.0	--	0	0	0	0.0	--	0	0	0	0.0	--	0
11/17	Baltimore						0	0	0.0	--	0	0	0	0.0	--	0	0	0	0.0	--	0
11/21	at Cleveland						0	0	0.0	--	0	0	0	0.0	--	0	1	-1	-1.0	-1	0
12/01	at Cincinnati						0	0	0.0	--	0	0	0	0.0	--	0	0	0	0.0	--	0
12/08	Cleveland	1	0	0.0	--	0	0	0	0.0	--	0	0	0	0.0	--	0	0	0	0.0	--	0
12/15	at Philadelphia						0	0	0.0	--	0	0	0	0.0	--	0	0	0	0.0	--	0
12/21	at Baltimore						0	0	0.0	--	0	0	0	0.0	--	0	INACTIVE				
12/25	Kansas City						0	0	0.0	--	0	0	0	0.0	--	0	0	0	0.0	--	0
01/04	Cincinnati						1	0	0.0	--	0	0	0	0.0	--	0	ON INACTIVE LIST				
TOTALS		1	0	0.0	--	0	1	0	0.0	--	0	1	0	0.0	--	0	1	-1	-1.0	-1	0

FUMBLE RETURNS:		PATRICK QUEEN					BEANIE BISHOP JR.				
DATE	OPP.	NO.	YDS	AVG	LG	TD	NO.	YDS	AVG	LG	TD
09/08	at Atlanta	0	0	0.0	--	0	0	0	0.0	--	0
09/15	at Denver	0	0	0.0	--	0	0	0	0.0	--	0
09/22	L.A. Chargers	0	0	0.0	--	0	0	0	0.0	--	0
09/29	at Indianapolis	0	0	0.0	--	0	0	0	0.0	--	0
10/06	Dallas	0	0	0.0	--	0	0	0	0.0	--	0
10/13	at Las Vegas	0	0	0.0	--	0	0	0	0.0	--	0
10/20	N.Y. Jets	0	0	0.0	--	0	0	0	0.0	--	0
10/28	N.Y. Giants	0	0	0.0	--	0	0	0	0.0	--	0
11/10	at Washington	0	0	0.0	--	0	0	0	0.0	--	0
11/17	Baltimore	1	0	0.0	--	0	0	0	0.0	--	0
11/21	at Cleveland	0	0	0.0	--	0	0	0	0.0	--	0
12/01	at Cincinnati	0	0	0.0	--	0	0	0	0.0	--	0
12/08	Cleveland	0	0	0.0	--	0	0	0	0.0	--	0
12/15	at Philadelphia	0	0	0.0	--	0	1	0	0.0	--	0
12/21	at Baltimore	0	0	0.0	--	0	0	0	0.0	--	0
12/25	Kansas City	0	0	0.0	--	0	0	0	0.0	--	0
01/04	Cincinnati	0	0	0.0	--	0	0	0	0.0	--	0
TOTALS		1	0	0.0	--	0	1	0	0.0	--	0

INTERCEPTION RETURNS:		DONTRE JACKSON					BEANIE BISHOP JR.					MINKAH FITZPATRICK					JAMES PIERRE				
DATE	OPP.	NO.	YDS	AVG	LG	TD	NO.	YDS	AVG	LG	TD	NO.	YDS	AVG	LG	TD	NO.	YDS	AVG	LG	TD
09/08	at Atlanta	1	49	49.0	49	0	0	0	0.0	--	0	0	0	0.0	--	0	Commanders				
09/15	at Denver	0	0	0.0	--	0	0	0	0.0	--	0	0	0	0.0	--	0					
09/22	L.A. Chargers	0	0	0.0	--	0	0	0	0.0	--	0	0	0	0.0	--	0	PRACTICE SQUAD				
09/29	at Indianapolis	0	0	0.0	--	0	0	0	0.0	--	0	0	0	0.0	--	0					
10/06	Dallas	1	2	2.0	2	0	0	0	0.0	--	0	0	0	0.0	--	0	0	0	0.0	--	0
10/13	at Las Vegas	1	24	24.0	24	0	0	0	0.0	--	0	0	0	0.0	--	0	0	0	0.0	--	0
10/20	N.Y. Jets	0	0	0.0	--	0	2	41	20.5	41	0	0	0	0.0	--	0	0	0	0.0	--	0
10/28	N.Y. Giants	0	0	0.0	--	0	1	5	5.0	5	0	0	0	0.0	--	0	0	0	0.0	--	0
11/10	at Washington	0	0	0.0	--	0	0	0	0.0	--	0	0	0	0.0	--	0	0	0	0.0	--	0
11/17	Baltimore	0	0	0.0	--	0	0	0	0.0	--	0	0	0	0.0	--	0	0	0	0.0	--	0
11/21	at Cleveland	1	2	2.0	2	0	0	0	0.0	--	0	0	0	0.0	--	0	0	0	0.0	--	0
12/01	at Cincinnati	1	11	11.0	11	0	0	0	0.0	--	0	0	0	0.0	--	0	0	0	0.0	--	0
12/08	Cleveland	0	0	0.0	--	0	0	0	0.0	--	0	0	0	0.0	--	0	1	18	18.0	18	0
12/15	at Philadelphia	0	0	0.0	--	0	0	0	0.0	--	0	0	0	0.0	--	0	0	0	0.0	--	0
12/21	at Baltimore	INACTIVE					0	0	0.0	--	0	1	25	25.0	25	0	0	0	0.0	--	0
12/25	Kansas City	0	0	0.0	--	0	0	0	0.0	--	0	0	0	0.0	--	0	0	0	0.0	--	0
01/04	Cincinnati	ON INACTIVE LIST					1	0	0.0	--	0	0	0	0.0	--	0	0	0	0.0	--	0
TOTALS		5	88	17.6	49	0	4	46	11.5	41	0	1	25	25.0	25	0	1	18	18.0	18	0

INTERCEPTION RETURNS:		DAMONTAE KAZEE					JOEY PORTER JR.					KEEANU BENTON					CORY TRICE JR.				
DATE	OPP.	NO.	YDS	AVG	LG	TD	NO.	YDS	AVG	LG	TD	NO.	YDS	AVG	LG	TD	NO.	YDS	AVG	LG	TD
09/08	at Atlanta	0	0	0.0	--	0	0	0	0.0	--	0	0	0	0.0	--	0	0	0	0.0	--	0
09/15	at Denver	1	5	5.0	5	0	0	0	0.0	--	0	0	0	0.0	--	0	1	0	0.0	--	0
09/22	L.A. Chargers	0	0	0.0	--	0	0	0	0.0	--	0	0	0	0.0	--	0	0	0	0.0	--	0
09/29	at Indianapolis	0	0	0.0	--	0	0	0	0.0	--	0	0	0	0.0	--	0	INJURED RESERVE				
10/06	Dallas	0	0	0.0	--	0	1	16	16.0	16	0	0	0	0.0	--	0					
10/13	at Las Vegas	ON INACTIVE LIST					0	0	0.0	--	0	0	0	0.0	--	0	INJURED RESERVE				
10/20	N.Y. Jets	ON INACTIVE LIST					0	0	0.0	--	0	0	0	0.0	--	0					
10/28	N.Y. Giants	0	0	0.0	--	0	0	0	0.0	--	0	0	0	0.0	--	0	INJURED RESERVE				
11/10	at Washington	0	0	0.0	--	0	0	0	0.0	--	0	0	0	0.0	--	0					
11/17	Baltimore	0	0	0.0	--	0	0	0	0.0	--	0	0	0	0.0	--	0	INJURED RESERVE - DESIGNATED FOR RETURN				
11/21	at Cleveland	0	0	0.0	--	0	0	0	0.0	--	0	0	0	0.0	--	0					
12/01	at Cincinnati	0	0	0.0	--	0	0	0	0.0	--	0	0	0	0.0	--	0	INJURED RESERVE - DESIGNATED FOR RETURN				
12/08	Cleveland	0	0	0.0	--	0	0	0	0.0	--	0	1	11	11.0	11	0					
12/15	at Philadelphia	0	0	0.0	--	0	0	0	0.0	--	0	0	0	0.0	--	0	INACTIVE				
12/21	at Baltimore	0	0	0.0	--	0	0	0	0.0	--	0	0	0	0.0	--	0					
12/25	Kansas City	0	0	0.0	--	0	INACTIVE					0	0	0.0	--	0	0	0	0.0	--	0
01/04	Cincinnati	0	0	0.0	--	0	0	0	0.0	--	0	0	0	0.0	--	0	0	0	0.0	--	0
TOTALS		1	5	5.0	5	0	1	16	16.0	16	0	1	11	11.0	11	0	1	0	0.0	--	0

INTERCEPTION RETURNS:		DESHON ELLIOTT					PAYTON WILSON				
DATE	OPP.	NO.	YDS	AVG	LG	TD	NO.	YDS	AVG	LG	TD
09/08	at Atlanta	1	0	0.0	--	0	0	0	0.0	--	0
09/15	at Denver	0	0	0.0	--	0	0	0	0.0	--	0
09/22	L.A. Chargers	0	0	0.0	--	0	0	0	0.0	--	0
09/29	at Indianapolis	0	0	0.0	--	0	0	0	0.0	--	0
10/06	Dallas	0	0	0.0	--	0	0	0	0.0	--	0
10/13	at Las Vegas	0	0	0.0	--	0	0	0	0.0	--	0
10/20	N.Y. Jets	0	0	0.0	--	0	0	0	0.0	--	0
10/28	N.Y. Giants	0	0	0.0	--	0	0	0	0.0	--	0
11/10	at Washington	0	0	0.0	--	0	0	0	0.0	--	0
11/17	Baltimore	0	0	0.0	--	0	1	0	0.0	--	0
11/21	at Cleveland	0	0	0.0	--	0	0	0	0.0	--	0
12/01	at Cincinnati	0	0	0.0	--	0	0	0	0.0	--	0
12/08	Cleveland	0	0	0.0	--	0	0	0	0.0	--	0
12/15	at Philadelphia	INACTIVE					0	0	0.0	--	0
12/21	at Baltimore	INACTIVE					0	0	0.0	--	0
12/25	Kansas City	0	0	0.0	--	0	0	0	0.0	--	0
01/04	Cincinnati	0	0	0.0	--	0	0	0	0.0	--	0
TOTALS		1	0	0.0	--	0	1	0	0.0	--	0

MILES KILLEBREW				JAMES PIERRE				CONNOR HEYWARD				JEREMIAH MOON			
DATE	OPP.	TKL	AST	TOT	TKL	AST	TOT	TKL	AST	TOT		TKL	AST	TOT	
09/08	at Atlanta	0	0	0	Commanders				0	0	0	INJURED RESERVE - DESIGNATED FOR RETURN			
09/15	at Denver	0	0	0					0	0	0	INJURED RESERVE - DESIGNATED FOR RETURN			
09/22	L.A. Chargers	0	1	1	PRACTICE SQUAD				0	1	1	INJURED RESERVE - DESIGNATED FOR RETURN			
09/29	at Indianapolis	0	0	0	0	0	0	1	0	1		INJURED RESERVE - DESIGNATED FOR RETURN			
10/06	Dallas	0	0	0	0	0	0	0	0	0	0	0	0	0	
10/13	at Las Vegas	1	0	1	0	0	0	0	0	0	0	1	0	1	
10/20	N.Y. Jets	0	0	0	2	0	2	1	1	2	1	1	0	1	
10/28	N.Y. Giants	0	1	1	1	1	2	0	0	0	0	0	1	1	
11/10	at Washington	1	0	1	1	0	1	2	0	2	0	0	0	0	
11/17	Baltimore	0	0	0	1	0	1	0	0	0	0	0	0	0	
11/21	at Cleveland	0	1	1	0	0	0	0	0	0	0	1	0	1	
12/01	at Cincinnati	3	0	3	1	0	1	0	0	0	0	0	0	0	
12/08	Cleveland	0	1	1	1	0	1	0	0	0	0	0	0	0	
12/15	at Philadelphia	1	1	2	0	1	1	0	0	0	0	0	2	2	
12/21	at Baltimore	0	0	0	1	0	1	0	0	0	0	0	0	0	
12/25	Kansas City	1	0	1	1	0	1	1	0	1	1	1	0	1	
01/04	Cincinnati	1	0	1	0	0	0	1	0	1	0	0	0	0	
TOTALS		8	5	13		9	2	11	6	2	8	4	3	7	

BEN SKOWRONEK				PAYTON WILSON				BEANIE BISHOP JR.				MARK ROBINSON			
DATE	OPP.	TKL	AST	TOT	TKL	AST	TOT	TKL	AST	TOT		TKL	AST	TOT	
09/08	at Atlanta				0	0	0	1	0	1	0	0	0	0	
09/15	at Denver				0	0	0	0	0	0	0	0	0	0	
09/22	L.A. Chargers				0	0	0	0	0	0	0	0	0	0	
09/29	at Indianapolis				0	0	0	0	0	0	0	0	0	0	
10/06	Dallas				0	0	0	0	0	0	0	1	0	1	
10/13	at Las Vegas				0	0	0	1	0	1	0	0	0	0	
10/20	N.Y. Jets				0	1	1	0	0	0	0	0	0	0	
10/28	N.Y. Giants				0	1	1	0	0	0	0	0	0	0	
11/10	at Washington				0	0	0	0	1	1	0	0	0	0	
11/17	Baltimore				0	0	0	2	0	2	1	0	0	1	
11/21	at Cleveland				1	1	2	0	0	0	0	0	0	0	
12/01	at Cincinnati				0	0	0	1	0	1	0	0	0	0	
12/08	Cleveland	1	1	2	0	0	0	0	0	0	0	0	0	0	
12/15	at Philadelphia				0	1	1	0	0	0	0	1	0	1	
12/21	at Baltimore				0	0	0	0	0	0	0	0	0	0	
12/25	Kansas City				0	0	0	0	0	0	0	1	0	1	
01/04	Cincinnati				1	0	1	0	0	0	0	1	0	1	
TOTALS		1	1	2	2	4	6	5	1	6	5	0	0	5	

TYLER MATAKEVICH				TERRELL EDMUNDS				CHRISTIAN KUNTZ				DEMARVIN LEAL			
DATE	OPP.	TKL	AST	TOT	TKL	AST	TOT	TKL	AST	TOT		TKL	AST	TOT	
09/08	at Atlanta	1	0	1				0	0	0	0	1	0	1	
09/15	at Denver	1	0	1	ON INACTIVE LIST				0	0	0	0	0	0	
09/22	L.A. Chargers	INJURED RESERVE			ON INACTIVE LIST				0	1	1	1	0	1	
09/29	at Indianapolis	INJURED RESERVE			0	0	0	0	0	0	0	0	0	0	
10/06	Dallas	INJURED RESERVE			0	0	0	0	0	0	0	0	0	0	
10/13	at Las Vegas	INJURED RESERVE			1	0	1	0	0	0	0	DID NOT PLAY			
10/20	N.Y. Jets	INJURED RESERVE			0	1	1	0	0	0	0	INJURED RESERVE			
10/28	N.Y. Giants	INJURED RESERVE - DESIGNATED FOR RETURN			0	0	0	0	0	0	0	INJURED RESERVE			
11/10	at Washington	0	0	0	DID NOT PLAY				0	0	0	INJURED RESERVE			
11/17	Baltimore	1	0	1					0	0	0	INJURED RESERVE			
11/21	at Cleveland	0	0	0	Jaguars				0	0	0	INJURED RESERVE			
12/01	at Cincinnati	0	0	0					0	0	0	INJURED RESERVE			
12/08	Cleveland	1	0	1					0	0	0	INJURED RESERVE			
12/15	at Philadelphia	0	0	0					0	0	0	INJURED RESERVE			
12/21	at Baltimore	0	0	0					0	0	0	INJURED RESERVE			
12/25	Kansas City	0	0	0					1	0	1	INJURED RESERVE			
01/04	Cincinnati	0	0	0					0	0	0	INJURED RESERVE			
TOTALS		4	0	4	1	1	2	1	1	2	2	0	0	2	

JONATHAN WARD				ISAIHAH LOUDERMILK				RODNEY WILLIAMS				DEAN LOWRY			
DATE	OPP.	TKL	AST	TOT	TKL	AST	TOT	TKL	AST	TOT		TKL	AST	TOT	
09/08	at Atlanta	PRACTICE SQUAD			0	0	0	DID NOT PLAY				ON INACTIVE LIST			
09/15	at Denver	PRACTICE SQUAD			0	0	0					ON INACTIVE LIST			
09/22	L.A. Chargers	PRACTICE SQUAD			0	0	0	1	0	1	0	0	0	0	
09/29	at Indianapolis	PRACTICE SQUAD			0	0	0	0	0	0	0	0	0	0	
10/06	Dallas	PRACTICE SQUAD			0	0	0	0	0	0	0	0	0	0	
10/13	at Las Vegas	PRACTICE SQUAD			0	0	0	0	0	0	0	0	0	0	
10/20	N.Y. Jets	PRACTICE SQUAD			0	0	0	0	0	0	0	0	0	0	
10/28	N.Y. Giants	1	0	1	0	0	0	0	0	0	0	0	0	0	
11/10	at Washington	DID NOT PLAY			0	0	0	DID NOT PLAY				0			
11/17	Baltimore	ON INACTIVE LIST			0	0	0					0			
11/21	at Cleveland	INACTIVE			0	0	0					0			
12/01	at Cincinnati	ON INACTIVE LIST			0	0	0					0			
12/08	Cleveland	PRACTICE SQUAD			0	0	0					ON INACTIVE LIST			
12/15	at Philadelphia	PRACTICE SQUAD			0	0	0					0	0	0	
12/21	at Baltimore	PRACTICE SQUAD			0	0	0					0	0	0	
12/25	Kansas City	PRACTICE SQUAD			0	0	0					INACTIVE			
01/04	Cincinnati	PRACTICE SQUAD			ON INACTIVE LIST								ON INACTIVE LIST		
TOTALS		1	0	1	0	0	0	1	0	1	0	0	0	0	

DATE	OPP.	MYCOLE PRUITT			SCOTTY MILLER			NICK HERBIG		
		TKL	AST	TOT	TKL	AST	TOT	TKL	AST	TOT
09/08	at Atlanta	0	0	0	1	0	1	0	0	0
09/15	at Denver	1	0	1	0	0	0	0	0	0
09/22	L.A. Chargers	ON INACTIVE LIST			0	0	0	0	0	0
09/29	at Indianapolis	ON INACTIVE LIST			0	0	0	0	0	0
10/06	Dallas	ON INACTIVE LIST			0	0	0	0	0	0
10/13	at Las Vegas	ON INACTIVE LIST			0	0	0	ON INACTIVE LIST		
10/20	N.Y. Jets	0	0	0	0	0	0	ON INACTIVE LIST		
10/28	N.Y. Giants	0	0	0	0	0	0	ON INACTIVE LIST		
11/10	at Washington	0	0	0	ON INACTIVE LIST			ON INACTIVE LIST		
11/17	Baltimore	ON INACTIVE LIST			0	0	0	0	0	0
11/21	at Cleveland	0	0	0	INACTIVE			0	0	0
12/01	at Cincinnati	0	0	0	ON INACTIVE LIST			0	0	0
12/08	Cleveland	0	0	0	0	0	0	0	0	0
12/15	at Philadelphia	0	0	0	0	0	0	0	0	0
12/21	at Baltimore	0	0	0	0	0	0	0	0	0
12/25	Kansas City	0	0	0	0	0	0	0	0	0
01/04	Cincinnati	0	0	0	ON INACTIVE LIST			0	0	0
TOTALS		1	0	1	1	0	1	0	0	0

PUNTING:		CORLISS WAITMAN								CAMERON JOHNSTON							
DATE	OPP.	NO.	YDS	AVG	TB	IN 20	LG	NET	BLK	NO.	YDS	AVG	TB	IN 20	LG	NET	BLK
09/08	at Atlanta									2	103	51.5	0	1	58	37.5	0
09/15	at Denver																
09/22	L.A. Chargers																
09/29	at Indianapolis																
10/06	Dallas																
10/13	at Las Vegas																
10/20	N.Y. Jets	4	184	46.0	0	3	55	45.0	0								
10/28	N.Y. Giants																
11/10	at Washington																
11/17	Baltimore																
11/21	at Cleveland																
12/01	at Cincinnati																
12/08	Cleveland																
12/15	at Philadelphia																
12/21	at Baltimore																
12/25	Kansas City																
01/04	Cincinnati																
TOTALS		4	184	46.0	0	3	55	45.0	0	2	103	51.5	0	1	58	37.5	0

PUNTING:		CHRIS BOSWELL							
DATE	OPP.	NO.	YDS	AVG	TB	IN 20	LG	NET	BLK
09/08	at Atlanta	1	43	43.0	0	0	43	43.0	0
09/15	at Denver	0	0	0.0	0	0	0	0.0	0
09/22	L.A. Chargers	0	0	0.0	0	0	0	0.0	0
09/29	at Indianapolis	0	0	0.0	0	0	0	0.0	0
10/06	Dallas	0	0	0.0	0	0	0	0.0	0
10/13	at Las Vegas	0	0	0.0	0	0	0	0.0	0
10/20	N.Y. Jets	0	0	0.0	0	0	0	0.0	0
10/28	N.Y. Giants	0	0	0.0	0	0	0	0.0	0
11/10	at Washington	0	0	0.0	0	0	0	0.0	0
11/17	Baltimore	0	0	0.0	0	0	0	0.0	0
11/21	at Cleveland	0	0	0.0	0	0	0	0.0	0
12/01	at Cincinnati	0	0	0.0	0	0	0	0.0	0
12/08	Cleveland	0	0	0.0	0	0	0	0.0	0
12/15	at Philadelphia	0	0	0.0	0	0	0	0.0	0
12/21	at Baltimore	0	0	0.0	0	0	0	0.0	0
12/25	Kansas City	0	0	0.0	0	0	0	0.0	0
01/04	Cincinnati	0	0	0.0	0	0	0	0.0	0
TOTALS		1	43	43.0	0	0	43	43.0	0

FIELD GOALS:		CHRIS BOSWELL									
DATE	OPP.	0-19	20-29	30-39	40-49	50+	TOTAL	FGM	FGA	PCT	LG
09/08	at Atlanta	0/0	1/1	0/0	2/2	3/3	6/6	6	6	100.0%	57
09/15	at Denver	0/0	1/1	0/0	0/0	1/1	2/2	2	2	100.0%	53
09/22	L.A. Chargers	0/0	0/0	2/2	0/0	0/1	2/3	2	3	66.7%	38
09/29	at Indianapolis	0/0	0/0	0/0	0/0	1/1	1/1	1	1	100.0%	50
10/06	Dallas	0/0	0/0	0/0	1/1	0/0	1/1	1	1	100.0%	41
10/13	at Las Vegas	0/0	0/0	2/2	1/1	1/1	4/4	4	4	100.0%	52
10/20	N.Y. Jets	0/0	2/2	0/0	1/1	0/0	3/3	3	3	100.0%	46
10/28	N.Y. Giants	0/0	3/3	1/1	0/0	0/0	4/4	4	4	100.0%	31
11/10	at Washington	0/0	0/0	0/0	0/0	0/0	0/0	0	0	0.0%	0
11/17	Baltimore	0/0	1/1	2/2	0/0	3/3	6/6	6	6	100.0%	57
11/21	at Cleveland	0/0	1/1	0/0	1/1	0/1	2/3	2	3	66.7%	48
12/01	at Cincinnati	0/0	0/0	2/2	0/1	1/1	3/4	3	4	75.0%	50
12/08	Cleveland	0/0	0/0	1/1	0/0	1/1	2/2	2	2	100.0%	54
12/15	at Philadelphia	0/0	0/0	1/1	1/1	0/0	2/2	2	2	100.0%	49
12/21	at Baltimore	0/0	0/0	0/0	0/0	1/1	1/1	1	1	100.0%	51
12/25	Kansas City	0/0	0/0	1/1	0/0	0/0	1/1	1	1	100.0%	36
01/04	Cincinnati	0/0	0/0	0/0	0/0	1/1	1/1	1	1	100.0%	54
TOTALS		0/0	9/9	12/12	7/8	13/15	41/44	41	44	93.2%	57

KICKOFF RETURNS:		CORDARRELLE PATTERSON						JAYLEN WARREN						AARON SHAMPKLIN					
DATE	OPP.	NO.	YDS	AVG	LG	FC	TD	NO.	YDS	AVG	LG	FC	TD	NO.	YDS	AVG	LG	FC	TD
09/08	at Atlanta	0	0	0.0	0	0	0	0	0	0.0	0	0	0	PRACTICE SQUAD					
09/15	at Denver	0	0	0.0	0	0	0	1	13	13.0	13	0	0	PRACTICE SQUAD					
09/22	L.A. Chargers	0	0	0.0	0	0	0	0	0	0.0	0	0	0	PRACTICE SQUAD					
09/29	at Indianapolis	0	0	0.0	0	0	0	ON INACTIVE LIST						PRACTICE SQUAD					
10/06	Dallas	ON INACTIVE LIST						ON INACTIVE LIST						4	101	25.3	32	0	0
10/13	at Las Vegas	ON INACTIVE LIST						1	26	26.0	26	0	0	0	0	0.0	0	0	0
10/20	N.Y. Jets	ON INACTIVE LIST						0	0	0.0	0	0	0	ON INACTIVE LIST					
10/28	N.Y. Giants	ON INACTIVE LIST						0	0	0.0	0	0	0						
11/10	at Washington	3	61	20.3	25	0	0	2	56	28.0	35	0	0	PRACTICE SQUAD					
11/17	Baltimore	0	0	0.0	0	0	0	0	0	0.0	0	0	0	PRACTICE SQUAD					
11/21	at Cleveland	2	34	17.0	24	0	0	1	26	26.0	26	0	0	PRACTICE SQUAD					
12/01	at Cincinnati	1	21	21.0	21	0	0	1	15	15.0	15	0	0	PRACTICE SQUAD					
12/08	Cleveland	0	0	0.0	0	0	0	0	0	0.0	0	0	0	PRACTICE SQUAD					
12/15	at Philadelphia	2	65	32.5	33	0	0	0	0	0.0	0	0	0	PRACTICE SQUAD					
12/21	at Baltimore	1	18	18.0	18	0	0	1	34	34.0	34	0	0	PRACTICE SQUAD					
12/25	Kansas City	2	41	20.5	23	0	0	0	0	0.0	0	0	0	PRACTICE SQUAD					
01/04	Cincinnati	0	0	0.0	0	0	0	2	57	28.5	31	0	0	PRACTICE SQUAD					
TOTALS		11	240	21.8	33	0	0	9	227	25.2	35	0	0	4	101	25.3	32	0	0

















KICKOFF RETURNS:		MINKAH FITZPATRICK					
DATE	OPP.	NO.	YDS	AVG	LG	FC	TD
09/08	at Atlanta	0	0	0.0	0	0	0
09/15	at Denver	0	0	0.0	0	0	0
09/22	L.A. Chargers	0	0	0.0	0	0	0
09/29	at Indianapolis	0	0	0.0	0	0	0
10/06	Dallas	0	0	0.0	0	0	0
10/13	at Las Vegas	1	7	7.0	7	0	0
10/20	N.Y. Jets	0	0	0.0	0	0	0
10/28	N.Y. Giants	0	0	0.0	0	0	0
11/10	at Washington	0	0	0.0	0	0	0
11/17	Baltimore	0	0	0.0	0	0	0
11/21	at Cleveland	0	0	0.0	0	0	0
12/01	at Cincinnati	0	0	0.0	0	0	0
12/08	Cleveland	0	0	0.0	0	0	0
12/15	at Philadelphia	0	0	0.0	0	0	0
12/21	at Baltimore	0	0	0.0	0	0	0
12/25	Kansas City	0	0	0.0	0	0	0
01/04	Cincinnati	0	0	0.0	0	0	0
TOTALS		1	7	7.0	7	0	0

PUNT RETURNS:		CALVIN AUSTIN III					
DATE	OPP.	NO.	YDS	AVG	LG	FC	TD
09/08	at Atlanta	4	47	11.8	16	0	0
09/15	at Denver	5	27	5.4	14	0	0
09/22	L.A. Chargers	2	20	10.0	13	5	0
09/29	at Indianapolis	1	30	30.0	30	2	0
10/06	Dallas	0	0	0.0	0	1	0
10/13	at Las Vegas	0	0	0.0	0	0	0
10/20	N.Y. Jets	2	9	4.5	9	2	0
10/28	N.Y. Giants	2	73	36.5	73t	1	1
11/10	at Washington	3	20	6.7	17	1	0
11/17	Baltimore	2	13	6.5	9	1	0
11/21	at Cleveland	0	0	0.0	0	0	0
12/01	at Cincinnati	0	0	0.0	0	1	0
12/08	Cleveland	2	20	10.0	11	0	0
12/15	at Philadelphia	0	0	0.0	0	0	0
12/21	at Baltimore	0	0	0.0	0	1	0
12/25	Kansas City	2	14	7.0	14	0	0
01/04	Cincinnati	3	16	5.3	7	0	0
TOTALS		28	289	10.3	73T	15	1



2024 STEELERS

POSTSEASON STATISTICS

-  **Statistics**
(Offense/Def./Spec. Teams)
-  **Yards Gained By Down**
-  **Starting Lineups, Player Participation**
-  **Third/Fourth Down Efficiency**
-  **Individual Single-Game Highs**
-  **Game by Game Defensive Stats**
-  **Big Plays (GBG)**
-  **Team Rankings**
-  **Opponent Big Plays (GBG)**
-  **Week-By-Week NFL Rankings**
-  **Big Returns/Opp. Big Returns**
-  **Game-By-Game Offense/Defense**
-  **Drive Charts**
-  **Turnover Chart**
-  **Red-Zone Efficiency**
-  **Individual Stats (GBG)**



WON 0, LOST 1			MIKE TOMLIN (1 GAME)	
01/11	L	14-28	at Baltimore	
70,546				
2024 TEAM STATISTICS				
			PIT	OPP.
FIRST DOWNS			11	29
Rushing			2	16
Passing			9	10
Penalty			0	3
Third Down-Made/Att			5/11	10/15
Third Down Efficiency			45.5%	66.7%
Fourth Down-Made/Att			0/1	0/0
Fourth Down Efficiency			0.0%	0.0%
TOTAL NET YARDS			280	464
Avg. Per Game			280.0	464.0
Total Plays			45	72
Avg. Per Play			6.2	6.4
NET YARDS RUSHING			29	299
Avg. Per Game			29.0	299.0
Total Rushes			11	50
Avg. Per Rush			2.6	6.0
NET YARDS PASSING			251	165
Avg. Per Game			251.0	165.0
Sacked/Yards Lost			4/19	1/10
Gross Yards			270	175
Attempts/Completions			30/20	21/16
Pct. of Completion			66.7%	76.2%
Had Intercepted			0	0
PUNTS/AVERAGE			5/51.4	4/45.8
Net Punting Average			50.6	37.3
PUNT RETURN/AVG.			1/14.0	1/4.0
KICKOFF RETURN/AVG.			1/26.0	0/0
INTERCEPTION RETURN/AVG.			0/0.0	0/0.0
PENALTIES/YARDS			7/41	3/14
FUMBLES/BALL LOST			0/0	1/0
TOUCHDOWNS			2	4
Rushing			0	2
Passing			2	2
Returns			0	0
EXTRA POINTS/ATTEMPTS			2/2	4/4
TWO POINT CONVERSION/ATT.			0/0	0/0
FIELD GOALS/ATTEMPTS			0/0	0/0
AVG. TIME OF POSSESSION			20:27	39:33

SCORE BY PERIODS									
	Q1	Q2	Q3	Q4	OT	PTS			
TEAM	0	0	14	0	0	14			
OPPONENTS	7	14	7	0	0	28			
SCORING									
	TD	RU	PA	RT	K-PAT	FG	2PT	S	PTS
V. Jefferson	1	0	1	0	0/0	0/0	0	0	6
G. Pickens	1	0	1	0	0/0	0/0	0	0	6
C. Boswell	0	0	0	0	2/2	0/0	0	0	2
TEAM	2	0	2	0	2/2	0/0	0	0	14
OPPONENTS	4	2	2	0	4/4	0/0	0	0	28

SACKS: A. Highsmith 1.0, TM 1.0, OPP 4.0 FUM/LOST: TM 0/0, OPP 1/0

PASSING												
	ATT	CMP	YDS	CMP%	YDS/ATT	TD	TD%	INT	INT%	LONG	SACK	LOST
R. Wilson	29	20	270	69.0	9.3	2	6.9	0	0.0	37	4	19
J. Fields	1	0	0	0.0	0.0	0	0.0	0	0.0	0	0	0
TEAM	30	20	270	66.7	9.0	2	6.7	0	0.0	37	4	19
117.4												
OPPONENTS	21	16	175	76.2	8.3	2	9.5	0	0.0	25	1	10
132.0												

RUSHING				
	NO.	YDS	AVG	LONG
N. Harris	6	17	2.8	5
J. Warren	2	6	3.0	4
R. Wilson	3	6	2.0	5
TEAM	11	29	2.6	5
OPPONENTS	50	299	6.0	44t

RECEIVING				
	YAR	NO.	YDS	AVG
G. Pickens	5	5	87	17.4
J. Warren	5	4	19	4.8
P. Freiermuth	4	3	15	5.0
N. Harris	3	3	41	13.7
D. Washington	3	1	9	9.0
V. Jefferson	2	2	37	18.5
M. Williams	2	1	37	37.0
C. Austin III	2	1	25	25.0
TEAM	26	20	270	13.5
OPPONENTS	19	16	175	10.9

INTERCEPTIONS				
	NO.	YDS	AVG	LONG
FUMBLES	FUM	LST	FF	REC
OPPONENTS	1	0	0	1

PUNTING							
	NO.	YDS	AVG	NET	TB	IN	LG
C. Waitman	5	257	51.4	50.6	0	5	60
TEAM	5	257	51.4	50.6	0	5	60
OPPONENTS	4	183	45.8	37.3	1	1	49

PUNT RETURNS				
	RET	FC	YDS	AVG
C. Austin III	1	1	14	14.0
TEAM	1	1	14	14.0
OPPONENTS	1	2	4	4.0

KICKOFF RETURNS				
	NO.	YDS	AVG	LONG
C. Patterson	1	26	26.0	26
TEAM	1	26	26.0	26

FIELD GOALS				
	1-19	20-29	30-39	40-49
C. Boswell	0/0	0/0	0/0	0/0
TEAM	0/0	0/0	0/0	0/0

C. Boswell: ()
OPP: ()
2-Pt Conv: TM 0-0, OPP 0-0

POS.	PLAYER	TKL.	AST.	TOTAL	TFL	SACKS/YDS.	PR	FR	FF	INT./YDS.	PD
LB	E. Roberts	7	7	14	0	0.0/0.0	0	0	0	0/0	0
LB	P. Queen	4	6	10	1	0.0/0.0	0	0	0	0/0	0
DT	C. Heyward	3	7	10	2	0.0/0.0	0	0	0	0/0	0
S	M. Fitzpatrick	5	4	9	0	0.0/0.0	0	0	0	0/0	0
CB	J. Porter Jr.	6	0	6	0	0.0/0.0	0	0	0	0/0	1
LB	P. Wilson	3	3	6	1	0.0/0.0	0	0	0	0/0	0
S	D. Elliott	5	0	5	0	0.0/0.0	0	0	0	0/0	1
DT	K. Benton	2	2	4	0	0.0/0.0	0	0	0	0/0	0
S	D. Kazez	3	0	3	0	0.0/0.0	0	0	0	0/0	0
DT	I. Loudermilk	2	1	3	0	0.0/0.0	0	0	0	0/0	0
CB	C. Sutton	2	0	2	0	0.0/0.0	0	0	0	0/0	0
LB	A. Highsmith	1	1	2	1	1.0/10.0	1	0	0	0/0	0
CB	D. Jackson	1	1	2	0	0.0/0.0	0	0	0	0/0	0
S	M. Killebrew	1	1	2	0	0.0/0.0	0	0	0	0/0	0
DT	L. Ogunjobi	1	1	2	0	0.0/0.0	0	0	0	0/0	0
DT	M. Adams Sr.	0	1	1	0	0.0/0.0	0	0	0	0/0	0
STEELERS TOTALS		46	35	81	5	1.0/10.0	1	0	0	0/0	2
OPP. TOTALS		23	19	42	3	4.0/19.0	7	0	0	0/0	1

Ast.=Assist, TFL=Tackle for a Loss, PR=Pressures, Int.=Interception, FR=Fumble Recovery, FF=Forced Fumble, PD=Pass Defense

2024 STEELERS SPECIAL TEAMS					DEFENSIVE STATS BY RANK									
POS.	PLAYER	TKL.	AST.	COMB.	SACKS		INTERCEPTIONS		TACKLES FOR LOSS		PASSES DEFENSED		PRESSURES	
					PLAYER	NO.	PLAYER	NO.	PLAYER	NO.	PLAYER	NO.	PLAYER	NO.
WR	Skowronek, Ben	1	0	1	A. Highsmith	1.0			C. Heyward	2	D. Elliott	1	A. Highsmith	1
TOTALS				1	0	1			A. Highsmith	1	J. Porter Jr.	1		
									P. Queen	1				
									P. Wilson	1				

PLAYER	TACKLES	SOLO	ASSISTS	FOR FUMBLES	FUMBLE REC	BLKD FG	BLKD PAT	BLKD PUNT
Ben Skowronek	1	1	0	0	0	0	0	0
2024 TOTALS	1	1	0	0	0	0	0	0

OFFENSE													
DATE	OPPONENT	TE	WR	LT	LG	C	RG	RT	WR	WR	QB	RB	
1/11	at Baltimore	Pat Freiermuth	Van Jefferson	Dan Moore Jr.	Isaac Seumalo	<u>Zach Frazier</u>	Spencer Anderson	Broderick Jones	Calvin Austin III	George Pickens	Russell Wilson	Najee Harris	

DEFENSE												
DATE	OPPONENT	DT	NT	DE	LOLB	LILB	RILB	ROLB	RCB	CB	FS	SS
1/11	at Baltimore	Cameron Heyward	Keeanu Benton	Larry Ogunjobi	T.J. Watt	Patrick Queen	Elandon Roberts	Alex Highsmith	Joey Porter Jr.	Donte Jackson	Minkah Fitzpatrick	DeShon Elliott

Rookies underlined.

AT BAL					
PLAYERS	T/I	GP	GS	DNP	IN
Montravius Adams Sr.	P	1	0	0	0
Jamal Agnew	SI	0	0	0	1
Kyle Allen	SI	0	0	0	1
Calvin Anderson	P	1	0	0	0
Spencer Anderson	LG	1	1	0	0
Calvin Austin III	WR	1	1	0	0
Keanu Benton	NT	1	1	0	0
Beanie Bishop Jr.	P	1	0	0	0
Chris Boswell	P	1	0	0	0
Dylan Cook	PS	0	0	0	0
James Daniels	IR	0	0	0	0
DeShon Elliott	SS	1	1	0	0
Troy Fautanu	IR	0	0	0	0
Breiden Fehoko	PS	0	0	0	0
Justin Fields	P	1	0	0	0
Minkah Fitzpatrick	FS	1	1	0	0
Zach Frazier	C	1	1	0	0
Pat Freiermuth	TE	1	1	0	0
Zyon Gilbert	PSIR	0	0	0	0
Markus Golden	RET	0	0	0	0
Devin Harper	PS	0	0	0	0
Najee Harris	RB	1	1	0	0
C.J. Henderson	IR	0	0	0	0
Nate Herbig	IR	0	0	0	0
Nick Herbig	P	1	0	0	0
Cameron Heyward	DT	1	1	0	0
Connor Heyward	P	1	0	0	0
Alex Highsmith	ROLB	1	1	0	0
Cole Holcomb	R/PUP	0	0	0	0
Donte Jackson	LCB	1	1	0	0
D'Shawn Jamison	PS	0	0	0	0
Van Jefferson	WR	1	1	0	0
Brandon Johnson	PS	0	0	0	0
Cameron Johnston	IR	0	0	0	0
Broderick Jones	LT	1	1	0	0
Damontae Kazee	P	1	0	0	0
Miles Killebrew	P	1	0	0	0
Christian Kuntz	P	1	0	0	0
DeMarvin Leal	IR	0	0	0	0
Logan Lee	IRD	0	0	0	0
John Legue	PS	0	0	0	0
Ekru Lesta	PS	0	0	0	0
Isaiah Loundermilk	P	1	0	0	0
Dean Lowry	SI	0	0	0	1
Tyler Matakovich	P	1	0	0	0
Ryan McCollum	P	1	0	0	0
Masson McCormick	SI	0	0	0	1
Scotty Miller	SI	0	0	0	1
Jeremiah Moon	P	1	0	0	0
Dan Moore Jr.	LT	1	1	0	0
Doug Nester	PS	0	0	0	0
Larry Ogunjobi	DE	1	1	0	0
Ayo Oyelola	PS	0	0	0	0
Cordarrelle Patterson	P	1	0	0	0
George Pickens	WR	1	1	0	0
James Pierre	P	1	0	0	0
Joey Porter Jr.	RCB	1	1	0	0
MyCole Pruitt	P	1	0	0	0
Patrick Queen	LILB	1	1	0	0
Elandon Roberts	RILB	1	1	0	0
Mark Robinson	P	1	0	0	0
Eric Rowe	PS	0	0	0	0
Max Scharping	P	1	0	0	0
Isaac Seumalo	LG	1	1	0	0
Aaron Shamklin	PS	0	0	0	0
Ben Skowronek	P	1	0	0	0
Jacob Slade	PS	0	0	0	0
Preston Smith	SI	0	0	0	1
Matt Sokol	PS	0	0	0	0
Cameron Sutton	P	1	0	0	0
Cory Trice Jr.	SI	0	0	0	1
Corliss Waitman	P	1	0	0	0
Jonathan Ward	PS	0	0	0	0
Jaylen Warren	P	1	0	0	0
Darnell Washington	P	1	0	0	0
Quez Watkins	PS	0	0	0	0
Ryan Watts	IR	0	0	0	0
T.J. Watt	LOLB	1	1	0	0
Julius Welschof	PS	0	0	0	0
Mike Williams	P	1	0	0	0
Payton Wilson	P	1	0	0	0
Roman Wilson	IRD	0	0	0	0
Russell Wilson	QB	1	1	0	0

LEGEND:
CAPS-Starter, P=Player was a substitution, SI=On Inactive List, NOT=Not on Roster, PS=Practice Squad, IR=Injured Reserve, R/PUP=Reserved/PUP, RET=Reserve/Retired, IRD=Injured Reserve - Designated For Return, PSIR=Practice Squad/Injured Reserve, *-With Other Team

2024 POSTSEASON STEELERS INDIVIDUAL SINGLE-GAME HIGHS				
RUSHING				
Rushing Yards	17	Najee Harris	at Ravens	01/11
Rushing Attempts	6	Najee Harris	at Ravens	01/11
RECEIVING				
Pass Receptions	5	George Pickens	at Ravens	01/11
Receiving Yards	87	George Pickens	at Ravens	01/11
Touchdown Receptions	1	Van Jefferson	at Ravens	01/11
		George Pickens	at Ravens	01/11
PASSING				
Passes Attempted	29	Russell Wilson	at Ravens	01/11
Passes Completed	20	Russell Wilson	at Ravens	01/11
Passing Yards	270	Russell Wilson	at Ravens	01/11
Yards Per Attempt	9.3	Russell Wilson	at Ravens	01/11
Touchdown Passes	2	Russell Wilson	at Ravens	01/11
PUNT RETURNS				
Punt Returns	1	Calvin Austin III	at Ravens	01/11
Punt Return Yards	14	Calvin Austin III	at Ravens	01/11
KICKOFF RETURNS				
Kickoff Returns	1	Cordarrelle Patterson	at Ravens	01/11
Kickoff Return Yards	26	Cordarrelle Patterson	at Ravens	01/11
PUNTS				
Punts	5	Corliss Waltman	at Ravens	01/11
Punts Inside the 20	5	Corliss Waltman	at Ravens	01/11
Punting Average	51.4	Corliss Waltman	at Ravens	01/11
INTERCEPTIONS				
TACKLES				
Tackles	14	Elandon Roberts	at Ravens	01/11
Sacks	1.0	Alex Highsmith	at Ravens	01/11
SCORING				
Touchdowns	1	Van Jefferson	at Ravens	01/11
		George Pickens	at Ravens	01/11
MISC. YARDS				
Yards From Scrimmage	87	George Pickens	at Ravens	01/11
Combined Net Yards	87	George Pickens	at Ravens	01/11
2024 POSTSEASON PITTSBURGH STEELERS LONGEST PLAYS				
RUSHING				
Run From Scrimmage	5	Najee Harris	at Ravens	01/11
		Russell Wilson	at Ravens	01/11
RECEIVING				
Pass Reception	37	Mike Williams	at Ravens	01/11
Touchdown Reception	36	George Pickens	at Ravens	01/11
PASSING				
Passing Long	37	Russell Wilson	at Ravens	01/11
Touchdown Pass Long	36	Russell Wilson	at Ravens	01/11
RETURNS				
Punt Return	14	Calvin Austin III	at Ravens	01/11
Kickoff Return	26	Cordarrelle Patterson	at Ravens	01/11
KICKING				
Punt	60	Corliss Waltman	at Ravens	01/11

2024 POSTSEASON OPPONENTS INDIVIDUAL SINGLE-GAME HIGHS

RUSHING				
Rushing Yards	186	Derrick Henry	at Ravens	01/11
Rushing Attempts	26	Derrick Henry	at Ravens	01/11
Rushing Average	7.2	Derrick Henry	at Ravens	01/11
Rushing Touchdowns	2	Derrick Henry	at Ravens	01/11
RECEIVING				
Pass Receptions	4	Justice Hill	at Ravens	01/11
Receiving Yards	53	Isaiah Likely	at Ravens	01/11
Touchdown Receptions	1	Rashod Bateman	at Ravens	01/11
		Justice Hill	at Ravens	01/11
PASSING				
Passes Attempted	21	Lamar Jackson	at Ravens	01/11
Passes Completed	16	Lamar Jackson	at Ravens	01/11
Passing Yards	175	Lamar Jackson	at Ravens	01/11
Yards Per Attempt	8.3	Lamar Jackson	at Ravens	01/11
Touchdown Passes	2	Lamar Jackson	at Ravens	01/11
PUNT RETURNS				
Punt Returns	1	Steven Sims	at Ravens	01/11
Punt Return Yards	4	Steven Sims	at Ravens	01/11
KICKOFF RETURNS				
PUNTS				
Punts	4	Jordan Stout	at Ravens	01/11
Punts Inside the 20	1	Jordan Stout	at Ravens	01/11
Punting Average	45.8	Jordan Stout	at Ravens	01/11
INTERCEPTIONS				
TACKLES				
Tackles	7	Ar'Darius Washington	at Ravens	01/11
Sacks	2.0	Nnamdi Madubuike	at Ravens	01/11
SCORING				
Touchdowns	2	Derrick Henry	at Ravens	01/11
MISC. YARDS				
Yards From Scrimmage	186	Derrick Henry	at Ravens	01/11
Combined Net Yards	186	Derrick Henry	at Ravens	01/11

2024 POSTSEASON OPPONENTS LONGEST PLAYS

RUSHING				
Run From Scrimmage	44	Derrick Henry	at Ravens	01/11
Touchdown Run	44	Derrick Henry	at Ravens	01/11
RECEIVING				
Pass Reception	25	Nelson Agholor	at Ravens	01/11
		Isaiah Likely	at Ravens	01/11
Touchdown Reception	15	Rashod Bateman	at Ravens	01/11
PASSING				
Passing Long	25 (2)	Lamar Jackson	at Ravens	01/11
Touchdown Pass Long	15	Lamar Jackson	at Ravens	01/11
RETURNS				
Punt Return	4	Steven Sims	at Ravens	01/11
KICKING				
Punt	49	Jordan Stout	at Ravens	01/11

2024 POSTSEASON BIG YARDAGE GAMES							
[none]							
2024 OPPONENTS BIG YARDAGE GAMES							
100-YARD RUSHERS							
DATE	OPPONENT	PLAYER	ATT.	YDS.	AVG.	LG	TD
1/11	at Ravens	Derrick Henry	26	186	7.2	44T	2

DATE	OPPONENT	QTR	STEELERS PLAYER	YDS.	DOWN	RESULT	QTR	OPP. PLAYER	YDS.	DOWN	RESULT
01/11	at Baltimore	3	Russell Wilson - Calvin Austin III	25	3-9-PIT 3	Touchdown	1	Lamar Jackson -> Isaiah Likely	25	3-4-BAL 26	Punt
		3	Russell Wilson -> Mike Williams	37	3-5-PIT 33	Touchdown	2	Lamar Jackson -> Nelson Agholor	25	1-10-BAL 27	Touchdown
		3	Russell Wilson -> Van Jefferson	30T	3-10-BAL 30	Touchdown	2	Lamar Jackson -> Mark Andrews	20	2-6-PIT 44	Touchdown
		3	Russell Wilson -> Najee Harris	21	1-10-PIT 42	Touchdown	3	Lamar Jackson -> Tylan Wallace	21	2-20-BAL 20	Touchdown
		3	Russell Wilson -> George Pickens	36T	2-9-BAL 36	Touchdown					
		4	Russell Wilson -> George Pickens	26	1-10-PIT 36	Downs					
TOTALS		6 - 175 (29.2), 2 TDS					4 - 91 (22.8), 0 TDS				

DATE	OPPONENT	QTR	STEELERS PLAYER	YDS.	DOWN	RESULT	QTR	OPP. PLAYER	YDS.	DOWN	RESULT
01/11	at Baltimore		NONE				1	Derrick Henry	12	1-10-BAL	42 Touchdown
							1	Derrick Henry	34	1-10-PIT	46 Touchdown
							2	Lamar Jackson	20	2-13-BAL	36 Touchdown
							2	Derrick Henry	17	2-7-PIT	25 Touchdown
							3	Steven Sims	15	1-10-BAL	41 Touchdown
							3	Derrick Henry	44T	1-10-PIT	44 Touchdown
TOTALS		0 - 0 (), 0 TDS		6 - 142 (23.7), 1 TDS							

		RUSHES				RECEPTIONS				RETURNS			
DATE	OPPONENT	GAIN	PLAYER	QTR	RESULT	GAIN	PLAYER	QTR	RESULT	GAIN	PLAYER	QTR	RESULT
01/11	at Baltimore					25	Calvin Austin III	3'	TD				
						37	Mike Williams	3'	TD				
						30t	Van Jefferson	3'	TD				
						21	Najee Harris	3'	TD				
						36t	George Pickens	3'	TD				
						26	George Pickens	4	Downs				

* - result within the same drive

		RUSHES				RECEPTIONS				RETURNS			
DATE	OPPONENT	GAIN	PLAYER	QTR	RESULT	GAIN	PLAYER	QTR	RESULT	GAIN	PLAYER	QTR	RESULT
01/11	at Baltimore	12	Derrick Henry	1'	TD	25	Isaiah Likely	1	Punt				
		34	Derrick Henry	1'	TD	25	Nelson Agholor	2'	TD				
		20	Lamar Jackson	2'	TD	20	Mark Andrews	2'	TD				
		17	Derrick Henry	2'	TD	21	Tylan Wallace	3	TD				
		15	Steven Sims	3'	TD								
		44t	Derrick Henry	3	TD								

* - result within the same drive

DATE	OPPONENT	QTR	RETURN	STEELERS PLAYER	YDS.	DOWN	RESULT	QTR	RETURN	OPP. PLAYER	YDS.	DOWN	RESULT
01/11	at Baltimore	4	Punt	Calvin Austin III	14	PIT 25	Downs			NONE			
TOTALS		1 - 14 (14.0), 0 TDS					0 - 0 (), 0 TDS						

AFC WILD CARD PLAYOFF GAME 1: STEELERS 14, RAVENS 28																								JANUARY 11, 2025					
STEELERS												RAVENS																	
#	RECD	LOST	POSS	OBTAINED	BEGAN	PLAYS	YDS	PEN	NET	1ST	ENDED	GIVEN UP		#	RECD	LOST	POSS	OBTAINED	BEGAN	PLAYS	YDS	PEN	NET	1ST	ENDED	GIVEN UP			
1	15:00	11:58	3:02	Kickoff	PIT 20	6	19	0	19	1	PIT 39	Punt		1	11:58	04:45	7:13	Punt	BAL 5	13	99	-4	95	6	PIT 15	Touchdown			
2	04:45	02:34	2:11	Kickoff	PIT 30	3	8	0	8	0	PIT 38	Punt		2	02:34	14:07	3:27	Punt	BAL 20	6	34	0	34	1	PIT 46	Punt			
3	14:07	12:05	2:02	Punt	PIT 20	3	9	0	9	0	PIT 29	Punt		3	12:05	04:09	7:56	Punt	BAL 15	13	85	0	85	7	PIT 8	Touchdown			
4	04:09	01:53	2:16	Kickoff	PIT 29	5	24	-10	14	1	PIT 43	Punt		4	01:53	00:02	1:51	Punt	BAL 10	9	90	0	90	5	PIT 5	Touchdown			
5	00:02	00:00	0:02	Kickoff	PIT 30	1	-1	0	-1	0	PIT 30	End Half		5	15:00	11:29	3:31	Kickoff	BAL 30	5	19	0	19	1	BAL 49	Punt			
6	11:29	08:05	3:24	Punt	PIT 2	9	98	0	98	3	BAL 30	Touchdown		6	08:05	05:49	2:16	Kickoff	BAL 30	4	70	0	70	3	PIT 44	Touchdown			
7	05:49	03:24	2:25	Kickoff	PIT 30	5	70	0	70	3	BAL 36	Touchdown		7	03:24	02:27	0:57	Kickoff	BAL 30	3	6	-5	1	0	BAL 31	Punt			
8	02:27	14:52	2:35	Punt	PIT 25	6	16	-5	11	1	PIT 36	Punt		8	14:52	08:36	6:16	Punt	BAL 17	9	23	5	28	2	BAL 45	Punt			
9	08:36	06:06	2:30	Punt	PIT 25	7	37	-5	32	2	BAL 43	Downs		9	06:06	00:00	6:06	Downs	BAL 43	10	38	6	44	4	PIT 12	End Game			

		STEELERS								OPPONENT							
		FIRST HALF				SECOND HALF				FIRST HALF				SECOND HALF			
DATE	OPPONENT	PLAYS	YDS	TIME	RESULT	PLAYS	YDS	TIME	RESULT	PLAYS	YDS	TIME	RESULT	PLAYS	YDS	TIME	RESULT
01/11	at Ravens	6	19	3:02	Punt	9	98	3:24	TD	13	95	7:13	TD	5	19	3:31	Punt

STEELERS																											
DATE		OPPONENT		STARTING QB		POS	STD	PAT	2-PT	M-2PT	FG	FGA	MFG	BK-FG	PUNT	INT	FUM	SA	FD	WNS	HF	GM	PTS	TD%	SCORE%	PTS/POSS	
1/11		at Baltimore		R. Wilson		9	2	2	0	0	0	0	0	0	0	5	0	0	0	1	1	0	14	22.2	22.2	1.56	
		2024 TOTALS				9	2	2	0	0	0	0	0	0	0	5	0	0	0	1	1	0	14	22.2	22.2	1.56	

OPPONENTS																							
DATE/OPPONENT		STARTING QB	POS	STD	PAT	2-PT	M-2PT	FG	FGA	MFG	BK-FG	PUNT	INT	FUM	SA	FD	WNS	HFG	MPTS	TD%	SCORE%	PTS/POSS	
1/11	at Baltimore	L. Jackson	9	4	4	0	0	0	0	0	0	0	4	0	0	0	0	0	1	28	44.4	44.4	3.11
2024 TOTALS			9	4	4	0	0	0	0	0	0	0	4	0	0	0	0	0	1	28	44.4	44.4	3.11

DATE	OPPONENT	ACQUIRED	DRIVE START	PLAYS	YARDS	Q/TIME	FIRST DOWNS	SCORING PLAY	PIT	OPP
01/11	at Baltimore	Punt	PIT 2	9	98	Q3 3:24	3	V. Jefferson: 30-yard pass from R. Wilson	7	21
		Kickoff	PIT 30	5	70	Q3 2:25	3	G. Pickens: 36-yard pass from R. Wilson	14	28
AVG				7.0	84.0	2:54	3.0			
TOTALS				14	168	5:49	6			

DATE	OPPONENT	ACQUIRED	DRIVE START	PLAYS	YARDS	Q:TIME	FIRST DOWNS	SCORING PLAY	PIT	OPP
01/11	at Baltimore	Punt	BAL 5	13	95	Q17:13	6	R. Bateman: 15-yard pass from L. Jackson	0	7
		Punt	BAL 15	13	85	Q27:56	7	D. Henry: 8-yard run	0	14
		Punt	BAL 10	9	90	Q21:51	5	J. Hill: 5-yard pass from L. Jackson	0	21
		Kickoff	BAL 30	4	70	Q312:16	3	D. Henry: 44-yard run	7	28
AVG				9.8	85.0	4:49	5.3			
TOTALS				39	340	19:16	21			

PLAYS			NET YARDS			TIME		
DATE	OPPONENT	PLAYS	DATE	OPPONENT	NET YARDS	DATE	OPPONENT	TIME
1/11	at Baltimore	9 (touchdown)	1/11	at Baltimore	98 (touchdown) [PEN: 0, GROSS: 98]	1/11	at Baltimore	3:24 (touchdown)

PLAYS			NET YARDS			TIME		
DATE	OPPONENT	PLAYS	DATE	OPPONENT	NET YARDS	DATE	OPPONENT	TIME
1/11	at Baltimore	13 (touchdown)	1/11	at Baltimore	95 (touchdown) [PEN: -4, GROSS: 99]	1/11	at Baltimore	7:56 (touchdown)
1/11	at Baltimore	13 (touchdown)	--	--	--	--	--	--

DATE	OPPONENT	OFFENSE	DEFENSE
01/11	at Baltimore	NONE	TD - Pass TD - Run TD - Pass End of Game

OFFENSE DEFENSE		
Inside the 20	0	4
Scores	0	3
Touchdowns	0	3
Field Goals	0	0
Total Points in 20	0	21
Fumbles	0	0
Interceptions	0	0
Missed Field Goals	0	0
Lost on Downs	0	0
End of Half/Game	0	1
TDs Outside	2	1
Red-Zone Percentage	0.0	75.0

STEELERS																		
Date	Opponent	Pos	TD	PAT	2-Pt.	Miss PAT	FG	FGA	Blk/MFG	INT	Fum	Dwns	Half	Game	Pts	TD%	Pct.	Pts/Poss
01/11	at Baltimore	0	0	0	0	0	0	0	0	0	0	0	0	0	0	0.0	0.0	0.0
TOTALS		0	0	0	0	0	0	0	0	0	0	0	0	0	0	0.0	0.0	0.0

OPPONENT																		
Date	Opponent	Pos	TD	PAT	2-Pt.	Miss PAT	FG	FGA	Blk/MFG	INT	Fum	Dwns	Half	Game	Pts	TD%	Pct.	Pts/Poss
01/11	at Baltimore	4	3	3	0	0	0	0	0	0	0	0	0	1	21	75.0	75.0	5.3
TOTALS		4	3	3	0	0	0	0	0	0	0	0	0	1	21	75.0	75.0	5.3

		STEELERS												OPPONENT											
		1ST DOWN			2ND DOWN			3RD DOWN			4TH DOWN			1ST DOWN			2ND DOWN			3RD DOWN			4TH DOWN		
Date	Opponent	Att	Yds	Avg	Att	Yds	Avg	Att	Yds	Avg	Att	Yds	Avg	Att	Yds	Avg	Att	Yds	Avg	Att	Yds	Avg	Att	Yds	Avg
01/11	at Baltimore	18	87	4.8	15	70	4.7	11	123	11.2	1	0	0.0	33	217	6.6	24	161	6.7	15	86	5.7	0	0	0.0
	TOTALS	18	87	4.8	15	70	4.7	11	123	11.2	1	0	0.0	33	217	6.6	24	161	6.7	15	86	5.7	0	0	0.0

STEELERS												
Date	Opponent	3rd & 1	3rd & 2	3rd & 3	3rd & 4	3rd & 5	3rd & 6	3rd & 7	3rd & 8	3rd & 9	3rd & 10+	Total
01/11	@ Baltimore	1 / 1	0 / 1	0 / 0	1 / 1	1 / 1	0 / 1	0 / 1	0 / 1	1 / 1	1 / 3	5 / 11
TOTALS		1 / 1	0 / 1	0 / 0	1 / 1	1 / 1	0 / 1	0 / 1	0 / 1	1 / 1	1 / 3	5 / 11
		100.0%	0.0%	0.0%	100.0%	100.0%	0.0%	0.0%	0.0%	100.0%	33.3%	45.5%
		3RD & 1-3: 1 / 2 = 50.0%			3RD & 4-6: 2 / 3 = 66.7%			3RD & 7-10+: 2 / 6 = 33.3%				

OPPONENT												
Date	Opponent	3rd & 1	3rd & 2	3rd & 3	3rd & 4	3rd & 5	3rd & 6	3rd & 7	3rd & 8	3rd & 9	3rd & 10+	Total
01/11	@ Baltimore	5 / 5	2 / 3	1 / 1	1 / 2	0 / 0	0 / 0	0 / 0	0 / 0	0 / 1	1 / 3	10 / 15
TOTALS		5 / 5	2 / 3	1 / 1	1 / 2	0 / 0	0 / 0	0 / 0	0 / 0	0 / 1	1 / 3	10 / 15
		100.0%	66.7%	100.0%	50.0%	0.0%	0.0%	0.0%	0.0%	0.0%	33.3%	66.7%
		3RD & 1-3: 8 / 9 = 88.9%			3RD & 4-6: 1 / 2 = 50.0%			3RD & 7-10+: 1 / 4 = 25.0%				

STEELERS								OPPONENT						
Date	Opponent	4th & 1	4th & 2	4th & 3	4th & 4	4th & 5+	Total	4th & 1	4th & 2	4th & 3	4th & 4	4th & 5+	Total	
01/11	at Baltimore	0 / 0	0 / 0	0 / 0	0 / 0	0 / 1	0 / 1	0 / 0	0 / 0	0 / 0	0 / 0	0 / 0	0 / 0	
TOTALS		0 / 0	0 / 0	0 / 0	0 / 0	0 / 1	0 / 1	0 / 0	0 / 0	0 / 0	0 / 0	0 / 0	0 / 0	
		0.0%	0.0%	0.0%	0.0%	0.0%	0.0%	0.0%	0.0%	0.0%	0.0%	0.0%	0.0%	

JANUARY 11, 2025 STEELERS @ BALTIMORE RAVENS L 28-14									
TOP TACKLERS		SACKS		INTS		FORCED FUMBLES		RECOVERED FUMBLES	
PLAYER	NO.	PLAYER	NO.	PLAYER	NO.	PLAYER	NO.	PLAYER	NO.
E. Roberts	14	A. Highsmith	1.0						
C. Heyward	10								
P. Queen	10								
M. Fitzpatrick	9								
J. Porter Jr.	6								
P. Wilson	6								
D. Elliott	5								
K. Benton	4								
D. Kazez	3								
I. Loudermilk	3								
A. Highsmith	2								
D. Jackson	2								
M. Killebrew	2								
L. Ogunjobi	2								
C. Sutton	2								
M. Adams Sr.	1								

DATE	OPPONENT	TT	SOLO	ASST	SACKS	SACK YDS	INTS	INT YDS	PD	DTD	DS	TFL	QBH	FF	FR
1/11	at Baltimore	81	46	35	1	10.0	0	0.0	2	0	0	5	1	0	0
	2024 TOTALS	81	46	35	1	10.0	0	0.0	2	0	0	5	1	0	0

	01/11 @ BAL	Totals
FIRST DOWNS		
Total	11	11
Rushing	2	2
Passing	9	9
Penalty	0	0
THIRD DOWNS		
Attempts	11	11
Converted	5	5
Percentage	45.5%	45.5%
FOURTH DOWNS		
Attempts	1	1
Converted	0	0
Percentage	0.0%	0.0%
TOT. OFFENSE		
Net Yards	280	280
Plays	45	45
Avg./Play	6.2	6.2
RUSHING		
Net Yards	29	29
Rush. Att.	11	11
Avg./Att.	2.6	2.6
PASSING		
Net Yards	251	251
Attempts	30	30
Completions	20	20
Intercepted	0	0
Gross Yards	270	270
Sacked	4.0	4.0
Yards Lost	19	19
ADVANCES		
Rushes	11	11
Completions	20	20
Totals	31	31
Total Drives	9	9
PENALTIES		
Number	7	7
Yards	41	41
FUMBLES		
Number	0	0
Lost	0	0
PUNTING		
Yards	257	257
Punts	5	5
Net Avg.	50.6	50.6
Gross Avg.	51.4	51.4
SCORING		
Points	14	14
Q1	0	0
Q2	0	0
Q3	14	14
Q4	0	0
OT	0	0
TD Rushing	0	0
TD Passing	2	2
TD KO Returns	0	0
TD Punt Returns	0	0
TD Sp. Teams	0	0
TD Def. Returns	0	0
FG Attempts	0	0
FG Made	0	0
Safety	0	0
2-Pt Attempts	0	0
2-Pt Made	0	0
Time of Possession	20:27	20:27

	01/11 @ BAL	Totals
FIRST DOWNS		
Total	29	29
Rushing	16	16
Passing	10	10
Penalty	3	3
THIRD DOWNS		
Attempts	15	15
Converted	10	10
Percentage	66.7%	66.7%
FOURTH DOWNS		
Attempts	0	0
Converted	0	0
Percentage	0	0
TOT. OFFENSE		
Net Yards	464	464
Plays	72	72
Avg./Play	6.4	6.4
RUSHING		
Net Yards	299	299
Rush. Att.	50	50
Avg./Att.	6.0	6.0
PASSING		
Net Yards	165	165
Attempts	21	21
Completions	16	16
Intercepted	0	0
Gross Yards	175	175
Sacked	1.0	1.0
Yards Lost	10	10
ADVANCES		
Rushes	50	50
Completions	16	16
Totals	66	66
Total Drives	9	9
PENALTIES		
Number	3	3
Yards	14	14
FUMBLES		
Number	1	1
Lost	0	0
PUNTING		
Yards	183	183
Punts	4	4
Net Avg.	37.3	37.3
Gross Avg.	45.8	45.8
SCORING		
Points	28	28
Q1	7	7
Q2	14	14
Q3	7	7
Q4	0	0
OT	0	0
TD Rushing	2	2
TD Passing	2	2
TD KO Returns	0	0
TD Punt Returns	0	0
TD Sp. Teams	0	0
TD Def. Returns	0	0
FG Attempts	0	0
FG Made	0	0
Safety	0	0
2-Pt Attempts	0	0
2-Pt Made	0	0
Time of Possession	39:33	39:33

2024 POSTSEASON - DEFENSIVE TAKEAWAYS							
DATE	OPPONENT	TAKEAWAY	QTR.	SCORE	YD-LINE	RESULT	
01/11	at Baltimore	None					

2024 POSTSEASON - OFFENSIVE GIVEAWAYS							
DATE	OPPONENT	TAKEAWAY	QTR.	SCORE	YD-LINE	RESULT	
01/11	at Baltimore	None					

2024 POSTSEASON - TURNOVERS		
Offense:	0 Giveaways 0 Points (0 TD, 0 FG)	Ratio 0 (0 takes, 0 gives)
Defense:	0 Takeaways 0 Points (0 TD, 0 FG)	
Special Teams:	0 Giveaways 0 Points (0 TD, 0 FG)	Points Off Turnovers Ratio 0 (0 scored, 0 allowed)
	0 Takeaways 0 Points (0 TD, 0 FG)	

		FORCED TURNOVERS			TURNOVERS CONVERTED					OUTCOME	
DATE	OPPONENT	FUM	INTS	TOTAL	TD	FG	PTS.	PTS. PCT.	TD PCT.	NET DIFF.	RESULT
01/11	Pittsburgh	0	0	0	0	0	0	0.0	0.0	0	L
	at Baltimore	0	0	0	0	0	0	0.0	0.0	0	W
	STEELERS	0	0	0	0	0	0	0.0	0.0	0	0-1
	OPPONENTS	0	0	0	0	0	0	0.0	0.0	0	1-0

PASSING:		RUSSELL WILSON												
DATE	OPP.	ATT	CMP	YDS	CMP%	Y/A	Y/C	TD	TD%	INT	INT%	LG	SK/YD	RATE
01/11	@ Baltimore	29	20	270	69.0%	9.3	13.5	2	6.9%	0	0.0%	37	4/19	121.3
TOTALS		29	20	270	69.0%	9.3	13.5	2	6.9%	0	0.0%	37	4/19	121.3

PASSING:		JUSTIN FIELDS												
DATE	OPP.	ATT	CMP	YDS	CMP%	Y/A	Y/C	TD	TD%	INT	INT%	LG	SK/YD	RATE
01/11	@ Baltimore	1	0	0	0.0%	0.0	0.0	0	0.0%	0	0.0%	0	0/0	39.6
TOTALS		1	0	0	0.0%	0.0	0.0	0	0.0%	0	0.0%	0	0/0	39.6

PASSING:		KYLE ALLEN												
DATE	OPP.	ATT	CMP	YDS	CMP%	Y/A	Y/C	TD	TD%	INT	INT%	LG	SK/YD	RATE
01/11	@ Baltimore	INACTIVE												
TOTALS		0	0	0	0.0%	0.0	0.0	0	0.0%	0	0.0%	--	0/0	0.0

RUSHING:		NAJEE HARRIS					JAYLEN WARREN					RUSSELL WILSON				
DATE	OPP.	NO.	YDS	AVG	LG	TD	NO.	YDS	AVG	LG	TD	NO.	YDS	AVG	LG	TD
01/11	@ Baltimore	6	17	2.8	5	0	2	6	3.0	4	0	3	6	2.0	5	0
TOTALS		6	17	2.8	5	0	2	6	3.0	4	0	3	6	2.0	5	0

RECEIVING:		CALVIN AUSTIN III					PAT FREIERMUTH					NAJEE HARRIS				
DATE	OPP.	NO.	YDS	AVG	LG	TD	NO.	YDS	AVG	LG	TD	NO.	YDS	AVG	LG	TD
01/11	@ Baltimore	1	25	25.0	25	0	3	15	5.0	9	0	3	41	13.7	21	0
TOTALS		1	25	25.0	25	0	3	15	5.0	9	0	3	41	13.7	21	0

RECEIVING:		YAN JEFFERSON					GEORGE PICKENS					JAYLEN WARREN				
DATE	OPP.	NO.	YDS	AVG	LG	TD	NO.	YDS	AVG	LG	TD	NO.	YDS	AVG	LG	TD
01/11	@ Baltimore	2	37	18.5	30t	1	5	87	17.4	36t	1	4	19	4.8	7	0
TOTALS		2	37	18.5	30T	1	5	87	17.4	36T	1	4	19	4.8	7	0

RECEIVING:		DARNELL WASHINGTON					MIKE WILLIAMS				
DATE	OPP.	NO.	YDS	AVG	LG	TD	NO.	YDS	AVG	LG	TD
01/11	@ Baltimore	1	9	9.0	9	0	1	37	37.0	37	0
TOTALS		1	9	9.0	9	0	1	37	37.0	37	0

		ELANDON ROBERTS												JOEY PORTER JR.												MINKAH FITZPATRICK												
DATE	OPP.	S	A	TK	TFL	TFLY	SK	SKY	INT	FR	FF	PR	PD	S	A	TK	TFL	TFLY	SK	SKY	INT	FR	FF	PR	PD	S	A	TK	TFL	TFLY	SK	SKY	INT	FR	FF	PR	PD	
01/11	@ Baltimore	7	7	14	0	0	0.0	0.0	0	0	0	0	0	6	0	6	0	0	0.0	0.0	0	0	0	0	1	5	4	9	0	0	0.0	0.0	0	0	0	0	0	0
TOTALS		7	7	14	0	0	0.0	0.0	0	0	0	0	0	6	0	6	0	0	0.0	0.0	0	0	0	0	1	5	4	9	0	0	0.0	0.0	0	0	0	0	0	0

		DESHON ELLIOTT												PATRICK QUEEN												CAMERON HEYWARD												
DATE	OPP.	S	A	TK	TFL	TFLY	SK	SKY	INT	FR	FF	PR	PD	S	A	TK	TFL	TFLY	SK	SKY	INT	FR	FF	PR	PD	S	A	TK	TFL	TFLY	SK	SKY	INT	FR	FF	PR	PD	
01/11	@ Baltimore	5	0	5	0	0	0.0	0.0	0	0	0	0	1	4	6	10	1	4	0.0	0.0	0	0	0	0	0	3	7	10	2	3	0.0	0.0	0	0	0	0	0	0
TOTALS		5	0	5	0	0	0.0	0.0	0	0	0	0	1	4	6	10	1	4	0.0	0.0	0	0	0	0	0	3	7	10	2	3	0.0	0.0	0	0	0	0	0	0

		DAMONTAE KAZEE												PAYTON WILSON												CAMERON SUTTON												
DATE	OPP.	S	A	TK	TFL	TFLY	SK	SKY	INT	FR	FF	PR	PD	S	A	TK	TFL	TFLY	SK	SKY	INT	FR	FF	PR	PD	S	A	TK	TFL	TFLY	SK	SKY	INT	FR	FF	PR	PD	
01/11	@ Baltimore	3	0	3	0	0	0.0	0.0	0	0	0	0	0	3	3	6	1	3	0.0	0.0	0	0	0	0	0	2	0	2	0	0	0.0	0.0	0	0	0	0	0	0
TOTALS		3	0	3	0	0	0.0	0.0	0	0	0	0	0	3	3	6	1	3	0.0	0.0	0	0	0	0	0	2	0	2	0	0	0.0	0.0	0	0	0	0	0	0

		ISAIAHH LOUDERMILK												KEEANU BENTON												ALEX HIGHSMITH											
DATE	OPP.	S	A	TK	TFL	TFLY	SK	SKY	INT	FR	FF	PR	PD	S	A	TK	TFL	TFLY	SK	SKY	INT	FR	FF	PR	PD	S	A	TK	TFL	TFLY	SK	SKY	INT	FR	FF	PR	PD
01/11	@ Baltimore	2	1	3	0	0	0.0	0.0	0	0	0	0	0	2	2	4	0	0	0.0	0.0	0	0	0	0	0	1	1	2	1	10	1.0	10.0	0	0	0	1	0
TOTALS		2	1	3	0	0	0.0	0.0	0	0	0	0	0	2	2	4	0	0	0.0	0.0	0	0	0	0	0	1	1	2	1	10	1.0	10.0	0	0	0	1	0

		MILES KILLEBREW												LARRY OGUNJOBI												DONTÉ JACKSON												
DATE	OPP.	S	A	TK	TFL	TFLY	SK	SKY	INT	FR	FF	PR	PD	S	A	TK	TFL	TFLY	SK	SKY	INT	FR	FF	PR	PD	S	A	TK	TFL	TFLY	SK	SKY	INT	FR	FF	PR	PD	
01/11	@ Baltimore	1	1	2	0	0	0.0	0.0	0	0	0	0	0	1	1	2	0	0	0.0	0.0	0	0	0	0	0	1	1	2	0	0	0.0	0.0	0	0	0	0	0	0
TOTALS		1	1	2	0	0	0.0	0.0	0	0	0	0	0	1	1	2	0	0	0.0	0.0	0	0	0	0	0	1	1	2	0	0	0.0	0.0	0	0	0	0	0	0

		MONTRAVIUS ADAMS SR.																																				
DATE	OPP.	S	A	TK	TFL	TFLY	SK	SKY	INT	FR	FF	PR	PD	S	A	TK	TFL	TFLY	SK	SKY	INT	FR	FF	PR	PD	S	A	TK	TFL	TFLY	SK	SKY	INT	FR	FF	PR	PD	
01/11	@ Baltimore	0	1	1	0	0	0.0	0.0	0	0	0	0	0	0	1	1	2	0	0	0.0	0.0	0	0	0	0	0	1	1	2	0	0	0.0	0.0	0	0	0	0	0
TOTALS		0	1	1	0	0	0.0	0.0	0	0	0	0	0	0	1	1	2	0	0	0.0	0.0	0	0	0	0	0	1	1	2	0	0	0.0	0.0	0	0	0	0	0

		BEN SKOWRONEK		
DATE	OPP.	TKL	AST	TOT
01/11	@ Baltimore	1	0	1
TOTALS		1	0	1

PUNTING:		CORLISS WAITMAN							
DATE	OPP.	NO.	YDS	AVG	TB	IN 20	LG	NET	BLK
01/11	@ Baltimore	5	257	51.4	0	5	60	50.6	0
TOTALS		5	257	51.4	0	5	60	50.6	0

KICKOFF RETURNS:		CORDARRELLE PATTERSON					
DATE	OPP.	NO.	YDS	AVG	LG	FC	TD
01/11	@ Baltimore	1	26	26.0	26	0	0
TOTALS		1	26	26.0	26	0	0

PUNT RETURNS:		CALVIN AUSTIN III					
DATE	OPP.	NO.	YDS	AVG	LG	FC	TD
01/11	@ Baltimore	1	14	14.0	14	1	0
TOTALS		1	14	14.0	14	1	0



2024 STEELERS POSTSEASON HISTORY



**Steelers Starting
Quarterbacks**



**Steelers Postseason
Game Summaries**



**Steelers in the
Postseason**



**Steelers Postseason
Records**



**Steelers Postseason
Experience**



POSTSEASON STARTING QUARTERBACKS												
Date	Playoff Round	Quarterback	Opponent	Result	Cmp.	Att.	Pct.	Yds.	Pass TDs	INT	Passer Rtg.	Yards/Att.
12/21/1947	Divisional Playoff	Johnny Clement**	Philadelphia Eagles	L	4	16	25.0	52	0	0	40.6	3.3
12/23/1972	Divisional Playoff	Terry Bradshaw	Oakland Raiders	W	11	25	44.0	175	1	1	64.6	7.0
12/31/1972	AFC Championship	Terry Bradshaw	Miami Dolphins	L	5	10	50.0	80	1	2	70.8	8.0
12/22/1973	Divisional Playoff	Terry Bradshaw	at Oakland Raiders	L	12	25	48.0	167	2	3	57.0	6.7
12/22/1974	Divisional Playoff	Terry Bradshaw	Buffalo Bills	W	12	19	63.2	203	1	0	116.8	10.7
12/29/1974	AFC Championship	Terry Bradshaw	at Oakland Raiders	W	8	17	47.1	95	1	1	59.7	5.6
01/12/1975	Super Bowl	Terry Bradshaw	vs. Minnesota Vikings	W	9	14	64.3	96	1	0	108.0	6.9
12/27/1975	Divisional Playoff	Terry Bradshaw	Baltimore Colts	W	8	13	61.5	103	0	2	46.8	7.9
01/04/1976	AFC Championship	Terry Bradshaw	Oakland Raiders	W	15	25	60.0	215	1	3	61.7	8.6
01/18/1976	Super Bowl	Terry Bradshaw	Dallas Cowboys	W	9	19	47.4	209	2	0	122.5	11.0
12/19/1976	Divisional Playoff	Terry Bradshaw	at Baltimore Colts	W	14	18	77.8	264	3	0	158.3	14.7
12/26/1976	AFC Championship	Terry Bradshaw	at Oakland Raiders	L	14	35	40.0	176	0	1	44.5	5.0
12/24/1977	Divisional Playoff	Terry Bradshaw	at Denver Broncos	L	19	37	51.4	177	1	3	40.0	4.8
12/30/1978	Divisional Playoff	Terry Bradshaw	Denver Broncos	W	16	29	55.2	272	2	1	95.8	9.4
01/07/1979	AFC Championship	Terry Bradshaw	Houston Oilers	W	11	19	57.9	200	2	2	89.7	10.5
01/21/1979	Super Bowl	Terry Bradshaw	vs. Dallas Cowboys	W	17	30	56.7	318	4	1	119.2	10.6
12/30/1979	Divisional Playoff	Terry Bradshaw	Miami Dolphins	W	21	31	67.7	230	2	0	111.0	7.4
01/06/1980	AFC Championship	Terry Bradshaw	Houston Oilers	W	18	30	60.0	219	2	1	90.8	7.3
01/20/1980	Super Bowl	Terry Bradshaw	L.A. Rams	W	14	21	66.7	309	2	3	101.9	14.7
01/09/1983	Wild Card Playoff	Terry Bradshaw	San Diego Chargers	L	28	39	71.8	325	2	2	92.4	8.3
01/01/1984	Divisional Playoff	Cliff Stoudt	at L.A. Raiders	L	10	20	50.0	187	1	1	78.5	9.4
12/30/1984	Divisional Playoff	Mark Malone	at Denver Broncos	W	17	28	60.7	224	1	0	97.9	8.0
01/06/1985	AFC Championship	Mark Malone	at Miami Dolphins	L	20	36	55.6	312	3	3	77.5	8.7
12/31/1989	Wild Card Playoff	Bubby Brister	at Houston Oilers	W	15	33	45.5	127	0	0	56.0	3.8
01/07/1990	Divisional Playoff	Bubby Brister	at Denver Broncos	L	19	29	65.5	229	1	0	101.1	7.9
01/09/1993	Divisional Playoff	Neil O'Donnell	Buffalo Bills	L	15	29	51.7	163	0	2	39.9	5.6
01/08/1994	Wild Card Playoff	Neil O'Donnell	at Kansas City Chiefs	L	23	42	54.8	286	3	0	99.9	6.8
01/07/1995	Divisional Playoff	Neil O'Donnell	Cleveland Browns	W	16	23	69.6	186	2	0	122.7	8.1
01/15/1995	AFC Championship	Neil O'Donnell	San Diego Chargers	L	32	54	59.3	349	1	0	84.6	6.5
01/06/1996	Divisional Playoff	Neil O'Donnell	Buffalo Bills	W	19	35	54.3	262	1	2	64.2	7.5
01/14/1996	AFC Championship	Neil O'Donnell	Indianapolis Colts	W	25	41	61.0	205	1	1	71.7	5.0
01/28/1996	Super Bowl	Neil O'Donnell	Dallas Cowboys	L	28	49	57.1	239	1	3	51.3	4.9
12/29/1996	Wild Card Playoff	Mike Tomczak	Indianapolis Colts	W	13	21	61.9	176	0	2	49.0	8.4
01/05/1997	Divisional Playoff	Mike Tomczak	New England Patriots	L	16	29	55.2	110	0	2	35.1	3.8
01/03/1998	Divisional Playoff	Kordell Stewart	New England Patriots	W	14	31	45.2	134	0	1	44.3	4.3
01/11/1998	AFC Championship	Kordell Stewart	Denver Broncos	L	18	36	50.0	201	1	3	41.6	5.6
01/20/2002	Divisional Playoff	Kordell Stewart	Baltimore Ravens	W	12	22	54.5	154	1	1	72.9	7.0
01/27/2002	AFC Championship	Kordell Stewart	New England Patriots	L	24	42	57.1	255	0	3	45.2	6.1
01/05/2003	Wild Card Playoff	Tommy Maddox	Cleveland Browns	W	30	48	62.5	367	3	2	89.5	7.6
01/11/2003	Divisional Playoff	Tommy Maddox	at Tennessee Titans	L	21	41	51.2	266	2	1	77.9	6.5
01/15/2005	Divisional Playoff	Ben Roethlisberger	New York Jets	W	17	30	56.7	181	1	2	57.8	6.0
01/23/2005	AFC Championship	Ben Roethlisberger	New England Patriots	L	14	24	58.3	226	2	3	78.1	9.4
01/08/2006	Wild Card Playoff	Ben Roethlisberger	at Cincinnati Bengals	W	14	19	73.7	208	3	0	148.7	10.9
01/15/2006	Divisional Playoff	Ben Roethlisberger	at Indianapolis Colts	W	14	24	58.3	197	2	1	95.3	8.2
01/22/2006	AFC Championship	Ben Roethlisberger	at Denver Broncos	W	21	29	72.4	275	2	0	124.9	9.5
02/05/2006	Super Bowl	Ben Roethlisberger	Seattle Seahawks	W	9	21	42.9	123	0	2	22.6	5.9
01/05/2008	Wild Card Playoff	Ben Roethlisberger	Jacksonville Jaguars	L	29	42	69.0	337	2	3	79.2	8.0
01/11/2009	Divisional Playoff	Ben Roethlisberger	San Diego Chargers	W	17	26	65.4	181	1	0	98.4	7.0
01/18/2009	AFC Championship	Ben Roethlisberger	Baltimore Ravens	W	16	33	48.5	255	1	0	84.8	7.7
02/01/2009	Super Bowl	Ben Roethlisberger	vs. Arizona Cardinals	W	21	30	70.0	256	1	1	93.2	8.5
01/15/2011	Divisional Playoff	Ben Roethlisberger	Baltimore Ravens	W	19	32	59.4	226	2	0	101.8	7.1
01/23/2011	AFC Championship	Ben Roethlisberger	New York Jets	W	10	19	52.6	133	0	2	35.5	7.0
02/06/2011	Super Bowl	Ben Roethlisberger	at Green Bay Packers	L	25	40	62.5	263	2	2	77.4	6.6
01/08/2012	Wild Card Playoff	Ben Roethlisberger	at Denver Broncos	L	22	40	55.0	289	1	1	75.9	7.2
01/03/2015	Wild Card Playoff	Ben Roethlisberger	Baltimore Ravens	L	31	45	68.9	334	1	2	79.3	7.4
01/09/2016	Wild Card Playoff	Ben Roethlisberger	at Cincinnati Bengals	W	18	31	58.1	229	1	0	92.0	7.4
01/17/2016	Divisional Playoff	Ben Roethlisberger	at Denver Broncos	L	24	37	64.9	339	0	0	94.3	9.2

POSTSEASON STARTING QUARTERBACKS												
Date	Playoff Round	Quarterback	Opponent	Result	Cmp.	Att.	Pct.	Yds.	Pass TDs	INT	Passer Rtg.	Yards/Att.
01/08/2017	Wild Card Playoff	Ben Roethlisberger	Miami Dolphins	W	13	18	72.2	197	2	2	105.3	10.9
01/15/2017	Divisional Playoff	Ben Roethlisberger	at Kansas City Chiefs	W	20	31	64.5	224	0	1	72.5	7.2
01/22/2017	AFC Championship	Ben Roethlisberger	at New England Patriots	L	31	47	66.0	314	1	1	83.1	6.7
01/14/2018	Divisional Playoff	Ben Roethlisberger	Jacksonville Jaguars	L	37	58	63.8	469	5	1	110.5	8.1
01/10/2021	Wild Card Playoff	Ben Roethlisberger	Cleveland Browns	L	47	68	69.1	501	4	4	85.5	7.4
01/16/2022	Wild Card Playoff	Ben Roethlisberger	at Kansas City Chiefs	L	29	44	65.9	215	2	0	92.5	4.9
01/15/2024	Wild Card Playoff	Mason Rudolph	at Buffalo Bills	L	22	39	56.4	229	2	1	80.0	5.9
01/11/2025	Wild Card Playoff	Russell Wilson	at Baltimore Ravens	L	20	29	69.0	270	2	0	121.3	9.3
** Starting QB in 1947 did not throw a pass so replaced by QB who threw most passes in game												



Pittsburgh 0
Philadelphia 21



1947 NFL DIVISIONAL (DEC. 21, 1947)

PHILADELPHIA — The Eagles of coach Earle (Greasy) Neale were on the rise, destined to play the next three NFL title games, whereas Jock Sutherland's Steelers—the last of the Single-Wing offenses to make the playoffs—would have only one winning season in the next decade and that is how each played.

The Eagles capitalized early on a Pittsburgh error. Pete Pihos blocked a punt by Bob Cifers, and the Eagles gained possession at the Steelers' 14. Two plays later, Tommy Thompson threw a 15-yard touchdown pass to Steve Van Buren. The next period, Thompson went to the air again and found Jack Ferrante for 28 yards and a score that made it 14-0.

In the third quarter, the punting game again got the Steelers into trouble. Cifers out-kicked his coverage and Bosh Pritchard wound his way through the Pittsburgh defense, going 79 yards for the final score.

Going into the game the Steelers were torn by controversy. The players demanded an extra paycheck for the playoff. Although they got their money, they outraged their coach Jock Sutherland, who proceeded to hold his pre-game practices outdoors in the snow and ice.

GAME SUMMARY

	1	2	3	4	F
STEELERS	0	0	0	0	0
Eagles	7	7	7	0	21

TEAM	Q	PLAY	SCORE
PHI	1	Van Buren 15 pass from Thompson (Patton kick)	0-7
PHI	2	Ferrante 28 pass from Thompson (Patton kick)	0-14
PHI	3	Pritchard 79 punt return (Patton kick)	0-21



Pittsburgh 10
Detroit 17



1962 PLAYOFF BOWL (JAN. 6, 1963)

MIAMI — The Steelers and Lions met in the third game of what was known as the Playoff Bowl. From 1960-66, the Playoff Bowl was played in Miami, Fla., consisting of the runners-up in each division. Detroit won its third consecutive Playoff Bowl, a 17-10 victory over the Steelers.

In what was a very physical game, the Steelers lost three key starters throughout the game. Halfback Willie Daniel sustained a concussion and a broken jaw, eventual Hall-of-Fame fullback John Henry Johnson left the game with a concussion, and tackle Dan James fractured his leg.

The Lions had the only scoring opportunity of the first quarter, however, a Wayne Walker 27-yard field goal attempt was wide left. He had a second chance in the second quarter and connected to give the Lions a 3-0 lead. The Steelers answered with a five-yard touchdown run by Dick Hoak, giving them a 7-3 lead. Detroit scored on their following drive thanks to a 20-yard pass from Milt Plum to Ken Webb, to give the Lions a 10-7 lead at halftime.

The Steelers tied the game halfway through the third quarter when Lou Michaels kicked a 40-yard field goal.

Detroit clinched the game with an 80-yard, four-play drive. Plum hit Dan Lewis for a gain of 73 yards. Then Ken Webb clinched the victory for the Lions with a three-yard touchdown run.

Bobby Layne replaced Ed Brown at quarterback with 7:46 remaining in the game and almost completed a Steelers' comeback. However, his effort fell short. Layne did complete 4-of-8 passes for 69 yards and one interception.

GAME SUMMARY

	1	2	3	4	F
STEELERS	0	7	3	0	10
Lions	0	10	7	0	17

TEAM	Q	PLAY	SCORE
DET	2	Walker 27 FG	0-3
PIT	2	Hoak 5 run (Michaels kick)	7-3
DET	2	Webb 20 pass from Plum (Walker kick)	7-10
PIT	3	Michaels 40 FG	10-10
DET	3	Webb 2 run (Walker kick)	10-17



Oakland 7
Pittsburgh 13



1972 AFC DIVISIONAL PLAYOFF (DEC. 23, 1972)

PITTSBURGH — Two unusual plays, one perhaps the oddest—and certainly the most controversial—in the long history of professional football, provided most of the offense in the final two minutes of what had been a tension-filled defensive struggle.

Field goals of 18 and 20 yards by Roy Gerela had given Pittsburgh a 6-0 lead. QB Ken Stabler erased it as he scrambled 30 yards on a broken play to put Oakland in front with one minute and 13 seconds remaining.

Down to their last play, the Steelers were 60 yards from the Oakland goal when rookie Franco Harris made an incredible shoe-top catch off a ricocheted pass and ran 42 yards for the TD.

The dispute on the game-winning play centered on whether the flight of the ball was altered by the contact of Oakland's Jack Tatum or the Steelers' John "Frenchy" Fuqua.

GAME SUMMARY

	1	2	3	4	F
Oakland	0	0	0	7	7
STEELERS	0	0	3	10	13

TEAM	Q	PLAY	DRIVE	SCORE
PIT	3	Gerela 18 FG	12-78, 5:08	3-0
PIT	4	Gerela 29 FG	5-13, 2:15	6-0
OAK	4	Stabler 30 run (Blanda kick)	12-80, 2:29	6-7
PIT	4	Harris 60 pass from Bradshaw (Gerela kick)	6-80, 1:13	13-7

INDIVIDUAL STATS

RUSHING	PIT: Harris 18-64; Fuqua 16-25; Bradshaw 2-19.
	OAK: Hubbard 14-44; Smith 14-57; Davis 2-7; Stabler 1-30, 1 TD.
	PIT: Bradshaw 25-11-1, 175 1 TD.
PASSING	OAK: Lamonica 18-6-2, 45; Stabler 12-6-0, 57.
	PIT: Shanklin 3-55; Harris 5-96, 1 TD; McMakin 1-9; Young 1-4; Fuqua 1-11.
RECEIVING	OAK: Hubbard 1-2; Biletnikoff 3-28; Smith 2-8; Chester 3-40; Otto 1-5; Banaszak 1-12; Siani 1-7.

TEAM STATS

	Raiders	Steelers
First Downs	13 (9-4-0)	13 (7-6-0)
Third Downs	5-16 (31%)	6-18 (33%)
Total Net Yds	216	252
Plays-Avg.	65-3.5	64-4.0
Rushing Yds	138	108
Att.-Avg.	31-4.5	36-3.0
Passing Yds	78	144
Sacked by Opp.	4-24	3-31
Att.-Comp.-Int.	30-12-2	25-11-1
Punts-Avg.	7-45.1	7-48.2
Penalties	2-15	1-5
Fumbles-Lost	3-2	0-0



Miami 21
Pittsburgh 17



1972 AFC CHAMPIONSHIP (DEC. 31, 1972)

PITTSBURGH — The Steelers stumbled on the last step to a Super Bowl berth when QB Bob Griese rallied the unbeaten Miami Dolphins.

Actually, the outcome may have been determined on a trick play. With the Steelers leading 7-0 by virtue of a TD the first time they had the ball, Larry Seiple ran 37 yards on a fake punt deep into Pittsburgh territory.

The play took away the Steelers' early momentum and led to the Dolphins tying score. After a field goal early in the third quarter gave Pittsburgh its last lead, Griese took over from Earl Morrall and drove his team 80 yards for the go-ahead TD.

A blocked field goal attempt paved the way for Miami's third TD. Terry Bradshaw made it necessary as he returned to the game after suffering a first quarter head injury. He completed four straight passes for 71 yards to pull his team within four points, but two interceptions ended Pittsburgh's Cinderella season.

GAME SUMMARY

	1	2	3	4	F
Dolphins	0	7	7	7	21
STEELERS	7	0	3	7	17

TEAM	Q	PLAY	DRIVE	SCORE
PIT	1	Mullins fumble recovery in E2 (Gerela kick)	11-48, 6:44	7-0
MIA	2	Csonka 9 pass from Morrall (Yepremian kick)	6-54, 3:03	7-7
PIT	3	Gerela 14 FG	9-73, 4:00	10-7
MIA	3	Kiick 2 run (Yepremian kick)	12-80, 6:29	10-14
MIA	4	Kiick 3 run (Yepremian kick)	11-49, 5:22	10-21
PIT	4	Young 12 pass from Bradshaw (Gerela kick)	4-71, 2:04	17-21

INDIVIDUAL STATS

RUSHING	MIA: Morris 16-76; Csonka 24-68; Seiple 1-37; Kiick 8-12, 2 TD.
	PIT: Harris 16-76; Fuqua 8-47; Bradshaw 2-5.
PASSING	MIA: Morrall 11-7-1, 51, 1 TD; Griese 5-3-0, 70.
	PIT: Bradshaw 10-5-2, 80, 1 TD; Hanratty 10-5-0, 57.
RECEIVING	MIA: Fleming 5-50; Warfield 2-63; Csonka 1-9, 1 TD; Mandich 1-5; Morris 1-(-6).
	PIT: Young 4-54, 1 TD; Shanklin 2-49; Harris 2-3; McMakin 1-22; Brown 1-9.

TEAM STATS

	Raiders	Steelers
First Downs	19 (11-6-2)	13 (6-6-1)
Third Downs	9-20 (45%)	5-12 (42%)
Total Net Yds	314	250
Plays-Avg.	65-4.8	46-5.4
Rushing Yds	193	128
Att.-Avg.	49-3.9	26-4.9
Passing Yds	121	122
Att.-Comp.-Int.	16-10-1	20-10-2
Punts-Avg.	4-35.5	4-51.3
Penalties	2-19	4-30
Fumbles-Lost	0-0	2-0



Pittsburgh 14
Oakland 33



1973 AFC WILD CARD (DEC. 22, 1973)

OAKLAND — The Raiders got a full measure of revenge for three straight losses to the Steelers, including one on the opening round of the AFC playoffs in 1972.

Oakland drove 80 yards for a touchdown the first time they had the ball and quarterback Ken Stabler mixed a strong inside running game with accurate short passes, a pattern he was to follow all afternoon.

A Raiders' touchdown late in the second quarter narrowed the halftime score to 10-7.

The Raiders added field goals on their first two third-quarter possessions. Two plays after the second one Willie Brown picked off a Terry Bradshaw pass in the flat and returned it 54 yards to put the game out of reach.

A fourth George Blanda field goal preceded Bradshaw's second touchdown pass—a 26-yarder to Frank Lewis.

GAME SUMMARY

	1	2	3	4	F
STEELERS	0	7	0	7	14
Raiders	7	3	13	10	33

TEAM	Q	PLAY	SCORE
OAK	1	Hubbard 1 run (Blanda kick)	0-7
OAK	2	Blanda 25 FG	0-10
PIT	2	Pearson 4 pass from Bradshaw (Gerela kick)	7-10
OAK	3	Blanda 31 FG	7-13
OAK	3	Blanda 22 FG	7-16
OAK	3	Brown 54 Interception return (Blanda kick)	7-23
OAK	4	Blanda 10 FG	7-26
PIT	4	Lewis 26 pass from Bradshaw (Gerela kick)	14-26
OAK	4	Hubbard 1 run (Blanda kick)	14-33

INDIVIDUAL STATS	
RUSH	PIT: Harris 10-29; Pearson 4-14; Fuqua 3-13; Bradshaw 3-9.
	OAK: Hubbard 20-91, 2 TD; Smith 17-73; Davis 12-48; Banaszak 5-17; Moore 1-3.
	PIT: Bradshaw 12-25-3, 167, 2 TD.
	OAK: Stabler 14-17-0, 142.
PASS	PIT: Bradshaw 12-25-3, 167, 2 TD.
	OAK: Stabler 14-17-0, 142.
REC	PIT: Lewis 4-70, 1 TD, Fuqua 4-52; B. Pearson 2-7 1 TD; P. Pearson 1-24; Williams 1-14.
	OAK: Siani 5-68; Moore 3-26; Smith 2-10; Hubbard 1-17; Biletnikoff 1-8; Branch 1-8; Banaszak 1-5.

TEAM STATS		
	Steelers	Raiders
First Downs	15 (2-10-3)	24 (14-8-2)
Third Downs	5-11 (45%)	10-17 (59%)
Total Net Yds	223	361
Plays-Avg.	46-4.8	74-4.8
Rushing Yds	65	232
Att.-Avg.	20-3.2	55-4.2
Passing Yds	158	129
Att.-Comp.-Int.	25-12-3	17-14-0
Punts-Avg.	5-41.6	2-39.0
Penalties	4-60	9-75



Buffalo 14
Pittsburgh 32



1974 AFC DIVISIONAL PLAYOFF (DEC. 22, 1974)

PITTSBURGH — The Steelers' offense took the pressure off their defensive teammates early by exploding for four second-quarter touchdowns as Terry Bradshaw played one of the finest games of his pro career.

Trailing 7-3 after young Joe Ferguson led the Bills on a well-executed 56-yard drive, the Steelers went ahead for good when Bradshaw connected with Rocky Bleier for a 27-yard scoring toss. Before the halftime intermission, Franco Harris ripped off three touchdown runs in less than five minutes to tie an NFL record and put the game out of Buffalo's reach.

Harris' middle score was set up by Lynn Swann's sensational diving catch on the Buffalo four-yard line that was the game's biggest play and probably the turning point.

The game's most crucial turnover, a Jim Braxton fumble after he had run 30 yards into Steelers' territory, preceded that Pittsburgh series.

The big halftime margin forced the Bills out of their normal ball-control offense and Ferguson was greatly handicapped as he threw 15 times in the second half against a stacked defense. While Buffalo played catch-up, the Steelers were content to run the ball. Bradshaw threw just five times in the final half.

GAME SUMMARY

	1	2	3	4	F
Bills	7	0	7	0	14
STEELERS	3	26	0	3	32

TEAM	Q	PLAY	SCORE
PIT	1	Gerela 21 FG	0-3
BUF	1	Seymour 22 pass from Ferguson (Leypoldt kick)	7-3
PIT	2	Bleier 27 pass from Bradshaw (kick failed)	7-9
PIT	2	Harris 1 run (Gerela kick)	7-16
PIT	2	Harris 4 run (kick failed)	7-22
PIT	2	Harris 1 run (Gerela kick)	7-29
BUF	3	Simpson 3 pass from Ferguson (Leypoldt kick)	14-29
PIT	4	Gerela 22 FG	14-32

INDIVIDUAL STATS	
RUSH	BUF: Simpson 15-49; Braxton 5-48; Ferguson 1-3.
	PIT: Harris 24-74, 2 TD; Bradshaw 5-48; Bleier 14-45; Davis 5-32; Swann 2-24; Gilliam 1-12.
	BUF: Ferguson 26-11-0, 164, 2 TD.
	PIT: Bradshaw 19-12-0 203, 1 TD; Gilliam 2-0-0.
PASS	BUF: Ferguson 26-11-0, 164, 2 TD.
	PIT: Bradshaw 19-12-0 203, 1 TD; Gilliam 2-0-0.
REC	BUF: Hill 4-59; Simpson 3-37; Seymour 2-35; Rasha 1-25; Braxton 1-8.
	PIT: Swann 3-60; Bleier 3-54, 1 TD; Lewis 2-18; Brown 1-29; McMakin 1-22; Shanklin 1-15; Harris 1-5.

TEAM STATS		
	Bills	Steelers
First Downs	15 (5-10-0)	29 (18-9-2)
Third Downs	3-11 (27%)	7-14 (50%)
Total Net Yds	264	438
Plays-Avg.	47-5.6	72-6.1
Rushing Yds	100	235
Att.-Avg.	21-4.8	51-4.6
Passing Yds	164	203
Att.-Comp.-Int.	26-11-0	21-12-0
Punts-Avg.	5-39.4	3-38.7
Penalties	3-15	2-10



Pittsburgh 24
Oakland 13



Baltimore 10
Pittsburgh 28



1973 AFC CHAMPIONSHIP (DEC. 29, 1974)

OAKLAND — The Steelers combined the power running of Franco Harris and Rocky Bleier with a defense that held the Raiders to an incredible 29 yards rushing and intercepted three Ken Stabler passes en route to a 24-13 victory.

The Steelers took command of the game after Stabler combined with Cliff Branch on a 38-yard touchdown pass to give the Raiders a 10-3 lead in the third quarter.

The teams had traded first half field goals. Taking the kickoff following Branch's score, the Steelers grinded out 61 yards in nine plays with Harris blasting up the middle for eight yards and the touchdown on the first play of the fourth quarter. Jack Ham's second interception of the day paved the way to the Steelers' winning score. He returned it 24 yards to the Oakland nine.

Terry Bradshaw, who played another outstanding game, hit Lynn Swann in the end zone for the touchdown. The Raiders added a second field goal but it was the end of the line for them as the Steeler defense totally dominated the line of scrimmage.

J.T. Thomas' interception with just over a minute to play ended any Oakland comeback hopes. Harris followed with a 21-yard touchdown run.

GAME SUMMARY

	1	2	3	4	F
STEELERS	0	3	0	21	24
Raiders	3	0	7	3	13

TEAM	Q	PLAY	SCORE
OAK	1	Blanda 40 FG	7-41, 2:45 0-3
PIT	2	Gerela 23 FG	9-50, 5:12 3-3
OAK	3	Branch 38 pass from Stabler (Blanda kick)	8-80, 4:10 3-10
PIT	4	Harris 8 run (Gerela kick)	9-61, 4:59 10-10
PIT	4	Swann 6 pass from Bradshaw (Gerela kick)	4-9, 1:23 17-10
OAK	4	Blanda 24 FG	9-85, 4:00 17-13
PIT	4	Harris 21 run (Gerela kick)	2-24, 0:13 24-13

INDIVIDUAL STATS	
RUSH	PIT: Harris 29-111, 2 TD; Bleier 18-98; Bradshaw 3-15.
	OAK: Davis 10-16; Banaszak 3-7; Hubbard 7-6; Stabler 1-0.
	PIT: Bradshaw 17-8-1, 95, 1 TD.
PASS	OAK: Stabler 36-19-3 271, 1 TD.
	PIT: Brown 2-37; Bleier 2-25; Swann 2-17, 1 TD; Stallworth.
REC	OAK: Branch 9-186, 1 TD; Moore 4-32; Biletnikoff 3-45; Davis 2-8; Banaszak 1-0.

TEAM STATS		
	Steelers	Raiders
First Downs	20 (11-7-2)	15 (0-13-2)
Third Downs	9-16 (56%)	4-13 (31%)
Total Net Yards	305	278
Plays-Avg.	67-4.6	57-4.8
Rushing Yards	224	29
Att.-Avg.	50-4.5	21-1.4
Passing Yards	81	249
Att.-Comp.-Int.	17-8-1	36-19-3
Punts-Avg.	4-41.0	5-43.4
Penalties-Yds.	4-30	5-60
Fumbles-Lost	3-2	0-0

1975 AFC DIVISIONAL PLAYOFF (DEC. 27, 1975)

PITTSBURGH — Franco Harris ran for an AFC playoff record 153 yards but it was Mel Blount's interception late in the third quarter that provided the Steelers with the impetus to overcome a 10-7 Baltimore lead, propelling the Steelers to a 28-10 victory.

Following Jack Ham's interception, the Steelers put together a 61-yard, four-play drive, highlighted by Frank Lewis' sensational one-handed 34-yard catch, to take a 7-0 lead late in the first quarter.

Playing without regular quarterback Bert Jones, the Colts used a Lloyd Mumphord interception to tie the game on Marty Domres' pass to Glenn Doughty.

Another turnover, one of four by the Steelers, a fumble by Harris at his own 19, gave the Colts a field goal and their only lead of the game. Three minutes later Blount made his steal and Bleier scored standing up on the first play.

The Pittsburgh defense stiffened, holding the Colts without a first down on their next three possessions. The Steelers put it out of reach with Terry Bradshaw's gummy two-yard touchdown run which capped a 39-yard drive.

GAME SUMMARY

	1	2	3	4	F
Colts	0	7	3	0	10
STEELERS	7	0	7	14	28

TEAM	Q	PLAY	DRIVE	SCORE
PIT	1	Harris 8 run (Gerela kick)	4-61, 1:30	7-0
BAL	1	Doughty 5 pass from Domres (Linhart kick)	5-19, 2:33	7-7
BAL	3	Linhart 24 FG	7-15, 2:54	7-10
PIT	3	Bleier 7 run (Gerela kick)	1-7, 0:05	14-10
PIT	4	Bradshaw 2 run (Gerela kick)	7-39, 2:21	21-10
PIT	4	Russell 93 fumble return (Gerela kick)	—	28-10

INDIVIDUAL STATS	
RUSH	BLT: Mitchell 26-63; Domres 4-17; Jones 2-6; Olds 5-6; McCauley 3-3; Carr 1-(-13).
	PIT: Harris 27-153, 1 TD; Bleier 12-28, 1 TD; Bradshaw 3-22; Collier 1-8.
	BLT: Jones 11-6-0, 91; Domres 11-2-2, 9, 1 TD.
PASS	PIT: Bradshaw 13-8-2, 103.
REC	BLT: Mitchell 4-20; Doughty 2-63; McCauley 1-9; Kennedy 1-8.
	PIT: Lewis 3-65; Swann 2-15; Bleier 2-14; Brown 1-9.

TEAM STATS		
	Colts	Steelers
First Downs	10 (4-4-2)	16 (13-3-0)
Third Downs	6-21 (28%)	4-12 (33%)
Total Net Yards	154	287
Plays-Avg.	68-2.3	59-4.9
Rushing Yards	82	211
Att.-Avg.	41-2.3	43-4.9
Passing Yards	72	76
Att.-Comp.-Int.	22-8-2	13-8-2
Punts-Avg.	9-40.1	4-39.8
Penalties-Yds.	2-1	3-3
Fumbles-Lost	6-53	5-45



Oakland 10
Pittsburgh 16



1975 AFC CHAMPIONSHIP (JAN. 4, 1976)

PITTSBURGH — In a game that was not decided until the final play, the Steelers overcame eight turnovers, including a lost onside kick, which gave the Raiders a final opportunity to win, for a 16-10 victory.

The game was played on an icy field with temperatures in the teens and strong, gusty winds.

Oakland intercepted two passes in the first quarter but the best they could get out of them was a missed 38-yard field goal. The Steelers took advantage of the initial Raider turnover, the first of Mike Wagner's two interceptions and a 20-yard return, to get on the board with a field goal.

The Steelers missed two field-goal attempts, 44- and 48-yard tries, in a third quarter in which the Raiders committed three turnovers to the Steelers' one.

Franco Harris completed a 70-yard drive when he found the middle jammed and swung around his left side for 25 yards scoring the game's first TD on the second play of the final quarter.

Ken Stabler responded with a 60-yard, six-pass drive to reduce the Steeler lead to three again.

Another Oakland fumble, which Jack Lambert grabbed for his third recovery of the game on the Oakland 25, set up the final Steelers score. While the Steelers were running out the clock, Harris fumbled and the Raiders quickly moved into position for a 41-yard field goal. The Steelers committed their third fumble in the final five minutes of the game on the ensuing onside kickoff but time ran out on the Raiders.

GAME SUMMARY

	1	2	3	4	F
Raiders	0	0	0	10	10
STEELERS	0	3	0	13	16

TEAM	Q	PLAY	DRIVE	SCORE
PIT	2	Gerela 36 FG	5-31, 2:29	3-0
PIT	4	Harris 25 run (Gerela kick)	5-70, 2:15	10-0
OAK	4	Siani 14 pass from Stabler (Blanda kick)	6-60, 1:45	10-7
PIT	4	Stallworth 20 pass from Bradshaw (snap fumbled)3-25, 1:1816-7		
OAK	4	Blanda 41 FG	6-41, 1:14	16-10

INDIVIDUAL STATS

RUSH	OAK: Banaszak 8-33; Hubbard 10-30; C. Davis 13-29; J. Phillips 1-1.
	PIT: Harris 27-79; Bradshaw 2-22; Bleier 10-16.
	PASS
PASS	OAK: Stabler 42-18-2, 246, 1 TD.
	PIT: Bradshaw 25-15-3, 215, 1 TD.
	REC
REC	OAK: Siani 5-80, 1 TD; Casper 5-67; Branch 2-56; Banaszak 2-12; Moore 2-12; Hart 1-16; C. Davis 1-3.
	PIT: Harris 5-58; Grossman 4-36; Swann 2-45; Stallworth 2-30, 1 TD; Lewis 1-33; Brown 1-13.

TEAM STATS

	Raiders	Steelers
First Downs	18 (3-13-2)	16 (5-10-1)
Third Downs	7-18 (39%)	5-13 (38%)
Total Net Yards	321	332
Plays-Avg.	76-4.2	64-5.2
Rushing Yards	93	117
Att.-Avg.	32-2.9	39-3.0
Passing Yards	228	215
Att.-Comp.-Int.	42-18-2	25-15-3
Punts-Avg.	8-37.8	4-38.5
Fumbles-Lost	4-3	5-5
Penalties-Yds.	4-40	3-32



Baltimore 14
Pittsburgh 40



1976 AFC DIVISIONAL PLAYOFF (DEC. 19, 1976)

PITTSBURGH — The Steelers struck quick with a 76-yard touchdown pass from Terry Bradshaw to Frank Lewis on the game's third play en route to setting league marks for total yardage and a then-team postseason record for points, with a 40-14 win.

Terry Bradshaw played the finest game of his career, setting then-personal highs by completing 78 percent of his passes for three touchdowns.

The Steelers scored five of the first six times they had the ball and their 17-point second quarter sealed the victory.

First-half interceptions by Mike Wagner and Glen Edwards and five quarterback sacks, two by Andy Russell on successive plays, paced the defense.

However, the victory was a very costly one, which would take its toll one week later.

Both Franco Harris and Rocky Bleier suffered injuries which sidelined them for the AFC title game. Harris was hurt early in the third quarter after rushing for 132 yards. Frenchy Fuqua and Reggie Harrison picked up the slack, making large contributions rushing and receiving.

GAME SUMMARY

	1	2	3	4	F
STEELERS	9	17	0	14	40
Colts	7	0	0	7	14

TEAM	Q	PLAY	DRIVE	SCORE
PIT	1	Lewis 76 pass from Bradshaw (kick failed)	3-78, 1:28	6-0
PIT	1	Gerela 45 FG	8-50, 4:06	9-0
BAL	1	Carr 17 pass from Jones (Linhart kick)	9-69, 5:04	9-7
PIT	2	Harrison 1 run (Gerela kick)	6-32, 3:00	16-7
PIT	2	Swann 29 pass from Bradshaw (Gerela kick)	5-54, 1:45	23-7
PIT	2	Gerela 25 FG	5-39, 0:36	26-7
PIT	4	Swann 11 pass from Bradshaw (Gerela kick)	9-68, 4:34	33-7
BAL	4	Leaks 1 run (Linhart kick)	9-65, 3:17	33-14
PIT	4	Harrison 10 run (Mansfield kick)	5-50, 3:04	40-14

INDIVIDUAL STATS

RUSH	PIT: Harris 18-132; Fuqua 11-54; Harrison 10-40, 2 TD; Bleier 1-(-1).
	BLT: Mitchell 16-55; Leaks 4-12, 1 TD; McCauley 1-1; Jones 2-3.
	PASS
PASS	PIT: Bradshaw 18-14-0, 264, 3 TD; Kruzcek 6-5-0, 44.
	BLT: Jones 25-11-2, 144, 1 TD.
	REC
REC	PIT: Swann 5-77, 2 TD; Harrison 4-37; Harris 3-24; Lewis 2-103, 1 TD; Fuqua 2-34; Bell 2-25; Stallworth 1-8.
	BLT: Mitchell 5-42, Chester 3-42; Carr 2-35; Doughty 1-25.

TEAM STATS

	Steelers	Colts
First Downs	29 (12-15-2)	16 (4-8-4)
Third Downs	9-10 (90%)	4-9 (44%)
Total Net Yards	526	170
Plays-Avg.	65-8.1	53-3.2
Rushing Yards	225	71
Att.-Avg.	40-5.6	23-3.1
Passing Yards	301	99
Att.-Comp.-Int.	24-19-0	25-11-2
Punts-Avg.	1-33	4-40.5
Fumbles-Lost	2-1	0-0
Penalties-Yds.	12-81	7-59



Pittsburgh 7
Oakland 24



1976 AFC CHAMPIONSHIP (DEC. 26, 1976)

OAKLAND — The Steelers and Raiders met for a fifth straight year in the playoffs and third season in a row for the AFC title.

The Raiders ended the Steelers seven-game postseason winning streak with a surprisingly strong running game and the timely passing of Ken Stabler, which they parlayed with a tenacious defense onto a 24-7 victory.

Oakland grabbed a 10-point lead on a pair of Steelers' errors. A partially blocked punt led to a field goal and an interception on a deflection that was returned to the one yard-line set up a touchdown.

Forced to throw because of injuries to Franco Harris and Rocky Bleier, neither of whom played, the Steelers fought back and on their next possession and went 75 yards with all but 16 coming through the air. However, the Raiders matched it by storming 69 yards to score with 23 seconds left in the half.

After their 63-yard scoring drive in the third quarter, the Raiders were content to play conservatively while the desperate Steelers were forced to play catch-up, something they were unable to do this day.

GAME SUMMARY

	1	2	3	4	F
STEELERS	0	7	0	0	7
Raiders	3	14	7	0	24

TEAM	Q	PLAY	DRIVE	SCORE
OAK	1	Mann 39 FG	7-38, 3:20	0-3
OAK	2	Davis 1 run (Mann kick)	3-1, 5:30	0-10
PIT	2	Harrison 3 run (Mansfield kick)	8-75, 5:00	7-10
OAK	2	Bankston 4 pass from Stabler (Mann kick)	14-69, 4:04	7-17
OAK	3	Banaszak 5 pass from Stabler (Mann kick)	12-63, 6:47	7-24

INDIVIDUAL STATS

RUSH	PIT: Harrison 11-44, 1 TD; Fuqua 8-24; Bradshaw 1-4; Cunningham 1-0. DEN: Van Eeghen 22-66; Davis 11-54, 1 TD; Banaszak 15-46; Garrett 2-4; Casper 1-(-13).
	PASS
	PIT: Bradshaw 35-14-1, 176. DEN: Stabler 16-10-0, 88, 2 TD; Rae 0-0-0, 0.
REC	PIT: Cunningham 4-36; Swann 3-58; Fuqua 2-11; Harrison 2-10; Brown 1-32; Stallworth 1-18; Lewis 1-11. DEN: Branch 3-46; Bankston 2-11, 1 TD; Davis 2-7; Van Eeghen 1-14; Banaszak 1-5, 1 TD; Casper 1-5.

TEAM STATS

	Steelers	Raiders
First Downs	13 (3-8-2)	15 (7-7-1)
Third Downs	4-14 (28%)	7-18 (39%)
Total Net Yards	237	220
Plays-Avg.	59-4.0	68-3.3
Rushing Yards	72	157
Att.-Avg.	21-3.4	51-3.1
Passing Yards	165	63
Att.-Comp.-Int.	35-14-1	16-10-0
Punts-Avg.	7-37.3	7-44
Fumbles-Lost	1-0	2-0
Penalties-Yds.	5-29	7-34



Pittsburgh 21
Denver 34



1977 AFC DIVISIONAL PLAYOFF (DEC. 24, 1977)

DENVER — Making the same mistakes that typified their play during the regular season, the Steelers were eliminated in the opening round of the playoffs for the first time since 1973, losing to Denver 34-21.

Pittsburgh lost the football on four turnovers plus a blocked punt, which accounted for 24 of Denver's points. The blocked punt and a Franco Harris fumble set up short scoring drives of 17 and 10 yards which kept the Broncos in the game in the first half when the Steelers held a 183-44 edge in offensive yardage. Both Steelers touchdowns came on long, time-consuming drives in the second quarter as Harris ran for 82 yards in the first half with 60 of them coming during the two scoring efforts.

In the second half, the Steelers deserted their productive running game and rushed the ball just nine times with Harris getting it five times after carrying on 23 occasions in the initial 30 minutes. They were outgained by Denver, 214-121.

After stopping the Broncos four times from inside the two-yard line in the third quarter, the Steelers could not get out of the hole that led to Denver's third score, a first down pass for 30 yards.

The Steelers had one more comeback attempt left as they came from behind for the third time to even the score on a 60-yard, four-play march with all but one of the yards coming through the air.

After that, Pittsburgh got just one first down on its final three possessions and turned the ball over twice on interceptions to set up Denver's last 10 points.

The lone positive note for the Steelers was Harris becoming the first pro player to gain 1,000 yards in postseason play, pushing his total to 1,050.

GAME SUMMARY

	1	2	3	4	F
STEELERS	0	14	0	7	21
Broncos	7	7	7	13	34

TEAM	Q	PLAY	DRIVE	SCORE
DEN	1	Lytle 7 run (Turner kick)	4-17, 1:18	0-7
PIT	2	Bradshaw 1 run (Gerela kick)	11-56, 5:10	7-7
DEN	2	Armstrong 10 run (Turner kick)	1-10, 0:43	7-14
PIT	2	Harris 1 run (Gerela kick)	9-65, 2:23	14-14
DEN	3	Odoms 30 pass from Morton (Turner kick)	4-41, 0:51	14-21
PIT	4	Brown 1 pass from Bradshaw (Gerela kick)	4-61, 1:42	21-21
DEN	4	Turner 44 FG	7-39, 2:29	21-24
DEN	4	Turner 35 FG	4-2, 0:36	21-27
DEN	4	Dolbin 34 pass from Morton (Turner kick)	2-33, 0:13	21-34

INDIVIDUAL STATS

RUSH	PIT: Harris 28-92, 1 TD; Bleier 7-14; Bradshaw 4-21, 1 TD. DEN: Lytle 12-26, 1 TD; Keyworth 5-20; Jensen 4-13; Armstrong 11-44, 1 TD; Morton 5-0.
	PASS
	PIT: Bradshaw 37-19-3, 177, 1 TD. DEN: Morton 23-11-0, 164, 1 TD.
REC	PIT: Harris 4-20; Cunningham 3-42; Swann 1-6; Stallworth 4-80; Bleier 2-10; Brown 1-1, 1 TD; Maxson 3-11; Grossman 1-7. DEN: Jensen 2-33; Odoms 5-43, 1 TD; Moses 2-45; Armstrong 1-9; Dolbin 1-34, 1 TD.

TEAM STATS

	Steelers	Broncos
First Downs	18 (10-8-0)	15 (5-9-1)
Third Downs	11-22 (50%)	4-13 (31%)
Total Net Yards	304	258
Plays-Avg.	76-4.0	61-4.2
Rushing Yards	127	103
Att.-Avg.	39-3.3	37-2.8
Passing Yards	177	155
Att.-Comp.-Int.	37-19-3	23-11-0
Punts-Avg.	6-34.0	5-37.6
Fumbles-Lost	2-1	3-1
Penalties-Yds.	10-67	3-20



Denver 10
Pittsburgh 33



1978 AFC DIVISIONAL PLAYOFF (DEC. 30, 1978)

PITTSBURGH — Playing their first playoff game at home in three years, the Steelers advanced to the AFC Championship game for the fourth time in six years with one of their best overall performances ever in postseason play, defeating Denver, 33-10.

After falling behind 3-0, the Steelers scored touchdowns on back-to-back possessions to assume a commanding lead and were never seriously threatened thereafter.

The offense gained 425 yards, while Terry Bradshaw had a postseason career-high of 272 yards passing and was aided by the great touchdown receptions of John Stallworth and Lynn Swann, both of whom took balls away from Denver defenders in the end zone. Stallworth set a then-NFL Divisional Playoff record with his 10 catches. Franco Harris added four NFL postseason records he already held. He increased his totals to 1,155 yards, 282 rushing attempts, five 100-yard games and 12 touchdowns.

The Pittsburgh defense was no less than devastating, completely shutting down the Broncos' running game and marking the sixth straight game in which it did not allow 100 yards rushing. This forced Denver to go to a passing game and resulted in six quarterback sacks.

Joe Greene took away the Broncos early second-half momentum when he blocked a field goal attempt. Then Stallworth and Swann settled the issue with two big catches in a 32-second span of the fourth quarter. Sandwiched between those two plays was Rick Upchurch's fumble on the kickoff following Stallworth's big play, which Dennis Winston recovered.

GAME SUMMARY

	1	2	3	4	F
BRONCOS	3	7	0	0	10
STEELERS	6	13	0	14	33


TEAM	Q	PLAY	DRIVE	SCORE
DEN	1	Turner 37 FG	5-6, 3:41	0-3
PIT	1	Harris 1 run (kick failed)	8-66, 3:14	6-3
PIT	2	Harris 18 run (Gerela kick)	4-43, 2:05	13-3
PIT	2	Gerela 24 FG	8-38, 2:20	16-3
DEN	2	Preston 3 run (Turner kick)	4-49, 1:00	16-10
PIT	2	Gerela 27 FG	7-45, 1:42	19-10
PIT	4	Stallworth 48 pass from Bradshaw (Gerela kick)	4-71, 2:14	26-10
PIT	4	Swann 38 pass from Bradshaw (Gerela kick)	2-29, 0:39	33-10

INDIVIDUAL STATS	
RUSH	DEN: Keyworth 6-12; Lytle 5-6; Canada 1-3; Perrin 6-6; Preston 4-14, 1 TD; Weese 4-43; Armstrong 1-3.
	PIT: Harris 24-105, 2 TD; Bleier 8-26; Bradshaw 2-4; Thornton 2-4; Moser 2-6; Smith 1-4; Deloplaïne 1-4.
	DEN: Morton 5-3-0, 34; Weese 16-8-0, 118; Dilts 1-1-0, 16.
	PIT: Bradshaw 29-16-1, 272, 2 TD.
	DEN: Moses 2-33; Dolbin 4-77; Lytle 1(-1); Perrin 2-16; Odoms 1-24; Preston 2-19.
PASS	PIT: Stallworth 10-156, 1 TD; Grossman 4-64; Swann 2-52, 1 TD.
REC	

TEAM STATS		
	BRONCOS	STEELERS
First Downs	15 (5-8-2)	24 (9-11-4)
Third Downs	3-14 (21%)	6-14 (43%)
Total Net Yards	218	425
Plays-Avg.	55-3.9	69-6.1
Rushing Yards	87	153
Att.-Avg.	27-3.2	40-3.8
Passing Yards	131	272
Att.-Comp.-Int.	22-12-0	29-16-1
Punts-Avg.	6-34	2-36
Fumbles-Lost	2-2	4-1
Penalties-Yds.	8-104	11-88



Houston 5
Pittsburgh 34



1978 AFC CHAMPIONSHIP (JAN. 7, 1979)

PITTSBURGH — The Steelers won their third AFC Championship in five years with an awesome offensive and defensive display, defeating the Houston Oilers, 34-5.

The game was played in a cold, steady rain which contributed to an NFL postseason record of 12 fumbles.

The Steelers built a 14-3 lead on touchdown runs by Franco Harris (seven yards) and Rocky Bleier (17 yards). They broke the game open with a 17-point burst in the last 52 seconds of the first half by capitalizing on three Houston fumbles. Both touchdowns in this span came on Terry Bradshaw passes to John Stallworth and Lynn Swann.

The Steelers quarterback was spectacular in completing 11-of-19 attempts for 200 yards while Dan Pastorini, his counterpart, was harassed by the Pittsburgh defense and the weather. He was intercepted five times and sacked on four occasions, and the tremendous Steelers pass rush forced him to throw most of the time under severe pressure.

Rookie Earl Campbell, the NFL's leading rusher, was limited to 26 yards on 15 carries in the first half and finished the game with just 62 yards on 22 attempts.

The Steelers' dominance was best exhibited by the first half yardage totals of 287 to 54. All-Pro linebacker Jack Ham was a standout with an interception, two fumble recoveries and a sack. The Steelers enjoyed great field position most of the game that was aided by 90 yards in interception returns and 91 yards on Theo Bell's six punt returns.

GAME SUMMARY

	1	2	3	4	F
OILERS	0	3	2	0	5
STEELERS	14	17	3	0	34

TEAM	Q	PLAY	DRIVE	SCORE
PIT	1	Harris 7 run (Gerela kick)	5-57, 1:14	7-0
PIT	1	Bleier 17 run (Gerela kick)	2-17, 0:38	14-0
HOU	2	Fritsch 19 FG	5-16, 1:18	14-3
PIT	2	Swann 29 pass from Bradshaw (Gerela kick)	4-69, 0:25	21-3
PIT	2	Stallworth 17 pass from Bradshaw (Gerela kick)	2-17, 0:13	28-3
PIT	2	Gerela 37 FG	3-5, 0:14	31-3
PIT	3	Gerela 22 FG	6-9, 2:32	34-3
HOU	3	Washington tackled Bleier for safety	—	34-5

INDIVIDUAL STATS

RUSH	HOU: Campbell 22-62; Woods 1-9; Coleman 1(-5); Wilson 2-6.
	PIT: Harris 20-51, 1 TD; Bleier 10-45, 1 TD; Bradshaw 7-29; Deloplaïne 3-28; Thornton 3-22; Moser 3-7; Kruzcek 1(-3).
	HOU: Pastorini 26-12-5, 96.
	PIT: Bradshaw 19-11-2, 200, 2 TD; Kruzcek 0-0-0, 0.
	HOU: Caster 5-44; Wilson 5-33; Coleman 1-15; Campbell 1-4.
PASS	PIT: Swann 4-98, 1 TD; Grossman 2-43; Bleier 4-42; Stallworth 1-17, 1 TD.
REC	

TEAM STATS

	OILERS	STEELERS
First Downs	10 (5-3-2)	21 (8-11-2)
Third Downs	1-11 (9%)	1-9 (11%)
Total Net Yards	142	379
Plays-Avg.	56-3.0	66-5.7
Rushing Yards	72	179
Att.-Avg.	26-2.8	47-3.8
Passing Yards	70	200
Att.-Comp.-Int.	26-12-5	19-11-2
Punts-Avg.	6-39.5	1-53
Fumbles-Lost	6-4	6-3
Penalties-Yds.	5-48	4-32



Miami 14
Pittsburgh 34



1979 AFC DIVISIONAL PLAYOFF (DEC. 30, 1979)

PITTSBURGH — The Steelers were flawless in the first quarter, controlling the football for more than 13 minutes and scoring touchdowns the first three times they had the ball en route to a 34-14 victory. Miami was able to run just seven plays for a net of two yards.

Pittsburgh converted four of four third-down plays in the opening period and was successful on 11-of-14 the entire game. In directing the three early drives, Terry Bradshaw completed 7-of-9 passes.

With a big cushion, the defense never gave Miami a chance, stopping the Dolphins without a score twice in the second quarter when they had first downs inside the Pittsburgh 10-yard line. Dennis Winston's interception ended one drive and a great goal-line stand the other.

At halftime the Steelers held a 229-35 edge in yardage and a 15-4 margin in first downs. For the game, the Dolphins, a ball-control team, rushed for 25 yards on 22 carries with 21 of those yards coming in the final quarter.

It was the fourth straight postseason game in which the Steelers had scored over 30 points. Bradshaw set a personal postseason record with 21 completions, and Franco Harris was the leading rusher for the 12th time in 15 postseason games increasing his all-time lead total to 1,357 yards and scored his 15th touchdown, another postseason record. The victory was the Steelers' 15th straight at home and sixth postseason win in a row at Three Rivers Stadium.

GAME SUMMARY

	1	2	3	4	F
Dolphins	0	0	7	7	14
STEELERS	20	0	7	7	34

TEAM	Q	PLAY	DRIVE	SCORE
PIT	1	Thornton 1 run (Bahr kick)	13-62, 6:53	7-0
PIT	1	Stallworth 17 pass from Bradshaw (kick blocked)	9-62, 1:55	13-0
PIT	1	Swann 20 pass from Bradshaw (Bahr kick)	6-56, 2:28	20-0
MIA	3	Harris 7 pass from Griese (Von Schamann kick)	2-11, 0:49	20-7
PIT	3	Bleier 1 run (Bahr kick)	12-69, 3:53	27-7
PIT	4	Harris 5 run (Bahr kick)	9-43, 5:08	34-7
MIA	4	Csonka 1 run (Von Schamann kick)	13-76, 5:48	34-14

INDIVIDUAL STATS

RUSH	MIA: Csonka 10-20, 1 TD; Williams 8-1; Davis 2-12; Griese 1-1; Roberts 1-(-9).
	PIT: Harris 21-83, 1 TD; Thornton 12-52, 1 TD; Bleier 4-13, 1 TD; Hawthorne 2-15; Anderson 1-(-4).
	MIA: Griese 26-14-1, 118, 1 TD; Strock 14-8-1, 125.
	PIT: Bradshaw 31-21-0, 230, 2 TD.
PASS	MIA: Griese 26-14-1, 118, 1 TD; Strock 14-8-1, 125.
	PIT: Bradshaw 31-21-0, 230, 2 TD.
REC	MIA: Williams 6-26; Moore 5-93; Harris 3-61, 1 TD; Nathan 3-27; Davis 2-24; Hardy 2-12.
	PIT: Stallworth 6-86, 1 TD; Smith 4-41; Harris 5-32; Swann 3-37, 1 TD; Thornton 3-34.

TEAM STATS

	Dolphins	Steelers
First Downs	16 (2-11-3)	27 (14-12-1)
Third Downs	7-19 (36%)	11-14 (78%)
Total Net Yards	249	379
Plays-Avg.	65-3.8	72-5.3
Rushing Yards	25	159
Att.-Avg.	65-3.8	72-5.3
Passing Yards	224	220
Att.-Comp.-Int.	40-22-2	31-21-0
Punts-Avg.	4-36.3	2-29.5
Fumbles-Lost	0-0	3-3
Penalties-Yds.	4-35	8-41



Houston 13
Pittsburgh 27



1979 AFC CHAMPIONSHIP (JAN. 6, 1980)

PITTSBURGH — The Steelers won their fourth AFC Championship in six years in a hard-fought, physical game over the Houston Oilers that was much closer than the 27-13 final score indicates, typifying the rivalry that exists between the AFC Central rivals.

Even though the statistics favored the Steelers, their last touchdown came in the final minute and the final score was their largest margin of the game.

Terry Bradshaw continued his spectacular postseason play, converting 13-of-19 third-down opportunities, and the defense did not allow a touchdown, holding the Oilers to just 24 yards rushing and Earl Campbell to 15 yards on 17 attempts.

Houston jumped in front when Vernon Perry stopped a promising drive with an interception which he returned 75 yards for a score. The teams traded field goals on back-to-back possessions.

Bradshaw guided his team to touchdowns on their next two chances which gave the Steelers a lead they never surrendered although it was seriously threatened late in the third quarter when the officials ruled Mike Renfro did not have possession on what appeared to be a tying touchdown pass. The Oilers settled for a field goal which the Steelers soon matched.

A fumble led to Pittsburgh's last score.

Bradshaw's two touchdown passes gave him a postseason career total of 26, an NFL record, increasing his yardage record to 3,199. Franco Harris was the leading rusher for the 13th time in 16 postseason games and increased his rushing yardage to 1,442, another NFL mark. The win was the Steelers 16th straight at home and seventh playoff win in a row at Three Rivers Stadium.

GAME SUMMARY

	1	2	3	4	F
Oilers	7	3	0	3	13
STEELERS	3	14	0	10	27

TEAM	Q	PLAY	DRIVE	SCORE
HOU	1	Perry 75 interception return (Fritsch kick)	—	0-7
PIT	1	Bahr 21 FG	7-36, 3:06	3-7
HOU	2	Fritsch 27 FG	8-72, 4:33	3-10
PIT	2	Cunningham 16 pass from Bradshaw (Bahr kick)	10-67, 4:31	10-10
PIT	2	Stallworth 20 pass from Bradshaw (Bahr kick)	6-49, 3:22	17-10
HOU	4	Fritsch 23 FG	12-81, 6:42	17-13
PIT	4	Bahr 39 FG	11-55, 4:55	20-13
PIT	4	Bleier 4 run (Bahr kick)	9-45, 4:52	27-13

INDIVIDUAL STATS

RUSH	HOU: Campbell 17-15; Wilson 4-9; Caster 1-0.
	PIT: Harris 21-85; Bleier 13-52, 1 TD; Bradshaw 1-25; Thornton 1-(-1).
PASS	HOU: Pastorini 28-19-1, 203, 1 TD; Nielsen 1-1-0, 9.
	PIT: Bradshaw 30-18-1, 219, 2 TD.
REC	HOU: Wilson 7-60; Carpenter 5-23; Renfro 3-52; Coleman 2-46; Merkins 1-12; Campbell 1-11; Barber 1-8.
	PIT: Harris 6-50, Swann 4-64; Stallworth 3-52, 1 TD; Bleier 3-39; Cunningham 2-14, 1 TD.

TEAM STATS

	Oilers	Steelers
First Downs	11 (2-7-2)	22 (9-13-0)
Third Downs	3-11 (27%)	13-19 (68%)
Total Net Yards	227	358
Plays-Avg.	52-4.4	69-5.2
Rushing Yards	24	161
Att.-Avg.	22-1.1	36-4.5
Passing Yards	203	197
Att.-Comp.-Int.	29-20-1	30-18-1
Punts-Avg.	4-30	3-51
Fumbles-Lost	4-2	1-1
Penalties-Yds.	2-10	5-34



San Diego 31
Pittsburgh 28



1982 AFC WILD CARD (JAN. 9, 1983)

PITTSBURGH — The Steelers ended their 50th season with one of their most bitter losses ever, a 31-28 defeat to the San Diego Chargers.

Dan Fouts threw two short touchdown passes to Kellen Winslow in the final nine minutes after the Steelers had taken an 11-point lead early in the fourth quarter.

Terry Bradshaw played one of the greatest games of his career, completing 25 of his first 28 passes, including 15 in a row, but threw two interceptions, which knocked the Steelers out of the playoffs.

The initial interception came on a first down play from the San Diego 29-yard line on the first play after the two-minute warning in the second quarter with the Steelers leading, 14-10. Bruce Laird returned the interception 35 yards and the Chargers drove 64 yards to take their first lead, 17-14.

The last and most costly interception came with 11 minutes to play and the Steelers holding a 28-17 margin. This one was returned by Jeff Allen to the Pittsburgh 29-yard line from where the Chargers scored on five plays plus an important holding penalty which nullified a Mel Blount interception.

After two Steelers first downs on the next series, John Goodson's 20-yard punt gave San Diego decent field position and they capitalized on the winning score.

The game started on a bizarre note when rookie Guy Ruff recovered James Brooks' fumble off the opening kickoff in the end zone to set an NFL record for the quickest score at the start of the game.

GAME SUMMARY

	1	2	3	4	F
Chargers	3	14	0	14	31
STEELERS	14	0	7	7	28

TEAM	Q	PLAY	DRIVE	SCORE
PIT	1	Ruff recovered Brooks fumble in end zone (Anderson kick)—	7-0	
SD	1	Benirschke 25 FG	11-91, 4:21	7-3
PIT	1	Bradshaw 1 run (Anderson kick)	9-71, 5:06	14-3
SD	2	Brooks 18 run (Benirschke kick)	11-80, 4:53	14-10
SD	2	Sievers 10 pass from Fouts (Benirschke kick)	7-64, 1:18	14-17
PIT	3	Cunningham 2 pass from Bradshaw (Anderson kick)8-74, 4:40	21-17	
PIT	4	Stallworth 9 pass from Bradshaw (Anderson kick)10-86, 6:37	28-17	
SD	4	Winslow 8 pass from Fouts (Benirschke kick)	5-29, 2:19	28-24
SD	4	Winslow 2 pass from Fouts (Benirschke kick)	8-64, 2:59	28-31

INDIVIDUAL STATS

RUSH	SD: Muncie 25-126; Brooks 3-20, 1 TD; Cappelletti 1-0.
	PIT: Harris 10-35; Pollard 9-47; Hawthorne 2-3; Bradshaw 2-12, 1 TD.
PASS	SD: Fouts 42-27-0, 333, 3 TD.
	PIT: Bradshaw 39-28-2, 325, 2 TD.
REC	SD: Chandler 9-124; Winslow 7-102, 2 TD; Joiner 5-68; Sievers 2-17, 1 TD; Muncie 1-12; Fitzkee 1-8; Brooks 1-4; Cappelletti 1-(-2).
	PIT: Harris 11-71; Stallworth 8-116, 1 TD; Cunningham 5-55, 1 TD; Pollard 2-29; Smith 1-40; Swann 1-14.

TEAM STATS

	Chargers	Steelers
First Downs	29 (6-19-4)	26 (6-19-1)
Third Downs	9-14 (64%)	6-12 (50%)
Total Net Yards	479	422
Plays-Avg.	71-6.7	62-6.8
Rushing Yards	146	97
Att.-Avg.	29-5.0	23-4.2
Passing Yards	333	325
Att.-Comp.-Int.	42-21-0	39-28-2
Punts-Avg.	1-48	2-32.5
Fumbles-Lost	3-2	1-0
Penalties-Yds.	6-51	6-54



Pittsburgh 10
Los Angeles 38



1983 AFC DIVISIONAL PLAYOFF (JAN. 1, 1984)

LOS ANGELES — For the second straight year, the Steelers were eliminated in the first round of the playoffs, losing 38-10, to the Los Angeles Raiders. The defeat was their fifth in the last six games and their sixth straight to the Raiders.

After taking the lead on an impressive 78-yard drive, which produced three first downs, the Pittsburgh offense struggled for the balance of the game.

On their first scoring series, the Steelers elected to kick a field goal rather than try for a touchdown inches from the Raider goal line. The march was highlighted by a spectacular 44-yard reception by Wayne Capers. The Raiders took the lead the next time the Steelers had the ball when Lester Hayes stepped in front of a Cliff Stoudt to Calvin Sweeney sideline pass. Los Angeles scored on its next possession and added a field goal with six seconds remaining in the first half.

The Raiders scored the first three times they had the ball in the second half with drives of 72, 58, and 65 yards, while the Steelers settled for a 58-yard scoring pass from Stoudt to John Stallworth.

It was a record-tying 10th touchdown reception for Stallworth and the eighth straight playoff game in which he had scored to extend his own NFL mark.

The attendance of 90,334 was the largest postseason crowd in NFL history other than a Super Bowl and the second largest to ever see the Steelers play.

GAME SUMMARY

	1	2	3	4	F
STEELERS	3	0	1	0	10
Raiders	7	10	21	0	38

TEAM	Q	PLAY	DRIVE	SCORE
PIT	1	Anderson 17 FG	8-78, 3:29	3-0
LA	1	Hayes 18 interception return (Bahr kick)	—	3-7
LA	2	Allen 4 run (Bahr kick)	9-80, 4:23	3-14
LA	2	Bahr 45 FG	7-43, 0:57	3-17
LA	3	King 9 run (Bahr kick)	9-72, 4:55	3-24
LA	3	Allen 49 run (Bahr kick)	2-58, 0:48	3-31
PIT	3	Stallworth 58 pass from Stoudt (Anderson kick)	4-75, 1:19	10-31
LA	3	Hawkins 2 run (Bahr kick)	10-65, 4:41	10-38

INDIVIDUAL STATS

RUSH	PIT: Stoudt 9-50; Pollard 9-37; Abercrombie 6-36; F. Harris 6-33; Odom 1-4; T. Harris 1-2.
	LAR: Allen 13-121, 2 TD; Hawkins 10-25, 1 TD; King 6-20, 1 TD; Plunkett 2-23; Guy 1-2; Wilson 1-(-3).
PASS	PIT: Stoudt 20-10-1, 187, 1 TD; Malone 7-3-0, 22.
	LAR: Plunkett 34-21-0, 232.
REC	PIT: F. Harris 4-31; Capers 2-54; Cunningham 2-32; Sweeney 2-24; Stallworth 1-58, 1 TD; Odom 1-6; Abercrombie 1-4.
	LAR: Christensen 7-88; Branch 6-76; Allen 5-38; Barnwell 3-30.

TEAM STATS

	Steelers	Raiders
First Downs	17 (9-8-0)	24 (13-9-2)
Third Downs	4-14 (29%)	5-13 (38%)
Total Net Yards	331	413
Plays-Avg.	64-5.2	68-6.1
Rushing Yards	162	188
Att.-Avg.	32-5.1	33-5.7
Passing Yards	169	225
Att.-Comp.-Int.	27-13-1	34-21-0
Punts-Avg.	8-40.9	6-41.3
Fumbles-Lost	2-1	2-0
Penalties-Yds.	4-30	2-15



Pittsburgh 24
Denver 17



1984 AFC DIVISIONAL PLAYOFF (DEC. 30, 1984)

DENVER — The Steelers overcame a near-disastrous start, a blocked punt and three missed field goals to earn their first postseason win since Super Bowl XIV, a 24-17 victory over Denver.

Eric Williams' interception and 28-yard return to the two-yard line with three and a half minutes to go set up the winning touchdown, scored on a gutty two-yard plunge by Frank Pollard. The Steelers came back from seven point deficits and their three scoring drives prior to the final TD averaged almost 70 yards while the Broncos, meanwhile, never traveled more than 46 yards for their 17 points.

The game opened with Mark Malone losing two fumbles in Pittsburgh's first two possessions. However, Malone rebounded from his early miscues to complete six-of-eight passes on the Steelers' two scoring drives that gave them a halftime lead, 10-7.

A blocked punt on Pittsburgh's first second half possession gave Denver the ball on the four-yard line but for the second time inside their own 10, the Steeler defense stiffened and the Broncos had to settle for a field goal. The next time the Broncos had the ball they broke the 10-10 tie with their most impressive offensive series of the game with the touchdown coming on a John Elway bullet to Steve Watson, the Denver offensive hero with 11 receptions. After a 10-yard touchdown reception by Louis Lipps on which he broke several tackles, the Broncos managed only two first downs the rest of the game.

Two plays after a Gary Anderson missed field goal attempt, Williams turned the game around again with his big interception. Pollard with 99 yards and Abercrombie with 75 had postseason career highs rushing while Gary Dunn had his first career interception in the second quarter to end a Denver threat on the four-yard line.

GAME SUMMARY

	1	2	3	4	F
STEELERS	0	10	7	7	24
Broncos	7	0	10	0	17

TEAM	Q	PLAY	DRIVE	SCORE
DEN	1	Wright 9 pass from Elway (Karlis kick)	5-22, 8:30	0-7
PIT	2	Anderson 28 FG	12-62, 0:04	3-7
PIT	2	Pollard 1 run (Anderson kick)	8-78, 13:46	10-7
DEN	3	Karlis 21 FG	4-0, 2:50	10-10
DEN	3	Watson 20 pass from Elway (Karlis kick)	6-46, 7:45	10-17
PIT	3	Lipps 10 pass from Malone (Anderson kick)	7-66, 11:41	17-17
PIT	4	Pollard 2 run (Anderson kick)	3-2, 13:01	17-24

INDIVIDUAL STATS

RUSH	PIT: Pollard 16-99, 2 TD; Abercrombie 17-75; Veals 1-1; Lipps 1-0; Malone 5-(-6).
	DEN: Winder 15-37; Elway 4-16; Willhite 1-1; Parros 1-0; Watson 1-(-3).
	PIT: Malone 28-17-0, 224 1 TD.
PASS	DEN: Elway 37-19-2, 184 2 TD; Willhite 1-1-0, 52.
	PIT: Lipps 5-86, 1 TD; Pollard 4-48; Stallworth 3-38; Abercrombie 3-18; Cunningham 1-19; Thompson 1-15.
REC	DEN: Watson 11-177, 1 TD; Winder 4-22; Wright 2-16, 1 TD; Willhite 2-12; Alexander 1-9.

TEAM STATS

	Dolphins	Steelers
First Downs	15 (4-11-0)	25 (12-13-0)
Third Downs	4-13 (31%)	5-13 (39%)
Total Net Yards	250	381
Plays-Avg.	64-3.9	70-5.4
Rushing Yards	51	169
Att.-Avg.	22-2.3	40-4.2
Passing Yards	199	212
Att.-Comp.-Int.	38-20-2	28-17-0
Punts-Avg.	4-42.3	3-28.3
Fumbles-Lost	2-0	3-2
Penalties-Yds.	1-5	4-30



Pittsburgh 28
Miami 45



1984 AFC CHAMPIONSHIP (JAN. 6, 1985)

MIAMI — Dan Marino set AFC Championship game records with 421 yards passing and four touchdowns to lead the Dolphins to a 45-28 victory over Pittsburgh.

Eleven of Marino's 21 completions were for 20 yards or more and three were at least 40 yards, as the Steelers secondary could not contain the ultra-quick Dolphin receivers and three of their touchdown drives took less than two minutes to complete.

The Steelers controlled the ball on the ground most of the first half but after they had taken a 14-10 lead on John Stallworth's NFL record 11th touchdown reception in postseason, the Dolphins scored two touchdowns in the last 2:52 of the half and added another one on their first possession of the second half.

Following the scoring barrage, the Steelers were forced to open up their offense and stray away from their ball-control game which was very effective in the first 30 minutes and had accounted for 123 yards rushing and a four-minute edge in possession time. If there was a turning point, it came with a minute and a half left in the first half and Miami holding a 17-14 lead when Mark Malone suffered his third interception which the Dolphins quickly converted into a touchdown and a 10-point margin.

From the end of the first half to their first series of the fourth quarter, the Dolphins scored on five straight possessions. The 1,024 total yards by both teams was an AFC time game record as was the 50 first downs. Stallworth added to his touchdown reception mark with a tumbling third-quarter touchdown reception that brought the Steelers to within 10 points. Marino answered with 80 and 66-yard drives to put the game out of reach. Malone had career-highs with 20 completions and 312 yards passing.

GAME SUMMARY

	1	2	3	4	F
STEELERS	7	7	7	7	28
Dolphins	7	17	14	7	45

TEAM	Q	PLAY	DRIVE	SCORE
MIA	1	Clayton 40 pass from Marino (von Schamann kick)	4-67, 7:15	0-7
PIT	1	Erenberg 7 run (Anderson kick)	7-66, 11:30	7-7
MIA	2	von Schamann 26 FG	8-55, 5:56	7-10
PIT	2	Stallworth 65 pass from Malone (Anderson kick)	3-71, 12:08	14-10
MIA	2	Duper 41 pass from Marino (von Schamann kick)	5-77, 13:30	14-17
MIA	2	Nathan 2 run (von Schamann kick)	5-35, 14:24	14-24
MIA	3	Duper 36 pass from Marino (von Schamann kick)	4-78, 1:48	14-31
PIT	3	Stallworth 19 pass from Malone (Anderson kick)	9-72, 7:05	21-31
MIA	3	Bennett 1 run (von Schamann kick)	10-80, 13:20	21-38
MIA	4	Moore 6 pass from Marino (von Schamann kick)	9-66, 3:55	21-45
PIT	4	Capers 29 pass from Malone (Anderson kick)	5-84, 14:35	28-45

INDIVIDUAL STATS

RUSH	PIT: Abercrombie 15-68; Pollard 11-48; Erenberg 6-27, 1 TD.
	MIA: Nathan 19-64, 1 TD; Bennett 8-33, 1 TD; Johnson 10-39; Strock 1-(-2).
	PIT: Malone 36-20-3, 312, 3 TD.
PASS	MIA: Marino 32-21-1, 421, 4 TD; Nathan 1-1-0, 9.
	PIT: Stallworth 4-111, 2 TD; Erenberg 5-59; Lipps 3-45; Sweeney 3-42; Pollard 3-13; Capers 1-29; Abercrombie 1-13.
REC	MIA: Nathan 8-114; Duper 5-148, 2 TD; Clayton 4-95 1 TD; Moore 2-34, 1 TD; Hardy 2-16; Rose 1-28.

TEAM STATS

	Dolphins	Steelers
First Downs	28 (10-18-0)	22 (8-14-0)
Third Downs	4-11 (36%)	6-11 (54%)
Total Net Yards	569	455
Plays-Avg.	71-8.0	68-6.7
Rushing Yards	134	143
Att.-Avg.	38-3.5	32-4.5
Passing Yards	435	312
Att.-Comp.-Int.	33-22-1	36-20-3
Punts-Avg.	2-42.5	3-43.7
Fumbles-Lost	1-1	2-1
Penalties-Yds.	3-25	3-30



Pittsburgh 26
Houston 23 (ot)



1989 AFC WILD CARD (DEC. 31, 1989)

HOUSTON — Houston attempted and missed a 55-yard field goal on their first possession and had a punt blocked by linebacker Jerry Olsavsky on their second to set up running back Tim Worley's nine-yard touchdown run which came on a fourth-and-one situation to set the tone for a 26-23 overtime win.

Both teams then added three field goals each before the Oilers staged a fourth-quarter comeback.

Quarterback Warren Moon hit wide receiver Ernest Givins with touchdown passes of 19 and nine yards to put Houston ahead 23-16 with 6:02 left in the game. The Steelers then marched 82 yards on 11 plays, including a 22-yard reverse by wide receiver Dwight Stone, to tie the score at 23-23 with 46 seconds remaining.

In overtime, Pittsburgh got the ball first but was forced to punt after three plays, giving Houston possession at their own 45-yard line. On the Oilers' first play, running back Lorenzo White ran left and fumbled when hit by cornerback Rod Woodson, who recovered the ball at the Houston 46. Five plays later, Gary Anderson booted a 50-yard field goal to end the game at 3:26 of overtime.

Anderson's field goal broke two Steelers postseason records, for most in a game (four) and longest. Running back Merrill Hoge became the second Steelers running back to rush for 100 yards in a postseason game, while the Oilers' Givins finished with 11 receptions for 136 yards and two touchdowns.

GAME SUMMARY

	1	2	3	4	OT	F
STEELERS	7	3	3	10	3	26
Oilers	0	6	3	14	0	23

TEAM	Q	PLAY	DRIVE	SCORE
PIT	1	Worley 9 run (Anderson kick)	5-32, 12:07	7-0
HOU	2	Zendejas 26 FG	18-87, 5:53	7-3
HOU	2	Zendejas 35 FG	5-24, 8:50	7-6
PIT	2	Anderson 25 FG	8-78, 13:03	10-6
HOU	3	Zendejas 26 FG	4-6, 3:30	10-9
PIT	3	Anderson 30 FG	7-30, 11:55	13-9
PIT	4	Anderson 48 FG	9-33, 0:30	16-9
HOU	4	Givins 18 pass from Moon (Zendejas kick)	10-80, 5:46	16-16
HOU	4	Givins 9 pass from Moon (Zendejas kick)	5-38, 8:58	16-23
PIT	4	Hoge 1 run (Anderson kick)	11-82, 14:14	23-23
PIT	5	Anderson 50 FG	5-14, 3:26	26-23

INDIVIDUAL STATS	
RUSH	PIT: Hoge 17-100, 1 TD; Worley 11-54, 1 TD; Stone 1-22; Brister 1-1.
	HOU: Pinkett 8-26; White 7-13; Rozier 5-12; Moon 3-12; Highsmith 2-2.
	PIT: Brister 33-15-0 127.
PASS	HOU: Moon 48-29-0 315, 2 TD.
	PIT: Worley 4-23; Mularkey 3-40; Hoge 3-26; Lipps 3-24; Hill 1-7; Stock 1-7.
REC	HOU: Givins 11-136 2 TD; Hill 6-98; Pinkett 3-24; Highsmith 3-21; Jeffries 3-16; Duncan 2-15; Rozier 1-5.

TEAM STATS		
	Steelers	Oilers
First Downs	17 (8-9-0)	22 (2-18-2)
Third Downs	3-14 (21%)	8-18 (44%)
Total Net Yards	289	380
Plays-Avg.	64-4.5	73-5.2
Rushing Yards	177	65
Att.-Avg.	30-5.9	25-2.6
Passing Yards	112	315
Att.-Comp.-Int.	33-15-0	48-29-0
Punts-Avg.	6-25.3	4-33.0
Fumbles-Lost	1-1	3-2
Penalties-Yds.	5-40	8-45



Pittsburgh 23
Denver 24



1989 DIVISIONAL PLAYOFF (JAN. 7, 1990)

DENVER — The Steelers dominated Denver throughout the game before falling behind by one point with 2:27 remaining, and suffered a 24-23 loss. A fumbled snap from shotgun formation on third down led to the defeat and eliminated them from advancing to the AFC Championship game.

The Steelers produced a season-high 404 offensive yards including 180 total yards by running back Merrill Hoge, but Denver marched 71 yards in nine plays on a fourth-quarter drive for the winning touchdown.

The Steelers had a lead throughout the game, opening with the first of Gary Anderson's three field goals. In the second quarter, Hoge swept left end untouched for a seven-yard touchdown run that extended the Steelers' lead to 10-0 and capped a 93-yard drive that began with a 45-yard run by Hoge.

The Broncos responded with a 12-play, 75-yard drive with running back Melvin Bratton scoring the first of his two one-yard touchdowns runs.

Wide receiver Louis Lipps gave Pittsburgh a 10-point lead again with a nine-yard touchdown catch from Bubby Brister, but the Broncos tied the score at 17-17 on wide receiver Vance Johnson's 37-yard reception. Anderson's 35- and 32-yard field goals extended the Steelers' lead to six before Bratton's touchdown and the PAT put Denver ahead, 24-23.

Hoge became the first Steelers player to have consecutive 100-yard rushing games in postseason as he ran 10 times for 100 yards in the first half. Anderson set a team record with his seventh consecutive field goal in postseason, while Brister's 65.5 percent completion rate (19 of 29) was the fourth highest in team history for a game.

GAME SUMMARY

	1	2	3	4	F
STEELERS	3	14	3	3	23
Broncos	0	10	7	7	24

TEAM	Q	PLAY	DRIVE	SCORE
PIT	1	Anderson 32 FG	13-65	3-0
PIT	2	Hoge 7 run (Anderson kick)	5-93	10-0
DEN	2	Bratton 1 run (Treadwell kick)	12-75	10-7
PIT	2	Lipps 9 pass from Brister (Anderson kick)	12-77	17-7
DEN	2	Treadwell 43 FG	3-41	17-10
DEN	3	Johnson 37 pass from Elway (Treadwell kick)	1-37	17-17
PIT	3	Anderson 35 FG	10-62	20-17
PIT	4	Anderson 32 FG	10-34	23-17
DEN	4	Bratton 1 run (Treadwell kick)	9-71	23-24

INDIVIDUAL STATS	
RUSH	PIT: Hoge 16-120, 1 TD; Worley 13-50; Brister 2-4; Lipps 1-1.
	HOU: Humphrey 18-85; Elway 7-44; Sewell 1-6; Bratton 4-3, 2 TD; Winder 1-0.
	PIT: Brister 29-19-0 229, 1 TD.
PASS	HOU: Elway 20-12-1 239, 1 TD.
	PIT: Hoge 8-60; Lipps 3-29, 1 TD; Stone 3-18, Mularkey 2-36; Worley 1-33; Stock 1-30; Thompson 1-23.
REC	HOU: Jackson 5-111; Johnson 3-85, 1 TD; Young 2-22; Nattiel 1-15; Humphrey 1-6.

TEAM STATS		
	Steelers	Broncos
First Downs	19 (7-12-0)	19 (8-9-2)
Third Downs	9-15 (60%)	6-10 (60%)
Total Net Yards	404	364
Plays-Avg.	61-6.6	52-7.0
Rushing Yards	175	138
Att.-Avg.	32-5.5	31-4.5
Passing Yards	229	226
Att.-Comp.-Int.	29-19-0	20-12-1
Punts-Avg.	2-43.0	4-37.5
Fumbles-Lost	2-2	1-0
Penalties-Yds.	8-50	2-19



Buffalo 24
Pittsburgh 3



Pittsburgh 24
Kansas City 27 (ot)



1992 AFC DIVISIONAL PLAYOFF (JAN. 9, 1993)

PITTSBURGH — Ten years to the day since their last home playoff game, the Steelers fell victim to turnovers and a tough Buffalo defense in front of a then-Three Rivers Stadium-record crowd of 60,407, for a 24-3 loss.

Gary Anderson's 38-yard field goal on their first drive was the extent of Pittsburgh's scoring as Neil O'Donnell threw two interceptions, fumbled once and was sacked seven times in his first action since December 6.

The Bills' first touchdown came on a one-yard pass from Frank Reich to offensive lineman Mitch Ferrotte while the Steelers lost two interceptions and a fumble in the first half to fall behind 7-3. Buffalo scored on their first three possessions of the second half while the Steelers punted twice, failed to convert a fourth-down attempt and gave the ball up on downs following an aborted field goal try on their four second-half drives.

A turning point in the game came in the middle of the third quarter when left cornerback Richard Shelton stepped in front of Don Beebe but was unable to make the interception with an open field in front of him. James Lofton caught a 17-yard scoring pass on the next play to give the Bills a 14-3 lead.

The Steelers got inside the Buffalo 20 only twice and got a field goal, but Buffalo capitalized with three touchdowns on three trips inside the Pittsburgh 20.

Thurman Thomas was held to 54 yards rushing although Kenneth Davis gained 104 yards on 10 carries. Barry Foster countered with 104 yards on 20 carries in his first postseason game.

GAME SUMMARY

	1	2	3	4	F
Bills	0	7	7	10	24
STEELERS	3	0	0	0	3

TEAM	Q	PLAY	DRIVE	SCORE
PIT	1	Anderson 38 FG	9-33, 4:32	3-0
BUF	2	Ferrotte 1 pass from Reich (Christie kick)	9-59, 4:31	3-7
BUF	3	Lofton 17 pass from Reich (Christie kick)	13-80, 6:44	3-14
BUF	4	Christie 43 FG (Christie kick)	10-44, 5:49	3-17
BUF	4	Gardner 1 run (Christie kick)	8-86, 5:20	3-24

INDIVIDUAL STATS	
RUSH	PIT: Foster 20-104; O'Donnell 4-26; Thompson 1-3; Stone 1(-4); Royals 1-0.
	BUF: Thomas 19-54; Gardner 7-22, 1 TD; Davis 10-104; Reed 1(-8); Reich 2(-3).
	PIT: O'Donnell 29-15-2, 163.
PASS	HOU: Reich 23-16-0, 160, 2 TD.
REC	PIT: Mills 8-93; Davenport 3-54; Stone 1-9; Foster 3-7.
	HOU: Metzelaars 2-11; Beebe 6-72; Thomas 3-25; Ferrotte 1-1, 1 TD; Lofton 2-29 1 TD; McKeller 2-22.

TEAM STATS		
	Bills	Steelers
First Downs	19 (7-11-1)	18 (7-10-1)
Third Downs	8-14 (57%)	6-12 (50%)
Total Net Yards	325	240
Plays-Avg.	63-5.2	63-3.8
Rushing Yards	169	129
Att.-Avg.	39-4.3	27-4.8
Passing Yards	156	111
Att.-Comp.-Int.	23-16-0	29-15-2
Punts-Avg.	4-42.3	3-37.3
Fumbles-Lost	0-0	4-1
Penalties-Yds.	4-33	2-23

1993 WILD CARD (JAN. 8, 1994)

KANSAS CITY — The Steelers never trailed until Nick Lowery's 32-yard field goal 11:03 into overtime clinched the 27-24 Kansas City win.

Scoring on their first drive, Pittsburgh held a 10-point lead at halftime before the Chiefs came back with 17 second-half points, tying the Steelers at 17-17 in the fourth quarter and at 24-24 with 1:43 left in the game.

The final tying touchdown was set up on a blocked punt by the Chiefs' Keith Cash, which was returned 31 yards by Fred Jones to the Pittsburgh nine-yard line.

From there, on fourth-and-goal, Joe Montana found Tim Barnett in the back of the end zone with his only touchdown pass.

The Steelers were then forced to punt again, and the Chiefs drove to the Pittsburgh 25 with an opportunity to take the lead, but Lowery's 43-yard field goal try was wide right with 12 seconds remaining.

In overtime, both teams punted on their first possession before Kansas City marched 66 yards in 11 plays to the Pittsburgh 14, setting up Lowery's game-winner.

Neil O'Donnell threw three touchdown passes, one each to tight ends Adrian Cooper and Eric Green as well as wide receiver Ernie Mills, while completing 23-of-42 attempts for 286 yards. Despite throwing incomplete on his first seven passes, Montana completed 28 of 42 for 276 yards and was sacked four times, three by Gerald Williams.

GAME SUMMARY

	1	2	3	4	OT	F
STEELERS	7	10	0	7	0	24
Chiefs	7	0	3	14	3	27

TEAM	Q	PLAY	DRIVE	SCORE
PIT	1	Cooper 10 pass from O'Donnell (Anderson kick)	9-66, 5:00	7-0
KC	1	Birden 23 pass from Krieg (Lowry kick)	7-75, 2:21	7-7
PIT	2	Anderson 30 FG	15-63, 7:05	10-7
PIT	2	Mills 26 from O'Donnell (Anderson kick)	6-51, 0:37	17-7
KC	3	Lowery 23 FG	11-49, 5:11	17-10
KC	4	Allen 2 run (Lowery kick)	9-80, 5:18	17-17
PIT	4	Green 22 pass from O'Donnell (Anderson kick)	9-74, 4:47	24-17
KC	4	Barnett 7 pass from Montana (Lowery kick)	4-9, 0:46	24-24
KC	5	Lowery 32 FG	11-66, 5:59	24-27

INDIVIDUAL STATS	
RUSH	PIT: Thompson 25-60; Hoge 6-27; Stone 3-11; O'Donnell 1(-1).
	KC: Allen 21-67 1 TD; Anders 5-27; Montana 4-13; McNair 2-9; Jones 1-9.
	PIT: O'Donnell 42-23-0, 286 3 TD.
PASS	KC: Montana 43-28-0, 276 1 TD; Krieg 1-1-0, 23 1 TD.
REC	PIT: Graham 7-96; Mills 4-60, 1 TD; Hoge 3-43; Stone 3-36; Thompson 3-4; Green 2-37, 1 TD; Cooper 1-10, 1 TD.
	KC: Cash 7-56; Birden 6-72, 1 TD; Allen 4-29; Anders 3-30; Barnett 3-30, TD; Davis 2-47; Hayes 2-11; Hughes 1-15; McNair 1-9.

TEAM STATS		
	Steelers	Chiefs
First Downs	21 (5-15-1)	28 (7-19-2)
Third Downs	9-19 (47%)	4-13 (31%)
Total Net Yards	369	401
Plays-Avg.	80-4.6	81-5.0
Rushing Yards	97	125
Att.-Avg.	35-2.8	33-3.8
Passing Yards	272	276
Att.-Comp.-Int.	42-23-0	44-29-0
Punts-Avg.	7-38.3	6-44.8
Fumbles-Lost	1-0	0-0
Penalties-Yds.	5-40	5-25



Cleveland 9
Pittsburgh 29



San Diego 17
Pittsburgh 13



1994 AFC DIVISIONAL PLAYOFF (JAN. 7, 1995)

PITTSBURGH — Pittsburgh scored on its first three possessions on drives of 65, 53 and 74 yards en route to a 29-9 victory at Three Rivers Stadium.

The Browns made it 17-3 with a 22-yard Matt Stover field goal. Pittsburgh got one more opportunity when Tim McKyer intercepted Vinny Testaverde on the Cleveland 27 yard-line and returned it to the six, with 46 seconds remaining in the half. Three plays later, Pittsburgh took a 24-3 halftime lead when Neil O'Donnell hit Yancey Thigpen for a nine-yard grab.

The Steelers added a 40-yard Anderson field goal in the third quarter and a safety by Carnell Lake in the fourth quarter.

Cleveland drove into Pittsburgh territory just three times in 12 possessions. The Steelers outgained Cleveland 424 yards to 186, 23 first downs to 10 and had 42:27 to 17:33 advantage in time of possession.

The victory was Pittsburgh's first playoff win in five years.

GAME SUMMARY

	1	2	3	4	F
Browns	0	3	0	6	9
STEELERS	3	21	3	2	29

TEAM	Q	PLAY	DRIVE	SCORE
PIT	1	Anderson 29 FG	13-65, 7:20	3-0
PIT	2	Green 2 pass from O'Donnell (Anderson kick)	8-53, 4:37	10-0
PIT	2	Williams 26 run (Anderson kick)	6-74, 3:10	17-0
CLE	2	Stover 22 FG	6-25, 2:27	17-3
PIT	2	Thigpen 9 pass from O'Donnell (Anderson kick)	3-6, 0:20	24-3
PIT	3	Anderson 40 FG	14-72, 7:52	27-3
CLE	4	McCardell 20 pass from Testaverde (pass failed)	3-73, 0:43	27-9
PIT	4	Testaverde sacked by Lake for a safety	—	29-9

INDIVIDUAL STATS	
RUSH	CLE: Byner 9-43; Hoard 3-8; Metcalf 5-4.
	PIT: Foster 24-133; Morris 22-60; Williams 2-43, 1 TD; Tomczak 3-2.
	CLE: Testaverde 31-13-2, 144, 1 TD.
PASS	PIT: O'Donnell 23-16-0, 186, 2 TD.
	CLE: Jackson 3-47; McCardell 3-47, 1 TD; Metcalf 2-18; Carrier 2-8; Byner 1-14; Hoard 1-5; Kinchen 1-5.
	PIT: Mills 5-117; Williams 4-20; Green 3-21, 1 TD; Hastings 2-18; Thigpen 2-10, 1 TD.

TEAM STATS		
	Browns	Steelers
First Downs	10 (3-6-1)	23 (14-9-0)
Third Downs	2-11 (18%)	8-15 (53%)
Fourth Downs	1-2 (50%)	0-0 (0%)
Total Net Yards	186	424
Plays-Avg.	50-3.7	75-5.7
Rushing Yards	55	238
Att.-Avg.	17-3.2	51-4.7
Passing Yards	131	186
Sacked by Opp.	2-13	0-0
Att.-Comp.-Int.	31-13-2	23-16-0
Punts-Avg.	5-38	5-38.2
Penalties	2-17	4-50
Fumbles-Lost	0-0	2-1
Time of Poss.	17:33	42:27

1994 AFC CHAMPIONSHIP (JAN. 15, 1995)

PITTSBURGH — The Chargers used a goal-line stand in the final two minutes to deal Pittsburgh a heart-breaking 17-13 loss before a record crowd of 61,545 at Three Rivers Stadium.

Pittsburgh opened the game with a 13-play, 67-yard drive to take a 7-0 lead. Twice the Steelers advanced inside San Diego's 20-yard line but only came away with two Gary Anderson field goals.

Pittsburgh led 13-3 until midway through the third quarter when Chargers' quarterback Stan Humphries connected with Alfred Pupunu for a 43-yard score.

The Steelers, who nearly doubled San Diego's offensive output in all categories, didn't fall behind until there were less than six minutes remaining in the game. A San Diego false start penalty on Harry Swayne nullified a third-down defensive stand to give the Chargers one more chance. On third-down and in need of 14 yards, Humphries hit Tony Martin with a 43-yard score with Tim McKyer in coverage to give the Chargers a 17-13 lead.

The Steelers began their final drive at their 17 yard-line to the Chargers' three. On fourth down and three yards, San Diego linebacker Dennis Gibson batted down the scoring strike intended for Barry Foster. San Diego controlled the clock for the game's final minute.

GAME SUMMARY

	1	2	3	4	F
Chargers	0	3	7	7	17
STEELERS	7	3	3	0	13

TEAM	Q	PLAY	DRIVE	SCORE
PIT	1	Williams 16 run (Anderson kick)	13-67, 7:32	7-0
SD	2	Carney 20 FG	6-77, 3:11	7-3
PIT	2	Anderson 39 FG	12-51, 3:32	10-3
PIT	3	Anderson 23 FG	9-50, 3:22	13-3
SD	3	Pupunu 43 pass from Humphries (Carney kick)	5-64, 2:33	13-10
SD	4	Martin 43 pass from Humphries (Carney kick)	8-80, 4:44	13-17

INDIVIDUAL STATS	
RUSH	SD: Means 20-69; Humphries 4-(-3).
	PIT: Foster 20-47; Williams 3-16; Morris 2-2; O'Donnell 1-1.
	SD: Humphries 22-11-1, 165, 2 TD.
PASS	PIT: O'Donnell 54-32-0, 349, 1 TD.
	SD: Pupunu 4-76, 1 TD; Means 2-19; Jefferson 2-16; Martin 1-43, 1 TD; Mitchell 1-19; 1-(-8).
	PIT: Mills 8-106; Williams 7-45, 1 TD; Hastings 5-55; Green 4-80; Thigpen 3-35; Foster 3-12; Hayes 1-16; Morris 1-0.

TEAM STATS		
	Chargers	Steelers
First Downs	13 (4-8-1)	22 (4-17-1)
Third Downs	3-11 (27%)	11-20 (55%)
Fourth Downs	0-0 (0%)	2-3 (67%)
Total Net Yards	226	415
Plays-Avg.	47-4.8	80-5.2
Rushing Yards	66	66
Att.-Avg.	24-2.8	26-2.5
Passing Yards	160	349
Sacked by Opp.	1-5	0-0
Att.-Comp.-Int.	22-11-1	54-32-0
Punts-Avg.	5-38.4	5-44.4
Penalties	3-15	8-111
Fumbles-Lost	0-0	3-1
Time of Poss.	22:47	37:13



Buffalo 6
Pittsburgh 40



1995 AFC DIVISIONAL PLAYOFF (JAN. 6, 1996)

PITTSBURGH — The Pittsburgh Steelers dealt the Buffalo Bills their worst postseason loss in non-Super Bowl play with a 40-21 defeat in Three Rivers Stadium.

Pittsburgh scored on five of their seven first-half possessions, including touchdowns by John L. Williams and Ernie Mills on their first two drives. Buffalo added a Thurman Thomas touchdown at 49 seconds before the half, but Pittsburgh closed the half with Norm Johnson's third field goal to take a 23-7 halftime lead.

It seemed the game might turn into a rout when Pittsburgh marched to the Bills' four yard-line on the first possession of the second half, but the drive ended with a Greg Evans interception.

The Steelers added a record (tied) fourth field goal by Norm Johnson in the third quarter to take a 19-point lead.

Buffalo batted back with a touchdown pass from Jim Kelly to Thurman Thomas to cut the lead to less than a touchdown with over 11 minutes remaining in the game. Pittsburgh responded with a 76-yard drive that included key third-down receptions by Yancey Thigpen for 21 yards and Andre Hastings for 17 yards. Bam Morris finished off the drive with a 13-yard touchdown run.

Interceptions by Jerry Olsavsky and Levon Kirkland ended the Bills' next two drives, the latter at the Bills' 17 yard-line. Four plays later, the Steelers added a second Bam Morris touchdown and gained a 40-21 advantage at the two-minute warning.

The 40 points scored tied a then Steelers postseason game high (40, Dec. 19, 1976 at Baltimore). The offense ran 78 plays, second most all-time postseason, and the line allowed no sacks for the 12th time in postseason history.

GAME SUMMARY

	1	2	3	4	F
Bills	0	7	7	7	21
STEELERS	7	16	3	14	40

TEAM	Q	PLAY	DRIVE	SCORE
PIT	1	Williams 1 run (Johnson kick)	9-76, 5:31	7-0
PIT	2	Mills 10 pass from O'Donnell (Johnson kick)	10-58, 5:23	14-0
PIT	2	Johnson 45 FG	5-16, 1:14	17-0
PIT	2	Johnson 38 FG	4-8, 1:43	20-0
BUF	2	Thomas 1 run (Christie kick)	4-49, 0:55	20-7
PIT	2	Johnson 34 FG	5-53, 0:38	23-7
PIT	3	Johnson 39 FG	4-4, 0:56	26-7
BUF	3	Cline 2 pass from Van Pelt (Christie kick)	4-42, 2:00	26-14
BUF	4	Thomas 9 pass from Kelly (Christie kick)	6-36, 2:46	26-21
PIT	4	Morris 13 run (Johnson kick)	9-76, 5:07	33-21
PIT	4	Morris 2 run (Johnson kick)	4-23, 1:48	40-21

INDIVIDUAL STATS		TEAM STATS	
RUSH	BUF: Thomas 13-46, 1 TD; Tasker 1-40; Holmes 4-14; Van Pelt 2-8; Mohr 1-(-14).	Bills	Steelers
	PIT: Morris 25-106, 2 TD; Pegram 8-33; Stewart 1-5; Williams 4-3, 1 TD; Mills 1-3; O'Donnell 4-(-3).	First Downs	18 (6-11-1) 23 (8-15-15)
	BUF: Kelly 29-14-3, 13-5, 1 TD; Van Pelt 10-4-1, 27, 1 TD.	Third Downs	3-12 (25%) 5-16 (31%)
	PIT: O'Donnell 35-19-2, 26, 1 TD.	Fourth Downs	0-0 (0%) 0-0 (0%)
PASS	BUF: Johnson 5-28; Cline 3-36, 1 TD; Brooks 3-28; Thomas 3-12, 1 TD; Tasker 2-38; Reed 2-20.	Total Net Yards	250 409
	PIT: Mills 5-66, 1 TD; Thigpen 3-77; Hastings 3-39; Stewart 2-27; Pegram 2-21; Morris 2-7; Hayes 1-17; Williams	Plays-Avg.	62-4.0 78-5.2
		Rushing Yards	94 147
		Att.-Avg.	21-4.5 43-3.4
REC		Passing Yards	156 262
		Sacked by Opp.	2-6 0-0
		Att.-Comp.-Int.	39-18-3 35-19-2
		Punts-Avg.	5-39.8 5-32.8
		Penalties	5-25 5-41
		Fumbles-Lost	3-1 1-0
		Time of Poss.	21:56 38:04



Indianapolis 16
Pittsburgh 20



1995 AFC CHAMPIONSHIP (JAN. 14, 1996)

PITTSBURGH — The Pittsburgh Steelers exorcised the demons of the 1994 AFC Championship game with a 20-16 heart-stopper over the Indianapolis Colts to advance to the Super Bowl.

For the second straight year it was a pass on the game's final play that determined Pittsburgh's Super Bowl future. A Hail Mary pass by Colts' quarterback Jim Harbaugh to Aaron Bailey was batted away by DB Randy Fuller to send the Steelers to Arizona.

The game was reminiscent of the 1995 AFC Championship game. The Steelers had a 10-6 advantage at halftime with a five-yard touchdown pass from Neil O'Donnell to Kordell Stewart in the closing seconds of the half and a first quarter Norm Johnson field goal.

The Colts' scoring came from the foot of kicker Cary Blanchard. Indianapolis added a third field goal on their opening drive in the third quarter to pull within one point.

The Steelers countered with a second Norm Johnson field goal, but found themselves behind 16-13 after Jim Harbaugh hit Floyd Turner for a 47-yard touchdown strike with 8:46 remaining in the game.

The Steelers and the Colts traded punts as the clock slipped to 3:03 and Pittsburgh took over the ball at their own 33 yard-line. After a fourth-down reception by Andre Hastings, O'Donnell hit Ernie Mills along the right sideline for a 37-yard gain to advance to the Colts' one-yard line. Two plays later, Bam Morris punched in the go-ahead touchdown.

However, the Colts weren't ready to be corralled. Starting at his own 16-yard line, Jim Harbaugh led Indianapolis to the Pittsburgh 29-yard line before throwing the "Hail Mary" pass with just five seconds left in the game.

GAME SUMMARY

	1	2	3	4	F
Colts	3	3	3	7	16
STEELERS	3	7	3	7	20

TEAM	Q	PLAY	DRIVE	SCORE
IND	1	Blanchard 34 FG	4-7, 1:58	0-3
PIT	1	Johnson 31 FG	11-40, 5:53	3-3
IND	2	Blanchard 36 FG	17-80, 7:27	3-6
PIT	2	Stewart 5 pass from O'Donnell (Johnson kick)	10-61, 5:03	10-6
IND	3	Blanchard 37 FG	10-61, 5:03	10-9
PIT	3	Johnson 36 FG	7-44, 3:17	13-9
IND	4	Turner 47 pass from Harbaugh (Blanchard kick)	4-70, 2:11	13-16
PIT	4	Morris 1 run (Johnson kick)	8-67, 1:29	20-16

INDIVIDUAL STATS

RUSH	IND: Warren 15-53; Harbaugh 6-29; Crockett 1-2; Humphrey 1-(-1).
	PIT: Pegram 10-46; Stewart 4-12; Morris 7-9; Williams 1-6; Mills 1-5; O'Donnell 1-2).
	IND: Harbaugh 33-21, 267, 1 TD; Warren 1-0-0.
	PIT: O'Donnell 41-25-1, 205, 1 TD.
PASS	IND: Dawkins 7-96; Warren 7-37; Turner 3-73; Crockett 2-22; Dilger 1-30; Bailey 1-9.
	PIT: Thigpen 6-65; Williams 4-21; Morris 4-11; Mills 3-52; Hastings 3-21; Stewart 2-18; Holliday 1-8; Bruener 1-6; Pegram 1-3.
REC	

TEAM STATS

	Colts	Steelers
First Downs	16 (4-12-0)	21 (6-12-3)
Third Downs	5-15 (33%)	6-14 (43%)
Fourth Downs	1-1 (100%)	1-1 (100%)
Total Net Yards	186	285
Plays-Avg.	50-3.7	66-4.3
Rushing Yards	83	80
Att.-Avg.	23-3.6	24-4.3
Passing Yards	245	205
Sacked by Opp.	3-22	1-0
Att.-Comp.-Int.	34-21-0	41-25-1
Punts-Avg.	4-50	4-38.8
Penalties	5-57	4-25
Fumbles-Lost	1-0	0-0
Time of Poss.	30:36	29:24



Indianapolis 14
Pittsburgh 42



1996 AFC WILD CARD (DEC. 29, 1996)

PITTSBURGH — The Steelers overcame two first-half turnovers to score the most points in Steelers playoff history and the team's most decisive postseason win in 18 years with a 42-14 victory against Indianapolis.

The team scored the game's first 13 points and final 29 with a ground attack that ranked fourth in Steelers postseason history.

The Steelers took a 10-0 lead with Norm Johnson field goal and Kordell Stewart's one-yard touchdown scamper that was set up by a Jahime Arnold 31-yard punt return. Pittsburgh added a 50-yard Johnson field goal to start the second quarter.

Indianapolis responded with 14 unanswered points for a 14-13 halftime lead.

Pittsburgh regained the momentum on the opening drive of the second half. Starting from their own nine-yard line, the Steelers marched 91 yards in 16 plays while running 9:30 off the clock. The drive ended with a Jerome Bettis touchdown and a Stewart to John Farquhar two-point conversion.

The Steelers offense crossed out 228 yards in the second half, while the defense held the Colts to 22 second-half yards and two first downs. Included in the Steelers three fourth-quarter touchdowns was Witman's 31-yard rushing touchdown which was his first NFL touchdown and second-longest postseason touchdown run in Steelers' history.

Five rushing touchdowns was a single-game postseason record. It was the fourth time in a Steeler playoff history they had a 100-yard rusher and 100-yard receiver in a game. The Steelers' 42 points was their highest point total in the postseason.

GAME SUMMARY

	1	2	3	4	F
Colts	0	14	0	0	14
STEELERS	10	3	8	21	42

TEAM	Q	PLAY	DRIVE	SCORE
PIT	1	Johnson 29 FG	8-51, 3:26	3-0
PIT	1	Stewart 1 run (Johnson kick)	4-31, 1:39	10-0
PIT	2	Johnson 50 FG	7-26, 2:25	13-0
IND	2	Daniels 59 interception return (Blanchard kick)	-	13-7
IND	2	Bailey 9 pass from Harbaugh (Blanchard kick)	4-60, 1:50	13-14
PIT	3	Bettis 1 run (Stewart pass to Farquhar)	16-91, 9:30	21-14
PIT	4	Bettis 1 run (Johnson kick)	5-18, 2:13	28-14
PIT	4	Witman 31 run (Johnson kick)	5-71, 2:39	34-14
PIT	4	Stewart 3 run (Johnson kick)	7-40, 3:14	42-14

INDIVIDUAL STATS

RUSH	IND: Faulk 9-25; Groce 2-11; Harbaugh 3-6; Warren 1-(-1). PIT: Bettis 25-102, 2 TD; Stewart 9-48, 2 TD; Witman 7-48, 1 TD; McAfee 5-21; Hastings 2-7; Mills 1-4; Lester 1-2; Tomczak 1-(-1).
	IND: Harbaugh 32-12-1, 134, 1 TD; Justin 1-1-0, 6. PIT: Tomczak 21-13-2, 176; Stewart 1-1-0, 0.
	IND: Harrison 3-71; Stablein 3-28; Faulk 3-10; Dawkins 2-18; Bailly 1-9, 1 TD; Dilger 1-4. PIT: Johnson 5-109; Hastings 3-30; Botkin 2-26; Lester 2-7; Bettis 1-4; McAfee 1-0.

TEAM STATS

	Colts	Steelers
First Downs	8 (0-7-1)	24 (16-7-1)
Third Downs	5-15 (33%)	6-12 (50%)
Fourth Downs	0-1 (0%)	0-0 (0%)
Total Net Yards	146	407
Plays-Avg.	52-2.8	73-5.6
Rushing Yards	41	231
Att.-Avg.	15-2.7	51-4.5
Passing Yards	105	176
Sacked by Opp.	4-35	0-0
Att.-Comp.-Int.	33-13-1	22-14-2
Punts-Avg.	8-42.4	2-41.5
Penalties	6-30	3-19
Fumbles-Lost	1-1	2-1
Time of Poss.	22:24	37:36



Pittsburgh 3
New England 28



1996 AFC DIVISIONAL PLAYOFF (JAN. 5, 1997)

FOXBORO — The Steelers playoff hopes ended on a fog enshrouded field in Foxboro and a 28-3 defeat.

It was a game of big plays from the opening drive. Unfortunately, the Patriots made them and scored on three of their first four possessions.

Quarterback Drew Bledsoe hit Terry Glenn for a 53-yard gain against Rod Woodson on New England's first play from scrimmage. One play later, Curtis Martin made the score, 7-0.

The Steelers second possession ended with their second punt. New England used a short field to gain a 14-0 lead with a Bledsoe to Keith Byars 34-yard touchdown reception.

New England added an exclamation point when Martin broke a 78-yard touchdown run to open the second quarter. Pittsburgh's struggling offense gained just 29 yards in 13 plays in three first-quarter possessions. They fared no better in the second quarter, converting just one of seven third-down plays.

Jerome Bettis, despite two pulled groin muscles, tried to carry the ground attack. The Steelers turned a Chad Brown interception into a Norm Johnson field goal, giving them their only points of the day. But two second-half interceptions, including one that led to a third Martin touchdown, kept the Steelers from making a rally.

GAME SUMMARY

	1	2	3	4	F
STEELERS	0	0	3	0	3
Patriots	14	7	0	7	28

TEAM	Q	PLAY	DRIVE	SCORE
NE	1	Martin 2 run (Vinatieri kick)	2-55, 0:51	0-7
NE	1	Byars 34 pass from Bledsoe (Vinatieri kick)	4-59, 1:59	0-14
NE	2	Martin 78 run (Vinatieri kick)	1-78, 0:12	0-21
PIT	3	Johnson 29 FG	5-26, 2:50	3-21
NE	4	Martin 23 run (Vinatieri kick)	6-61, 3:49	3-28

INDIVIDUAL STATS

RUSH	IND: Bettis 13-43; McAfee 5-30; Tomczak 2-20; Stewart 4-19; Witman 3-11. PIT: Martin 19-166, 3 TD; Meggett 2-18; Byars 2-8; Greier 5-7; Zolak 3-(-4); Bledsoe 1-(-2).
	IND: Tomczak 29-16-2, 110; Stewart 10-0-0. PIT: Bledsoe 24-14-2, 164, 1 TD; Zolak 2-1-0, 3.
	IND: Hastings 5-35; Botkin 2-20; Arnold 2-16; Mills 2-15; McAfee 2-7; Bettis 2-(-1); Witman 1-(-2). PIT: Byars 4-53, 1 TD; Glenn 3-69; Coates 3-18; Jefferson 3-18; Martin 2-9.

TEAM STATS

	Steelers	Colts
First Downs	12 (7-5-0)	17 (9-6-2)
Third Downs	3-18 (17%)	5-13 (38%)
Fourth Downs	2-4 (50%)	0-1 (0%)
Total Net Yards	213	346
Plays-Avg.	69-3.1	60-5.8
Rushing Yards	123	194
Att.-Avg.	27-4.6	32-6.1
Passing Yards	90	152
Sacked by Opp.	3-20	2-15
Att.-Comp.-Int.	39-16-2	26-15-2
Punts-Avg.	9-42	7-43.6
Penalties	3-15	2-21
Fumbles-Lost	0-0	0-0
Time of Poss.	28:39	31:21



New England 6
Pittsburgh 7



Denver 24
Pittsburgh 21



1997 AFC DIVISIONAL PLAYOFF (JAN. 3, 1998)

PITTSBURGH — The Steelers defeated the New England Patriots for the second time in three weeks, 7-6, in the AFC Divisional Playoff.

Pittsburgh forced four turnovers, including two in the final 1:44 of the game, and advanced to the AFC Championship for the third time in four years.

The Steelers struck early when Kordell Stewart scampered around left end and raced 40 yards for a touchdown on the team's opening possession with 9:49 left in the first quarter. The drive began when rookie cornerback Chad Scott intercepted quarterback Drew Bledsoe and returned it 27 yards to the Steelers 38.

New England was limited to a pair of short field goals by Adam Vinatieri and fell two games short of a return to the Super Bowl.

Linebacker Jason Gildon recovered a pair of fumbles for the Steelers. The second recovery came after backup left end Mike Vrabel stripped Bledsoe of the ball, and Gildon pounced on it at the Pittsburgh 34 with 1:44 to play.

The Patriots got back the ball in the final seconds before linebacker Levon Kirkland intercepted a long pass by Bledsoe to seal the win.

GAME SUMMARY

	1	2	3	4	F
Patriots	0	3	0	3	6
STEELERS	7	0	0	0	7

TEAM	Q	PLAY	DRIVE	SCORE
PIT	1	Stewart 40 run (Johnson kick)	8-62, 3:41	7-0
NE	2	Vinatieri 31 FG	10-65, 3:37	7-3
NE	4	Vinatieri 46 FG	10-52, 4:44	7-6

INDIVIDUAL STATS

RUSH	PIT: Stewart 11-68 1 TD; Bettis 25-67; McAfee 1-10. NE: Shaw 10-22; Cullors 7-18; Bledsoe 2(-4).
	PIT: Stewart 31-14-1, 134. NE: Bledsoe 44-23-2, 264.
PASS	PIT: Hawkins 4-28; Thigpen 3-54; Johnson 3-28; Lester 2-3; Blackwell 1-14; Bettis 1-7. NE: Jefferson 9-104; Glenn 5-96; Brisby 3-37; Byars 2-1; Shaw 1-13; Brown 1-6; Gash 1-6; Cullors 1-1.
REC	

TEAM STATS

	Patriots	Steelers
First Downs	15 (1-14-0)	16 (6-8-2)
Third Downs	6-15 (40%)	8-18 (44%)
Fourth Downs	0-0 (0%)	0-1 (0%)
Total Net Yards	280	279
Plays-Avg.	65-4.3	70-4.0
Rushing Yards	36	145
Att.-Avg.	19-1.9	37-3.9
Passing Yards	244	134
Sacked by Opp.	2-20	2-0
Att.-Comp.-Int.	44-23-2	31-14-1
Punts-Avg.	7-42	9-32.7
Penalties	7-68	5-41
Fumbles-Lost	2-2	0-0
Time of Poss.	24:23	35:37

1997 AFC CHAMPIONSHIP (JAN. 11, 1998)

PITTSBURGH — John Elway passed for two touchdowns in the final 1:47 of the first half to help Denver build a 24-14 lead, while the Broncos defense forced four turnovers by Pittsburgh quarterback Kordell Stewart to propel Denver to a 24-21 victory against the Steelers in the AFC Championship Game.

The Steelers, who were hosting the AFC Championship for the third time in four years under coach Bill Cowher, had a 14-7 lead after a Kordell Stewart 33-yard touchdown run in the first quarter.

Stewart was 6-of-17 for 69 yards with two interceptions in the first half. He finished 18-of-36 for 201 yards with three interceptions and a fumble.

The only score of the second half was a 15-yard touchdown pass from Stewart to Charles Johnson that pulled the Steelers within 24-21 with 2:46 left in the fourth quarter. The touchdown capped a 10-play, 79-yard drive in just 2:57.

Because Pittsburgh had all three timeouts left, Cowher opted not to attempt an on-side kick. But just after the two-minute warning on a third-and-six play, Elway drilled an 18-yard pass to tight end Shannon Sharpe to the Denver 33 with Jason Gildon in coverage. On the next play, Elway rolled right and flipped a 10-yard pass to Ed McCaffrey. Davis then broke off a 19-yard run with less than 50 seconds remaining to seal the win.

GAME SUMMARY

	1	2	3	4	F
Broncos	7	17	0	0	24
STEELERS	7	7	0	7	21

TEAM	Q	PLAY	DRIVE	SCORE
DEN	1	Davis 8 run (Elam kick)	6-72, 3:15	0-7
PIT	1	Stewart 33 run (Johnson kick)	6-65, 3:02	7-7
PIT	2	Bettis 1 run (Johnson kick)	11-68, 4:46	14-7
DEN	2	Elam 43 FG	11-45, 4:22	14-10
DEN	2	Griffith 15 pass from Elway (Elam kick)	5-80, 2:53	14-17
DEN	2	McCaffrey 1 pass from Elway (Elam kick)	4-54, 0:30	14-24
PIT	4	C. Johnson 14 pass from Stewart (Johnson kick)	10-79, 2:57	21-24

INDIVIDUAL STATS

RUSH	PIT: Bettis 23-104, 1 TD; Stewart 3-44, 1 TD; McAfee 1-12. DEN: Davis 26-139, 1 TD; Elway 2-9; Hebron 2-2.
	PIT: Stewart 36-18-3, 201, 1 TD. DEN: Elway 31-18-1, 210, 3 TD.
PASS	PIT: Thigpen 6-92; Hawkins 4-30; Johnson 3-34; Blackwell 2-19; Bruener 1-16; Lester 1-7; Bettis 1-3. DEN: Smith 6-87; McCaffrey 5-37, 1 TD; Sharpe 3-49; Griffith 2-26, 1 TD; Hebron 1-9; Davis 1-2.
REC	

TEAM STATS

	Broncos	Steelers
First Downs	23 (6-15-2)	23 (8-13-2)
Third Downs	8-14 (57%)	6-11 (55%)
Fourth Downs	0-0 (0%)	0- (0%)
Total Net Yards	345	354
Plays-Avg.	63-5.5	66-5.4
Rushing Yards	150	161
Att.-Avg.	30-5.0	27-6.0
Passing Yards	195	193
Sacked by Opp.	2-15	3-8
Att.-Comp.-Int.	31-18-1	36-18-3
Punts-Avg.	5-31.4	4-42
Penalties	4-21	4-71
Fumbles-Lost	2-1	1-1
Time of Poss.	30:01	29:59



Baltimore 10
Pittsburgh 27



2001 AFC DIVISIONAL PLAYOFF (JAN. 20, 2002)

PITTSBURGH — The Steelers advanced to the AFC Championship Game by dominating the Baltimore Ravens during a 27-10 victory at Heinz Field.

Starting running back Jerome Bettis missed the game due to an adverse reaction to pain medication that he received prior to the game.

However, the Steelers' defense dominated the game, limiting Baltimore to only 22 yards rushing and 150 yards total, while intercepting Ravens quarterback Elvis Grbac three times, including two interceptions in the end zone by free safety Brent Alexander.

Steelers' cornerback Chad Scott intercepted Grbac's first pass of the game to set up Kris Brown's 21-yard field goal that gave Pittsburgh a 3-0 first quarter lead.

Pittsburgh extended their lead to 10-0 later in the quarter when running back Amos Zereoue capped a 51-yard drive with a one-yard touchdown run.

Zereoue's second touchdown, also from one yard out, increased the Steelers' lead to 17-0 midway through the second quarter. Brown's 46-yard field goal on Pittsburgh's next drive gave the Steelers a 20-0 advantage with 3:46 left in the first half.

A 26-yard field goal by Baltimore kicker Matt Stover made the score 20-3 at halftime. Jermaine Lewis' 88-yard punt return for a touchdown in the third quarter pulled the Ravens to within 20-10.

Pittsburgh made the final score 27-10 when quarterback Kordell Stewart completed a 32-yard touchdown pass to wide receiver Plaxico Burress early in the fourth quarter.

GAME SUMMARY

	1	2	3	4	F
Ravens	0	3	7	0	10
STEELERS	10	10	0	7	27

TEAM	Q	TIME	PLAY	DRIVE	SCORE
PIT	1	9:07	Brown 21 FG	7-40; 4:16	7-0
PIT	1	3:49	Zereoue 1 run (Brown kick)	7-51; 3:13	10-0
PIT	2	5:43	Zereoue 1 run (Brown kick)	6-43; 3:27	17-0
PIT	2	3:46	Brown 46 FG	4-6; 1:33	20-0
BAL	2	0:51	Stover 26 FG	11-57; 2:55	20-3
BAL	3	7:18	J. Lewis 88 punt return (Stover kick)	-- ; --	20-10
PIT	4	14:11	Burress 32 pass from Stewart (Brown kick)	12-83; 5:54	27-10

INDIVIDUAL STATS

RUSH	BAL: Allen 4-11; Brookins 4-6; Williams 3-5.
	PIT: Zereoue 24-63, 2 TD; Fuamatu-Ma'afala 12-30; Stewart 10-30; Edwards 1-23; Ward 1-6; Witman 1-2.
	BAL: Grbac 37-18-3, 153.
PASS	PIT: Stewart 22-12-1, 154, 1 TD.
	BAL: Sharpe 5-56; Taylor 4-27; Williams 4-24; Allen 3-11; Stokley 1-27; Ismail 1-8.
REC	PIT: Burress 5-84, 1 TD; Ward 3-37; Zereoue 2-13; Shaw 1-14; Edwards 1-6.

TEAM STATS

	Ravens	Steelers
First Downs	7 (0-6-1)	21 (11-8-2)
Third Downs	1-12 (8%)	7-16 (44%)
Fourth Downs	1-1 (100%)	0-0 (0%)
Total Net Yards	150	297
Plays-Avg.	51-2.9	73-4.1
Rushing Yards	22	154
Att.-Avg.	11-2.0	49-3.1
Passing Yards	128	143
Sacked by Opp.	3-25	2-11
Att.-Comp.-Int.	37-18-3	22-12-1
Punts-Avg.	8-37.4	5-41.6
Penalties	6-70	6-40.3
Fumbles-Lost	1-1	3-0
Time of Poss.	19:15	40:45



New England 24
Pittsburgh 17



2001 AFC CHAMPIONSHIP (1.27.2002)

PITTSBURGH — After trailing 21-3 in the third quarter, a Steelers' comeback fell short as Pittsburgh was defeated by the Patriots, 24-17, ending their Super Bowl hopes.

Despite the anticipated return of running back Jerome Bettis, the Steelers ground game never got rolling against a Patriots defense that held Pittsburgh's league leading rushing attack to a season-low 58 yards.

New England jumped out to a 7-0 lead after a penalty nullified a 64-yard Josh Miller punt and Troy Brown returned the second kick 55 yards for a touchdown in the first quarter. The Steelers responded with a 10-play, 65-yard drive that ended with Kris Brown booting a 30-yard field goal to cut the Patriots' lead to 7-3.

With two minutes left in the first half, New England quarterback Tom Brady was forced out of the game with an ankle injury after completing a 28-yard pass to Troy Brown on a key third-down play. Drew Bledsoe came in and moved the offense 40-yards in four plays, capped by an 11-yard touchdown pass to David Patten, giving the Patriots to take a 14-3 halftime lead.

Things continued to look glum for Pittsburgh when Kris Brown's 34-yard field goal attempt was blocked by defensive lineman Brian Mitchell and recovered by Troy Brown who lateralized the ball to Antwan Harris for a 49-yard return for a touchdown to give New England a 21-3 advantage.

The Steelers offense then found their rhythm, scoring on the next two possessions with touchdown runs (1, 11) by Jerome Bettis and Amos Zereoue, respectively, pulling Pittsburgh within 21-17 through three quarters.

New England kicker Adam Vinatieri's 44-yard field goal early in the fourth quarter put the Patriots up 24-17 with 11:12 left. The Steelers were forced to punt on the ensuing drive and Kordell Stewart was intercepted in their final two possessions.

GAME SUMMARY

	1	2	3	4	F
Patriots	7	7	7	3	24
STEELERS	0	3	14	0	17

TEAM	Q	TIME	PLAY	DRIVE	SCORE
NE	1	3:42	T. Brown 55 punt return	-- ; --	7-0
PIT	2	13:33	K. Brown 30 FG	10-65; 5:09	7-3
NE	2	0:58	Patten 11 pass from Bledsoe (Vinatieri kick)	7-70; 1:44	14-3
NE	3	8:51	Harris 49 return of blocked FG (Vinatieri kick)	-- ; --	21-3
PIT	3	5:11	Bettis 1 run (Brown kick)	8-79; 3:40	21-10
PIT	3	1:29	Zereoue 11 run (Brown kick)	5-32; 1:41	21-17
NE	4	11:12	Vinatieri 44 FG	11-45; 5:17	24-17

INDIVIDUAL STATS

RUSH	NE: Smith 15-47; Redmond 3-13; Brady 2-3; Edwards 1-3; Bledsoe 4-1.
	PIT: Stewart 8-41; Zereoue 4-11, 1 TD; Bettis 9-8, 1 TD; Ward 1-(-2).
	NE: Bledsoe 21-10-0, 102, 1 TD; Brady 18-12-0, 115.
PASS	PIT: Stewart 42-24-3, 255.
	NE: Brown 8-121; Patten 4-39, 1 TD; Edwards 4-26; Johnson 2-22; Wiggins 2-7; Redmond 2-2.
REC	PIT: Ward 6-64; Burress 5-67; Zereoue 4-50; Bettis 2-23; Edwards 2-16; Kreider 2-13; Cushing 1-10; Shaw 1-9; Tuman 1-3.

TEAM STATS

	Patriots	Steelers
First Downs	15 (4-11-0)	23 (4-14-5)
Third Downs	6-17 (35%)	4-14 (29%)
Fourth Downs	0-1 (0%)	0-0 (0%)
Total Net Yards	259	306
Plays-Avg.	68-3.8	67-4.6
Rushing Yards	67	58
Att.-Avg.	25-2.7	22-2.6
Passing Yards	192	248
Sacked by Opp.	4-25	3-7
Att.-Comp.-Int.	39-22-0	42-24-3
Punts-Avg.	7-39.1	6-43.0
Penalties	12-87	3-25
Fumbles-Lost	0-0	2-1
Time of Poss.	30:55	29:05



Cleveland 33
Pittsburgh 36



2002 AFC WILD CARD (JAN. 5, 2003)

PITTSBURGH — The Steelers rallied from a 13-point, fourth-quarter deficit to defeat the Cleveland Browns, 36-33, in one of the most thrilling games in team history.

The Steelers overcame three early turnovers to register the come-from-behind victory. Pittsburgh trailed 24-7 in the third quarter and 33-21 in the fourth before scoring two touchdowns in the final 3:06 to win.

The Browns led 14-0 after a touchdown run by RB William Green and a 32-yard TD pass by QB Kelly Holcomb to WR Dennis Northcutt.

Steelers' rookie WR Antwaan Randle El muffed a punt earlier that set up a Browns' score, but he rebounded to return his next punt 66 yards for a touchdown to make the score, 14-7.

The Browns increased their lead to 24-7 on a 31-yard field goal by K Phil Dawson and a 15-yard touchdown pass.

Steelers QB Tommy Maddox, who threw for a team postseason-record 367 yards and three touchdowns, connected with WR Plaxico Burress for a six-yard touchdown pass with 3:50 left in the third quarter to close the score to 24-14.

A 22-yard touchdown pass by Holcomb increased Cleveland's lead to 33-21 after a failed two-point conversion attempt.

Maddox led Pittsburgh on a 10-play, 77-yard drive, capped off by a five-yard TD pass to WR Hines Ward to pull within five, 33-28.

Pittsburgh forced the Browns to punt and then drove 61 yards in 1:41, culminating with a three-yard touchdown run by RB Chris Fuamatu-Ma'afala. Randle El then completed a pass to Tuman for the two-point conversion to give the Steelers a 36-33 lead.

GAME SUMMARY

	1	2	3	4	F
Browns	7	10	7	9	33
STEELERS	0	7	7	22	36

TEAM	Q	TIME	PLAY	DRIVE	SCORE
CLE	1	13:44	Green 1 run (Dawson kick)	1:16	0-7
CLE	2	14:38	Northcutt 32 pass from Holcomb (Dawson kick)	1-32; 0:06	0-14
PIT	2	9:35	Randle El 66 punt return (Reed kick)	-- ; --	7-14
CLE	2	0:49	Dawson 31 FG	10-45; 4:24	7-17
CLE	3	12:11	Northcutt 15 pass from Holcomb (Dawson kick)	3-14; 0:49	7-24
PIT	3	3:50	Burress 6 pass from Maddox (Reed kick)	10-71; 3:45	14-24
CLE	4	14:52	Dawson 24 FG	8-64; 3:58	14-27
PIT	4	12:28	Tuman 3 pass from Maddox (Reed kick)	6-65; 2:24	21-27
CLE	4	10:17	Andre Davis 22 pass from Maddox (pass failed)	5-61; 2:11	21-33
PIT	4	3:06	Ward 5 pass from Maddox (Reed kick)	10-77; 2:24	28-33
PIT	4	0:54	Fuamatu-Ma'afala 3 run (Randle El-Tuman pass) 6-61; 1:41		36-33

INDIVIDUAL STATS

RUSH	CLE: Green 25-30, 1 TD; Northcutt 1-5; Holcomb 2-3. PIT: Zereoue 13-73; Maddox 2-7; Fuamatu-Ma'afala 2-4, 1 TD; Ward 1-4; Randle El 1-3; Bettis 1-(-2).
	CLE: Holcomb 43-26-1, 429, 3 TD. PIT: Maddox 48-30-2, 367, 3 TD.
PASS	CLE: Northcutt 6-92, 2 TD; White 5-45; Johnson 4-140; Campbell 3-31; Andre Davis 2-65, 1 TD; Morgan 2-30; Green 2-8; King 1-16; Sanders 1-2. PIT: Ward 11-104, 1 TD; Burress 6-100, 1 TD; Randle El 5-85; Mathis 3-40; Tuman 3-18, 1 TD; Fuamatu-Ma'afala 2-20.
REC	

TEAM STATS

	Browns	Steelers
First Downs	21 (2-18-1)	30 (3-24-3)
Third Downs	8-17 (47%)	3-10 (30%)
Fourth Downs	0-0 (0%)	0-0 (0%)
Total Net Yards	447	432
Plays-Avg.	73-6.1	71-6.1
Rushing Yards	38	89
Att.-Avg.	28-1.4	20-4.5
Passing Yards	409	343
Sacked by Opp.	2-20	3-24
Att.-Comp.-Int.	43-26-1	48-30-2
Punts-Avg.	7-38.6	6-35.3
Penalties	9-75	4-35
Fumbles-Lost	0-0	1-1
Time of Poss.	33:02	26:58



Pittsburgh 31
Tennessee 34 (ot)



2002 AFC DIVISIONAL PLAYOFF (1.11.2003)

NASHVILLE — The Steelers lost a hard-fought game against the Tennessee Titans in overtime, 34-31.

The Titans jumped out to a 14-0 first-quarter lead, but the Steelers scored 20 straight points by early in the third quarter.

QB Tommy Maddox led Pittsburgh on an eight-play, 61-yard drive at the end of the second quarter and Reed's 39-yard field goal made the score 14-13 at the half.

On Tennessee's first play from scrimmage in the second half, Steelers NT Casey Hampton tackled George for a two-yard loss, forcing a fumble that was recovered by DE Aaron Smith. George received a concussion and did not return to the game.

Pittsburgh capitalized on the fumble when RB Amos Zereoue broke several tackles and raced 31 yards for a touchdown on the first play, which put it ahead 20-14.

Two Tennessee scores made it 28-20 before Maddox connected with Ward for a 21-yard touchdown pass in the fourth quarter to make the score 28-26. Ward tied the game with a pass to Plaxico Burress for the two-point conversion.

Reed's 40-yard field goal and a 42-yard kick by Tennessee K Joe Nedney made the score 31-31 in the fourth quarter. Nedney missed a 48-yard attempt at the end of regulation.

Tennessee got the ball in overtime and moved into field-goal position. Nedney missed a 31-yard attempt, but Steelers CB Dewayne Washington was flagged for running into the kicker. Nedney then converted a 26-yarder to give the Titans a 34-31 victory.

GAME SUMMARY

	1	2	3	4	F
Ravens	0	3	7	0	10
STEELERS	10	10	0	7	27

TEAM	Q	TIME	PLAY	DRIVE	SCORE
TEN	1	11:01	McNair 8 run (Nedney kick)	7-52; 3:19	0-7
TEN	1	0:17	George 1 run (Nedney kick)	16-76; 9:03	0-14
PIT	2	9:29	Ward 8 pass from Maddox (Reed kick)	2-8; 9:03	7-14
PIT	2	6:47	Reed 30 FG	5-47; 1:53	10-14
PIT	2	0:00	Reed 39 FG	8-61; 1:35	13-14
PIT	3	14:37	Zereoue 31 run (Reed kick)	1-31; 0:08	20-14
TEN	3	9:37	Wycheck 7 pass from McNair (Nedney kick)	8-63; 5:00	20-21
TEN	3	4:38	Kinney 2 pass from McNair (Nedney kick)	8-58; 4:04	20-28
PIT	4	10:09	Ward 21 pass from Maddox (Ward-Burress pass) 6-65; 2:07		28-28
PIT	4	8:30	Reed 40 FG	5-35; 1:24	31-28
TEN	4	5:40	Nedney 42 FG	7-34; 2:50	31-31
TEN	OT	12:45	Nedney 26 FG	5-61; 2:15	31-34

INDIVIDUAL STATS

RUSH	PIT: Zereoue 14-49, 1 TD; Randle El 1-11; Bettis 3-6; Ward 2-1. TEN: George 15-33, 1 TD; McNair 8-29, 1 TD; Mason 2-20; Holcombe 11-17.
	PIT: Maddox 41-21-1, 266, 2 TD; Randle El 1-0-0, 0. TEN: McNair 44-27-2, 338, 2 TD; O'Donnell 1-0-0, 0.
PASS	PIT: Ward 7-82, 2 TD; Randle El 4-53, Mathis 3-40; Burress 2-62; Kreider 2-14; Zereoue 2-10; Fuamatu-Ma'afala 1-5. TEN: Wycheck 10-123, 1 TD; Bennett 7-85; Mason 5-47; McCarreins 2-53; Kinney 2-20; Holcombe 1-10.
REC	

TEAM STATS

	Steelers	Titans
First Downs	21 (4-12-5)	29 (10-18-1)
Third Downs	4-14 (29%)	12-18 (67%)
Fourth Downs	0-0 (0%)	1-1 (100%)
Total Net Yards	324	430
Plays-Avg.	63-5.1	82-5.2
Rushing Yards	67	99
Att.-Avg.	20-3.4	36-2.8
Passing Yards	257	331
Sacked by Opp.	1-9	1-7
Att.-Comp.-Int.	42-21-1	45-27-2
Punts-Avg.	6-31.8	4-28.8
Penalties	6-41	8-92
Fumbles-Lost	0-0	2-2
Time of Poss.	24:33	37:32



New York Jets 17
Pittsburgh 20 (ot)



2004 AFC DIVISIONAL PLAYOFF (JAN. 15, 2005)

PITTSBURGH — A 33-yard field goal by K Jeff Reed allowed the Steelers to pull out a thrilling, 20-17, overtime victory against the New York Jets at Heinz Field.

The Steelers nearly saw their Super Bowl dreams end twice in the fourth quarter, but Jets K Doug Brien missed field goals of 47 and 43 yards in the final 2:02, sending the game into overtime tied at 17-17.

Pittsburgh took a 3-0 lead in the first quarter on a 45-yard field goal by Reed. Steelers' SS Troy Polamalu intercepted Pennington's next pass and returned it 14 yards to the Jets 25-yard line, setting up a three-yard touchdown run by RB Jerome Bettis for a 10-0 Pittsburgh lead.

The Jets tied the game in the second quarter on a field goal (42) by Brien and a 75-yard punt return by Santana Moss.

The game remained tied until late in the third quarter when Steelers QB Ben Roethlisberger was intercepted by Jets SS Reggie Tongue, who returned the ball 86 yards for a touchdown and a 17-10 New York lead.

The Jets held the lead until Roethlisberger completed a four-yard shovel pass to WR Hines Ward, tying the game at 17-17, with six minutes left in regulation.

Brien missed a 47-yard field-goal attempt with 2:02 left in regulation, but Roethlisberger was intercepted by Jets CB David Barrett, who returned it 24 yards to the Pittsburgh 37. Brien, however, missed a 43-yard attempt at the end of regulation to send the game into overtime.

After the Jets were forced to punt on their first drive in overtime, Pittsburgh regained possession at their own 13-yard line and moved the ball 72 yards on 13 plays, to the New York 15-yard line. After a New York timeout, Reed booted his 33-yard field goal to win the game.

GAME SUMMARY

	1	2	3	4	OT	F
Jets	0	10	7	0	0	17
STEELERS	10	0	0	7	3	20

TEAM	Q	TIME	PLAY	DRIVE	SCORE
PIT	1	5:18	Reed 45 FG	7-37; 3:20	3-0
PIT	1	1:58	Bettis 3 run (Reed kick)	5-25; 2:18	10-0
NYJ	2	10:33	Brien 42 FG	11-38; 6:25	10-3
NYJ	2	3:00	Moss 75 punt return (Brien kick)	—; —	10-10
NYJ	3	3:52	Tongue 86 interception return (Brien kick)	—; —	10-17
PIT	4	6:00	Ward 4 pass from Roethlisberger (Reed kick)	12-66; 6:41	17-17
PIT	5	3:56	Reed 33 FG	14-72; 8:19	20-17

INDIVIDUAL STATS	
RUSH	NYJ: Martin 19-77; Jordan 5-30; Pennington 2-3; Cotchery 1-0.
	PIT: Bettis 27-101, 1 TD; Staley 11-54; Roethlisberger 4-30; Haynes 1-8.
	NYJ: Pennington 33-21-1, 182.
	PIT: Roethlisberger 30-17-2, 181, 1 TD.
PASS	NYJ: McCarreins 5-82; Moss 4-31; Martin 4-29; Sowell 3-11; Becht 2-15; Baker 2-8; Jordan 1-6.
	PIT: Ward 10-105, 1 TD; Burress 2-28; Mays 2-19; Bettis 1-21; Randle El 1-6; Haynes 1-2.
REC	

TEAM STATS		
	Jets	Steelers
First Downs	17 (4-11-2)	23 (10-13-0)
Third Downs	3-12 (25%)	8-15 (53%)
Fourth Downs	0-0 (0%)	0-0 (0%)
Total Net Yards	275	364
Plays-Avg.	63-4.4	74-4.9
Rushing Yards	110	193
Att.-Avg.	27-4.1	43-4.5
Passing Yards	165	171
Sacked by Opp.	3-17	1-10
Att.-Comp.-Int.	33-21-1	30-17-2
Punts-Avg.	6-38.5	5-39.6
Penalties	4-35	6-45
Fumbles-Lost	0-0	1-1
Time of Poss.	31:22	39:42



New England 41
Pittsburgh 27



2004 AFC CHAMPIONSHIP (JAN. 23, 2005)

PITTSBURGH — The Steelers dreams of advancing to the Super Bowl ended as they lost a disappointing 41-27 loss to New England in the AFC Championship Game at Heinz Field.

Three first-half Steelers' turnovers were converted into 17 New England points as the Patriots jumped out to a 24-3 lead at halftime, despite controlling the ball for only 10:19.

Steelers rookie QB Ben Roethlisberger suffered his first career loss as a starter. His first pass of the game was intercepted by New England, setting up a 48-yard Adam Vinatieri field goal.

New England capitalized on its next possession when QB Tom Brady hit WR Deion Branch for a 60-yard touchdown score.

Pittsburgh cut the lead to 10-3 on a 43-yard field goal by K Jeff Reed. The Patriots extended their lead to 17-3 on a nine-yard TD pass to WR David Givens.

The Steelers were ready to answer on their next drive, though, the ball to the New England 19. But Roethlisberger's pass was picked off by S Rodney Harrison and returned 87 yards for a touchdown.

Steelers RB Jerome Bettis scored on a five-yard touchdown run to bring Pittsburgh within 24-10 in the third. On the next drive, though, the Patriots increased the lead to 31-10 on a 25-yard touchdown run by Corey Dillon.

A 30-yard touchdown pass to WR Hines Ward and a 20-yard field goal by Jeff Reed trimmed the lead to 31-17.

Vinatieri's 31-yard field goal and a 23-yard touchdown pass to Branch extended the Patriots lead to 41-20.

Pittsburgh scored its final touchdown on a seven-yard pass to Burress, but New England ran out the clock for the victory.

GAME SUMMARY

	1	2	3	4	F
Patriots	10	14	7	10	41
STEELERS	3	0	14	10	27

TEAM	Q	TIME	PLAY	DRIVE	SCORE
NE	1	11:20	Vinatieri 48 FG	5-18; 2:13	0-3
NE	1	6:49	Branch 60 pass from Brady (Vinatieri kick)	1-60; 0:09	0-10
PIT	1	1:22	Reed 43 FG	5-23; 2:10	3-10
NE	2	7:08	Givens 9 pass Brady (Vinatieri kick)	5-70; 2:50	3-17
NE	2	2:14	Harrison 87 interception return	—; —	3-24
PIT	3	10:54	Bettis 5 run (Reed kick)	5-56; 3:29	10-24
NE	3	7:27	Dillon 25 run (Vinatieri kick)	7-69; 3:27	10-31
PIT	3	2:35	Ward 30 pass from Roethlisberger (Reed kick)	10-60; 4:52	17-31
PIT	4	13:29	Reed 20 FG	6-53; 2:14	20-31
NE	4	8:03	Vinatieri 31 FG	10-49; 5:26	20-34
NE	4	2:23	Branch 23 run (Vinatieri kick)	10-55; 5:06	20-41
PIT	4	0:52	Burress 7 pass from Roethlisberger (Reed kick)	6-61; 1:31	27-41

INDIVIDUAL STATS	
RUSH	NE: Dillon 24-73, 1 TD; Branch 2-37, 1 TD; Faulk 3-20, 1 TD; Brady 2-(-2); Givens 1-(-2).
	PIT: Bettis 17-64, 1 TD; Roethlisberger 5-45; Haynes 5-28; Staley 10-26.
	NE: Brady 21-14-0, 207, 2 TD.
	PIT: Roethlisberger 24-14-3, 226, 2 TD.
PASS	NE: Givens 5-59, 1 TD; Branch 4-116, 1 TD; Brown 1-11; Fauria 1-9; Patten 1-8; Dillon 1-5; Graham 1-(-1).
	PIT: Ward 5-109, 1 TD; Randle El 3-52; Burress 3-37; Haynes 1-14; Tuman 1-8; Rasby 1-6.
REC	

TEAM STATS		
	Patriots	Steelers
First Downs	18 (7-9-2)	19 (8-11-0)
Third Downs	5-12 (42%)	4-12 (33%)
Fourth Downs	1-1 (100%)	1-2 (50%)
Total Net Yards	322	388
Plays-Avg.	55-5.9	62-6.3
Rushing Yards	126	163
Att.-Avg.	32-3.9	37-4.4
Passing Yards	196	225
Sacked by Opp.	2-11	1-1
Att.-Comp.-Int.	21-14-0	24-14-3
Punts-Avg.	4-40.3	3-43.0
Penalties	1-5	2-20
Fumbles-Lost	1-0	2-1
Time of Poss.	28:29	31:31



Pittsburgh 31
Cincinnati 17



2005 AFC WILD CARD (JAN. 8, 2006)

CINCINNATI — Pittsburgh scored 24 unanswered points to turn a 17-7 deficit into a 31-17 victory over Cincinnati in the AFC Wild Card Game at Paul Brown Stadium.

The Pittsburgh offense compiled 346 total yards led by QB Ben Roethlisberger, who tossed three touchdowns and finished with a QB rating of 148.7. RB Jerome Bettis ran for 52 yards on 10 carries (5.2 avg.) and one touchdown. WR Cedrick Wilson caught three passes for 104 yards (34.7 avg.), with one touchdown.

The Steelers defense recorded four sacks and two interceptions while holding the Bengals to just 84 yards rushing.

Cincinnati was dealt an early blow when starting QB Carson Palmer suffered a torn ACL on the first offensive play of the game. The Bengals jumped out to a 10-0 lead with a 23-yard field goal by K Shayne Graham and a 20-yard touchdown run by RB Rudi Johnson.

Pittsburgh got on the board when RB Willie Parker took a screen pass 19 yards for a touchdown, the first postseason touchdown catch by a Steelers' running back since Rocky Bleier in Super Bowl XIII (Jan. 21, 1979).

Backup QB Jon Kitna gave the Bengals another 10-point lead after he hit WR T.J. Houshmandzadeh for a seven-yard score.

Pittsburgh responded with four straight scores. Roethlisberger completed a five-yard touchdown pass to WR Hines Ward for the final score of the first half. Ward extended his streak to five consecutive postseason games with at least one touchdown.

The Steelers scored on their opening drive of the second half with a five-yard touchdown run by Bettis to give Pittsburgh its first lead at 21-17. Pittsburgh extended its lead with a trick play. WR Antwaan Randle El took a direct snap and ran to his right. He stopped and threw the ball across the field to Roethlisberger, who then threw a 43-yard touchdown strike to Wilson.

GAME SUMMARY

	1	2	3	4	F
STEELERS	0	14	14	3	31
Bengals	10	7	0	0	17

TEAM Q TIME PLAY			DRIVE SCORE		
CIN	1	6:54	Graham 23 FG	9-84; 4:25	0-3
CIN	1	1:09	Johnson 20 run (Graham kick)	7-76; 3:26	0-10
PIT	2	13:11	Parker 19 pass from Roethlisberger (Reed kick)	8-60; 2:58	7-10
CIN	2	6:13	Houshmandzadeh 7 pass from Kitna (Graham kick) 14-57; 6:58	7-17	
PIT	2	3:48	Ward 5 pass from Roethlisberger (Reed kick)	6-76; 2:25	14-17
PIT	3	5:12	Bettis 5 run (Reed kick)	8-66; 4:39	21-17
PIT	3	1:13	Wilson 43 pass from Roethlisberger (Reed kick)	3-50; 1:25	28-17
PIT	4	10:29	Reed 21 FG	6-37; 2:56	31-17

INDIVIDUAL STATS	
RUSH	PIT: Bettis 10-52, 1 TD; Haynes 3-46; Parker 16-38; Randle El 1-5; Roethlisberger 4-3.
	CIN: Johnson 13-56, 1 TD; Kitna 4-25; Perry 2-3; Larson 1-0.
	PIT: Roethlisberger 19-14-0, 208, 3 TD; Bettis 1-0-0, 0; Randle 1-0-0, 0.
PASS	CIN: Kitna 40-24-2, 197, 1 TD; Palmer 1-1-0, 66.
	PIT: Wilson 3-104, 1 TD; Parker 3-41, 1 TD; Miller 2-15; Randle El 2-15; Ward 2-10, 1 TD; Haynes 1-14; Tuman 1-9.
	CIN: Perry 6-11; Walter 5-73; C. Johnson 4-59; Houshmandzadeh 4-25, 1 TD; R. Johnson 2-14; Schobel 2-11; Henry 1-66; Kelly 1-4.

TEAM STATS		
	Steelers	Bengals
First Downs	19 (9-8-2)	19 (4-13-2)
Third Downs	6-11 (55%)	9-16 (56%)
Fourth Downs	0-0 (0%)	0-1 (0%)
Total Net Yards	346	327
Plays-Avg.	56-6.2	65-5.0
Rushing Yards	144	84
Att.-Avg.	34-4.2	20-4.2
Passing Yards	402	243
Sacked by Opp.	4-20	1-6
Att.-Comp.-Int.	21-14-0	41-25-2
Punts-Avg.	3-47.0	3-43.7
Penalties	6-39	7-90
Fumbles-Lost	0-0	2-0
Time of Poss.	28:57	31:03



Pittsburgh 21
Indianapolis 18



2005 AFC DIVISIONAL PLAYOFF (JAN. 15, 2006)

INDIANAPOLIS — Pittsburgh advanced to its second straight AFC Championship Game with a dramatic 21-18 victory over the Indianapolis Colts at the RCA Dome. The win propelled the Steelers to their sixth appearance in the conference title game during Bill Cowher's 14 seasons as head coach for Pittsburgh and it also marked the first time a six seed advanced to the conference championship in league history.

Avengeing an earlier-season setback to the Colts, Pittsburgh came out of the gates on fire by scoring on a 10-play, 84-yard drive to open the game that culminated with a six-yard touchdown pass from QB Ben Roethlisberger to WR Antwaan Randle El.

The Steelers upped their lead to 14-0 in the first quarter after Roethlisberger connected with rookie TE Heath Miller on a seven-yard score.

Pittsburgh's defense, which kept the high-scoring Indianapolis offense in check for most of the game, allowed just a field goal in the first half as they entered the half with a 14-3 advantage.

The Steelers stretched the lead to 21-3 with under two minutes remaining in the third quarter as RB Jerome Bettis dove in from one yard out. It was his eighth career postseason rushing touchdown and the fourth straight game with a rushing score.

Indianapolis finally posted a touchdown as Peyton Manning hit Dallas Clark for a 50-yard strike early in the fourth quarter, pulling the Colts to within 21-10.

Pittsburgh took over with eight minutes off the clock but came up empty on their next offensive drive. Indianapolis then used a three-yard rushing touchdown by Edgerrin James and a successful two-point conversion to make the game 21-18 with 4:24 remaining.

After punting the ball back to the Colts with 2:31 left in the game, Pittsburgh's defense appeared to have sealed the victory by pressuring Indianapolis to minus-16 yards while giving the ball back to its' offense on the two-yard line.

However, on the first play Bettis uncharacteristically fumbled and Nick Harper picked up the ball and darted to the Colts' 42-yard line before Roethlisberger made a shoestring tackle. Five plays later, Mike Vanderjagt's potential game-tying 46-yard field goal sailed wide right with 21 seconds remaining.

Roethlisberger became the first quarterback in NFL history to reach the conference championship game in each of his first two seasons as he finished 14-of-24 for 197 yards and two touchdowns and one interception.

GAME SUMMARY

	1	2	3	4	F
STEELERS	14	0	7	0	21
Colts	0	3	0	15	18

TEAM Q TIME PLAY			DRIVE SCORE		
PIT	1	9:25	Randle El 6 pass from Roethlisberger (Reed kick)	10-84; 5:35	7-0
PIT	1	3:12	Miller 7 pass from Roethlisberger (Reed kick)	7-72; 2:53	14-0
IND	2	1:20	Vanderjagt 20 FG	15-96; 9:39	14-3
PIT	3	1:26	Bettis 1 run (Reed kick)	6-30; 3:21	21-3
IND	4	14:09	Clark 50 pass from Manning (Vanderjagt kick)	6-72; 2:17	21-10
IND	4	4:24	James 3 run (Manning to Wayne pass)	6-80; 1:39	21-18

INDIVIDUAL STATS	
RUSH	PIT: Parker 17-59; Bettis 17-46, 1 TD; Haynes 2-8; Kreider 1-2; Roethlisberger 5-(-3).
	IND: James 13-56, 1 TD; Rhodes 1-2.
	PIT: Roethlisberger 24-14-1, 197, 2 TD.
PASS	IND: Manning 38-22-1, 290, 1 TD.
	PIT: Ward 3-68; Miller 3-61, 1 TD; Randle El 3-30, 1 TD; Parker 3-19; Tuman 1-19; Haynes 1-0.
	IND: Wayne 7-97; James 5-26; Clark 4-84, 1 TD; Harrison 3-52; Fletcher 2-18; Stokley 1-13.

TEAM STATS		
	Steelers	Colts
First Downs	21 (10-8-3)	15 (4-11-0)
Third Downs	6-14 (43%)	3-13 (23%)
Fourth Downs	2-2 (100%)	1-2 (50%)
Total Net Yards	295	305
Plays-Avg.	68-4.3	57-5.4
Rushing Yards	112	58
Att.-Avg.	42-2.7	14-4.1
Passing Yards	183	247
Sacked by Opp.	5-43	2-14
Att.-Comp.-Int.	24-14-1	38-22-0
Punts-Avg.	5-41.6	6-45.3
Penalties	2-8	9-67
Fumbles-Lost	1-1	1-0
Time of Poss.	34:52	25:08



San Diego 24
Pittsburgh 35



2008 AFC DIVISIONAL PLAYOFF (JAN. 11, 2009)

PITTSBURGH — The Steelers advanced to their fourth AFC Championship Game in eight seasons as they defeated the San Diego Chargers 35-24 in an AFC Divisional contest at Heinz Field. Pittsburgh advanced to its 14th career AFC Championship Game with the win.

San Diego struck first on the opening possession of the game, taking barely two minutes off the game clock. WR Vincent Jackson got behind Steelers' CB Ike Taylor and hauled in a 41-yard touchdown reception to give the Chargers a 7-0 lead.

Steelers' WR Antonio Holmes evened the score when he returned a punt 67 yards for a score. San Diego retook the lead, 10-7, courtesy of a 42-yard field goal by K Nate Kaeding.

RB Willie Parker gave the Steelers a 14-10 lead that they would never relinquish with 40 seconds remaining in the first half when he ran into the end zone around left end on a three-yard touchdown scamper.

The Steelers stretched that lead to 21-10 as they drove 77 yards in 13 plays, taking 7:56 off the clock with their opening possession of the third quarter. QB Ben Roethlisberger found TE Heath Miller on an eight-yard touchdown reception to cap the drive.

RB Gary Russell swelled the lead to 28-10 when he plunged across the goal-line from one-yard out in the beginning of the fourth quarter.

San Diego scored two touchdowns sandwiched around a 16-yard touchdown run by Parker, his second score of the evening, to conclude the scoring in favor of the Steelers, 35-24.

Roethlisberger had a very efficient game, completing 17-of-26 passes for 181 yards with one touchdown and a passer rating of 98.4. Parker recorded his first career 100-yard rushing performance in the postseason with 146 yards on 27 attempts (5.4 avg.) with two touchdowns.

Defensively, the Steelers sacked Rivers four times, with LB LaMarr Woodley leading the charge with two sacks.

GAME SUMMARY

	1	2	3	4	F
Chargers	7	3	0	14	24
STEELERS	7	7	7	14	35

TEAM	Q	TIME	PLAY	DRIVE	SCORE
SD	1	12:59	Jackson 41 pass from Rivers (Kaeding kick)	4-75; 2:01	0-7
PIT	1	7:41	Holmes 67 punt return (Reed kick)	—; —	7-7
SD	2	1:56	Kaeding 42 FG	7-20; 3:09	7-10
PIT	2	0:40	Parker 3 run (Reed kick)	7-66; 1:16	14-10
PIT	3	7:04	Miller 8 pass from Roethlisberger (Reed kick)	13-77; 7:56	21-10
PIT	4	12:52	Russell 1 run (Reed kick)	2-49; 0:49	28-10
SD	4	9:09	Naanee 4 pass from Rivers (Kaeding kick)	10-73; 3:43	28-17
PIT	4	4:11	Parker 16 run (Reed kick)	9-73; 4:58	35-17
SD	4	1:53	Sproles 62 pass from Rivers (Kaeding kick)	4-79; 0:50	35-24

INDIVIDUAL STATS

RUSH	SD: Sproles 11-15; Bennett 1-0. PIT: Parker 27-146, 2 TD; Moore 3-13; Holmes 2-7; Russell 4-5, 1 TD; Davis 1-0; Leftwich 4 (-2); Clark 1 (-4).
	SD: Rivers 35-21-1, 308, 3 TD. PIT: Roethlisberger 26-17-0, 181, 1 TD; Leftwich 1-0-0, 0.
	SD: Sproles 5-91, 1 TD; Gates 5-59; Chambers 4-72; Jackson 2-49, 1 TD; Hester 2-13; Manualueuna 1-14; Bennett 1-6; Naanee 1-4, 1 TD. PIT: Bell 5-28; Smith 4-61; Putzier 4-55; Anderson 3-11; Lelie 2-68, 1 TD.

TEAM STATS

	Chargers	Steelers
First Downs	15 (11-3-1)	22 (12-8-2)
Third Downs	5-12 (42%)	6-14 (43%)
Fourth Downs	0-0 (0%)	0-2 (0%)
Total Net Yards	290	342
Plays-Avg.	51-5.7	70-4.9
Rushing Yards	15	165
Att.-Avg.	12-1.3	42-3.9
Passing Yards	275	177
Sacked by Opp.	35-21-1	27-17-0
Att.-Comp.-Int.	1-4	4-33
Punts-Avg.	6-47.2	5-43.4
Penalties	8-104	7-44
Fumbles-Lost	1-1	0-0
Time of Poss.	23:30	36:30



Baltimore 14
Pittsburgh 23



2008 AFC CHAMPIONSHIP (JAN. 18, 2009)

PITTSBURGH — The Steelers put themselves in position to become the first NFL franchise to win six Vince Lombardi Trophies when they face the Arizona Cardinals in Super Bowl XLIII on February 1. Pittsburgh earned their second trip to the Super Bowl in four seasons by defeating the Baltimore Ravens 23-14 in the AFC Championship Game at Heinz Field.

Pittsburgh struck first following the opening kickoff, covering 50 yards in seven plays, the key play being a 45-yard pass from QB Ben Roethlisberger to WR Hines Ward. K Jeff Reed connected from 34 yards out to make it 3-0 in favor of Pittsburgh.

Reed would increase the Pittsburgh lead to 6-0 when he nailed his second field goal, this time a 42-yarder, following an interception by Steelers' CB Deshaun Townsend.

The Steelers faced a third-and-nine situation from their own 36-yard line barely a minute into the second quarter when Roethlisberger and WR Santonio Holmes teamed up on a 65-yard scoring strike that put the Steelers ahead 13-0.

Baltimore got on the scoreboard with 2:40 remaining in the first half when RB Willis McGahee ran into the end zone from three yards out to cut the Pittsburgh lead to 13-7.

Reed converted his third field goal of the afternoon, a 46-yarder, with 3:38 left to play in the third quarter to increase the Steelers' lead to 16-7. McGahee's one-yard run with 9:29 to play in regulation allowed Baltimore to creep within two points of the lead, 16-14.

Steelers' Troy Polamalu ended any thoughts Baltimore had of completing the comeback when he intercepted a QB Joe Flacco pass and took it 40 yard into the end zone to clinch a 23-14 Steelers' victory.

Roethlisberger led the Steelers offensively, completing 16-of-33 passes for 255 yards with one touchdown for a passer rating of 84.8. RB Willie Parker rushed 24 times for 47 yards (2.0 avg.). Holmes caught two passes for 70 yards (35.0 avg.) and one touchdown.

Defensively, the Steelers sacked Flacco three times, including two by LB LaMarr Woodley, his third consecutive postseason game with two-sacks, and one by DE Aaron Smith. Along with Polamalu and Townsend, S Tyrone Carter had the Steelers' other interception. S Ryan Clark forced a fumble near the end of regulation which was recovered by LB Lawrence Timmons.

GAME SUMMARY

	1	2	3	4	F
Ravens	0	7	0	7	14
STEELERS	6	7	3	7	23

TEAM	Q	TIME	PLAY	DRIVE	SCORE
PIT	1	11:22	Reed 34 FG	7-50; 3:38	3-0
PIT	1	6:11	Reed 42 FG	7-11; 1:19	6-0
PIT	2	13:58	Holmes 65 pass from Roethlisberger (Reed kick)	3-66; 1:37	13-0
BAL	2	2:40	McGahee 3 run (Stover kick)	3-17; 0:57	13-7
PIT	3	3:38	Reed 46 FG	11-51; 5:29	16-7
BAL	4	9:29	McGahee 1 run (Stover kick)	6-58; 3:09	16-14
PIT	4	4:24	Polamalu 40 interception return (Reed kick)	--; --	23-14

INDIVIDUAL STATS

RUSH	BAL: McGahee 20-60, 2 TD; Clayton 1-16; McClain 1-3; Rice 1-2; Flacco 2 (-8). PIT: Parker 24-47; Moore 1-6; Washington 1-1; Roethlisberger 2 (-2).
	BAL: Flacco 30-13-3, 141. PIT: Roethlisberger 33-16-0, 255, 1 TD.
	BAL: Rice 3-43; Mason 3-41; Heap 3-26; Clayton 2-18; McGahee 2-13. PIT: Miller 3-62; Ward 3-55; Washington 3-21; Holmes 2-70, 1 TD; Sweet 2-20; Davis 1-20; Moore 1-9; Parker 1 (-2).

TEAM STATS

	Ravens	Steelers
First Downs	13 (5-6-2)	11 (1-9-1)
Third Downs	3-13 (23%)	7-18 (39%)
Fourth Downs	0-1 (0%)	0-0 (0%)
Total Net Yards	198	275
Plays-Avg.	58-3.4	65-4.2
Rushing Yards	73	52
Att.-Avg.	25-2.9	28-1.9
Passing Yards	125	223
Sacked by Opp.	30-13-3	33-16-0
Att.-Comp.-Int.	4-32	3-16
Punts-Avg.	7-40.9	7-37.7
Penalties	6-53	6-67
Fumbles-Lost	3-1	2-1
Time of Poss.	26:51	33:09



Baltimore 24 Pittsburgh 31



2010 AFC DIVISIONAL PLAYOFF (JAN. 15, 2011)

PITTSBURGH — Down 14 points at halftime, the Steelers rallied to score 24 second-half points to beat the Baltimore Ravens in the AFC Divisional Playoff Game. With the victory, Pittsburgh advanced to its 15th AFC Championship game since 1970 and for the fifth time since 2001.

The Steelers got off to a hot start as RB Rashard Mendenhall scored from one-yard out on the Steelers' first drive of the game. The Ravens responded with a 10-play drive that was capped off with a 14-yard touchdown run by RB Ray Rice.

The Ravens went up 14-7 when DE Cory Redding returned QB Ben Roethlisberger's fumble 13 yards for a touchdown. And following another Steelers' turnover, QB Joe Flacco found TE Todd Heap for a four-yard touchdown and a 21-7 Ravens' lead at halftime.

Early in the third quarter the Steelers defense forced turnovers on three consecutive Ravens' possessions. After a fumble by Rice, Roethlisberger found TE Heath Miller for a nine-yard score to cut the lead 21-14. S Ryan Clark then posted his first career postseason interception, picking off Flacco to set the Steelers up in Ravens' territory. Roethlisberger then found WR Hines Ward for an eight-yard touchdown and the game was tied 21-21. Roethlisberger finished the game with 226 yards passing with two touchdowns and no interceptions.

Another Ravens fumble led to K Shaun Suisham's 35-yard field goal, which gave the Steelers a 24-21 lead. But the Ravens tied the game on K Billy Cundiff's 24-yard field goal late in the fourth quarter. The Steelers took over with less than four minutes left in the game, and they faced a third-and-19 from their own 38-yard line. Roethlisberger found rookie WR Antonio Brown streaking down the sideline for a 58-yard completion to set up Mendenhall's game-winning one-yard touchdown run, his second of the game.

The Steelers defense limited the Ravens to just 126 yards, had five sacks, including three by LB James Harrison, and forced three turnovers.

GAME SUMMARY

	1	2	3	4	F
Ravens	7	7	0	3	24
STEELERS	7	0	14	10	31

TEAM	Q	TIME	PLAY	DRIVE	SCORE
PIT	1	6:18	Mendenhall 1 run (Suisham kick)	10-80; 6:04	7-0
BAL	1	1:20	Rice 14 run (Cundiff kick)	10-69; 4:58	7-7
BAL	1	0:53	Redding 13 fumble return (Cundiff kick)	—; —	7-14
BAL	2	5:43	Heap 4 pass from Flacco (Cundiff kick)	6-16; 3:02	7-21
PIT	3	9:11	Miller 9 pass from Roethlisberger (Suisham kick)	2-23; 0:53	14-21
PIT	3	1:21	Ward 8 pass from Roethlisberger (Suisham kick)	4-25; 2:17	21-21
PIT	4	12:15	Suisham 35 FG	8-6; 3:49	24-21
BAL	4	3:54	Cundiff 24 FG	5-23; 2:01	24-24
PIT	4	1:33	Mendenhall 2 run (Suisham kick)	11-65; 2:21	31-24

INDIVIDUAL STATS

RUSH	BAL: Rice 12-32, 1 TD; McGahee 4-4; Flacco 2 (-1).
	PIT: Mendenhall 20-46, 2 TD; Moore 2-12; Roethlisberger 6-11; Redman 1-4; Wallace 2 (-2).
	BAL: Flacco 30-16-1, 125, 1 TD.
PASS	PIT: Roethlisberger 32-19-0, 226, 2 TD.
	BAL: Rice 7-32; Heap 3-43, 1 TD; Houshmandzadeh 3-38; McGahee 2-14; Boldin 1 (-2).
REC	PIT: Miller 5-39, 1 TD; Sanders 4-54; Brown 3-75; Ward 3-25, 1 TD; Wallace 3-20; Mendenhall 1-13.

TEAM STATS

	Ravens	Steelers
First Downs	12 (2-8-2)	21 (7-11-3)
Third Downs	5-12 (42%)	7-14 (50%)
Fourth Downs	0-1 (0%)	1-1 (100%)
Total Net Yards	126	263
Plays-Avg.	53-2.4	69-3.8
Rushing Yards	35	71
Att.-Avg.	18-1.9	31-2.3
Passing Yards	91	192
Sacked by Opp.	30-16-1	32-19-0
Att.-Comp.-Int.	6-34	5-34
Punts-Avg.	4-53.8	4-48.5
Penalties	6-74	9-93
Fumbles-Lost	2-2	2-2
Time of Poss.	25:32	34:28



New York Jets 19 Pittsburgh 24



2010 AFC CHAMPIONSHIP (JAN. 23, 2011)

PITTSBURGH — The Pittsburgh Steelers advanced to their eighth Super Bowl with a 24-19 victory over the New York Jets in the AFC Championship at Heinz Field. The eight trips to the Super Bowl are tied for the most in NFL history with the Dallas Cowboys, and the Steelers' eight wins in an AFC Championship Game are the most in conference history.

The Steelers grabbed a 7-0 lead on the opening drive of the game as RB Rashard Mendenhall capped off the 15-play drive with a one-yard rushing touchdown. Mendenhall finished with a game-high 121 yards rushing, which is the sixth-most in team postseason history.

K Shaun Suisham added to the Steelers' lead with his 20-yard field goal in the second quarter to make it 10-0, and with two minutes left in the half, QB Ben Roethlisberger scored on a two-yard touchdown run to give the Steelers a 17-0 lead. It was Roethlisberger's third career postseason rushing touchdown.

On the Jets' ensuing drive, CB Ike Taylor posted a sack and forced fumble, both career firsts in the postseason, and CB William Gay returned the fumble 19 yards to make it 24-0. It was Gay's first career postseason touchdown and the first defensive touchdown for Pittsburgh in the postseason since LB James Harrison's 100-yard interception return for touchdown in Super Bowl XLIII.

The Jets got on the board just prior to halftime when K Nick Folk connected from 42 yards out to trim the lead to 24-3. On the Jets' first drive of the second half, QB Mark Sanchez found WR Antonio Holmes for a 45-yard touchdown pass to cut the lead to 24-10. Following a goal-line stand by the Steelers' defense, Roethlisberger fumbled the first snap and was tackled in the end zone for a safety.

On the Jets' next drive, Sanchez found WR Jericho Cotchery for a four-yard touchdown to make it 24-19 with three minutes left in the game. The Steelers converted on two key third-downs on their ensuing drive, including the game-winning first down reception by WR Antonio Brown to seal their second AFC Championship in the last three seasons.

Tomlin joined Hall of Famer Joe Gibbs as the only head coaches to reach two Super Bowls in their first four seasons as a head coach.

GAME SUMMARY

	1	2	3	4	F
Jets	0	3	7	9	19
STEELERS	7	17	0	0	24

TEAM	Q	TIME	PLAY	DRIVE	SCORE
PIT	1	5:54	Mendenhall 1 run (Suisham kick)	15-66; 9:06	7-0
PIT	2	6:51	Suisham 20 FG	8-60; 3:41	10-0
PIT	2	2:00	Roethlisberger 2 run (Suisham kick)	7-66; 3:57	17-0
PIT	2	1:13	Gay 19 fumble return (Suisham kick)	—; —	24-0
NYJ	2	0:09	Folk 42 FG	7-44; 1:04	24-3
NYJ	3	12:13	Holmes 45 pass from Sanchez (Folk kick)	5-90; 2:47	24-10
NYJ	4	7:38	Safety (Roethlisberger tackled in end zone)	—; —	24-12
NYJ	4	3:06	Cotchery 4 pass from Sanchez (Folk kick)	10-58; 4:32	24-19

INDIVIDUAL STATS

RUSH	NYJ: Greene 9-52; Tomlinson 9-16; Sanchez 3-6; Cotchery 1 (-4).
	PIT: Mendenhall 27-121, 1 TD; Redman 4-27; Roethlisberger 11-21, 1 TD; Moore 1 (-3).
	NYJ: Sanchez 33-20-0, 233, 2 TD.
PASS	PIT: Roethlisberger 19-10-2, 133.
	NYJ: Keller 8-64; Cotchery 5-33, 1 TD; Edwards 3-50; Holmes 2-61, 1 TD; Smith 2-25.
REC	PIT: Miller 2-38; Mendenhall 2-32; Ward 2-14; Sanders 1-20; Brown 1-14; Moore 1-9; Wallace 1-6.

TEAM STATS

	Jets	Steelers
First Downs	17 (2-12-3)	23 (10-9-4)
Third Downs	5-14 (36%)	6-11 (55%)
Fourth Downs	2-3 (67%)	0-1 (0%)
Total Net Yards	289	287
Plays-Avg.	57-5.1	64-4.5
Rushing Yards	70	166
Att.-Avg.	22-3.2	43-3.9
Passing Yards	219	121
Sacked by Opp.	33-20-0	19-10-2
Att.-Comp.-Int.	2-12	2-14
Punts-Avg.	4-36.5	1-38.0
Penalties	6-50	4-25
Fumbles-Lost	2-1	3-0
Time of Poss.	25:19	34:41





Pittsburgh 23
Denver 29 (ot)



2011 AFC WILD CARD (JAN. 8, 2012)

DENVER — QB Tim Tebow and WR Demaryius Thomas connected on an 80-yard touchdown on the first play in overtime to beat the Pittsburgh Steelers 29-23 in the AFC Wild Card Game. It was the fastest ending in NFL history for any overtime game.

The Steelers got off to a fast start, moving the football into Denver territory on their first two possessions. But they had to settle for two field goals. K Shaun Suisham connected on a 45-yarder to give the Steelers a 3-0 lead, and with less than a minute remaining in the first quarter, Suisham connected on a 38-yard field goal to put the Steelers up 6-0.

But the Broncos would score 20 unanswered points. Tebow found WR Eddie Royal for a 30-yard touchdown to give the Broncos a 7-6 lead. Tebow then scored on an eight-yard run less than three minutes later to give the Broncos a 14-6 lead. K Matt Prater connected on two field goals of 20 and 28 yards before halftime to give the Broncos a 20-6 lead going into the break.

The Steelers though would mount a comeback. WR Mike Wallace scored on a one-yard run midway through the third quarter to cut the lead 20-13. Prater added a 35-yard field goal to give the Broncos a 23-13 lead but the Steelers answered with another Suisham field goal.

Trailing 23-16, the Steelers defense forced RB Willis McGahee to fumble, giving QB Ben Roethlisberger a short field. Roethlisberger found WR Jericho Cotchery for a 31-yard touchdown to tie the game 23-23.

The Steelers had a chance to win the game in regulation, but Roethlisberger was sacked on two of the team's final three plays, forcing overtime. After Suisham's kickoff sailed through the uprights, the Broncos took over at their own 20-yard line. Tebow threw the touchdown to Thomas on the very next play.

Despite the loss, the Steelers held each Bronco running back to less than 100 yards rushing. The Steelers have not allowed a single running back to rush for more than 100 yards in 18-consecutive postseason games, the longest current streak in the NFL.

GAME SUMMARY

	1	2	3	4	OT	F
STEELERS	6	0	7	10	0	23
Broncos	0	20	0	3	6	29

TEAM	Q	TIME	PLAY	DRIVE	SCORE
PIT	1	11:14	Suisham 45 FG	8-53; 3:46	3-0
PIT	1	0:23	Suisham 38 FG	12-47; 5:50	6-0
DEN	2	13:24	Royal 30 pass from Tebow (Prater kick)	5-80; 1:59	6-7
DEN	2	10:36	Tebow 8 run (Prater kick)	4-73; 2:18	6-14
DEN	2	7:30	Prater 20 FG	4-16; 1:44	6-17
DEN	2	1:05	Prater 28 FG	8-59; 4:04	6-20
PIT	3	4:29	Wallace 1 run (Suisham kick)	11-87; 5:56	13-20
DEN	4	13:10	Prater 35 FG	12-63; 6:19	13-23
PIT	4	9:59	Suisham 37 FG	7-61; 3:11	16-23
PIT	4	3:48	Cotchery 31 pass from Roethlisberger (Suisham kick)	7-55; 3:47	23-23
DEN	5	14:49	Thomas 80 pass from Tebow	1-80; 0:11	23-29

INDIVIDUAL STATS

RUSH	PIT: Redman 17-121; Brown 1-18; Roethlisberger 3-15; Clay 1-1; Wallace 1-1, 1 TD. DEN: McGahee 19-61; Tebow 10-50, 1 TD; Ball 4-11; Decker 1-9.
	PIT: Roethlisberger 40-22-1, 289, 1 TD. DEN: Tebow 21-10-0, 316, 2 TD.
	PIT: Sanders 6-81; Brown 5-70; Miller 5-60; Wallace 3-26; Redman 2-21; Cotchery 1-31, 1 TD. DEN: Thomas 4-204; 1 TD; Royal 3-49, 1 TD; Fells 2-57; Ball 1-6.

TEAM STATS

	Steelers	Broncos
First Downs	21 (9-11-1)	18 (6-9-3)
Third Downs	7-16 (44%)	3-10 (30%)
Fourth Downs	0-1 (0%)	0-0 (0%)
Total Net Yards	400	447
Plays-Avg.	68-5.9	55-8.1
Rushing Yards	156	131
Att.-Avg.	23-6.8	34-3.9
Passing Yards	289	316
Sacked by Opp.	0-0	5-45
Att.-Comp.-Int.	40-22-1	21-10-0
Punts-Avg.	4-46.0	4-41.0
Penalties	6-61	5-30
Fumbles-Lost	2-0	2-1
Time of Poss.	31:06	29:05



Baltimore 30
Pittsburgh 17



2014 AFC WILD CARD (JAN. 3, 2015)

PITTSBURGH — QB Joe Flacco's 21-yard touchdown pass to TE Cockett Gillmore midway through the fourth quarter sealed the victory for Baltimore in the AFC Wild Card Game at Heinz Field.

Pittsburgh moved the ball well in the first half but only managed to come away with three field goals by K Shaun Suisham (45, 22 and 47). Baltimore RB Bernard Pierce scored on a five-yard run and K Justin Tucker connected on a 28-yard field goal to give Baltimore its 10 points of the first half, and the Ravens led 10-9 at the break.

Tucker connected from 45 yards early in the third quarter to put Baltimore up 13-9. Flacco threw an 11-yard touchdown pass to WR Torrey Smith midway through the third quarter to give the Ravens a 20-9 advantage.

The Steelers got a splash play from their defense early in the fourth quarter when rookie DE Stephon Tuitt recovered a Ravens' fumble. QB Ben Roethlisberger then connected with WR Antonio Brown for a 44-yard gain and rookie WR Martavis Bryant for a six-yard touchdown to cut the lead to 20-15.

Baltimore responded with a 52-yard field goal by Tucker to increase the Ravens' lead to 23-15. On the Steelers' ensuing drive, Roethlisberger was picked off by LB Terrell Suggs. On Baltimore's next play, Flacco hit Gillmore for the game-deciding touchdown.

The Steelers tried to rally but Roethlisberger was picked off in the end zone. A blocked punt for a safety by S Shamarko Thomas cut the Ravens' lead to 30-17.

RB Le'Veon Bell, the team's MVP, wasn't able to suit up due to a knee injury.

GAME SUMMARY

	1	2	3	4	F
Ravens	0	10	10	10	30
STEELERS	3	6	0	8	17

TEAM	Q	TIME	PLAY	DRIVE	SCORE
PIT	1	1:29	Suisham 45 FG	9-33; 5:36	3-0
BAL	2	12:28	Pierce 5 run (Tucker kick)	8-80; 4:01	3-7
PIT	2	5:40	Suisham 22 FG	12-82; 6:48	6-7
BAL	2	2:41	Tucker 28 FG	10-70; 2:59	6-10
PIT	2	0:37	Suisham 47 FG	9-53; 2:04	9-10
BAL	3	10:06	Tucker 45 FG	9-57; 4:54	9-13
BAL	3	4:13	Smith 11 pass from Flacco (Tucker kick)	6-69; 3:25	9-20
PIT	4	11:01	Bryant 6 pass from Roethlisberger (Pass failed)	2-45; 0:50	15-20
BAL	4	8:47	Tucker 52 FG	7-29; 2:14	15-23
BAL	4	7:56	Gillmore 21 pass from Flacco (Tucker kick)	1-21; 0:07	15-30
PIT	4	1:56	Punt block by Thomas out of end zone for safety		17-30

INDIVIDUAL STATS

RUSH	BAL: Forsett 16-40; Flacco 8-8; Pierce 1-5, 1 TD. PIT: Harris 9-25; Tate 5-19; Roethlisberger 2-16; Bryant 1-6; Johnson 1-3; Archer 1-(1)..
	BAL: Flacco 29-18-0, 259, 2 TD. PIT: Roethlisberger 45-31-2, 334, 1 TD; Gradkowski 3-2-0, 22.
	BAL: Smith Sr. 5-101; Daniels 4-70; T. Smith 2-28, 1 TD; Juszczyk 2-16; Gilmore 1-21, 1 TD; Brown 1-9; Forsett 1-7; Aiken 1-4; Jones 1-3. PIT: Brown 9-117; Miller 6-76; Wheaton 5-66; Bryant 5-61, 1 TD; Archer 3-15; Tate 2-9; Harris 2-6; Heyward-Bey 1-6.

TEAM STATS

	Ravens	Steelers
First Downs	19 (5-11-3)	22 (5-15-2)
Third Downs	4-11 (36%)	5-16 (31%)
Fourth Downs	1-1 (100%)	2-3 (67%)
Total Net Yards	299	387
Plays-Avg.	55-5.4	72-5.4
Rushing Yards	53	68
Att.-Avg.	25-2.1	19-3.6
Passing Yards	246	319
Sacked by Opp.	29-18-0	348-33-2
Att.-Comp.-Int.	5-37	1-13
Punts-Avg.	2-24.5	3-38.3
Penalties	2-14	8-114
Fumbles-Lost	2-1	2-1
Time of Poss.	23:43	35:17



Pittsburgh 18
Cincinnati 16



2015 AFC WILD CARD (JAN. 9, 2016)

CINCINNATI — K Chris Boswell connected on a game-winning 35-yard field goal with 14 seconds remaining in the game to beat the Bengals, 18-16, in the AFC Wild Card Game at Paul Brown Stadium.

Pittsburgh led 15-0 after three quarters, thanks to three Boswell field goals and a 10-yard touchdown pass from QB Ben Roethlisberger to WR Martavius Bryant.

The Steelers defense also forced three turnovers (one interception and two fumbles) in the first three quarters to help give Pittsburgh the 15-point advantage.

On the final play of the third quarter, Roethlisberger injured his shoulder, and he was taken to the locker room to be evaluated. On Cincinnati's ensuing possession, RB Jeremy Hill scored on a one-yard run to cut the lead to 15-7.

After a Steelers' punt, the Bengals marched into Steelers' territory where K Mike Nugent made a 36-yard field goal to cut Pittsburgh's lead to 15-10.

Shortly after the two-minute warning, Cincinnati took a 16-15 lead when QB AJ McCarron threw a 25-yard touchdown pass to WR A.J. Green. On Pittsburgh's ensuing drive, QB Landry Jones, filling in for Roethlisberger, was picked off by LB Vontaze Burfict.

LB Ryan Shazier though would force a fumble on Hill, which was recovered by CB Ross Cockrell, giving the Steelers one more chance. Roethlisberger came back into the game and led the team on a nine-play, 74-yard drive that was capped off by Boswell's game-winning 35-yarder.

GAME SUMMARY

	1	2	3	4	F
STEELERS	0	6	9	3	18
Bengals	0	0	0	16	16

TEAM	Q	TIME	PLAY	DRIVE	SCORE
PIT	2	2:27	Boswell 39 FG	6-20; 2:30	3-0
PIT	2	0:33	Boswell 30 FG	9-63; 1:16	6-0
PIT	3	10:09	Boswell 34 FG	5-47; 2:04	9-0
PIT	3	5:02	Bryant 10 pass from Roethlisberger (Pass failed)	6-82; 3:29	15-0
CIN	4	13:57	Hill 1 run (Nugent kick)	3-46; 0:50	15-7
CIN	4	5:12	Nugent 36 FG	13-70; 5:59	15-10
CIN	4	1:50	Green 25 pass from McCarron (Run failed)	7-45; 1:38	15-16
CIN	4	0:14	Boswell 35 FG	9-74; 1:09	18-16

INDIVIDUAL STATS	
RUSH	PIT: Todman 11-65; Toussaint 17-58; Bryant 1-44.
	CIN: Hill 12-50, 1 TD; Bernard 6-28; McCarron 5-9; Burkhead 1-4.
	PIT: Roethlisberger 31-18-0, 229, 1 TD; Jones 5-2-1, 11.
PASS	CIN: McCarron 41-23-1, 212, 1 TD.
	PIT: Brown 7-119; Bryant 5-29, 1 TD; Toussaint 4-60; Wheaton 2-23; Miller 2-9.
REC	CIN: Green 5-71, 1 TD; Eifert 5-58; Jones 4-32; Hill 3-27; Sanu 3-17; Bernard 2-2; Burkhead 1-5.

TEAM STATS		
	Steelers	Bengals
First Downs	21 (6-10-5)	19 (5-11-3)
Third Downs	2-13 (15%)	5-15 (33%)
Fourth Downs	1-1 (100%)	1-1 (100%)
Total Net Yards	369	279
Plays-Avg.	69-5.3	68-4.1
Rushing Yards	167	91
Att.-Avg.	29-5.8	24-3.8
Passing Yards	202	188
Sacked by Opp.	36-20-1	41-23-1
Att.-Comp.-Int.	3-24	4-38
Punts-Avg.	7-41.9	6-42.5
Penalties	10-142	8-79
Fumbles-Lost	2-1	5-3
Time of Poss.	30:37	29:23



Pittsburgh 16
Denver 23



2015 AFC DIVISIONAL PLAYOFF (JAN. 17, 2016)

DENVER — The Broncos beat the Steelers 23-16 in the 2015 AFC Divisional Playoff at Sports Authority Field at Mile High.

Denver K Brandon McManus connected on two first quarter field goals to give the Broncos an early 6-0 lead. Pittsburgh took a 7-6 lead late in the first quarter on RB Fitzgerald Toussaint's one-yard touchdown run.

K Chris Boswell made a 43-yard field goal early in the second quarter to extend the Steelers' lead to 10-6. McManus' 51-yard field goal as time expired in the first half cut Pittsburgh's lead to 10-9 at the break.

Teams exchanged field goals in the third quarter, and the Steelers led 13-12 heading into the final period. Pittsburgh traveled to Denver's 34-yard line early in the fourth quarter, but CB Bradley Roby forced a fumble on Toussaint that was recovered by DE DeMarcus Ware.

QB Peyton Manning then led Denver on a 13-play drive that was capped off by RB C.J. Anderson's one-yard run. After a successful two-point conversion, Denver led 20-13.

The Broncos held the Steelers on fourth down. McManus made a 45-yard field goal to extend Denver's lead to 23-13. Boswell made a 47-yard field goal with 19 seconds remaining in the game to cut the lead to 23-16 but Pittsburgh's onside kick attempt was recovered by Denver, ending the game.

GAME SUMMARY

	1	2	3	4	F
STEELERS	7	3	3	3	16
Broncos	6	3	3	11	23

TEAM	Q	TIME	PLAY	DRIVE	SCORE
DEN	1	11:21	McManus 28 FG	5-20; 1:57	0-3
DEN	1	3:40	McManus 41 FG	4-8; 1:26	0-6
PIT	1	1:22	Toussaint 1 run (Boswell kick)	5-80; 2:18	7-6
PIT	2	10:19	Boswell 43 FG	7-60; 3:53	10-6
DEN	2	0:00	McManus 51 FG	11-62; 3:14	10-9
PIT	3	9:32	Boswell 28 FG	8-69; 2:19	13-9
DEN	3	2:45	McManus 41 FG	7-30; 3:08	13-12
DEN	4	3:00	Anderson 1 run (Pass to Thomas)	13-65; 6:52	13-20
DEN	4	0:53	McManus 45 FG	4-3; 0:56	13-23
PIT	4	0:19	Boswell 47 FG	4-51; 0:34	16-23

INDIVIDUAL STATS	
RUSH	PIT: Bryant 2-40; Toussaint 12-39, 1 TD; Todman 5-6.
	DEN: Anderson 15-72, 1 TD; Hillman 16-38; Manning 2-(-1).
	PIT: Roethlisberger 37-24-0, 339.
PASS	PIT: Manning 37-21-0, 222.
	PIT: Bryant 9-154; Wheaton 5-30; Toussaint 3-2; Heyward-Bey 2-64; Coates 2-61; James 1-22; Miller 1-5; Spaeth 1-1.
REC	DEN: Sanders 5-85; Thomas 4-40; Fowler 2-35; Latimer 2-18; Green 2-14; Anderson 2-11; Daniels 2-10; Norwood 1-10; Caldwell 1-(-1).

TEAM STATS		
	Steelers	Broncos
First Downs	16 (4-10-2)	19 (6-12-1)
Third Downs	2-12 (17%)	3-15 (20%)
Fourth Downs	0-2 (0%)	0-1 (0%)
Total Net Yards	396	324
Plays-Avg.	59-6.7	71-4.6
Rushing Yards	85	109
Att.-Avg.	19-4.5	33-3.3
Passing Yards	311	215
Sacked by Opp.	37-24-0	37-21-0
Att.-Comp.-Int.	1-7	3-28
Punts-Avg.	6-39.7	6-47.0
Penalties	5-38	4-49
Fumbles-Lost	2-1	1-0
Time of Poss.	28:27	31:33



Miami 12
Pittsburgh 30



2016 AFC WILD CARD (JAN. 8, 2017)

PITTSBURGH — RB Le'Veon Bell set the team's single-game postseason rushing record as he recorded 167 yards, helping lift the Steelers to a 30-12 victory over the Miami Dolphins in the AFC Wild Card Game.

Pittsburgh raced to an early lead thanks to two touchdown passes from QB Ben Roethlisberger to WR Antonio Brown. The two connected on a 50-yard score and then on a 62-yard score to give the Steelers a 14-0 lead midway through the first quarter. K Dustin Franks got the Dolphins on the board late in the first quarter.

Early in the second quarter, Bell scored on a one-yard run to give Pittsburgh a 20-3 lead. Franks made a 47-yard field goal late in the second quarter, and the Steelers led 20-6 at the break.

The Steelers scored 10 points in the third quarter to seal the victory. K Chris Boswell made a 34-yard field goal, and Bell scored his second rushing touchdown of the game to make it 30-6. Miami got a late touchdown on QB Mat Moore's four-yard touchdown to RB Damien Williams.

Pittsburgh's defense forced three turnovers and recorded 5.0 sacks, which are tied for the most sacks in team history in a single game since sacks became an official statistic in 1982.

GAME SUMMARY

	1	2	3	4	F
Dolphins	3	3	0	6	12
STEELERS	14	6	10	0	30

TEAM Q TIME PLAY			DRIVE SCORE		
PIT	1	12:15	Brown 50 pass from Roethlisberger (Boswell kick)	5-85; 2:45	7-0
PIT	1	6:50	Brown 62 pass from Roethlisberger (Boswell kick)	6-90; 3:10	14-0
MIA	1	3:06	Franks 38 FG	7-39; 3:44	14-3
PIT	2	12:39	Bell 1 run (Missed PAT)	10-83; 5:27	20-3
MIA	2	4:52	Franks 47 FG	12-39; 7:47	20-6
PIT	3	6:32	Boswell 34 FG	8-43; 4:16	23-6
PIT	3	2:05	Bell 8 run (Boswell kick)	7-25; 4:18	30-6
MIA	4	5:57	Williams 4 pass from Moore (Pass failed)	9-70; 4:20	30-12

INDIVIDUAL STATS	
RUSH	MIA: Ajayi 16-33; Williams 3-14; Thomas 1-3; Moore 1-2.
	PIT: Bell 29-167, 2 TD; Roethlisberger 4-10; D. Williams 2-2.
PASS	MIA: Moore 36-29-1, 289, 1 TD.
	PIT: Roethlisberger 18-13-2, 197, 2 TD.
REC	MIA: Landry 11-102; Stills 5-82; Sims 5-34; Parker 4-55; Ajayi 3-12; Williams 1-4, 1 TD.
	PIT: Brown 5-124, 2 TD; Ayers 2-17; Bell 2-7; Rogers 1-19; Heyward-Bey 1-10; Hamilton 1-10; James 1-6.

TEAM STATS		
	Dolphins	Steelers
First Downs	18 (1-16-1)	19 (9-7-3)
Third Downs	6-14 (43%)	4-9 (44%)
Fourth Downs	2-4 (50%)	0-0 (0%)
Total Net Yards	305	367
Plays-Avg.	62-4.9	54-6.8
Rushing Yards	52	179
Att.-Avg.	21-2.5	35-5.1
Passing Yards	253	188
Sacked by Opp.	36-29-1	18-13-2
Att.-Comp.-Int.	1-9	5-36
Punts-Avg.	2-51.0	2-39.5
Penalties	6-64	6-60
Fumbles-Lost	3-2	0-0
Time of Poss.	32:02	27:58



Pittsburgh 18
Kansas City 16



2016 AFC DIVISIONAL PLAYOFF (JAN. 15, 2017)

KANSAS CITY — K Chris Boswell made an NFL single-game postseason record six field goals, and RB Le'Veon Bell set the team's single postseason game rushing record, recording 170 yards, as they helped lift the Steelers to an 18-16 victory over the Kansas City Chiefs at Arrowhead Stadium.

Boswell's 22-yard field goal gave Pittsburgh the early 3-0 lead. Kansas City took its only lead of the game on QB Alex Smith's five yard touchdown pass to WR Albert Wilson.

Boswell made three field goals, 38 yards, 36 yards and 45 yards, to give Pittsburgh a 12-7 lead at halftime. Boswell's 43-yard field goal early in the third quarter increased Pittsburgh's lead to 15-7.

K Cairo Santos connected on a 43-yard field goal late in the third quarter to cut the Steelers' lead to 15-10. Boswell's final field goal of the game gave the Steelers an eight-point advantage, 18-10, early in the fourth quarter.

With less than three minutes remaining in the game, Chiefs' RB Spencer Ware scored on a one-yard run. Pittsburgh's defense stopped the Chiefs' two point try.

QB Ben Roethlisberger's first-down completion to WR Antonio Brown after the two-minute warning, sealed the victory for Pittsburgh.

GAME SUMMARY

	1	2	3	4	F
STEELERS	6	6	3	3	18
Kansas City	7	0	3	6	16

TEAM Q TIME PLAY			DRIVE SCORE		
PIT	1	9:38	Boswell 22 FG	11-66; 5:22	3-0
KC	1	6:09	Wilson 5 pass from Smith (Santos kick)	6-55; 3:29	3-7
PIT	1	3:51	Boswell 38 FG	7-55; 2:18	6-7
PIT	2	9:18	Boswell 36 FG	14-53; 6:30	9-7
PIT	2	0:55	Boswell 45 FG	9-28; 4:08	12-7
PIT	3	10:06	Boswell 43 FG	7-49; 3:42	15-7
KC	3	0:10	Santos 48 FG	7-16; 2:50	15-10
PIT	4	9:49	Boswell 43 FG	10-45; 5:21	18-10
KC	4	2:43	Ware 1 run (Pass failed)	13-75; 7:06	18-16

INDIVIDUAL STATS	
RUSH	PIT: Bell 30-170; Roethlisberger 4-1.
	KC: Ware 8-35, 1 TD; Hill 3-18; Smith 2-9; West 1-(-1).
PASS	PIT: Roethlisberger 30-21-1, 224.
	KC: Smith 34-20-1, 172, 1 TD.
REC	PIT: Brown 6-108; James 5-83; Rogers 5-27; MacLin 2-28; Conley 2-19; West 2-14; Wilson 2-3, 1 TD; Ware 2-1; Sherman 1-3.

TEAM STATS		
	Steelers	Chiefs
First Downs	20 (10-10-0)	16 (4-9-3)
Third Downs	7-15 (47%)	2-9 (22%)
Fourth Downs	0-0 (0%)	2-2 (0%)
Total Net Yards	389	227
Plays-Avg.	66-5.9	49-4.6
Rushing Yards	171	61
Att.-Avg.	34-5.0	14-4.4
Passing Yards	218	166
Sacked by Opp.	31-20-1	34-20-1
Att.-Comp.-Int.	1-6	1-6
Punts-Avg.	1-35.0	4-45.8
Penalties	4-53	6-60
Fumbles-Lost	0-0	1-1
Time of Poss.	34:13	25:47



Pittsburgh 17
New England 26



2016 AFC CHAMPIONSHIP (JAN. 22, 2017)

FOXBOROUGH — QB Tom Brady threw for 384 yards with three touchdowns to help lift the Patriots to a 36-17 victory over the Steelers in the AFC Championship Game.

New England led 10-0 at the end of the first quarter. K Stephen Gostkowski made a 31-yard field goal on the Patriots' opening drive, and Brady threw a 16-yard touchdown to WR Chris Hogan.

Early in the second quarter, RB DeAngelo Williams scored on a five-yard run to cut the lead to 10-6. But it would be the closest Pittsburgh would get the rest of the game.

Midway through the second quarter, Brady connected with Hogan again, this time for a 34-yard touchdown. K Chris Boswell made a 23-yard field goal late in the second quarter. New England led 17-9 at halftime.

The Patriots scored 19 unanswered points to put the game out of reach. Gostkowski made a 47-yard field goal. RB LeGarrette Blount scored on a one-yard run. Brady threw a 10-yard touchdown pass to WR Julian Edelman. And Gostkowski connected on a 26-yard field goal.

Pittsburgh's final points of the game came on a 30-yard touchdown pass from QB Ben Roethlisberger to WR Cobi Hamilton.

GAME SUMMARY

	1	2	3	4	F
STEELERS	0	9	0	8	17
Patriots	10	7	16	3	36

TEAM Q TIME PLAY			DRIVE SCORE	
NE	1	13:08	Gostkowski 31 FG	6-62; 1:52 0-3
NE	1	2:47	Hogan 16 pass from Brady (Gostkowski kick)	11-80; 4:36 0-10
PIT	2	11:31	Williams 5 run (Kick failed)	13-84; 6:16 6-10
NE	2	7:43	Hogan 34 pass from Brady (Gostkowski kick)	9-82; 3:48 6-17
PIT	2	1:39	Boswell 23 FG	15-70; 6:04 9-17
NE	3	9:59	Gostkowski 47 FG	9-55; 3:11 9-20
NE	3	2:44	Blount 1 run (Gostkowski kick)	8-88; 3:52 9-27
NE	3	1:35	Edelman 10 pass from Brady (Kick failed)	4-28; 1:01 9-33
NE	4	6:24	Gostkowski 26 FG	8-24; 3:50 9-36
PIT	4	3:36	Hamilton 30 pass from Roethlisberger (Pass to Williams)	9-75; 2:48 17-36

INDIVIDUAL STATS

RUSH	PIT: D. Williams 14-34, 1 TD; Bell 6-20.
	NE: Blount 16-47, 1 TD; Lewis 6-11; White 1-0; Brady 4-(-1).
PASS	PIT: Roethlisberger 47-31-1, 314, 1 TD.
	NE: Brady 42-32-0, 384, 3 TD.
REC	PIT: Brown 7-77; Rogers 7-66; D. Williams 7-51; James 5-48; Hamilton 2-37, 1 TD; Coates 2-34; Johnson 1-1.
	NE: Hogan 9-180, 2 TD; Edelman 8-118, 1 TD; Bennett 5-32; White 3-8; Amendola 2-12; Lewis 2-8; Develin 1-13; Blount 1-8; Mitchell 1-5.

TEAM STATS

	Steelers	Patriots
First Downs	22 (3-18-1)	26 (8-17-1)
Third Downs	9-15 (60%)	11-17 (65%)
Fourth Downs	0-1 (0%)	0-0 (0%)
Punts-Avg.	368	431
Total Net Yards	368	431
Plays-Avg.	67-5.5	71-6.1
Rushing Yards	54	57
Att.-Avg.	20-2.7	27-2.1
Passing Yards	314	374
Sacked by Opp.	47-31-1	42-32-0
Att.-Comp.-Int.	2-10	0-0
Punts-Avg.	4-38.5	2-48.5
Penalties	3-19	2-10
Fumbles-Lost	1-1	0-0
Time of Poss.	28:34	31:26



Jacksonville 45
Pittsburgh 42



2017 AFC DIVISIONAL PLAYOFF (JAN. 14, 2018)

PITTSBURGH — The Steelers were unable to overcome a 21-point deficit in their 45-42 AFC Divisional Playoff loss to the Jacksonville Jaguars at Heinz Field.

Three straight rushing touchdowns gave Jacksonville a 21-0 lead early in the second quarter.

Pittsburgh rallied with a 23-yard touchdown pass from QB Ben Roethlisberger to WR Antonio Brown, but a Steelers' fumble recovered by Jacksonville and returned for a touchdown on the following Pittsburgh drive allowed the Jaguars to maintain their 21-point lead.

The Steelers responded with 14 straight points off of Roethlisberger touchdown passes, first to WR Martavis Bryant, then to RB Le'Veon Bell.

Each team added seven more points early in the fourth quarter, Jacksonville with a touchdown run from RB Leonard Fournette and Pittsburgh with a second touchdown reception from Brown.

With less than five minutes remaining, Jaguars QB Blake Bortles connected with FB Tommy Bohanon on a 14-yard touchdown pass. The Steelers cut their deficit back to seven with an 8-yard touchdown run by Bell.

With just 1:45 remaining, Jacksonville K Josh Lambo converted a 45-yard field goal that increased the score to 45-42.

Roethlisberger recorded his fifth touchdown pass of the day, finding WR JuJu Smith-Schuster in the end zone for a 4-yard score, but the Steelers came up short as time expired.

GAME SUMMARY

	1	2	3	4	F
Jaguars	14	14	0	17	45
STEELERS	0	14	7	21	42

TEAM Q TIME PLAY			DRIVE SCORE	
JAX	1	10:40	Fournette 1 run (Lambo kick)	8-66; 4:20 7-0
JAX	1	5:26	Fournette 18 run (Lambo kick)	1-18; 0:05 14-0
JAX	2	11:31	Yeldon 4 run (Lambo kick)	11-75; 4:36 21-0
PIT	2	8:20	Brown 23 pass from Roethlisberger (Boswell kick)	6-64; 3:11 21-7
JAX	2	2:20	Smith 50 fumble return (Lambo kick)	--- 28-7
PIT	2	0:25	Bryant 36 pass from Roethlisberger (Boswell kick)	7-51; 1:55 28-14
PIT	3	9:09	Bell 19 pass from Roethlisberger (Boswell kick)	10-77; 5:51 28-21
JAX	4	10:34	Fournette 3 run (Lambo kick)	5-61; 2:10 35-21
PIT	4	9:05	Brown 43 pass from Roethlisberger (Boswell kick)	5-75; 1:29 35-28
JAX	4	4:19	Bohanon 14 pass from Bortles (Lambo kick)	8-75; 4:46 42-28
PIT	4	2:18	Bell 8 run (Boswell kick)	12-75; 2:01 42-35
JAX	4	1:45	Lambo 45 FG	4-9; 0:33 45-35
PIT	4	0:01	Smith-Schuster 4 pass from Roethlisberger (Boswell kick)	10-75; 1:44 45-42

INDIVIDUAL STATS

RUSH	JAX: Fournette 25-109, 3 TD; Bortles 5-35; Yeldon 5-20, TD.
	PIT: Bell 16-67, TD; Roethlisberger 2-16.
PASS	JAX: Bortles 24-14-0, 214, TD.
	PIT: Roethlisberger 58-37-1, 469, 5 TD.
REC	JAX: Yeldon 3-57; Lee 3-28; Fournette 2-10; Cole 1-45; Koyack 1-21; O'Shaughnessy 1-19; Bohanon 1-14, TD; Hurns 1-12; Westbrook 1-8.
	PIT: McDonald 10-112; Bell 9-88, TD; Brown 7-132, 2 TD; Smith-Schuster 3-5, TD; Bryant 2-78, TD; James 1-12.

TEAM STATS

	Jaguars	Steelers
First Downs	22 (9-12-1)	28 (4-23-1)
Third Downs	8-14 (57%)	7-16 (44%)
Fourth Downs	1-1 (100%)	4-6 (67%)
Total Net Yards	378	545
Plays-Avg.	61-6.2	78-7.0
Rushing Yards	164	83
Att.-Avg.	35-4.7	18-4.6
Passing Yards	212	462
Sacked by Opp.	58-37-1	34-20-1
Att.-Comp.-Int.	2/7	0/0
Punts-Avg.	4-32.8	2-39.5
Penalties	3-40	4-25
Fumbles-Lost	1-0	1-1
Time of Poss.	28:50	31:10



Cleveland 48
Pittsburgh 37



2020 AFC WILD CARD (JAN. 3, 2021)

PITTSBURGH — The Cleveland Browns established a 28-0 first quarter lead en route to a 48-37 victory on Sunday night at Heinz Field in an AFC Wild Card round contest. Browns quarterback Baker Mayfield wasn't sacked and Cleveland didn't turn the ball over.

The Browns scored two rushing touchdowns and three through the air, including a pair of 40-yard, catch-and-run touchdowns.

The Browns put the exclamation on their first postseason victory over the Steelers in three tries when Roethlisberger was intercepted for the fourth time with 3:16 remaining in the game and Cleveland ahead by 16, at 45-29.

Kicker Cody Parkey's 37-yard field goal with 2:51 to play in regulation made it 48-29 Cleveland.

Roethlisberger went over 500 yards passing with a 7-yard touchdown pass to wide receiver Chase Claypool with 1:09 left in the fourth quarter. A two-point conversion pass to running back James Conner succeeded and established the final margin.

Roethlisberger finished 47-for-68 passing for 501 yards.

The Steelers started the regular season 11-0 but finished at 12-4 and failed to win a playoff game for the fourth consecutive season.

The Steelers trailed by 25 at halftime, at 35-10, but tried to crawl back into the game with consecutive touchdown drives on their first two possessions of the third quarter.

GAME SUMMARY

	1	2	3	4	F
Browns	28	7	0	13	48
STEELERS	0	10	13	14	37

TEAM	Q	TIME	PLAY	DRIVE	SCORE
CLE	1	14:46	Joseph fumble recovery in end zone (Parkey kick)	--	7-0
CLE	1	9:46	Landry 40 pass from Mayfield (Parkey kick)	3-46, 0:58	14-0
CLE	1	4:40	Hunt 11 run (Parkey kick)	6-65, 3:00	21-0
CLE	1	1:56	Hunt 8 run (Parkey kick)	3-15, 1:22	28-0
PIT	2	1:44	Conner 1 run (Boswell kick)	13-89, 5:36	28-7
CLE	2	0:34	Hooper 7 pass from Mayfield (Parkey kick)	9-64, 1:10	35-7
PIT	2	0:00	Boswell 49 FG	5-37, 0:34	35-10
PIT	3	7:22	Ebron 17 pass from Roethlisberger (pass failed)	8-84, 3:45	35-16
PIT	3	2:57	Smith-Schuster 5 pass from Roethlisberger (Boswell kick)	12-68, 3:25	35-23
CLE	4	12:32	Chubb 40 pass from Mayfield (Parkey kick)	6-80, 2:20	42-23
PIT	4	11:08	Claypool 29 pass from Roethlisberger (pass failed)	4-76, 1:24	42-29
CLE	4	4:28	Parkey 24 FG	13-59, 6:40	45-29
CLE	4	2:51	Parkey 37 FG	4-6, 0:25	48-29
PIT	4	1:09	Claypool 7 pass from Roethlisberger (Pass to Conner pass)	8-77, 1:42	48-37

INDIVIDUAL STATS

RUSH	CLE: Chubb 18-76; Hunt 8-48 2 TD; Mayfield 5-3.
	PIT: Conner 11-37 TD; Snell 2-13; Watt 2-2; Roethlisberger 1-0.
PASS	CLE: Mayfield 34-21-0, 263, 3 TD. PIT: Roethlisberger 68-447-4, 501, 4 TD.
REC	CLE: Hooper 7-46 TD; Mayfield 5-92 TD; Chubb 4-69 TD; Higgins 2-28; Hunt 1-13; Peoples-Jones 1-8; Njoku 1-7. PIT: Smith-Schuster 13-157 TD; Johnson 11-117; Ebron 7-62 TD; Washington 5-72; Claypool 5-59, 2 TD; Conner 5-30; Snell 1-4.

TEAM STATS

	Browns	Steelers
First Downs	20 (8-12-0)	34 (5-29-0)
Third Downs	6-14 (43%)	8-15 (53%)
Fourth Downs	1-1 (100%)	3-3 (100%)
Total Net Yards	390	553
Plays-Avg.	65-6.0	84-6.6
Rushing Yards	127	52
Att.-Avg.	31-4.1	16-3.3
Passing Yards	263	501
Sacked by Opp.	34-21-0	68-47-4
Att.-Comp.-Int.	0/0	0/0
Punts-Avg.	5-39.6	3-41.7
Penalties	3-20	4-25
Fumbles-Lost	0-0	1-1
Time of Poss.	27:14	32:46



Kansas City Chiefs 42
Pittsburgh 21



2021 AFC WILD CARD (JAN. 16, 2022)

KANSAS CITY — The Chiefs were going nowhere on offense against Pittsburgh early Sunday night, so coach Andy Reid had wide receiver Mecole Hardman take a shotgun snap and hand off to running back Darrel Williams on a trick play.

Their exchange hit the ground, T.J. Watt picked it up and returned the fumble for a touchdown.

It was precisely the kind of play that should have energized the heavy underdogs, playing in a tough environment on the road, but it wound up doing something else entirely: It ticked off Chiefs quarterback Patrick Mahomes.

He proceeded to throw for 404 yards and five scores, leading Kansas City to the end zone on six straight possessions after the turnover, and the Chiefs cruised through the second half for a 42-21 wild-card victory.

Byron Pringle caught touchdown passes from both Mahomes and Kelce, and Jerick McKinnon and Tyreek Hill also had scoring catches, while the Chiefs (13-5) shut down the retiring Ben Roethlisberger and the Steelers offense.

Roethlisberger was 29 of 44 for 215 yards with two TD passes, providing the coda to a career that includes six Pro Bowl trips and two Super Bowl wins.

GAME SUMMARY

	1	2	3	4	F
STEELERS	0	7	7	7	21
Chiefs	0	21	14	7	42

TEAM	Q	TIME	PLAY	DRIVE	SCORE
PIT	2	10:41	Watt 26 fumble return (Boswell kick)	--	7-0
KC	2	5:45	McKinnon 4 pass from Mahomes (Butker kick)	8-76, 4:56	7-7
KC	2	1:55	Pringle 12 pass from Mahomes (Butker kick)	7-74, 2:43	7-14
KC	2	0:13	Kelce 48 pass from Mahomes (Butker kick)	6-80, 0:39	7-21
KC	3	10:13	Allegretti 1 pass from Mahomes (Butker kick)	9-68, 4:47	7-28
KC	3	9:14	Hill 31 pass from Mahomes (Butker kick)	2-29, 0:42	7-35
PIT	3	4:10	Johnson 13 pass from Roethlisberger (Boswell kick)	10-75, 5:04	14-35
KC	4	14:13	Pringle 2 pass from Kelce (Butker kick)	9-75, 4:57	14-42
PIT	4	7:36	Washington 15 pass from Roethlisberger (Boswell kick)	15-75, 6:37	21-42

INDIVIDUAL STATS

RUSH	PIT: Harris 12-29; Snell 2-15; Ballage 4-31; Roethlisberger2-(-1). KC: McKinnon 12-61; Mahomes 3-29; Hardman 2-6; Williams 1-4; Gore 3-3; Burton 1-3.
	PASS
REC	PIT: Roethlisberger 44-29-0, 215, 2 TD. KC: Mahomes 39-30-1, 404, 5 TD; Kelce 1-1-0, 2, 1 TD.
	PIT: Johnson 5-34 TD; Smith-Schuster 5-26; Gentry 4-33; Freiermuth 4-25; Claypool 3-25; Washington 2-37 TD; McCloud 2-20; Snell 2-16; Harris 2-(-1). KC: McKinnon 6-81 TD; Kelce 5-108 TD; Hill 5-57 TD; Pringle 5-37 2 TD; Robinson 4-76; Hardman 4-43; Bell 1-3; Allegretti 1-1 TD.

TEAM STATS

	Steelers	Chiefs
First Downs	19 (3-15-1)	26 (6-19-1)
Third Downs	7-16 (44%)	8-12 (67%)
Fourth Downs	2-2 (100%)	0-0 (0%)
Total Net Yards	257	478
Plays-Avg.	66-3.9	65-7.4
Rushing Yards	56	106
Att.-Avg.	20-2.8	22-4.8
Passing Yards	201	372
Sacked by Opp.	44-29-0	40-31-1
Att.-Comp.-Int.	3/34	2/14
Punts-Avg.	7-49.7	4-34.5
Penalties	4-45	3-25
Fumbles-Lost	2-1	2-1
Time of Poss.	30:00	30:00



Buffalo 31
Pittsburgh 17



2023 AFC WILD CARD (JAN. 15, 2024)

ORCHARD PARK — Offentimes in big games on the road, you have to weather the storm early, keep things close and try to win the game late.

But make some mistakes early, and it will cost you dearly.

That's what happened to the Steelers, as they turned the ball over twice early in the game and fell behind 21-0, only to storm back and make a game of it.

Unfortunately for the Steelers, the Bills have Josh Allen as their quarterback. And Allen proved too difficult to make a comeback against as he threw three TD passes and ran for another as Buffalo came away with a 31-17 victory over the Steelers in an AFC Super Wild Card playoff game here at Highmark Stadium.

The win sends the second-seeded Bills to the Divisional Round of the playoffs. They'll host the Chiefs next Saturday.

The Steelers see their season end at 10-8.

With heavy snowfall hitting the Buffalo area Saturday night into Sunday, the game was pushed back from its originally scheduled start time. Even with the extra day, the stands at Highmark Stadium were filled with snow at kickoff.

But the weather, which remained chilly — the temperature was 12 degrees at kickoff — didn't seem to affect Allen. He completed 21 of 30 passes for 203 yards and three TDs, while also running eight times for 74 yards and another score.

Rudolph, meanwhile, completed 22 of 39 passes for 229 yards and two TDs with one interception.

GAME SUMMARY

	1	2	3	4	F
STEELERS	0	7	3	7	17
Bills	14	7	3	7	31

TEAM	Q	TIME	PLAY	DRIVE	SCORE
BUF	1	7:02	Knox 9 pass from Allen (Bass kick)	10-80, 5:33	0-7
BUF	1	4:10	Kincaid 29 pass from Allen (Bass kick)	1-29, 0:05	0-14
BUF	2	7:01	Allen 52 run (Bass kick)	8-80, 3:51	0-21
PIT	2	1:39	Johnson 10 pass from Rudolph (Boswell kick)	5-33, 0:35	7-21
PIT	3	8:50	Boswell 40 FG	9-38, 4:34	10-21
BUF	3	1:32	Bass 45 FG	14-48, 7:18	10-24
PIT	4	10:32	Austin 7 pass from Rudolph (Boswell kick)	12-75, 6:00	17-24
BUF	4	6:27	Shakir 17 pass from Allen (Bass kick)	7-70, 4:05	17-31

INDIVIDUAL STATS	
RUSH	PIT: Warren 8-38; Harris 12-37; Rudolph 2-16; Pickens 1-15.
	BUF: Cook 18-79; Allen 8-74 TD; Johnson 8-26.
	BUF: Allen 30-21-0, 203, 3 TD.
PASS	PIT: Rudolph 39-22-1, 229, 2 TD.
	BUF: Allen 30-21-0, 203, 3 TD.
	PIT: Freiermuth 5-76; Pickens 5-50; Johnson 4-48 TD; Warren 2-16; Harris 2-15; Robinson 2-12; Austin 1-7 TD; Co. Heyward 1-5.
REC	BUF: Kincaid 3-59 TD; Diggs 7-52; Harty 1-34; Shakir 3-31 TD; Murray 2-13; Knox 1-9 TD; Cook 4-5.

TEAM STATS		
	Bills	Steelers
First Downs	24 (11-11-2)	22 (6-14-2)
Third Downs	5-12 (41.7%)	5-11 (45.5%)
Fourth Downs	1-1 (100%)	0-1 (0.0%)
Total Net Yards	368	324
Plays-Avg.	66-5.6	63-5.1
Rushing Yards	179	106
Att.-Avg.	34-5.3	23-4.6
Passing Yards	189	218
Sacked by Opp.	2.0/14	1.0/11
Att.-Comp.-Int.	30-21-0	39-22-1
Punts-Avg.	3-48.0	4-38.5
Penalties	2-24	6-50
Fumbles-Lost	0-0	2-1
Time of Poss.	33:19	26:41



Baltimore 28
Pittsburgh 14



2024 AFC WILD CARD (JAN. 11, 2025)

BLATIMORE — With the weather at M&T Bank Stadium chilly and missing Pro Bowl wide receiver Zay Flowers, who was out with a knee injury, the Baltimore Ravens decided to go ground-and-pound against the Steelers here Saturday night in their AFC Wild Card game.

Typically, that plays into the hands of the Steelers, who had the NFL's sixth-stingiest run defense in the regular season.

But most teams also don't have a dual threat at quarterback in Lamar Jackson and a hammer of a running back quite like Derrick Henry.

Unfortunately for the Steelers, the Ravens do.

Henry rushed for 186 yards and two TDs, including 100 yards on 13 first-half carries, and Jackson added another 80 yards on the ground to go with 175 yards passing and two TDs, as the Ravens ran the Steelers out of the playoffs, 28-14, Saturday night.

The loss ends the Steelers' season in the Wild Card round of the AFC playoffs for the fourth time since 2020, with the past three of those defeats coming on the road.

The win was also the second by the Ravens over the Steelers in their past two games after the Steelers had won seven of the previous eight meetings. The Steelers had beaten Baltimore, 18-16, in Pittsburgh earlier this season, but were beaten 34-17 in the rematch at M&T Bank Stadium in Week 16.

As had been the case in the second meeting, when Henry rushed for 162 yards, the Steelers got a healthy dose of Henry early and often, as he rushed for more than 150 yards in his fourth-straight playoff game, though first with Baltimore. Henry signed as a free agent with the Ravens in the offseason.

Steelers quarterback Russell Wilson wasn't able to keep pace, despite throwing for 270 yards and two TDs. The Steelers had just 29 rushing yards on 11 carries as the Steelers were outplayed 464-280.

GAME SUMMARY

	1	2	3	4	F
STEELERS	0	0	14	0	14
Ravens	7	14	7	0	28

TEAM	Q	TIME	PLAY	DRIVE	SCORE
BAL	1	4:45	Bateman 15 pass from Jackson (Tucker kick)	13-95, 7:13	0-7
BAL	2	4:09	Henry 8 run (Tucker kick)	13-85, 7:56	0-14
BAL	2	0:02	Hill 5 pass from Jackson (Bass kick)	9-80, 1:51	0-21
PIT	3	8:05	Jefferson 30 pass from Wilson (Boswell kick)	9-98, 3:24	7-21
BAL	3	5:49	Henry 44 run (Tucker kick)	4-70, 2:16	7-28
PIT	3	3:24	Pickens 36 pass from Wilson (Boswell kick)	5-70, 2:25	14-28

INDIVIDUAL STATS	
RUSH	PIT: Harris 6-17; Wilson 3-6; Warren 2-6.
	BAL: Henry 26-186
	2 TD; Jackson 15-81; Sims 1-15; Hill 6-12; Andrews 2-5.
PASS	PIT: Wilson 29-20-0, 270, 2 TD.
	BAL: Jackson 21-16-0, 175, 2 TD.
	PIT: Pickens 5-87 TD; Warren 4-19; Harris 3-41; Freiermuth 3-15; Jefferson 2-37 TD; Williams 1-37; Austin 1-25; Washington 1-9.
REC	BAL: Hill 4-13 TD; Likely 3-53; Miller 3-12; Andrews 2-27; Bateman 2-24 TD; Agholor 1-25; Wallace 1-21.

TEAM STATS		
	Ravens	Steelers
First Downs	29 (16-10-3)	11 (2-9-0)
Third Downs	10-15 (66.7%)	5-11 (45.5%)
Fourth Downs	1-1 (100%)	0-1 (0.0%)
Total Net Yards	464	280
Plays-Avg.	72-6.4	45-6.2
Rushing Yards	299	29
Att.-Avg.	50-6.0	11-2.6
Passing Yards	165	251
Sacked by Opp.	1.0/10	4.0/19
Att.-Comp.-Int.	21-16-0	29-20-0
Punts-Avg.	4-45.8	5-51.4
Penalties	3-14	7-41
Fumbles-Lost	0-0	0-0
Time of Poss.	39:33	20:27



Pittsburgh 16
Minnesota 6



SUPER BOWL IX (JAN. 12, 1975)

NEW ORLEANS —The Steelers made their first appearance in the Super Bowl and captured their first NFL Championship with a 16-6 victory.

The veteran Vikings, meanwhile, had been to the Super Bowl twice before. The Vikings had a savvy leader in quarterback Fran Tarkenton. The Steelers had a strong defense but their quarterback, Terry Bradshaw, was unproven.

The first half was dominated by both defenses. Pittsburgh concentrated on the middle of the Minnesota defensive line. One defensive tackle, Ernie Holmes, played over Vikings' center Mick Tingelhoff, while the other tackle, Joe Greene, lined up at an angle pointed directly at Tingelhoff. Holmes sometimes took on the Vikings' center directly, allowing Greene to knife through and pursue Tarkenton. At other times, Greene would smash into Tingelhoff while Holmes looped behind him.

The only score in the first half was a safety registered by the Pittsburgh Steelers. Fran Tarkenton fumbled a handoff to Dave Osborn, scrambled to recover the ball in the end zone, and was downed by Pittsburgh defensive end Dwight White.

Leading 2-0, Pittsburgh kicked to Minnesota to open the second half and the Vikings' Bill Brown fumbled and Marv Kellum recovered for Pittsburgh at the Minnesota 30. The Steelers took four plays to go the distance, with Franco Harris taking the ball in from the 9.

Harris was named game MVP. He ran for 158 yards on 34 tries, both new highs for the Super Bowl, and Rocky Bleier added 65 yards on 17 carries. Minnesota, meanwhile, managed only 17 yards rushing.

Denied on the ground, the Vikings weren't much better in the air. Tarkenton, under constant pressure from Greene, Holmes, White, and L.C. Greenwood, completed only 11-of-26 attempts for 102 yards—an average of fewer than four yards per pass.

Despite their dominance, Pittsburgh's 9-0 lead was far from safe, and it narrowed to 9-6 in the final quarter when Matt Blair blocked Bobby Walden's punt, and Terry Brown recovered in the end zone.

After that touchdown, Pittsburgh put the game on ice with a drive that began on its 34. The big play of the drive was a 30-yard toss from Bradshaw to Larry Brown, who later scored the final TD.

Soon after the ensuing kickoff, Pittsburgh's Mike Wagner intercepted a Tarkenton pass, and the Steelers held possession until the game was nearly over.



The Steelers celebrate their safety against Vikings' quarterback Fran Tarkenton in Super Bowl IX.

GAME SUMMARY

	1	2	3	4	F
STEELERS	0	2	7	7	16
Vikings	0	0	0	6	6

TEAM	Q	PLAY	SCORE
PIT	2	Safety (White downed Tarkenton in end zone)	— 2-0
PIT	3	Harris 9 run (Gerela kick)	4-30, 1:24 9-0
MIN	4	Brown Recovered blocked punt (kick failed)	— 9-6
PIT	4	Brown 4 pass from Bradshaw (Gerela kick)	11-66, 6:47 16-6

INDIVIDUAL STATS

RUSH	PIT: Harris 34-158, 1 TD; Bleier 17-65; Bradshaw 5-33; Swann 1-(-7). MIN: Foreman 12-18; Tarkenton 1-0; Osborn 8-(-1).
	PIT: Bradshaw 14-9-0, 96, 1 TD. MIN: Tarkenton 26-11-3, 102.
	PIT: Brown 3-49, 1 TD; Stallworth 3-24; Bleier 2-11; Lewis 1-12. MIN: Foreman 5-50; Voigt 2-31; Osborn 2-7; Gilliam 1-16; Reed 1-9.

TEAM STATS

	Steelers	Vikings
First Downs	17 (11-5-1)	9 (2-5-2)
Third Downs	7-18	5-12
Fourth Downs	0-0 (0%)	0-0 (0%)
Total Net Yards	333	119
Plays-Avg.	73-4.6	47-2.5
Rushing Yards	249	17
Att.-Avg.	57-4.4	21-0.8
Passing Yards	84	102
Sacked by Opp.	2-12	0-0
Att.-Comp.-Int.	14-9-0	26-11-3
Punts-Avg.	7-34.7	6-37.2
Penalties	8-122	4-18
Fumbles-Lost	4-2	3-2
Time of Poss.	30:36	29:24



Pittsburgh 21
Dallas 17



SUPER BOWL X (JAN. 18, 1976)

MIAMI—What were, at the time, the two most popular teams in the NFL met in Super Bowl X, and the contrast between their styles was as great as the hue of their jerseys.

The glitzy, white-clad Dallas Cowboys—“America’s Team”—combined a high-tech offense and a state-of-the-art Flex Defense to put on a dazzling show each Sunday. They were easy to like, and for once, they even had something of an underdog aura, having reached the Super Bowl as a Wild Card team. The black-clad Pittsburgh Steelers, out to defend their Super Bowl victory of the year before, lived by a Steel-hard defense occasionally spelled by a grind-it-out running attack that would have been at home in the NFL of the 1930s.

The Cowboys struck first when Roger Staubach zeroed in on Drew Pearson for a 29-yard touchdown pass.

Before the end of the quarter, Pittsburgh evened the score on a seven-yard pass from Terry Bradshaw to tight end Randy Grossman. Setting up the score was a 32-yard pass to Lynn Swann, whose health was questionable because of a concussion he had suffered in the AFC Championship Game. Swann outleaped a Dallas defender, then magically kept both feet inside the sideline to make his catch.

Dallas reclaimed the lead at 10-7 only 15 seconds into the second quarter when Toni Fritsch booted a 36-yard field goal.

Later, Pittsburgh’s Roy Gerela, playing at less than 100 percent because of a cracked rib he suffered making a tackle on the opening kickoff, shanked a field-goal try and Dallas went to the locker room with a 10-7 lead.

Defense continued to dominate in the scoreless third quarter. Pittsburgh sacked Staubach seven times during the game and forced him to scramble on numerous occasions. Moreover, they pressured him into an uncharacteristic 3 interceptions.

One of the interceptions set up another field-goal try by Gerela, but he pulled it left from 33 yards. Dallas safety Cliff Harris mockingly patted him on the helmet, only to be unceremoniously dumped on his hip pads by irate Pittsburgh linebacker Jack Lambert. The inspired Steelers dominated after that.

In the fourth quarter, Steelers reserve fullback Reggie Harrison blocked Mitch Hoopes’s punt. The ball rolled through the end zone for a safety to cut the Cowboys’ lead to 10-9. Gerela, who’d donned a corset to protect his ribs, regained his kicking touch with field goals of 36 and 18 yards to put the Steelers in front 15-10.

With 3:02 left in the game, Bradshaw lofted a long pass to game MVP Swann, who caught the ball at the five and took it over the goal line to complete a 64-yard lightning strike. Swann finished the day with 161 yards on four catches, a 40.3 average-per-catch. Gerela missed the extra point.

It took Staubach only 1:14 to get the touchdown back, completing a drive with a 34-yard bulls-eye to Percy Howard—the only pass Howard caught during his entire career.

GAME SUMMARY

	1	2	3	4	F
Cowboys	7	3	0	7	17
STEELERS	7	0	0	14	21

TEAM	Q	PLAY	SCORE
DAL	1	D. Pearson 29 pass from Staubach (Fritsch kick)	0-7
PIT	1	Grossman 7 pass from Bradshaw (Gerela kick)	7-7
DAL	2	Fritsch 36 FG	7-10
PIT	4	Safety, Harrison blocks kick	9-10
PIT	4	Gerela 36 FG	12-10
PIT	4	Gerela 18 FG	15-10
PIT	4	Swann 64 pass from Bradshaw (kick failed)	21-10
DAL	4	Howard 34 pass from Staubach (Fritsch kick)	21-17



Pittsburgh’s “Steel Curtain” defense forced Cowboys’ quarterback Roger Staubach into throwing three interceptions in the Steelers’ Super Bowl X victory.

Terry Hanratty replaced Bradshaw, still woozy from the hit suffered after his touchdown pass to Swann, but the Steelers were stalled on a fourth-and-9 at the Dallas 41 with almost a minute and a half to go. Coach Noll feared a blocked kick and called for a Rocky Bleier run that gained only 2 yards. Noll was gambling that his defense could stop the Cowboys.

Trailing only 21-17, Staubach had the ball back with more time than he usually needed to negotiate 61 yards. The Cowboys reached Pittsburgh’s 38. With five seconds left, Staubach launched his final pass into the end zone. Steelers Mike Wagner batted the ball, which was caught by the Steelers, Glen Edwards and the Steelers had their second consecutive Super Bowl victory.

INDIVIDUAL STATS

	DAL: Newhouse 16-56; Staubach 5-22; Dennison 5-16; Pearson 5-14.
RUSH	PIT: Harris 27-82; Bleier 15-51; Bradshaw 4-16.
	DAL: Staubach 24-15-3 204, 2 TD.
PASS	PIT: Bradshaw 19-9-0 209, 2 TD.
	DAL: P. Pearson 5-53; Young 3-31, 1 TD; D. Pearson 2-59, 1 TD; Newhouse 2-12; Howard 1-34, 1 TD; Fugett 1-9; Dennison 1-6.
REC	PIT: Swann 4-161, 1 TD; Stallworth 2-8; Harris 1-26; Grossman 1-7, 1 TD; Brown 1-7.

TEAM STATS

	Coyboys	Steelers
First Downs	14 (6-8-0)	13 (7-6-0)
Third Downs	4-15 (27%)	8-21 (38%)
Total Net Yards	270	339
Plays-Avg.	62-4.4	67-5.1
Rushing Yards	108	149
Att.-Avg.	31-3.5	46-3.2
Passing Yards	162	209
Att.-Comp.-Int.	24-15-3	19-9-0
Plays-Avg.	7-35	4-39.8
Fumbles-Lost	4-0	4-0
Penalties-Yds.	2-20	0-0



Pittsburgh 35
Dallas 21



SUPER BOWL XIII (JAN. 21, 1979)

MIAMI—This was more than just the first rematch in Super Bowl history: It re-staged what many still consider the most enjoyable and dramatic Super Bowl battle to that point. Opportunity—recognizing it and capitalizing on it—was the theme. Failure to embrace it would play a hand too. It was the Steelers, though, who managed a 35-31 victory.

Dallas had its chances. The Cowboys took a 14-7 lead in the second quarter when linebacker Mike Hegman simply took the ball away from Steelers quarterback Terry Bradshaw and ran 37 yards to score. But Bradshaw countered immediately with a 75-yard touchdown strike to John Stallworth.

In the third quarter, trailing 21-14, Dallas marched from its 42 to the Steelers' 10. On third-and-three, Cowboys quarterback Roger Staubach saw tight end Jackie Smith alone in the end zone. Smith slipped and fell reaching for Staubach's pass and Dallas settled for a 27-yard field goal.

Pittsburgh scored two touchdowns early in the fourth quarter—a 22-yard run by Franco Harris and an 18-yard pass from Bradshaw to Swann. Harris' score followed a pass-interference call against Dallas cornerback Benny Barnes, who was covering Swann. The mistake cost the Cowboys 33 yards. Dallas did score touchdowns with 2:27 and 22 seconds to play, on passes from Staubach to tight end Billy Joe Dupree and wide receiver Butch Johnson, but Pittsburgh held on to win, 35-31.

With the victory, the Steelers became the first team to win three Super Bowls. The two teams set a Super Bowl record for points scored



Steeler's quarterback Terry Bradshaw threw for 318 yards and four touchdowns in the 35-31 victory over Dallas in Super Bowl XIII.

GAME SUMMARY					
	1	2	3	4	F
STEELERS	7	14	0	14	35
Cowboys	7	7	3	14	31

TEAM	Q	TIME	PLAY	SCORE
PIT	1		Stallworth 28 pass from Bradshaw (Gerela kick)	7-0
DAL	1		Hill 39 pass from Staubach (Septien kick)	7-7
DAL	2		Hegman 37 fumble recovery return (Septien kick)	7-14
PIT	2		Stallworth 75 pass from Bradshaw (Gerela kick)	14-14
PIT	2		Bleier 7 pass from Bradshaw (Gerela kick)	21-14
DAL	3		Septien 27 FG	21-17
PIT	4		Harris 22 run (Gerela kick)	28-17
PIT	4		Swann 18 pass from Bradshaw (Gerela kick)	35-17
DAL	4		DuPree 7 pass from Staubach (Septien kick)	35-24
DAL	4		Johnson 4 pass from Staubach (Septien kick)	35-31

INDIVIDUAL STATS	
RUSH	PIT: Harris 20-68, 1 TD; Bleier 2-3; Bradshaw 2-(-5).
	DAL: Dorsett 15-96; Newhouse 8-3; Pearson 1-(-13); Staubach 4-37; Pearson 1-6; Laidlaw 3-12.
	PIT: Bradshaw 30-17-1, 318, 4 TD.
	DAL: Staubach 30-17-1, 228, 3 TD.
	PIT: Swann 7-154, 1 TD; Stallworth 3-115, 2 TD; Grossman 3-29; Harris 1-22; Bleier 1-7, 1 TD; Bell 2-21.
PASS	DAL: Dorsett 5-44; D. Pearson 4-73; Hill 2-49, 1 TD; Johnson 2-30, 1 TD; Dupree 2-17, 1 TD; P. Pearson 2-15.
REC	

TEAM STATS		
	Coyboys	Steelers
First Downs	19 (2-15-2)	20 (6-13-1)
Third Downs	9-15 (60%)	9-16 (56%)
Total Net Yards	357	317
Plays-Avg.	58-6.2	67-4.7
Rushing Yards	66	141
Att.-Avg.	24-2.8	32-4.4
Passing Yards	291	176
Att.-Comp.-Int.	30-17-1	30-17-1
Punts-Avg.	3-43.0	5-39.6
Fumbles-Lost	2-2	3-2
Penalties-Yds.	5-35	9-89



Pittsburgh 31
Los Angeles Rams 19



SUPER BOWL XIV (JAN. 20, 1980)

PASADENA —There was a moment of heroism and self-sacrifice when an old warrior, Los Angeles Rams defensive end Jack Youngblood, announced his intention to play in his team's first Super Bowl despite a fractured leg.

There was a rush of "What if?" euphoria as the underdog Rams took a 19-17 lead into the fourth quarter.

And there was cold reality: Pittsburgh, a team with as much patience as talent, struck quickly and surely for two touchdowns in the fourth quarter and it was over. The 31-19 victory was the Steelers' fourth in the Super Bowl in only six seasons.

The signature image of Super Bowl XIV is of Steelers wide receiver John Stallworth at the Rams' 32, looking back over his head for a lofty Terry Bradshaw pass, catching it in stride just over the outstretched arms of Rams cornerback Rod Perry, and continuing into the end zone for a 73-yard touchdown.

The Steelers had taken the lead and then surrendered it in the third quarter. Bradshaw hit wide receiver Lynn Swann over the middle for a 47-yard score. The Rams came back with a 24-yard halfback pass from Lawrence McCutcheon to Ron Smith that made it 19-17 before Bradshaw-to-Stallworth put Pittsburgh ahead for good.

Los Angeles intercepted Bradshaw three times, but it was the Steelers' lone interception—by Jack Lambert—that punctuated the ending. With the score 24-19 and the Rams driving, Lambert intercepted a pass from quarterback Vince Ferragamo at the Pittsburgh 14.

For the second year in a row, Bradshaw was named the game's most valuable player after passing for 309 yards and 2 touchdowns.



Steelers' running back Franco Harris ran for two touchdowns, including the game's final score, as Pittsburgh recorded a 31-19 win over the Los Angeles Rams in Super Bowl XIV.

GAME SUMMARY					
	1	2	3	4	F
Rams	7	6	6	0	19
STEELERS	3	7	7	14	31

TEAM	Q	PLAY	SCORE
PIT	1	Bahr 41 FG	3-0
LA	1	Bryant 1 run (Corral kick)	3-7
PIT	2	Harris 1 run (Bahr kick)	10-7
LA	2	Corral 31 FG	10-10
LA	2	Corral 45 FG	10-13
PIT	3	Swann 47 pass from Bradshaw (Bahr kick)	17-13
LA	3	Smith 24 pass from McCutcheon (kick failed)	17-19
PIT	4	Stallworth 73 pass from Bradshaw (Bahr kick)	24-19
PIT	4	Harris 1 run (Bahr kick)	31-19

INDIVIDUAL STATS	
RUSH	LAR: Tyler 17-60; Bryant 6-30, 1 TD; McCutcheon 5-10; Ferragamo 1-7.
	PIT: Harris 20-46, 2 TD; Bleier 10-25; Bradshaw 3-9; Thornton 4-4.
	LAR: Ferragamo 25-15-1, 212; McCutcheon 1-1-0, 24, 1 TD.
	PIT: Bradshaw 21-14-3, 309, 2 TD.
PASS	LAR: Waddy 3-75; Bryant 3-21; Tyler 3-20; Dennard 2-32; Nelson 2-20; Hill 1-28; Smith 1-24, 1 TD; McCutcheon 1-16.
	PIT: Swann 5-79, 1 TD; Stallworth 3-121, 1 TD; Harris 3-66; Cunningham 2-21; Thornton 1-22.
REC	

TEAM STATS		
	Rams	Steelers
First Downs	16 (6-9-1)	19 (8-10-1)
Third Downs	6-16 (38%)	9-14 (64%)
Total Net Yards	301	393
Plays-Avg.	59-5.1	58-6.8
Rushing Yards	107	84
Att.-Avg.	29-3.7	37-2.3
Passing Yards	194	309
Att.-Comp.-Int.	26-16-1	21-14-3
Punts-Avg.	5-44.0	2-42.5
Fumbles-Lost	0-0	0-0
Penalties-Yds.	2-26	6-65



Dallas 27
Pittsburgh 17



SUPER BOWL XXX (JAN. 28, 1996)

TEMPE—After producing 10 lopsided outcomes in its last 12 editions, the Super Bowl was due for some drama. Pittsburgh was up to the task and made a game of it, but the game turned on two interceptions by the game's Most Valuable Player, Dallas cornerback Larry Brown as the Steelers fell to the Cowboys, 27-17.

The first of Brown's interceptions came midway through the third quarter. No Steelers receiver was within 10 yards when Brown accepted Neil O'Donnell's misfired pass at the Cowboys' 38 and returned it 44 yards to the Steelers' 18. Troy Aikman's pass to Michael Irvin took Dallas to the one, and Emmitt Smith scored to give the Cowboys a 20-7 lead.

The Steelers made it 20-10 with Norm Johnson's 46-yard field goal, and then recovered an onside kick. They reduced the gap to 20-17 when Bam Morris scored from the one with 6:36 to play. With 4:15 left, Pittsburgh had the ball again at its 32 after forcing Dallas to punt.

Two plays later, Brown intercepted O'Donnell at the Steelers' 39 and returned it to the six. Smith scored from the four two plays later, and the Cowboys had locked up their record-tying fifth Super Bowl. The Steelers never led, and Dallas scored on its first three possessions—a three-yard pass from Aikman to tight end Jay Novacek and two field goals by Chris Boniol—for a 13-0 lead. Shortly before halftime, the Steelers made it 13-7 when O'Donnell threw a six-yard touchdown pass to Yancey Thigpen.

The statistical irony of the day was that O'Donnell entered the game as the NFL's career leader in fewest interceptions per pass attempt. On the game's final play, he was intercepted for the third time.



Pittsburgh's defense limited Dallas to just 56 rushing yards in their Super Bowl XXX matchup.

GAME SUMMARY					
	1	2	3	4	F
Cowboys	10	3	7	7	27
STEELERS	0	7	0	10	17

TEAM	Q	PLAY	DRIVE	SCORE
DAL	1	Boniol 42 FG	7-47, 2:55	0-3
DAL	1	Novacek 3 pass from Aikman (Boniol kick)	8-75, 4:35	0-10
DAL	2	Boniol 35 FG	14-62, 8:44	0-13
PIT	2	Thigpen 6 pass from O'Donnell	13-54, 3:39	7-13
DAL	3	Smith 1 run (Boniol kick)	2-18, 0:36	7-20
PIT	4	Johnson 46 FG	11-52, 4:13	10-20
PIT	4	Morris 1 run (Johnson kick)	9-52, 4:44	17-20
DAL	4	Smith 4 run (Boniol kick)	2-6, 0:18	17-27

INDIVIDUAL STATS	
RUSH	DAL: Smith 18-49, 2 TD; Johnston 2-8; Williams 1-2; Aikman 4-(-3).
	PIT: Morris 19-73, 1 TD; Pegram 6-15; Stewart 4-15; O'Donnell 1-0; Williams 1-0.
	DAL: Aikman 23-15-0, 209, 1 TD.
	PIT: O'Donnell 49-28-3, 239, 1 TD.
PASS	DAL: Irvin 5-76; Novacek 5-50; Williams 2-29; Sanders 1-47; Johnston 1-4; Smith 1-3.
	PIT: Hastings 10-98; Mills 8-78; Thigpen 3-19, 1 TD; Morris 3-18; Holliday 2-19; Williams 2-7.

TEAM STATS		
	Cowboys	Steelers
First Downs	15 (5-10-0)	25 (9-15-1)
Third Downs	2-10 (20%)	9-19 (47%)
Total Net Yards	254	310
Plays-Avg.	50-5.1	84-3.7
Rushing Yards	56	103
Att.-Avg.	25-2.2	31-3.3
Passing Yards	198	207
Att.-Comp.-Int.	23-15-0	49-28-3
Punts-Avg.	5-38.2	4-44.8
Fumbles-Lost	0-0	2-0
Penalties-Yds.	5-25	2-15



Pittsburgh 21
Seattle 10



SUPER BOWL XL (FEB. 5, 2006)

DETROIT –Pittsburgh won its fifth Super Bowl title and its first in 26 years as it captured a 21-10 victory over the Seattle Seahawks at Ford Field. The Steelers’ fifth title matched the most in NFL history, tying the San Francisco 49ers and Dallas Cowboys.

Backed by predominantly a Pittsburgh crowd, the Steelers were led by Super Bowl MVP Hines Ward, who finished with a game-high 123 receiving yards on five catches (24.6 avg.) with one touchdown.

Pittsburgh struggled offensively in the first quarter as it did not gain a single first down, but found itself down only 3-0 after Seattle’s Josh Brown booted a 47-yard field goal with 22 seconds remaining in the opening period.

The Steelers’ offense came to life briefly on their first drive of the second quarter, including a 18-yard end-around run by Ward, but it was stalled as QB Ben Roethlisberger was picked off by the Seahawks’ S Michael Boulware.

However, Pittsburgh’s defense, which gave up just three points in both of its two previous games in the first half, continued to buckle down and halt any Seattle chances of extending its lead.

The Steelers finally got on the board late in the second quarter as Roethlisberger followed a block by RB Jerome Bettis and dove into the end zone for a one-yard touchdown run, giving Pittsburgh a 7-3 halftime lead. It was his second postseason rushing touchdown and the first-ever by a Steelers’ quarterback in a Super Bowl.

Pittsburgh came out of halftime and stretched its lead to 14-3 on the second play of the half as RB Willie Parker darted 75 yards for a score, just 22 seconds into the third quarter. The 75-yard run was the longest in Super Bowl history, surpassing L.A. Raider Marcus Allen’s 74-yard run against Washington in Super Bowl XVIII.

After a missed field goal by Brown on Seattle’s first drive of the second half, the Steelers appeared on the verge of breaking the game open as they drove down to the Seahawks’ seven-yard line on the ensuing drive. However, Roethlisberger threw an interception at the four-yard line to Kelly Herndon, which he returned 76 yards to the Pittsburgh 20. Three plays later Seattle scored on a 16-yard pass from QB Matt Hasselbeck to TE Jeramy Stephens to cut the lead to 14-10.

The Seahawks had an opportunity to take the lead early in the fourth quarter before Hasselbeck was picked off by CB Ike Taylor at the Steelers’ five-yard line. Taylor finished with a team-best seven tackles.

Pittsburgh all but sealed the game four plays later on a gadget play, which became a part of the Steelers’ arsenal throughout the season. WR Antwaan Randle El took a reverse handoff from Parker and threw a 43-yard strike to Ward, pushing the Pittsburgh lead to 21-10 with just under nine minutes remaining in the game. Randle El became the first wide receiver in Super Bowl history to throw for a touchdown.

The Steelers’ defense clamped down on the final two Seattle possessions while the offense milked the clock for over four minutes in the final minutes of the game to post the victory.

GAME SUMMARY

	1	2	3	4	F
Seahawks	3	0	7	0	10
STEELERS	0	7	7	7	21

TEAM	Q	TIME	PLAY	DRIVE	SCORE
SEA	1	0:22	Brown 47 FG	7-22; 3:39	0-3
PIT	2	1:55	Roethlisberger 1 run (Reed kick)	11-59; 6:20	7-3
PIT	3	14:38	Parker 75 run (Reed kick)	2-75; 0:22	14-3
SEA	3	6:45	Stevens 16 pass from Hasselbeck (Brown kick)	3-20; 0:53	14-10
PIT	4	8:56	Ward 43 pass from Randle El (Reed kick)	4-56; 1:50	21-10



Pittsburgh’s Deshaun Townsend had one of three sacks in the Steelers’ 21-10 victory over the Seattle Seahawks in Super Bowl XL.

Roethlisberger became the youngest starting quarterback to win a Super Bowl and finished 9-of-21 for 123 yards. Parker finished with a team-high 93 yards on 10 carries, while Bettis added 43 yards on 14 rushes.

Pittsburgh’s defense racked up three sacks, including one each from CB Deshaun Townsend, LB Clark Haggans and NT Casey Hampton.

INDIVIDUAL STATS

RUSH	SEA: Alexander 20-95; Hasselbeck 3-35; Strong 2-7.
	PIT: Parker 10-93, 1 TD; Bettis 14-43; Roethlisberger 7-25, 1 TD; Ward 1-18; Haynes 1-2.
	SEA: Hasselbeck 49-26-1, 273, 1 TD.
PASS	PIT: Roethlisberger 21-9-2, 123, 0 TDs; Randle El 1-1-0, 43, 1 TD.
	SEA: Ingram 6-70; Jurevicius 5-93; Jackson 5-50; Stevens 3-25, 1 TD; Strong 2-15; Hannam 2-12; Alexander 2-2; Morris 1-6.
	PIT: Ward 5-123, 1 TD; Randle El 3-22; Wilson 1-20; Parker 1-1.

TEAM STATS

	Seahawks	Steelers
1st Downs	20 (5-15-0)	14 (6-8-0)
3rd Downs	5-17 (29%)	8-15 (53%)
4th Downs	1-2 (50%)	0-0 (0%)
Total Net Yards	396	339
Plays-Avg.	77-5.1	56-6.1
Rushing Yards	137	181
Rush Att.-Avg.	25-5.5	33-5.5
Passing Yards	259	158
Sacks	1-8	3-14
Att.-Comp.-Int.	49-26-1	22-10-2
Punts-Avg.	6-50.2	6-48.7
Penalties	7-70	3-20
Fumbles-Lost	0-0	0-0
Time of Poss.	33:02	26:58



Pittsburgh 27
Arizona 23



SUPER BOWL XLIII (FEB. 1, 2009)

TAMPA –Trailing by three points with only 2:30 left in the fourth quarter, QB Ben Roethlisberger led the Steelers on an eight-play, 78-yard scoring drive, punctuated by a six-yard touchdown pass to WR Santonio Holmes to clinch the Steelers' NFL record sixth Lombardi Trophy with a 27-23 victory over the Arizona Cardinals in Super Bowl XLIII.

Pittsburgh, which led most of the evening, struck first after Arizona deferred the opening kick. Roethlisberger and WR Hines Ward connected for a 38-yard gain on the Steelers' second play from scrimmage, setting up an eventual 18-yard field goal by K Jeff Reed to make it 3-0.

RB Gary Russell increased that lead to double digits, 10-0, when he plunged in from one-yard out early in the second quarter. Arizona quickly answered that score as QB Kurt Warner hit TE Ben Patrick in the back of the end zone on a one-yard scoring strike to cut the Pittsburgh lead to 10-7.

Arizona appeared as though they were going to take their first lead as the first half was set to expire, but LB James Harrison swung momentum back into Pittsburgh's favor by intercepting Warner at the goal-line, racing 100 yards behind several outstanding blocks by his teammates, and diving into the end zone with two Cardinals on his back for the longest play in Super Bowl history, and a 17-7 Steelers advantage at the half.

A 21-yard field goal by Reed capped a 16-play, 79-yard drive which took 8:39 off the third quarter clock, upping the Steelers' lead to 20-7.

Arizona got back onto the scoreboard midway through the fourth quarter as Warner tossed another one-yard score, this time to WR Larry Fitzgerald, cutting the Steelers' lead to 20-14. A costly holding penalty in the end zone against Steelers' C Justin Hartwig gave the Cardinals a safety, further decreasing the Steelers' advantage to 20-16.

On the second play following the ensuing free kick, Warner found Fitzgerald on a 64-yard scoring strike through the middle of the Steelers' defense to give Arizona its first lead of the night, 23-20.


Roethlisberger and the Steelers were down, but not out. Backed up to their own 12-yard line following a holding call, Roethlisberger promptly completed four-of-six passes, three to Holmes, including a 40-yarder that moved the ball to the Arizona six. On second-and-goal, Roethlisberger scrambled to his right and threaded a perfect pass through three defenders, where Holmes kept his toes in bounds for a six-yard touchdown reception and a 27-23 Steelers' lead with 42 seconds remaining.

Arizona had one more chance, but LB LaMarr Woodley sacked Warner, forcing a fumble recovered by DE Brett Keisel, and the Steelers had their second championship in four seasons.

GAME SUMMARY

	1	2	3	4	F
STEELERS	3	14	3	7	27
Cardinals	0	7	0	16	23

TEAM	Q	TIME	PLAY	DRIVE	SCORE
PIT	1	9:45	Reed 18 FG	9-71; 5:15	3-0
PIT	2	14:01	Russell 1 run (Reed kick)	11-69; 7:12	10-0
ARI	2	8:34	Patrick 1 pass from Warner (Rackers kick)	9-83; 5:27	10-7
PIT	2	0:00	Harrison 100 interception return (Reed kick)	--; --	17-7
PIT	3	2:11	Reed 21 FG	16-79; 8:39	20-7
ARI	4	7:33	Fitzgerald 1 pass from Warner (Rackers kick)8-87; 3:57	20-14	
ARI	4	2:58	Safety (Hartwig Holding in End Zone)	--; --	20-16
ARI	4	2:37	Fitzgerald 64 pass from Warner (Rackers kick)2-64; 0:21	20-23	
PIT	4	0:35	Holmes 6 pass from Roethlisberger (Reed kick)8-78; 2:02	27-23	



WR Santonio Holmes catches the game-winning six-yard touchdown pass from QB Ben Roethlisberger to seal the Steelers' victory in Super Bowl XLIII.

Holmes was named the game's MVP after catching nine passes for 131 yards (14.6 avg.) and the game-winning touchdown reception. He caught four passes for 73 yards on the winning drive. Roethlisberger finished 21-of-30 for 256 yards with one touchdown and one interception for a passer rating of 93.2.TE Heath Miller caught five passes for 57 yards (11.4 avg.).

Defensively, Woodley recorded both Steelers' sacks, giving him two sacks in each of his four postseason games, an NFL record.

INDIVIDUAL STATS

PIT: Parker 19-53; Moore 1-6; Roethlisberger 4-2; Russell 2-(-3), 1 TD.
ARI: James 9-33; Warner 1-0; Hightower 1-0; Arrington 1-0.
RUSH
PIT: Roethlisberger 30-21-1, 256, 1 TD.
ARI: Warner 43-31-1, 377, 3 TD.
PASS
PIT: Holmes 9-131, 1 TD; Miller 5-57; Ward 2-43; Washington 1-11; Davis 1-6; Spaeth 1-6; Moore 1-4; Parker 1-(-2).
REC
ARI: Boldin 8-84; Fitzgerald 7-127, 2 TD; Breaston 6-71; James 4-28; Arrington 2-35; Hightower 2-13; Urban 1-18; Patrick 1-1, 1 TD.

TEAM STATS

	Steelers	Cardinals
1st Downs	20 (4-12-4)	23 (2-20-1)
3rd Downs	4-10 (40%)	3-8 (38%)
4th Downs	0-0 (0%)	0-0 (0%)
Total Net Yards	292	407
Plays-Avg.	58-5.0	57-7.1
Rushing Yards	58	33
Rush Att.-Avg.	26-2.2	12-2.8
Passing Yards	234	374
Sacks	2-3	2-22
Att.-Comp.-Int.	30-21-1	43-31-1
Punts-Avg.	3-46.3	5-36.0
Penalties	7-56	11-106
Fumbles-Lost	0-0	2-1
Time of Poss.	33:01	26:59



Green Bay 31
Pittsburgh 25



SUPER BOWL XLV (FEB. 6, 2011)

ARLINGTON —The Steelers could not overcome an early 18-point deficit and fell short in their quest for their seventh Super Bowl victory, losing to the Green Bay Packers 31-25 in Super Bowl XLV.

The Packers struck first when QB Aaron Rodgers found WR Jordy Nelson for a 29-yard touchdown pass late in the first quarter to give Green Bay the 7-0 lead. Only 24 seconds later, Steelers' QB Ben Roethlisberger was picked off by S Nick Collins, who returned it 37 yards for a touchdown to give the Packers a 14-0 lead at the end of the first quarter.

The Steelers got on the board early in the second quarter when K Shaun Suisham connected from 33 yards to cut the Packers' lead to 14-3. On the Steelers' next possession, Roethlisberger was picked off again. On the Packers' ensuing drive, Rodgers found WR Greg Jennings for a 21-yard touchdown to put Green Bay ahead 21-3.

The Steelers though would cut the lead to 21-10 when WR Hines Ward caught an eight-yard touchdown pass from Roethlisberger late in the first half. Ward finished the game with seven catches for 78 yards and one touchdown.

Pittsburgh cut the lead to 21-17 in the third quarter when RB Rashard Mendenhall scored from eight yards. Mendenhall finished with a game-high 63 yards rushing and one touchdown.

The Steelers' defense forced the Packers to punt on every third-quarter possession, and the offense looked to take the lead. However, on the first play of the fourth quarter, Mendenhall fumbled, the Packers marched down the field, and Rodgers found Jennings again, this time for an eight-yard score, increasing their lead to 28-17.

The Steelers, however, responded on their ensuing possession as Roethlisberger found WR Mike Wallace for a 25-yard touchdown pass, and with a two-point conversion, the Steelers were only down 28-25.

On the Packers' next drive, K Mason Crosby connected from 23 yards out to give Green Bay a six-point lead. The Steelers still had time, taking over with two minutes left in the game, but they failed to convert a fourth-and-five from their own 33-yard line.



WR Mike Wallace caught nine passes for 89 yards, including a 25-yard TD pass, in Super Bowl XLV.

GAME SUMMARY

	1	2	3	4	F
STEELERS	0	10	7	8	25
Packers	14	7	0	10	31

TEAM	Q	TIME	PLAY	DRIVE	SCORE
GB	1	3:44	Nelson 29 pass from Rodgers (Crosby kick)	9-80; 4:33	0-7
GB	1	3:20	Collins 37 interception return (Crosby kick)	--; --	0-14
PIT	2	11:08	Suisham 33 FG	13-49; 7:12	3-14
GB	2	2:24	Jennings 21 pass from Rodgers (Crosby kick)	4-53; 2:04	3-21
PIT	2	0:39	Ward 8 pass from Roethlisberger (Suisham kick)	7-77; 1:45	10-21
PIT	3	10:19	Mendenhall 8 run (Suisham kick)	5-50; 2:20	17-21
GB	4	11:57	Jennings 8 pass from Rodgers (Crosby kick)	8-55; 2:53	17-28
PIT	4	7:34	Wallace 25 pass from Roethlisberger (Suisham kick)	7-66; 4:23	25-28
GB	4	2:07	Crosby 23 FG	10-70; 5:27	25-31

INDIVIDUAL STATS

RUSH	PIT: Mendenhall 14-63, 1 TD; Roethlisberger 4-31; Redman 2-19; Moore 3-13.
	GB: Starks 11-52; Rodgers 2-(-1).
	PIT: Roethlisberger 40-25-2, 263, 2 TD.
PASS	GB: Rodgers 39-24-0, 304, 3 TD.
	PIT: Wallace 9-89, 1 TD; Ward 7-78, 1 TD; Randle El 2-50; Sanders 2-17; Miller 2-12; Spaeth 1-9; Mendenhall 1-7; Brown 1-1.
	GB: Nelson 9-140, 1 TD; Jones 5-50; Jennings 4-64, 2 TD; Driver 2-28; Jackson 1-14; Quarless 1-5; Hall 1-2; Crabtree 1-1.

REC

TEAM STATS

	Steelers	Cardinals
1st Downs	19 (8-11-0)	15 (4-11-0)
3rd Downs	7-13 (54%)	6-13 (46%)
4th Downs	0-1 (0%)	0-0 (0%)
Total Net Yards	387	338
Plays-Avg.	64-6.0	55-6.1
Rushing Yards	126	50
Rush Att.-Avg.	23-5.5	13-3.8
Passing Yards	261	288
Sacks	40-25-2	39-24-0
Att.-Comp.-Int.	3-16	1-2
Punts-Avg.	3-51.0	6-40.5
Penalties	6-55	7-67
Fumbles-Lost	1-1	1-0
Time of Poss.	33:25	26:35

POSTSEASON EXPERIENCE AS STEELERS (42)			
Games	Player(s)	Name	
10	1	K Chris Boswell	
9	1	DT Cameron Heyward	
5	1	LB Tyler Matakevich	
4	4	LB T.J. Watt	S Minkah Fitzpatrick
		LB Alex Highsmith	CB Cam Sutton
3	8	OT Dan Moore Jr.	TE Pat Freiermuth
		RB Najee Harris	S Miles Killebrew
		LS Christian Kuntz	DT Montravius Adams Sr.
		DL Isaiahh Loudermilk	CB James Pierre
1	16	T Broderick Jones	G Isaac Seumalo
		RB Najee Harris	WR George Pickens
		WR Calvin Austin III	RB Jaylen Warren
		TE Darnell Washington	TE Connor Heyward
		CB Joey Porter Jr.	DL Larry Ogunjobi
		G Spencer Anderson	LB Elandon Roberts
		LB Mark Robinson	DT Keanuu Benton
		S Damontae Kazee	LB Nick Herbig
1	11	G James Daniels	OL John Leglue
		G Nate Herbig	CB Beanie Bishop Jr.
		QB Justin Fields	C Zach Frazier
		CB Donte Jackson	OL Ryan McCollum
		P Corliss Waitman	LB Payton Wilson
		OL Calvin Anderson	
POSTSEASON EXPERIENCE ON OTHER NFL TEAMS (30)			
Games	Player(s)	Name	
15	1	QB Russell Wilson (Seattle)	
11	1	LB Elandon Roberts (New England, Miami)	
9	2	G Isaac Seumalo (Philadelphia)	
		LB Tyler Matakevich (Buffalo)	
8	2	DL Dean Lowry (Green Bay)	
		LB Preston Smith (Washington, Green Bay)	
7	2	S Eric Rowe (New England, Miami)	
		WR Scotty Miller (Tampa Bay)	
6	1	WR Van Jefferson (L.A. Rams)	
5	7	P Cameron Johnston (Philadelphia, Houston)	
		TE MyCole Pruitt (Minnesota, Atlanta)	
		RB Cordarrelle Patterson (Minnesota, New England, Chicago)	
		LB Patrick Queen (Baltimore)	
		WR Quez Watkins (Philadelphia)	
		OL Max Scharping (Houston, Cincinnati)	
		WR Ben Skowronek (L.A. Rams)	
3	5	S Damontae Kazee (Atlanta, Dallas)	
		DT Larry Ogunjobi (Cleveland, Cincinnati)	
		CB Anthony Averett (Baltimore)	
		CB Cam Sutton (Detroit)	
		S Deshon Elliott (Baltimore, Miami)	
2	4	DT Montravius Adams Sr. (Green Bay)	
		G Nate Herbig (Philadelphia)	
		WR Mike Williams (L.A. Chargers)	
		WR Jamal Agnew (Jacksonville)	
1	5	G James Daniels (Chicago)	
		DL Breiden Fehoko (L.A. Chargers)	
		LB Cole Holcomb (Washington)	
		S Miles Killebrew (Detroit)	
		LB Jeremiah Moon (Baltimore)	

NO POSTSEASON EXPERIENCE (20)		
QB Kyle Allen, OL Dylan Cook, OL Troy Fautanu, LB Devin Harper, CB C.J. Henderson, CB D'Shawn Jamison, WR Brandon Johnson, DE DeMarvin Leal, DL Logan Lee, LB Eku Leota, G Mason McCormick, OT Doug Nestor, RB Aaron Shampkin, DL Jacob Slade, TE Matt Sokol, CB Cory Trice Jr., RB Jonathan Ward, S Ryan Watts, LB Julius Weischof, WR Roman Wilson		
SUPER BOWL EXPERIENCE (3)		
Games	Player(s)	Name
3	1	Elandon Roberts (New England)
2	2	G Isaac Seumalo (Philadelphia)
		QB Russell Wilson (Seattle)
1	1	WR Van Jefferson (L.A. Rams)
		RB Cordarrelle Patterson (New England)
		WR Quez Watkins (Philadelphia)
PLAYOFF BERTHS SINCE 1970 AFL-NFL MERGER		
Rank	Berths	Team
1.	34	Pittsburgh Steelers
2.	32	Dallas Cowboys
3.	30	Minnesota Vikings
4.	28	San Francisco 49ers
5.	27	New England Patriots
	27	Philadelphia Eagles
7.	26	Green Bay Packers
8.	25	L.A. Rams
	25	Miami Dolphins
10.	24	Indianapolis Colts
DIVISION TITLES SINCE 1970 AFL-NFL MERGER		
Rank	Titles	Team
1.	24	Pittsburgh Steelers
2.	22	San Francisco 49ers
	22	Dallas Cowboys
4.	21	New England Patriots
5.	19	Minnesota Vikings
6.	16	Green Bay Packers
7.	15	Denver Broncos
	15	Indianapolis Colts
	15	L.A. Rams
	15	Kansas City Chiefs
POSTSEASON WINS SINCE 1970 AFL-NFL MERGER		
Rank	Wins	Team
1.	38	San Francisco 49ers
2.	36	Pittsburgh Steelers
	36	New England Patriots
4.	35	Dallas Cowboys
5.	25	Green Bay Packers
6.	23	L.A. Rams
	23	Denver Broncos
8.	22	Las Vegas Raiders
	22	Philadelphia Eagles
10.	21	N.Y. Giants
	21	Washington Commanders

STEELERS IN THE POSTSEASON (36-30)								
Year	Record	Game	Date	Opponent	Attendance	Steelers	Opponent	Result
1947	8-4	Eastern Division Playoff	12/21/1947	Philadelphia	35,729	0	21	L
1962	9-5	Playoff Bowl	01/06/1963	Detroit	36,284	10	17	L
1972*	11-3	AFC Divisional Playoff	12/23/1972	Oakland	50,327	13	7	W
		AFC Championship	12/31/1972	Miami	50,845	17	21	L
1973	10-4	AFC Divisional Playoff	12/22/1973	at Oakland	52,646	14	33	L
1974*+	10-3-1	AFC Divisional Playoff	12/22/1974	Buffalo	49,841	32	14	W
		AFC Championship	12/29/1974	at Oakland	53,800	24	13	W
		Super Bowl IX	01/12/1975	Minnesota	80,997	16	6	W
1975*+	12-2	AFC Divisional Playoff	12/27/1975	Baltimore	49,557	28	10	W
		AFC Championship	01/04/1976	Oakland	50,609	16	10	W
		Super Bowl X	01/18/1976	Dallas	80,187	21	17	W
1976*	10-4	AFC Divisional Playoff	12/19/1976	at Baltimore	59,296	40	14	W
		AFC Championship	12/26/1976	at Oakland	53,821	7	24	L
1977*	9-5	AFC Divisional Playoff	12/24/1977	at Denver	75,059	21	34	L
1978*+	14-2	AFC Divisional Playoff	12/30/1978	Denver	50,230	33	10	W
		AFC Championship	01/07/1979	Houston	50,725	34	5	W
		Super Bowl XIII	01/21/1979	Dallas	79,484	35	31	W
1979*+	12-4	AFC Divisional Playoff	12/30/1979	Miami	50,214	34	14	W
		AFC Championship	01/06/1980	Houston	50,475	27	13	W
		Super Bowl XIV	01/20/1980	L.A. Rams	103,985	31	19	W
1982	6-3	AFC Wild Card	01/09/1983	San Diego	53,546	28	31	L
1983*	10-6	AFC Divisional Playoff	01/01/1984	at L.A. Raiders	90,380	10	38	L
1984*	9-7	AFC Divisional Playoff	12/30/1984	at Denver	74,981	24	17	W
		AFC Championship	01/06/1985	at Miami	76,029	28	45	L
1989	9-7	AFC Wild Card Game	12/31/1989	at Houston	58,306	26	23	W, OT
		AFC Divisional Playoff	01/07/1990	at Denver	75,868	23	24	L
1992*	11-5	AFC Divisional Playoff	01/09/1993	Buffalo	60,407	3	24	L
1993	9-7	AFC Wild Card Game	01/08/1994	at Kansas City	75,868	24	27	L, OT
1994*	12-4	AFC Divisional Playoff	01/07/1995	Cleveland	58,185	29	9	W
		AFC Championship	01/15/1995	San Diego	61,545	13	17	L
1995*+	11-5	AFC Divisional Playoff	01/06/1996	Buffalo	50,072	40	21	W
		AFC Championship	01/14/1996	Indianapolis	61,062	20	16	W
		Super Bowl XXX	01/28/1996	Dallas	76,347	17	27	L
1996*	10-6	AFC Wild Card Game	12/29/1996	Indianapolis	58,078	42	14	W
		AFC Divisional Playoff	01/05/1997	at New England	60,188	3	28	L
1997*	11-5	AFC Divisional Playoff	01/03/1998	New England	61,228	7	6	W
		AFC Championship	01/11/1998	Denver	61,382	21	24	L
2001*	13-3	AFC Divisional Playoff	01/20/2002	Baltimore	63,976	27	10	W
		AFC Championship	01/27/2002	New England	64,704	17	24	L
2002#	10-5-1	AFC Wild Card Game	01/05/2003	Cleveland	62,595	36	33	W
		AFC Divisional Playoff	01/11/2003	at Tennessee	68,809	31	34	L, OT
2004#	15-1	AFC Divisional Playoff	01/15/2005	N.Y. Jets	64,915	20	17	W, OT
		AFC Championship	01/23/2005	New England	65,242	27	41	L
2005+	11-5	AFC Wild Card Game	01/08/2006	at Cincinnati	65,870	31	17	W
		AFC Divisional Playoff	01/15/2006	at Indianapolis	57,449	21	18	W
		AFC Championship Game	01/22/2006	at Denver	76,174	34	17	W
		Super Bowl XL	02/05/2006	Seattle	68,206	21	10	W
2007#	10-6	AFC Wild Card Game	01/05/2008	Jacksonville	63,629	29	31	L
2008#+	12-4	AFC Divisional Playoff	01/11/2009	San Diego	63,899	35	24	W
		AFC Championship Game	01/18/2009	Baltimore	65,350	23	14	W
		Super Bowl XLIII	02/01/2009	Arizona	70,774	27	23	W
2010#	12-4	AFC Divisional Playoff	01/15/2011	Baltimore	64,879	31	24	W
		AFC Championship Game	01/23/2011	New York Jets	66,662	24	19	W
		Super Bowl XLV	02/06/2011	Green Bay	103,219	25	31	L
2011	12-4	AFC Wild Card Game	01/08/2012	at Denver	75,970	23	29	L, OT
2014#	11-5	AFC Wild Card Game	01/03/2015	Baltimore	62,780	17	30	L

STEELERS IN THE POSTSEASON (36-29)								
Year	Record	Game	Date	Opponent	Attendance	Steelers	Opponent	Result
2015	10-6	AFC Wild Card Game	01/09/2016	at Cincinnati	63,257	18	16	W
		AFC Divisional Playoff	01/17/2016	at Denver	79,956	16	23	L
2016#	11-5	AFC Wild Card Game	01/08/2017	Miami	66,726	30	12	W
		AFC Divisional Playoff	01/15/2017	at Kansas City	75,678	18	16	W
		AFC Championship Game	01/22/2017	at New England	66,829	36	17	L
2017#	13-3	AFC Divisional Playoff	01/14/2018	Jacksonville	64,524	42	45	L
2020#	12-4	AFC Wild Card Game	01/03/2021	Cleveland	-	37	48	L
2021	9-7-1	AFC Wild Card Game	01/16/2022	at Kansas City	73,253	21	42	L
2023	10-7	AFC Wild Card Game	01/15/2024	at Buffalo	70,040	17	31	L
2024	10-7	AFC Wild Card Game	01/11/2025	at Baltimore	70,546	14	28	L
*AFC Central Champion								
#AFC North Champion								
+AFC Champion								

MOST GAMES		
Rk.	No.	Name
1.	23	Ben Roethlisberger (2004-21)
2.	20	Larry Brown (1972-83)
3.	19	Mel Blount (1972-83)
		Terry Bradshaw (1972-82)
		Franco Harris (1972-83)
		Donnie Shell (1974-84)
		Mike Webster (1974-84)
8.	18	Hines Ward (2001-11)
		James Harrison (2002, 2004-12, 2014-16)
		Rocky Bleier (1972-79)
		L.C. Greenwood (1972-79)
		Jack Lambert (1974-84)
		Gerry Mullins (1972-79)
		John Stallworth (1972-79)
		Dwight White (1972-79)
MOST POINTS (CAREER)		
Rk.	No.	Name
1.	102	Franco Harris (1972-83)
2.	85	Jeff Reed (2003-10)
3.	81	Roy Gerela (1972-78)
4.	72	John Stallworth (1974-84)
5.	70	Chris Boswell (2015-24)
6.	68	Gary Anderson (1982-94)
7.	60	Hines Ward (2001-11)
8.	54	Jerome Bettis (1996-2005)
		Lynn Swann (1974-82)
10.	46	Norm Johnson (1995-97)
MOST POINTS (GAME)		
Rk.	No.	Name
1.	18	Chris Boswell (01/15/2017 at Kansas City)
		Franco Harris (12/22/1974 vs. Buffalo)
3.	16	Norm Johnson (01/06/1996 vs. Buffalo)
4.	14	Gary Anderson (12/31/1989 at Houston Oilers)
5.	12	22 times
		Last: Chase Claypool (01/10/2021 vs. Cleveland)
MOST TOUCHDOWNS (CAREER)		
Rk.	No.	Name
1.	17	Franco Harris (1972-83)
2.	12	John Stallworth (1974-84)
3.	10	Hines Ward (2001-11)
4.	9	Lynn Swann (1974-82)
		Jerome Bettis (1996-05)
6.	6	Rocky Bleier (1972-79)
7.	5	Kordell Stewart (1995-2001)
8.	4	Eight different players
MOST TOUCHDOWNS (GAME)		
Rk.	No.	Name
1.	3	Franco Harris (12/22/1974 vs. Buffalo)
2.	2	21 times
		Last: Chase Claypool (01/10/2021 vs. Cleveland)

MOST FIELD GOALS (CAREER)		
Rk.	No.	Name
1.	17	Chris Boswell (2015-24)
2.	16	Jeff Reed (2003-10)
3.	15	Roy Gerela (1972-78)
		Gary Anderson (1982-94)
5.	10	Norm Johnson (1995-97)
MOST FIELD GOALS (GAME)		
Rk.	No.	Name
1.	*6	Chris Boswell (01/15/2017 at Kansas City)
2.	4	Chris Boswell (01/09/2016 at Cincinnati)
		Norm Johnson (01/06/1996 vs. Buffalo)
		Gary Anderson (12/31/1989 at Houston Oilers)
5.	3	Six times
		Last: Chris Boswell (01/17/2016 at Denver)
MOST CONSECUTIVE FIELD GOALS (CAREER)		
Rk.	No.	Name
1.	17	Chris Boswell (01/09/2016 at CIN - 01/15/2023 at BUF)
LONGEST FIELD GOAL		
Rk.	No.	Name
1.	50	Gary Anderson (12/31/1989 at Houston Oilers)
		Norm Johnson (12/29/1996 vs. Indianapolis)
3.	49	Chris Boswell (01/10/2021 vs. Cleveland)
4.	48	Gary Anderson (12/31/1989 at Houston Oilers)
5.	47	Chris Boswell (01/17/2016 at Denver)
		Jeff Reed (01/22/2006 at Denver)
		Shaun Suisham (01/03/2015 vs. Baltimore)
8.	46	Norm Johnson (01/28/1996 vs. Dallas)
		Kris Brown (01/20/2002 vs. Baltimore)
		Jeff Reed (01/18/2009 vs. Baltimore)
MOST FIELD GOAL ATTEMPTS (CAREER)		
Rk.	No.	Name
1.	26	Roy Gerela (1972-78)
2.	19	Gary Anderson (1982-94)
3.	18	Jeff Reed (2002-10)
4.	17	Chris Boswell (2015-24)
5.	12	Norm Johnson (1995-97)
MOST FIELD GOAL ATTEMPTS (GAME)		
Rk.	No.	Name
1.	6	Chris Boswell (01/15/2017 at Kansas City)
2.	4	Seven times
		Last: Chris Boswell (01/09/2016 at Cincinnati)
9.	3	10 times
		Last: Chris Boswell (01/17/2016 at Denver)
MOST EXTRA POINTS MADE (CAREER)		
Rk.	No.	Name
1.	37	Jeff Reed (2003-10)
2.	36	Roy Gerela (1972-78)
3.	23	Gary Anderson (1982-94)
4.	19	Chris Boswell (2015-24)
5.	16	Norm Johnson (1995-97)

MOST EXTRA POINTS MADE (GAME)		
Rk.	No.	Name
1.	6	Chris Boswell (01/14/2018 vs. Jacksonville)
2.	5	Roy Gerela (01/21/1979 vs. Dallas)
		Jeff Reed (01/11/2009 vs. San Diego)
4.	4	12 times
		Last: Shaun Suisham (01/15/2011 vs. Baltimore)
MOST EXTRA POINTS ATTEMPTED (CAREER)		
Rk.	No.	Name
1.	42	Roy Gerela (1971-78)
2.	37	Jeff Reed (2002-2010)
3.	23	Gary Anderson (1982-94)
4.	21	Chris Boswell (2015-24)
5.	16	Norm Johnson (1995-97)
MOST EXTRA POINTS ATTEMPTED (GAME)		
Rk.	No.	Name
1.	6	Chris Boswell (01/14/2018 vs. Jacksonville)
2.	5	Roy Gerela (01/21/1979 vs. Dallas)
		Jeff Reed (01/11/2009 vs. San Diego)
4.	4	13 times
		Last: Chris Boswell (01/08/2017 vs. Miami)
MOST RUSHING YARDS (CAREER)		
Rk.	No.	Name
1.	1,561	Franco Harris (1972-83)
2.	674	Jerome Bettis (1996-05)
3.	473	Rocky Bleier (1972-79)
4.	471	Willie Parker (2005-08)
5.	424	Le'Veon Bell (2016-17)
6.	284	Barry Foster (1992-94)
7.	282	Kordell Stewart (1995-2001)
8.	271	Terry Bradshaw (1972-82)
9.	250	Bam Morris (1994-95)
10.	246	Merril Hoge (1989-93)
MOST RUSHING YARDS (GAME)		
Rk.	No.	Name
1.	170	Le'Veon Bell (01/15/2017 at Kansas City)
2.	167	Le'Veon Bell (01/08/2017 vs. Miami)
3.	158	Franco Harris (01/12/1975 vs. Minnesota)
	158	Franco Harris (12/27/1975 vs. Baltimore)
5.	146	Willie Parker (01/11/2009 vs. San Diego)
6.	133	Barry Foster (01/07/1995 vs. Cleveland)
7.	132	Franco Harris (12/19/1976 at Baltimore)
8.	121	Rashard Mendenhall (01/23/2011 vs. N.Y. Jets)
		Isaac Redman (01/08/2012 at Denver)
10.	120	Merril Hoge (01/07/1990 at Denver)
MOST RUSHING ATTEMPTS (CAREER)		
Rk.	No.	Name
1.	400	Franco Harris (1972-83)
2.	199	Jerome Bettis (1996-05)
3.	140	Rocky Bleier (1972-79)
4.	127	Willie Parker (2005-08)
5.	81	Le'Veon Bell (2016-17)
6.	76	Ben Roethlisberger (2004-21)
7.	75	Bam Morris (1994-95)
8.	64	Barry Foster (1992-94)
9.	61	Rashard Mendenhall (2010)
10.	55	Amos Zereoue (2001-02)

MOST RUSHING ATTEMPTS (GAME)		
Rk.	No.	Name
1.	34	Franco Harris (01/12/1975 vs. Minnesota)
2.	30	Le'Veon Bell (01/15/2017 at Kansas City)
3.	29	Le'Veon Bell (01/08/2017 vs. Miami)
	29	Franco Harris (12/29/1974 at Oakland)
5.	28	Franco Harris (12/24/1976 at Denver)
6.	27	Willie Parker (01/11/2009 vs. San Diego)
		Franco Harris (12/27/1975 vs. Baltimore)
		Franco Harris (01/18/1976 vs. Dallas)
		Franco Harris (01/04/1976 vs. Oakland)
		Rashard Mendenhall (01/23/2011 vs. N.Y. Jets)
		Jerome Bettis (01/15/2005 vs. N.Y. Jets)
MOST RUSHING TOUCHDOWNS (CAREER)		
Rk.	No.	Name
1.	16	Franco Harris (1972-83)
2.	9	Jerome Bettis (1996-05)
3.	4	Rocky Bleier (1972-79)
		Bam Morris (1994-95)
		Kordell Stewart (1995-2001)
		Amos Zereoue (2001-02)
		Rashard Mendenhall (2010)
8.	3	Le'Veon Bell (2016-17)
		Terry Bradshaw (1972-82)
		Reggie Harrison (1974-77)
		Willie Parker (2005-08)
		Ben Roethlisberger (2004-21)
MOST RUSHING TOUCHDOWNS (GAME)		
Rk.	No.	Name
1.	3	Franco Harris (12/22/1974 vs. Buffalo)
2.	2	13 times
		Last: Le'Veon Bell (01/08/2017 vs. Miami)
HIGHEST AVG. PER RUSH (CAREER) - MIN. 20 ATT.		
Rk.	No.	Name
1.	7.13	Isaac Redman (2010-2011)
2.	6.33	Merril Hoge (1989-93)
3.	5.27	Terry Bradshaw (1972-82)
4.	5.23	Le'Veon Bell (2016-17)
5.	5.22	Kordell Stewart (1995-2001)
6.	5.13	Frank Pollard (1982-84)
7.	4.71	Walter Abercrombie (1982-84, 1988)
8.	4.44	Barry Foster (1992, 1994)
9.	4.33	Tim Worley (1989)
10.	4.00	Reggie Harrison (1974-77)
LONGEST RUNS FROM SCRIMMAGE		
Rk.	No.	Name
1.	75	Willie Parker (02/05/2006 vs. Seattle)
2.	50	Franco Harris (12/19/1976 at Baltimore)
3.	49	Merril Hoge (12/31/1989 at Houston Oilers)
4.	45	Merril Hoge (01/07/1990 at Denver)
5.	44	Martavis Bryant (01/09/2016 at Cincinnati)
6.	40	Martavis Bryant (01/17/2016 at Denver)
	40	Kordell Stewart (01/03/1998 vs. New England)
8.	38	Le'Veon Bell (01/15/2017 at Kansas City)
9.	36	Amos Zereoue (01/05/2003 vs. Cleveland)
10.	35	Rashard Mendenhall (01/03/2011 vs. N.Y. Jets)

MOST YARDS PASSING (CAREER)		
Rk.	No.	Name
1.	5,972	Ben Roethlisberger (2004-21)
2.	3,833	Terry Bradshaw (1972-82)
3.	1,690	Neil O'Donnell (1992-95)
4.	744	Kordell Stewart (1995-97, 2001)
5.	633	Tommy Maddox (2002)
6.	558	Mark Malone (1983-84)
7.	356	Bubby Brister (1989)
8.	286	Mike Tomczak (1994-97)
9.	229	Mason Rudolph (2023)
10.	187	Cliff Stoudt (1982-83)

MOST YARDS PASSING (GAME)		
Rk.	No.	Name
1.	501	Ben Roethlisberger (01/10/2021 vs. Cleveland)
2.	469	Ben Roethlisberger (01/14/2018 vs. Jacksonville)
3.	367	Tommy Maddox (01/05/2003 vs. Cleveland)
4.	349	Neil O'Donnell (01/15/1995 vs. San Diego)
5.	339	Ben Roethlisberger (01/17/2016 at Denver)
6.	337	Ben Roethlisberger (01/05/2008 vs. Jacksonville)
7.	334	Ben Roethlisberger (01/03/2015 vs. Baltimore)
8.	325	Terry Bradshaw (01/09/1983 vs. San Diego)
9.	318	Terry Bradshaw (01/21/1979 vs. Dallas)
10.	314	Ben Roethlisberger (01/22/2017 at New England)

MOST PASSING ATTEMPTS (CAREER)		
Rk.	No.	Name
1.	788	Ben Roethlisberger (2004-21)
2.	456	Terry Bradshaw (1972-82)
3.	273	Neil O'Donnell (1992-95)
4.	142	Kordell Stewart (1995-2001)
5.	89	Tommy Maddox (2002)
6.	71	Mark Malone (1983-84)
7.	62	Bubby Brister (1989)
8.	50	Mike Tomczak (1994-97)
9.	39	Mason Rudolph (2023)
10.	29	Russell Wilson (2024)

MOST PASSING ATTEMPTS (GAME)		
Rk.	No.	Name
1.	68	Ben Roethlisberger (01/10/2021 vs. Cleveland)
2.	58	Ben Roethlisberger (01/14/2018 vs. Jacksonville)
3.	54	Neil O'Donnell (01/15/1995 vs. San Diego)
4.	49	Neil O'Donnell (01/28/1996 vs. Dallas)
5.	48	Tommy Maddox (01/05/2003 vs. Cleveland)
6.	47	Ben Roethlisberger (01/22/2017 at New England)
7.	45	Ben Roethlisberger (01/03/2015 at Kansas City)
8.	44	Ben Roethlisberger (01/16/2022 at Kansas City)
9.	42	Ben Roethlisberger (01/05/2008 vs. Jacksonville)
		Kordell Stewart (01/27/2002 vs. New England)
		Neil O'Donnell (01/08/1994 at Kansas City)

MOST PASSES COMPLETED (CAREER)		
Rk.	No.	Name
1.	498	Ben Roethlisberger (2004-21)
2.	261	Terry Bradshaw (1972-82)
3.	158	Neil O'Donnell (1992-95)
4.	69	Kordell Stewart (1995-2001)
5.	51	Tommy Maddox (2002)
6.	40	Mark Malone (1983-84)
7.	34	Bubby Brister (1989)
8.	29	Mike Tomczak (1994-97)
9.	22	Mason Rudolph (2023)
10.	20	Russell Wilson (2024)

MOST PASSES COMPLETED (GAME)		
Rk.	No.	Name
1.	47	Ben Roethlisberger (01/10/2021 vs. Cleveland)
2.	37	Ben Roethlisberger (01/14/2018 vs. Jacksonville)
3.	32	Neil O'Donnell (01/15/1995 vs. San Diego)
4.	31	Ben Roethlisberger (01/22/2017 at New England)
		Ben Roethlisberger (01/03/2014 vs. Baltimore)
6.	30	Tommy Maddox (01/05/2003 vs. Cleveland)
7.	29	Ben Roethlisberger (01/16/2022 at Kansas City)
		Ben Roethlisberger (01/05/2008 vs. Jacksonville)
9.	28	Neil O'Donnell (01/28/1996 vs. Dallas)
		Terry Bradshaw (01/09/1983 vs. Dan Diego)

MOST CONSECUTIVE COMPLETIONS		
Rk.	No.	Name
1.	14	Ben Roethlisberger (01/14/2018 vs. Jacksonville)
	14	Terry Bradshaw (01/09/1983 vs. San Diego)
3.	13	Ben Roethlisberger (01/22/2017 at New England)

LONGEST PASS COMPLETIONS		
Rk.	No.	Name
1.	76t	Terry Bradshaw to Frank Lewis (12/19/1976 at Baltimore)
2.	75t	Terry Bradshaw to John Stallworth (01/21/1979 vs. Dallas)
3.	73t	Terry Bradshaw to John Stallworth (01/20/1980 vs. L.A. Rams)
4.	65t	Ben Roethlisberger to Santonio Holmes (01/18/2009 vs. Baltimore)
	65t	Mark Malone to John Stallworth (01/06/1985 at Miami)
6.	64t	Terry Bradshaw to Lynn Swann (01/18/1976 vs. Dallas)
7.	62t	Ben Roethlisberger to Antonio Brown (01/08/2017 vs. Miami)
8.	60	Terry Bradshaw to Franco Harris (12/23/1972 vs Oakland)
9.	58	Ben Roethlisberger to Antonio Brown (01/15/2011 vs. Baltimore)
	58	Ben Roethlisberger to Darrius Heyward-Bey (01/17/2016 at Denver)
	58	Clif Stout to John Stallworth (01/20/1980 at L.A. Raiders)

HIGHEST COMPLETION PCT. (CAREER) - MIN. 50 ATT.		
Rk.	No.	Name
1.	63.2	Ben Roethlisberger (498-788, 2004-21)
2.	58.0	Mike Tomczak (29-50, 1994-97)
3.	57.9	Neil O'Donnell (133-232, 1992-95)
4.	57.3	Tommy Maddox (51-89, 2002)
5.	57.2	Terry Bradshaw (261-456, 1972-82)
6.	56.3	Mark Malone (40-71, 1983-84)
7.	54.8	Bubby Brister (34-62, 1989)
8.	48.6	Kordell Stewart (69-142, 1995-2001)

HIGHEST COMPLETION PCT. (GAME) - MIN. 15 ATT.		
Rk.	No.	Name
1.	77.8	Terry Bradshaw (14-18, 12/19/1976 at Baltimore)
2.	73.7	Ben Roethlisberger (14-19, 01/08/2006 at Cincinnati)
3.	72.4	Ben Roethlisberger (21-29, 01/22/2006 at Denver)
4.	72.2	Ben Roethlisberger (13-18, 01/08/2017 vs. Miami)
5.	71.8	Terry Bradshaw (28-39, 01/09/1983 vs. San Diego)
6.	70.0	Ben Roethlisberger (21-30, 02/01/2009 vs. Arizona)
7.	69.6	Neil O'Donnell (16-23, 01/07/1995 vs. Cleveland)
8.	69.1	Ben Roethlisberger (01/10/2021 vs. Cleveland)
9.	69.0	Russell Wilson (20-29, 01/11/2025 at Baltimore)
	69.0	Ben Roethlisberger (29-42, 01/05/2008 vs. Jacksonville)
MOST TOUCHDOWN PASSES (CAREER)		
Rk.	No.	Name
1.	36	Ben Roethlisberger (2004-21)
2.	30	Terry Bradshaw (1972-82)
3.	9	Neil O'Donnell (1992-95)
4.	5	Tommy Maddox (2002)
5.	4	Mark Malone (1983-84)
6.	2	Russell Wilson (2024)
	2	Mason Rudolph (2023)
	2	Kordell Stewart (1995-2001)
9.	1	Bubby Brister (1989)
		Cliff Stoudt (1982-83)
		Antwaan Randle El (2002-10)
MOST TOUCHDOWN PASSES (GAME)		
Rk.	No.	Name
1.	5	Ben Roethlisberger (01/14/2018 vs. Jacksonville)
2.	4	Ben Roethlisberger (01/10/2021 vs. Cleveland)
		Terry Bradshaw (01/21/1979 vs. Dallas)
4.	3	Terry Bradshaw (12/19/1976 at Baltimore)
		Mark Malone (01/06/1985 at Miami)
		Neil O'Donnell (01/08/1994 at Kansas City)
		Tommy Maddox (01/05/2003 vs. Cleveland)
		Ben Roethlisberger (01/08/2006 at Cincinnati)
10.	2	20 times
		Last: Russell Wilson (01/11/2025 at Baltimore)
MOST PASSES INTERCEPTED (CAREER)		
Rk.	No.	Name
1.	28	Ben Roethlisberger (2004-21)
2.	26	Terry Bradshaw (1972-82)
3.	8	Kordell Stewart (1995-2001)
		Neil O'Donnell (1992-95)
5.	4	Mike Tomczak (1994, 1996-97)
6.	3	Tommy Maddox (2002)
		Mark Malone (1983-84)
8.	1	Mason Rudolph (2023)
		Landry Jones (2015)
		Cliff Stoudt (1982-83)
MOST PASSES INTERCEPTED (GAME)		
Rk.	No.	Name
1.	4	Ben Roethlisberger (01/10/2021 vs. Cleveland)
2.	3	10 times
		Last: Ben Roethlisberger (01/05/2008 vs. Jacksonville)

MOST RECEPTIONS (CAREER)		
Rk.	No.	Name
1.	88	Hines Ward (2001-11)
2.	57	John Stallworth (1974-84)
3.	51	Antonio Brown (2010-17)
		Franco Harris (1972-83)
5.	49	Heath Miller (2005-15)
6.	48	Lynn Swann (1974-82)
7.	43	Ernie Mills (1992-96)
8.	31	Andre Hastings (1993-96)
9.	27	Antwaan Randle El (2002, 2004-05, 2010)
10.	26	Yancey Thigpen (1992-97)
MOST RECEPTIONS (GAME)		
Rk.	No.	Name
1.	13	Juju Smith-Schuster (01/10/2021 vs. Cleveland)
2.	11	Diontae Johnson (01/10/2021 vs. Cleveland)
		Franco Harris (01/09/1983 vs. San Diego)
		Hines Ward (01/05/2003 vs. Cleveland)
5.	10	Vance McDonald (01/14/2018 vs. Jacksonville)
		John Stallworth (12/30/1978 vs. Denver)
		Andre Hastings (01/28/1996 vs. Dallas)
		Hines Ward (01/15/2005 vs. N.Y. Jets)
		Hines Ward (01/05/2008 vs. Jacksonville)
10.	9	Le'Veon Bell (01/14/2018 vs. Jacksonville)
		Santonio Holmes (02/01/2009 vs. Arizona)
		Mike Wallace (02/06/2011 vs. Green Bay)
		Antonio Brown (01/03/2015 vs. Baltimore)
		Martavis Bryant (01/17/2016 at Denver)
MOST YARDS RECEIVING (CAREER)		
Rk.	No.	Name
1.	1,181	Hines Ward (2001-11)
2.	1,054	John Stallworth (1974-84)
3.	907	Lynn Swann (1974-82)
4.	837	Antonio Brown (2010-17)
5.	587	Heath Miller (2005-15)
		Ernie Mills (1992-96)
7.	504	Franco Harris (1972-83)
8.	378	Plaxico Burress (2001-04)
9.	365	Antwaan Randle El (2002, 2004-05, 2010)
10.	352	Yancey Thigpen (1992-97)
MOST YARDS RECEIVING (GAME)		
Rk.	No.	Name
1.	161	Lynn Swann (01/18/1976 vs. Dallas)
2.	157	Juju Smith-Schuster (01/10/2021 vs. Cleveland)
3.	156	John Stallworth (12/30/1978 vs. Denver)
4.	154	Martavis Bryant (01/17/2016 at Denver)
5.	135	Hines Ward (01/05/2008 vs. Jacksonville)
6.	132	Antonio Brown (01/14/2018 vs. Jacksonville)
7.	131	Santonio Holmes (02/01/2009 vs. Arizona)
8.	124	Antonio Brown (01/08/2017 vs. Miami)
		Lynn Swann (01/21/1979 vs. Dallas)
10.	123	Hines Ward (02/05/2006 vs. Seattle)

MOST TOUCHDOWNS RECEIVING (CAREER)		
Rk.	No.	Name
1.	12	John Stallworth (1974-84)
2.	10	Hines Ward (2001-11)
3.	9	Lynn Swann (1974-82)
4.	4	Antonio Brown (2010-17)
		Heath Miller (2005-15)
6.	3	Martavis Bryant (2014-15, '17)
		Santonio Holmes (2007-08)
		Plaxico Burress (2001-2004)
9.	2	12 times

MOST TOUCHDOWNS RECEIVING (GAME)		
Rk.	No.	Name
1.	2	Seven times
		Last: Chase Claypool (01/10/2021 vs. Cleveland)

MOST CONSECUTIVE GAMES WITH A RECEPTION		
Rk.	No.	Name
1.	17	John Stallworth (12/29/1974 at OAK - 01/06/1985 at MIA)
	17	Hines Ward (01/20/2002 vs. BLT - 02/06/2011 vs. GB)
3.	13	Lynn Swann (12/27/1975 vs. BLT - 01/09/1983 vs. SD)

MOST PUNTS (CAREER)		
Rk.	No.	Name
1.	49	Bobby Walden (1972-76)
2.	36	Josh Miller (1996-2001)
3.	26	Chris Gardocki (2004-05)
		Craig Colquitt (1978-84)
5.	25	Jordan Berry (2015-21)
6.	19	Mark Royals (1992-94)
7.	14	Mitch Berger (2008)
8.	12	Tom Rouen (2002)
	12	Jeremy Kapinos (2010-11)
	12	Rohn Stark (1995)

MOST PUNTS (GAME)		
Rk.	No.	Name
1.	9	Bob Cifers (12/21/1947 at Philadelphia)
		Josh Miller (01/03/1998 vs. New England)
		Josh Miller (01/05/1997 at New England)
4.	8	Craig Colquitt (01/01/1984 at L.A. Raiders)
5.	7	Pressley Harvin III (01/16/2022 at Kansas City)
		Jordan Berry (01/09/2016 at Cincinnati)
		Mitch Berger (01/18/2009 vs. Baltimore)
		Bobby Walden (12/26/1976 at Oakland)
		Bobby Walden (01/12/1975 vs. Minnesota)
10.	6	Eight times
		Last: Jordan Berry (01/17/2016 at Denver)

HIGHEST PUNT AVG. (CAREER) - MIN. 10 PUNTS		
Rk.	No.	Name
1.	47.42	Jeremy Kapinos (2010-11)
2.	45.64	Pressley Harvin III (2021-23)
3.	42.92	Chris Gardocki (2004-05)
4.	42.50	Mitch Berger (2008)
5.	42.08	Craig Colquitt (1978-84)
6.	41.74	Mark Royals (1992-94)
7.	41.48	Bobby Walden (1972-76)
8.	40.12	Jordan Berry (2015-21)
9.	39.53	Josh Miller (1996)
10.	38.08	Rohn Stark (1995)

HIGHEST PUNT AVG. (GAME) - MIN. 3 PUNTS		
Rk.	No.	Name
1.	51.40	Corliss Waitman (01/11/2025 at Baltimore)
2.	51.25	Bobby Walden (12/31/1972 vs. Miami)
3.	51.00	Craig Colquitt (01/06/1980 vs. Houston Oilers)
	51.00	Jeremy Kapinos (02/06/2011 vs. Green Bay)
5.	49.71	Pressley Harvin III (01/16/2022 at Kansas City)
6.	48.67	Chris Gardocki (02/05/2006 vs. Seattle)
7.	48.50	Jeremy Kapinos (01/15/2011 vs. Baltimore)
8.	48.17	Bobby Walden (12/23/1972 vs. Oakland)
9.	48.00	Mitch Berger (01/11/2009 vs. San Diego)
10.	47.00	Chris Gardocki (01/08/2006 at Cincinnati)

LONG PUNTS		
Rk.	No.	Name
1.	66	Craig Colquitt (01/06/1980 vs. Houston Oilers)
2.	62	Jeremy Kapinos (01/08/2012 at Denver)
3.	61	Bobby Walden (12/23/1972 vs. Oakland)
4.	60	Corliss Waitman (01/11/2025 at Baltimore)
		Chris Gardocki (02/05/2006 vs. Seattle)
		Bobby Walden (12/31/1972 vs. Miami)
7.	59	Josh Miller (12/29/1996 vs. Indianapolis)
		Jordan Berry (01/10/2021 vs. Cleveland)
		Bobby Walden (01/18/1976 vs. Dallas)
10.	56	Corliss Waitman (01/11/2025 at Baltimore)
		Pressley Harvin III (01/16/2022 vs. Kansas City)
		Jeremy Kapinos (02/06/2011 vs. Green Bay)

MOST PUNT RETURNS (CAREER)		
Rk.	No.	Name
1.	26	Antwaan Randle El (2002-10)
2.	23	Theo Bell (1976-79)
3.	14	Glen Edwards (1972-77)
4.	12	Lynn Swann (1974-82)
		Antonio Brown (2010-16)
6.	10	Rod Woodson (1989-96)
		Jahine Arnold (1996)
8.	7	Santonio Holmes (2007-08)
	7	Andre Hastings (1993-96)
	7	Troy Edwards (2001)

MOST PUNT RETURNS (GAME)		
Rk.	No.	Name
1.	6	Theo Bell (01/07/1979 vs. Houston Oilers)
2.	5	Antwaan Randle El (01/15/2006 at Indianapolis)
		Jahine Arnold (01/05/1997 at New England)
		Jahine Arnold (12/29/1996 vs. Indianapolis)
5.	4	Eight times
		Last: Markus Wheaton (01/17/2016 at Denver)

MOST PUNT RETURN YARDS (CAREER)		
Rk.	No.	Name
1.	288	Antwaan Randle El (2002-10)
2.	195	Theo Bell (1976-79)
3.	133	Glen Edwards (1972-77)
4.	111	Jahine Arnold (1996)
5.	103	Santonio Holmes (2007-08)
6.	97	Will Blackwell (1997)
7.	94	Troy Edwards (2001)
8.	92	Lynn Swann (1974-82)
9.	84	Andre Hastings (1993-96)
10.	62	Rod Woodson (1989-96)

MOST PUNT RETURN YARDS (GAME)		
Rk.	No.	Name
1.	91	Theo Bell (01/07/1979 vs. Houston Oilers)
2.	78	Will Blackwell (01/03/1998 vs. New England)
3.	77	Antwaan Randle El (01/05/2003 vs. Cleveland)
		Jahine Arnold (12/29/1996 vs. Indianapolis)
5.	73	Santonio Holmes (01/11/2009 vs. San Diego)
6.	65	Troy Edwards (01/20/2002 vs. Baltimore)
7.	53	Andre Hastings (01/14/1996 vs. Indianapolis)
8.	50	Antwaan Randle El (01/15/2006 at Indianapolis)
9.	40	Antwaan Randle El (01/23/2005 vs. New England)
10.	39	Glen Edwards (12/23/1972 vs. Oakland)
MOST PUNT RETURN TOUCHDOWNS (CAREER)		
Rk.	No.	Name
1.	1	Antwaan Randle El (2002-10)
	1	Santonio Holmes (2007-08)
MOST PUNT RETURN TOUCHDOWNS (GAME)		
Rk.	No.	Name
1.	1	Antwaan Randle El (01/05/2003 vs. Cleveland)
	1	Santonio Holmes (01/11/2009 vs. San Diego)
HIGHEST PUNT RETURN AVG. (CAREER) - MIN. 10		
Rk.	No.	Name
1.	11.10	Jahine Arnold (1996)
2.	11.08	Antwaan Randle El (2002-10)
3.	9.50	Glen Edwards (1972-77)
4.	8.48	Theo Bell (1976-79)
5.	7.67	Lynn Swann (1974-82)
6.	6.20	Rod Woodson (1989-96)
7.	4.75	Antonio Brown (2010-16)
HIGHEST PUNT RETURN AVG. (GAME) - MIN. 3		
Rk.	No.	Name
1.	19.50	Will Blackwell (01/03/1998 vs. New England)
2.	19.25	Antwaan Randle-El (01/05/2003 vs. Cleveland)
3.	17.67	Andre Hastings (01/14/1996 vs. Indianapolis)
4.	16.25	Troy Edwards (01/20/2002 vs. Baltimore)
5.	15.40	Jahine Arnold (12/29/1996 vs. Indianapolis)
6.	15.16	Theo Bell (01/07/1979 vs. Houston Oilers)
7.	13.33	Antwaan Randle El (01/23/2005 vs. New England)
8.	13.00	Glen Edwards (12/23/1972 vs. Oakland)
9.	11.33	Lynn Swann (01/12/1975 vs. Minnesota)
10.	10.33	Theo Bell (12/30/1979 vs. Miami)
LONGEST PUNT RETURNS		
Rk.	No.	Name
1.	67t	Santonio Holmes (01/11/2009 vs. San Diego)
2.	66t	Antwaan Randle El (01/05/2003 vs. Cleveland)
3.	58	Will Blackwell (01/03/1998 vs. New England)
4.	35	Troy Edwards (01/20/2002 vs. Baltimore)
5.	33	Andre Hastings (01/14/1996 vs. Indianapolis)
6.	31	Jahine Arnold (12/29/1996 vs. Indianapolis)
7.	28	Troy Edwards (01/20/2002 vs. Baltimore)
8.	25	Santonio Holmes (01/18/2009 vs. Baltimore)
9.	22	Antwaan Randle El (01/23/2005 vs. New England)
10.	20	Antwaan Randle El (01/15/2006 at Indianapolis)
		Antwaan Randle El (02/05/2006 vs. Seattle)

MOST KICKOFF RETURNS (CAREER)		
Rk.	No.	Name
1.	17	Ernie Mills (1992-96)
2.	16	Larry Anderson (1978-79)
3.	13	Antonio Brown (2010-16)
4.	11	Ike Taylor (2004-2014)
5.	10	Rod Woodson (1989-96)
		Antwaan Randle El (2002-10)
7.	9	Ray-Ray McCloud III (2020-21)
		Preston Pearson (1972-74)
9.	8	Steve Davis (1972-74)
10.	7	Troy Edwards (2001)
MOST KICKOFF RETURNS (GAME)		
Rk.	No.	Name
1.	6	Ray-Ray McCloud (01/10/2021 vs. Cleveland)
2.	5	Najeh Davenport (01/05/2008 vs. Jacksonville)
		Troy Edwards (01/27/2002 at New England)
		Ernie Mills (01/05/1997 vs. New England)
		Rich Erenberg (01/06/1985 at Miami)
		Larry Anderson (01/20/1980 vs. L.A. Rams)
7.	4	13 times
		Last: Antonio Brown (02/06/2011 vs. Green Bay)
MOST KICKOFF RETURN YARDS (CAREER)		
Rk.	No.	Name
1.	387	Larry Anderson (1978-79)
2.	354	Ernie Mills (1992-96)
3.	257	Antonio Brown (2010-16)
4.	212	Ray-Ray McCloud (2020-21)
5.	206	Preston Pearson (1970-74)
6.	205	Steve Davis (1972-74)
7.	198	Ike Taylor (2004-11)
8.	183	Antwaan Randle El (2002-10)
9.	175	Rod Woodson (1989-96)
10.	136	Mel Blount (1972-83)
MOST KICKOFF RETURN YARDS (GAME)		
Rk.	No.	Name
1.	162	Larry Anderson (01/20/1980 vs. L.A. Rams)
2.	146	Ray-Ray McCloud (01/10/2021 vs. Cleveland)
3.	106	Rich Erenberg (01/06/1985 at Miami)
4.	99	Ernie Mills (01/05/1997 at New England)
5.	96	Ernie Mills (01/14/1996 vs. Indianapolis)
6.	88	Antonio Brown (02/06/2011 vs. Green Bay)
7.	86	Troy Edwards (01/27/2002 vs. New England)
8.	85	Antonio Brown (01/15/2011 vs. Baltimore)
9.	84	Henry Odom (01/01/1984 at L.A. Raiders)
10.	83	Najeh Davenport (01/05/2008 vs. Jacksonville)
HIGHEST KICKOFF RETURN AVG. (CAREER) - MIN. 10		
Rk.	No.	Name
1.	24.19	Larry Anderson (1978-79)
2.	20.82	Ernie Mills (1992-96)
3.	19.77	Antonio Brown (2010-16)
4.	18.30	Antwaan Randle-El (2002-10)
5.	18.00	Ike Taylor (2004-14)
6.	17.50	Rod Woodson (1987-96)

HIGHEST KICKOFF RETURN AVG. (GAME) - MIN. 3		
Rk.	No.	Name
1.	32.40	Larry Anderson (01/20/1980 vs. L.A. Rams)
2.	27.00	Lee Mays (01/11/2003 at Tennessee)
3.	25.67	Steve Davis (12/22/1973 at Oakland)
4.	25.33	Steve Davis (12/29/1974 at Oakland)
5.	24.33	Ray-Ray McCloud (01/10/2021 vs. Cleveland)
	24.33	Louis Lipps (12/30/1984 at Denver)
7.	24.00	Ernie Mills (01/14/1006 vs. Indianapolis)
8.	22.67	Antonio Brown (01/23/2011 vs. N.Y. Jets)
9.	22.00	Antonio Brown (02/06/2011 vs. Green Bay)
	22.00	Ray-Ray McCloud III (01/16/2022 at Kansas City)
	22.00	Rod Woodson (01/08/1994 at Kansas City)
LONGEST KICKOFF RETURNS		
Rk.	No.	Name
1.	45	Larry Anderson (01/20/1980 vs. L.A. Rams)
2.	38	Antonio Brown (02/06/2011 vs. Green Bay)
3.	36	Ernie Mills (01/05/1997 at New England)
	36	Ike Taylor (01/08/2006 at Cincinnati)
5.	34	Fitzgerald Toussaint (01/14/2018 vs. Jacksonville)
6.	33	Lee Mays (01/11/2003 at Tennessee)
7.	32	Antwaan Randle El (01/11/2003 at Tennessee)
8.	31	Sammie Coates Jr. (01/22/2017 at New England)
9.	30	Ike Taylor (01/15/2005 vs. N.Y. Jets)
10.	29	Ray-Ray McCloud III (01/16/2022 at Kansas City)
		Ernie Mills (01/14/1006 vs. Indianapolis)
MOST INTERCEPTIONS (CAREER)		
Rk.	No.	Name
1.	5	Jack Ham (1972-82)
	5	Mike Wagner (1972-78)
3.	4	Mel Blount (1972-83)
	4	Levon Kirkland (1992-97)
5.	3	Glen Edwards (1972-77)
	3	Chad Scott (1997-2004)
	3	Troy Polamalu (2004-14)
	3	Ike Taylor (2004-14)
MOST INTERCEPTIONS (GAME)		
Rk.	No.	Name
1.	2	Jack Ham (12/29/1974 at Oakland)
	2	Mike Wagner (01/04/1976 vs. Oakland)
	2	Brent Alexander (01/20/2002 vs. Baltimore)
MOST INTERCEPTION RETURN YARDS (CAREER)		
Rk.	No.	Name
1.	100	James Harrison (2002, 2004-12, 2014-16)
2.	91	Mike Wagner (1972-78)
3.	89	Glen Edwards (1972-77)
4.	72	J.T. Thomas (1973-79)
5.	59	Mel Blount (1972-83)
6.	58	Troy Polamalu (2004-14)
7.	56	Ike Taylor (2004-14)
8.	46	Chad Scott (1997, 2001-04)
9.	35	Valentino Blake (2014-15)
	35	Loren Toews (1973-83)

MOST INTERCEPTION RETURN YARDS (GAME)		
Rk.	No.	Name
1.	100	James Harrison (02/01/2009 vs. Arizona)
2.	40	Troy Polamalu (01/18/2009 vs. Baltimore)
3.	37	J.T. Thomas (12/29/1974 at Oakland)
4.	35	Antwon Blake (01/09/2016 at Cincinnati)
	35	Glen Edwards (01/18/1976 vs. Dallas)
	35	Mike Wagner (01/04/1976 vs. Oakland)
	35	J.T. Thomas (01/18/1976 vs. Dallas)
8.	34	Ron Johnson (01/07/1979 vs. Houston Oilers)
	34	Mike Wagner (01/04/1976 vs. Oakland)
10.	32	Brent Alexander (01/20/2002 vs. Baltimore)
MOST INTERCEPTION RETURN TOUCHDOWNS (CAREER)		
Rk.	No.	Name
1.	1	James Harrison (2002, 2004-12, 2014-16)
	1	Troy Polamalu (2004-14)
MOST INTERCEPTION RETURN TOUCHDOWNS (GAME)		
Rk.	No.	Name
1.	1	James Harrison (02/01/2009 vs. Arizona)
	1	Troy Polamalu (01/18/2009 vs. Baltimore)
LONGEST INTERCEPTION RETURN		
Rk.	No.	Name
1.	100t	James Harrison (02/01/2009 vs. Arizona)
2.	40t	Troy Polamalu (01/18/2009 vs. Baltimore)
3.	37	J.T. Thomas (12/29/1974 at Oakland)
4.	35	Antwon Blake (01/09/2016 at Cincinnati)
		Glen Edwards (01/18/1976 vs. Dallas)
		J.T. Thomas (01/18/1976 vs. Dallas)
7.	32	Brent Alexander (01/20/2002 vs. Baltimore)
8.	31	Ike Taylor (01/05/2008 vs. Jacksonville)
9.	27	Mike Wagner (01/12/1975 vs. Minnesota)
10.	26	Ike Taylor (02/05/2006 vs. Seattle)
MOST POINTS SCORED		
Rk.	No.	Opponent (Date)
1.	42	vs. Jacksonville (01/14/2018)
	42	vs. Indianapolis (12/29/1996)
3.	40	vs. Buffalo (01/06/1996)
	40	at Baltimore (12/19/1976)
5.	38	vs. Cleveland (01/10/2021)
6.	36	vs. Cleveland (01/05/2003)
7.	35	vs. Dallas (01/21/1979)
	35	vs. San Diego (01/11/2009)
9.	34	at Denver (01/22/2006)
	34	vs. Houston Oilers (01/07/1979)
	34	vs. Miami (12/30/1979)
MOST POINTS ALLOWED		
Rk.	No.	Opponent (Date)
1.	48	vs. Cleveland (01/10/2021)
2.	45	at Miami (01/06/1985)
	45	vs. Jacksonville (01/14/2008)
4.	42	at Kansas City (01/16/2022)
5.	41	vs. New England (01/23/2005)
6.	38	at L.A. Raiders (01/01/1984)
7.	36	at New England (01/22/2007)
8.	34	at Denver (12/24/1977)
	34	at Tennessee (01/11/2003)
10.	33	vs. Cleveland (01/05/2003)
	33	at Oakland (12/22/1973)

FEWEST POINTS SCORED		
Rk.	No.	Opponent (Date)
1.	0	vs. Philadelphia (12/21/1947)
2.	3	vs. Buffalo (01/09/1993)
	3	at New England (01/05/1997)
4.	7	vs. New England (01/03/1998)
	7	at Oakland (12/26/1976)
6	10	at L.A. Raiders (01/01/1984)
7.	13	vs. San Diego (01/15/1995)
	13	vs. Oakland (12/23/1972)
9.	14	at Baltimore (01/11/2025)
	14	at Oakland (12/22/1973)
FEWEST POINTS ALLOWED		
Rk.	No.	Opponent (Date)
1.	5	vs. Houston Oilers (01/07/1979)
2.	6	vs. New England (01/03/1998)
		vs. Minnesota (01/12/1975)
4.	7	vs. Oakland (12/23/1972)
5.	9	vs. Cleveland (01/07/1995)
6.	10	vs. Baltimore (01/20/2002)
		vs. Seattle (02/05/2006)
		vs. Oakland (01/04/1976)
		vs. Denver (12/30/1978)
		vs. Baltimore (12/27/1975)
MOST POINTS SCORED BY BOTH TEAMS		
Rk.	No.	Opponent (Date)
1.	87	vs. Jacksonville (01/14/2018, Jacksonville 45, Pittsburgh 42)
	85	vs. Cleveland (01/10/2021, Cleveland 48, Pittsburgh 37)
3.	73	at Miami (01/06/1985, Miami 45, Pittsburgh 28)
4.	69	vs. Cleveland (01/05/2003, Pittsburgh 36, Cleveland 33)
5.	68	vs. New England (01/23/2005, New England 41, Pittsburgh 27)
6.	66	vs. Dallas (01/21/1979, Pittsburgh 35, Dallas 31)
7.	65	at Tennessee (01/11/2003, Tennessee 34, Pittsburgh 31)
8.	63	at Kansas City (01/16/2022, Kansas City 42, Pittsburgh 21)
9.	61	vs. Buffalo (01/06/1996, Pittsburgh 40, Buffalo 21)
10.	60	vs. Jacksonville (01/05/2008, Jacksonville 31, Pittsburgh 29)
FEWEST POINTS SCORED BY BOTH TEAMS		
Rk.	No.	Opponent (Date)
1.	13	vs. New England (01/03/1998, Pittsburgh 7, New England 6)
2.	20	at Oakland (12/23/1972, Pittsburgh 13, Oakland 7)
3.	21	vs. Philadelphia (12/21/1947, Philadelphia 21, Pittsburgh 0)
4.	22	vs. Minnesota (01/12/1975, Pittsburgh 16, Minnesota 6)
5.	26	vs. Oakland (01/04/1976, Pittsburgh 16, Oakland 10)
6.	27	vs. Buffalo (01/09/1993, Buffalo 24, Pittsburgh 3)
7.	30	vs. San Diego (01/15/1995, San Diego 17, Pittsburgh 13)
8.	31	at Oakland (12/26/1976, Oakland 24, Pittsburgh 7)
		at New England (01/05/1997, New England 28, Pittsburgh 3)
		vs. Seattle (02/05/2006, Pittsburgh 21, Seattle 10)

MOST TOUCHDOWNS SCORED		
Rk.	No.	Opponent (Date)
1.	6	vs. Jacksonville (01/04/2018)
2.	5	vs. Cleveland (01/10/2021)
		vs. San Diego (01/11/2009)
		vs. Cleveland (01/05/2003)
		vs. Indianapolis (12/29/1996)
		vs. Dallas (01/21/1979)
		vs. Miami (12/30/1979)
		vs. Baltimore (12/19/1976)
9.	4	13 times
		Last: vs. Miami (01/08/2017)
MOST TOUCHDOWNS ALLOWED		
Rk.	No.	Opponent (Date)
1.	6	at Kansas City (01/16/2022)
		vs. Cleveland (01/10/2021)
		vs. Jacksonville (01/14/2018)
		at Miami (01/06/1985)
5.	5	vs. New England (01/23/2005)
		at L.A. Raiders (01/01/1984)
7.	4	11 times
		Last: at Baltimore (01/11/2025)
MOST RUSHING TOUCHDOWNS		
Rk.	No.	Opponent (Date)
1.	5	vs. Indianapolis (12/29/1996)
2.	3	vs. San Diego (01/11/2009)
		vs. Buffalo (01/06/1996)
		vs. Miami (12/30/1979)
		vs. Baltimore (12/27/1975)
		vs. Buffalo (12/22/1974)
7.	2	17 times
		Last: vs. Miami (01/08/2017)
MOST RUSHING TOUCHDOWNS ALLOWED		
Rk.	No.	Opponent (Date)
1.	4	vs. Jacksonville (01/14/2018)
		at L.A. Raiders (01/01/1984)
3.	3	at New England (01/05/1997)
4.	2	11 times
		Last: vs. Cleveland (01/10/2021)
MOST TOUCHDOWNS PASSING		
Rk.	No.	Opponent (Date)
1.	5	vs. Jacksonville (01/14/2018)
2.	4	vs. Dallas (01/21/1979)
		vs. Cleveland (01/10/2021)
4.	3	at Cincinnati (01/08/2006)
		vs. Cleveland (01/05/2003)
		vs. Kansas City (01/08/1994)
		at Miami (01/06/1985)
		at Baltimore (12/19/1976)
9.	2	19 times
		Last: at Baltimore (01/11/2025)
MOST TOUCHDOWNS PASSING ALLOWED		
Rk.	No.	Opponent (Date)
1.	6	at Kansas City (01/16/2022)
2.	4	at Miami (01/06/1985)
3.	3	Nine times
		Last: at Buffalo (01/15/2024)

MOST DEFENSIVE TOUCHDOWNS		
Rk.	No.	Opponent (Date)
1.	1	Seven times Last: at Kansas City (01/16/2022)
MOST DEFENSIVE TOUCHDOWNS BY OPPONENT		
Rk.	No.	Opponent (Date)
1.	1	12 times Last: vs. Cleveland (01/10/2021)
MOST PATS/ATTEMPTS		
Rk.	No.	Opponent (Date)
1.	6	vs. Jacksonville (01/14/2018)
2.	5	vs. San Diego (01/11/2009) vs. Dallas (01/21/1979)
4.	4	13 times Last: vs. Baltimore (01/15/2011)
MOST PATS/ATTEMPTS BY OPPONENT		
Rk.	No.	Opponent (Date)
1.	6	at Kansas City (01/16/2022) vs. Cleveland (01/10/2021) vs. Jacksonville (01/14/2018) at Miami (01/06/1985)
5.	5	vs. New England (01/23/2005) at L.A. Raiders (01/01/1984)
7.	4	Nine times Last: at Baltimore (01/11/2025)
MOST FIELD GOALS MADE		
Rk.	No.	Opponent (Date)
1.	6	at Kansas City (01/15/2017)
2.	4	at Cincinnati (01/09/2016) vs. Buffalo (01/06/1996) at Houston Oilers (12/31/1989)
5.	3	Six times Last: at Denver (01/17/2016)
MOST FIELD GOALS MADE BY OPPONENT		
Rk.	No.	Opponent (Date)
1.	5	at Denver (01/17/2016)
2.	4	at Oakland (12/22/1973)
3.	3	at New England (01/22/2017) vs. Baltimore (01/03/2015) at Denver (01/08/2012) vs. Indianapolis (01/14/1996) at Houston Oilers (12/31/1989)
8.	2	12 times Last: vs. Cleveland (01/10/2021)
MOST FIRST DOWNS		
Rk.	No.	Opponent (Date)
1.	34	vs. Cleveland (01/10/2021)
2.	30	vs. Cleveland (01/05/2003)
3.	29	at Baltimore (12/19/1976) vs. Buffalo (12/22/1974)
5.	28	vs. Jacksonville (01/14/2018)
6.	27	vs. Miami (12/30/1979)
7.	26	vs. San Diego (01/09/1983)
8.	25	vs. Dallas (01/28/1996) at Denver (12/30/1984)
10.	24	vs. Indianapolis (12/29/1996) vs. Jacksonville (01/05/2008) vs. Denver (12/30/1978)

MOST FIRST DOWNS BY OPPONENT		
Rk.	No.	Opponent (Date)
1.	29	at Baltimore (01/11/2025) at Tennessee (01/11/2003) vs. San Diego (01/09/1983)
4.	28	at Kansas City (01/08/1994) at Miami (01/06/1985)
6.	26	at New England (01/22/2017) at Kansas City (01/16/2022)
8.	24	at Buffalo (01/15/2024) at Oakland (12/22/1973) at L.A. Raiders (01/01/1984)
MOST FIRST DOWNS BY BOTH TEAMS		
Rk.	No.	Opponent (Date)
1.	55	vs. San Diego (01/09/1983, SD 29, PIT 26)
2.	54	vs. Cleveland (01/10/2021, PIT 34, CLE 20)
3.	51	vs. Cleveland (01/05/2003, PIT 30, CLE 21)
4.	50	vs. Jacksonville (01/14/2018, PIT 28, JAX 22) at Tennessee (01/11/2003, TEN 29, PIT 21) at Miami (01/06/1985, MIA 28, PIT 22)
7.	49	at Kansas City (07) (01/08/1994, KC 28, PIT 21)
8.	48	at New England (01/22/2017, NE 26, PIT 22)
9.	46	at Buffalo (01/15/2024, BUF 24, PIT 22) vs. Denver (01/11/1998, DEN 23, PIT 23)
FEWEST FIRST DOWNS		
Rk.	No.	Opponent (Date)
1.	7	vs. Philadelphia (12/21/1947)
2.	11	at Baltimore (01/11/2025) vs. Baltimore (01/18/2009)
4.	12	at New England (01/05/1997)
5.	13	at Oakland (12/26/1976) vs. Dallas (01/18/1976) vs. Miami (12/31/1972) vs. Oakland (12/23/1972)
9.	14	vs. Seattle (02/05/2006)
10.	15	at Oakland (12/22/1973)
FEWEST FIRST DOWNS BY OPPONENT		
Rk.	No.	Opponent (Date)
1.	7	vs. Baltimore (01/20/2002)
2.	8	vs. Indianapolis (12/29/1996)
3.	9	vs. Minnesota (01/12/1975)
4.	10	vs. Cleveland (01/07/1995) vs. Houston Oilers (01/07/1979) vs. Baltimore (12/27/1975)
7.	11	vs. Houston Oilers (01/06/1980)
8.	12	vs. Baltimore (01/15/2011)
9.	13	vs. Baltimore (01/18/2009) vs. San Diego (01/15/1995) vs. Oakland (12/23/1972)

MOST FIRST DOWNS RUSHING		
Rk.	No.	Opponent (Date)
1.	18	vs. Buffalo (12/22/1974)
2.	16	vs. Indianapolis (12/29/1996)
3.	14	vs. Miami (12/30/1979)
		vs. Cleveland (01/07/1995)
5.	13	vs. Baltimore (12/27/1975)
6.	12	at Baltimore (12/19/1976)
		vs. San Diego (01/11/2009)
		at Denver (12/30/1984)
9.	11	vs. Baltimore (01/20/2002)
		vs. Minnesota (01/12/1975)
		at Oakland (12/29/1974)
MOST FIRST DOWNS RUSHING BY OPPONENT		
Rk.	No.	Opponent (Date)
1.	16	at Baltimore (01/11/2025)
2.	14	at Oakland (12/22/1973)
3.	13	at L.A. Raiders (01/01/1984)
4.	11	at Buffalo (01/15/2024)
		vs. Miami (12/31/1972)
6.	10	at Tennessee (01/11/2003)
		at Miami (01/06/1985)
8.	9	vs. Jacksonville (01/14/2018)
		at New England (01/05/1997)
		vs. Oakland (12/23/1972)
FEWEST FIRST DOWNS RUSHING		
Rk.	No.	Opponent (Date)
1.	1	vs. Baltimore (01/18/2009)
2.	2	at Baltimore (01/11/2025)
		vs. Dallas (01/21/1979)
		at Oakland (12/22/1973)
5.	3	at Kansas City (01/16/2022)
		at New England (01/22/2017)
		vs. Cleveland (01/05/2003)
		at Oakland (12/26/1976)
9.	4	Six times
		Last: vs. Jacksonville (01/14/2018)
FEWEST FIRST DOWNS RUSHING BY OPPONENT		
Rk.	No.	Opponent (Date)
1.	0	vs. Baltimore (01/20/2002)
		vs. Indianapolis (12/29/1996)
		at Oakland (12/29/1974)
4.	1	vs. Miami (01/08/2017)
		vs. San Diego (01/11/2009)
		vs. New England (01/03/1998)
7.	2	Eight times
		Last: vs. N.Y. Jets (01/23/2011)
MOST FIRST DOWNS PASSING		
Rk.	No.	Opponent (Date)
1.	29	vs. Cleveland (01/10/2021)
2.	24	vs. Cleveland (01/05/2003)
3.	23	vs. Jacksonville (01/14/2018)
4.	19	vs. San Diego (01/09/1983)
5.	18	at New England (01/22/2017)
6.	17	vs. San Diego (01/15/1995)
	17	vs. Jacksonville (01/05/2008)
8.	15	Eight times
		Last: at Kansas City (01/16/2022)

MOST FIRST DOWNS PASSING BY OPPONENT		
Rk.	No.	Opponent (Date)
1.	20	vs. Arizona (02/01/2009)
2.	19	at Kansas City (01/16/2022)
		at Kansas City (01/08/1994)
		vs. San Diego (01/09/1983)
5.	18	at Tennessee (01/11/2003)
		vs. Cleveland (01/05/2003)
		at Houston Oilers (12/31/1989)
		at Miami (01/06/1985)
9.	17	at New England (01/22/2017)
10.	16	vs. Miami (01/08/2017)
FEWEST FIRST DOWNS PASSING		
Rk.	No.	Opponent (Date)
1.	2	vs. Philadelphia (12/21/1947)
2.	3	vs. Baltimore (12/27/1975)
3.	5	vs. Minnesota (01/12/1975)
		at New England (01/05/1997)
5.	6	vs. Dallas (01/18/1976)
		vs. Miami (12/31/1972)
		vs. Oakland (12/23/1972)
8.	7	vs. Miami (01/08/2017)
		vs. Indianapolis (12/29/1996)
		at Oakland (12/29/1974)
FEWEST FIRST DOWNS PASSING BY OPPONENT		
Rk.	No.	Opponent (Date)
1.	3	vs. Houston Oilers (01/07/1979)
2.	4	vs. Baltimore (12/27/1975)
		vs. Oakland (12/23/1972)
4.	5	vs. Jacksonville (01/05/2008)
		vs. Minnesota (01/12/1975)
6.	6	Five times
		Last: vs. Baltimore (01/20/2002)
MOST FIRST DOWNS BY PENALTY (STEELERS)		
Rk.	No.	Opponent (Date)
1.	5	at Cincinnati (01/09/2016)
		at Tennessee (01/11/2003)
		vs. New England (01/27/2002)
4.	4	vs. N.Y. Jets (01/23/2011)
		vs. Arizona (02/01/2009)
		vs. Denver (12/30/1978)
7.	3	Six times
		Last: vs. Miami (01/08/2017)
MOST FIRST DOWNS BY PENALTY (OPPONENT)		
Rk.	No.	Opponent (Date)
1.	4	vs. San Diego (01/09/1983)
		at Baltimore (12/19/1976)
3.	3	Nine times
		Last: at Baltimore (01/11/2025)

MOST NET YARDS GAINED		
Rk.	No.	Opponent (Date)
1.	553	vs. Cleveland (01/10/2021)
2.	545	vs. Jacksonville (01/14/2018)
3.	526	at Baltimore (12/19/1976)
4.	455	at Miami (01/06/1985)
5.	438	vs. Buffalo (12/22/1974)
6.	432	vs. Cleveland (01/05/2003)
7.	425	vs. Denver (12/30/1978)
8.	424	vs. Cleveland (01/07/1995)
9.	422	vs. San Diego (01/09/1983)
10.	415	vs. San Diego (01/15/1995)

MOST NET YARDS GAINED BY OPPONENT		
Rk.	No.	Opponent (Date)
1.	569	at Miami (01/06/1985)
2.	479	vs. San Diego (01/09/1983)
3.	478	at Kansas City (01/16/2022)
4.	464	at Baltimore (01/11/2025)
5.	447	at Denver (01/08/2012)
		vs. Cleveland (01/05/2003)
7.	431	at New England (01/22/2017)
8.	430	at Tennessee (01/11/2003)
9.	413	at L.A. Raiders (01/01/1984)
10.	407	vs. Arizona (02/01/2009)

FEWEST NET YARDS GAINED		
Rk.	No.	Opponent (Date)
1.	145	vs. Philadelphia (12/21/1947)
2.	213	at New England (01/05/1997)
3.	223	at Oakland (12/22/1973)
4.	237	at Oakland (12/26/1976)
5.	240	vs. Buffalo (01/09/1993)
6.	250	vs. Miami (12/31/1972)
7.	252	vs. Oakland (12/23/1972)
8.	257	at Kansas City (01/16/2022)
9.	263	vs. Baltimore (01/15/2011)
10.	275	vs. Baltimore (01/18/2009)

FEWEST NET YARDS GAINED BY OPPONENT		
Rk.	No.	Opponent (Date)
1.	119	vs. Minnesota (01/12/1975)
2.	126	vs. Baltimore (01/15/2011)
3.	142	vs. Houston Oilers (01/07/1979)
4.	146	vs. Indianapolis (12/29/1996)
5.	150	vs. Baltimore (01/20/2002)
6.	154	vs. Baltimore (12/27/1975)
7.	170	at Baltimore (12/19/1976)
8.	186	vs. Cleveland (01/07/1995)
9.	198	vs. Baltimore (01/18/2009)
10.	216	vs. Oakland (12/23/1972)

MOST TOTAL PLAYS		
Rk.	No.	Opponent (Date)
1.	84	vs. Cleveland (01/10/2021)
	84	vs. Dallas (01/28/1996)
3.	80	vs. San Diego (01/15/1995)
		at Kansas City (01/08/1994)
5.	78	vs. Jacksonville (01/14/2018)
		vs. Buffalo (01/06/1996)
7.	76	at Denver (12/24/1977)
8.	74	vs. Jacksonville (01/05/2008)
		vs. N.Y. Jets (01/15/2005)
		vs. Cleveland (01/07/1995)

MOST TOTAL PLAYS BY OPPONENT		
Rk.	No.	Opponent (Date)
1.	82	at Tennessee (OT) (01/11/2003)
2.	81	at Kansas City (OT) (01/08/1994)
3.	77	vs. Seattle (02/05/2006)
4.	76	vs. Oakland (01/04/1976)
5.	74	at Oakland (12/22/1973)
6.	73	vs. Cleveland (01/05/2003)
	73	at Houston Oilers (12/31/1989)
8.	72	at Baltimore (01/11/2025)
9.	71	at New England (01/22/2017)
		at Denver (01/17/2016)
		at Miami (01/06/1985)
		vs. San Diego (01/09/1983)

FEWEST TOTAL PLAYS		
Rk.	No.	Opponent (Date)
1.	45	at Baltimore (01/11/2025)
2.	46	at Oakland (12/22/1973)
3.	47	vs. Philadelphia (12/21/1947)
4.	48	vs. Miami (12/31/1972)
5.	54	vs. Miami (01/08/2017)
6.	56	vs. Seattle (02/05/2006)
		at Cincinnati (01/08/2006)
8.	58	vs. Arizona (02/01/2009)
		vs. L.A. Rams (01/20/1980)
		vs. Dallas (01/21/1979)

FEWEST TOTAL PLAYS BY OPPONENT		
Rk.	No.	Opponent (Date)
1.	47	vs. San Diego (01/15/1995)
		vs. Minnesota (01/12/1975)
		vs. Buffalo (12/22/1974)
4.	49	at Kansas City (01/15/2017)
5.	50	vs. San Diego (01/11/2009)
		vs. Dallas (01/28/1996)
		vs. Cleveland (01/07/1995)
8.	51	vs. Baltimore (01/20/2002)
9.	52	vs. Indianapolis (12/29/1996)
		at Denver (01/07/1990)
		vs. Houston Oilers (01/16/1980)

MOST YARDS GAINED RUSHING		
Rk.	No.	Opponent (Date)
1.	249	vs. Minnesota (01/12/1975)
2.	238	vs. Cleveland (01/07/1995)
3.	235	vs. Buffalo (12/22/1974)
4.	231	vs. Indianapolis (12/29/1996)
5.	225	at Baltimore (12/19/1976)
6.	211	vs. Baltimore (12/27/1975)
7.	210	at Oakland (12/29/1974)
8.	193	vs. N.Y. Jets (01/15/2005)
9.	181	vs. Seattle (02/05/2006)
10.	179	vs. Miami (01/08/2017)
		vs. Houston Oilers (01/07/1979)
MOST YARDS GAINED RUSHING BY OPPONENT		
Rk.	No.	Opponent (Date)
1.	299	at Baltimore (01/11/2025)
2.	232	at Oakland (12/22/1973)
3.	194	at New England (01/05/1997)
4.	193	vs. Miami (12/31/1972)
5.	188	at L.A. Raiders (01/01/1984)
6.	179	at Buffalo (01/15/2024)
7.	169	vs. Buffalo (01/09/1993)
8.	164	vs. Jacksonville (01/14/2018)
9.	157	at Oakland (12/26/1976)
10.	154	vs. Dallas (01/21/1979)
FEWEST YARDS GAINED RUSHING		
Rk.	No.	Opponent (Date)
1.	29	at Baltimore (01/11/2025)
2.	43	vs. Jacksonville (01/05/2008)
3.	52	vs. Cleveland (01/10/2021)
		vs. Baltimore (01/18/2009)
5.	54	at New England (01/22/2017)
6.	56	at Kansas City (01/16/2022)
7.	58	vs. Arizona (02/01/2009)
		vs. New England (01/27/2002)
9.	65	at Oakland (12/22/1973)
10.	66	vs. San Diego (01/15/1995)
		vs. Dallas (01/21/1979)
FEWEST YARDS GAINED RUSHING BY OPPONENT		
Rk.	No.	Opponent (Date)
1.	15	vs. San Diego (01/11/2009)
2.	17	vs. Minnesota (01/12/1975)
3.	22	vs. Baltimore (01/20/2002)
4.	24	vs. Houston Oilers (01/06/1980)
5.	25	vs. Miami (12/30/1979)
6.	29	at Oakland (12/29/1974)
7.	33	vs. Arizona (02/01/2009)
8.	35	vs. Baltimore (01/15/2011)
9.	36	vs. New England (01/03/1998)
10.	38	vs. Cleveland (01/05/2003)

MOST RUSHING ATTEMPTS		
Rk.	No.	Opponent (Date)
1.	57	vs. Minnesota (01/12/1975)
2.	51	vs. Indianapolis (12/29/1996)
		vs. Cleveland (01/07/1995)
		at Oakland (12/29/1974)
		vs. Buffalo (12/22/1974)
6.	49	vs. Baltimore (01/20/2002)
7.	47	vs. Houston Oilers (01/07/1979)
8.	46	vs. Dallas (01/18/1976)
9.	43	vs. N.Y. Jets (01/23/2011)
		vs. N.Y. Jets (01/15/2005)
MOST RUSHING ATTEMPTS BY OPPONENT		
Rk.	No.	Opponent (Date)
1.	55	at Oakland (12/22/1973)
2.	52	vs. Philadelphia (12/21/1947)
3.	51	at Oakland (12/26/1976)
4.	50	at Baltimore (01/11/2025)
5.	49	vs. Miami (12/31/1972)
6.	41	vs. Baltimore (12/27/1975)
7.	39	vs. Buffalo (01/09/1993)
8.	38	at Miami (01/06/1985)
9.	37	at Denver (12/24/1977)
10.	36	at Tennessee (01/11/2003)
FEWEST RUSHING ATTEMPTS		
Rk.	No.	Opponent (Date)
1.	11	at Baltimore (01/11/2025)
2.	16	vs. Cleveland (01/10/2021)
3.	18	vs. Jacksonville (01/14/2018)
4.	19	vs. Denver (01/17/2006)
		vs. Baltimore (01/03/2015)
6.	20	at Kansas City (01/16/2022)
		at New England (01/22/2017)
		at Tennessee (01/11/2003)
		vs. Cleveland (01/05/2003)
		at Oakland (12/22/1973)
FEWEST RUSHING ATTEMPTS BY OPPONENT		
Rk.	No.	Opponent (Date)
1.	11	vs. San Diego (01/11/2009)
		vs. Baltimore (01/20/2002)
3.	12	vs. Arizona (02/01/2009)
4.	13	vs. Green Bay (02/06/2011)
5.	14	at Kansas City (01/15/2017)
		at Indianapolis (01/15/2006)
7.	15	vs. Indianapolis (12/29/1996)
8.	17	vs. Cleveland (01/07/1995)
9.	18	vs. Baltimore (01/15/2011)
10.	19	vs. New England (01/03/1998)

MOST NET YARDS GAINED PASSING		
Rk.	No.	Opponent (Date)
1.	501	vs. Cleveland (01/10/2021)
2.	462	vs. Jacksonville (01/14/2018)
3.	349	vs. San Diego (01/15/1995)
4.	343	vs. Cleveland (01/05/2003)
5.	325	vs. San Diego (01/09/1983)
6.	319	vs. Baltimore (01/03/2015)
7.	314	at New England (01/22/2017)
8.	312	at Miami (01/06/1985)
9.	311	at Denver (01/17/2016)
10.	309	vs. L.A. Rams (01/20/1980)

MOST NET YARDS GAINED PASSING BY OPPONENT		
Rk.	No.	Opponent (Date)
1.	435	at Miami (01/06/1985)
2.	409	vs. Cleveland (01/05/2003)
3.	374	at New England (01/22/2017)
		vs. Arizona (02/01/2009)
5.	372	at Kansas City (01/16/2022)
6.	333	vs. San Diego (01/09/1983)
7.	331	at Tennessee (01/11/2003)
8.	316	at Denver (01/08/2012)
9.	315	at Houston Oilers (12/31/1989)
10.	288	vs. Green Bay (02/06/2011)

FEWEST NET YARDS GAINED PASSING		
Rk.	No.	Opponent (Date)
1.	43	vs. Philadelphia (12/21/1947)
2.	76	vs. Baltimore (12/27/1975)
3.	84	vs. Minnesota (01/12/1975)
4.	90	at New England (01/05/1997)
5.	95	at Oakland (12/29/1974)
6.	111	vs. Buffalo (01/09/1993)
7.	112	at Houston Oilers (12/31/1989)
8.	121	vs. N.Y. Jets (01/23/2011)
9.	122	vs. Miami (12/31/1972)
10.	134	vs. New England (01/03/1998)

FEWEST NET YARDS GAINED PASSING BY OPPONENT		
Rk.	No.	Opponent (Date)
1.	63	at Oakland (12/26/1976)
2.	70	vs. Houston Oilers (01/07/1979)
3.	72	vs. Baltimore (12/27/1975)
4.	78	vs. Oakland (12/23/1972)
5.	91	vs. Baltimore (01/15/2011)
6.	99	at Baltimore (12/19/1976)
7.	102	vs. Minnesota (01/12/1975)
8.	104	vs. Jacksonville (01/05/2008)
9.	105	vs. Indianapolis (12/29/1996)
10.	121	vs. Miami (12/31/1972)

MOST PASS ATTEMPTS		
Rk.	No.	Opponent (Date)
1.	68	vs. Cleveland (01/10/2021)
2.	58	vs. Jacksonville (01/14/2018)
3.	54	vs. San Diego (01/15/1995)
4.	49	vs. Dallas (01/28/1996)
5.	48	vs. Baltimore (01/03/2015)
		vs. Cleveland (01/05/2003)
7.	47	at New England (01/22/2017)
8.	44	at Kansas City (01/16/2022)
9.	42	vs. Jacksonville (01/05/2008)
		at Tennessee (01/11/2003)
		vs. New England (01/27/2002)
		at Kansas City (01/08/1994)

MOST PASS ATTEMPTS BY OPPONENT		
Rk.	No.	Opponent (Date)
1.	49	vs. Seattle (02/05/2006)
2.	48	at Houston Oilers (OT) (12/31/1989)
3.	45	at Tennessee (01/11/2003)
4.	44	vs. New England (01/03/1998)
		at Kansas City (01/08/1994)
6.	43	vs. Arizona (02/01/2009)
		vs. Cleveland (01/05/2003)
8.	42	at New England (01/22/2017)
		vs. San Diego (01/09/1983)
		at Oakland (12/26/1976)

FEWEST PASS ATTEMPTS		
Rk.	No.	Opponent (Date)
1.	13	vs. Baltimore (12/27/1975)
2.	14	vs. Minnesota (01/12/1975)
3.	17	at Oakland (12/29/1974)
4.	18	vs. Miami (01/08/2017)
		vs. Philadelphia (12/21/1947)
6.	19	vs. N.Y. Jets (01/23/2011)
		vs. Houston Oilers (01/07/1979)
		vs. Dallas (01/18/1976)
9.	20	vs. Miami (12/31/1972)
10.	21	Three times
		Last: at Cincinnati (01/08/2006)

FEWEST PASS ATTEMPTS BY OPPONENT		
Rk.	No.	Opponent (Date)
1.	16	at Oakland (12/26/1976)
		vs. Miami (12/31/1972)
3.	17	at Oakland (12/22/1973)
4.	18	vs. Philadelphia (12/21/1947)
5.	20	at Denver (01/07/1990)
6.	21	at Baltimore (01/11/2025)
		at Denver (01/08/2012)
		vs. Jacksonville (01/05/2008)
		vs. New England (01/23/2005)
10.	22	vs. San Diego (01/15/1995)
		vs. Denver (12/30/1978)
		vs. Baltimore (12/27/1975)

MOST PASS COMPLETIONS		
Rk.	No.	Opponent (Date)
1.	47	vs. Cleveland (01/10/2021)
2.	37	vs. Jacksonville (01/14/2018)
3.	33	vs. Baltimore (01/03/2015)
4.	32	vs. San Diego (01/15/1995)
5.	31	at New England (01/22/2017)
6.	30	vs. Cleveland (01/05/2003)
7.	29	at Kansas City (01/16/2022)
		vs. Jacksonville (01/05/2008)
9.	28	vs. Dallas (01/28/1996)
		vs. San Diego (01/09/1983)
MOST PASS COMPLETIONS BY OPPONENT		
Rk.	No.	Opponent (Date)
1.	32	at New England (01/22/2017)
2.	31	at Kansas City (01/16/2022)
		vs. Arizona (02/01/2009)
4.	29	vs. Miami (01/08/2017)
		at Kansas City (OT) (01/08/1994)
		at Houston Oilers (OT) (12/31/1989)
7.	27	at Tennessee (OT) (01/11/2003)
		vs. San Diego (01/09/1983)
9.	26	vs. Seattle (02/05/2006)
		vs. Cleveland (01/05/2003)
FEWEST PASS COMPLETIONS		
Rk.	No.	Opponent (Date)
1.	4	vs. Philadelphia (12/21/1947)
2.	8	vs. Baltimore (12/27/1975)
		at Oakland (12/29/1974)
4.	9	vs. Dallas (01/18/1976)
		vs. Minnesota (01/12/1975)
6.	10	vs. N.Y. Jets (01/23/2011)
		vs. Seattle (02/05/2006)
		vs. Miami (12/31/1972)
9.	11	vs. Houston Oilers (01/07/1979)
		vs. Oakland (12/23/1972)
FEWEST PASS COMPLETIONS BY OPPONENT		
Rk.	No.	Opponent (Date)
1.	8	vs. Baltimore (12/27/1975)
2.	9	vs. Jacksonville (01/05/2008)
3.	10	at Denver (01/08/2012)
		at Oakland (12/26/1976)
		vs. Miami (12/31/1972)
6.	11	vs. San Diego (01/15/1995)
		at Denver (12/24/1977)
		at Baltimore (12/19/1976)
		vs. Minnesota (01/12/1975)
		vs. Buffalo (12/22/1974)
		vs. Oakland (12/23/1972)

MOST PASS ATTEMPTS BY BOTH TEAMS		
Rk.	No.	Opponent (Date)
1.	102	vs. Cleveland (01/10/2021)
2.	91	vs. Cleveland (01/05/2003)
3.	89	at New England (01/22/2017)
4.	87	at Tennessee (OT) (01/11/2003)
5.	86	at Kansas City (OT) (01/08/1994)
6.	84	vs. Jacksonville (01/14/2018)
	84	at Kansas City (01/16/2022)
8.	81	vs. New England (01/27/2002)
		at Houston Oilers (12/31/1989)
		vs. San Diego (01/09/1983)
MOST PASS COMPLETIONS BY BOTH TEAMS		
Rk.	No.	Opponent (Date)
1.	68	vs. Cleveland (01/10/2021)
2.	63	at New England (01/22/2017)
3.	60	at Kansas City (01/16/2022)
4.	56	vs. Cleveland (01/05/2003)
5.	55	vs. San Diego (01/09/1983)
6.	52	at Kansas City (OT) (01/08/1994)
		vs. Arizona (02/01/2009)
8.	51	vs. Baltimore (01/03/2015)
		vs. Jacksonville (01/14/2018)
10.	49	vs. Green Bay (02/06/2011)
MOST PASSES HAD INTERCEPTIONS (STEELERS)		
Rk.	No.	Opponent (Date)
1.	4	vs. Cleveland (01/10/2021)
2.	3	10 times
		Last: vs. Jacksonville (01/05/2008)
MOST PASSES HAD INTERCEPTIONS (OPPONENT)		
Rk.	No.	Opponent (Date)
1.	5	vs. Houston Oilers (01/07/1979)
3.	3	vs. Baltimore (01/18/2009)
		vs. Baltimore (01/20/2002)
		vs. Buffalo (01/06/1996)
		vs. Dallas (01/18/1976)
		vs. Minnesota (01/12/1975)
		at Oakland (12/29/1974)
8.	2	13 times
		Last: vs. Jacksonville (01/05/2008)
MOST SACKS ALLOWED (SINCE 1982)		
Rk.	No.	Opponent (Date)
1.	7.0	vs. Buffalo (01/09/1993)
2.	6.0	vs. Baltimore (01/15/2011)
		vs. Jacksonville (01/05/2008)
4.	5.0	vs. Baltimore (01/03/2015)
		at Denver (01/08/2012)
		at L.A. Raiders (01/01/1984)
7.	4.0	at Baltimore (01/11/2025)
		at Cincinnati (01/09/2016)
		vs. Baltimore (01/18/2009)
		vs. Dallas (01/28/1996)

MOST SACKS (SINCE 1982)		
Rk.	No.	Opponent (Date)
1.	5.0	vs. Miami (01/08/2017)
		vs. Baltimore (01/15/2011)
		at Indianapolis (01/15/2006)
4.	4.0	Seven times
		Last: vs. San Diego (01/11/2009)
MOST PUNTS		
Rk.	No.	Opponent (Date)
1.	9	vs. New England (01/03/1998)
		at New England (01/05/1997)
3.	8	at L.A. Raiders (01/01/1984)
4.	7	at Kansas City (01/16/2022)
		at Cincinnati (01/09/2016)
		vs. Baltimore (01/18/2009)
		at Kansas City (OT) (01/08/1994)
8.	6	Seven times
		Last: vs. Seattle (02/05/2006)
MOST PUNTS BY OPPONENT		
Rk.	No.	Opponent (Date)
1.	9	vs. Baltimore (12/27/1975)
2.	8	vs. Baltimore (01/20/2002)
		vs. Indianapolis (12/29/1996)
		at Oakland (12/26/1976)
5.	7	Eight times
		Last: vs. Baltimore (01/18/2009)
FEWEST PUNTS		
Rk.	No.	Opponent (Date)
1.	1	at Kansas City (01/15/2017)
		vs. N.Y. Jets (01/23/2011)
		vs. Houston Oilers (01/07/1979)
		at Baltimore (12/19/1976)
5.	2	Eight times
		Last: vs. Jacksonville (01/14/2018)
FEWEST PUNTS BY OPPONENT		
Rk.	No.	Opponent (Date)
1.	1	vs. San Diego (01/09/1983)
2.	2	Six times
		Last: at New England (01/22/2017)
8.	3	at Cincinnati (01/08/2006)
		at Buffalo (01/15/2024)
10.	4	19 times
		Last: at Baltimore (01/11/2025)
HIGHEST PUNTING AVG. (MIN. 3 PUNTS)		
Rk.	No.	Opponent (Date)
1.	51.4	at Baltimore (01/11/2025)
2.	51.3	vs. Miami (12/31/1972)
3.	51.0	vs. Green Bay (02/06/2011)
		vs. Houston Oilers (01/06/1980)
5.	49.7	at Kansas City (01/16/2022)
6.	48.7	vs. Seattle (02/05/2006)
7.	48.5	vs. Baltimore (01/15/2011)
8.	48.2	vs. Oakland (12/23/1972)
9.	47.0	at Cincinnati (01/08/2006)
10.	46.3	vs. Arizona (02/01/2009)

HIGHEST PUNTING AVG. BY OPPONENT (MIN. 3 PUNTS)		
Rk.	No.	Opponent (Date)
1.	53.8	vs. Baltimore (01/15/2011)
2.	50.2	vs. Seattle (02/05/2006)
3.	50.0	vs. Jacksonville (01/05/2008)
		vs. Indianapolis (12/29/1996)
5.	48.0	at Buffalo (01/15/2014)
6.	47.2	vs. San Diego (01/11/2009)
7.	47.0	at Denver (01/17/2016)
8.	45.8	at Baltimore (01/11/2025)
	45.8	at Kansas City (01/15/2017)
10.	45.3	at Indianapolis (01/15/2006)
MOST PENALTIES		
Rk.	No.	Opponent (Date)
1.	12	at Baltimore (12/19/1976)
2.	11	vs. Denver (12/30/1978)
3.	10	at Cincinnati (01/09/2016)
		at Denver (12/24/1977)
5.	9	vs. Baltimore (01/15/2011)
6.	8	Six times
		Last: vs. Baltimore (01/03/2015)
MOST PENALTIES BY OPPONENT		
Rk.	No.	Opponent (Date)
1.	12	vs. New England (01/27/2002)
2.	11	vs. Arizona (02/01/2009)
3.	9	at Indianapolis (01/15/2006)
		vs. Cleveland (01/05/2003)
		vs. Baltimore (01/20/2002)
		vs. Dallas (01/21/1979)
		at Oakland (12/22/1973)
8.	8	Five times
		Last: at Cincinnati (01/09/2016)
MOST YARDS PENALIZED		
Rk.	No.	Opponent (Date)
1.	142	at Cincinnati (01/09/2016)
2.	122	vs. Minnesota (01/12/1975)
3.	114	vs. Baltimore (01/03/2015)
4.	111	vs. San Diego (01/15/1995)
5.	93	vs. Baltimore (01/15/2011)
6.	88	vs. Denver (12/30/1978)
		at Baltimore (12/19/1976)
8.	71	vs. Denver (01/11/1998)
9.	67	vs. Baltimore (01/18/2009)
		at Denver (12/24/1977)
MOST YARDS PENALIZED BY OPPONENT		
Rk.	No.	Opponent (Date)
1.	106	vs. Arizona (02/01/2009)
2.	104	vs. San Diego (01/11/2009)
		vs. Denver (12/30/1978)
4.	92	at Tennessee (01/11/2003)
5.	90	at Cincinnati (01/08/2006)
6.	89	vs. Dallas (01/21/1979)
7.	87	vs. New England (01/27/2002)
8.	79	at Cincinnati (01/09/2016)
9.	75	vs. Cleveland (01/05/2003)
		at Oakland (12/22/1973)

MOST TURNOVERS		
Rk.	No.	Opponent (Date)
1.	7	vs. Oakland (01/04/1976)
2.	5	vs. Cleveland (01/10/2021)
		vs. Houston Oilers (01/07/1979)
		vs. Baltimore (12/27/1975)
5.	4	Six times
		Last: vs. Jacksonville (01/05/2008)
MOST TURNOVERS BY OPPONENT		
Rk.	No.	Opponent (Date)
1.	9	vs. Houston Oilers (01/07/1979)
2.	5	vs. Oakland (01/04/1976)
		vs. Minnesota (01/12/1975)
4.	4	Eight times
		Last: at Cincinnati (01/09/2016)
MOST FUMBLES LOST		
Rk.	No.	Opponent (Date)
1.	4	vs. Oakland (01/04/1976)
2.	3	vs. Miami (12/30/1979)
		vs. Houston Oilers (01/07/1979)
		vs. Baltimore (12/27/1975)
5.	2	Seven times
		Last: vs. Baltimore (01/15/2011)
MOST FUMBLES LOST BY OPPONENT		
Rk.	No.	Opponent (Date)
1.	4	vs. Houston Oilers (01/07/1979)
2.	3	at Cincinnati (01/09/2016)
		vs. Oakland (01/04/1976)
4.	2	13 times
		Last: vs. Miami (01/08/2017)



