



CLEVELAND CAVALIERS (5-3)

VS. INDIANA PACERS (7-2)

Tuesday, May 13th, 2025 | 7:00 p.m. ET ROCKET ARENA, CLEVELAND, OH TV: TNT AUDIO: WTAM/WMMS ADDITIONAL COVERAGE: RESN

2024-25 CLEVELAND CAVALIERS POSTSEASON GAME NOTES

FOLLOW @CAVSNOTES ON "X"

PLAYOFFS ROUND 2

GAME #5

LAST GAMES STARTERS

PLAYER / 2024-25 POSTSEASON AVERAGES

#1	Max Strus	SF • 6-5 • 215 • DePaul/USA • 6th Season					
	GP/GS	PPG	RPG	APG	SPG	BPG	MPG
	8/8	13.1	5.5	4.1	0.8	0.3	28.4
#4	Evan Mobley	PF • 7-0 • 215 • USC/USA • 4th Season					
	GP/GS	PPG	RPG	APG	SPG	BPG	MPG
	7/7	16.1	7.7	1.7	1.3	0.9	31.4
#31	Jarrett Allen	C • 6-11 • 248 • Texas/USA • 8th Season					
	GP/GS	PPG	RPG	APG	SPG	BPG	MPG
	8/8	14.0	9.0	1.5	1.5	1.0	28.9
#45	Donovan Mitchell	SG • 6-3 • 215 • Louisville/USA • 8th Season					
	GP/GS	PPG	RPG	APG	SPG	BPG	MPG
	8/8	28.9	4.1	4.3	1.6	0.3	31.3
#10	Darius Garland	PG • 6-1 • 186 • Vanderbilt/USA • 6th Season					
	GP/GS	PPG	RPG	APG	SPG	BPG	MPG
	4/4	19.8	1.8	5.8	0.5	0.0	28.7

CAVS QUICK FACTS

- 🏆 Cleveland is facing Indiana in the Eastern Conference Semifinals, marking the 4th time the Cavs have faced the Pacers in a playoff series in team history (1998, 2017 and 2018). The Cavs return to Cleveland for Game 5 and with a win, will face the Pacers in Indiana for Game 6 on Thursday. Cleveland has come back down 3-1 in a series once in franchise history (2016 NBA Finals vs. GSW). Cleveland is averaging 121.3 PPG so far this postseason which leads all playoff teams and they have scored at least 110 PTS in 7 of their 8 postseason games. Cleveland has 30 home playoff wins over the last 10 seasons, marking the 4th-most in the NBA over that span. In the 1st Round of the playoffs, The Cavs swept the Heat 4-0, advancing to the 2nd Round for the 2nd-straight season. Cleveland outscored Miami by a combined 122 points in the 4-game sweep, **marking the largest point differential in any NBA playoff series in NBA history**. The Cavaliers also averaged 19.3 3FGM per game in the First Round on .440 3FG% and also shot .518 FG% over the four games.

- 🏆 **DARIUS GARLAND** recorded a team-high 21 PTS on 6-11 (.545) shooting from the field as well as 8-8 shooting from the free throw line, 6 AST and 1 STL in 27 MIN in Game 4 on Sunday night at IND. It was his 9th career 20-point game in the postseason. Garland has also scored 20+ PTS in 3 of his 4 appearances so far during this postseason. In three games this postseason, Garland is averaging 19.8 PPG, 5.8 APG and shooting 19-20 (.950) from the free throw line in 29.9 MPG.

- 🏆 **DONOVAN MITCHELL** is averaging 28.9 PPG so far this postseason and has scored 30+ PTS in 5 of his 8 games. He has the 10th-most 30-point games (30) in the playoffs among all active NBA players. **Mitchell ranks 7th in NBA history in points per game in the playoffs (28.2 PPG in his playoff career) including the 4th-highest playoff scoring average among active NBA players.** Over the first 3 games of this series against Indiana, Mitchell averaged 41.3 PPG, 6.3 RPG and 6.0 APG becoming just the 4th player in NBA history to average 40+ PPG, 5+ RPG and 5+ APG through the first 3 games of a series (LeBron James, Michael Jordan, Jerry West). He is five three-pointers shy of recording his 200th career three-pointer in the postseason.

HIGHEST CAREER POSTSEASON SCORING AVERAGES AMONG ACTIVE NBA PLAYERS

1.) Luka Dončić, LAL - 30.9 PPG	2.) Kevin Durant, PHX - 29.3 PPG
3.) LeBron James, LAL - 28.4 PPG	4.) DONOVAN MITCHELL, CLE - 28.2 PPG

- 🏆 **MAX STRUS** contributed 11 PTS, including 3-7 (.429) from the three-point line, 6 REB, 3 AST, 1 STL in 23 MIN in Game 4 on Sunday night at IND. Strus has scored in double figures in three-straight playoff games and 5 of his 8 games this postseason. He is shooting 26-61 (.426) from the three-point line so far this postseason. He also finished with 20 PTS on 8-12 (.667) shooting from the field, including 4-8 (.500) shooting from the 3-point line, 7 REB, 7 AST and 1 BLK in 33 MIN in Game 3 at IND on Friday night in the Cavs lone win of the series so far. Strus finished as a +32 in the win and it was his 4th career playoff game with at least 20 PTS.

- 🏆 **EVAN MOBLEY** finished with 10 PTS, including 2-4 (.500) shooting from the 3-point line, 5 REB and 1 STL in 27 MIN in Game 4 on Sunday night at IND. He has recorded a steal in 6-straight playoff games which is the longest playoff STL streak of his career. He is also shooting 13-29 (.448 3FG%) from the 3-point line and has scored 10+ PTS in 6 of his 7 playoff appearances this postseason. This past season, He was selected as an NBA All-Star for the 1st time in his career and won the 2025 Defensive Player of the Year award, becoming the first Cavalier ever to win that honor.

- 🏆 **JARRETT ALLEN** is shooting 40-55 (.727) from the field so far this postseason, which is the highest FG% among all postseason players. Allen is on pace to have the highest FG% in Cavaliers postseason history as well as the highest FT% (.970 FT%) in Cavaliers postseason history (min. 30 FTA). This postseason, Allen is averaging 14.0 PPG, 9.0 RPG, 1.50 SPG and 1.00 BPG in 28.9 MPG. He is the only player on the Cavs this postseason averaging at least 1.50 SPG and 1.00 BPG and he is on pace to become just the 5th player in Cavs history to average 1.50+ SPG and 1.00+ BPG in a postseason (LeBron James - 5 times, Elmore Smith - 2 times, Ron Harper and Fouts Walker).

CAVALIERS PRONUNCIATIONS

Emoni Bates (e-MON-e); Chuma Okeke (CHOO-muh oh-KAY-kay); Isaac Okoro (oh-CORE-oh); Max Strus (str-OOS); Nae'Qwan Tomlin (NAY-KWAN)

INJURIES

<https://official.nba.com/nba-injury-report-2024-25-season/>

2024-25 REGULAR SEASON CAVALIERS RECORDS

	RECORD	HOME	ROAD	OT
OVERALL	64-18	34-7	30-11	1-1
WESTERN	23-7	13-2	10-5	1-0
EASTERN	41-11	21-5	20-6	0-1
CENTRAL	12-4	6-2	6-2	0-1

STREAKS

OVERALL	Lost 1
WESTERN	--
EASTERN	Lost 1
CENTRAL	Lost 1

2024-25 POSTSEASON SCHEDULE

DATE	OPPONENT	SCORE	RECORD
4/20	vs. Heat	121-100 W	1-0
4/23	vs. Heat	121-112 W	2-0
4/26	@ Heat	124-87 W	3-0
4/28	@ Heat	138-83 W	4-0
5/4	vs. Pacers	112-121 L	4-1
5/6	vs. Pacers	119-120 L	4-2
5/9	@ Pacers	126-104 W	5-2
5/11	@ Pacers	109-129 L	5-3
5/13	vs. Pacers	7:00 pm	--

2024-25 REG. SEASON SCHEDULE

DATE	OPPONENT	SCORE	RECORD
10/23	@ Raptors	136-106 W	1-0
10/25	vs. Pistons	113-101 W	2-0
10/26	@ Wizards	135-116 W	3-0
10/28	@ Knicks	110-104 W	4-0
10/30	vs. Lakers	134-110 W	5-0
11/1	vs. Magic	120-109 W	6-0
11/2	@ Bucks	114-113 W	7-0
11/4	vs. Bucks	116-114 W	8-0
11/6	@ Pelicans	131-122 W	9-0
11/8	vs. Warriors	136-117 W	10-0
11/9	vs. Nets	105-100 W	11-0
11/11	@ Bulls	119-113 W	12-0
11/13	@ 76ers	114-106 W	13-0
11/15	vs. Bulls	144-126 W	14-0
11/17	vs. Hornets	128-114 W	15-0
11/19	@ Celtics	117-120 L	15-1
11/20	vs. Pelicans	128-100 W	16-1
11/24	vs. Raptors	122-108 W	17-1
11/27	vs. Hawks	124-135 L	17-2
11/29	@ Hawks	101-117 L	17-3
12/1	vs. Celtics	115-111 W	18-3
12/3	vs. Wizards	118-87 W	19-3
12/5	vs. Nuggets	126-114 W	20-3
12/7	@ Hornets	116-102 W	21-3
12/8	@ Heat	113-122 L	21-4
12/13	vs. Wizards	115-105 W	22-4
12/16	@ Nets	130-101 W	23-4
12/20	vs. Bucks	124-101 W	24-4
12/21	vs. 76ers	126-99 W	25-4
12/23	vs. Jazz	124-113 W	26-4
12/27	@ Nuggets	149-135 W	27-4
12/30	@ Warriors	113-95 W	28-4
12/31	@ Lakers	122-110 W	29-4
1/3	@ Mavericks	134-122 W	30-4
1/5	vs. Hornets	115-105 W	31-4
1/8	vs. Thunder	129-122 W	32-4
1/9	vs. Raptors	132-126 W	33-4
1/12	vs. Pacers	93-108 L	33-5
1/14	@ Pacers	127-117 W	34-5
1/16	@ Thunder	114-134 L	34-6
1/18	@ Timberwolves	124-117 W	35-6
1/20	vs. Suns	118-92 W	36-6
1/22	@ Rockets	108-109 L	36-7
1/24	@ 76ers	129-132 L	36-8
1/25	vs. Rockets	131-135 L	36-9
1/27	vs. Pistons	110-91 W	37-9
1/29	@ Heat	126-106 W	38-9
1/30	vs. Hawks	137-115 W	39-9
2/2	vs. Mavericks	144-101 W	40-9
2/4	vs. Celtics	105-112 L	40-10
2/6	@ Pistons	118-115 W	41-10
2/7	@ Wizards	134-124 W	42-10
2/10	vs. Timberwolves	128-107 W	43-10
2/12	@ Raptors	131-108 W	44-10
2/20	@ Nets	110-97 W	45-10
2/21	vs. Knicks	142-105 W	46-10
2/23	vs. Grizzlies	129-123 W	47-10
2/25	@ Magic	122-82 W	48-10
2/28	@ Celtics	123-116 W	49-10
3/2	vs. Trail Blazers	133-129* W	50-10
3/4	@ Bulls	139-117 W	51-10
3/5	vs. Heat	112-107 W	52-10
3/7	@ Hornets	118-117 W	53-10
3/9	@ Bucks	112-100 W	54-10
3/11	vs. Nets	109-104 W	55-10
3/14	@ Grizzlies	133-124 W	56-10
3/16	vs. Magic	103-108 L	56-11
3/18	@ Clippers	119-132 L	56-12
3/19	@ Kings	119-123 L	56-13
3/21	@ Suns	112-123 L	56-14
3/23	@ Jazz	120-91 W	57-14
3/25	@ Trail Blazers	122-111 W	58-14
3/27	vs. Spurs	124-116 W	59-14
3/28	@ Pistons	122-133 L	59-15
3/30	vs. Clippers	127-122 W	60-15
4/2	vs. Knicks	124-105 W	61-15
4/4	@ Spurs	114-113 W	62-15
4/6	vs. Kings	113-120 L	62-16
4/8	vs. Bulls	135-113 W	63-16
4/10	@ Pacers	112-114 L	63-17
4/11	@ Knicks	108-102 W	64-17
4/13	vs. Pacers	118-126** L	64-18

All Times Cleveland Time (ET)



VS. INDIANA (2024-25 REGULAR SEASON RECORD: 50-32)

2024-25 POSTSEASON	PPG	OPP. PPG	FG%	3FG%	FT%	RPG	APG	SPG	TO	BPG
Pacers	118.1	113.0	.501	.404	.797	40.9	30.1	6.67	12.7	5.78
Cavaliers	121.3	107.0	.476	.374	.836	44.5	24.5	9.00	12.1	3.63



2024-25 POSTSEASON INDIVIDUAL BESTS			2024-25 POSTSEASON PACERS BESTS			2024-25 POSTSEASON TEAM		
Points	48	Donovan Mitchell vs. IND 5/6/25	Points	23	Benedict Mathurin @ IND 5/9/25, Myles Turner vs. IND 5/6/25, Aaron Nesmith vs. IND 5/6/25, Andrew Nembhard vs. IND 5/4/25	Biggest Win	22	@ IND 5/9/25
Rebounds	13	Evan Mobley @ IND 5/9/25				Biggest Loss	20	@ IND 5/11/25
Assists	9	Donovan Mitchell vs. IND 5/6/25	Rebounds	11	Myles Turner vs. IND 5/4/25			
			Assists	13	Andrew Nembhard vs. IND 5/6/25, Tyrese Haliburton vs. IND 5/4/25			

CAVS ALL-TIME BEST VS. IND			IND ALL-TIME BEST VS. CLE			CLE-IND SERIES		
POINTS	47	LeBron James, 2/10/09	POINTS	43	Reggie Miller, 2/14/90, Paul George, 4/2/17	Biggest Win	32	3/22/94 (93-61)
REBOUNDS	19	Cliff Robinson 12/3/82, Kevin Love 11/8/15				Biggest Loss	48	12/10/99 (88-136)
ASSISTS	20	Geoff Huston, 2/3/82	REBOUNDS	20	5 times			
			ASSISTS	20	Jalen Rose, 4/18/01 (OT)			

2024-25 REGULAR SEASON VS. PACERS			2023-24 REGULAR SEASON VS. PACERS			SERIES HISTORY VS. PACERS				
DATE	SITE	TIME/RESULT	DATE	SITE	RESULT		ALL-TIME	STREAKS	LAST WIN	LAST LOSS
1/12/25	Cleveland	L, 93-108	10/28/23	Cleveland	L, 113-125	Overall	104-111	Lost 2	1/14/25	4/13/25
1/14/25	Indiana	W, 127-117	11/3/23	Indiana	L, 116-121	Home	66-44	Lost 2	4/12/24	4/13/25
4/10/25	Indiana	L, 112-114	3/18/24	Indiana	W, 108-103	Road	38-67	Lost 1	1/14/25	4/10/25
4/13/25	Cleveland	L, 118-126 (OT)	4/12/24	Cleveland	W, 129-120					

CLE VS. IND (2024-25 POSTSEASON): 1-3

PACERS 129, CAVALIERS 109 – MAY 11, 2025 – GAINBRIDGE FIELDHOUSE – INDIANAPOLIS, IN – GAME #8

TEAM	1	2	3	4	OT	FINAL	FG	FGA	FG%	3FG%	FT%	OR	DR	TR	A	PF	ST	TO	BS
CLE	23	16	38	32	-	109	30	70	.429	.400	.875	10	31	41	20	28	8	22	4
IND	38	42	29	20	-	129	49	93	.527	.429	.800	8	29	37	37	27	6	11	2
TEAM	HIGH PTS		HIGH REB		HIGH AST		TEAM		HIGH PTS		HIGH REB		HIGH AST						
CLE	D. Garland: 21		M. Strus/T. Thompson: 6		D. Garland: 6		IND		P. Siakam: 21		M. Turner: 7		T. McConnell: 8						

CAVALIERS 126, PACERS 104 – MAY 9, 2025 – GAINBRIDGE FIELDHOUSE – INDIANAPOLIS, IN – GAME #7

TEAM	1	2	3	4	OT	FINAL	FG	FGA	FG%	3FG%	FT%	OR	DR	TR	A	PF	ST	TO	BS
CLE	32	34	31	29	-	126	42	100	.420	.298	.757	18	38	56	24	26	5	14	7
IND	32	13	34	25	-	104	35	80	.438	.300	.735	4	33	37	26	29	6	13	8
TEAM	HIGH PTS			HIGH REB			HIGH AST			TEAM	HIGH PTS			HIGH REB			HIGH AST		
CLE	D. Mitchell: 43			E. Mobley: 13			M. Strus: 7			IND	B. Mathurin: 23			A. Nesmith: 7			T. McConnell: 7		

PACERS 120, CAVALIERS 119 – MAY 6, 2025 – ROCKET ARENA – CLEVELAND, OH – GAME #6

TEAM	1	2	3	4	OT	FINAL	FG	FGA	FG%	3FG%	FT%	OR	DR	TR	A	PF	ST	TO	BS
IND	15	35	34	36	-	120	44	85	.518	.393	.724	11	33	44	28	26	7	18	9
CLE	32	29	37	21	-	119	39	90	.433	.282	.857	14	29	43	24	21	11	13	5
TEAM	HIGH PTS		HIGH REB		HIGH AST		TEAM		HIGH PTS		HIGH REB		HIGH AST						
CLE	D. Mitchell: 48		J. Allen: 12		D. Mitchell: 9		IND		A. Nesmith/M. Turner: 23		T. Haliburton: 9		A. Nembhard: 13						

PACERS 121, CAVALIERS 112 – MAY 4, 2025 – ROCKET ARENA – CLEVELAND, OH – GAME #5

TEAM	1	2	3	4	OT	FINAL	FG	FGA	FG%	3FG%	FT%	OR	DR	TR	A	PF	ST	TO	BS
IND	36	28	28	29	-	121	44	83	.530	.528	.933	7	36	43	30	20	6	17	9
CLE	25	33	32	22	-	112	45	98	.459	.237	.722	13	30	43	25	16	8	8	1
TEAM	HIGH PTS			HIGH REB			HIGH AST			TEAM	HIGH PTS			HIGH REB			HIGH AST		
CLE	D. Mitchell: 33			E. Mobley: 10			T. Jerome: 8			IND	A. Nembhard: 23			M. Turner: 11			T. Haliburton: 13		

CONNECTIONS

Cavs guard **Max Strus** was born in Palos Hills, IN...Cavs guard **Darius Garland** was born in Gary, IN... Cavs guard **Darius Garland** and Pacers guard **Aaron Nesmith** both played college ball at Vanderbilt... Cavs Centers **Jarrett Allen** and **Tristan Thompson** as well as Pacers forward **Myles Turner** all played college ball at Texas...Pacers forward **Obi Toppin** played college basketball at University of Dayton in Dayton, Ohio ...Cavaliers guard **Craig Porter Jr.** grew up in Terre Haute, Indiana...Pacers assistant coach **Lloyd Pierce** was an assistant coach with the Cavaliers from 2007-2010... Pacers Assistant Coach **Jenny Boucek** played for the Cleveland Rockers (former WNBA team) during the 1997 season... Cavs center **Tristan Thompson** played four games with the Pacers during the 21-22 season... Cavs PR Guru **Devynne Booker** and Pacers forward **Enrique Freeman** both attended the University of Akron while working as Intramural Sports Officials for the Universities Rec Center... Pacers forward **Enrique Freeman** was born in Cleveland, OH and attended St. Martin de Porres.



CAVS RECENT GAMES - (5-3)

PACERS 129, CAVALIERS 109 – MAY 11, 2025 – GAINBRIDGE FIELDHOUSE – INDIANAPOLIS, IN – GAME #8 (5-3, 3-1 AWAY)

TEAM	1	2	3	4	OT	FINAL	FG	FGA	FG%	3FG%	FT%	OR	DR	TR	A	PF	ST	TO	BS
CLE	23	16	38	32	-	109	30	70	.429	.400	.875	10	31	41	20	28	8	22	4
IND	38	42	29	20	-	129	49	93	.527	.429	.800	8	29	37	37	27	6	11	2
TEAM	HIGH PTS					HIGH REB		HIGH AST		TEAM	HIGH PTS			HIGH REB		HIGH AST			
CLE	D. Garland: 21					M. Strus/T. Thompson: 6		D. Garland: 6		IND	P. Siakam: 21			M. Turner: 7		T. McConnell: 8			

CAVS NOTES | ROUND 2 - GAME 4: DARIUS GARLAND finished with 21 PTS on 6-11 (.545) shooting from the field, 6 AST and 1 STL in 27 MIN. It was his third game this postseason with at least 20 PTS...**ISAAC OKORO** chipped in 13 PTS on 5-6 (.833) shooting from the field, 2 REB and 1 STL in 19 MIN off the bench...**DONOVAN MITCHELL** tallied 12 PTS, 1 STL and 1 BLK in 20 MIN...**MAX STRUS** contributed 11 PTS, including 3-7 (.429) shooting from the 3-point line, 6 REB, 3 AST and 1 STL in 23 MIN...**EVAN MOBLEY** chipped in 10 PTS, including 2-4 (.500) shooting from the 3-point line, 5 REB and 1 STL in 27 MIN...**JAYLON TYSON** recorded 11 PTS, 3 AST, 2 REB and 1 STL in 12 MIN off the bench.

CAVALIERS 126, PACERS 104 – MAY 9, 2025 – GAINBRIDGE FIELDHOUSE – INDIANAPOLIS, IN – GAME #7 (5-2, 3-0 AWAY)

TEAM	1	2	3	4	OT	FINAL	FG	FGA	FG%	3FG%	FT%	OR	DR	TR	A	PF	ST	TO	BS
CLE	32	34	31	29	-	126	42	100	.420	.298	.757	18	38	56	24	26	5	14	7
IND	32	13	34	25	-	104	35	80	.438	.300	.735	4	33	37	26	29	6	13	8
TEAM	HIGH PTS			HIGH REB			HIGH AST			TEAM	HIGH PTS			HIGH REB			HIGH AST		
CLE	D. Mitchell: 43			E. Mobley: 13			M. Strus: 7			IND	B. Mathurin: 23			A. Nesmith: 7			T. McConnell: 7		

CAVS NOTES | ROUND 2 - GAME 3: DONOVAN MITCHELL recorded a game-high 43 PTS, 9 REB, 5 AST and 1 STL in 37 MIN. It was the 7th time in his career he has scored 40+ PTS in a playoff game and he joins LeBron James as the only two Cavs players in team history to have back-to-back 40-point games in the playoffs...**MAX STRUS** finished with 20 PTS on 8-12 (.667) shooting from the field, including 4-8 (.500) shooting from the 3-point line, 7 REB, 7 AST and 1 BLK in 33 MIN. Strus finished as a +32 in the win. It was his 4th career playoff game with at least 20 PTS...**JARRETT ALLEN** recorded his 5th double-double this postseason with 19 PTS, 12 REB, 2 AST and 2 BLK in 31 MIN. Allen finished a +38 in the win, tying the 4th-highest +/- in a playoff game in Cavs history...**EVAN MOBLEY** finished with his 2nd double-double of the postseason with 18 PTS, 13 REB, 4 AST, 3 REB and 3 BLK in 35 MIN. He is just the 8th player in NBA history with that statline in a playoff game and only the 4th active player to do it (LeBron James, Nikola Jokic, Kevin Durant)...**DARIUS GARLAND** contributed 10 PTS and 3 AST in 25 MIN in the Game 3 win at IND on Friday night after missing the previous 4 playoff games.

PACERS 120, CAVALIERS 119 – MAY 6, 2025 – ROCKET ARENA – CLEVELAND, OH – GAME #6 (4-2, 2-2 HOME)

TEAM	1	2	3	4	OT	FINAL	FG	FGA	FG%	3FG%	FT%	OR	DR	TR	A	PF	ST	TO	BS
IND	15	35	34	36	-	120	44	85	.518	.393	.724	11	33	44	28	26	7	18	9
CLE	32	29	37	21	-	119	39	90	.433	.282	.857	14	29	43	24	21	11	13	5
TEAM	HIGH PTS			HIGH REB			HIGH AST			TEAM	HIGH PTS			HIGH REB			HIGH AST		
CLE	D. Mitchell: 48			J. Allen: 12			D. Mitchell: 9			IND	A. Nesmith/M. Turner: 23			T. Haliburton: 9			A. Nembhard: 13		

CAVS NOTES | ROUND 2 - GAME 2: DONOVAN MITCHELL finished with a game-high 48 points on 15-30 (.500) shooting from the field, including 17 made free throws, five rebounds, a team-high nine assists, a game-high four steals and one block in 36 minutes. It was Mitchell's second 40-point playoff game with the Cavaliers. He joins LeBron James and Kyrie Irving as the only players in franchise history with multiple postseason 40-PT games. It was also Mitchell's sixth career 40-point game in the playoffs...**MAX STRUS** contributed his NBA playoff career-high 23 points, eight rebounds and four assists in 39 minutes. It was Strus' third career 20-point playoff game...**JARRETT ALLEN** tallied his fourth double-double this postseason with 22 points (tied playoff career-high for PTS) on 7-9 (.778) shooting from the field, a game-high 12 rebounds, three assists and three blocks in 38 minutes...**SAM MERRILL** finished with an NBA playoff career-high 14 points on 5-10 (.500) shooting from the field, including 4-9 (.444) shooting from the 3-point line, four rebounds and two steals in 26 minutes off the bench.

PACERS 121, CAVALIERS 112 – MAY 4, 2025 – ROCKET ARENA – CLEVELAND, OH – GAME #5 (4-1, 2-1 HOME)

TEAM	1	2	3	4	OT	FINAL	FG	FGA	FG%	3FG%	FT%	OR	DR	TR	A	PF	ST	TO	BS
IND	36	28	28	29	-	121	44	83	.530	.528	.933	7	36	43	30	20	6	17	9
CLE	25	33	32	22	-	112	45	98	.459	.237	.722	13	30	43	25	16	8	8	1
TEAM	HIGH PTS			HIGH REB			HIGH AST			TEAM	HIGH PTS			HIGH REB			HIGH AST		
CLE	D. Mitchell: 33			E. Mobley: 10			T. Jerome: 8			IND	A. Nembhard: 23			M. Turner: 11			T. Haliburton: 13		

CAVS NOTES | ROUND 2 - GAME 1: The Cavs outscored the Pacers in the paint 70-38 (+32) and second chance points 21-4 (+17)...Cleveland finished the game with just eight turnovers. They recorded eight or fewer turnovers just seven times during the regular season...**DONOVAN MITCHELL** finished with a game-high 33 points, five rebounds, four assists and one steal in 34 minutes. Mitchell scored 30+ points for the 8th consecutive series opener, the longest streak in NBA history. (8 - Donovan Mitchell 2020-25, 7 - Michael Jordan 1997-1998, 7 - Michael Jordan 1991-1993)...**TY JEROME** contributed 21 points, three rebounds, a team-high eight assists and one steal in 29 minutes off the bench. Jerome recorded 20+ points for the second time in his NBA playoff career...**EVAN MOBLEY** recorded his first double-double of the postseason (8th DBL-DBL of his postseason career) with 20 points on 9-13 (.692) shooting from the field, including 2-5 (.400) shooting from the three-point line, a team-high 10 rebounds, two assists and two steals in 36 minutes. Mobley recorded 20+ points for the fourth time in his NBA playoff career and second time this postseason...**JARRETT ALLEN** tallied 12 points on 6-7 (.857) shooting from the field, five rebounds, one assist and two steals in 30 minutes...**DE'ANDRE HUNTER** finished with 11 points on 4-8 (.500) shooting from the field, four rebounds and one assist in 30 minutes off the bench.

CAVALIERS 138, HEAT 83 – APRIL 28, 2025 – KASEYA CENTER – MIAMI, FL – GAME #4 (4-0, 2-0 AWAY)

TEAM	1	2	3	4	OT	FINAL	FG	FGA	FG%	3FG%	FT%	OR	DR	TR	A	PF	ST	TO	BS
CLE	43	29	39	27	-	138	47	86	.547	.468	.880	8	43	51	26	12	15	12	6
MIA	17	16	30	20	-	83	32	89	.360	.204	.600	15	30	45	17	18	4	19	2
TEAM	HIGH PTS			HIGH REB			HIGH AST			TEAM	HIGH PTS			HIGH REB			HIGH AST		
CLE	D. Mitchell: 22			J. Allen: 12			T. Jerome/D. Mitchell: 5			MIA	N. Jovic: 24			B. Adebayo: 12			D. Mitchell: 5		

CAVS NOTES: Cleveland outscored Miami by a combined 122 points in the 4-game sweep, marking the largest point differential in any NBA playoff series in NBA history...Cleveland's 138-83 (+55) win in the series clinching Game 4 at Kaseya Center marked the 4th-largest margin of victory in NBA playoff history. It was also the largest margin of victory (55) in any postseason series-clinching game in league history. Cleveland's 138 PTS in Game 4 were the most PTS scored in a playoff game in Cavaliers team history...**DONOVAN MITCHELL** finished with 22 PTS, including 4-8 (.500) shooting from the 3-point line, 5 AST and 1 STL in 25 MIN...**DE'ANDRE HUNTER** contributed 19 PTS, including 3-4 (.750) shooting from the 3-point line and 1 STL in 21 MIN off the bench...**TY JEROME** recorded 18 PTS, including 3-5 (.600) shooting from the 3-point line, 5 AST, 3 REB and 1 BLK in 21 MIN off the bench...**EVAN MOBLEY** finished with 17 PTS on 6-9 (.667) shooting from the field, 7 REB, 2 BLK and 1 STL in 23 MIN...**JARRETT ALLEN** recorded his 3rd double-double of the postseason with 14 PTS on a perfect 5-5 shooting from the field, a game-high tying 12 REB, 2 AST and a career-high (playoffs or regular season) 6 STL in 25 MIN in the Cavs Game 4 win at MIA on Monday night. **Allen's 6 steals in the win tied the Cavs playoff record for steals in a game.** He had 4 of his STL in the 1st quarter, his most STL in any quarter of his career. **He was also the first player in NBA history to record 14 PTS, 12 REB, 6 STL and shoot 100% from the field in a playoff game.**...**JAVONTE GREEN** chipped in 11 PTS and 3 REB in 12 MIN off the bench in the win.



CAVALIERS 124, HEAT 87 – APRIL 26, 2025 – KASEYA CENTER – MIAMI, FL – GAME #3 (3-0, 1-0 AWAY)

TEAM	1	2	3	4	OT	FINAL	FG	FGA	FG%	3FG%	FT%	OR	DR	TR	A	PF	ST	TO	BS
CLE	33	29	26	36	-	124	46	86	.535	.375	.850	13	33	46	32	15	7	11	1
MIA	20	22	22	23	-	87	32	76	.421	.471	.700	5	24	29	18	17	6	17	3
TEAM	HIGH PTS		HIGH REB		HIGH AST		TEAM	HIGH PTS		HIGH REB		HIGH AST							
CLE	J. Allen: 22		J. Allen: 10		T. Jerome: 11		MIA	B. Adebayo: 22		B. Adebayo: 9		D. Mitchell: 5							

CAVS NOTES: Cleveland took a 3-0 lead in the series over Miami on Saturday. Cleveland's 124 PTS were tied for the 7th-most points in a playoff game in team history. It was also Cleveland's 3rd-largest playoff win in team history (largest was 44 PTS on 5/19/17 vs. BOS) and largest win in Miami in team history (including regular season)...**JARRETT ALLEN** had his 2nd double-double of the postseason with a playoff career-high 22 PTS on 8-9 (.889) shooting from the field and a game-high 10 REB in 26 MIN...**DE'ANDRE HUNTER** recorded 21 PTS on 6-8 (.750) shooting from the field, including 3-5 (.600) shooting from the 3-point line, 4 REB, 3 AST and 1 STL in 28 MIN off the bench...**TY JEROME** recorded his first career postseason double-double with 13 PTS, a game-high 11 AST, 3 REB and 2 STL in 22 MIN off the bench. His 11 AST were the most AST by a Cavs bench player in playoff history. He also was the first Cavs bench player with a DBL-DBL since Tristan Thompson (14 PTS, 12 REB) on May 1st, 2018 at TOR. It was Jerome's most assists in a game of his career (regular season or postseason). Jerome is also the first player in franchise history with 10+ assists in under 25 minutes in a playoff game (includes starter and bench players)...**EVAN MOBLEY** finished with 18 PTS on 8-13 (.615) shooting from the field, 6 REB, 3 AST, 1 STL and 1 BLK in 32 MIN...**MAX STRUS** contributed 18 PTS on 7-13 (.538) shooting from the field, including 4-9 (.444) shooting from the 3-point line, 9 REB and 5 AST in 31 MIN.

CAVALIERS 121, HEAT 112 – APRIL 23, 2025 – ROCKET ARENA – CLEVELAND, OH – GAME #2 (2-0, 2-0 HOME)

TEAM	1	2	3	4	OT	FINAL	FG	FGA	FG%	3FG%	FT%	OR	DR	TR	A	PF	ST	TO	BS
MIA	24	27	29	32	-	112	42	81	.519	.356	.750	9	29	38	27	19	3	14	3
CLE	25	43	25	28	-	121	39	82	.476	.489	.913	6	28	34	24	13	10	9	1
TEAM	HIGH PTS			HIGH REB			HIGH AST			TEAM	HIGH PTS			HIGH REB			HIGH AST		
CLE	D. Mitchell: 30			J. Allen: 8			D. Garland: 9			MIA	T. Herro: 33			B. Adebayo: 14			B. Adebayo: 9		

CAVS NOTES: The Cavaliers shot 22-45 (.489) from the three-point line in the win. Cleveland made 22 three-pointers in a playoff game for just the 6th time in franchise history. The last time Cleveland made 20+ triples was during the 2017 Playoffs (24 vs. GSW on 6/9/17)...Cleveland made 11 three-pointers in the second quarter, a new franchise playoff record for three-pointers made in a single period. Cleveland's 11 three-pointers in the second quarter was also a new NBA playoff record for triples made in a single period...**DONOVAN MITCHELL** finished with a team-high 30 points, including 7-10 (.700) shooting from the three-point line, six rebounds, six assists and one steal in 36 minutes. It was Mitchell's 27th career 30-point game in the postseason and he is the 3rd youngest active player with at least 27 games of 30+ PTS in the playoffs (Jayson Tatum - 30 games, Luka Dončić - 28 games). Mitchell also became the first player in the Cavaliers' history to record 30 points, seven three-pointers, six rebounds and six assists in a playoff game...**DARIUS GARLAND** contributed 21 points, two rebounds and a game-high tying nine assists in 32 minutes. Garland scored 20+ points for the eighth time in his NBA playoff career...**EVAN MOBLEY** recorded 20 points on 7-10 (.700) shooting from the field, including 3-6 (.500) shooting from the three-point line, six rebounds, one assist and one steal in 34 minutes. Mobley scored 20+ points for the third time in his NBA playoff career...**MAX STRUS** tallied 14 points on 4-8 (.500) shooting from the field, including 4-8 (.500) shooting from the three-point line, one rebound, six assists and two steals in 26 minutes...**DE'ANDRE HUNTER** finished with 12 points, including 2-4 (.500) shooting from the three-point line, three rebounds and one steal in 23 minutes off the bench.

CAVALIERS 121, HEAT 100 – APRIL 20, 2025 – ROCKET ARENA – CLEVELAND, OH – GAME #1 (1-0, 1-0 HOME)

TEAM	1	2	3	4	OT	FINAL	FG	FGA	FG%	3FG%	FT%	OR	DR	TR	A	PF	ST	TO	BS
MIA	24	30	25	21	-	100	39	80	.488	.419	.750	11	26	37	23	15	5	14	4
CLE	31	31	25	34	-	121	45	88	.511	.419	.813	14	28	42	21	13	8	8	4
TEAM	HIGH PTS		HIGH REB		HIGH AST		TEAM	HIGH PTS		HIGH REB		HIGH AST							
CLE	D. Mitchell: 30		J. Allen: 11		D. Garland: 5		MIA	B. Adebayo: 24		B. Adebayo: 9		D. Mitchell: 9							

CAVS NOTES: The Cavs 121-100 (+21) win over Miami was their largest win in game one of a playoff series since May 17, 2016 vs. Toronto (115-84)...It was the first NBA playoff game in Cavs history in which three Cavs players scored 27+ points. (Mitchell – 30 PTS, Jerome – 28 PTS, Garland – 27 PTS)...This was the first-ever playoff game between Cleveland and Miami...**DONOVAN MITCHELL** finished with a game-high 30 points on 11-19 (.579) shooting from the field, five rebounds, four assists and four steals in 33 minutes. Mitchell has scored 30+ points in Game 1 of a series in 7 straight series, tying Michael Jordan for the longest such streak in NBA history. ('20-24 D. MITCHELL – 7, '97-98 M. Jordan – 7, '91-93 M. Jordan – 7, '10-12 K. Bryant – 6, '89-90 M. Jordan – 6, '60-64 W. Chamberlain - 6). Tonight marks Mitchell's 26th career playoff game with 30+ points...**TY JEROME** contributed a playoff career-high 28 points on 10-15 (.667) shooting from the field, including 5-8 (.625) shooting from the three-point line, five rebounds and three assists in 26 minutes off the bench. In his NBA playoff debut tonight, Jerome became just the 4th player in Cavs history with 28+ points off the bench, joining JR Smith (28 PTS on 5/20/15), Donyell Marshall (28 PTS on 5/5/06) and Daniel Gibson (31 PTS on 6/2/07)...**DARIUS GARLAND** recorded 27 points on 10-17 (.588) shooting from the field, including 5-9 (.556) shooting from the three-point line, three rebounds, five assists and one steal in 31 minutes. It marked Garland's third time scoring 27+ points in the playoffs...**JARRETT ALLEN** finished with his first double-double of the postseason with 12 points on 5-8 (.625) shooting from the field, a game-high 11 rebounds, one assist, three steals and one block in 30 minutes.



CAVALIERS ALL-TIME PLAYOFF LEADERS

***SEVERAL CAVALIER PLAYERS CAN MOVE UP IN THE FRANCHISE'S ALL-TIME TOP 10 CATEGORIES BELOW THIS 2025 NBA PLAYOFFS:**

GAMES PLAYED	POINTS SCORED	3-POINTERS MADE	ASSISTS	BLOCKS
1. L. James (152)	1. L. James (4,573)	1. L. James (247)	1. L. James (1,188)	1. L. James (162)
2. T. THOMPSON (91)	2. K. Irving (1,243)	2. J. Smith (200)	2. M. Price (327)	2. L. Nance (93)
3. J. Smith (79)	3. K. Love (966)	3. K. Love (141)	3. K. Irving (243)	3. Z. Ilgauskas (82)
4t. Z. Ilgauskas (71)	4. M. Price (818)	4. K. Irving (122)	4. C. Ehlo (164)	4. T. THOMPSON (70)
4t. A. Varejao (71)	5. J. Smith (809)	5. K. Korver (72)	5. D. West (141)	5. J. Williams (53)
6. K. Love (63)	6. Z. Ilgauskas (784)	6. D. MITCHELL (66)	6. B. Daugherty (137)	6. B. Daugherty (40)
7. I. Shumpert (58)	7. B. Daugherty (782)	7. D. Gibson (57)	7. M Williams (120)	7t. T. Mozgov (39)
8. K. Irving (52)	8. L. Nance (693)	8t. M. Price (56)	8t. D. MITCHELL (117)	7t. A. Varejao (39)
9. D. Gibson (50)	9. D. MITCHELL (643)	8t. I. Shumpert (56)	8t. D. GARLAND (117)	9. E. MOBLEY (38)
10. M. Price (47)	10. T. THOMPSON (620)	10. M. Williams (55)	10. K. Love (116)	10. K. Love (34)
	16. D. GARLAND (370)	11. M. STRUS (51)	17. T. THOMPSON (72)	16. J. ALLEN (17)
	17. E. MOBLEY (354)	12. D. GARLAND (47)	19. M. STRUS (68)	



FIELD GOALS MADE	FREE THROWS MADE	OFFENSIVE REBOUNDS	DEFENSIVE REBOUNDS	TOTAL REBOUNDS
1. L. James (1,628)	1. L. James (1,070)	1. T. THOMPSON (299)	1. L. James (1,161)	1. L. James (1,388)
2. K. Irving (455)	2. B. Daugherty (232)	2. L. James (227)	2. K. Love (484)	2. T. THOMPSON (701)
3t. Z. Ilgauskas (313)	3. K. Irving (211)	3. Z. Ilgauskas (180)	3. T. THOMPSON (402)	3. K. Love (609)
3t. K. Love (313)	4. M. Price (202)	4. A. Varejao (147)	4. Z. Ilgauskas (343)	4. Z. Ilgauskas (523)
5. L. Nance (283)	5. K. Love (199)	5. K. Love (125)	5. B. Daugherty (330)	5. B. Daugherty (419)
6t. M. Price (280)	6. Z. Ilgauskas (156)	6. L. Nance (110)	6. A. Varejao (258)	6. A. Varejao (405)
6t. J. Williams (280)	7. T. THOMPSON (152)	7. J. Williams (99)	7. J. Smith (223)	7. L. Nance (330)
8. B. Daugherty (275)	8. J. Williams (147)	8. B. Daugherty (89)	8. L. Nance (220)	8. J. Williams (305)
9. T. THOMPSON (234)	9. L. Nance (127)	9. D. Gooden (80)	9. J. Williams (206)	9. D. Gooden (258)
10. D. MITCHELL (230)	10. D. MITCHELL (117)	10. T. Mozgov (62)	10. D. Gooden (178)	10. J. Smith (254)
14. E. MOBLEY (146)	19. J. ALLEN (53)	11. E. MOBLEY (61)	11. E. MOBLEY (155)	11. E. MOBLEY (216)
18. D. GARLAND (133)		13t. J. ALLEN (50)	16. J. ALLEN (114)	15t. J. ALLEN (164)
			19. D. MITCHELL (94)	

2025 PLAYOFF NOTES: DONOVAN MITCHELL passed John Williams (559 PTS) for **10th place in playoff points** with his 20th point against Indiana on May 6...DONOVAN MITCHELL passed Matthew Dellavedova (109 AST) and Larry Nance Sr. (110 AST) for **9th place in playoff assists** against Indiana on May 6...DONOVAN MITCHELL passed John Williams (206 FGM) for **10th place in playoff field goals made** against Indiana on May 6...DONOVAN MITCHELL passed Anderson Varejao (100 FTM) for **10th place in playoff free throws made** against Indiana on May 6...DONOVAN MITCHELL passed Kevin Love (116 AST) for **8th in playoff assists** at Indiana on May 9...DARIUS GARLAND passed Kevin Love (116 AST) for **9th in playoff assists** at Indiana on May 11.



PLAYOFF MILESTONES

*YELLOW HIGHLIGHT INDICATES PLAYER IS NEAR MILESTONE

JARRETT ALLEN	DARIUS GARLAND
400 PTS (323) Needs 77	400 PTS (370) Needs 30
300 REB (257) Needs 43	100 3FGM (47) Needs 53
100 OREB (82) Needs 18	
DE'ANDRE HUNTER	EVAN MOBLEY
400 PTS (336) Needs 64	400 PTS (354) Needs 46
100 3FGM (42) Needs 58	300 REB (216) Needs 84
DONOVAN MITCHELL	TRISTAN THOMPSON
2,000 PTS (1,748) Needs 252	700 PTS (687) Needs 13
700 FGM (609) Needs 91	300 FGM (261) Needs 39
200 3FGM (195) Needs 5	800 REB (768) Needs 32
400 FTM (335) Needs 65	100 BLK (76) Needs 24
400 REB (305) Needs 94	
100 STL (82) Needs 78	
MAX STRUS	TY JEROME
700 PTS (630) Needs 70	100 PTS (97) Needs 3
300 REB (264) Needs 36	

2025 PLAYOFF NOTES: MAX STRUS made his 200th career playoff field goal with his seventh basket at Miami on April 26...JARRETT ALLEN made his 100th career playoff field goal with his fourth basket at Miami on April 28...EVAN MOBLEY scored his 300th career playoff point with his 11th point at Miami on April 28...DONOVAN MITCHELL made his 300th career playoff free throw with his 3rd make against Indiana on May 4...JARRETT ALLEN scored his 300th career playoff point with his 20th point against Indiana on May 6...DONOVAN MITCHELL made his 600th career playoff field goal at Indiana on May 9...MAX STRUS scored his 600th career playoff point with his first point at Indiana on May 9.



2025 PLAYOFF NOTES

ROAD WARRIORS: The Cavs won 3 straight road playoff games, all by 20+ PTS from April 26 to May 9, the first team to accomplish that feat in NBA history.

SWEEP THE HEAT: The Cav opened the 2025 NBA Playoffs with a 4-0 sweep over Miami in the First Round, their 11th sweep in franchise playoff history.

+122: Cleveland outscored Miami 504-382 (+122) in the 4-game sweep, **THE LARGEST POINT DIFFERENTIAL IN ANY NBA SERIES IN LEAGUE HISTORY.** The previous mark was +121 by Denver in their 2009 1st round series against New Orleans (5 games).

55-POINT VICTORY: Cleveland closed it out with a **FRANCHISE PLAYOFF-RECORD 55-point victory (138-83) in Game 4 on April 28, the 4th-largest margin of victory in NBA postseason history.** The Cavs also outscored Miami by 26 points in the opening quarter and 39 points at halftime.

LARGEST MARGIN OF VICTORY IN NBA PLAYOFF HISTORY		LARGEST MARGIN OF VICTORY IN CAVS PLAYOFF HISTORY		LARGEST HALFTIME LEADS IN CAVS PLAYOFF HISTORY		LARGEST POINT DIFF. IN A QUARTER IN CAVS PLAYOFF HISTORY	
DATE / TEAM & OPP.	MARGIN OF VICTORY	DATE / OPPONENT	MARGIN OF VICTORY	DATE / OPPONENT	HALFTIME LEAD	DATE / OPPONENT	POINT. DIFF. / QUARTER
3/19/56 MIN vs. STL	+58 (133-75)	4/28/25 at MIA	+55 (138-83)	5/19/17 at BOS	+41 (72-31)	5/19/17 at BOS	27 (40-13, 2Q)
4/27/09 DEN at NOP	+58 (121-63)	5/19/17 at BOS	+44 (130-86)	4/28/25 at MIA	+39 (72-33)	4/28/25 at MIA	26 (43-17, 1Q)
4/21/73 LAL at GSW	+56 (126-70)	5/25/16 vs. TOR	+38 (116-78)	5/4/16 vs. ATL	+36 (74-38)	5/4/16 vs. ATL	21 (39-18, 2Q)
4/28/25 CLE at MIA	+55 (138-83)	4/26/25 at MIA	+37 (124-87)	5/25/16 vs. TOR	+31 (65-34)	5/6/15 vs. CHI	20 (38-18, 1Q)
4/30/15 CHI at MIL	+54 (120-66)	5/7/18 vs. TOR	+35 (128-93)	5/7/09 vs. ATL	+24 (59-35)	6/16/16 vs. GSW	20 (31-11, 1Q)

THE CAVS ALSO SCORED A FRANCHISE PLAYOFF-RECORD 138 PTS IN GAME 4 AT MIAMI (PREV. WAS 137 VS. GSW, 6/9/17)





WHAT'S THE SCENARIO?: The Cavs have faced the following scenarios so far this 2025 Playoffs.

UP 3-0: The Cavs won Game 3 of their First Round series against Miami and went on to sweep the Heat. Cleveland holds an **11-0 all-time series record when leading 3-0 of any postseason series**. They have also won Game 4 in every instance when leading a series 3-0.

UP 2-0: The Cavs won Game 2 of their First Round series against Miami. Cleveland holds an **18-0 all-time series record when leading 2-0 of any postseason series**.

UP 1-0: The Cavs defeated the Heat in Game 1 of their First Round Series. Cleveland holds a **21-1 all-time series record when winning Game 1 of any postseason series**.

DOWN 0-1: The Cavs have **won 6 playoff series when trailing 0-1**.

DOWN 0-2: The Cavs have **won 3 playoff series when trailing 0-2**: 2007 ECF vs. Detroit, 2016 Finals vs. Golden State and 2018 ECF vs. Boston.

DOWN 1-2: Cleveland has **won 6 playoff series in this instance**: 1992 Semifinals vs. Boston, 2007 ECF vs. Detroit, 2015 Semifinals vs. Chicago, 2016 Finals vs. Golden State, 2018 First Round vs. Indiana, 2018 ECF vs. Boston.

DOWN 1-3: The Cavs currently trail the Pacers 1-3 in the Semifinals. Cleveland has **won 1 playoff series in this instance**: 2016 NBA Finals vs. Golden State.

DEEP DISH: In Cleveland's game 2 win over Miami on April 23, the Cavs set an **NBA playoff record for 3FGM in a single quarter with 11** in the 2nd quarter and ended the half with 14 triples and game with 22 threes.

MOST 3FGM IN A QUARTER IN NBA PLAYOFF HISTORY

DATE / OPPONENT	3FGM
4/23/25 – CLE	11 (2Q)
5/4/16 - ATL	10 (2Q)
5/24/21 - MIL	10 (1Q)
6/3/21 – PHX	10 (1Q)
6/16/21 – UTA	10 (1Q)

MOST 3FGM IN A HALF IN CAVS PLAYOFF HISTORY

DATE / OPPONENT	3FGM IN A HALF
5/4/16 vs. ATL	18 (1H)
4/23/25 vs. MIA	14 (1H)
5/21/17 vs. BOS	14 (1H)
6/9/17 vs. GSW	13 (1H)

MOST 3FGM IN A GAME IN CAVS PLAYOFF HISTORY

DATE / OPPONENT	3FGM IN A GAME
5/4/16 vs. ATL	25
6/9/17 vs. GSW	24
4/23/25 vs. MIA	22
4/28/25 at MIA	22

77 THREES: The Cavs made 77 triples in their 4-game sweep over Miami in the First Round. That is **tied for the most three-pointers through the first 4 games of a postseason in NBA history** (Houston, 2020).



**GAME 2 VS. MIA (4/23/25):
THE CAVS SET AN NBA PLAYOFF RECORD
FOR 3FGM IN A SINGLE QUARTER WITH**

11 THREES

(2nd QUARTER)



PLAYOFF DONOVAN: DONOVAN MITCHELL currently has the 7th highest scoring average in NBA history (28.2 PPG). He has also scored 30+ PTS in 8 consecutive series openers, passing Michael Jordan for the longest such streak in league history.



28.2

MITCHELL'S CAREER PLAYOFF PPG,
THE 7TH-HIGHEST IN NBA HISTORY
(MINIMUM 50 GP)

MOST CONSECUTIVE 30-POINT GAMES IN SERIES OPENERS

NBA PLAYOFF HISTORY

YEARS	PLAYER	STREAK
2020-25	DONOVAN MITCHELL	8
1997-98	Michael Jordan	7
1991-93	Michael Jordan	7
2010-12	Kobe Bryant	6
1989-90	Michael Jordan	6
1960-64	Wilt Chamberlain	6

MITCHELL HAS THE 7TH HIGHEST CAREER SCORING AVERAGE IN NBA PLAYOFF HISTORY

MINIMUM 50 PLAYOFF GAMES

PLAYER	PLAYOFF SCORING AVERAGE
1. Michael Jordan	33.4
2. Luka Doncic	30.9
3. Allen Iverson	29.7
4. Kevin Durant	29.3
5. Jerry West	29.1
6. LeBron James	28.4
7. DONOVAN MITCHELL	28.2

40-BALL IN BACK-TO-BACK GAMES: DONOVAN MITCHELL scored 40+ PTS in consecutive games (Games 2 and 3 vs. Indiana in the Semifinals), becoming just the 2nd player in Cavs playoff history to accomplish this feat. He joined LeBron James, who did it twice (6/13/16-6/16/16 and 5/24/09-5/26/09).

48

POINTS

Game 2 vs. IND (5/6)

43

POINTS

Game 3 vs. IND (5/9)

91 POINTS – MOST IN A 2-GAME SPAN IN CAVS PLAYOFF HISTORY!



MOST POINTS SCORED

CAVALIERS PLAYOFF HISTORY (SINGLE GAME)

PLAYER / DATE	PTS
1. LeBron James (5/31/18 at GSW)	51
2. DONOVAN MITCHELL (5/3/24 at ORL)	50
3. LeBron James (5/20/09 vs. ORL)	49
4t. DONOVAN MITCHELL (5/6/25 vs. IND)	48
4t. LeBron James (5/31/07 at DET)	48

Mitchell (3) is the 3rd player in team history with multiple 40+ PT playoff games (LeBron James-24, Kyrie Irving-3)



2025 PLAYOFF NOTES (CONT.)

C DON, BRON & KYRIE: DONOVAN MITCHELL is already only the 3rd player in Cavs playoff history to have 11 30-PT games or more, joining LeBron James (77 times) and Kyrie Irving (12 times).

- **30 IN GAMES 1, 2...AND 3:** MITCHELL opened the 2025 Semifinals against Indiana with 30+ PTS in each of the first 3 games. The only other player in Cavs history to score 30+ PTS in the first 3 games of a series is LeBron James, who did it 4 different times (2009 ECF vs. ORL, 2015 ECF vs. ATL, 2015 Finals vs. GSW and 2017 Semifinals vs. TOR).
- **30 IN GAMES 1 & 2:** After scoring 30+ PTS in both Games 1 and 2 against Miami, MITCHELL joined LeBron James as the only players in team history to open a playoff series with consecutive 30-PT games. Mitchell also scored 30+ PTS in Games 1 and 2 of the Semifinals vs. Indiana.

C SPIDA TAKES OVER GAME 2 VS. MIAMI: In the Game 2 win over Miami, DONOVAN MITCHELL became the 1st player in Cavs history to record 30+ PTS, 7+ 3FG, 6+ REB and 6+ AST in a playoff game.

EVAN'S PLAYOFF BLOCK PARTY: EVAN MOBLEY, the CAVALIERS FIRST-EVER NBA DEFENSIVE PLAYER OF THE YEAR, currently has the 3rd-highest playoff BPG average in Cavs history (1.58) and his 38 total blocks rank 9th in team history.

C ALL-AROUND GAME 3 IN INDY: In the Game 3 win over Indiana, EVAN MOBLEY tallied 18 PTS, 13 REB, 4 AST, 3 STL and 3 BLK, becoming just the 10th player in NBA history and the 2nd Cavalier to post at least these numbers in a playoff game (LeBron James).

HIGHEST BPG IN PLAYOFFS

CAVALIERS HISTORY (MIN. 10 GP)

PLAYER	BPG
1. Larry Nance Sr.	2.27
2. Nate Thurmond	2.14
3. EVAN MOBLEY	1.58
4t. Timofey Mozgov	1.18
4t. Shaquille O'Neal	1.18





2025 PLAYOFF NOTES (CONT.)

CAN'T STOP JA: JARRETT ALLEN put up a huge performance in Game 3 at Miami on April 26, tallying a **PLAYOFF CAREER-HIGH 22 PTS, 10 REB and a .889 (8-9) FG%**. Allen became just the **2nd player in Cavs playoff history to accumulate those numbers or better in a single game**, joining Drew Gooden, who had 24 PTS, 16 REB and a .917 (11-12) FG% against Washington on April 25, 2006, which was almost exactly 19 years from Game 3.



MOST CONSECUTIVE FREE THROWS MADE TO START PLAYOFFS

BY A CAVALIER SINCE 1998

PLAYER / PLAYOFF YEAR	FTM STREAK
1. JARRETT ALLEN (2025)	23*
2. Wally Szczerbiak (2008)	16
3. Shawn Kemp (1998)	16
4. Iman Shumpert (2015)	15
4. Derek Anderson (1998)	15
*Allen made his first 23 free throw attempts to open the 2025 Playoffs	

C ANOTHER HISTORICAL NIGHT: JARRETT ALLEN closed out the First Round by swiping a franchise playoff record-tying **6 STL** to go with 14 PTS (5-5 FG) and 12 REB in just 25 MIN. In the first half, Allen tallied 12 PTS, 11 REB and 6 STL, becoming the **FIRST NBA player since 1997-98 to post 10+ PTS, 10+ REB, & 5+ STL in ANY half in the Playoffs.**

GAME WON: Cleveland won Game 1 of their First Round series vs. Miami, 121-100. In the Game 1 victory, **DONOVAN MITCHELL (30 PTS), TY JEROME (28 PTS) and DARIUS GARLAND (27 PTS)** became the first trio in franchise history to score 27+ PTS in a playoff game.

FIRST TRIO IN CAVS PLAYOFF HISTORY TO SCORE 27+ PTS EACH (4/20/25 VS. MIA)





2025 PLAYOFF NOTES (CONT.)

TY'S PLAYOFF DEBUT: In his first ever postseason game, TY JEROME erupted for 28 points, including 16 in the 4th quarter, to help Cleveland win Game 1 of their First Round series over Miami. Jerome posted the **3rd-most points ever by a Cavs player in their playoff debut**, as well as the **4th most points by any NBA bench player in their debut since 1970-71 (when starters and bench players were tracked)**.



TY JEROME'S 28-POINT NIGHT IN FIRST-EVER PLAYOFF GAME

**3RD MOST POINTS EVER SCORED
BY A CAVALIER IN
PLAYOFF DEBUT**

CAVALIER / DATE	PTS
LeBron James (4/22/06)	32
Kyrie Irving (4/19/15)	30
TY JEROME (4/20/25)	28

**4TH NBA PLAYER SINCE '70-71 TO SCORE
28+ PTS OFF THE BENCH
IN PLAYOFF DEBUT**

NBA PLAYER / DATE	PTS
Malik Monk (4/15/23)	32
Ben Gordon (4/24/05)	30
Billy Ray Bates (4/02/80)	29
TY JEROME (4/20/25)	28

IT'S NEVER BEEN DONE UNTIL NOW: In Cleveland's Game 3 win of their First Round series against Miami, TY JEROME became the **FIRST BENCH PLAYER IN CAVS HISTORY to dish out 10+ AST in a playoff game**. Jerome had 13 PTS and 11 AST in just 22 minutes in the win, **the first point-assist double-double by a bench player in team playoff history** and the first double-double of any kind by a Cavs reserve in a playoff game since Tristan Thompson (14 PTS, 12 REB) on May 1, 2018 at Toronto. Jerome is also the **first player in franchise history with 10+ assists in under 25 minutes in a playoff game (includes starter and bench players)**.

2024-25 SEASON NOTES

HISTORICAL YEAR: The Cavs finished with the **NBA'S 2ND-BEST RECORD AT 64-18** (2nd-most wins in team history), including **34-7 at Rocket Arena, Cleveland**, who passed last season's win total by 16 victories (48 wins in 2023-24), started the campaign with a franchise-best 15-0 record, breaking the previous mark of 8-0 set in 1976-77. They were also just the **4th team in NBA history to start a season 15-0** and **1 OF 28 TEAMS IN LEAGUE HISTORY TO WIN 64+ GAMES.**




MOST WINS IN CAVS HISTORY		2024-25 SEASON		
THIS YEAR MARKED THE 2 ND MOST WINS IN TEAM HISTORY		NBA'S BEST RECORDS		
CAVS YEAR	WINS	OVERALL RECORD	HOME RECORD	ROAD RECORD
2008-09	66	1. OKC: 68-14	1. OKC: 35-6	1. BOS: 33-8
2024-25	64	2. CLE: 64-18	2. CLE: 34-7	2. OKC: 32-8
2009-10	61	3. BOS: 61-21	3. LAL: 31-10	3. CLE: 30-11
		Based on Win %		
60+ WINS: THIS IS THE 3 RD TIME IN TEAM HISTORY WITH 60+ WINS IN A SEASON (66 in '08-09 and 21 in '09-10).				
ROAD WARRIORS: THE CAVS SET A NEW FRANCHISE RECORD WITH 30 ROAD WINS (PREV. 27, 2008-09).				

BEST IN THE EAST: After a win over Chicago on April 8, the Cavs clinched the No. 1 seed in the Eastern Conference for **4th time in franchise history** (2008-09, 2009-10, 2015-16).

CENTRAL CROWN: After a win over Brooklyn on March 11, the Cavs clinched the Central Division title for just the **8th time in franchise history** (75-76, 08-09, 09-10, 14-15, 15-16, 16-17, 17-18, 24-25).

PLAYOFF BOUND: The Cavs clinched their **3rd straight playoff berth** (25th in franchise history) on March 5.

THE CAVS **WON A FRANCHISE-RECORD 16 STRAIGHT GAMES FROM FEB. 5-MARCH 14**, THE LONGEST IN CAVS HISTORY AND BY ANY NBA TEAM THIS SEASON

LONGEST WIN STREAKS IN THE NBA THIS SEASON		15-0 STARTS IN NBA HISTORY		CAVS LONGEST WIN STREAKS AT ANY POINT OF A SEASON	
2024-25 SEASON		THE ONLY NBA TEAMS TO START 15-0		FRANCHISE BEST WIN STREAKS	
NBA TEAM	WIN STREAK	NBA TEAM / YEAR	RECORD START	DATE	WIN STREAK
1. CLE	16 (2/5-3/14)	GSW '15-16	24-0	2/5/25 – 3/14/25	16
2t. CLE	15 (10/23-11/17)	CLE '24-25	15-0	10/23/24 – 11/17/24	15
2t. OKC	15 (12/3-1/5/17)	HOU '93-94	15-0	11/11/17 – 12/6/17	13
4. CLE	12 (12/13-1/9)	WSC '48-49	15-0	1/16/10 – 2/11/10	13
				3/7/09 – 3/31/09	13
 THREE 12+ GAME WIN STREAKS: CLEVELAND IS JUST THE 2ND TEAM IN NBA HISTORY TO HAVE 3 SEPARATE 12+ GAME WIN STREAKS IN A SINGLE SEASON (2006-07 DALLAS MAVERICKS).					
 RECORD STREAKS: THE TOP 2 LONGEST WIN STREAKS IN FRANCHISE HISTORY HAVE OCCURRED THIS SEASON.					
 TWO 15+ GAME WIN STREAKS: CLEVELAND IS JUST THE 6TH TEAM IN NBA HISTORY TO HAVE MULTIPLE 15+ GAME WIN STREAKS IN A SINGLE SEASON: 2006-07 PHX, 1999-00 LAL, 1996-96 UTA, 1970-71 MIL, 1946-47 WAS Capitols.					

BY THE NUMBERS: The Cavs set historical marks and ranked in the Top 10 in numerous categories this season.

121.9

The Cavs' PPG this season,

1ST IN THE NBA,

**& A NEW
FRANCHISE RECORD**

(114.1 PPG in '79-80)

.491

The Cavs' FG% this season,

2ND IN THE NBA

**& 3RD-BEST IN
FRANCHISE HISTORY**
(.502 FG% in '88-89)

.383

The Cavs' 3FG% this season,

2ND IN THE NBA

**& 4TH-BEST IN
FRANCHISE HISTORY**
(.407 3FG% in '89-90)

15.9

The Cavs' 3FGM per game this season,

2ND IN THE NBA

**& A NEW
FRANCHISE RECORD**

(13.5 3FGM/Game in '23-24)

+9.5

Cavs' PPG differential,

2ND IN THE NBA

**& A NEW
FRANCHISE RECORD**

(+8.9 in '08-09)

121.0

Cavs' OFFENSIVE RATING,

1ST IN THE NBA

**& A NEW
FRANCHISE RECORD**

111.8

Cavs' DEFENSIVE RATING,

8TH IN THE NBA

2.13

Cavs' AST to TOV ratio,

5TH IN THE NBA

28.1

Cavs' APG this season,

9TH IN THE NBA

**& 2ND-BEST IN
FRANCHISE HISTORY**
(28.6 in '92-93)

45

Cavs' 120-Point Games,

3RD IN THE NBA

**& A NEW
FRANCHISE RECORD**
(24 in '79-80 & '16-17)

20

Cavs' 130-Point Games,

T-3RD IN THE NBA

**& A NEW
FRANCHISE RECORD**
(5 in '16-17 & '17-18)

4

Cavs' 140-Point Games,

7TH IN THE NBA

**& A NEW
FRANCHISE RECORD**
(2 in '79-80 and '91-92)

C FROM DEEEEEEP: CLEVELAND SET A **FRANCHISE RECORD FOR THREE-POINTERS IN A SINGLE SEASON** WITH 1,303 (PREV. MARK WAS 1,130 IN 2023-24).

- **100 OF THEM:** THE CAVS HAD 5 PLAYERS WITH 100+ 3FG THIS SEASON (MITCHELL, GARLAND, MERRILL, JEROME, STRUS).
- **200 3FG DUO:** DONOVAN MITCHELL AND DARIUS GARLAND ARE THE **1ST TEAMMATES IN FRANCHISE HISTORY TO EACH MAKE 200+ 3FG.**

C MORE ON THE DEFENSE: THE CAVS ALLOWED OPPONENTS TO SHOOT JUST **.454 FROM THE FIELD, THE 3RD-BEST MARK IN THE NBA.**

CAVS TAKE OVER THE BAY: NBA ALL-STAR 2025 RECAP



ATKINSON'S TEAM WINS NEW NBA ALL-STAR TOURNEY (FEB. 16): Cavaliers Head Coach Kenny Atkinson, the head coach of Shaq's OGs at NBA All-Star 2025, went on to win the new All-Star tournament with wins over Chuck's Global Stars (featured Donovan Mitchell) and the Rising Stars (coached by Cavs assistant Jordan Ott). Darius Garland and Evan Mobley played on Kenny's Young Stars at the event.

COACH ATKINSON IN CHARGE: For Kenny Atkinson, it was his first time in his career that he has been honored with coaching the NBA All-Star Game. It was also the fourth time in franchise history that a Cavs head coach had been selected to coach in the NBA All-Star Game (Tyronn Lue in 2016, Mike Brown in 2009 and Lenny Wilkins in 1989).

THREE ALL-STARS: NBA All-Star 2025 marked just the fourth time in franchise history that the Cavaliers had three NBA All-Star selections (1989, 1993 and 2017) and just the second instance in team history where three All-Star players were accompanied by their head coach (1989, HC Lenny Wilkens, Mark Price, Brad Daugherty and Larry Nance Sr.). No other team had three All-Stars this year.

MITCHELL THE STARTER: It was the sixth NBA All-Star selection (2020-2025) for Donovan Mitchell in his career, including his second time being selected as a starter (2023, 2025). Mitchell joined LeBron James (10 times) and Kyrie Irving (two times) as the third Cavaliers player in franchise history to be selected as an All-Star Game starter on multiple occasions.

GARLAND AND MOBLEY NAMED RESERVES: It marked Darius Garland's second NBA All-Star selection with his first being at 2022 NBA All-Star Weekend in Cleveland and Mobley made his first All-Star appearance.

SKILLS CHALLENGE TITLE (FEB. 15): Team Cavaliers (Evan Mobley and Donovan Mitchell) took home the 2025 Kia Skills Challenge crown, becoming the first non-home team to win the Challenge since it was moved to a team event in 2022. Mobley, who also won the Skills Challenge in 2022, became the fourth NBA player to win the event twice (Dwyane Wade, Steve Nash, Damian Lillard).

DG THE THREE-POINT FINALIST (FEB. 15): Darius Garland participated in the 2025 Starry 3-Point Contest and advanced to the Final Round after his score of 24 in the opening round in which he paid homage to his father, Winston Garland. Garland donned a black Cavs' No. 22 jersey that had his father's name on the back. Winston also played for the Golden State Warriors, where NBA All-Star 2025 was held, from 1987-1990.

CAVS ASSISTANT COACHES LED TEAM C TO RISING STARS CROWN (FEB. 14): In the 2025 Castrol Rising Stars event, Cavs Assistant Coach Jordan Ott, who was the head coach of Team C (Chris Mullin), along with additional members of the Cavs coaching staff, led them to a win over Team G League in the final round to claim the Rising Stars title. With the win, Team C advanced to the NBA All-Star Game mini-tournament.



130+ POINTS: The Cavs scored **130+ PTS in 20 games this season**, breaking the **FRANCHISE RECORD** for 130+ PT games in a single season (previous record was 5 times in '16-17 & '17-18). **Cleveland has also broke the team record for most 120+ PT games in a season with 45** (prev. record was 24 in '79-80 & '16-17).

140+ POINTS: The Cavs scored **140+ PTS in a franchise single-season record 4 games this season**, surpassing the previous mark of 2 times in 1979-80 and 1991-92.

C BIG 149, MOST POINTS IN REGULATION: In Cleveland's road win at Denver on Dec. 27, the Cavs scored their **MOST POINTS IN A ROAD GAME EVER**, as well as their **MOST POINTS IN REGULATION EVER!**

MOST POINTS SCORED IN REGULATION	MOST POINTS SCORED IN ANY GAME
CAVS HISTORY	CAVS HISTORY
149 at DEN (12/27/24)	154 vs. LAL (4 OT, 1/29/80)
148 vs. MIA (12/17/91)	149 at DEN (Reg, 12/27/24)
144 vs. DAL (2/2/25)	148 vs. MIA (Reg, 12/17/91)
144 vs. CHI (11/15/24)	147 vs. BKN (2 OT, 1/20/21)
144 vs. TOR (12/26/21)	145 vs. CHI (OT, 1/2/23)

C HOW ABOUT 144 POINTS, INCLUDING 50 IN A QUARTER AND 91 IN A HALF:
In Cleveland's victory against Dallas on Feb. 2, the Cavs rang up **144 points**, which was tied for their 3rd-most ever in a regulation game. The Cavs also set franchise records for points in a quarter (**50 in the 1st Q**), points in a half (**91 in the 1st H**), biggest halftime lead (**+45, 91-46**) and three-pointers made for a game (26).

MOST POINTS IN A QUARTER	MOST POINTS IN A HALF
CAVS HISTORY	CAVS HISTORY
50 (1st Q, 2/2/25 vs. DAL)	91 (1st H, 2/2/25 vs. DAL)
49 (1st Q, 11/15/24 vs. CHI)	83 (1st H, 11/8/24 vs. GSW)
47 (1 st Q, 3/31/23 vs. NYK)	83 (2 nd H, 1/2/23 vs. CHI)
47 (4th Q, 1/25/24 vs. HOU)	81 (1 st H, 11/23/16 vs. POR)
46 (6 Times)	81 (1 st H, 12/11/21 vs. SAC)

LARGEST HALFTIME LEADS IN CAVS HISTORY	
DATE / OPPONENT	HALFTIME LEAD
2/2/25 vs. DAL	+45 (91-46)*
11/9/24 vs. GSW	+41 (83-42)*
1/23/2015 vs CHA	+35 (75-40)
11/25/2016 vs DAL	+34 (72-38)
11/26/2008 vs OKC	+34 (66-32)
<i>*This Season</i>	

MOST 3FGM IN A GAME IN CAVS HISTORY	
DATE / OPPONENT	3FGM
2/2/25 vs. DAL	26*
1/24/25 at PHI	25*
3/3/17 vs. ATL	25
4 Times	23
<i>*This Season</i>	



SAM MERRILL MADE A CAREER-HIGH 9 3FG VS. DALLAS ON FEB. 2, THE MOST EVER BY A CAVS BENCH PLAYER.

WILD, WILD WEST: The Cavs went **23-7** against the West this season, including winning their first 11 meetings, which was the team's best EVER start vs. the West (previous mark of 5-0 in 2009-10. Cleveland also tied their best EVER win streak against the West (also had 11 straight wins over the West in 2008-09 from 11/3/08 to 1/16/09). Their 23 wins are tied for the 4th most in team history.

WINNING BY 10+: The Cavs won **41** games by at least 10 points this season (T-2nd-most in NBA), including a franchise-record 10 consecutive games by double-digits from Dec. 13-Jan. 5. Their 10 straight wins by double figures also tied the NBA single season record, done 3 other times (Rockets in 2008, Nets in 2004, Washington Capitols in 1946).

MOST WINS BY 10+ PTS THIS SEASON

NBA TEAM	DOUBLE-DIGIT WINS
1. OKC	54
2t. CLE	41
2t. BOS	41
The Cavs won 18 games by 20+ PTS, a new franchise single season record.	

20 THREES: The Cavs made **20+ 3FG** 11 times this season, the most in team history (prev. 9 times in 2023-24), including a stretch of 4 consecutive games for the 1st time ever (Dec. 20-27) and a **FRANCHISE SINGLE GAME RECORD 26 3FG** vs. Dallas on Feb. 2.

COACH KENNY'S 64 WINS: After becoming the **FIRST HEAD COACH IN NBA HISTORY** with an undefeated record through his first 15 games with a new team, **KENNY ATKINSON** is the 5th coach ever to win 64+ games in his first season with a new team. He joins Bill Sharman (69 W, LAL 1971-72), Phil Jackson (67 W, LAL 1999-00), Steve Kerr (67 W, GSW in 2014-15), and Flip Saunders (64 W, DET in 2005-06) to accomplish this feat.

2X COACH OF THE MONTH: Kenny Atkinson has been named the **NBA Eastern Conference Coach of the Month TWICE** this season (Oct./Nov. & Dec.). He is just the 2nd coach in Cavs history to win the award in consecutive months (Mike Brown in Mar./Apr. 2009) and just the 5th Cavs coach to win the award multiple times.

CAVALIERS COACHES TO WIN NBA COACH OF THE MONTH

CAVS COACH	CAVS COACH
George Karl (Feb. '85)	David Blatt (2 Times)
Lenny Wilkens (3 Times)	Tyrone Lue (Oct/Nov '16)
Mike Fratello (2 Times)	J.B. Bickerstaff (Jan. '22)
Mike Brown (5 Times)	KENNY ATKINSON (2 Times)

BALANCE ATTACK: The Cavs had 6 players averaging 12.0+ PPG this season.



MITCHELL
24.0 PPG




GARLAND
20.6 PPG



MOBLEY
18.5 PPG



ALLEN
13.6 PPG



JEROME
12.5 PPG



HUNTER
17.0 PPG

14.3 PPG WITH CAVS

NBA'S HIGHEST SCORING BACKCOURTS (PPG)

TEAM/BACKCOURT

44.7 – OKC
Gilgeous-Alexander (32.7)
Aaron Wiggins (12.0)

44.6 - CLE
MITCHELL (24.0)
GARLAND (20.6)

EAST
PLAYER OF THE MONTH
(FEB.), TWO-TIME
PLAYER OF THE WEEK &
NBA ALL-STAR STARTER

ALL-NBA
FIRST TEAM?



26.2

Mitchell's PPG since joining the Cavs in 2022-23, the **2ND-HIGHEST CAREER PPG IN FRANCHISE HISTORY**, behind only LeBron James (27.2).

GETTING IT DONE: DONOVAN MITCHELL, a **2025 NBA ALL-STAR STARTER**, averaged a team-high 24.0 PPG (16th-best in NBA), 4.5 RPG, 5.0 APG and 1.34 SPG (23rd in NBA) in 31.4 MPG this season. Mitchell has scored 20+ points in 48 games, including 19 games of 30+ PTS, and has a career-high tying 6 double-doubles.

AWARD SEASON: This year, DONOVAN MITCHELL was named the **EASTERN CONFERENCE PLAYER OF THE MONTH** (Feb.) and **PLAYER OF THE WEEK TWICE** (Oct. 28-Nov. 3 and Oct. 27-Feb. 2). Mitchell and LeBron James are the only players to win Player of the Month honors in franchise history.

MOST PLAYER OF THE WEEK AWARDS IN CAVS HISTORY

PLAYER	PLAYER OF THE WEEK AWARDS
1. LeBron James	42
2. DONOVAN MITCHELL	5
3. Kyrie Irving	4

SPIDA ALREADY HAS THE 2ND-MOST 40-POINT GAMES IN CAVALIERS HISTORY

PLAYER	40-PT GAMES
1. LeBron James	51
2. DONOVAN MITCHELL	19
3. Kyrie Irving	11

SPIDA HAS THE 5TH-MOST 3FGM SINCE ENTERING THE NBA IN 2017-18

PLAYER	3FGM
1. Stephen Curry	2,141
2. Buddy Hield	1,979
3. James Harden	1,793
4. Damian Lillard	1,762
5. DONOVAN MITCHELL	1,618
*Mitchell made 233 3FG this season (12 th in NBA)	

CLIMBING UP THE 30-POINT LADDER:

After a 35-PT night in Chicago on Nov. 11, **DONOVAN MITCHELL** passed Kyrie Irving (54) for the **3rd-most 30-point games in Cavs history**. He later passed World B. Free for 2nd all-time after his 35-point performance in a win over Boston on Dec. 1.

SPIDA ALREADY HAS THE 2ND-MOST 30-POINT GAMES IN CAVS HISTORY

CAVALIER (TOTAL GAMES PLAYED AS A CAV)	30-PT GAMES
1. LeBron James (849 GP)	324
2. DONOVAN MITCHELL (194 GP)	71
3. World B. Free (275 GP)	58
4. Kyrie Irving (381 GP)	54
5. Mike Mitchell (271 GP)	41

PERFECT 4TH OVER BOSTON: During Cleveland's come-from-behind win over Boston on Dec. 1, **DONOVAN MITCHELL** finished with a game-high 35 PTS, 7 REB, 3 AST, 2 STL and 1 BLK. He scored **20 of his points in the 4th quarter**, shooting a perfect 6-6 FG, 4-4 3FG and 4-4 FT, to go along with 5 REB. Since 2002-03, the only other NBA player to record 20+ PTS on perfect shooting and 5+ REB in a 4th quarter is teammate Dean Wade, who also did it vs. Boston on 3/5/24.

GAME WINNER: During a 30-PT effort at Milwaukee on Nov. 2, **DONOVAN MITCHELL** made the game-winning basket, a 19-ft jump shot with 0.3 seconds remaining, that gave Cleveland a 114-113 victory.

DG THE PG: **2025 NBA ALL-STAR** DARIUS GARLAND averaged 20.6 PPG on .472 FG%, .401 3FG% and .878 FT% (17th in NBA), 6.7 APG (12th in NBA) and 1.21 SPG in 30.7 MPG this season. He topped 20+ PTS on 40 occasions, 30+ PTS 5 times, 40+ points once and has 7 double-doubles this season.



TALLIED 103 POINTS
& .534 FG% IN CLUTCH
SITUATIONS

**CLUTCH
PLAYER
OF THE YEAR?**

2

Players in the entire NBA to
average 20.0+ PPG, 6.0+
APG, and .400+ 3FG% this
season. (DARIUS GARLAND,
Nikola Jokic).

THE ONLY NBA PLAYERS THIS SEASON
WITH 20.0+ PPG, 6.0+ APG, .400+ 3FG%

NBA PLAYER

DARIUS GARLAND (CLE)

Nikola Jokic (DEN)

*Garland also made 212 3FG this season,
the 3rd-most in Cavs history.

C ANOTHER PLAYER OF THE WEEK: DARIUS GARLAND won the PLAYER OF THE WEEK AWARD TWICE THIS SEASON (week ending Nov. 10 and Jan. 12). With 3 such awards for his career, he is now the 4th player in Cavs history to win the award 3+ times (LeBron James-42, Donovan Mitchell-5, Kyrie Irving-4). Garland and Mitchell won the award in consecutive weeks this year, just the 2nd teammates in Cavs history to accomplish that feat.

CAVALIERS TEAMMATES TO WIN PLAYER OF THE WEEK
IN CONSECUTIVE WEEKS

CAVS TEAMMATES (WEEK ENDING)

DONOVAN MITCHELL (11/3/24) & DARIUS GARLAND (11/10/24)

LeBron James (1/25/15) & Kyrie Irving (2/1/15)

C DG AT MSG: In Cleveland's road win in New York (10/28), DARIUS GARLAND became just the 3rd player in Cavs history to record 34+ PTS, 5+ 3FG, 2+ STL and 2+ BLK in a single game, joining LeBron James (11/21/07, 12/19/17) and Larry Hughes (12/11/07).

C DG'S BUZZER BEATER: DARIUS GARLAND made the game-winning shot, a 31-foot three-pointer, as time expired that gave the Cavs a 118-115 victory at Detroit on Feb. 5. It was his first game-winning shot at the buzzer of his NBA career and the first by any Cavalier since Max Strus's 59-foot buzzer beater on Feb. 27, 2024 vs. Dallas.

C 40-PIECE: After his season-high 40-PT, 9-AST night in the win over Toronto on Jan. 9, Garland now has 5 career 40-PT games, the 4th-most in Cavaliers history.

THE ONLY PLAYERS IN CAVS HISTORY WITH 5+ 40-PT GAMES

PLAYER	40-PT GAMES
LeBron James	51
DONOVAN MITCHELL	19
Kyrie Irving	11
DARIUS GARLAND	5



**DG'S BUZZER BEATER
FEB. 5, 2025 AT DET**



CLUTCH PERFORMER

DATE & OPPONENT	GARLAND'S 4Q POINTS	CLUTCH BASKETS	GAME RESULT
10-28 at NYK	15	10 PTS IN FINAL 4:27	W, 110-104
11-4 vs. MIL	12	12 PTS IN FINAL 5:51 & GO-AHEAD 3FG W/45 SECONDS TO GO	W, 116-114
11-9 vs. BKN	8	8 PTS IN FINAL 4:08	W, 105-100
12-1 vs. BOS	4	4 PTS IN FINAL 16 SECONDS	W, 115-111
1-9 vs. TOR	14	3FG TO PUT CAVS UP 129-124 WITH 40 SECONDS LEFT	W, 132-126
1-14 at IND	13	PUT THE CAVS UP 9 WITH HIS 3FG AT 4:48 MARK OF 4Q	W, 127-117
1-18 at MIN	11	9 PTS IN FINAL 5:41	W, 124-117
2-5 at DET	18	11 PTS IN FINAL 3 MINUTES & GAME-WINNING 3FG AT BUZZER	W, 118-115
3-7 at CHA	6	6 PTS IN FINAL 3:01	W, 118-117
3-11 vs. BKN	18	LAYUP WITH 52 SECONDS LEFT TO GIVE CAVS 103-99 LEAD	W, 109-104
3-30 vs. LAC	9	9 PTS IN FINAL 6:18	W, 127-122
4-11 at NYK	13	PERFECT 6-6 FG IN 4Q TO HELP OVERCOME 23-PT DEFICIT	W, 108-102
GARLAND WAS NBA-BEST +85 IN THE CLUTCH & LED CAVS TO 25 WINS IN CLUTCH SITUATIONS (T-2 ND -MOST IN NBA)			

THE EVAN EFFECT: This season, **2025 NBA ALL-STAR** EVAN MOBLEY averaged a CAREER HIGH 18.5 PPG (.557 FG%-12th in NBA, .370 3FG%, .725 FT%), 9.3 RPG (14th in NBA), 3.2 APG, 0.86 SPG and 1.59 BPG (5th-best in NBA) in 30.5 MPG. He also notched a career-high 37 double-doubles (13th in NBA) and 21 games of 20+ PTS/10+ REB.

THE FRANCHISE'S
FIRST-EVER
DPOY!


NBA LEADERS IN PLUS/MINUS

PLAYER

1. Shai Gilgeous-Alexander (OKC): +918
2. Nikola Jokic (DEN): +594
3. Isaiah Joe (OKC): +550
4. Luguentz Dort (OKC): +549
5. EVAN MOBLEY (CLE): +546

34

Games Mobley recorded at
least 2 BLK this season.



1 OF 3: EVAN MOBLEY was 1 of only 3 players this season to average at least 18.0 PPG, 9.0 RPG and 1.50 BPG. He is the **ONLY ONE** below shooting .370+ on 3FG%.

THE ONLY NBA PLAYERS AVERAGING
18.0+ PPG, 9.0+ RPG & 1.50+ BPG IN 2024-25

PLAYER

EVAN MOBLEY (CLE)

Anthony Davis (DAL)
Victor Wembanyama (SAS)

2X DPOM

Mobley has been named the Eastern Conference
Defensive Player of the Month **TWICE** this season (Dec. &
Feb.), the **FIRST** NBA player to do so.

MAJOR NUMBERS: In a win over Brooklyn on Nov. 9, EVAN MOBLEY became the 1st player since 1973-74 (when steals were introduced) to accumulate at least 23 PTS, 16 REB, 4 STL and shoot .909 FG% (10-11 FG) in a single game.

4 FOR 41: At Charlotte on Dec. 7, EVAN MOBLEY erupted for a career-best 41 PTS (23 in 1Q), a career-high 6 3FG, 10 REB and 3 BLK, becoming just the 4th player in NBA history to reach those numbers. He also scored 23 of his 41 PTS in the opening period, his most ever in a quarter and tied for the 3rd-most in the opening period by a Cavs player in franchise history.

MOBLEY'S MONSTER 41-PT NIGHT

(12/7 AT CHARLOTTE)

THE ONLY PLAYERS IN NBA HISTORY WITH
41+ PTS, 6+ 3FG, 10+ REB & 3+ BLK

MOST POINTS SCORED IN AN OPENING QUARTER
IN CAVS HISTORY

NBA PLAYER / DATE	STAT LINE	CAVS PLAYER	1 ST Q PTS / DATE
1. Vince Carter (2/7/05)	43 PTS, 7 3FG, 14 REB, 3 BLK	1. Kevin Love (11/23/16)	34
2. Vince Carter (4/7/07)	46 PTS, 7 3FG, 16 REB, 3 BLK	2. LeBron James (4/11/08)	24
3. Kevin Durant (12/8/08)	41 PTS, 6 3FG, 10 REB, 3 BLK	3t. LeBron James (2/6/10)	23
4. James Harden (12/28/19)	44 PTS, 6 3FG, 10 REB, 3 BLK	3t. LeBron James (1/31/10)	23
5. EVAN MOBLEY (12/7/24)	41 PTS, 6 3FG, 10 REB, 3 BLK	3t. Donovan Mitchell (3/31/23)	23
*Mobley is THE ONLY PLAYER IN CAVS HISTORY TO POST THESE NUMBERS IN A SINGLE GAME		3t. EVAN MOBLEY (12/7/24)	23
		*Mobley shot 9-10 FG and 5-5 3FG in the 1Q	

MR. ACCURACY: JARRETT ALLEN shot over .600 FG% for the 6th consecutive season, as he averaged 13.6 PPG on a CAREER-HIGH and FRANCHISE-RECORD .706 FG% (BEST in NBA), 9.7 RPG (11th in NBA), 0.94 SPG and 0.89 BPG in 28.0 MPG. He also had a team-high 40 double-doubles, the 10th-most in the NBA.

CONTESTED THE
3RD-MOST SHOTS
IN THE NBA (766)

**NBA ALL-
DEFENSIVE
TEAM?**

NBA LEADERS IN FG% (2024-25)

PLAYER	FG%
1. JARRETT ALLEN (CLE)	.706
2. Jalen Duren (DET)	.692
3. Rudy Gobert (MIN)	.669
4. Ivica Zubac (LAC)	.628

BEST FG% IN A SINGLE SEASON (CAVS HISTORY)

PLAYER (MINIMUM 100 FGM IN A SEASON)	FG%
1. JARRETT ALLEN (2024-25)	.706
2. Jarrett Allen (2021-22)	.677
3. Jarrett Allen (2022-23)	.644
4. Jarrett Allen (2023-24)	.634
5. Jarrett Allen (2020-21)	.609
6. Tyrone Hill (1996-97)	.600

20

Rebounds that Allen grabbed at Brooklyn on Feb. 20, a season high and his 7th time in his career he's recorded that many boards.



HISTORIC 5 GAMES: In the Cavs' first 5 games of the season, JARRETT ALLEN averaged 17.8 PPG on .791 (34-43) shooting from the field. He became the **FIRST PLAYER IN IN THE SHOT CLOCK ERA to make 34+ field goals on .790+ FG% in the first 5 games of a season.**

FRO REAL: In a win at Brooklyn on Feb. 20, JARRETT ALLEN (16 PTS, 20 REB, 8-9 FG, .889 FG%) became the 1st player in Cavs history to post 16+ PTS, 20+ REB and a .889 FG% in a single game. Allen also became the **only player NBA-ABA merger to have a 20-rebound double-double while playing 25 minutes or less.**

LIKE WILT: After wins at Chicago on March 4 (25 PTS, 17 REB, 10-11 FG) and San Antonio on March 27 (29 PTS, 15 REB, 10-11 FG), JARRETT ALLEN now has **4 career games with 25+ PTS, 15+ REB and .900+ FG%.** Allen and Wilt Chamberlain (12) are the only players in NBA history to have 4+ career games with 25+ PTS, 15+ REB and .900+ FG%.



BENCH MARKS: The Cavaliers' bench averaged 39.7 PPG, the 8th-most in the NBA. Cleveland's reserves also ranked in the Top 10 in FG% (9th, .459), 3FG% (4th, .380), APG (6th, 9.6) and SPG (9th, 3.24), while setting an NBA bench record with 545 three-pointers.

MOST 3FGM AMONG NBA BENCHES ('24-25)

TEAM	3FGM OFF BENCH
1. CLEVELAND	545
2. Atlanta	516
3. Memphis	500

HIGHEST 3FG% AMONG NBA BENCHES ('24-25)

TEAM	3FG% OFF BENCH
1. Milwaukee	.397
2. Memphis	.391
3. Boston	.385
4. CLEVELAND	.380



545

3FGM by the Cavaliers' bench this season,
**THE MOST THREE-POINTERS MADE
BY ANY BENCH IN NBA HISTORY!**

SIXTH MEN OF THE YEAR: The Cavaliers had two candidates for the NBA's Sixth Man of the Year in **TY JEROME** (NEAR 50-40-90 CLUB & RANKED IN NBA'S TOP 25 IN FG%, 3FG% and FT%) and **DE'ANDRE HUNTER** (TOP BENCH SCORER IN THE NBA).

POINTS PER GAME LEADERS IN GAMES OFF BENCH

PLAYER	PPG
1. DE'ANDRE HUNTER (CLE)	16.9
2. Malik Beasley (DET)	15.3
3. Payton Pritchard (BOS)	14.0
*Ty Jerome ranked 8 th in PPG among bench players	

FG% LEADERS IN GAMES OFF BENCH

PLAYER	FG%
1. Jonas Valanciunas (SAC)	.581
2. Obi Toppin (IND)	.531
3. T.J. McConnell (IND)	.519
4. TY JEROME (CLE)	.512

FITTING IN NICELY: After joining the Cavs at the trade deadline, **DE'ANDRE HUNTER** shot **.426 (60-141)** from beyond the arc, while also averaging 14.3 PPG (.485 FG%) and 4.2 RPG in 25.0 MPG (27 games).

TY CLOSE TO 50-40-90: TY JEROME averaged a CAREER-HIGH 12.5 PPG while shooting .516 FG% (25th in NBA), .439 3FG% (4th in NBA) and .872 FT% (23rd in NBA) this season. He fell just shy of the 50-40-90 club but was the NBA's only player this season with 50-40-87 spits.



- **UNDER 20 MINUTES:** NO OTHER PLAYER IN THE ENTIRE NBA averaged 12.0+ PPG in under 20.0 MPG. Jerome averaged **12.5 PPG IN JUST 19.9 MPG**.

- **MOST IMPROVED?:** TY JEROME averaged CAREER-HIGHS in PPG, SPG, FG% and 3FG% and was **THE ONLY RESERVE IN THE NBA** averaging 10.0+ PPG, 3.0+ APG, .500+ FG% & .400+ 3FG% (minimum 25 games off bench).

- **3-PT PERFECTION:** During a career-high 33-PT effort at Philadelphia on Jan. 24, TY JEROME shot a perfect 8-8 3FG. Jerome became just the **11TH PLAYER IN NBA HISTORY** and the **FIRST PLAYER IN FRANCHISE HISTORY** to finish 8-8 or better from beyond the arc in a single game. Jerome is also just the **2ND PLAYER IN LEAGUE HISTORY** to finish 8-8 from three off the bench (Sam Perkins, 1/15/97).

- **A BIT OF EVERYTHING:** During Cleveland's win over Portland on March 2, TY JEROME tallied 25 PTS, 5 REB, 6 AST and a CAREER-HIGH 6 STL, becoming the **2nd player in NBA history to put up those numbers off the bench**. He joined Golden State's Gus Williams (27 PTS, 5 REB, 7 AST, 7 STL) on Dec. 7, 1975 vs. Seattle.



STATISTICAL LEADERS AMONG THE TOP 8 BENCH SCORERS IN THE NBA

^Stats based off their averages in games played off the bench

	DE'ANDRE HUNTER CAVALIERS	Malik Beasley Pistons	Payton Pritchard Celtics	Naz Reid T-Wolves	Keldon Johnson Spurs	Caris LeVert Hawks	Scout Henderson Blazers	TY JEROME CAVALIERS
PPG	16.9	15.3	14.0	13.1	12.7	12.4	12.1	12.0
RPG	3.7	2.5	3.8	5.2	4.8	3.2	3.0	2.5
APG	1.5	1.5	3.3	2.0	1.6	3.4	4.8	3.3
SPG	0.75	0.95	0.88	0.73	0.64	0.92	1.02	1.16
FG%	.475	.422	.472	.478	.482	.476	.407	.512
3FG%	.395	.419	.411	.396	.318	.379	.335	**421
FT%	.833	.618	.841	.767	.773	.706	.763	.866
LEAST MPG	26.8	26.4	28.1	25.4	23.9	24.8	26.0	*19.6

JEROME LED 5 OF THE CATEGORIES ABOVE WHILE HUNTER WAS THE NBA'S NO. 1 BENCH SCORER

*Jerome became **1 OF 2 PLAYERS IN NBA HISTORY (MIN. 40 GAMES) TO AVERAGE 12.0+ POINTS PER GAME AND 1.0+ STEALS PER GAME IN LESS THAN 20.0 MINUTES PER GAME** (Quintin Dailey in 1987-88). He had the **HIGHEST** scoring average in the NBA of any player playing fewer than 20 minutes per game.

**Jerome shot .439 3FG% this season overall, which is the highest 3FG% this season among any of the other 7 players listed above.

JERSEY NUMBERS: Here's a breakdown of the Cavaliers' 2024-25 record by jersey.

Association: 31-7

Icon: 14-2

Statement: 14-8

City: 5-1



RECENT TRANSACTIONS:

4/5/25 – The Cavaliers signed forward Chuma Okeke.

3/2/25 – The Cavaliers signed forward Nae'Qwan Tomlin to a Two-Way Contract. The Cavaliers also waived forward JT Thor.

2/23/25 – The Cavaliers signed guard/forward Javonte Green.

2/20/25 – The Cavaliers signed forward Nae'Qwan Tomlin to a 10-day contract.

2/7/25 – The Cleveland Cavaliers acquired forward De'Andre Hunter in a trade with the Atlanta Hawks. As part of the trade, the Cavaliers sent three second round picks, two pick swaps and forward Georges Niang and guard Caris LeVert to Atlanta.

10/19/24 – The Cavaliers waived Pete Nance, Jules Bernard, Zhaire Smith, and Jacob Gilyard.

9/17/24 – The Cavaliers signed guard/forward Isaac Okoro to a multi-year contract.

9/9/24 – The Cavaliers signed forward JT Thor to a Two-Way contract; The Cavaliers also re-signed center Tristan Thompson.

9/5/24 – The Cavaliers finalized their coaching staff for the 2024-25 season and named Johnnie Bryant as Associate Head Coach and Jordan Ott, Mike Gerrity, DeMarre Carroll, Trevor Hendry, Omar Cook, Bryan Tibaldi and Nate Reinking as Assistant Coaches on Head Coach Kenny Atkinson's staff.

8/28/24 – The Cavaliers signed forward Luke Travers to a Two-Way contract.

8/2/24 – The Cavaliers signed center Jarrett Allen to a multi-year contract extension.

7/22/24 – The Cavaliers signed forward/center Evan Mobley to a multi-year contract extension.

7/7/24 – The Cavaliers signed guard Donovan Mitchell to a multi-year contract extension.

7/3/24 – The Cavaliers signed their 2024 NBA Draft pick, guard Jaylon Tyson.

6/28/24 – The Cavaliers hired Kenny Atkinson as Head Coach.

6/27/24 – The Cavaliers selected guard Jaylon Tyson from University of California with the 20th overall pick in the 2024 NBA Draft.

CLEVELAND CAVALIERS 2024-25 ROSTER



CAVALIERS ALPHABETICAL ROSTER

#	NAME	POS	HT	WT	DOB	PRIOR TO PROS/HOME COUNTRY	YR
31	Jarrett Allen	C	6-11	248	4/21/98	Texas '17 / USA	8 th
21	Emoni Bates *	F	6-9	202	1/28/04	Eastern Michigan '23 / USA	2 nd
10	Darius Garland	G	6-1	186	1/26/00	Vanderbilt '19 / USA	6 th
8	Javonte Green	G	6-4	220	7/23/93	Radford '15 / USA	6 th
12	De'Andre Hunter	F	6-8	221	12/2/97	Virginia '19 / USA	6 th
2	Ty Jerome	G	6-5	200	7/8/97	Virginia '19 / USA	6 th
5	Sam Merrill	G	6-4	205	5/15/96	Utah State '20 / USA	5 th
45	Donovan Mitchell	G	6-3	215	9/7/96	Louisville '17 / USA	8 th
4	Evan Mobley	F/C	7-0	215	6/18/01	USC '21 / USA	4 th
18	Chuma Okeke	F	6-7	229	8/18/98	Auburn '19 / USA	5 th
35	Isaac Okoro	G/F	6-5	225	1/26/01	Auburn '20 / USA	5 th
9	Craig Porter Jr.	G	6-2	185	2/26/00	Wichita State '23 / USA	2 nd
1	Max Strus	G/F	6-5	215	3/28/96	DePaul '19 / USA	6 th
13	Tristan Thompson	F/C	6-9	250	3/13/91	Texas '11/ Canada	14 th
30	Nae'Qwan Tomlin*	F	6-8	205	12/10/00	Memphis '24 / USA	R
33	Luke Travers *	F	6-7	208	9/3/01	Melbourne United (Aus.) / Australia	R
24	Jaylon Tyson	G	6-6	218	12/2/02	California '24 / USA	R
32	Dean Wade	F	6-9	219	11/20/96	Kansas State '19 / USA	6 th

* *Two-Way Player*

CAVALIERS NUMERICAL ROSTER

1	Max Strus	10	Darius Garland	30	Nae'Qwan Tomlin*
2	Ty Jerome	12	De'Andre Hunter	31	Jarrett Allen
4	Evan Mobley	13	Tristan Thompson	32	Dean Wade
5	Sam Merrill	18	Chuma Okeke	33	Luke Travers *
8	Javonte Green	21	Emoni Bates *	35	Isaac Okoro
9	Craig Porter Jr.	24	Jaylon Tyson	45	Donovan Mitchell

* *Two-Way Player*

STAFF

HEAD COACH

Kenny Atkinson (Richmond)

ASSOCIATE HEAD COACH

Johnnie Bryant (Utah)

ASSISTANT COACHES

Jordan Ott (Penn State), Mike Gerrity (USC),
DeMarre Carroll (Missouri), Trevor Hendry (Clark),
Omar Cook (St. John's), Bryan Tibaldi (Michigan State),
Nate Reinking (Kent State)

SENIOR DIRECTOR, PLAYER HEALTH/ HEAD ATHLETIC TRAINER

Stephen Spiro (Temple)

HEAD STRENGTH AND CONDITIONING COACH

Derek Millender (South Alabama)



#31 Jarrett Allen

Center - 6-11 - 248lbs - 04/21/1998 - Texas/USA

8th Year Pro

PERSONAL: Is the son of Leonard and Cheryl Allen...has one older brother, Leonard II...father, Leonard, played basketball at San Diego State (1982-85); he was selected by the Dallas Mavericks in the third round of the 1985 NBA Draft (50th overall pick) and played professionally in Europe...won a gold medal with the USA U18 National Team at the FIBA Americas U18 Championship in July 2016 in Valdivia, Chile...attended St. Stephen's Episcopal HS in Austin, Texas...is interested in computers.

	GP	GS	PPG	RPG	APG	SPG	BPG	MPG	FG%	3FG%	FT%			
2024-25	8	8	14.0	9.0	1.5	1.50	1.00	28.9	.727	.000	.970	PTS	22 2 times	22 2 times
Career	568	503	12.8	9.2	1.7	0.65	1.24	28.2	.641	.164	.712	FGM	8 at MIA 4/26/25	8 2 times
	POINTS				REB	AST	BLK	STL						
	10+	20+	30+	10+	10+	3+	3+	DBL-DBL	TPL-DBL					
2024-25	61	15	--	47	--	4	7	40	--					
Career	395	86	2	271	--	67	16	229	--					

RECENT GAMES														
OPPONENT	W/L	MIN	FG-A	3P-A	FT-A	OR	DR	TR	A	PF	ST	TO	BS	PTS
5/11 at IND	L	20:19	0-1	0-0	2-2	1	1	2	1	2	0	2	1	2
5/9 at IND	W	30:59	6-11	0-0	7-8	4	8	12	2	2	0	3	2	19
5/6 vs. IND	L	37:47	7-9	0-0	8-8	1	11	12	3	4	0	4	3	22
5/4 vs. IND	L	30:06	6-7	0-0	0-0	1	4	5	1	1	2	1	0	12
4/28 at MIA	W	25:18	5-5	0-0	4-4	3	9	12	2	1	6	0	0	14

	2024-25 HIGHS	CAREER HIGHS
PTS	22 2 times	22 2 times
FGM	8 at MIA 4/26/25	8 2 times
FGA	11 at IND 5/9/25	11 4 times
3FGM	--	--
3FGA	--	--
FTM	8 vs. IND 5/6/25	8 vs. IND 5/6/25
FTA	8 2 times	9 vs. PHI 4/18/19
OREB	6 vs. MIA 4/20/25	9 vs. ORL 4/22/24
DREB	11 vs. IND 5/6/25	15 vs. ORL 4/20/24
TREB	12 3 times	20 vs. ORL 4/22/24
ASTS	3 vs. IND 5/6/25	5 at TOR 8/19/20
STLS	6 at MIA 4/28/25	6 at MIA 4/28/25
BLKS	3 vs. IND 5/6/25	3 4 times
MINs	38 vs. IND 5/6/25	43 vs. NYK 4/15/23

NOTES:

2025 PLAYOFFS:

- Finished with his 3rd double-double of the postseason with 14 PTS on a perfect 5-5 shooting from the field, a game-high tying 12 REB, 2 AST and a career-high (playoffs or regular season) 6 STL in 25 MIN in the Cavs Game 4 win at MIA on April 28th. Allen's 6 steals in the win tied the Cavs playoff record for steals in a game. He had 4 of his STL in the 1st quarter, his most STL in any quarter of his career. He was also the first player in NBA history to record 14 PTS, 12 REB, 6 STL and shoot 100% from the field in a playoff game
- Recorded his 2nd double-double of the postseason with a playoff career-high 22 PTS on 8-9 (.889) shooting from the field and a game-high 10 REB in 26 MIN in a Game 3 win at MIA on April 26th.

2024-25: Appeared in all 82 games this season (all starts) for Cleveland, averaging 13.5 points and 9.7 rebounds while shooting an NBA-best .706 FG% in 28.0 minutes per game. His .706 FG% was also the highest FG% in a season in Cavaliers history.

- Chipped in 21 points on 10-11 (.909) shooting from the field, eight rebounds, one steal and one block in 32 minutes. **Allen became the first Cavs player in team history and the seventh NBA player in league history to have back-to-back games with 10+ FGM and .900+ FG%.** He joined Nikola Jokic, Rasheed Wallace, Shawn Kemp, Kevin McHale, Darryl Dawkins and Wilt Chamberlain).
- Finished with his team leading 39th double-double of the season with a team high 25 points on 11-12 (.917) shooting from the field, a team-high tying 12 rebounds, three assists and two steals in 31 minutes on March 30th vs. the L.A. Clippers. It was his 4th career game with at least 11 FGM and .900+ FG%, tying the 3rd-most games in NBA history with 11+ FGM on .900+ FG%.
- Recorded his team leading 38th DBL-DBL of the season with a season-high 29 PTS (19 PTS in the 4th quarter, 6-6 FG) on 10-11 (.909) shooting from the field, a game-high 16 REB, 1 STL and 1 BLK in 30 MIN on March 27th vs. San Antonio. **It was his 4th career game with at least 25 PTS, 15 REB and .900+ FG%, joining Wilt Chamberlain as the only players in NBA history to do that 4 or more times.**
- Recorded his team leading 34th DBL-DBL of the season with 25 PTS on 10-11 (.909) shooting from the field, a game-high 17 REB, 3 AST and 2 STL in 30 MIN on March 4 at CHI. **Allen joined Wilt Chamberlain (12) as the only players in NBA history to have 3+ games in their career with 25+ PTS, 15+ REB and .900+ FG%.**
- Contributed his 31st double-double of the season with 16 PTS on 8-9 (.889) shooting from the field, a season-high 20 REB, 1 STL and 1 BLK in 25 MIN on Feb. 20th at BKN. With his 1st rebound of the game, Allen grabbed his 5,000th career NBA rebound. **It was also his 7th career game with at least 20 REB**
- Recorded his 24th double-double of the season with 17 PTS on 7-11 shooting from the field, 13 REB, 3 AST, 3 BLK and 2 STL in 32 MIN on Jan. 22 at HOU. It was his 2nd career game with at least 17 PTS, 13 REB, 3 BLK and 2 STL.
- Finished with 25 PTS on 9-11 (.818) shooting from the field, 11 REB, 6 AST, 3 STL and 1 BLK in 32 MIN on Jan. 8th vs. OKC. **He became just the 10th player in NBA history with those numbers on .800+ FG%.**
- Contributed his 19th double-double of the season with a season-high 27 PTS on 12-14 (.857) shooting from the field, 14 REB, 3 BLK and 1 STL in 31 MIN on Dec. 31 at LAL. He became just the 3rd player in Cavaliers history to record 27+ PTS and 14+ REB on .857+ FG% (Brad Daugherty and Melvin Turpin).
- Chipped in 24 PTS, 10 REB, 3 AST, 3 STL and 2 BLK in 37 MIN on Nov. 15 vs. CHI.
- Recorded 20 PTS on 9-12 (.750) shooting from the field, a game-high 17 REB and 2 BLK in 31 MIN on Oct. 30 vs. LAL. It was his 27th game as a Cavalier with 15+ PTS and 15+ REB.
- Finished with 23 PTS on a perfect 10-10 shooting from the field, 5 REB, 1 STL and 2 BLK in 25 MIN on Oct. 26 at WAS.



#21 Emoni Bates

Forward • 6-9 • 202lbs • 01/28/2004 • E. Michigan/USA

2nd Year Pro

PERSONAL: Son of Edith and Elgin "E.J." Bates...his father E.J. played Division II basketball for Kentucky Wesleyan and played professionally for five years in Germany and Switzerland...E.J. manages the basketball training organization called "Bates Fundamentals" and coaches it affiliated AAU team out of Ypsilanti, Michigan...was named Gatorade National Player of the Year as a Sophomore in 2020, becoming the first sophomore to win the boys award in the awards history.

	GP	GS	PPG	RPG	APG	SPG	BPG	MPG	FG%	3FG%	FT%
** No Games Played 2024-25 Postseason **											
Career	25	0	3.1	0.8	0.7	0.08	0.12	8.3	.322	.333	.250
	POINTS										
	10+	20+	30+	10+	10+	3+	3+	DBL-DBL	TPL-DBL		
2024-25	1	1	--	--	--	--	--	--	--	--	--
Career	1	1	--	--	--	--	--	--	--	--	--

RECENT GAMES

OPPONENT	W/L	MIN	FG-A	3P-A	FT-A	OR	DR	TR	A	PF	ST	TO	BS	PTS
4/20 vs. MIA	W													Inactive - G League Two-Way

	2024-25 HIGHS	CAREER HIGHS
PTS	--	--
FGM	--	--
FGA	--	--
3FGM	--	--
3FGA	--	--
FTM	--	--
FTA	--	--
OREB	--	--
DREB	--	--
TREB	--	--
ASTS	--	--
STLS	--	--
BLKS	--	--
MINs	--	--

NOTES:

2024-25: Appeared in 10 games Cleveland this season.

Finished with a career-high 25 points, including seven three-pointers made in 42 minutes on April 13th vs. IND.



#10 Darius Garland

Guard • 6-1 • 186lbs • 01/26/2000 • Vanderbilt/USA

6th Year Pro

PERSONAL: Father, Winston, played seven NBA seasons...both of his grandfathers served in the U.S. Army....played on AAU team Bradley Beal Elite and has developed relationship with Wizards All-Star Beal...averaged 28.6 points and shot 59.7 percent as a senior for Brentwood Academy...won a record-tying four state championships...second player in Tennessee history to win three consecutive Mr. Basketball awards, joining Brandon Wright.

	GP	GS	PPG	RPG	APG	SPG	BPG	MPG	FG%	3FG%	FT%
2024-25	4	4	19.8	1.8	5.8	0.50	0.00	28.7	.472	.345	.950
Career	382	378	18.9	2.7	6.7	1.17	0.12	33.2	.453	.388	.867
	POINTS										
	10+	20+	30+	10+	10+	3+	3+	DBL-DBL	TPL-DBL		
2024-25	71	40	5	--	7	--	9	7	--	--	--
Career	346	166	25	1	67	--	39	67	1	--	--

RECENT GAMES

OPPONENT	W/L	MIN	FG-A	3P-A	FT-A	OR	DR	TR	A	PF	ST	TO	BS	PTS
5/11 at IND	L	27:10	6-11	1-5	8-8	0	1	1	6	5	1	3	0	21
5/9 at IND	W	24:53	3-11	2-7	2-2	0	1	1	3	4	0	4	0	10
5/6 vs. IND	L													DND - Injury
5/4 vs. IND	L													DND - Injury
4/28 at MIA	W													DND - Injury

	2024-25 HIGHS	CAREER HIGHS
PTS	27 vs. MIA 4/20/25	32 vs. NYK 4/18/23
FGM	10 vs. MIA 4/20/25	12 vs. BOS 5/13/24
FGA	17 vs. MIA 4/20/25	27 vs. BOS 5/13/24
3FGM	5 vs. MIA 4/20/25	6 vs. NYK 4/18/23
3FGA	9 vs. MIA 4/20/25	13 vs. BOS 5/13/24
FTM	8 at IND 5/11/25	10 vs. NYK 4/18/23
FTA	8 2 times	11 vs. NYK 4/18/23
OREB	1 vs. MIA 4/23/25	1 2 times
DREB	3 vs. MIA 4/20/25	7 2 times
TREB	3 vs. MIA 4/20/25	7 2 times
ASTS	9 vs. MIA 4/23/25	10 at NYK 4/23/23
STLS	1 2 times	4 2 times
BLKS	--	1 3 times
MINs	32 vs. MIA 4/23/25	44 at BOS 5/15/24

NOTES:

2024-25: Appeared in a career-high 75 games (all starts) this season for Cleveland, averaging 20.6 points, 6.7 assists, 2.9 rebounds and 1.21 steals while shooting a career-high .472 FG%, .401 3FG% and .878 FT% in 30.7 minutes. He was the only player in the Eastern Conference to average 20.0+ PPG, 6.0+ APG, 1.00+ SPG and shoot .400+ 3FG%. He also recorded 7 double-doubles on the season.

🏆 Contributed 25 PTS, including 4-7 (.571) shooting from the 3-point line, 5 AST, 3 REB and 1 BLK in 31 MIN on Feb. 5 at DET. **He hit a GAME WINNING 31 FT. 3-pointer as time expired to help give the Cavs a 118-115 win. It was Garland's first career game-winning shot with time expiring**

🏆 Recorded a game-high 39 PTS on 14-22 (.636) shooting from the field, including 4-7 (.571) shooting from the three-point line, a team-high 9 AST and 3 REB in 36 MIN on Jan. 25 vs. HOU

🏆 Finished with 29 PTS, including 5-10 (.500) shooting from the 3-point line and a perfect 8-8 shooting from the free throw line, 6 AST and 5 REB in 33 MIN on Jan. 18 at MIN.

🏆 Finished with a near double-double with a season-high 40 points on 14-22 (.636) shooting from the field, including 4-7 (.571) shooting from the three-point line, a game-high nine assists and two steals in 36 minutes on Jan. 9th vs. TOR. Garland recorded 40+ points for the fifth time in his NBA career.

🏆 Recorded his 4th double-double of the season with 14 PTS, a season-high 14 AST, 2 STL and 1 BLK in 32 MIN on Dec. 31 at LAL. It was the 7th time in his career dishing out 14+ AST and it was his most assists in a game in 32 or fewer minutes played

🏆 Tallied 25 points, including 9-9 shooting from the free throw line, a game-high tying 12 assists and five rebounds in 30 minutes on Nov. 17 vs. CHA.

🏆 Finished with 29 PTS, including 4-7 (.571 3FG%) shooting from the 3-point line, 9 AST, 3 REB and 1 STL in 34 MIN on Nov. 15 vs. CHI.

🏆 Recorded 27 points, six assists, three rebounds and three steals in 30 minutes on Nov. 8 vs. GSW. With his third assist of the night, passes Kyrie Irving and Fouts Walker for 5th on the Cavs all-time assists list.

🏆 Finished with a game-high 39 points on 15-22 (.682) shooting from the field, including 7-11 (.636) shooting from beyond the arc, a game-high eight assists and two rebounds in 35 minutes. Garland became just the 5th player in Cavs history to reach these numbers in a single game, joining LeBron James (3 times), Mo Williams, Kyrie Irving and Donovan Mitchell...Garland is just the 2nd Cavalier ever to record 39+ PTS on .680+ FG% with 7+ 3FGM (Mo Williams, 2/11/09 vs. PHX).

🏆 Recorded 34 PTS on 12-19 (.632) shooting from the field, including 5-8 (.625) shooting from the 3-point line, 3 AST, 3 REB, 2 STL and 2 BLK in 33 MIN on Oct. 28 at NYK. Garland scored 15 of his points in the 4th quarter on 5-7 (.714) shooting from the field.

🏆 Tallied his first double-double of the season with 12 PTS and 10 AST in 22 MIN on Oct. 30 vs. LAL.



#8 Javonte Green

Guard/Forward • 6-4 • 220lbs • 07/23/1993 • Radford/USA

6th Year Pro

PERSONAL: Has a dual US citizenship and Montenegro citizenship...Son of Jeffrey Mason and Maxine Green...has four siblings, Deivante, Kiara, Kara and Ashaunta...has four kids, Khloe, Kai, Kylie and Knox...Enjoys gaming, watching movies and building legos...Favorite basketball shoe is the Kobe 2...Can solve a rubiks cube...Favorite non-NBA athlete is Michael Vick...Hosted a community day at his elementary school... Favorite movies are Friday, Ray and Avengers: Infinity War...Favorite achievements are getting his degree and being a Godfather of three. Nickname is "Woo."

	GP	GS	PPG	RPG	APG	SPG	BPG	MPG	FG%	3FG%	FT%
2024-25	6	0	2.5	1.5	0.3	0.67	0.00	6.6	.400	.200	1.000
Career	263	74	5.3	3.1	0.7	0.83	0.40	16.8	.509	.338	.747
	POINTS				REB	AST	BLK	STL			
	10+	20+	30+		10+	10+	3+	3+	DBL-DBL	TPL-DBL	
2024-25	9	--	--	--	--	--	1	8	--	--	--
Career	38	4	--	2	--	--	3	18	1	--	--

RECENT GAMES

OPPONENT	W/L	MIN	FG-A	3P-A	FT-A	OR	DR	TR	A	PF	ST	TO	BS	PTS
5/11 at IND	L	7:20	0-1	0-0	2-2	0	2	2	0	1	0	0	0	2
5/9 at IND	W	3:09	0-1	0-0	0-0	0	2	2	0	0	0	1	0	0
5/6 vs. IND	L	10:13	0-1	0-1	0-0	0	0	0	1	0	1	0	0	0
5/4 vs. IND	L													
4/28 at MIA	W	12:08	3-4	1-2	4-4	0	3	3	0	1	2	1	0	11

	2024-25 HIGHS	CAREER HIGHS
PTS	11 at MIA 4/28/25	11 at MIA 4/28/25
FGM	3 at MIA 4/28/25	3 at MIA 4/28/25
FGA	4 at MIA 4/28/25	8 at MIL 4/27/22
3FGM	1 at MIA 4/28/25	1 2 times
3FGA	2 2 times	5 at MIL 4/27/22
FTM	4 at MIA 4/28/25	4 at MIA 4/28/25
FTA	4 at MIA 4/28/25	4 at MIA 4/28/25
OREB	1 at MIA 4/26/25	4 vs. MIL 4/24/22
DREB	3 at MIA 4/28/25	4 at MIL 4/20/22
TREB	3 at MIA 4/28/25	5 at MIL 4/20/22
ASTS	1 2 times	2 at MIL 4/27/22
STLS	2 at MIA 4/28/25	7 at MIL 4/27/22
BLKS	--	--
MINS	12 at MIA 4/28/25	27 at MIL 4/27/22

NOTES:

2024-25: Appeared in 68 games for New Orleans (50 games) and Cleveland (18 games), averaging 5.1 points, 3.2 rebounds and 0.94 steals in 18.5 minutes.

Contributed 11 PTS on 4-5 (.800) shooting from the field, including 2-3 (.667) shooting from beyond the arc, 6 REB and 2 AST in 18 MIN off the bench on March 4th at CHI. 🏆

Finished with four points in his first game played with the Cavaliers on Feb. 25 at ORL.

🏆 Chipped in a season-high 15 points on 6-9 (.667) shooting from the field, four rebounds, two assists, one steal and one block in 20 minutes on Nov. 22nd vs. Golden State.

🏆 Recorded 14 points on 5-9 (.556) shooting from the field, five rebounds and one block in 30 minutes on Nov. 19th at Dallas.

6th Year Pro

	GP	GS	PPG	RPG	APG	SPG	BPG	MPG	FG%	3FG%	FT%
2024-25	7	0	10.9	3.4	1.0	0.43	0.14	22.2	.431	.455	.880
Career	327	246	14.8	4.1	1.5	0.69	0.30	30.0	.452	.373	.819
	POINTS			REB	AST	BLK	STL				
	10+	20+	30+	10+	10+	3+	3+	DBL-DBL		TPL-DBL	
2024-25	55	23	2	2	--	--	5	2		--	
Career	261	84	3	13	--	1	13	12		--	

	2024-25 HIGHS	CAREER HIGHS
PTS	21 at MIA 4/26/25	35 at MIA 4/26/22
FGM	6 2 times	11 2 times
FGA	11 at MIA 4/28/25	21 at MIA 4/26/22
3FGM	3 2 times	4 2 times
3FGA	5 2 times	9 at BOS 4/18/23
FTM	6 at MIA 4/26/25	10 at MIA 4/26/22
FTA	6 2 times	11 2 times
OREB	1 4 times	4 at BOS 4/18/23
DREB	4 3 times	10 at MIA 4/26/22
TREB	5 at IND 5/9/25	12 at BOS 4/18/23
ASTS	3 at MIA 4/26/25	3 2 times
STLS	1 3 times	3 at MIA 4/26/22
BLKS	1 at IND 5/11/25	1 7 times
MINS	30 vs. IND 5/4/25	43 at MIA 4/26/22

2025 PLAYOFFS:

- 🏆 Recorded 21 PTS on 6-8 (.750) shooting from the field, including 3-5 (.600) shooting from the 3-point line, 4 REB, 3 AST and 1 STL in 28 MIN off the bench in the Game 3 win on April 26th at MIA.

2024-25: Appeared in 64 games for Cleveland (27 games, five starts) and Atlanta (37 games, four starts) this season. Averaged a career-high 17.0 points and 4.0 rebounds in 27.2 minutes per game. Scores in double figures 55 times, 20+ points on 23 occasions and 30+ points in two different games. Was the leader in the NBA in scoring average off the bench this season (16.9 PPG off the bench).

- 🏆 Finished with a game-high 32 points on 8-15 (.533) shooting from the field, including 5-9 (.556) shooting from the three-point line, seven rebounds and one steal in 32 minutes on March 2nd vs. Portland. This was his 3rd time in his NBA career scoring 30 points or more and first time as a Cavalier.
- 🏆 Chipped in 16 points on 6-7 (.857) shooting including 4-4 shooting from the 3-point line in 19 minutes off the bench on Feb. 21 vs. NYK.
- 🏆 Finished with a career-high 35 PTS (12-21 FG, 4-8 3FG), against Minnesota on Jan. 27th, tying the NBA-high this season for points in a game off the bench.
- 🏆 Scored 15 or more points in 16-straight games from Nov. 22-Jan. 1, the longest such streak of his career.
- 🏆 Chipped in 27 PTS on 9-15 (.600) shooting from the field, including 4-8 (.500) shooting from the 3-point line, 6 REB and 1 STL in 36 MIN on Dec. 19 at SAS.
- 🏆 Recorded a double-double with 22 points, including 6-11 shooting from the three-point line, 10 rebounds, five assists and two steals in 39 minutes on Feb. 5 vs. SAS.
- 🏆 Chipped in 26 PTS, including 5-7 shooting from the three-point line, three rebounds, two assists and two steals in 34 minutes on Dec. 6 vs LAL.

6th Year Pro

	2024-25 HIGHS	CAREER HIGHS
PTS	28 vs. MIA 4/20/25	28 vs. MIA 4/20/25
FGM	10 vs. MIA 4/20/25	10 vs. MIA 4/20/25
FGA	20 vs. IND 5/4/25	20 vs. IND 5/4/25
3FGM	5 vs. MIA 4/20/25	5 vs. MIA 4/20/25
3FGA	8 vs. MIA 4/20/25	8 vs. MIA 4/20/25
FTM	5 at MIA 4/28/25	5 at MIA 4/28/25
FTA	5 3 times	5 3 times
OREB	2 vs. IND 5/4/25	2 vs. IND 5/4/25
DREB	4 vs. MIA 4/20/25	4 vs. MIA 4/20/25
TREB	5 vs. MIA 4/20/25	5 vs. MIA 4/20/25
ASTS	11 at MIA 4/26/25	11 at MIA 4/26/25
STLS	2 at MIA 4/26/25	2 at MIA 4/26/25
BLKS	1 at MIA 4/28/25	1 at MIA 4/28/25
MINs	29 vs. IND 5/4/25	29 vs. IND 5/4/25

🏆 Scored in double figures in 4 of his first 5 games of theseason, including a season-high 14 PTS in 3 different games (Oct. 23 at TOR, Oct. 26 at WAS and Oct. 30 vs. LAL).



#5 Sam Merrill

Guard • 6-4 • 205lbs • 05/15/1996 • Utah State/USA

5th Year Pro

PERSONAL: Born May 15, 1996 in Bountiful, Utah... Son of Jenny and John Merrill... Graduated in business administration at Utah State... Earned three varsity letters at Bountiful High School, leading the Braves to a state title as a senior... Also lettered in football, baseball and golf, earning all-state honors on the gridiron as a junior...played for the Cavs in the 2023 NBA Summer League in Las Vegas, helping the Cavaliers win their first Summer League Championship

	GP	GS	PPG	RPG	APG	SPG	BPG	MPG	FG%	3FG%	FT%
2024-25	8	3	5.8	2.5	1.8	0.50	0.25	19.9	.375	.359	.667
Career	173	7	6.5	1.9	1.4	0.49	0.11	16.3	.405	.386	.925

	POINTS			REB	AST	BLK	STL	DBL-DBL		TPL-DBL
	10+	20+	30+	10+	10+	3+	3+	DBL-DBL		TPL-DBL
2024-25	17	2	--	--	--	--	5	--		--
Career	43	5	--	--	--	--	7	--		--

RECENT GAMES

OPPONENT	W/L	MIN	FG-A	3P-A	FT-A	OR	DR	TR	A	PF	ST	TO	BS	PTS
5/11 at IND	L	13:32	0-2	0-2	2-2	1	2	3	1	4	0	0	0	2
5/9 at IND	W	20:07	1-5	1-5	0-1	0	1	1	2	3	0	0	0	3
5/6 vs. IND	L	26:08	5-10	4-9	0-0	2	2	4	0	3	2	0	0	14
5/4 vs. IND	L	17:50	2-5	2-5	0-0	1	3	4	4	2	0	0	0	6
4/28 at MIA	W	18:59	3-7	3-7	0-0	0	1	1	1	1	1	1	0	9

	2024-25 HIGHS	CAREER HIGHS
PTS	14 vs. IND 5/6/25	14 vs. IND 5/6/25
FGM	5 vs. IND 5/6/25	5 vs. IND 5/6/25
FGA	10 vs. IND 5/6/25	10 vs. IND 5/6/25
3FGM	4 vs. IND 5/6/25	4 vs. IND 5/6/25
3FGA	9 vs. IND 5/6/25	9 vs. IND 5/6/25
FTM	2 at IND 5/11/25	2 2 times
FTA	2 at IND 5/11/25	2 2 times
OREB	2 vs. IND 5/6/25	2 vs. IND 5/6/25
DREB	3 2 times	3 3 times
TREB	4 3 times	4 3 times
ASTS	4 2 times	4 2 times
STLS	2 vs. IND 5/6/25	2 vs. IND 5/6/25
BLKS	2 vs. MIA 4/20/25	2 vs. MIA 4/20/25
MINS	26 vs. IND 5/6/25	28 at BOS 5/15/24

NOTES:

2025 PLAYOFFS:

🏆 Finished with an NBA playoff career-high 14 points on 5-10 (.500) shooting from the field, including 4-9 (.444) shooting from the 3-point line, four rebounds and two steals in 26 minutes off the bench in Game 2 on May 6th vs. IND.

2024-25: Appeared in 71 games (four starts) this season for Cleveland. Averaged 7.2 points and 2.2 rebounds in 19.7 minutes.

- 🏆 Finished with 16 points, including 4-10 (.400) shooting from the three-point line, two rebounds and two steals in 26 minutes off the bench on Feb. 12 at TOR.
- 🏆 Recorded a career-high tying 27 points on 9-14 (.643) shooting from the field, including 9-13 (.692) shooting from the three-point line in 23 minutes on Feb. 2 vs. DAL. Merrill's nine triples was his career-high for three-pointers in a game. Merrill also became the fourth player in Cavaliers history to make 9+ triples in a single game, and the first to do so off the bench
- 🏆 Recorded 20 PTS, including 6-11 (.545) shooting from the three-point line, 4 AST and a career-high tying 3 STL in 24 MIN on Dec. 23rd vs. Utah.
- 🏆 Finished with 14 points, including 4-9 (.444) shooting from the 3-point line, a season-high six assists, three rebounds, two steals and one block in 23 minutes off the bench on Dec. 3 vs. WAS.



#45 Donovan Mitchell

Guard • 6-3 • 215lbs • 09/07/1996 • Louisville/USA

8th Year Pro

PERSONAL: Son of Nicole and Donovan Mitchell, Sr...Has one younger sister (Jordan)...Nickname is Spida...Best moment of his athletic career to date was his high-flying dunk at the Elite 24 game...Has a signature shoe line with adidas...his favorite musical artists is Jay Z and he can play the drums and saxophone...Mitchell majored in communications in college at Louisville and his favorite NFL player is former Louisville quarterback, Lamar Jackson...Follow him on twitter @spidamitchell.

	GP	GS	PPG	RPG	APG	SPG	BPG	MPG	FG%	3FG%	FT%
2024-25	8	8	28.9	4.1	4.3	1.63	0.25	31.3	.462	.338	.750
Career	539	531	24.7	4.3	4.7	1.37	0.32	33.8	.449	.366	.840

	POINTS	10+	20+	30+	REB	10+	AST	10+	BLK	3+	STL	3+	DBL-DBL	TPL-DBL
2024-25	69	48	19	4	2	1	9	6	--	--	--	--	--	--
Career	519	390	157	13	11	2	86	24	--	--	--	--	--	--

RECENT GAMES

OPPONENT	W/L	MIN	FG-A	3P-A	FT-A	OR	DR	TR	A	PF	ST	TO	BS	PTS
5/11 at IND	L	20:15	3-11	1-5	5-6	1	0	1	0	0	1	2	1	12
5/9 at IND	W	37:17	14-29	5-13	10-14	5	4	9	5	4	1	2	0	43
5/6 vs. IND	L	35:50	15-30	1-7	17-21	2	3	5	9	4	4	5	1	48
5/4 vs. IND	L	33:40	13-30	1-11	6-9	0	5	5	4	2	1	0	0	33
4/28 at MIA	W	24:36	8-15	4-8	2-2	0	0	0	5	1	1	2	0	22

	2024-25 HIGHS	CAREER HIGHS
PTS	48 vs. IND 5/6/25	57 at DEN 8/17/20
FGM	15 vs. IND 5/6/25	22 at ORL 5/3/24
FGA	30 2 times	36 at ORL 5/3/24
3FGM	7 vs. MIA 4/23/25	9 2 times
3FGA	13 at IND 5/9/25	16 vs. NYK 4/15/23
FTM	17 vs. IND 5/6/25	17 2 times
FTA	21 vs. IND 5/6/25	21 vs. IND 5/6/25
OREB	5 at IND 5/9/25	5 at IND 5/9/25
DREB	6 vs. MIA 4/23/25	9 2 times
TREB	9 at IND 5/9/25	11 vs. OKC 4/21/18
ASTS	9 vs. IND 5/6/25	13 vs. NYK 4/18/23
STLS	4 2 times	4 3 times
BLKS	1 2 times	1 20 times
MINs	37 at IND 5/9/25	45 vs. ORL 5/5/24

NOTES:

2025 PLAYOFFS:

- Contributed a game-high 43 PTS, 9 REB, 5 AST and 1 STL in 37 MIN on May 9th at IND in Game 3. It was the 7th time in his career he has scored 40+ PTS in a playoff game and he joined LeBron James as the only two Cavs players in team history to have back-to-back 40-point games in the playoffs
- Recorded a game-high 48 PTS on 15-30 (.500) shooting from the field, including 17 FTM, a team-high 9 AST, 5 REB a game-high 4 STL and 1 BLK in 36 MIN in Game 2 vs. IND on May 6. It was his 4th-highest scoring total in a game in his postseason career and the 6th time he has scored 40+ PTS in a playoff game.
- Finished with a game-high 33 points, five rebounds, four assists and one steal in 34 minutes on May 3rd in Game 1 vs. IND. Mitchell scored 30+ points for the 8th consecutive series opener, passing Michael Jordan for the longest streak in NBA history.
- Recorded a game-high 30 PTS on 11-19 (.579) shooting from the field, 5 REB, 4 AST and a playoff career-high tying 4 STL in 33 MIN in Game 1 vs. MIA on April 20th. **Mitchell has scored 30+ PTS in Game 1 of a series 7-straight times, tying Michael Jordan for the longest such streak in NBA history (Jordan 7-straight from 1997-98 and 1991-93).**
- Finished with a game-high 30 PTS, including 7-10 (.700) shooting from the three-point line, 6 REB, 6 AST and 1 STL in 36 MIN in Game 2 vs. MIA on April 23rd. He became the first player in Cavs history to record 30 PTS, 7 3FGM, 6 REB and 6 AST in a postseason games.

2024-25: Appeared in 71 games this season (all starts) for Cleveland. Averaged 24.0 PPG, 5.0 assists, 4.5 rebounds and 1.34 steals in 31.4 minutes. Recorded a career-high tying six double-doubles on the season. Mitchell was selected to his 6th all-star game and was voted as a starter for the 2nd time in his career. He also won the NBA Skills Challenge at All-Star Weekend alongside his Cavs teammate Evan Mobley.

- Finished with a game-high 38 PTS on 12-24 (.500) shooting from the field, 5 REB, 3 AST and 1 STL in 36 MIN on March 28th at DET. Mitchell scored 22 of his PTS in the 4th quarter on 6-8 (.750) shooting from the field, **his most PTS in ANY quarter this season**
- Chipped in 25 PTS, a career-high 14 AST, 8 REB, 1 STL and 1 BLK on March 27th vs. San Antonio. **He is just the 4th Cavs player in the last 40 years to record 25+ PTS, 14+ AST and 8+ REB in a game (LeBron James, Larry Nance Sr., Andre Miller).**
- Finished with a season-high 41 PTS on 13-26 (.500) shooting from the field, 5 AST, 3 REB and 1 STL in 35 MIN on Feb. 28 at BOS. With his 5th three-pointer of the game, Mitchell (629 3FGM w/ Cavs) moved past Cedi Osman (628 3FGM) for 6th on the Cavaliers all-time three-pointers made list. He also became the first player in Cavs history to have multiple seasons with 200+ 3-pointers made.
- Recorded his third double-double of the season with a game-high 31 points, 10 rebounds, a team-high six assists and two steals in 36 minutes on Feb. 4 vs. BOS. It was his 3rd career game with at least 30 PTS, 10 REB and 5 AST.
- Recorded a season-high tying 37 PTS on 12-23 (.522) shooting from the field, including 7-15 (.467) shooting from the three-point line, 7 AST, 3 REB and 3 STL in 33 MIN on Jan. 24 at PHI.
- Tallied a game-high 36 PTS, 8 REB, a team-high 7 AST and 1 STL in 34 MIN on Jan 18 at MIN. **It was just the 2nd time in his career with at least 36 PTS, 8 REB and 7 AST (71 PTS, 8 REB, 11 AST on Jan. 2, 2023 vs. CHI).**
- Finished with a game-high 35 points, including a perfect 8-8 shooting from the free throw line, nine rebounds, three assists and two steals in 31 minutes on Jan. 14th at IND. He scored 19 of his points in the 1st quarter on 7-9 (.778) shooting from the field, marking his highest scoring quarter of the season.
- Finished with 35 points, including 6-11 (.545) shooting from the three point line, 7 rebounds, three assists, two steals and one block in 35 minutes on Dec. 1 vs. BOS. Mitchell scored 20 PTS in the fourth quarter alone on a perfect 6-6 shooting from the field, including 4-4 shooting from the 3-point line.
- Recorded a game-high 37 points on 12-23 (.522) shooting from the field, including 7-13 (.538) shooting from the three-point line, seven rebounds, four assists, one steal and one block in 34 minutes on Nov. 15 vs. CHI. Mitchell scored 18 of his points in the 4th quarter, marking his highest scoring 4th quarter of the season.
- Finished with 23 PTS, a career-high tying 13 REB, a team-high 9 AST and 2 STL in 34 MIN on Nov. 13 at PHI. He became the 4th player in Cavs history to record at least 23 PTS, 13 REB, 9 AST and 2 STL (LeBron James, Campy Russell and Ricky Rubio).
- Contributed a season-high 36 PTS, including 7-16 (.437) shooting from the 3-point line, 8 REB, 2 AST and 4 STL in 35 MIN on Nov. 11 at CHI.
- Recorded a season-high tying 30 PTS, including 4-8 (.500) shooting from the 3-point line, 4 AST and 3 REB in 35 MIN on Nov. 2 at MIL. **Mitchell hit the game-winning mid-range jumper with 00.3 seconds left on the clock to give the Cavs the 114-113 win over the Bucks.**
- Finished with 30 PTS on 11-18 (.611) shooting from the field, including 6-11 (.545) shooting from the 3-point line, 5 AST and 4 REB in 29 MIN at WAS.



#4 Evan Mobley

Forward/Center • 7-0 • 215lbs • 06/18/2001 • USC/USA

4th Year Pro

PERSONAL: his father, Eric, is an assistant coach at SMU and played professionally overseas...has an extensive sneaker collection...his brother Isaiah played two seasons for the Cavaliers (2022-24)...his first sport was soccer, which helped with his footwork...attended Rancho Christian High School in Temecula, California, where he averaged 20.5 points, 12.2 rebounds, 5.2 blocks and 4.6 assists during his senior season and was named the 2019-20 Morgan Wooten National High School Player of the Year...was a 2020 McDonald's All-American, a two-time California Gatorade Player of the Year and a 2020 Naismith Player of the Year finalist...won gold medals with USA Basketball at the 2019 FIBA U-19 World Cup and 2018 FIBA U-17 World Cup...enjoys making hip hop beats in his free time.

	GP	GS	PPG	RPG	APG	SPG	BPG	MPG	FG%	3FG%	FT%		2024-25 HIGHS	CAREER HIGHS
2024-25	7	7	16.1	7.7	1.7	1.29	0.86	31.4	.573	.448	.875	PTS	20 2 times	33 at BOS 5/15/24
Career	269	269	16.4	9.0	2.9	0.83	1.56	32.5	.548	.315	.694	FGM	9 vs. IND 5/4/25	15 at BOS 5/15/24
	POINTS				REB	AST	BLK	STL						
	10+	20+	30+		10+	10+	3+	3+	DBL-DBL		TPL-DBL			
2024-25	63	34	4		38	--	18	7	37		--			
Career	235	78	8		111	--	57	14	104		--			
RECENT GAMES														
OPPONENT	W/L	MIN	FG-A	3P-A	FT-A	OR	DR	TR	A	PF	ST	TO	BS	PTS
5/11 at IND	L	26:42	3-7	2-4	2-2	1	4	5	0	2	1	2	0	10
5/9 at IND	W	35:08	6-13	1-3	5-6	5	8	13	4	2	3	0	3	18
5/6 vs. IND	L	DND - Injury												
5/4 vs. IND	L	35:45	9-13	2-5	0-0	4	6	10	2	3	2	4	0	20
4/28 at MIA	W	22:58	6-9	2-4	3-4	1	6	7	1	0	1	0	2	17
PTS														
FGM														
FGA														
3FGM														
3FGA														
FTM														
FTA														
OREB														
DREB														
TREB														
ASTS														
STLS														
BLKS														
MINs														

NOTES:

2024-25: Appeared in 71 games this season (all starts) for Cleveland, his most games played in a season in his career. Averaged a career-high 18.5 points, 9.3 rebounds, 3.2 assists, 0.86 steals and 1.59 blocks in 30.5 minutes per game. His 37 double-doubles on the season was a career-high.

- Recorded his 35th double-double of the season with 26 PTS on 10-13 (.769) shooting from the field and 4-6 (.667) shooting from the 3-point line, 12 REB, 5 AST, 3 BLK and 1 STL in 37 MIN on April 4 at SAS. He became just the 3rd NBA player in the last 40 years to tally at least 25+ PTS 12+ REB 3+ BLK and .750+ FG%, He joined Kevin Durant (1/18/17) and Christian Wood (3/18/22) to accomplish this feat.
- Tallied his 31st DBL-DBL of the season with a game-high 31 PTS on 13-18 (.722) shooting from the field, including 4-5 (.800) shooting from the 3-point line, a team-high 10 REB, 2 AST and 1 STL in 32 MIN on March 19th at Sacramento.
- Finished with his 26th double-double of the season with 25 PTS, a game-high 13 REB, a career-high tying 8 AST and 3 BLK in 36 MIN on Feb. 23 vs. MEM. **It was his 1st career game with 25+ PTS, 10+ REB and 8+ AST and he is the 2nd player in Cavaliers history to record 25+ PTS, 13+ REB, 8+ AST and 3+ BLK (LeBron James - 3 times) in a game**
- Recorded a team-high 28 points on 12-19 (.632) shooting from the field, 10 rebounds, six assists, a season-high tying four blocks and two steals in 32 minutes on Feb. 10 vs. MIN. He was the youngest player (age 23) in Cavs history to record those numbers.
- Finished with 30 PTS on 10-16 (.625) shooting from the field, including 3-5 (.600) shooting from the 3-point line, 9 REB, a season-high tying 7 AST and 4 BLK in 34 MIN on Feb. 5 at DET. **Mobley became the 8th player in NBA history to record 30+ PTS, 9+ REB, 7+ AST and 3+ 3FGM in a game and first Cavaliers player to have those numbers.**
- Contributed his 15th double-double of the season with 21 PTS on 8-13 (.615) shooting from the field, 10 REB, 7 AST, 1 STL and 1 BLK in 35 MIN on Jan. 8th vs. OKC.
- Recorded 34 points on 14-21 (.667) shooting from the field, 10 rebounds, four assists and two blocks in 30 minutes on Jan. 3rd at DAL. It was his 3rd career game with 30+ points and 10+ rebounds. He was the 2nd player age 23 or younger in NBA history to record 30+ PTS 10+ REB, 4+ AST and 2+ BLK in 30 or fewer minutes (Karl-Anthony Towns, 2 times).
- Finished with 22 points on 10-14 (.714) shooting from the field, 13 rebounds, seven assists, two steals and one block in 30 minutes. He was the first Cavaliers player in team history to record those numbers on .700+ FG%. It was his 6th career game with 20+ PTS, 10+ REB and 5+ AST.
- Recorded his 11th DBL-DBL of the season **with a CAREER-HIGH 41 PTS** on 16-23 (.696) shooting from the field, including 6-8 (.750) shooting from the 3-point line, 10 REB and 3 BLK in 34 MIN on Dec. 7 at CHA. It was his first career 40-point game and **he was just the 4th player in NBA history to record those numbers in a game (Vince Carter, Kevin Durant, James Harden). He scored 23 of his PTS in the 1st quarter while shooting a perfect 5-5 from the 3-point line. He was the first player to have 23+ PTS on 5-5 or better shooting from the 3-point line in an opening quarter since Stephen Curry on Oct. 21, 2021 vs. LAC (25 PTS, 5-5 3FG in 1st Q). His 23 first quarter PTS were also T-3rd most points in an opening quarter in Cavaliers team history (Kevin Love, 34 PTS and LeBron James, 24 PTS).**
- Chipped in 24 points, 12 rebounds, three assists and one steal in 37 minutes on Nov. 29 at ATL. It was his 9th double-double of the season.
- Recorded 22 points, 11 rebounds, six assists, one steal and one bloc in 38 minutes on Nov. 19th at Boston. It was his 4th career game with 20+ PTS, 10+ REB and 5+ AST.
- Tallied 23 PTS on 10-11 (.909) shooting from the field, a season-high 16 REB, 4 STL and 1 BLK in 35 MIN on Nov. 9 vs. BKN. Mobley is the only NBA player to record those numbers in a single game since 1973-74 (when steals became official).
- Recorded 25 PTS on 9-14 (.643) shooting from the field, 9 REB, 3 AST, 2 STL and 3 BLK in 27 MIN on Oct. 23 at TOR. It was his 5th career game with at least 25 PTS and 3 BLK.
- Finished with 25 PTS on 12-16 (.750) shooting from the field and 5 REB in 19 MIN on Oct. 30 vs. LAL. He scored 17 of his points in the 4th quarter, marking his highest scoring quarter of his career.



#18 Chuma Okeke

Forward • 6-7 • 229lbs • 08/18/1998 • Auburn/USA

5th Year Pro

PERSONAL: Full name is Chukwuma Julian Okeke... Born in Atlanta, Georgia...Chukwuma means "God knows"...Son of Chuka and Renee Okeke...Father, Chuka, is from Nigeria...Participated in the NBA's Basketball Without Borders in Canberra, Australia during the summer of 2022...Also served as a coach for Basketball Without Borders Americas in Longueuil, Quebec, Canada during the summer of 2023...In December 2021, teamed up with Pepsi for a holiday surprise for 100 members of the Joe R. Lee Branch Boys & Girls Clubs, including a \$10,000 donation, which included gift cards for each youth, a flat screen television and laptop computers for the teen lounge... During the summer of 2021, joined a basketball camp, presented by PepsiCo and directed by the National Basketball Academy, to assist the Boys & Girls Club youth with skills...Attended Westlake High School in Atlanta and led them to the 2016 Georgia Class 6A state championship as a junior...Named Mr. Basketball in Georgia in 2017 following his senior season...Favorite food is Philly cheesesteaks...Favorite movie is Menace to Society.

	GP	GS	PPG	RPG	APG	SPG	BPG	MPG	FG%	3FG%	FT%		
2024-25	3	0	1.0	0.0	0.3	0.00	0.00	4.3	.250	.250	.000		
Career	198	58	6.3	3.8	1.5	0.90	0.43	20.3	.387	.321	.787		
	POINTS				REB	AST	BLK	STL					
	10+	20+	30+	10+	10+	3+	3+	DBL-DBL			TPL-DBL		
2024-25	2	--	--	1	--	--	--	1			--		
Career	45	3	--	9	--	4	24	4			--		

RECENT GAMES														
OPPONENT	W/L	MIN	FG-A	3P-A	FT-A	OR	DR	TR	A	PF	ST	TO	BS	PTS
5/11 at IND	L	4:40	1-1	1-1	0-0	0	0	0	1	0	0	0	0	3
5/9 at IND	W													
5/6 vs. IND	L													
5/4 vs. IND	L													
4/28 at MIA	W	6:45	0-3	0-3	0-0	0	0	0	0	0	1	0	0	0

	2024-25 HIGHS					CAREER HIGHS				
PTS	3 at IND 5/11/25					3 3 times				
FGM	1 at IND 5/11/25					1 3 times				
FGA	3 at MIA 4/28/25					3 at MIA 4/28/25				
3FGM	1 at IND 5/11/25					1 2 times				
3FGA	3 at MIA 4/28/25					3 at MIA 4/28/25				
FTM	--					1 vs. CLE 4/25/24				
FTA	--					1 vs. CLE 4/25/24				
OREB	--					--				
DREB	--					--				
TREB	--					--				
ASTS	1 at IND 5/11/25					1 2 times				
STLS	1 at MIA 4/28/25					1 at MIA 4/28/25				
BLKS	--					--				
MINS	7 at MIA 4/28/25					7 at MIA 4/28/25				

NOTES:

2024-25: Appeared in nine games for the Philadelphia 76ers and Cleveland Cavaliers.

🍷 Signed with Cleveland on April 5th, 2025.

🍷 Recorded a double-double with 14 PTS on 5-6 (.833) shooting from the field, including 4-5 (.800) shooting from the 3-point line, 15 REB, 2 AST and 1 BLK in 37 MIN on March 19 at OKC.



#35 Isaac Okoro

Guard • 6-5 • 225lbs • 01/26/2001 • Auburn/USA

5th Year Pro

PERSONAL: Named to the Auburn Athletic Director's Honor Roll after maintaining at least a 3.5 GPA in the fall...son of Godwin and Gloria Okoro...father, Godwin, emigrated from Nigeria to the United States in the 1980s...played at McEachern High School where he had his No. 35 jersey retired...was a four-time all-state selection...led team to 32-0 record and the state title in 2018-19, the first in the school's history...team was ranked No. 1 in the country according to MaxPreps, BlueStar Media and the Prep Circuit Power 50...averaged 19.7 points, 10.1 rebounds, 3.2 assists and 2.7 steals as a senior...named the 2019 AJC Player of the Year...graduated with honors...has three siblings: Michael, Rachel and Ashley.

	GP	GS	PPG	RPG	APG	SPG	BPG	MPG	FG%	3FG%	FT%		
2024-25	8	0	4.9	1.4	0.6	0.63	0.13	13.9	.500	.375	.625		
Career	334	238	8.1	2.8	1.6	0.79	0.38	26.2	.467	.351	.731		
	POINTS				REB	AST	BLK	STL					
	10+	20+	30+	10+	10+	3+	3+	DBL-DBL			TPL-DBL		
2024-25	10	--	--	--	--	--	--	--			--		
Career	121	9	1	1	--	3	15	1			--		

RECENT GAMES														
OPPONENT	W/L	MIN	FG-A	3P-A	FT-A	OR	DR	TR	A	PF	ST	TO	BS	PTS
5/11 at IND	L	18:51	5-6	2-2	1-2	0	2	2	0	2	1	2	0	13
5/9 at IND	W	3:44	0-1	0-0	1-2	0	0	0	0	1	1	0	0	1
5/6 vs. IND	L	29:27	1-2	0-1	3-4	0	2	2	1	2	2	0	0	5
5/4 vs. IND	L	15:01	1-4	0-2	0-0	2	0	2	2	0	0	0	0	2
4/28 at MIA	W	12:58	2-3	2-3	0-0	0	1	1	0	0	0	1	0	6

	2024-25 HIGHS					CAREER HIGHS				
PTS	13 at IND 5/11/25					13 at IND 5/11/25				
FGM	5 at IND 5/11/25					5 2 times				
FGA	6 2 times					11 at BOS 5/7/24				
3FGM	2 2 times					3 at BOS 5/7/24				
3FGA	4 vs. MIA 4/20/25					8 at BOS 5/7/24				
FTM	3 vs. IND 5/6/25					4 vs. NYK 4/15/23				
FTA	4 vs. IND 5/6/25					4 2 times				
OREB	2 vs. IND 5/4/25					2 3 times				
DREB	2 2 times					3 vs. ORL 4/30/24				
TREB	2 4 times					4 vs. ORL 4/30/24				
ASTS	2 vs. IND 5/4/25					2 6 times				
STLS	2 vs. IND 5/6/25					4 vs. ORL 4/22/24				
BLKS	1 vs. MIA 4/20/25					2 2 times				
MINS	29 vs. IND 5/6/25					33 vs. ORL 5/5/24				

NOTES:

2024-25: Appeared in 55 games (22 starts) with Cleveland. Averaged 6.1 points and 2.4 rebounds in 19.1 minutes.

🍷 Scored 10+ points in 10 games during the season.

🍷 Finished with 16 PTS, including 4-6 shooting from the 3-point line, 4 AST and 1 BLK in 27 MIN on Nov. 8 vs. GSW.

🍷 Recorded 15 points on 6-9 (.667) shooting from the field, including a perfect 3-3 shooting from the 3-point line, five rebounds and one steal.



#9 Craig Porter Jr.

Guard • 6-2 • 185lbs • 02/26/2000 • Wichita State/USA

2nd Year Pro

PERSONAL: Born Feb. 26, 2000... Son of Craig Porter Sr. and Rachel Higginbotham...has four older brothers...was a sport management major at Wichita State...his favorite NBA player growing up was Rajon Rondo...his favorite movie is Holes and is an avid gamer.

	GP	GS	PPG	RPG	APG	SPG	BPG	MPG	FG%	3FG%	FT%
2024-25	6	0	2.0	1.0	1.5	0.50	0.33	5.9	.500	.000	.000
Career	102	7	4.6	1.7	1.9	0.37	0.29	11.4	.511	.402	.727
	POINTS				REB	AST	BLK	STL			
	10+	20+	30+		10+	10+	3+	3+	DBL-DBL	TPL-DBL	
2024-25	6	1	--		--	--	--	2	--	--	
Career	18	2	--		1	1	1	3	--	--	

RECENT GAMES

OPPONENT	W/L	MIN	FG-A	3P-A	FT-A	OR	DR	TR	A	PF	ST	TO	BS	PTS
5/11 at IND	L	9:57	2-4	0-1	0-0	1	1	2	4	0	1	0	0	4
5/9 at IND	W	3:09	1-1	0-0	0-0	0	1	1	0	0	0	0	0	2
5/6 vs. IND	L	3:42	1-2	0-1	0-0	0	0	0	0	0	1	0	1	2
5/4 vs. IND	L													
4/28 at MIA	W	12:00	2-4	0-1	0-0	1	1	2	4	2	0	1	1	4

	2024-25 HIGHS	CAREER HIGHS
PTS	4 2 times	4 2 times
FGM	2 2 times	2 2 times
FGA	4 2 times	4 2 times
3FGM	--	--
3FGA	1 3 times	1 3 times
FTM	--	--
FTA	--	--
OREB	1 3 times	1 3 times
DREB	1 3 times	1 3 times
TREB	2 2 times	2 2 times
ASTS	4 2 times	4 2 times
STLS	1 3 times	1 3 times
BLKS	1 2 times	1 2 times
MINS	12 at MIA 4/28/25	12 at MIA 4/28/25

NOTES:

2024-25: Appeared in 51 games for Cleveland, averaging 3.7 points. Scored in double figures on six occasions during the season.

- 🏆 Finished with a season-high 20 points, five assists, five rebounds and two blocks in 43 minutes on April 13th vs. Indiana.
- 🏆 Contributed 16 PTS, 3 REB and 3 AST in 29 MIN on April 10 at IND.
- 🏆 Recorded 16 PTS on 6-7 (.857) shooting from the field, including 3-4 shooting from the three point line in 16 minutes off the bench on Feb. 5th at Detroit.
- 🏆 Finished with 15 points on 6-8 (.750) shooting from the field, including a perfect 3-3 shooting from the three point line, three rebounds and three assists in 25 minutes off the bench on Nov. 19th at Boston.



#1 Max Strus

Guard/Forward • 6-5 • 215lbs • 03/28/1996 • DePaul/USA

6th Year Pro

PERSONAL: Full name is Max Tanner Strus...is the son of John and Debbie Strus...has an older brother, Marty, and an older sister, Maggie...his mother played basketball and volleyball at DePaul and was inducted into the Athletics Hall of Fame in 2000...his father was a pitcher at Eastern Illinois University...his brother played basketball at Lewis University and his sister played volleyball at the University of Illinois, Chicago...chose his major because he wanted to work in the business side of sports when he was done playing...in his free time he enjoys being outside playing catch or playing golf...his favorite sport other than basketball is baseball where he's a big Chicago White Sox fan...threw out the first pitch prior to the A's-White Sox game on Aug. 18, 2021 at Guaranteed Rate Field...hosted his first Max Strus Basketball Camp at his high school in the summer of 2022 with all the proceeds going to the Weish4Ever Foundation where he is very close with the family...their foundation provides financial support for families with children and young adults battling cancer...wears size 14 sneakers.

	GP	GS	PPG	RPG	APG	SPG	BPG	MPG	FG%	3FG%	FT%		2024-25 HIGHS	CAREER HIGHS
2024-25	8	8	13.1	5.5	4.1	0.75	0.25	28.4	.463	.426	.833	PTS	23 vs. IND 5/6/25	23 vs. IND 5/6/25
Career	309	156	10.4	3.4	2.4	0.55	0.23	25.5	.427	.368	.812	FGM	8 2 times	8 2 times
	POINTS				REB	AST	BLK	STL						
	10+	20+	30+		10+	10+	3+	3+	DBL-DBL	TPL-DBL				
2024-25	23	1	--	--	--	--	--	1	--	--	--			
Career	159	32	2	7	2	--	--	5	7	1				

RECENT GAMES														
OPPONENT	W/L	MIN	FG-A	3P-A	FT-A	OR	DR	TR	A	PF	ST	TO	BS	PTS
5/11 at IND	L	22:28	4-9	3-7	0-0	1	5	6	3	2	1	2	0	11
5/9 at IND	W	33:16	8-12	4-8	0-0	2	5	7	7	5	0	0	1	20
5/6 vs. IND	L	39:17	8-18	5-12	2-2	5	3	8	4	3	0	2	0	23
5/4 vs. IND	L	31:55	2-9	2-8	1-2	2	5	7	3	4	2	0	1	7
4/28 at MIA	W	20:49	1-6	1-4	0-0	0	5	5	4	0	1	2	0	3

	PTS	FGM	FGA	3FGM	3FGA	FTM	FTA	OREB	DREB	TREB	ASTS	STLS	BLKS	MINS
	23 vs. IND 5/6/25	8 2 times	18 vs. IND 5/6/25	5 vs. IND 5/6/25	12 vs. IND 5/6/25	2 2 times	2 3 times	5 vs. IND 5/6/25	6 at MIA 4/26/25	9 at MIA 4/26/25	7 at IND 5/9/25	2 2 times	1 2 times	39 vs. IND 5/6/25
	23 vs. IND 5/6/25	8 2 times	18 vs. IND 5/6/25	5 3 times	14 at ATL 4/24/22	5 vs. NYK 5/12/23	6 vs. NYK 5/12/23	5 vs. IND 5/6/25	9 2 times	11 at PHI 5/12/22	9 at BOS 5/15/24	3 at PHI 5/6/22	2 2 times	45 at BOS 5/15/24

NOTES:

2025 PLAYOFFS:

- Finished with 20 PTS on 8-12 (.667) shooting from the field, including 4-8 (.500) shooting from the 3-point line, 7 REB, 7 AST and 1 BLK in 33 MIN in Game 3 at IND on May 9th.
- Contributed his NBA playoff career-high 23 points, eight rebounds and four assists in 39 minutes in Game 2 vs. IND on May 6. It was Strus' third career 20-point playoff game.

2024-25: Appeared in 50 games (37 starts) with Cleveland. Averaged 9.4 points, 4.3 rebounds and 3.2 assists in 25.5 minutes. Scored 10+ points in 23 games and 20+ points on one occasion.

- Recorded a season-high 24 PTS on 8-12 (.667) shooting from the field, including 5-8 (.625) shooting from the 3-point line and 4 REB in 26 minutes on March 18 at L.A. Clippers.
- Chipped in 13 points, including 4-7 (.571) shooting from the 3-point line, four rebounds, four assists, one steal and one block in 22 minutes off the bench on Jan. 14 at IND.
- Recorded a season-high 17 PTS, including 5-6 (.833) shooting from the 3-point line, 5 AST and 3 REB in 26 MIN off the bench on Jan. 8 vs. OKC. It was his highest career FG% in a game with 6+ FGM.
- Contributed a season-high 15 PTS, including 4-8 (.500) shooting from the three-point line, 4 AST, 3 REB and 2 BLK in 27 MIN off the bench on Dec. 31 at LAL.
- Made his season debut on Dec. 20 vs. MIL after missing the first 27 games of the season due to injury. Recorded 9 PTS on three made three-pointers in 19 MIN off the bench.



#13 Tristan Thompson

Forward/Center • 6-9 • 250lbs • 03/13/1991 • Texas/Canada

14th Year Pro

PERSONAL: Full name is Tristan Trevor James Thompson...son of Trevor and Andrea Thompson...a native of Toronto, Canada...McDonald's All-American as a high school senior and member of the World Select Team at the 2010 Nike Hoop Summit...played for Team Canada in the FIBA Americas Tournament in Caracas, Venezuela during the summer of 2013... favorite food is chicken teriyaki...his first job was a paper boy...favorite sport other than basketball is football...favorite TV show is Martin...favorite movie is Coming to America...favorite game is Monopoly...was a member of the Cleveland Cavaliers 2016 NBA Championship

	GP	GS	PPG	RPG	APG	SPG	BPG	MPG	FG%	3FG%	FT%
2024-25	3	0	2.3	5.0	0.3	0.33	0.67	9.8	.500	.000	.333
Career	819	478	8.3	7.8	1.0	0.46	0.64	24.9	.520	.238	.592
POINTS			REB			AST			BLK		
10+			10+			10+			3+		
2024-25	--	--	--	3	--	--	--	--	--	--	--
Career	340	21	1	292	--	--	39	16	186	--	--

RECENT GAMES														
OPPONENT	W/L	MIN	FG-A	3P-A	FT-A	OR	DR	TR	A	PF	ST	TO	BS	PTS
5/11 at IND	L	12:00	1-2	0-0	1-2	0	6	6	0	1	0	1	1	3
5/9 at IND	W													
5/6 vs. IND	L													
5/4 vs. IND	L													
4/28 at MIA	W	12:00	2-4	0-0	0-1	2	5	7	1	1	1	1	1	4

	2024-25 HIGHS	CAREER HIGHS
PTS	4 at MIA 4/28/25	20 at BOS 5/17/17
FGM	2 at MIA 4/28/25	8 vs. BKN 5/28/21
FGA	4 at MIA 4/28/25	13 vs. BKN 5/28/21
3FGM	--	--
3FGA	--	1 at BOS 5/23/18
FTM	1 at IND 5/11/25	12 vs. BOS 5/21/17
FTA	2 at IND 5/11/25	15 vs. BOS 5/21/17
OREB	2 at MIA 4/28/25	9 3 times
DREB	6 at IND 5/11/25	14 vs. GSW 6/16/16
TREB	7 at MIA 4/28/25	17 at CHI 5/14/15
ASTS	1 at MIA 4/28/25	5 vs. GSW 6/9/17
STLS	1 at MIA 4/28/25	2 6 times
BLKS	1 2 times	4 at BKN 6/1/21
MINS	12 2 times	47 at GSW 6/4/15

NOTES:

2024-25:

- Contributed three points, a season-high 20 rebounds, two blocks and one steal in 43 minutes on April 13th vs. Indiana. It was his sixth career game with at least 20 rebounds.
- Finished with 7 PTS and a season-high 12 REB in 20 MIN on April 10 at IND.
- Played a season-high 26 MIN in the win vs. PHX on Jan. 20, grabbing a season-high 10 REB, dishing out 3 AST, and recording 1 STL and 1 BLK for Cleveland.



#30 Nae'Qwan Tomlin

Forward • 6-8 • 205lbs • 12/10/2000 • Memphis/USA

Rookie

PERSONAL: Son of Aisha Ishmael...has two siblings (Nyeem and Nalyna)...majored in social transformation studies at Memphis. Did not play organized basketball in high school.

	GP	GS	PPG	RPG	APG	SPG	BPG	MPG	FG%	3FG%	FT%
** No Games Played 2024-25 Postseason **											
Career	5	1	7.2	4.2	0.4	0.00	0.20	12.7	.406	.200	.727
POINTS			REB			AST			BLK		
10+			10+			10+			3+		
2024-25	1	1	--	1	--	--	--	--	1	--	--
Career	1	1	--	1	--	--	--	--	1	--	--

RECENT GAMES														
OPPONENT	W/L	MIN	FG-A	3P-A	FT-A	OR	DR	TR	A	PF	ST	TO	BS	PTS
4/20 vs. MIA	W													

Inactive - G League Two-Way

	2024-25 HIGHS	CAREER HIGHS
PTS	--	--
FGM	--	--
FGA	--	--
3FGM	--	--
3FGA	--	--
FTM	--	--
FTA	--	--
OREB	--	--
DREB	--	--
TREB	--	--
ASTS	--	--
STLS	--	--
BLKS	--	--
MINS	--	--

NOTES:

2024-25:

- Scored his first career NBA basket on Feb. 20 at Brooklyn.
- Cleveland Charge Notes:** On February 7th vs. the Westchester Knicks, he scored a G-League career-high 37 points on 13-24 (.541) shooting from the field, a career-high five made three-pointers to go with 11 rebounds and four blocks in 41 minutes.



#33 Luke Travers

Forward • 6-7 • 208lbs • 09/03/2001 • Australia/Australia

Rookie

PERSONAL: Attended Willetton Senior High School in Perth, Western Australia...played in the SBL (State Basketball League) in Western Australia for the Rockingham Flames, earning the SBL's Most Improved Player award in 2019...played in 18 games for the Flames, averaging 11.7 points, 5.2 rebounds and 2.3 assists per game...In 2018, helped break a 17-year drought for Western Australia, winning gold at the Under 18 National Championships...also represented Australia at the Under-17 FIBA World Cup in Argentina and won gold at the Under-16 FIBA Asia Championship in China; had 22 points, eight rebounds, three assists, four steals and two blocks for Australia in their title-clinching victory over China and was named in the all-tournament second team...currently teammates with former Cleveland Cavaliers 2016 NBA Champion Matthew Dellavedova on Melbourne United in the NBL.

	GP	GS	PPG	RPG	APG	SPG	BPG	MPG	FG%	3FG%	FT%
** No Games Played 2024-25 Postseason **											
Career	12	0	1.0	1.7	0.7	0.08	0.08	7.3	.250	.000	1.000
	POINTS				REB	AST	BLK	STL			
	10+	20+	30+	10+	10+	3+	3+	DBL-DBL	TPL-DBL		
2024-25	--	--	--	--	--	--	--	--	--		
Career	--	--	--	--	--	--	--	--	--		

RECENT GAMES														
OPPONENT	W/L	MIN	FG-A	3P-A	FT-A	OR	DR	TR	A	PF	ST	TO	BS	PTS
4/20 vs. MIA	W													Inactive - G League Two-Way

	2024-25 HIGHS	CAREER HIGHS
PTS	--	--
FGM	--	--
FGA	--	--
3FGM	--	--
3FGA	--	--
FTM	--	--
FTA	--	--
OREB	--	--
DREB	--	--
TREB	--	--
ASTS	--	--
STLS	--	--
BLKS	--	--
MINs	--	--

NOTES:

2024-25:
🏆 Scored his first career NBA basket on November 1st, 2024 vs. Orlando



#24 Jaylon Tyson

Guard • 6-6 • 218lbs • 12/02/2002 • California/USA

Rookie

PERSONAL: Son of John Tyson and Sandra Brown...has two brothers, Jordyn and Berron...his brother, Jordyn is a wide receiver at Arizona State and his brother, Berron played football at South Alabama...he graduated from John Paul II High School in Plano, Texas where he helped lead the school to its first ever TAPPS class 6A state championship during his junior season...played for 2x NBA Champion Mark Madsen at University of California.

	GP	GS	PPG	RPG	APG	SPG	BPG	MPG	FG%	3FG%	FT%
2024-25	4	0	6.0	1.8	1.8	0.50	0.25	7.7	.467	.556	.833
Career	47	3	3.6	2.0	0.9	0.28	0.06	9.6	.430	.345	.792
	POINTS				REB	AST	BLK	STL			
	10+	20+	30+	10+	10+	3+	3+	DBL-DBL	TPL-DBL		
2024-25	4	1	1	1	--	--	1	1	--		
Career	4	1	1	1	--	--	1	1	--		

RECENT GAMES														
OPPONENT	W/L	MIN	FG-A	3P-A	FT-A	OR	DR	TR	A	PF	ST	TO	BS	PTS
5/11 at IND	L	12:00	2-6	2-3	5-6	2	0	2	3	2	1	2	0	11
5/9 at IND	W													
5/6 vs. IND	L													
5/4 vs. IND	L													
4/28 at MIA	W	12:00	2-4	2-4	0-0	0	2	2	2	1	0	0	1	6

	2024-25 HIGHS	CAREER HIGHS
PTS	11 at IND 5/11/25	11 at IND 5/11/25
FGM	3 at MIA 4/26/25	3 at MIA 4/26/25
FGA	6 at IND 5/11/25	6 at IND 5/11/25
3FGM	2 2 times	2 2 times
3FGA	4 at MIA 4/28/25	4 at MIA 4/28/25
FTM	5 at IND 5/11/25	5 at IND 5/11/25
FTA	6 at IND 5/11/25	6 at IND 5/11/25
OREB	2 at IND 5/11/25	2 at IND 5/11/25
DREB	2 at MIA 4/28/25	2 at MIA 4/28/25
TREB	2 3 times	2 3 times
ASTS	3 at IND 5/11/25	3 at IND 5/11/25
STLS	1 2 times	1 2 times
BLKS	1 at MIA 4/28/25	1 at MIA 4/28/25
MINs	12 2 times	12 2 times

NOTES:

2024-25: Appeared in 47 games (three starts) for Cleveland, averaging 3.6 points and 2.0 rebounds in 9.6 minutes. Scored in double figures four times during the season.

- 🏆 Finished with a career-high 31 points, seven rebounds, four assists, three steals and one block in 46 minutes on April 13 vs. IND.
- 🏆 Recorded 15 points on 6-9 (.667) shooting from the field, five rebounds and one block in 17 minutes off the bench on Jan. 30 vs. ATL.
- 🏆 Contributed 10 PTS on 3-4 (.750) shooting from the field, 5 REB, 2 AST and 1 STL in 15 MIN off the bench on Jan. 20 vs. PHX.
- 🏆 Recorded his first career double-double with a career-high 16 points on 7-12 (.583) shooting from the field, a career-high and game-high tying 11 rebounds, a career-high seven assists and two steals in 37 minutes of play in his first career NBA start on Nov. 20 vs. NOP. With his first career NBA start, Tyson became the first Cavs rookie to tally at least 16 points, 11 rebounds, seven assists and 2 steals in a single game since Brad Daugherty on 4/7/87 (20 PTS, 11 REB, 7 AST, 2 STL vs. Boston).



#32 Dean Wade

Forward • 6-9 • 219lbs • 11/20/1996 • Kansas State/USA

6th Year Pro

PERSONAL: Full name is Dean Jackson Wade...graduated in May 2019 with a bachelor's degree in social science...father, Jay, lettered one season on the Kansas State football team...mother, Trish, played volleyball and basketball at Barton Community College and is in the school's Hall of Fame...has an older sister, Teresa, who was an all-state volleyball player at St. John and the 2010 Class 1A State Division I MVP...his first job was a lifeguard...he is an avid Kansas City Chiefs fan.

	GP	GS	PPG	RPG	APG	SPG	BPG	MPG	FG%	3FG%	FT%
2024-25	8	1	1.4	4.0	0.8	0.38	0.13	15.4	.267	.231	.000
Career	283	122	5.2	3.5	1.0	0.62	0.35	19.5	.428	.368	.678
	POINTS			REB	AST	BLK	STL				
	10+	20+	30+	10+	10+	3+	3+	DBL-DBL		TPL-DBL	
2024-25	9	--	--	1	--	--	4	1		--	
Career	47	4	--	6	--	2	18	3		--	

RECENT GAMES

OPPONENT	W/L	MIN	FG-A	3P-A	FT-A	OR	DR	TR	A	PF	ST	TO	BS	PTS
5/11 at IND	L	11:09	1-2	1-2	0-0	2	1	3	0	0	1	0	0	3
5/9 at IND	W	14:16	0-2	0-2	0-0	1	3	4	1	1	0	1	1	0
5/6 vs. IND	L	29:43	1-4	1-4	0-0	3	7	10	3	1	1	0	0	3
5/4 vs. IND	L	16:04	0-2	0-1	0-0	0	3	3	0	2	0	0	0	0
4/28 at MIA	W	17:51	2-3	1-2	0-0	1	6	7	0	1	0	0	0	5

	2024-25 HIGHS	CAREER HIGHS
PTS	5 at MIA 4/28/25	5 2 times
FGM	2 at MIA 4/28/25	2 2 times
FGA	4 vs. IND 5/6/25	6 vs. BOS 5/11/24
3FGM	1 3 times	1 6 times
3FGA	4 vs. IND 5/6/25	4 3 times
FTM	--	2 vs. NYK 4/15/23
FTA	--	2 vs. NYK 4/15/23
OREB	3 vs. IND 5/6/25	3 vs. IND 5/6/25
DREB	7 vs. IND 5/6/25	7 vs. IND 5/6/25
TREB	10 vs. IND 5/6/25	10 vs. IND 5/6/25
ASTS	3 vs. IND 5/6/25	3 2 times
STLS	1 3 times	1 4 times
BLKS	1 at IND 5/9/25	1 3 times
MINS	30 vs. IND 5/6/25	30 vs. IND 5/6/25

NOTES:

2024-25: Appeared in 59 games (30 starts) this season for Cleveland. Averaged 5.4 points and 4.2 rebounds in 21.2 minutes.

- 🏆 Finished with his third career double-double with 10 PTS, a career-high 13 REB, 1 STL and 2 BLK in 25 MIN on Dec. 30 at Golden State.
- 🏆 Recorded 19 PTS on 7-9 (.778) shooting from the field, including 5-7 (.714) shooting from the 3-point line, 5 REB and 2 STL in 27 MIN. It was the 8th time in his career with 5+ 3FGM.



BY CAVALIERS

AN INDIVIDUAL...

BY OPPONENT

43 PTS, Donovan Mitchell: (CLE W, 126-104) @ Indiana, 05/09/25	Scored 30+ points	33 PTS, Tyler Herro: (CLE W, 121-112) vs. Miami, 04/23/25
43 PTS, Donovan Mitchell: (CLE W, 126-104) @ Indiana, 05/09/25	Scored 40+ points	43 PTS, Kevin Durant: (CLE L, 102-110) vs. Golden State, 06/06/18
50 PTS, Donovan Mitchell: (CLE L, 96-103) @ Orlando, 05/03/24	Scored 50+ points	* Never Has Happened *
16 REB, Evan Mobley: (CLE W, 106-94) vs. Orlando, 05/05/24	Had 15+ Rebounds	15 REB, Al Horford: (CLE L, 98-113) @ Boston, 05/15/24
20 REB, Jarrett Allen: (CLE W, 96-86) vs. Orlando, 04/22/24	Had 20+ Rebounds	21 REB, Jonas Valanciunas: (CLE W, 113-112 (OT)) @ Toronto, 05/01/18
* Never Has Happened *	Had 25+ Rebounds	26 REB, Bismack Biyombo: (CLE L, 84-99) @ Toronto, 05/21/16
* Never Has Happened *	Had 15+ assists	19 AST, Rajon Rondo: (CLE L, 86-104) vs. Boston, 05/03/10
* Never Has Happened *	Had 20+ assists	* Never Has Happened *
5 BLK, Evan Mobley: (CLE W, 106-94) vs. Orlando, 05/05/24	Had 5+ Blocks	5 BLK, Myles Turner: (CLE L, 119-120) vs. Indiana, 05/06/25
* Never Has Happened *	Had 10+ Blocks	* Never Has Happened *
6 STL, Jarrett Allen: (CLE W, 138-83) @ Miami, 04/28/25	Had 5+ Steals	5 STL, Draymond Green: (CLE L, 114-124 (OT)) @ Golden State, 05/31/18
14 FGM, Donovan Mitchell: (CLE W, 126-104) @ Indiana, 05/09/25	Made 10+ Field Goals	14 FGM, Tyler Herro: (CLE W, 121-112) vs. Miami, 04/23/25
15 FGM, Donovan Mitchell: (CLE L, 119-120) vs. Indiana, 05/06/25	Made 15+ Field Goals	15 FGM, Kevin Durant: (CLE L, 102-110) vs. Golden State, 06/06/18
22 FGM, Donovan Mitchell: (CLE L, 96-103) @ Orlando, 05/03/24	Made 20+ Field Goals	* Never Has Happened *
7 3FGM, Donovan Mitchell: (CLE W, 121-112) vs. Miami, 04/23/25	Made 7+ 3-Pointers	7 3FGM, Derrick White: (CLE L, 95-120) @ Boston, 05/07/24
13 3FGM, Donovan Mitchell: (CLE W, 126-104) @ Indiana, 05/09/25	10+ 3-Pointer Attempts	11 3FGM, Tyler Herro: (CLE W, 121-112) vs. Miami, 04/23/25
17 FTM, Donovan Mitchell: (CLE L, 119-120) vs. Indiana, 05/06/25	Made 15+ Free Throws	15 FTM, Paolo Banchero: (CLE W, 106-94) vs. Orlando, 05/05/24
* Never Has Happened *	Made 20+ Free Throws	* Never Has Happened *
* Never Has Happened *	Made 5+ Fast Breaks	* Never Has Happened *
* Never Has Happened *	10+ Fast Break Attempts	* Never Has Happened *
5 TO, Donovan Mitchell: (CLE L, 119-120) vs. Indiana, 05/06/25	5+ Turnovers	8 TO, Andrew Nembhard: (CLE L, 119-120) vs. Indiana, 05/06/25
16 FD, Donovan Mitchell: (CLE L, 119-120) vs. Indiana, 05/06/25	10+ Fouls Drawn	10 FD, Paolo Banchero: (CLE W, 106-94) vs. Orlando, 05/05/24
* Never Has Happened *	200+ Offensive Rating	* Never Has Happened *
* Never Has Happened *	200+ Defensive Rating	* Never Has Happened *
11 FGM/10 FGM/10 FGM, Donovan Mitchell/Darius Garland/Ty Jerome: (CLE W, 121-100) vs. Miami, 04/20/25	Two Players with 10+ Field Goals Made	13 FGM/11 FGM, Jaylen Brown/Jayson Tatum: (CLE L, 93-106) vs. Boston, 05/11/24
5 3FGM/5 3FGM, Ty Jerome/Darius Garland: (CLE W, 121-100) vs. Miami, 04/20/25	Two Players with 5+ 3-Pointers Made	5 3FGM/5 3FGM, Stephen Curry/Klay Thompson: (CLE L, 114-124 (OT)) @ Golden State, 05/31/18
33 PTS, 10 REB, 11 AST, LeBron James: (CLE L, 102-110) vs. Golden State, 06/06/18	Had a triple-double	20 PTS, 12 REB, 10 AST, Kevin Durant: (CLE L, 85-108) vs. Golden State, 06/08/18
* Never Has Happened *	Had a 20/20 game	21 PTS, 21 REB, Jonas Valanciunas: (CLE W, 113-112 (OT)) @ Toronto, 05/01/18
* Never Has Happened *	Had a four-point play	2nd period, Jalen Suggs: (CLE L, 96-103) @ Orlando, 05/03/24

A TEAM...

126 PTS, (CLE W, 126-104) @ Indiana, 05/09/25	Scored 120+ points	129 PTS, (CLE L, 109-129) @ Indiana, 05/11/25
138 PTS, (CLE W, 138-83) @ Miami, 04/28/25	Scored 130+ points	132 PTS, (CLE L, 113-132) @ Golden State, 06/04/17
* Never Has Happened *	Scored 140+ points	* Never Has Happened *
* Never Has Happened *	Scored 150+ points	* Never Has Happened *
* Never Has Happened *	Shot .600+ from the field	* Never Has Happened *
22 PTS, (CLE W, 126-104) @ Indiana, 05/09/25	Won by 20+ points	20 PTS, (CLE L, 109-129) @ Indiana, 05/11/25
55 PTS, (CLE W, 138-83) @ Miami, 04/28/25	Won by 30+ points	38 PTS, (CLE L, 83-121) @ Orlando, 04/25/24
55 PTS, (CLE W, 138-83) @ Miami, 04/28/25	Won by 40+ points	* Never Has Happened *
55 PTS, (CLE W, 138-83) @ Miami, 04/28/25	Won by 50+ points	* Never Has Happened *
75 REB, (CLE W, 126-104) @ Indiana, 05/09/25	Had 60+ rebounds	60 REB, (CLE L, 95-120) @ Boston, 05/07/24
* Never Has Happened *	Had 35+ assists	37 AST, (CLE L, 109-129) @ Indiana, 05/11/25
* Never Has Happened *	Had 40+ assists	* Never Has Happened *
50 FGM, (CLE W, 128-93) vs. Toronto, 05/07/18	Made 50+ field goals	* Never Has Happened *
22 3FGM, (CLE W, 138-83) @ Miami, 04/28/25	Made 20+ 3-pointers	* Never Has Happened *



35 FTM, (CLE L, 109-129) @ Indiana, 05/11/25

Made 35+ free throws

39 FTM, (CLE L, 89-99) @ Orlando, 05/24/09

1st OT, (CLE W, 95-93 (OT)) @ Golden State, 06/07/15

Overtime Win

1st OT, (CLE L, 114-124 (OT)) @ Golden State, 05/31/18

2nd OT, (CLE W, 109-107 (2OT)) @ Detroit, 05/31/07

Double-Overtime Win

* Never Has Happened *

* Never Has Happened *

Triple-Overtime Win

* Never Has Happened *

* Never Has Happened *

Quadruple-Overtime Win

* Never Has Happened *

THE CAVALIERS (SINGLE-SEASON)...

2/5/2025 — 3/14/2025 (16)

Won 5 straight

--

2/5/2025 — 3/14/2025 (16)

Won 10 straight

--

2/10/2025 — 3/11/2025 (6)

Won 5 straight at home

--

12/1/2024 — 1/9/2025 (10)

Won 10 straight at home

--

1/19/2015 — 4/5/2015 (18)

Won 15 straight at home

--

1/29/2025 — 3/14/2025 (11)

Won 5 straight on road

--

1/29/2025 — 3/14/2025 (11)

Won 10 straight on road

--

* Never Has Happened *

Won 15 straight on road

--

11/7/2022 — 11/16/2022 (5)

Lost 5 straight

--

4/23/2021 — 5/10/2021 (11)

Lost 10 straight

--

4/28/2021 — 5/10/2021 (7)

Lost 5 straight at home

--

4/3/2024 — 5/7/2024 (7)

Lost 5 straight on road

--



CAVALIERS RECORD WHEN....	OVERALL	HOME	ROAD	NUMBER OF TIMES RECORDING	POINTS	REB	AST	BLK	STL	DD	TD		
Outrebounding opponent	4-3	1-2	3-1	Jarrett Allen	6	2	--	5	--	1	2	5	--
Outrebounded by opponent	1-0	1-0	0-0	Emoni Bates	--	--	--	--	--	--	--	--	--
Tied in Rebounding	0-0	0-0	0-0	Darius Garland	4	3	--	--	--	--	--	--	--
Shooting better than opponent	3-0	1-0	2-0	Javonte Green	1	--	--	--	--	--	--	--	--
Shooting worse than opponent	2-3	1-2	1-1	De'Andre Hunter	4	1	--	--	--	--	--	--	--
Shooting same than opponent	0-0	0-0	0-0	Ty Jerome	4	2	--	1	--	--	1	--	--
More FTM than opponent	5-2	2-1	3-1	Sam Merrill	1	--	--	--	--	--	--	--	--
Less FTM than opponent	0-1	0-1	0-0	Donovan Mitchell	8	6	5	--	--	2	--	--	--
Same FTM than opponent	0-0	0-0	0-0	Evan Mobley	6	2	--	2	--	1	1	2	--
More 3FGM than opponent	4-0	2-0	2-0	Chuma Okeke	--	--	--	--	--	--	--	--	--
Less 3FGM than opponent	1-2	0-1	1-1	Isaac Okoro	1	--	--	--	--	--	--	--	--
Same 3FGM than opponent	0-1	0-1	0-0	Craig Porter Jr.	--	--	--	--	--	--	--	--	--
More assists than opponent	2-0	0-0	2-0	Max Strus	5	2	--	--	--	--	--	--	--
Less assists than opponent	3-3	2-2	1-1	Tristan Thompson	--	--	--	--	--	--	--	--	--
Same assists than opponent	0-0	0-0	0-0	Nae'Qwan Tomlin	--	--	--	--	--	--	--	--	--
More turnovers than opponent	1-1	0-0	1-1	Luke Travers	--	--	--	--	--	--	--	--	--
Less turnovers than opponent	4-2	2-2	2-0	Jaylon Tyson	1	--	--	--	--	--	--	--	--
Same turnovers than opponent	0-0	0-0	0-0	Dean Wade	--	--	--	1	--	--	--	--	--
Bench outscores opponent bench	3-1	1-1	2-0	NUMBER OF TIMES LEADING TEAM IN . . . (INCLUDES TIES)									
Opponent bench outscores CLE	2-2	1-1	1-1	PTS	REB	AST	BLK	STL	MIN				
Bench scoring equal	0-0	0-0	0-0	Jarrett Allen	1	5	--	3	2	1			
Scoring less than 80 points	0-0	0-0	0-0	Emoni Bates	--	--	--	--	--	--			
Scoring between 80-89 points	0-0	0-0	0-0	Darius Garland	1	--	3	--	1	1			
Scoring between 90-99 points	0-0	0-0	0-0	Javonte Green	--	--	--	--	--	--			
Scoring between 100-109	0-1	0-0	0-1	De'Andre Hunter	--	--	--	1	--	--			
Scoring 110 or more points	5-2	2-2	3-0	Ty Jerome	--	--	3	--	1	--			
Opponent scores less than 80	0-0	0-0	0-0	Sam Merrill	--	--	--	1	--	--			
Opponent scores between 80-89	2-0	0-0	2-0	Donovan Mitchell	6	--	2	1	3	3			
Opponent scores between 90-99	0-0	0-0	0-0	Evan Mobley	--	2	--	3	3	2			
Opponent scores between 100-109	2-0	1-0	1-0	Chuma Okeke	--	--	--	--	--	--			
Opponent scores 110 or more	1-3	1-2	0-1	Isaac Okoro	--	--	--	--	1	--			
				Craig Porter Jr.	--	--	--	--	1	--			
				Max Strus	--	1	1	1	3	1			
				Tristan Thompson	--	1	--	1	--	--			
				Nae'Qwan Tomlin	--	--	--	--	--	--			
				Luke Travers	--	--	--	--	--	--			
				Jaylon Tyson	--	--	--	--	1	--			
				Dean Wade	--	--	--	--	1	--			

STARTING LINEUPS							
LAST USED	GAME	FORWARD	FORWARD	CENTER	GUARD	GUARD	RECORD
5/4	vs. Pacers	Max Strus	Evan Mobley	Jarrett Allen	Sam Merrill	Donovan Mitchell	2-1
5/6	vs. Pacers	Max Strus	Dean Wade	Jarrett Allen	Ty Jerome	Donovan Mitchell	0-1
5/11	at Pacers	Max Strus	Evan Mobley	Jarrett Allen	Donovan Mitchell	Darius Garland	3-1

GAMES MISSED DUE TO INJURIES/SUSPENSIONS			
NAME	INJURY/ILLNESS	DATES OUT	GAMES MISSED
Darius Garland	Left Great Toe; Sprain	4/26 through 5/6/25	4
De'Andre Hunter	Right Thumb; Sprain	5/6	1
Evan Mobley	Left Ankle; Sprain	5/6	1
TOTAL GAMES MISSED			6



	CLEVELAND CAVALIERS		OPPONENTS	
Points	48	Donovan Mitchell vs. IND 05/06/2025	33	Tyler Herro vs. MIA 04/23/2025
Points in a Quarter	17	Donovan Mitchell (4th) vs. MIA 04/23/2025	14	Davion Mitchell (4th) vs. MIA 04/23/2025
Points in a Half	27	Donovan Mitchell (2nd) vs. IND 05/06/2025	18	Myles Turner (1st) at IND 05/11/2025
Field Goals	15	Donovan Mitchell vs. IND 05/06/2025	14	Tyler Herro vs. MIA 04/23/2025
Field Goal Attempts	30	Donovan Mitchell vs. IND 05/06/2025	24	Tyler Herro vs. MIA 04/23/2025
	30	Donovan Mitchell vs. IND 05/04/2025		
Field Goal Percentage	1.000	Jarrett Allen (5-5) at MIA 04/28/2025	1.000	Ben Sheppard (1-1) at IND 05/09/2025
			1.000	James Johnson (1-1) at IND 05/09/2025
			1.000	Keshad Johnson (1-1) at MIA 04/28/2025
			1.000	Duncan Robinson (1-1) at MIA 04/26/2025
3-PT Field Goal	7	Donovan Mitchell vs. MIA 04/23/2025	5	Aaron Nesmith vs. IND 05/06/2025
			5	Andrew Nembhard vs. IND 05/04/2025
			5	Haywood Highsmith vs. MIA 04/23/2025
3-PT FG Attempts	13	Donovan Mitchell at IND 05/09/2025	11	Tyler Herro vs. MIA 04/23/2025
3-PT FG Percentage	1.000	Isaac Okoro (2-2) at IND 05/11/2025	1.000	Myles Turner (4-4) at IND 05/11/2025
Free Throws	17	Donovan Mitchell vs. IND 05/06/2025	8	Bennedict Mathurin at IND 05/09/2025
Free Throw Attempts	21	Donovan Mitchell vs. IND 05/06/2025	9	Bennedict Mathurin at IND 05/09/2025
Free Throw Percentage	1.000	Darius Garland (8-8) at IND 05/11/2025	1.000	Bennedict Mathurin (6-6) vs. IND 05/06/2025
	1.000	Jarrett Allen (8-8) vs. IND 05/06/2025		
Offensive Rebounds	6	Jarrett Allen vs. MIA 04/20/2025	5	Bam Adebayo vs. MIA 04/23/2025
Defensive Rebounds	11	Jarrett Allen vs. IND 05/06/2025	10	Myles Turner vs. IND 05/04/2025
Total Rebounds	13	Evan Mobley at IND 05/09/2025	14	Bam Adebayo vs. MIA 04/23/2025
Assists	11	Ty Jerome at MIA 04/26/2025	13	Andrew Nembhard vs. IND 05/06/2025
			13	Tyrese Haliburton vs. IND 05/04/2025
Steals	6	Jarrett Allen at MIA 04/28/2025	3	Andrew Nembhard at IND 05/11/2025
			3	Myles Turner vs. IND 05/04/2025
Blocks	3	Evan Mobley at IND 05/09/2025	5	Myles Turner vs. IND 05/06/2025
	3	Jarrett Allen vs. IND 05/06/2025		
Minutes	39:17	Max Strus vs. IND 05/06/2025	42:24	Bam Adebayo vs. MIA 04/23/2025
Points in Paint	28	Donovan Mitchell vs. IND 05/06/2025	18	Tyler Herro vs. MIA 04/23/2025
Second Chance Points	14	Jarrett Allen at IND 05/09/2025	9	Bam Adebayo at MIA 04/26/2025
Fast Break Points	5	Isaac Okoro at IND 05/11/2025	5	Myles Turner at IND 05/09/2025
	5	Donovan Mitchell at IND 05/09/2025	5	Davion Mitchell at MIA 04/26/2025
	5	Donovan Mitchell vs. IND 05/04/2025		
	5	Donovan Mitchell at MIA 04/28/2025		
	5	Donovan Mitchell vs. MIA 04/23/2025		
	5	Donovan Mitchell vs. MIA 04/20/2025		

CAVALIERS HIGHS	CAVALIERS LOWS	CATEGORY	OPPONENTS HIGHS	OPPONENTS LOWS
138 at MIA 04/28/2025	109 at IND 05/11/2025	Points	129 at IND 05/11/2025	83 at MIA 04/28/2025
43 at MIA 04/28/2025	23 at IND 05/11/2025	Points/1st Qtr.	38 at IND 05/11/2025	15 vs. IND 05/06/2025
43 vs. MIA 04/23/2025	16 at IND 05/11/2025	Points/2nd Qtr.	42 at IND 05/11/2025	13 at IND 05/09/2025
72 at MIA 04/28/2025	39 at IND 05/11/2025	Points/1st Half	80 at IND 05/11/2025	33 at MIA 04/28/2025
39 at MIA 04/28/2025	25 (2) vs. MIA 04/23/2025	Points/3rd Qtr.	34 (2) at IND 05/09/2025	22 at MIA 04/26/2025
36 at MIA 04/26/2025	21 vs. IND 05/06/2025	Points/4th Qtr.	36 vs. IND 05/06/2025	20 (2) at IND 05/11/2025
70 at IND 05/11/2025	53 vs. MIA 04/23/2025	Points/2nd Half	70 vs. IND 05/06/2025	45 at MIA 04/26/2025
		Field Goals	49 at IND 05/11/2025	32 (2) at MIA 04/28/2025
47 at MIA 04/28/2025	30 at IND 05/11/2025	Field Goal Attempts	93 at IND 05/11/2025	76 at MIA 04/26/2025
100 at IND 05/09/2025	70 at IND 05/11/2025	Field Goal Percentage	.530 vs. IND 05/04/2025	.360 at MIA 04/28/2025
.547 at MIA 04/28/2025	.420 at IND 05/09/2025			
		3-PT Field Goal	19 vs. IND 05/04/2025	9 at IND 05/09/2025
22 (2) at MIA 04/28/2025	9 vs. IND 05/04/2025	3-PT FG Attempts	49 at MIA 04/28/2025	28 vs. IND 05/06/2025
47 (2) at IND 05/09/2025	35 at IND 05/11/2025	3-PT FG Percentage	.528 vs. IND 05/04/2025	.204 at MIA 04/28/2025
.489 vs. MIA 04/23/2025	.237 vs. IND 05/04/2025			
		Free Throws	25 at IND 05/09/2025	7 at MIA 04/26/2025
35 at IND 05/11/2025	13 (2) vs. IND 05/04/2025	Free Throw Attempts	34 at IND 05/09/2025	10 at MIA 04/26/2025
40 at IND 05/11/2025	16 vs. MIA 04/20/2025	Free Throw Percentage	.933 vs. IND 05/04/2025	.600 at MIA 04/28/2025
.913 vs. MIA 04/23/2025	.722 vs. IND 05/04/2025			
		Offensive Rebounds	15 at MIA 04/28/2025	4 at IND 05/09/2025
18 at IND 05/09/2025	6 vs. MIA 04/23/2025	Defensive Rebounds	36 vs. IND 05/04/2025	24 at MIA 04/26/2025
43 at MIA 04/28/2025	28 (2) vs. MIA 04/23/2025	Total Rebounds	45 at MIA 04/28/2025	29 at MIA 04/26/2025
56 at IND 05/09/2025	34 vs. MIA 04/23/2025			
		Assists	37 at IND 05/11/2025	17 at MIA 04/28/2025
32 at MIA 04/26/2025	20 at IND 05/11/2025	Steals	7 vs. IND 05/06/2025	3 vs. MIA 04/23/2025
15 at MIA 04/28/2025	5 at IND 05/09/2025	Team Fouls	16 (8) at IND 05/09/2025	16 (8) at IND 05/09/2025
13 (8) at IND 05/09/2025	13 (8) at IND 05/09/2025	Personal Fouls	29 at IND 05/09/2025	15 vs. MIA 04/20/2025
28 at IND 05/11/2025	12 at MIA 04/28/2025	Turnovers	19 at MIA 04/28/2025	10 at IND 05/11/2025
22 at IND 05/11/2025	7 (2) vs. IND 05/04/2025	Blocks	9 (2) vs. IND 05/06/2025	2 (2) at IND 05/11/2025
7 at IND 05/09/2025	1 (3) vs. IND 05/04/2025			
		Points in Paint	58 at IND 05/11/2025	30 at MIA 04/26/2025
70 vs. IND 05/04/2025	28 vs. MIA 04/23/2025	Second Chance Points	17 (2) vs. IND 05/06/2025	4 vs. IND 05/04/2025
31 at IND 05/09/2025	9 vs. MIA 04/23/2025	Fast Break Points	16 at IND 05/09/2025	6 vs. MIA 04/23/2025
18 at MIA 04/28/2025	2 vs. IND 05/06/2025	Biggest Lead	44 at IND 05/11/2025	0 at IND 05/09/2025
60 at MIA 04/28/2025	0 at IND 05/11/2025	Bench Points	58 at IND 05/11/2025	18 at MIA 04/26/2025
73 at MIA 04/28/2025	16 at IND 05/09/2025	Points Off Turnovers	35 at IND 05/11/2025	5 at MIA 04/28/2025
28 at MIA 04/28/2025	11 vs. MIA 04/20/2025			



TEAM RECORD

	RECORD	HOME	ROAD	OT
OVERALL	5-4	2-3	3-1	--
ATLANTIC	--	--	--	--
CENTRAL	1-3	0-2	1-1	--
SOUTHEAST	4-1	2-1	2-0	--
EASTERN	5-4	2-3	3-1	--
SOUTHWEST	--	--	--	--
NORTHWEST	--	--	--	--
PACIFIC	--	--	--	--
WESTERN	--	--	--	--

TEAM WINNING & LOSING STREAKS

LONG:	OVERALL	HOME	ROAD
Win	4/20/2025 — 4/28/2025 (4)	4/20/2025 — 4/23/2025 (2)	4/26/2025 — 5/9/2025 (3)
Loss	5/4/2025 — 5/6/2025 (2)	5/4/2025 — 5/6/2025 (2)	5/11/2025 — 5/11/2025 (1)

*showing most recent streaks

AFTER 9 GAMES: W5, L4

MARGIN	1	2	3	4	5	6	7	8	9	10	11	12	13	14	15	16	17	18	19	20	21	22	23	24	25
Won By:									1												1	1			
Lost By:	1							1												1					

MARGIN	26	27	28	29	30	31	32	33	34	35	36	37	38	39	40	41	42	43	44	45	46	47	48	49	50+
Won By:												1													1
Lost By:																									

AT START OF:	OVERALL	HOME	ROAD	FG%:	OVERALL	HOME	ROAD
2nd-Ahead:	4-1	2-1	2-0	-44%	1-2	0-1	1-1
-Behind:	0-2	0-1	0-1	45-49%	1-1	1-1	0-0
-Tied:	1-1	0-1	1-0	50-54%	2-0	1-0	1-0
3rd-Ahead:	5-1	2-1	3-0	55-59%	1-0	0-0	1-0
-Behind:	0-2	0-1	0-1	+60%	0-0	0-0	0-0
-Tied:	0-1	0-1	0-0				
4th-Ahead:	5-1	2-1	3-0				
-Behind:	0-2	0-1	0-1				
-Tied:	0-1	0-1	0-0				



TEAM TREND	HOMEAWAY	TTL	LAST GAME	TEAM TREND	HOMEAWAY	TTL	LAST GAME	PLAYER TREND	HOMEAWAY	TTL	LAST GAME
<4 Cavaliers w/ 10+ pts	0-0	0-3	0-3 @ PHI 1/24/25	Cavaliers shoot 50.0% or better	21-2	12-2	33-4 vs. CHI 4/8/25	Ty Jerome w/20+ pts	7-1	3-2	10-3 @ IND 4/10/25
4+ Cavaliers w/ 10+ pts	34-7	30-8	64-15 vs. IND 4/13/25	Opp shoots 50.0% or better	3-2	1-7	4-9 vs. SAC 4/6/25	Ty Jerome w/15+ pts	12-1	5-4	17-5 @ IND 4/10/25
5+ Cavaliers w/ 10+ pts	29-3	25-6	54-9 @ NYK 4/11/25	Cavaliers shoot 45.0% or better	29-3	26-7	55-10 @ NYK 4/11/25	Ty Jerome w/3+ 3FGM	9-0	3-3	12-3 @ IND 4/10/25
6+ Cavaliers w/ 10+ pts	21-1	16-4	37-5 @ NYK 4/11/25	Cavaliers shoot 44.0% or below	5-4	2-3	7-7 vs. IND 4/13/25	Sam Merrill w/10+ pts	6-2	7-2	13-4 @ IND 4/10/25
7+ Cavaliers w/ 10+ pts	4-0	6-1	10-1 @ MEM 3/14/25	Cavaliers shoot 40.0% or below	1-3	0-0	1-3 vs. IND 4/13/25	Sam Merrill w/3+ stls	3-0	0-2	3-2 vs. CHI 4/8/25
8+ Cavaliers w/ 10+ pts	1-0	0-0	1-0 vs. DAL 2/2/25	Opp shoots 45.0% or better	18-4	12-10	30-14 @ IND 4/10/25	Darius Garland w/40+ pts	1-0	0-0	1-0 vs. TOR 1/9/25
Cavaliers no 20+ pt scorer	2-0	2-1	4-1 @ UTA 3/23/25	Opp shoots 40.0% or below	6-0	7-0	13-0 @ POR 3/25/25	Darius Garland w/35+ pts	2-1	0-0	2-1 vs. HOU 1/25/25
Opp no 20+ pt scorer	2-1	5-0	7-1 @ POR 3/25/25	Cavaliers w/10+ 3-pointers made	34-7	30-11	64-18 vs. IND 4/13/25	Darius Garland w/30+ pts	3-1	1-0	4-1 vs. BKN 3/11/25
2+ Cavaliers w/20+ pt scorer	27-5	18-6	45-11 vs. IND 4/13/25	Opp w/10+ 3-pointers made	29-7	25-11	54-18 vs. IND 4/13/25	Darius Garland w/25+ pts	11-2	8-3	19-5 @ NYK 4/11/25
2+ Opp w/20+ pt scorer	18-5	13-8	31-13 @ IND 4/10/25	Cavaliers w/15+ 3-pointers made	25-3	21-4	46-7 vs. IND 4/13/25	Darius Garland w/20+ pts	17-3	14-6	31-9 @ NYK 4/11/25
3+ Cavaliers w/20+ pt scorer	14-2	7-1	21-3 vs. IND 4/13/25	Opp w/15+ 3-pointers made	11-2	11-9	22-11 @ NYK 4/11/25	Darius Garland w/15+ pts	26-5	21-8	47-13 @ NYK 4/11/25
3+ Opp w/20+ pt scorer	5-3	6-3	11-6 vs. SAC 4/6/25	Cavaliers 3FG% 40.0% or better	18-1	13-3	31-4 @ IND 4/10/25	Darius Garland w/10+ pts	31-5	27-8	58-13 @ NYK 4/11/25
Cavaliers w/30+ pt scorer	8-4	13-4	21-8 vs. IND 4/13/25	Opp 3FG% 40.0% or better	5-4	6-9	11-13 vs. SAC 4/6/25	Darius Garland w/10+ FTA	1-0	0-0	1-0 vs. WAS 12/13/24
Opp w/30+ pt scorer	12-1	9-7	21-8 vs. SAC 4/6/25	Cavaliers FT% 80.0 or better	13-2	16-4	29-6 vs. NYK 4/2/25	Darius Garland w/10+ asts	4-0	3-0	7-0 @ NYK 4/11/25
All 5 Starters w/10+ pts	8-0	6-1	14-1 @ SAC 3/19/25	Opp FT% 80.0 or better	13-4	12-8	25-12 vs. IND 4/13/25	Darius Garland w/3+ 3FGM	21-3	11-4	32-7 vs. CHI 4/8/25
Opp 5 Starters w/10+ pts	5-1	6-4	11-5 vs. LAC 3/30/25	Cavaliers FT% below 70.0	9-3	4-3	13-6 vs. IND 4/13/25	Darius Garland w/3+ stls	3-0	5-1	8-1 @ MEM 3/14/25
2+ reserves w/10+ pts	17-1	18-6	35-7 @ NYK 4/11/25	Opp FT% below 70.0	8-1	7-2	15-3 @ NYK 4/11/25	Darius Garland w/double-double	4-0	3-0	7-0 @ NYK 4/11/25
Opp 2+ reserves w/10+ pts	9-3	16-9	25-12 vs. IND 4/13/25	Cavaliers FTM >= Opp FTA	10-1	13-3	23-4 @ NYK 4/11/25	Evan Mobley w/40+ pts	0-0	1-0	1-0 @ CHA 12/7/24
3+ reserves w/10+ pts	5-0	5-3	10-3 @ PHX 3/21/25	Opp FTM >= Cavaliers FTA	11-2	7-3	18-5 @ IND 4/10/25	Evan Mobley w/35+ pts	0-0	1-0	1-0 @ CHA 12/7/24
Opp 3+ reserves w/10+ pts	4-2	3-3	7-5 vs. IND 4/13/25	Cavaliers FG% >= Opp FG%	27-0	22-1	49-1 @ NYK 4/11/25	Evan Mobley w/30+ pts	0-0	3-1	3-1 @ SAC 3/19/25
Cavaliers <20 pts. in 1st qtr	1-3	0-1	1-4 vs. IND 4/13/25	Opp FG% >= Cavaliers FG%	5-6	3-8	8-14 vs. IND 4/13/25	Evan Mobley w/25+ pts	3-0	7-1	10-1 @ SAS 4/4/25
Opp <20 pts. in 1st qtr	4-1	6-1	10-2 vs. IND 4/13/25	Cavaliers w/30+ FTA	3-0	7-1	10-1 @ NYK 4/11/25	Evan Mobley w/20+ pts	17-1	13-3	30-4 vs. CHI 4/8/25
Cavaliers w/30+ pts in 1st qtr	19-3	19-4	38-7 vs. IND 4/13/25	Opp w/30+ FTA	5-2	2-1	7-3 @ DET 3/28/25	Evan Mobley w/15+ pts	24-3	21-5	45-8 @ NYK 4/11/25
Opp w/30+ pts in 1st qtr	7-3	13-6	20-9 @ NYK 4/11/25	Cavaliers w/20+ asts	34-6	28-10	62-16 vs. IND 4/13/25	Evan Mobley w/10+ pts	28-3	27-5	55-8 @ NYK 4/11/25
Cavaliers under 50 pts 1st half	0-1	4-2	4-3 @ BKN 2/20/25	Opp w/20+ asts	29-7	29-11	58-18 vs. IND 4/13/25	Evan Mobley w/10+ FTA	2-1	1-0	3-1 @ NYK 4/11/25
Opp under 50 pts 1st half	12-2	7-1	19-3 vs. CHI 4/8/25	Cavaliers w/25+ asts	30-3	25-6	55-9 vs. CHI 4/8/25	Evan Mobley w/15+ REB	1-0	2-0	3-0 @ TOR 2/12/25
Cavaliers 50+ pts 1st half	34-6	26-9	60-15 vs. IND 4/13/25	Opp w/25+ asts	18-6	19-10	37-16 vs. IND 4/13/25	Evan Mobley w/10+ REB	17-2	15-4	32-6 @ NYK 4/11/25
Opp 50+ pts 1st half	22-5	23-10	45-15 vs. IND 4/13/25	Cavaliers w/30+ asts	16-2	10-3	26-5 vs. CHI 4/8/25	Evan Mobley w/3+ 3FGM	5-0	7-1	12-1 vs. CHI 4/8/25
Cavaliers 60+ pts in 1st half	25-3	18-2	43-5 vs. IND 4/13/25	Opp w/30+ asts	6-2	3-3	9-5 @ PHX 3/21/25	Evan Mobley w/3+ stls	4-2	1-0	5-2 vs. SAC 4/6/25
Opp 60+ pts in 1st half	9-3	8-7	17-10 vs. IND 4/13/25	Cavaliers asts >= Opp asts	27-2	22-3	49-5 @ NYK 4/11/25	Evan Mobley w/double-double	16-2	15-4	31-6 @ NYK 4/11/25
Cavaliers lead by 10+ pts	30-4	26-3	56-7 vs. IND 4/13/25	Opp asts >= Cavaliers asts	7-4	5-7	12-11 vs. IND 4/13/25	Donovan Mitchell w/40+ pts	0-0	1-0	1-0 @ BOS 2/28/25
Opp leads by 10+ pts	7-5	7-9	14-14 @ NYK 4/11/25	Cavaliers w/12 or fewer TOs	16-2	16-6	32-8 @ IND 4/10/25	Donovan Mitchell w/30+ pts	4-3	9-3	13-6 @ DET 3/28/25
Games decided by 10+ points	23-2	18-5	41-7 vs. CHI 4/8/25	Opp w/12 or fewer TOs	10-3	16-5	26-8 @ NYK 4/11/25	Donovan Mitchell w/20+ pts	20-4	20-4	40-8 @ SAS 4/4/25
Games decided by 4-9 points	10-5	8-2	18-7 vs. IND 4/13/25	Cavaliers w/20+ TOs	1-1	1-1	2-2 vs. IND 4/13/25	Donovan Mitchell w/10+ REB	1-1	1-1	2-2 vs. LAC 3/30/25
Games decided by 3 or less points	1-0	4-4	5-4 @ IND 4/10/25	Opp w/20+ TOs	5-0	2-1	7-1 vs. CHI 4/8/25	Donovan Mitchell w/10+ asts	1-0	0-1	1-1 vs. SAS 3/27/25
Both teams score 100+ pts	30-6	26-11	56-17 vs. IND 4/13/25	Cavaliers TO >= Opp TO	7-4	16-4	23-8 vs. IND 4/13/25	Donovan Mitchell w/3+ stls	4-0	4-1	8-1 vs. LAC 3/30/25
Both teams under 100 pts	0-0	0-0	0-0	Opp TO >= Cavaliers TO	21-2	12-7	33-9 vs. CHI 4/8/25	Donovan Mitchell w/double-double	2-1	1-2	3-3 vs. LAC 3/30/25
Cavaliers score under 100 pts	0-1	0-0	0-1 vs. IND 1/12/25	Cavaliers w/50+ REB	7-2	5-1	12-3 vs. IND 4/13/25	De'Andre Hunter w/30+ pts	1-0	0-0	1-0 vs. POR 3/2/25
Opp scores under 100 pts	4-0	4-0	8-0 @ UTA 3/23/25	Opp w/50+ REB	4-4	6-2	10-6 vs. IND 4/13/25	De'Andre Hunter w/20+ pts	1-0	0-1	1-1 @ IND 4/10/25
Cavaliers score 100+ pts	34-6	30-11	64-17 vs. IND 4/13/25	Cavaliers REB >= Opp REB	23-2	18-2	41-4 vs. IND 4/13/25	De'Andre Hunter w/10+ pts	9-1	8-4	17-5 @ IND 4/10/25
Opp scores 100+ pts	30-7	26-11	56-18 vs. IND 4/13/25	Opp REB >= Cavaliers REB	10-4	9-9	19-13 @ DET 3/28/25	Jarrett Allen w/25+ pts	3-0	2-0	5-0 vs. LAC 3/30/25
Cavaliers score 110+ pts	32-4	29-9	61-13 vs. IND 4/13/25	Cavaliers w/10+ more REB than Opp	7-0	7-1	14-1 @ NYK 4/11/25	Jarrett Allen w/20+ pts	10-1	4-0	14-1 vs. NYK 4/2/25
Opp scores 110+ pts	16-5	17-10	33-15 vs. IND 4/13/25	Opp w/10+ more REB than CLE	2-0	0-3	2-3 @ LAC 3/18/25	Jarrett Allen w/15+ pts	15-4	11-1	26-5 vs. SAC 4/6/25
Cavaliers tied or lead after the 3rd qtr	28-2	27-1	55-3 vs. IND 4/13/25	Cavaliers w/10+ stls	17-2	10-3	27-5 vs. CHI 4/8/25	Jarrett Allen w/10+ pts	26-5	26-4	52-9 @ NYK 4/11/25
Cavaliers tied or lead at halftime	31-5	22-4	53-9 vs. IND 4/13/25	Opp w/10+ stls	9-5	5-1	14-6 vs. IND 4/13/25	Jarrett Allen w/10+ FTA	5-0	0-0	5-0 vs. SAS 3/27/25
Cavaliers tied or lead after 1st qtr	29-3	22-3	51-6 vs. IND 4/13/25	2+ Cavaliers w/double-double	13-2	9-2	22-4 @ NYK 4/11/25	Jarrett Allen w/15+ REB	7-1	3-0	10-1 vs. SAS 3/27/25
Cavaliers trailing after the 3rd qtr	6-5	3-10	9-15 @ NYK 4/11/25	2+ Opp w/double-double	2-2	7-3	9-5 @ DET 3/28/25	Jarrett Allen w/10+ REB	25-3	15-4	40-7 @ NYK 4/11/25
Cavaliers trailing at halftime	3-2	8-7	11-9 @ NYK 4/11/25	3+ Cavaliers w/double-double	1-0	1-0	2-0 @ NYK 4/11/25	Jarrett Allen w/3+ stls	3-0	4-0	7-0 vs. CHI 4/8/25
Cavaliers trailing after 1st qtr	5-4	8-8	13-12 @ NYK 4/11/25	3+ Opp w/double-double	0-0	0-1	0-1 @ DET 3/28/25	Jarrett Allen w/double-double	21-3	14-2	35-5 @ NYK 4/11/25
1st game Back-to-Back	6-1	5-4	11-5 @ IND 4/10/25	Cavaliers PITP >= Opp PITP	24-3	17-6	41-9 @ NYK 4/11/25	Max Strus w/15+ pts	2-0	6-1	8-1 @ NYK 4/11/25
2nd game Back-to-Back	7-1	5-3	12-4 @ NYK 4/11/25	Opp PITP >= Cavaliers PITP	9-3	10-3	19-6 vs. IND 4/13/25	Max Strus w/10+ pts	9-3	9-2	18-5 @ NYK 4/11/25
1st game after a win	28-6	24-6	52-12 vs. IND 4/13/25	Cavaliers 2CP >= Opp 2CP	17-5	11-6	28-11 vs. IND 4/13/25	Max Strus w/3+ 3FGM	10-0	9-2	19-2 @ NYK 4/11/25
1st game after a loss	6-1	5-5	11-6 @ NYK 4/11/25	Opp 2CP >= Cavaliers 2CP	15-2	14-4	29-6 @ NYK 4/11/25				
On Monday	5-0	4-0	9-0 vs. MIN 2/10/25	Cavaliers FB Pts >= Opp FB Pts	14-1	14-4	28-5 @ SAS 4/4/25				
On Tuesday	3-1	5-2	8-3 vs. CHI 4/8/25	Opp FB Pts >= Cavaliers FB Pts	15-6	14-7	29-13 vs. IND 4/13/25				
On Wednesday	5-1	6-2	11-3 vs. NYK 4/2/25	+3 Blocks	28-5	24-7	52-12 vs. IND 4/13/25				
On Thursday	4-0	1-2	5-2 @ IND 4/10/25	+5 Blocks	13-5	16-4	29-9 vs. IND 4/13/25				
On Friday	7-0	8-4	15-4 @ NYK 4/11/25								
On Saturday	2-1	4-0	6-1 vs. HOU 1/25/25								
On Sunday	8-4	2-1	10-5 vs. IND 4/13/25								
January	6-2	4-3	10-5 vs. ATL 1/30/25								
February	4-1	6-0	10-1 @ BOS 2/28/25								
March	5-1	6-4	11-5 vs. LAC 3/30/25								
April	2-2	2-1	4-3 vs. IND 4/13/25								
October	2-0	3-0	5-0 vs. LAL 10/30/24								
November	8-1	4-2	12-3 @ ATL 11/29/24								
December	7-0	5-1	12-1 @ LAL 12/31/24								



DATE	OPPONENT	H-R	W-L	SCORE CLE-OPP	HOME RECORD	ROAD RECORD	TOTAL RECORD	CAVALIERS HI SCORER	PT	CAVALIERS HI REBR	RB	CAVALIERS HI ASSISTS	AST	OPPONENT HI SCORER	PT	ATTEND
04/20/2025	Heat	H	W	121-100	1-0	0-0	1-0	D. Mitchell	30	J. Allen	11	D. Garland	5	B. Adebayo	24	19,432
04/23/2025	Heat	H	W	121-112	2-0	0-0	2-0	D. Mitchell	30	J. Allen	8	D. Garland	9	T. Herro	33	19,432
04/26/2025	at Heat	R	W	124-87	2-0	1-0	3-0	J. Allen	22	J. Allen	10	T. Jerome	11	B. Adebayo	22	19,600
04/28/2025	at Heat	R	W	138-83	2-0	2-0	4-0	D. Mitchell	22	J. Allen	12	T. Jerome/D. Mitchell	5	N. Jovic	24	19,600
04/30/2025	Heat	--	--	--	--	--	--	--	--	--	--	--	--	--	--	--
05/04/2025	Pacers	H	L	112-121	2-1	2-0	4-1	D. Mitchell	33	E. Mobley	10	T. Jerome	8	A. Nembhard	23	19,432
05/06/2025	Pacers	H	L	119-120	2-2	2-0	4-2	D. Mitchell	48	J. Allen	12	D. Mitchell	9	M. Turner/A. Nesmith	23	19,432
05/09/2025	at Pacers	R	W	126-104	2-2	3-0	5-2	D. Mitchell	43	E. Mobley	13	M. Strus	7	B. Mathurin	23	17,274
05/11/2025	at Pacers	R	L	109-129	2-2	3-1	5-3	D. Garland	21	M. Strus/T. Thompson	6	D. Garland	6	P. Siakam	21	17,274
05/13/2025	Pacers	--	--	--	--	--	--	--	--	--	--	--	--	--	--	--



2024-25 POSTSEASON GAME-BY-GAME STATS																				
DATE	GAME	W/L	FG	FGA	PCT	3FG	3FGA	PCT	FT	FTA	PCT	OR	DR	REB	AST	PF	ST	TO	BS	PTS
4/20	Cavaliers	W	45	88	0.511	18	43	0.419	13	16	0.813	14	28	42	21	13	8	8	4	121
19,432	vs. Heat		39	80	0.488	13	31	0.419	9	12	0.750	11	26	37	23	15	5	14	4	100
4/23	Cavaliers	W	39	82	0.476	22	45	0.489	21	23	0.913	6	28	34	24	13	10	9	1	121
19,432	vs. Heat		42	81	0.519	16	45	0.356	12	16	0.750	9	29	38	27	19	3	14	3	112
4/26	Cavaliers	W	46	86	0.535	15	40	0.375	17	20	0.850	13	33	46	32	15	7	11	1	124
19,600	at Heat		32	76	0.421	16	34	0.471	7	10	0.700	5	24	29	18	17	6	17	3	87
4/28	Cavaliers	W	47	86	0.547	22	47	0.468	22	25	0.880	8	43	51	26	12	15	12	6	138
19,600	at Heat		32	89	0.360	10	49	0.204	9	15	0.600	15	30	45	17	18	4	19	2	83
5/4	Cavaliers	L	45	98	0.459	9	38	0.237	13	18	0.722	13	30	43	25	16	8	8	1	112
19,432	vs. Pacers		44	83	0.530	19	36	0.528	14	15	0.933	7	36	43	30	20	6	17	9	121
5/6	Cavaliers	L	39	90	0.433	11	39	0.282	30	35	0.857	14	29	43	24	21	11	13	5	119
19,432	vs. Pacers		44	85	0.518	11	28	0.393	21	29	0.724	11	33	44	28	26	7	18	9	120
5/9	Cavaliers	W	42	100	0.420	14	47	0.298	28	37	0.757	18	38	56	24	26	5	14	7	126
17,274	at Pacers		35	80	0.438	9	30	0.300	25	34	0.735	4	33	37	26	29	6	13	8	104
5/11	Cavaliers	L	30	70	0.429	14	35	0.400	35	40	0.875	10	31	41	20	28	8	22	4	109
17,274	at Pacers		49	93	0.527	15	35	0.429	16	20	0.800	8	29	37	37	27	6	11	2	129
5/13	Cavaliers	--	--	--	--	--	--	--	--	--	--	--	--	--	--	--	--	--	--	--
	vs. Pacers	--	--	--	--	--	--	--	--	--	--	--	--	--	--	--	--	--	--	--
	TOTALS	8	333	700	0.476	125	334	0.374	179	214	0.836	96	260	356	196	144	72	97	29	970
	OPPONENTS	8	317	667	0.475	109	288	0.378	113	151	0.748	70	240	310	206	171	43	123	40	856



DATE	OPPONENT	FORWARD	FORWARD	CENTER	GUARD	GUARD	SCORE	W/L
04/20/2025	vs. Miami	#1 Max Strus	#4 Evan Mobley	#31 Jarrett Allen	#10 Darius Garland	#45 Donovan Mitchell	121-100	W
04/23/2025	vs. Miami	#1 Max Strus	#4 Evan Mobley	#31 Jarrett Allen	#10 Darius Garland	#45 Donovan Mitchell	121-112	W
04/26/2025	@ Miami	#1 Max Strus	#4 Evan Mobley	#31 Jarrett Allen	#45 Donovan Mitchell	#5 Sam Merrill	124-87	W
04/28/2025	@ Miami	#1 Max Strus	#4 Evan Mobley	#31 Jarrett Allen	#45 Donovan Mitchell	#5 Sam Merrill	138-83	W
05/04/2025	vs. Indiana	#1 Max Strus	#4 Evan Mobley	#31 Jarrett Allen	#45 Donovan Mitchell	#5 Sam Merrill	121-112	L
05/06/2025	vs. Indiana	#1 Max Strus	#32 Dean Wade	#31 Jarrett Allen	#45 Donovan Mitchell	#2 Ty Jerome	120-119	L
05/09/2025	@ Indiana	#1 Max Strus	#4 Evan Mobley	#31 Jarrett Allen	#10 Darius Garland	#45 Donovan Mitchell	126-104	W
05/11/2025	@ Indiana	#1 Max Strus	#4 Evan Mobley	#31 Jarrett Allen	#10 Darius Garland	#45 Donovan Mitchell	129-109	L
05/13/2025	Indiana	--	--	--	--	--	--	--



DATE	OPPONENT	W/L	CAVALIERS										OPPONENTS									
			BENCH PTS	AVG	INTHE PAINT	AVG	SECOND CHANCE	AVG	FAST BREAK	AVG	POINTS OFFTO	AVG	BENCH PTS	AVG	INTHE PAINT	AVG	SECOND CHANCE	AVG	FAST BREAK	AVG	POINTS OFFTO	AVG
4/20	Miami	W	34	34.0	48	48.0	17	17.0	8	8.0	11	11.0	33	33.0	44	44.0	17	17.0	14	14.0	11	11.0
4/23	Miami	W	27	30.5	28	38.0	9	13.0	17	12.5	19	15.0	33	33.0	44	44.0	12	14.5	6	10.0	13	12.0
4/26	at Miami	W	52	37.7	60	45.3	22	16.0	9	11.3	21	17.0	18	28.0	30	39.3	10	13.0	12	10.7	11	11.7
4/28	at Miami	W	73	46.5	46	45.5	19	16.8	18	13.0	28	19.8	44	32.0	40	39.5	16	13.8	12	11.0	5	10.0
5/4	Indiana	L	34	44.0	70	50.4	21	17.6	14	13.2	22	20.2	29	31.4	38	39.2	4	11.8	15	11.8	9	9.8
5/6	Indiana	L	21	40.2	56	51.3	21	18.2	2	11.3	16	19.5	30	31.2	50	41.0	17	12.7	12	11.8	14	10.5
5/9	at Indiana	W	16	36.7	54	51.7	31	20.0	11	11.3	16	19.0	50	33.9	48	42.0	9	12.1	16	12.4	21	12.0
5/11	at Indiana	L	53	38.8	32	49.3	11	18.9	13	11.5	12	18.1	58	36.9	58	44.0	15	12.5	11	12.3	35	14.9
5/13	Indiana	--	--	--	--	--	--	--	--	--	--	--	--	--	--	--	--	--	--	--	--	--
	2024-25 TOTALS	5-3	310	38.8	394	49.3	151	18.9	92	11.5	145	18.1	295	36.9	352	44.0	100	12.5	98	12.3	119	14.9



ALL		(AS OF MAY 12, 2025, 4:24 AM EDT)																2024 : POSTSEASON		
DATE	OPPONENT	OVERALL REC	CAVALIERS								OPPONENTS								TOTAL	POINT DIFF.
			W/L	1ST	2ND	1ST HALF	3RD	4TH	2ND HALF	BIGGEST LEAD	TOTAL	1ST	2ND	1ST HALF	3RD	4TH	2ND HALF	BIGGEST LEAD		
4/20	Miami	1-0	W	31	31	62	25	34	59	21	121	24	30	54	25	21	46	2	100	21
4/23	Miami	2-0	W	25	43	68	25	28	53	19	121	24	27	51	29	32	61	9	112	9
4/26	at Miami	3-0	W	33	29	62	26	36	62	40	124	20	22	42	22	23	45	9	87	37
4/28	at Miami	4-0	W	43	29	72	39	27	66	60	138	17	16	33	30	20	50	1	83	55
5/4	Indiana	4-1	L	25	33	58	32	22	54	4	112	36	28	64	28	29	57	12	121	-9
5/6	Indiana	4-2	L	32	29	61	37	21	58	20	119	15	35	50	34	36	70	5	120	-1
5/9	at Indiana	5-2	W	32	34	66	31	29	60	26	126	32	13	45	34	25	59	0	104	22
5/11	at Indiana	5-3	L	23	16	39	38	32	70	0	109	38	42	80	29	20	49	44	129	-20
5/13	Indiana	--	--	--	--	--	--	--	--	--	--	--	--	--	--	--	--	--	--	--
2024-25 TOTALS		5-3	--	244	244	488	253	229	482	--	970	206	213	419	231	206	437	--	856	114
AVG/GAME		--	--	30.5	30.5	61.0	31.6	28.6	60.3	23.8	121.3	25.8	26.6	52.4	28.9	25.8	54.6	10.3	107.0	14.3