



CLEVELAND CAVALIERS

2025 POSTSEASON GUIDE



CAVS PLAYOFFS



presented by **PHANTOM FIREWORKS**

TABLE OF CONTENTS

MEDIA INFORMATION	04	SEASON MISCELLANEOUS STATS (2024-25)	65
2025 NBA PLAYOFFS BRACKET	06	THE LAST TIME...	67
2025 NBA PLAYOFFS FIRST ROUND SCHEDULE	07	GAME-BY-GAME STATISTICS & RESULTS (2024-25)	69
CAVALIERS TEAM DIRECTORY	08	GAME-BY-GAME STATISTICS - WITH OPPONENTS (2024-25)	70
PLAYER INFORMATION	09	GAME-BY-GAME STATISTICS (CAVS ONLY)	73
CLEVELAND CAVALIERS 2024-25 ROSTER	10	CAVALIERS ALL-TIME SINGLE-GAME RECORDS (TEAM)	74
HOW THE CAVALIERS WERE BUILT	11	CAVALIERS ALL-TIME SINGLE-GAME RECORDS (INDIVIDUAL)	77
HEAD COACH KENNY ATKINSON	12	MISCELLANEOUS REGULAR SEASON RECORDS	81
JARRETT ALLEN	13	2024-25 NBA LEAGUE STATISTICS	82
EMONI BATES	15	TEAM STANDINGS - CONFERENCE (2024-25)	83
DARIUS GARLAND	16	TEAM STANDINGS - DIVISION (2024-25)	84
JAVONTE GREEN	18	INDIVIDUAL LEAGUE LEADERS (2024-25)	85
DE'ANDRE HUNTER	19	NBA ROOKIE LEADERS (2024-25)	86
TY JEROME	21	TEAM RANKINGS (2024-25)	87
SAM MERRILL	23	TEAM PERCENTAGES AND MARGINS SUMMARY	88
DONOVAN MITCHELL	24	TEAM ASSISTS AND STEALS PER TURNOVER RATIO	89
EVAN MOBLEY	26	NBA TEAM AND INDIVIDUAL SEASON HIGHS AND LOWS	90
CHUMA OKEKE	28	HEAD-TO-HEAD WIN GRID	91
ISAAC OKORO	29	BOX SCORES	92
CRAIG PORTER JR.	30	BOX SCORES GAME-BY-GAME	93
MAX STRUS	31	CAVALIERS PLAYOFF HISTORY	114
TRISTAN THOMPSON	32	ALL-TIME PLAYOFF RESULTS	115
NAE'QWAN TOMLIN	34	ALL-TIME PLAYOFF RESULTS AND STATISTICS	124
LUKE TRAVERS	35	PLAYOFF MOMENTS	129
JAYLON TYSON	36	EASTERN CONFERENCE CHAMPIONSHIP HISTORY	130
DEAN WADE	37	INDIVIDUAL PLAYOFF RECORDS	131
SEASON IN REVIEW	38	TEAM PLAYOFF RECORDS	136
2024-25 SEASON NOTES	39	ALL-TIME PLAYOFF RECORDS VS. OPPONENT	139
2024-25 KEY DATES	51	EASTERN CONFERENCE PLAYOFF TEAMS	141
2024-25 TRANSACTIONS	55	2. BOSTON CELTICS (61-21)	142
SEASON STATS	56	3. NEW YORK KNICKS (51-31)	143
CAVALIERS OVERALL STATISTICS	57	4. INDIANA PACERS (50-32)	144
CAVALIERS HOME STATISTICS	58	5. MILWAUKEE BUCKS (48-34)	145
CAVALIERS ROAD STATISTICS	59	6. DETROIT PISTONS (44-38)	146
CAVALIERS SINGLE GAME HIGHS	60	PLAY-IN: 7. ORLANDO MAGIC (41-41)	147
PLAYER AND TEAM SINGLE GAME HIGHS AND LOWS	62	PLAY-IN: 8. ATLANTA HAWKS (40-42)	148
TEAM BREAKDOWN AND PLAYER HIGHS (2024-25)	63	PLAY-IN: 9. CHICAGO BULLS (39-43)	149
MISCELLANEOUS SCORING BREAKDOWN (2024-25)	64	PLAY-IN: 10. MIAMI HEAT (37-45)	150



MEDIA

INFORMATION



CLEVELAND CAVALIERS BASKETBALL COMMUNICATIONS TEAM:



B.J. EVANS
VICE PRESIDENT,
BASKETBALL COMMUNICATIONS
216.644.7765
bevans@cavs.com



CHEROME OWENS
DIRECTOR,
BASKETBALL COMMUNICATIONS
216.218.2565
cowens@cavs.com



SAM COOMBS
SENIOR MANAGER,
BASKETBALL COMMUNICATIONS
216.296.8261
scoombs@cavs.com



DEVYNNIE BOOKER
COORDINATOR,
BASKETBALL COMMUNICATIONS
216-970-5174
dbooker@cavs.com

Our entire department is here to assist you with whatever you may need throughout the 2025 NBA Playoffs. Please follow [@cavsnotes](#) on Twitter for all of the latest news, statistical information and updates from the Cavaliers Basketball Communications staff.

CAVALIERS MEDIA WEBSITE: To assist with your coverage throughout the 2025 NBA Playoffs, the Cavaliers Basketball Communications department has launched an interactive Cavaliers Media Website on <https://www.HoopsOMG.com> (select the Cleveland Cavaliers logo). This site will virtually house pertinent media materials including the Cavaliers Postseason Guide, credential request forms, game notes, current and historical statistical data, live game tracker and player updates and more. Previously printed materials such as game notes, out-of-town scores, recaps and NBA rankings will no longer be available in the media workroom, as all information can now be found on the Cavaliers Media Website. Limited printed materials will be available and distributed at Rocket Arena. **If you do not have an account and need access, please email CavaliersPR@cavs.com for login information** or use the below guest credentials:

- **Website:** www.HoopsOMG.com (click the Cavs logo)
- **Login Information:** Username: CavsVisitingMedia Password: Cleveland

CREDENTIALS: Single-game credential requests can be made at HoopsOMG.com and will need to be sent at least **48 hours in advance** for consideration. Please note that single-game credentials will be very limited due to the available media workspace. **Priority will be given to outlets based on established NBA Media Guidelines, as well as to those outlets who regularly cover the team either by traveling consistently or attending the majority of the team's games and practices. If you have already received a 2024-25 season credential, it will be honored for the first three rounds of the 2025 NBA Playoffs.** Please remember that your credential must be clearly displayed at all times upon entry of Rocket Arena. Season-credentialed media members will still need to let the Basketball Communications department know if they will be attending for each game due to seat designations.

MEDIA ENTRANCE: The Cavaliers game night media entrance for the 2025 NBA Playoffs will remain in the same location as the regular season (E. 6th Street, just past the Cavaliers Team Shop, facing the Gateway East parking garage). **The media entrance will be open three hours before tipoff** and remain open until the start of the game. Access will not be granted for late or early arrival, apart from extenuating circumstances. Please bring a Photo ID ready to present at the media entrance in order to pick up your credential.

MEDIA SEATING: All approved full season and single-game credentialed media members will need to let the Cavaliers Basketball Communications Team know if they will be attending for each game due to assigned seat designations. **Please email CavaliersPR@cavs.com at least 48 hours before each game and indicate if you will be attending.** Working media seats are located in section M104 (additional locations may be added on specific game nights). All locations are equipped with electrical power and access to RocketArenaWiFi. These seats are assigned and members of the media should sit in their respective assigned seats for the game. While our team attempts to provide seating for members of the media generally in the same area for each game, seats may be moved for a specific game based on availability and other factors. Media members who are not granted a seat will be able to watch the game on the TVs inside the Fred McLeod Media Workroom.

MEDIA AVAILABILITY: The Cavaliers Basketball Communications Team will distribute via email daily availability times for all practice, shootaround and pregame media availability sessions. All Cavaliers media availability – including practice, shootaround, pregame and postgame activities with players and coaches – will only be conducted with in-person media in attendance. Zoom will ONLY be used if circumstances dictate.

MEDIA ELEVATOR: Media will have a designated Media Elevator in the Three-Bank Elevator Lobby (located directly behind the media section, M104) on the main concourse that they can use to travel to and from the media section and the Event Level to access the Fred McLeod Studio and Media Workroom.

WIFI INFORMATION: To log in to the wireless at Rocket Arena, select **RocketArenaWiFi**. No password is needed.

PHOTOGRAPHY: For media utilizing photography, if you are granted a photo lane for a playoff game, you are required to wear one of the photo vests provided by the Cavaliers Basketball Communications Team. Photographers are asked to keep off the side courts and to be considerate of the ticket holders seated directly behind them. Also, photographers are asked to wear rubber-soled shoes to protect the basketball floor and must have rubber lens shades for their cameras. **Floor positions will be given to outlets based on priority as designated by the NBA.** In some instances, outlets that had a floor spot during the regular season will either be moved to an auxiliary position or need to share a spot with other outlets. Additional elevated photo space will be made available on a case-by-case basis or as space allows.

PARKING: Gateway East Garage parking for Cavaliers playoff games must be requested via CavaliersPR@cavs.com. **Similar to the regular season, parking is limited and will be distributed via SeatGeek.** If granted parking access, it is suggested that you have the SeatGeek app downloaded, and your parking ticket processed prior to arriving to the parking garage to avoid delaying other patron entrance in the case of a technical difficulty.

HEALTH AND SAFETY PROTOCOLS: Approved holders of credentials must at all times adhere to any alterations to the Health and Safety Protocols as well as the zoning rules established by the Cavaliers and the NBA.

ADDITIONAL QUESTIONS? Please do not hesitate to ask the Cavaliers Basketball Communications staff or email CavaliersPR@cavs.com.



PLAYOFFS

Presented by Google

PLAYOFFS BEGIN
APRIL 19



2025 NBA PLAYOFFS - FIRST ROUND SCHEDULE

EASTERN CONFERENCE

#1 CLEVELAND VS. #8 SEED

DAY	DATE	AWAY	HOME	GM	TIME (ET)	TV / R
Sun	4/20	East #8	Cleveland	1	7:00PM	TNT
Wed	4/23	East #8	Cleveland	2	7:30PM	NBTV
Sat	4/26	Cleveland	East #8	3	1:00PM	TNT
Mon	4/28	Cleveland	East #8	4	TBD	TBD
Wed	4/30	East #8	Cleveland	5*	TBD	TBD
Fri	5/2	Cleveland	East #8	6*	TBD	TBD
Sun	5/4	East #8	Cleveland	7*	TBD	TBD

#2 Boston vs. #7 Orlando

DAY	DATE	AWAY	HOME	GM	TIME (ET)	TV / R
Sun	4/20	Orlando	Boston	1	3:30PM	ABC
Wed	4/23	Orlando	Boston	2	7:00PM	TNT
Fri	4/25	Boston	Orlando	3	7:00PM	ESPN
Sun	4/27	Boston	Orlando	4	7:00PM	TNT
Tue	4/29	Orlando	Boston	5*	TBD	TBD
Thu	5/1	Boston	Orlando	6*	TBD	TBD
Sat	5/3	Orlando	Boston	7*	TBD	TBD

#3 New York vs. #6 Detroit

DAY	DATE	AWAY	HOME	GM	TIME (ET)	TV / R
Sat	4/19	Detroit	New York	1	6:00PM	ESPN
Mon	4/21	Detroit	New York	2	7:30PM	TNT
Thu	4/24	New York	Detroit	3	TBD	TNT
Sun	4/27	New York	Detroit	4	1:00PM	ABC
Tue	4/29	Detroit	New York	5*	TBD	TBD
Thu	5/1	New York	Detroit	6*	TBD	TBD
Sat	5/3	Detroit	New York	7*	TBD	TBD

#4 Indiana vs. #5 Milwaukee

DAY	DATE	AWAY	HOME	GM	TIME (ET)	TV / R
Sat	4/19	Milwaukee	Indiana	1	1:00PM	ESPN
Tue	4/22	Milwaukee	Indiana	2	7:00PM	NBTV
Fri	4/25	Indiana	Milwaukee	3	8:00PM	EU/NTV^
Sun	4/27	Indiana	Milwaukee	4	9:30PM	TNT
Tue	4/29	Milwaukee	Indiana	5*	TBD	TBD
Fri	5/2	Indiana	Milwaukee	6*	TBD	TBD
Sun	5/4	Milwaukee	Indiana	7*	TBD	TBD

WESTERN CONFERENCE

#1 Oklahoma City vs. #8 Seed

DAY	DATE	AWAY	HOME	GM	TIME (ET)	TV / R
Sun	4/20	West #8	Oklahoma City	1	1:00PM	ABC
Tue	4/22	West #8	Oklahoma City	2	7:30PM	TNT
Thu	4/24	Oklahoma City	West #8	3	TBD	TNT
Sat	4/26	Oklahoma City	West #8	4	3:30PM	TNT
Mon	4/28	West #8	Oklahoma City	5*	TBD	TBD
Thu	5/1	Oklahoma City	West #8	6*	TBD	TBD
Sat	5/3	West #8	Oklahoma City	7*	TBD	TBD

#2 Houston vs. #7 Golden State

DAY	DATE	AWAY	HOME	GM	TIME (ET)	TV / R
Sun	4/20	Golden State	Houston	1	9:30PM	TNT
Wed	4/23	Golden State	Houston	2	9:30PM	TNT
Sat	4/26	Houston	Golden State	3	8:30PM	ABC
Mon	4/28	Houston	Golden State	4	10:00PM	TNT
Wed	4/30	Golden State	Houston	5*	TBD	TBD
Fri	5/2	Houston	Golden State	6*	TBD	TBD
Sun	5/4	Golden State	Houston	7*	TBD	TBD

#3 L.A. Lakers vs. #6 Minnesota

DAY	DATE	AWAY	HOME	GM	TIME (ET)	TV / R
Sat	4/19	Minnesota	L.A. Lakers	1	8:30PM	ABC/R
Tue	4/22	Minnesota	L.A. Lakers	2	10:00PM	TNT
Fri	4/25	L.A. Lakers	Minnesota	3	9:30PM	ESPN
Sun	4/27	L.A. Lakers	Minnesota	4	3:30PM	ABC
Wed	4/30	Minnesota	L.A. Lakers	5*	TBD	TBD
Fri	5/2	L.A. Lakers	Minnesota	6*	TBD	TBD
Sun	5/4	Minnesota	L.A. Lakers	7*	TBD	TBD

#4 Denver vs. #5 LA Clippers

DAY	DATE	AWAY	HOME	GM	TIME (ET)	TV / R
Sat	4/19	LA Clippers	Denver	1	3:30PM	ESPN
Mon	4/21	LA Clippers	Denver	2	10:00PM	TNT
Thu	4/24	Denver	LA Clippers	3	TBD	NBTV
Sat	4/26	Denver	LA Clippers	4	6:00PM	TNT
Tue	4/29	LA Clippers	Denver	5*	TBD	TBD
Thu	5/1	Denver	LA Clippers	6*	TBD	TBD
Sat	5/3	LA Clippers	Denver	7*	TBD	TBD

* - If Necessary R - ESPN Radio TBD - To Be Determined ^ - ESPN/NBA TV Simulcast Schedule Subject To Change

May 5-6: Conference Semifinals begin (possible move up to May 3-4)
May 21: Eastern Conference Finals (possible series move up to May 19)

May 20: Western Conference Finals (possible series move up to May 18)
June 5: NBA Finals 2025 begin



Cleveland Cavaliers 2024-25 Team Directory

2024-25 Cleveland Cavaliers Directory

Rocket Arena
One Center Court, Cleveland, OH 44115-4001
216-420-2000

Cleveland Clinic Courts
6101 Brecksville Road
Independence, OH 44131



GENERAL INFORMATION:

Chairman.....	Dan Gilbert
President of Basketball Operations.....	Koby Altman
General Manager.....	Mike Gansey
Assistant General Manager.....	Brandon Weems
Vice President of Basketball Operations/Team Counsel.....	Jason Hillman
Director, Player Engagement and Family Services.....	Bethany Soukup
Vice President of Basketball Strategy and Personnel.....	Jon Nichols
Head Coach.....	Kenny Atkinson
Associate Head Coach.....	Johnnie Bryant
Assistant Coaches.....	Jordan Ott, Mike Gerrity, DeMarre Carroll, Trevor Hendry, Omar Cook, Bryan Tibaldi, Nate Reinking
Senior Director, Player Health/Head Athletic Trainer.....	Steve Spiro
Head Strength and Conditioning Coach.....	Derek Millender
Director, Team Operations.....	Mark Cashman
Chief Executive Officer.....	Nic Barlage
Vice President of Basketball Communications.....	B.J. Evans
Director of Basketball Communications.....	Cherome Owens
Senior Manager of Basketball Communications	Sam Coombs
Basketball Communications Coordinator.....	Devynne Booker

Broadcast Information:

AudioVerse: WTAM 1100 AM. Broadcasters:

Tim Alcorn, Jim Chones, Mike Snyder

TV: Bally Sports Ohio. Broadcasters:

John Michael, Austin Carr, Brad Daugherty, Serena Winters
and Cayleigh Griffin





PLAYER INFORMATION



CLEVELAND CAVALIERS 2024-25 ROSTER

NO.	PLAYER	POS.	HT.	WT.	BIRTHDATE	PRIOR TO NBA/HOME COUNTRY	NBA EXP.
31	Jarrett Allen	C	6-11	248	04/21/1998	Texas/USA	8th
21	Emoni Bates*	F	6-9	202	01/28/2004	E. Michigan/USA	2nd
10	Darius Garland	G	6-1	186	01/26/2000	Vanderbilt/USA	6th
8	Javonte Green	G/F	6-4	220	07/23/1993	Radford/USA	6th
12	De'Andre Hunter	SF	6-8	221	12/02/1997	Virginia/USA	6th
2	Ty Jerome	G	6-5	200	07/08/1997	Virginia/USA	6th
5	Sam Merrill	G	6-4	205	05/15/1996	Utah State/USA	5th
45	Donovan Mitchell	G	6-3	215	09/07/1996	Louisville/USA	8th
4	Evan Mobley	F/C	7-0	215	06/18/2001	USC/USA	4th
18	Chuma Okeke	F	6-7	229	08/18/1998	Auburn/USA	5th
35	Isaac Okoro	G	6-5	225	01/26/2001	Auburn/USA	5th
9	Craig Porter Jr.	G	6-2	185	02/26/2000	Wichita State/USA	2nd
1	Max Strus	G/F	6-5	215	03/28/1996	DePaul/USA	6th
13	Tristan Thompson	F/C	6-9	250	03/13/1991	Texas/Canada	14th
30	Nae'Qwan Tomlin*	F	6-8	205	12/10/2000	Memphis/USA	R
33	Luke Travers*	F	6-7	208	09/03/2001	Australia/Australia	R
24	Jaylon Tyson	G	6-6	218	12/02/2002	California/USA	R
32	Dean Wade	F	6-9	219	11/20/1996	Kansas State/USA	6th

*Two-Way Player, not eligible for 2025 Playoffs

STAFF

HEAD COACH:

Kenny Atkinson (Richmond)

ASSOCIATE HEAD COACH:

Johnnie Bryant (Utah)

ASSISTANT COACHES:

Jordan Ott (Penn State)

Mike Gerrity (USC)

DeMarre Carroll (Missouri)

Trevor Hendry (Clark)

Omar Cook (St. Johns)

Bryan Tibaldi (Michigan State)

Nate Reinking (Kent State)

SENIOR DIRECTOR, PLAYER HEALTH/HEAD ATHLETIC TRAINER:

Stephen Spiro (Temple)

HEAD OF STRENGTH AND CONDITIONING COORDINATOR:

Derek Millender (South Alabama)

PRONUNCIATION GUIDE

Emoni Bates (e-MON-e); **Chuma Okeke** (CHOO-muh oh-KAY-kay); **Isaac Okoro** (oh-CORE-oh); **Max Strus** (str-OOS); **Nae'Qwan Tomlin** (NAY-KWAN)

NUMERICAL ROSTER

1 Max Strus	2 Ty Jerome
4 Evan Mobley	5 Sam Merrill
8 Javonte Green	9 Craig Porter Jr.
10 Darius Garland	12 De'Andre Hunter
13 Tristan Thompson	18 Chuma Okeke
21 Emoni Bates	24 Jaylon Tyson
30 Nae'Qwan Tomlin	31 Jarrett Allen
32 Dean Wade	33 Luke Travers
35 Isaac Okoro	45 Donovan Mitchell



HOW THE CAVALIERS WERE BUILT

VIA DRAFT:

DARIUS GARLAND	Selected in the first round (5th overall pick) of the 2019 NBA Draft by the Cavaliers.
ISAAC OKORO	Selected in the first round (5th overall pick) of the 2020 NBA Draft by the Cavaliers.
EVAN MOBLEY	Selected in the first round (3rd overall pick) of the 2021 NBA Draft by the Cavaliers.
LUKE TRAVERS	Selected in the second round (56th overall pick) of the 2022 NBA Draft by the Cavaliers.
EMONI BATES	Selected in the second round (49th overall pick) of the 2023 NBA Draft by the Cavaliers.
JAYLON TYSON	Selected in the first round (20th overall pick) in the 2024 NBA Draft by the Cleveland Cavaliers.

VIA TRADE:

JARRETT ALLEN	Acquired along with Taurean Prince from the Brooklyn Nets as part of a three-team on January 14, 2021; signed a multi-year contract on Aug. 6, 2021.
DONOVAN MITCHELL	Acquired in a trade with the Utah Jazz on September 3, 2022 in exchange for guard Collin Sexton (via sign and trade), forward Lauri Markkanen, guard Ochai Agbaji, three future unprotected first round draft picks (2025, 2027, 2029) and pick swaps in 2026 and 2028.
MAX STRUS	Acquired in a sign and trade agreement with the Miami Heat on July 6, 2023. As part of a trade, the Cavaliers sent a 2026 second round pick (via Los Angeles Lakers) to Miami, and traded forwards Cedi Osman and Lamar Stevens as well as Cleveland's own 2030 second round pick to San Antonio.
DE'ANDRE HUNTER	Acquired in a trade with the Atlanta Hawks on February 7th, 2025 in exchange for three second round picks, two pick swaps as well as forward Georges Niang and guard Caris LeVert.

VIA FREE AGENCY:

DEAN WADE	Signed a Two-Way contract on July 9, 2019; Signed to a multi-year contract on June 30, 2020; Signed a multi-year contract extension on Sept. 27, 2022.
TY JEROME	Signed as a free agent on July 6, 2023
SAM MERRILL	Signed to a 10-Day Contract on March 3rd, 2023; signed to a multi-year contract on March 14, 2023.
CRAIG PORTER JR.	Signed a Two-Way contract on July 7, 2023; Signed a standard NBA contract on February 14th, 2024.
TRISTAN THOMPSON	Signed as a free agent on September 9th, 2024. (*was originally selected by Cleveland in the first round with the 4th overall pick in the 2011 NBA Draft).
JAVONTE GREEN	Signed as a free agent on February 23rd, 2025.
NAE'QWAN TOMLIN	Signed to a Two-Way contract on March 2nd, 2025
CHUMA OKEKE	Signed as a free agent on March 5th, 2025




KENNY ATKINSON

Head Coach

1st SEASON – 1st PLAYOFF APPEARANCE IN CLE



**LET EM
KNOW.**



Kenny Atkinson was named head coach of the Cleveland Cavaliers on June 28, 2024, thus becoming the 24th head coach in franchise history. In his first season at the helm, Atkinson guided the Cavaliers to a 64-18 (.780) record – the second-best in franchise history - and the number one seed in the Eastern Conference for just the fourth time ever. Atkinson became only the fifth coach in NBA history to win at least 64 games in his debut season with a new team. Under his leadership, the Cavs registered their highest scoring average in franchise history (121.9 PPG), the best offensive rating in the NBA (121.3) and the league's eighth best defensive rating (111.8) in 2024-25.

The Cavs started the 2024-25 campaign 15-0, becoming the fourth team in NBA history to start a season with 15 straight wins. Cleveland also recorded 16 consecutive victories from February 5th to March 14th (longest winning streak in team history) and a 12-game win streak from December 13th to January 9th (4th longest winning streak in the NBA during the 2024-25 season). Atkinson's efforts were recognized with back-to-back Eastern Conference Coach of the Month honors in November and December, and he, along with his staff, earned the opportunity to coach at the 2025 NBA All-Star Game in San Francisco.

Prior to joining Cleveland, Atkinson spent three seasons as assistant coach with the Golden State Warriors, where he was part of a staff that helped the team capture the 2021-22 NBA Championship. He also served as an assistant coach with the French National Team that won a silver medal at the Paris 2024 Olympic Games.

Before his time with the Warriors, Atkinson was an assistant with the Los Angeles Clippers (2021-22), and head coach of the Brooklyn Nets, spending parts of four seasons (2016-2020). He ranks third all-time in Nets franchise history for games coached (308) and fourth in wins (118). After Brooklyn posted a 20-62 record in his first season, Atkinson led the Nets to an eight-win improvement in his second season. In 2018-19, Atkinson guided Brooklyn to a 42-40 record and their first postseason berth since 2015. The 14-win improvement represented the third-biggest increase in wins among all NBA teams that season, and Brooklyn's third straight season improving its win-loss record, marking the first time the Nets had done so in three or more consecutive seasons since 1990 to 1994.

His previous experience includes assistant coaching stops with Atlanta (2012-2016), New York (2008-2012), and one season as the director of player development in Houston (2007-08).

A native of Northport, New York, Atkinson has also held various coaching positions abroad, serving as director of player development and assistant coach for Paris Basket Racing Club in France (2004-06), director of player development and assistant coach for the National Team of the Republic of Georgia in the summer of 2006, assistant coach with the Ukraine National Team at the European Championships in 2011 and head coach of the Dominican Republic National Team in the 2015 FIBA Americas Championship held in Mexico City.

Atkinson also played professionally for 14 years (1990-2004), beginning his pro career in the CBA and USBL before competing for teams in France, Germany, Italy, Netherlands, and Spain. A standout collegiate player at the University of Richmond, Atkinson earned All-CAA First Team honors as a junior and senior, and helped lead the Spiders to a Sweet 16 appearance in the NCAA Tournament in 1988. He was also selected as the 1987 CAA Rookie of the Year. In 2010, Atkinson was inducted into the University of Richmond Hall of Fame.

Atkinson and his wife Laura have two children; Anthony and Annika.

KENNY ATKINSON NBA HEAD COACHING RECORD			
YEAR	TEAM	REGULAR SEASON	PLAYOFFS
2016-17	Brooklyn	20-62 (.244)	
2017-18	Brooklyn	28-54 (.341)	
2018-19	Brooklyn	42-40 (.512)	1-4 (.200)
2019-20	Brooklyn	28-34 (.452)	
2024-25	CLEVELAND	64-18 (.780)	TBD
TOTAL		182-208 (.467)	1-4 (.200)



JARRETT ALLEN

CENTER 31

8th Season in the NBA

Height: 6'11

Weight: 248

Birthdate: 04/21/98 (26)

Previous: Texas



LET EM KNOW.

PLAYOFFS 25
PHANTOM FIREWORK



2024-25 SEASON:

Appeared in all 82 games this season (all starts) for Cleveland, averaging 13.5 points and 9.7 rebounds while shooting an NBA-best .706 FG% in 28.0 minutes per game. His .706 FG% was also the highest FG% in a season in Cavaliers history.

- ☛ Became the 3rd player in NBA history to finish a season averaging 13.0+ PPG on .700+ FG% (Rudy Gobert and Wilt Chamberlain).
- ☛ He is the 1st player in NBA history to shoot .700+ FG% and .700+ FT% in a season.
- ☛ Chipped in 21 points on 10-11 (.909) shooting from the field, eight rebounds, one steal and one block in 32 minutes. **Allen became the first Cavs player in team history and the seventh NBA player in league history to have back-to-back games with 10+ FGM and .900+ FG%.** He joined Nikola Jokic, Rasheed Wallace, Shawn Kemp, Kevin McHale, Darryl Dawkins and Wilt Chamberlain).
- ☛ Finished with his team leading 39th double-double of the season with a team high 25 points on 11-12 (.917) shooting from the field, a team-high tying 12 rebounds, three assists and two steals in 31 minutes on March 30th vs. the L.A. Clippers. It was his 4th career game with at least 11 FGM and .900+ FG%, tying the 3rd-most games in NBA history with 11+ FGM on .900+ FG%.
- ☛ Recorded his team leading 38th DBL-DBL of the season with a season-high 29 PTS (19 PTS in the 4th quarter, 6-6 FG) on 10-11 (.909) shooting from the field, a game-high 16 REB, 1 STL and 1 BLK in 30 MIN on March 27th vs. San Antonio. **It was his 4th career game with at least 25 PTS, 15 REB and .900+ FG%, joining Wilt Chamberlain as the only players in NBA history to do that 4 or more times.**
- ☛ Recorded his team leading 34th DBL-DBL of the season with 25 PTS on 10-11 (.909) shooting from the field, a game-high 17 REB, 3 AST and 2 STL in 30 MIN on March 4 at CHI. **Allen joined Wilt Chamberlain (12) as the only players in NBA history to have 3+ games in their career with 25+ PTS, 15+ REB and .900+ FG%.**
- ☛ Contributed his 31st double-double of the season with 16 PTS on 8-9 (.889) shooting from the field, a season-high 20 REB, 1 STL and 1 BLK in 25 MIN on Feb. 20th at BKN. With his 1st rebound of the game, Allen grabbed his 5,000th career NBA rebound. **It was also his 7th career game with at least 20 REB**
- ☛ Recorded his 24th double-double of the season with 17 PTS on 7-11 shooting from the field, 13 REB, 3 AST, 3 BLK and 2 STL in 32 MIN on Jan. 22 at HOU. It was his 2nd career game with at least 17 PTS, 13 REB, 3 BLK and 2 STL.
- ☛ Finished with 25 PTS on 9-11 (.818) shooting from the field, 11 REB, 6 AST, 3 STL and 1 BLK in 32 MIN on Jan. 8th vs. OKC. **He became just the 10th player in NBA history with those numbers on .800+ FG%.**
- ☛ Contributed his 19th double-double of the season with a season-high 27 PTS on 12-14 (.857) shooting from the field, 14 REB, 3 BLK and 1 STL in 31 MIN on Dec. 31 at LAL. He became just the 3rd player in Cavaliers history to record 27+ PTS and 14+ REB on .857+ FG% (Brad Daugherty and Melvin Turpin).
- ☛ Chipped in 24 PTS, 10 REB, 3 AST, 3 STL and 2 BLK in 37 MIN on Nov. 15 vs. CHI.
- ☛ Recorded 20 PTS on 9-12 (.750) shooting from the field, a game-high 17 REB and 2 BLK in 31 MIN on Oct. 30 vs. LAL. It was his 27th game as a Cavalier with 15+ PTS and 15+ REB.
- ☛ Finished with 23 PTS on a perfect 10-10 shooting from the field, 5 REB, 1 STL and 2 BLK in 25 MIN on Oct. 26 at WAS.

PLAYOFF CAREER:

In four postseason appearances with Brooklyn and Cleveland, has career playoff averages of 11.7 points, 10.3 rebounds, 2.1 assists and 1.06 blocks in 31.1 minutes per contest in 18 playoff games (all starts)...has shot .620 from the field and .750 from the free-throw line...during the **2024 Playoffs**, appeared in four games (all starts), averaging 17.0 points, 13.8 rebounds, 1.3 assists, 1.25 steals and 1.00 blocks in 31.8 minutes...he finished with his fifth career playoff double-double with 16 points on 6-10 (.600) shooting from the field, a playoff career-high 20 rebounds (nine offensive rebounds), three assists, two steals and two blocks in 39 minutes on April 22nd vs. ORL. Allen's 20 rebounds were tied for the 2nd-most rebounds by a Cavalier in a playoff game in team history. Allen's nine offensive rebounds were also the second most offensive rebounds in a playoff game by a Cavalier. (Zydrunas Ilgauskas – 10 OREB on 6/12/07 vs San Antonio)...He also recorded his fourth career playoff double-double with 16 points on 6-10 (.600) shooting from the field, a playoff career-high 18 rebounds, two assists and two steals in 35 minutes in Game 1 vs. ORL on April 20th. Allen's 18 rebounds were tied for the fifth-most rebounds in a playoff game by a Cavalier...during the **2023 Playoffs**, appeared in five games (all starts), averaging 9.4 points, 7.4 rebounds, 2.4 assists and 1.00 blocks in 38.2 minutes...recorded one postseason double-double with 14 points, 14 rebounds and four assists in 43 minutes on April 15 vs. NYK...chipped in 14 points, four rebounds and one steal in 40 minutes on April 23 vs. NYK...**2020 Playoffs**, appeared in four playoff games (all starts) against Toronto in the First Round, averaging 10.3 points, 14.8 rebounds, 2.3 assists and 1.8 blocks in 33.1 minutes per game...in the **2019 Playoffs**, played in five games (all starts) against Philadelphia in the First Round...averaged 11.0 points on .594 shooting, 6.8 rebounds and 2.2 assists in 22.0 minutes per game...scored a playoff career-high 21 points, including shooting 7-of-7 from the free-throw line, to go with eight rebounds, four assists and two steals in 32 minutes in Game 4 on 4/20...also scored in double figures in Game 3 on 4/18, posting 15 points, six rebounds and two assists in 21 minutes.

	2024-25 HIGHS	CAREER HIGHS	POSTSEASON HIGHS
Points	29 vs. SAS 3/27/25	33 vs. MIN 3/8/24	21 2 times
Field Goals Made	12 at LAL 12/31/24	15 vs. MIL 12/29/23	8 at ORL 4/27/24
Field Goals Attempted	15 vs. CHI 11/15/24	20 3 times	11 3 times
Three Point Field Goals Made	--	2 at DET 10/17/18	--
Three Point FG Attempted	1 5 times	3 2 times	--
Free Throws Made	9 3 times	15 vs. MIN 3/8/24	7 2 times
Free Throws Attempted	11 2 times	21 vs. MIN 3/8/24	9 vs. PHI 4/18/19
Offensive Rebounds	7 2 times	11 at CHA 2/4/22	9 vs. ORL 4/22/24
Defensive Rebounds	14 3 times	18 2 times	15 vs. ORL 4/20/24
Total Rebounds	20 at BKN 2/20/25	24 at HOU 1/16/19	20 vs. ORL 4/22/24
Assists	6 4 times	8 vs. SAC 8/7/20	5 at TOR 8/19/20
Steals	5 at CHA 3/7/25	5 at CHA 3/7/25	3 vs. NYK 4/18/23
Blocks	4 at TOR 10/23/24	6 2 times	3 3 times
Minutes Played	37 vs. CHI 11/15/24	46 vs. MIN 3/8/24	43 vs. NYK 4/15/23



Jarrett Allen - NBA Regular Season Statistics

SEASON	TEAM	GP	GS	MIN	FG	FGA	FG%	3PM	3PA	3P%	FT	FTA	FT%	OR	DR	TOT	A	ST	TO	BS	PTS	PPG
2017-18	BKN	72	31	1,441	234	397	.589	5	15	.333	114	147	.776	144	244	388	49	28	82	88	587	8.2
2018-19	BKN	80	80	2,096	335	568	.590	6	45	.133	197	278	.709	191	481	672	110	43	103	120	873	10.9
2019-20	BKN	70	64	1,852	302	465	.649	0	6	.000	171	270	.633	216	455	671	110	40	77	92	775	11.1
2020-21	BKN	12	5	320	44	65	.677	0	0	.000	46	61	.754	38	87	125	20	7	22	19	134	11.2
Went from BKN to CLE.																						
2020-21	CLE	51	40	1,544	254	417	.609	6	19	.316	158	229	.690	158	348	506	86	25	78	71	672	13.2
2020-21	TOT	63	45	1,863	298	482	.618	6	19	.316	204	290	.703	196	435	631	106	32	100	90	806	12.8
2021-22	CLE	56	56	1,810	369	545	.677	1	10	.100	165	233	.708	192	410	602	92	44	94	75	904	16.1
2022-23	CLE	68	68	2,220	403	626	.644	1	10	.100	162	221	.733	221	445	666	113	54	93	84	969	14.3
2023-24	CLE	77	77	2,442	519	819	.634	0	6	.000	233	314	.742	243	568	811	210	53	121	81	1,271	16.5
2024-25	CLE	82	82	2,296	452	640	.706	0	5	.000	199	277	.718	216	582	798	158	77	97	73	1,103	13.5
TOTALS		568	503	16,021	2,912	4,542	.641	19	116	.164	1,445	2,030	.712	1,619	3,620	5,239	948	371	767	703	7,288	12.8
AVERAGE		--	--	28.2	5.1	8.0	--	0.0	0.2	--	2.5	3.6	--	2.9	6.4	9.2	1.7	0.7	1.4	1.2	12.8	--

Jarrett Allen - NBA Postseason Statistics

SEASON	TEAM	GP	GS	MIN	FG	FGA	FG%	3PM	3PA	3P%	FT	FTA	FT%	OR	DR	TOT	A	ST	TO	BS	PTS	PPG
2018-19	BKN	5	5	110	19	32	.594	0	0	.000	17	20	.850	15	19	34	11	3	8	3	55	11.0
2019-20	BKN	4	4	132	14	24	.583	0	0	.000	13	16	.813	17	42	59	9	2	11	7	41	10.3
2022-23	CLE	5	5	191	22	36	.611	0	0	.000	3	6	.500	15	22	37	12	4	3	5	47	9.4
2023-24	CLE	4	4	127	25	37	.676	0	0	.000	18	26	.692	15	40	55	5	5	5	4	68	17.0
TOTALS		18	18	560	80	129	.620	0	0	.000	51	68	.750	62	123	185	37	14	27	19	211	11.7
AVERAGE		--	--	31.1	4.4	7.2	--	0.0	0.0	--	2.8	3.8	--	3.4	6.8	10.3	2.1	0.8	1.5	1.1	11.7	--





EMONI BATES

FORWARD 21

2nd Season in the NBA

Height: 6'9

Weight: 202

Birthdate: 01/28/04 (21)

Previous: E. Michigan



LET EM KNOW.



2024-25 SEASON:

Appeared in 10 games with Cleveland this season.

- 🏆 Finished with a career-high 25 points, including seven three-pointers made in 42 minutes on April 13th vs. IND.
- 🏆 Appeared in 23 regular season games in the NBA G League for the Cleveland Charge, averaging 17.6 points, 5.6 rebounds and 2.2 assists in 31.0 minutes.

	2024-25 HIGHS	CAREER HIGHS	POSTSEASON HIGHS
Points	25 vs. IND 4/13/25	25 vs. IND 4/13/25	--
Field Goals Made	9 vs. IND 4/13/25	9 vs. IND 4/13/25	--
Field Goals Attempted	19 vs. IND 4/13/25	19 vs. IND 4/13/25	--
Three Point Field Goals Made	7 vs. IND 4/13/25	7 vs. IND 4/13/25	--
Three Point FG Attempted	15 vs. IND 4/13/25	15 vs. IND 4/13/25	--
Free Throws Made	--	1 vs. NYK 10/31/23	--
Free Throws Attempted	--	2 2 times	--
Offensive Rebounds	--	1 vs. NYK 10/31/23	--
Defensive Rebounds	6 vs. IND 4/13/25	6 vs. IND 4/13/25	--
Total Rebounds	6 vs. IND 4/13/25	6 2 times	--
Assists	2 3 times	3 2 times	--
Steals	1 at TOR 2/12/25	1 2 times	--
Blocks	1 vs. IND 4/13/25	1 3 times	--
Minutes Played	42 vs. IND 4/13/25	42 vs. IND 4/13/25	--

Emoni Bates - NBA Regular Season Statistics

SEASON	TEAM	GP	GS	MIN	FG	FGA	FG%	3PM	3PA	3P%	FT	FTA	FT%	OR	DR	TOT	A	ST	TO	BS	PTS	PPG
2023-24	CLE	15	0	133	15	49	.306	10	33	.303	1	4	.250	1	13	14	10	1	8	2	41	2.7
2024-25	CLE	10	0	75	13	38	.342	11	30	.367	0	0	.000	0	7	7	8	1	2	1	37	3.7
TOTALS		25	0	208	28	87	.322	21	63	.333	1	4	.250	1	20	21	18	2	10	3	78	3.1
AVERAGE		--	--	8.3	1.1	3.5	--	0.8	2.5	--	0.0	0.2	--	0.0	0.8	0.8	0.7	0.1	0.4	0.1	3.1	--



DARIUS GARLAND

GUARD 10

6th Season in the NBA

Height: 6'1

Weight: 186

Birthdate: 01/26/00 (25)

Previous: Vanderbilt



LET EM KNOW.

PLAYOFFS 25
PHANTOM FIREWORK



2024-25 SEASON:

Appeared in 75 games (all starts) with Cleveland, his highest games played in a season in his career.

- ✓ Averaged 20.6 points, 6.7 assists, 2.9 rebounds and 1.21 steals in a career low 30.7 minutes. He also shot a career-best .472 FG% and .401 3FG%, his second time in his career shooting .400+ from the three-point line (.410 3FG% in 2021-22).
- ✓ Was selected as an NBA All-Star for the 2nd time in his career, representing the Cavaliers at the 2025 NBA-All Star Weekend in San Francisco. He also participated in the 3-point contest at All-Star Weekend.
- ✓ Recorded seven double-doubles on the season. Scored 10+ points in 71 games, 20+ points on 40 occasions, 30+ points on five occasions and 40+ points once.
- ✓ Finished the season as the only player in the Eastern Conference to average 20.0+ PPG, 6.0+ RPG, 1.0 SPG and .400+ 3FG%.
- ✓ Made 212 three-pointers on the year, marking his most triples made in a season and third most three-pointers made in Cavs history. He and Donovan Mitchell became the first set of Cavs teammates to have 200+ 3-pointers made in the same season.
- ✓ Contributed 25 PTS, including 4-7 (.571) shooting from the 3-point line, 5 AST, 3 REB and 1 BLK in 31 MIN on Feb. 5 at DET. **He hit a GAME WINNING 31 FT. 3-pointer as time expired to help give the Cavs a 118-115 win. It was Garland's first career game-winning shot with time expiring**
- ✓ Recorded a game-high 39 PTS on 14-22 (.636) shooting from the field, including 4-7 (.571) shooting from the three-point line, a team-high 9 AST and 3 REB in 36 MIN on Jan. 25 vs. HOU
- ✓ Finished with 29 PTS, including 5-10 (.500) shooting from the 3-point line and a perfect 8-8 shooting from the free throw line, 6 AST and 5 REB in 33 MIN on Jan. 18 at MIN.
- ✓ Finished with a near double-double with a season-high 40 points on 14-22 (.636) shooting from the field, including 4-7 (.571) shooting from the three-point line, a game-high nine assists and two steals in 36 minutes on Jan. 9th vs. TOR. Garland recorded 40+ points for the fifth time in his NBA career.
- ✓ Recorded his 4th double-double of the season with 14 PTS, a season-high 14 AST, 2 STL and 1 BLK in 32 MIN on Dec. 31 at LAL. It was the 7th time in his career dishing out 14+ AST and it was his most assists in a game in 32 or fewer minutes played
- ✓ Tallied 25 points, including 9-9 shooting from the free throw line, a game-high tying 12 assists and five rebounds in 30 minutes on Nov. 17 vs. CHA.
- ✓ Finished with 29 PTS, including 4-7 (.571 3FG%) shooting from the 3-point line, 9 AST, 3 REB and 1 STL in 34 MIN on Nov. 15 vs. CHI.
- ✓ Recorded 27 points, six assists, three rebounds and three steals in 30 minutes on Nov. 8 vs. GSW. With his third assist of the night, passes Kyrie Irving and Fouts Walker for 5th on the Cavs all-time assists list.
- ✓ Finished with a game-high 39 points on 15-22 (.682) shooting from the field, including 7-11 (.636) shooting from beyond the arc, a game-high eight assists and two rebounds in 35 minutes. Garland became just the 5th player in Cavs history to reach these numbers in a single game, joining LeBron James (3 times), Mo Williams, Kyrie Irving and Donovan Mitchell...Garland is just the 2nd Cavalier ever to record 39+ PTS on .680+ FG% with 7+ 3FGM (Mo Williams, 2/11/09 vs. PHX).
- ✓ Recorded 34 PTS on 12-19 (.632) shooting from the field, including 5-8 (.625) shooting from the 3-point line, 3 AST, 3 REB, 2 STL and 2 BLK in 33 MIN on Oct. 28 at NYK. Garland scored 15 of his points in the 4th quarter on 5-7 (.714) shooting from the field.
- ✓ Tallied his first double-double of the season with 12 PTS and 10 AST in 22 MIN on Oct. 30 vs. LAL.

PLAYOFF CAREER:

Has played in 17 career postseason games with the Cavaliers...during the **2024 Playoffs**, appeared in 12 games, averaging 15.7 points, 5.8 assists, 3.5 rebounds and 1.08 steals in 36.0 minutes. Recorded 30 points, seven assists, three rebounds and two steals in 40 minutes on May 13th, 2024...During the **2023 Playoffs**, appeared in five games (all starts) with the Cavaliers, averaging 20.6 points, 5.0 assists, 1.80 rebounds and 1.60 steals in 37.8 minutes in a first round series against the New York Knicks...tallied a playoff career-high 32 points, seven assists and three rebounds on April 18 vs. NYK...recorded his first postseason double-double with 23 points, 10 assists and two rebounds in 36 minutes on April 23 at NYK.

	2024-25 HIGHS	CAREER HIGHS	POSTSEASON HIGHS
Points	40 vs. TOR 1/9/25	51 vs. MIN 11/13/22	32 vs. NYK 4/18/23
Field Goals Made	15 vs. MIL 11/4/24	16 2 times	12 vs. BOS 5/13/24
Field Goals Attempted	24 vs. BKN 3/11/25	31 vs. MIN 11/13/22	27 vs. BOS 5/13/24
Three Point Field Goals Made	7 vs. MIL 11/4/24	10 vs. MIN 11/13/22	6 vs. NYK 4/18/23
Three Point FG Attempted	11 7 times	15 vs. MIN 11/13/22	13 vs. BOS 5/13/24
Free Throws Made	9 3 times	15 at MIA 3/11/22	10 vs. NYK 4/18/23
Free Throws Attempted	10 vs. WAS 12/13/24	16 at MIA 3/11/22	11 vs. NYK 4/18/23
Offensive Rebounds	3 2 times	4 at IND 3/18/24	1 vs. ORL 4/30/24
Defensive Rebounds	7 at UTA 3/23/25	10 at UTA 1/12/22	7 2 times
Total Rebounds	7 at UTA 3/23/25	10 at UTA 1/12/22	7 2 times
Assists	14 at LAL 12/31/24	19 at PHI 3/4/22	10 at NYK 4/23/23
Steals	4 4 times	5 4 times	4 2 times
Blocks	2 at NYK 10/28/24	2 2 times	1 3 times
Minutes Played	39 vs. POR 3/2/25	48 vs. CHA 11/18/22	44 at BOS 5/15/24



Darius Garland - NBA Regular Season Statistics

SEASON	TEAM	GP	GS	MIN	FG	FGA	FG%	3PM	3PA	3P%	FT	FTA	FT%	OR	DR	TOT	A	ST	TO	BS	PTS	PPG
2019-20	CLE	59	59	1,824	280	699	.401	105	296	.355	63	72	.875	27	84	111	229	42	151	4	728	12.3
2020-21	CLE	54	50	1,790	362	802	.451	105	266	.395	112	132	.848	23	106	129	329	66	164	6	941	17.4
2021-22	CLE	68	68	2,430	542	1,173	.462	174	454	.383	215	241	.892	39	185	224	583	89	248	7	1,473	21.7
2022-23	CLE	69	69	2,447	522	1,129	.462	169	412	.410	277	321	.863	28	157	185	538	85	199	9	1,490	21.6
2023-24	CLE	57	57	1,901	375	841	.446	132	356	.371	146	175	.834	30	122	152	373	74	176	7	1,028	18.0
2024-25	CLE	75	75	2,301	554	1,174	.472	212	529	.401	224	255	.878	47	167	214	506	91	189	11	1,544	20.6
TOTALS		382	378	12,693	2,635	5,818	.453	897	2,313	.388	1,037	1,196	.867	194	821	1,015	2,558	447	1,127	44	7,204	18.9
AVERAGE		--	--	33.2	6.9	15.2	--	2.3	6.1	--	2.7	3.1	--	0.5	2.1	2.7	6.7	1.2	3.0	0.1	18.9	--

Darius Garland - NBA Postseason Statistics

SEASON	TEAM	GP	GS	MIN	FG	FGA	FG%	3PM	3PA	3P%	FT	FTA	FT%	OR	DR	TOT	A	ST	TO	BS	PTS	PPG
2022-23	CLE	5	5	189	35	80	.438	12	31	.387	21	25	.840	0	9	9	25	8	18	1	103	20.6
2023-24	CLE	12	12	432	73	171	.427	25	71	.352	17	21	.810	1	42	43	69	13	27	2	188	15.7
TOTALS		17	17	620	108	251	.430	37	102	.363	38	46	.826	1	51	52	94	21	45	3	291	17.1
AVERAGE		--	--	36.5	6.4	14.8	--	2.2	6.0	--	2.2	2.7	--	0.1	3.0	3.1	5.5	1.2	2.6	0.2	17.1	--





JAVONTE GREEN

GUARD/FORWARD 8

6th Season in the NBA

Height: 6'4

Weight: 220

Birthdate: 07/23/93 (31)

Previous: Radford



LET EM KNOW.

PLAYOFFS 25
PHANTOM FIREWORKS



2024-25 SEASON:

Appeared in 68 games for New Orleans (50 games) and Cleveland (18 games) this past season.

- Contributed 11 PTS on 4-5 (.800) shooting from the field, including 2-3 (.667) shooting from beyond the arc, 6 REB and 2 AST in 18 MIN off the bench on March 4th at CHI.
- Finished with four points in his first game played with the Cavaliers on Feb. 25 at ORL.
- Chipped in a season-high 15 points on 6-9 (.667) shooting from the field, four rebounds, two assists, one steal and one block in 20 minutes on Nov. 22nd vs. Golden State.
- Recorded 14 points on 5-9 (.556) shooting from the field, five rebounds and one block in 30 minutes on Nov. 19th at Dallas.

PLAYOFF CAREER:

Has appeared in six postseason games in his career, including one game with the Celtics in 2020 and five games with the Bulls in 2022.

	2024-25 HIGHS	CAREER HIGHS	POSTSEASON HIGHS
Points	15 vs. GSW 11/22/24	25 vs. NYK 4/5/24	3 2 times
Field Goals Made	6 vs. GSW 11/22/24	10 3 times	1 4 times
Field Goals Attempted	12 vs. IND 4/13/25	17 vs. WAS 8/13/20	8 at MIL 4/27/22
Three Point Field Goals Made	3 vs. DAL 1/15/25	3 6 times	1 vs. PHI 8/19/20
Three Point FG Attempted	8 at MEM 3/14/25	9 vs. WAS 8/13/20	5 at MIL 4/27/22
Free Throws Made	6 vs. BOS 1/31/25	7 at TOR 2/3/22	1 at MIL 4/27/22
Free Throws Attempted	7 vs. BOS 1/31/25	8 2 times	2 at MIL 4/27/22
Offensive Rebounds	4 at ATL 12/2/24	6 at DEN 11/19/21	4 vs. MIL 4/24/22
Defensive Rebounds	7 vs. SAC 2/13/25	8 3 times	4 at MIL 4/20/22
Total Rebounds	7 5 times	13 vs. NYK 4/5/24	5 at MIL 4/20/22
Assists	6 at PHI 1/10/25	6 at PHI 1/10/25	2 at MIL 4/27/22
Steals	5 vs. SAC 2/13/25	5 vs. SAC 2/13/25	7 at MIL 4/27/22
Blocks	3 at PHI 1/10/25	3 3 times	--
Minutes Played	34 vs. SAC 2/13/25	40 at MIN 4/10/22	27 at MIL 4/27/22

Javonte Green - NBA Regular Season Statistics

SEASON	TEAM	GP	GS	MIN	FG	FGA	FG%	3PM	3PA	3P%	FT	FTA	FT%	OR	DR	TOT	A	ST	TO	BS	PTS	PPG
2019-20	BOS	48	2	468	63	126	.500	9	33	.273	28	42	.667	24	69	93	26	24	23	8	163	3.4
2020-21	BOS	26	2	345	39	71	.549	7	22	.318	20	30	.667	24	32	52	11	18	13	2	105	4.0
Went from BOS to CHI.																						
2020-21	CHI	15	0	128	14	31	.452	3	8	.375	10	10	1.000	6	13	19	6	10	6	4	41	2.7
2020-21	TOT	41	2	473	53	102	.520	10	30	.333	30	40	.750	26	45	71	17	28	19	6	146	3.6
2021-22	CHI	65	45	1,519	176	325	.542	36	101	.356	80	96	.833	91	185	276	60	67	30	32	468	7.2
2022-23	CHI	32	1	480	61	108	.565	13	35	.371	30	45	.667	27	61	88	23	24	20	21	165	5.2
2023-24	CHI	9	5	230	45	75	.600	10	27	.370	10	13	.769	20	47	67	5	10	7	8	110	12.2
2024-25	NOP	50	18	1,092	100	224	.446	38	108	.352	50	66	.758	49	129	178	45	55	28	30	288	5.8
Went from NOP to CLE.																						
2024-25	CLE	18	1	166	23	63	.365	8	33	.242	5	10	.500	10	30	40	11	10	4	1	59	3.3
2024-25	TOT	68	19	1,257	123	287	.429	46	141	.326	55	76	.724	59	159	218	56	65	32	31	347	5.1
TOTALS		263	74	4,429	521	1,023	.509	124	367	.338	233	312	.747	247	566	813	187	218	131	106	1,399	5.3
AVERAGE		--	--	16.8	2.0	3.9	--	0.5	1.4	--	0.9	1.2	--	0.9	2.2	3.1	0.7	0.8	0.5	0.4	5.3	--

Javonte Green - NBA Postseason Statistics

SEASON	TEAM	GP	GS	MIN	FG	FGA	FG%	3PM	3PA	3P%	FT	FTA	FT%	OR	DR	TOT	A	ST	TO	BS	PTS	PPG
2019-20	BOS	1	0	6	1	2	.500	1	2	.500	0	0	.000	0	1	1	0	0	0	0	3	3.0
2021-22	CHI	5	1	72	3	17	.176	0	6	.000	1	2	.500	8	7	15	2	9	4	0	7	1.4
TOTALS		6	1	77	4	19	.211	1	8	.125	1	2	.500	8	8	16	2	9	4	0	10	1.7
AVERAGE		--	--	12.9	0.7	3.2	--	0.2	1.3	--	0.2	0.3	--	1.3	1.3	2.7	0.3	1.5	0.7	0.0	1.7	--



DE'ANDRE HUNTER

SMALL FORWARD 12

6th Season in the NBA

Height: 6'8

Weight: 221

Birthdate: 12/02/97 (27)

Previous: Virginia



LET EM KNOW.



2024-25 SEASON:

Appeared in 64 games for Cleveland (27 games, five starts) and Atlanta (37 games, four starts) this season.

- Averages a career-high 17.0 points and 4.0 rebounds in 27.2 minutes per game. Scores in double figures 55 times, 20+ points on 23 occasions and 30+ points in two different games.
- Led the NBA in scoring average off the bench this season (16.9 PPG off the bench).
- Finished with a game-high 32 points on 8-15 (.533) shooting from the field, including 5-9 (.556) shooting from the three-point line, seven rebounds and one steal in 32 minutes on March 2nd vs. Portland. This was his 3rd time in his NBA career scoring 30 points or more and first time as a Cavalier.
- Chipped in 16 points on 6-7 (.857) shooting including 4-4 shooting from the 3-point line in 19 minutes off the bench on Feb. 21 vs. NYK.
- Finished with a career-high 35 PTS (12-21 FG, 4-8 3FG), against Minnesota on Jan. 27th, tying the NBA-high this season for points in a game off the bench.
- Scored 15 or more points in 16-straight games from Nov. 22-Jan. 1, the longest such streak of his career.
- Chipped in 27 PTS on 9-15 (.600) shooting from the field, including 4-8 (.500) shooting from the 3-point line, 6 REB and 1 STL in 36 MIN on Dec. 19 at SAS.
- Recorded a double-double with 22 points, including 6-11 shooting from the three-point line, 10 rebounds, five assists and two steals in 39 minutes on Feb. 5 vs. SAS.
- Chipped in 26 PTS, including 5-7 shooting from the three-point line, three rebounds, two assists and two steals in 34 minutes on Dec. 6 vs LAL.

PLAYOFF CAREER:

Has seen action in 16 career playoff games (all starts) across three postseason runs for the Atlanta Hawks, averaging 16.3 ppg and 4.6 rpg in 34.4 mpg (.480 FG%, .400 3FG%, .783 FT%) • **During the 2023 postseason**, appeared in all six of Atlanta's opening round contests against the No. 2-seeded Boston Celtics, notching 16.7 ppg, 5.7 rpg and 1.2 apg in 37.3 mpg (.459 FG%, .368 3FG%, .800 FT%)...Recorded his second playoff career double-double on 4/18 at Boston, grabbing a playoff career-high 12 rebounds, to go along with 18 points and three assists in 38 minutes of play...**In the 2022 NBA Playoffs**, appeared in all five games (all starts), tallying a team-best 21.2 ppg and 3.8 rpg in 35.0 mpg (.557 FG%, .462 3FG%, .800 FT%) • Improved his scoring output in each game: 4/17 (14 points), 4/19 (16 points), 4/22 (17 points), 4/24 (24 points), 4/26 (35 points)...Connected on at least six field goals in each playoff contest, while shooting .500%-or-better from the floor in four of his five games...Knocked down multiple three-pointers in four of his five contest...In Game 5 of the First Round of the Eastern Conference Playoffs against Miami, poured in a career-high (regular season and postseason) 35 points on 11-21 shooting from the field, in addition to 11 rebounds, two assists and three steals in 43 minutes ...In 2021, appeared in five postseason games (all starts, all in Atlanta's 4-1 victory over NYK in the first round), averaging 10.8 points and 4.0 rebounds in 30.4 minutes • Recorded three games with 10-or-more points.

	2024-25 HIGHS	CAREER HIGHS	POSTSEASON HIGHS
Points	35 at MIN 1/27/25	35 at MIN 1/27/25	35 at MIA 4/26/22
Field Goals Made	12 at MIN 1/27/25	13 at MIL 1/24/21	11 2 times
Field Goals Attempted	21 at MIN 1/27/25	23 vs. MIA 4/9/24	21 at MIA 4/26/22
Three Point Field Goals Made	6 vs. SAS 2/5/25	6 5 times	4 2 times
Three Point FG Attempted	11 2 times	11 3 times	9 at BOS 4/18/23
Free Throws Made	12 at CLE 1/30/25	12 at CLE 1/30/25	10 at MIA 4/26/22
Free Throws Attempted	12 2 times	14 vs. TOR 11/19/22	11 2 times
Offensive Rebounds	4 at IND 2/1/25	4 at IND 2/1/25	4 at BOS 4/18/23
Defensive Rebounds	10 at IND 4/10/25	11 2 times	10 at MIA 4/26/22
Total Rebounds	11 at IND 4/10/25	13 vs. BOS 3/28/24	12 at BOS 4/18/23
Assists	5 vs. SAS 2/5/25	5 4 times	3 at BOS 4/18/23
Steals	4 at GSW 11/20/24	6 at PHX 11/14/19	3 at MIA 4/26/22
Blocks	2 vs. SAC 4/6/25	3 at MIA 1/14/22	1 6 times
Minutes Played	39 vs. SAS 2/5/25	48 vs. NYK 2/9/20	43 at MIA 4/26/22

De'Andre Hunter - NBA Regular Season Statistics

SEASON	TEAM	GP	GS	MIN	FG	FGA	FG%	3PM	3PA	3P%	FT	FTA	FT%	OR	DR	TOT	A	ST	TO	BS	PTS	PPG
2019-20	ATL	63	62	2,018	280	683	.410	108	304	.355	110	144	.764	44	242	286	112	44	103	18	778	12.3
2020-21	ATL	23	19	678	120	248	.484	31	95	.326	73	85	.859	17	93	110	44	19	29	12	344	15.0
2021-22	ATL	53	52	1,577	254	575	.442	74	195	.379	127	166	.765	26	150	176	68	36	69	21	709	13.4
2022-23	ATL	67	67	2,126	379	822	.461	100	286	.350	171	207	.826	46	238	284	94	35	82	17	1,029	15.4
2023-24	ATL	57	37	1,681	304	663	.459	117	304	.385	166	196	.847	31	191	222	87	40	83	16	891	15.6
2024-25	ATL	37	4	1,064	227	492	.461	97	247	.393	151	176	.858	27	118	145	57	31	59	5	702	19.0
Went from ATL to CLE.																						
2024-25	CLE	27	5	676	131	270	.485	60	141	.426	64	78	.821	17	96	113	35	19	23	8	386	14.3
2024-25	TOT	64	9	1,739	358	762	.470	157	388	.405	215	254	.846	44	214	258	92	50	82	13	1,088	17.0
TOTALS		327	246	9,820	1,695	3,753	.452	587	1,572	.373	862	1,052	.819	208	1,128	1,336	497	224	448	97	4,839	14.8
AVERAGE		--	--	30.0	5.2	11.5	--	1.8	4.8	--	2.6	3.2	--	0.6	3.4	4.1	1.5	0.7	1.4	0.3	14.8	--



De'Andre Hunter - NBA Postseason Statistics

SEASON	TEAM	GP	GS	MIN	FG	FGA	FG%	3PM	3PA	3P%	FT	FTA	FT%	OR	DR	TOT	A	ST	TO	BS	PTS	PPG
2020-21	ATL	5	5	152	18	45	.400	6	16	.375	12	16	.750	2	18	20	3	1	7	3	54	10.8
2021-22	ATL	5	5	175	39	70	.557	12	26	.462	16	20	.800	2	17	19	3	4	11	1	106	21.2
2022-23	ATL	6	6	224	39	85	.459	14	38	.368	8	10	.800	7	27	34	7	4	9	2	100	16.7
TOTALS		16	16	551	96	200	.480	32	80	.400	36	46	.783	11	62	73	13	9	27	6	260	16.3
AVERAGE		--	--	34.4	6.0	12.5	--	2.0	5.0	--	2.2	2.9	--	0.7	3.9	4.6	0.8	0.6	1.7	0.4	16.2	--





TY JEROME

GUARD 2

6th Season in the NBA

Height: 6'5

Weight: 200

Birthdate: 07/08/97 (27)

Previous: Virginia



LET EM KNOW.

PLAYOFFS 25
PHANTOM FIREWORKS



2024-25 SEASON:

Appeared in a career-high 70 games (3 starts) with Cleveland.

- ✓ Averaged a career-high 12.5 points, 3.4 assists, 2.5 rebounds, a career-high 1.11 steals and shot a career-best .516 FG%, a career-best, .439 3FG% and .872 FT% in 19.9 minutes.
- ✓ Scored in double figures in 43 games, 20+ points on 13 occasions and 30+ points once.
- ✓ Finished as the only reserve in the NBA this season averaging 10.0+ PPG, 3.0+ APG, .500+ FG% and .400+ 3FG% (min. 25 games played off the bench).
- ✓ He was the only player in the NBA this season to average 12.0+ PPG and play less than 20.0 MPG.
- ✓ He was the **first player in NBA history** to average 11.0+ PPG, 1.0+ SPG and shooting .500+ FG%, .400+ 3FG% and .850+ FT% off the bench in a season.
- ✓ Jerome is **1 of 2 players in NBA history** (min. 20 games) to average 11.0+ PPG and 1.0+ SPG in fewer than 20 MPG off the bench.
- ✓ Finished with 25 PTS on 9-15 (.600) shooting from the field, including 4-5 (.800) shooting from the 3-point line, 3 AST and 2 REB in 21 MIN off the bench on March 25 at POR. It was his 6th game this season with at least 25 PTS
- ✓ Recorded 25 points, including 2-4 (.500) shooting from the three-point line, five rebounds, six assists and a career-high six steals in 36 minutes off the bench on March 2nd vs. Portland. Jerome recorded 20+ points for the 10th time this season. Jerome became just the 2nd player in NBA history to put up these numbers off the bench, joining Golden State's Gus Williams (27 PTS, 5 REB, 7 AST, 7 STL) on Dec. 7, 1975 vs. Seattle.
- ✓ Recorded 26 PTS on 9-16 (.563) shooting from the field, 5 REB, 4 AST and 1 STL in 23 MIN off the bench on Feb. 23rd vs. MEM. **He scored 15 of his PTS in the 4th Q, his most PTS in a 4th Q in his career.** It was his 4th career game with at least 26 PTS.
- ✓ Tallied 20 PTS on 9-18 (.500) shooting from the field, a team-high 7 AST, 3 REB and 1 STL in 30 MIN off the bench on Jan. 29 at MIA.
- ✓ Contributed 15 PTS on 7-11 (.636) shooting from the field, 3 AST and 2 REB in 23 MIN off the bench on Jan 27th vs. DET.
- ✓ Recorded a career-high 33 PTS on 11-14 (.786) shooting from the field, and a perfect 8-8 shooting from the 3-point line to go with 3 REB, 3 AST and 2 STL in 33 MIN off the bench on Jan. 24 at PHI. **He became the 11th player in NBA history and 1st player in Cavs history to finish a game 8-8 or better from the 3-point line.**
- ✓ Chipped in 15 PTS on 6-7 (.857) shooting from the field, 2 REB and 2 STL in 12 MIN off the bench on Jan. 8 vs. OKC. **Jerome became just the 2nd Cavalier in team history to score 15+ PTS in 12 or fewer minutes (Stewart Granger, 16 PTS in 10 MIN on March 7th, 1984).**
- ✓ Chipped in 26 points, including 4-8 (.500) shooting from the 3-point line, five assists, three rebounds, a career-high four steals and one block in 28 minutes off the bench on Nov. 24 vs. TOR. It was the first time in his NBA career with back-to-back games of 20+ points.
- ✓ Recorded a career-high 29 points on 10-19 (.526) shooting from the field, including 7-12 (.583) shooting from the three-point line and three rebounds in 29 minutes on Nov. 20 vs. NOP...Jerome recorded 27 of his points on 9-15 (.600) shooting from the field, including 7-10 (.700) shooting from the three-point line in the first half. He is just the 4th Cavs player in franchise history to make 7 three pointers in a single half. (Kevin Love - 8 3FG on Nov. 23, 2016 vs. POR, C.J. Miles - 8 3FG on Jan. 7, 2014 vs. PHI, JR Smith - 7 3FG on Apr. 5, 2016 at MIL).
- ✓ Finished with a career-high tying 24 points on 9-15 (.600) shooting from the field, a career-high tying eight assists and two rebounds in 32 minutes during his first career start as a Cavalier on Nov. 17 vs. CHA.
- ✓ Contributed 20 PTS on 7-8 (.875) shooting from the field and 3 AST in 21 MIN off the bench on Nov. 8 vs. GSW.
- ✓ Scored in double figures in 4 of his first 5 games of the season, including a season-high 14 PTS in 3 different games (Oct. 23 at TOR, Oct. 26 at WAS and Oct. 30 vs. LAL).

PLAYOFF CAREER:

Jerome has never appeared in a playoff game in his NBA career.

	2024-25 HIGHS	CAREER HIGHS	POSTSEASON HIGHS
Points	33 at PHI 1/24/25	33 at PHI 1/24/25	--
Field Goals Made	11 at PHI 1/24/25	11 at PHI 1/24/25	--
Field Goals Attempted	19 vs. NOP 11/20/24	22 at PHX 12/29/21	--
Three Point Field Goals Made	8 at PHI 1/24/25	8 at PHI 1/24/25	--
Three Point FG Attempted	12 vs. NOP 11/20/24	12 2 times	--
Free Throws Made	9 at CHI 3/4/25	9 at CHI 3/4/25	--
Free Throws Attempted	9 at CHI 3/4/25	9 at CHI 3/4/25	--
Offensive Rebounds	3 at CHA 12/7/24	5 at PHX 12/29/21	--
Defensive Rebounds	6 vs. ORL 11/1/24	7 vs. UTA 12/28/22	--
Total Rebounds	6 2 times	8 at PHX 12/29/21	--
Assists	8 vs. CHA 11/17/24	8 3 times	--
Steals	6 vs. POR 3/2/25	6 vs. POR 3/2/25	--
Blocks	1 3 times	2 2 times	--
Minutes Played	35 vs. POR 3/2/25	41 at CLE 1/20/23	--



Ty Jerome - NBA Regular Season Statistics

SEASON	TEAM	GP	GS	MIN	FG	FGA	FG%	3PM	3PA	3P%	FT	FTA	FT%	OR	DR	TOT	A	ST	TO	BS	PTS	PPG
2019-20	PHX	31	0	328	38	113	.336	14	50	.280	12	16	.750	7	39	46	44	15	18	3	102	3.3
2020-21	OKC	33	1	788	128	287	.446	71	168	.423	26	34	.765	10	81	91	120	20	47	6	353	10.7
2021-22	OKC	48	4	801	124	328	.378	54	186	.290	38	47	.809	19	59	78	109	30	37	5	340	7.1
2022-23	GSW	45	2	816	118	242	.488	35	90	.389	38	41	.927	7	71	78	135	23	30	5	309	6.9
2023-24	CLE	2	0	15	2	4	.500	0	1	.000	0	0	.000	1	0	1	3	0	1	0	4	2.0
2024-25	CLE	70	3	1,393	319	618	.516	111	253	.439	129	148	.872	50	123	173	237	78	92	3	878	12.5
TOTALS		229	10	4,139	729	1,592	.458	285	748	.381	243	286	.850	94	373	467	648	166	225	22	1,986	8.7
AVERAGE		--	--	18.1	3.2	7.0	--	1.2	3.3	--	1.1	1.2	--	0.4	1.6	2.0	2.8	0.7	1.0	0.1	8.7	--





SAM MERRILL

GUARD 5

5th Season in the NBA

Height: 6'4

Weight: 205

Birthdate: 05/15/96 (28)

Previous: Utah State



LET EM KNOW.

PLAYOFFS 25
PHANTOM FIREWORK



2024-25 SEASON:

Appeared in 71 games (four starts) with Cleveland.

- 🏆 Averaged 7.2 points and 2.2 rebounds in 19.7 minutes.
- 🏆 Scored 10+ points in 17 games and 20+ points in two games.
- 🏆 Finished with 16 points, including 4-10 (.400) shooting from the three-point line, two rebounds and two steals in 26 minutes off the bench on Feb. 12 at TOR.
- 🏆 Recorded a career-high tying 27 points on 9-14 (.643) shooting from the field, including 9-13 (.692) shooting from the three-point line in 23 minutes on Feb. 2 vs. DAL. Merrill's nine triples was his career-high for three-pointers in a game. Merrill also became the fourth player in Cavaliers history to make 9+ triples in a single game, and the first to do so off the bench
- 🏆 Recorded 20 PTS, including 6-11 (.545) shooting from the three-point line, 4 AST and a career-high tying 3 STL in 24 MIN on Dec. 23rd vs. Utah.
- 🏆 Finished with 14 points, including 4-9 (.444) shooting from the 3-point line, a season-high six assists, three rebounds, two steals and one block in 23 minutes off the bench on Dec. 3 vs. WAS.

PLAYOFF CAREER:

During the **2024 Playoffs**, appeared in 10 games, averaging 3.3 points in 12.5 minutes...during the **2021 Playoffs**, appeared in 8 games with Milwaukee during their NBA Championship run.

	2024-25 HIGHS	CAREER HIGHS	POSTSEASON HIGHS
Points	27 vs. DAL 2/2/25	27 2 times	9 2 times
Field Goals Made	9 vs. DAL 2/2/25	9 2 times	3 2 times
Field Goals Attempted	14 vs. DAL 2/2/25	16 2 times	7 vs. BOS 5/13/24
Three Point Field Goals Made	9 vs. DAL 2/2/25	9 vs. DAL 2/2/25	3 2 times
Three Point FG Attempted	13 vs. DAL 2/2/25	14 2 times	7 vs. BOS 5/13/24
Free Throws Made	4 at BKN 12/16/24	4 at BKN 12/16/24	2 vs. ORL 5/5/24
Free Throws Attempted	4 at BKN 12/16/24	4 at BKN 12/16/24	2 vs. ORL 5/5/24
Offensive Rebounds	3 at HOU 1/22/25	3 2 times	1 3 times
Defensive Rebounds	6 vs. BKN 3/11/25	8 at HOU 3/16/24	3 at ATL 6/29/21
Total Rebounds	7 at PHX 3/21/25	9 vs. BKN 1/11/24	3 at ATL 6/29/21
Assists	6 vs. WAS 12/3/24	9 at NOP 3/13/24	2 3 times
Steals	4 at PHX 3/21/25	4 at PHX 3/21/25	1 4 times
Blocks	2 2 times	2 2 times	--
Minutes Played	30 at POR 3/25/25	32 at UTA 4/2/24	28 at BOS 5/15/24

Sam Merrill - NBA Regular Season Statistics

SEASON	TEAM	GP	GS	MIN	FG	FGA	FG%	3PM	3PA	3P%	FT	FTA	FT%	OR	DR	TOT	A	ST	TO	BS	PTS	PPG
2020-21	MIL	30	2	233	32	72	.444	21	47	.447	4	4	1.000	6	24	30	21	8	10	1	89	3.0
2021-22	MEM	6	0	58	8	24	.333	7	23	.304	2	4	.500	1	6	7	4	0	2	0	25	4.2
2022-23	CLE	5	0	59	9	22	.409	5	18	.278	2	2	1.000	0	9	9	5	4	0	0	25	5.0
2023-24	CLE	61	1	1,069	158	393	.402	143	354	.404	26	28	.929	22	98	120	108	19	19	4	485	8.0
2024-25	CLE	71	4	1,401	172	424	.406	137	368	.372	28	29	.966	38	119	157	108	53	35	14	509	7.2
TOTALS		173	7	2,819	379	935	.405	313	810	.386	62	67	.925	67	256	323	246	84	66	19	1,133	6.5
AVERAGE		--	--	16.3	2.2	5.4	--	1.8	4.7	--	0.4	0.4	--	0.4	1.5	1.9	1.4	0.5	0.4	0.1	6.5	--

Sam Merrill - NBA Postseason Statistics

SEASON	TEAM	GP	GS	MIN	FG	FGA	FG%	3PM	3PA	3P%	FT	FTA	FT%	OR	DR	TOT	A	ST	TO	BS	PTS	PPG
2020-21	MIL	8	0	30	2	7	.286	1	5	.200	0	0	.000	1	4	5	1	4	1	0	5	0.6
2022-23	CLE	0	0	0	0	0	0	0	0	0	0	0	0	0	0	0	0	0	0	0	0	0.0
2023-24	CLE	10	0	125	10	29	.345	10	27	.370	3	3	1.000	2	10	12	9	0	0	0	33	3.3
TOTALS		18	0	154	12	36	.333	11	32	.344	3	3	1.000	3	14	17	10	4	1	0	38	2.1
AVERAGE		--	--	8.6	0.7	2.0	--	0.6	1.8	--	0.2	0.2	--	0.2	0.8	0.9	0.6	0.2	0.1	0.0	2.1	--



DONOVAN MITCHELL

GUARD 45

8th Season in the NBA

Height: 6'3

Weight: 215

Birthdate: 09/07/96 (28)

Previous: Louisville



LET EM KNOW.

PLAYOFFS 25
PHANTOM FIREWORK



2024-25 SEASON:

Appeared in 71 games (all starts) for Cleveland.

- ✓ Averaged 24.0 points, 5.0 assists, 4.5 rebounds and 1.34 steals in 31.4 minutes.
- ✓ Mitchell was selected to his 6th all-star game and was voted as a starter for the 2nd time in his career. He also won the NBA Skills Challenge at All-Star Weekend alongside his Cavs teammate Evan Mobley.
- ✓ Mitchell recorded a career-high tying six double-doubles on the season. Scored 10+ PTS in 69 games, 20+ PTS in 48 games, 30+ PTS in 19 games and 40+ PTS in one game.
- ✓ He was **the only player in the NBA this season** averaging 24.0+ points in fewer than 32.0 minutes. He was also the only player in the NBA averaging 24.0 points on 2.1 or fewer turnovers per game.
- ✓ Mitchell made 233 three-pointers during the 2024-25 season, marking the 2nd-most three-pointers made in a season in Cavs history, behind his 245 3FGM in 2022-23.
- ✓ Finished with a game-high 38 PTS on 12-24 (.500) shooting from the field, 5 REB, 3 AST and 1 STL in 36 MIN on March 28th at DET. Mitchell scored 22 of his PTS in the 4th quarter on 6-8 (.750) shooting from the field, **his most PTS in ANY quarter this season**
- ✓ Chipped in 25 PTS, a career-high 14 AST, 8 REB, 1 STL and 1 BLK on March 27th vs. San Antonio. **He is just the 4th Cavs player in the last 40 years to record 25+ PTS, 14+ AST and 8+ REB in a game (LeBron James, Larry Nance Sr., Andre Miller).**
- ✓ Finished with a season-high 41 PTS on 13-26 (.500) shooting from the field, 5 AST, 3 REB and 1 STL in 35 MIN on Feb. 28 at BOS. With his 5th three-pointer of the game, Mitchell (629 3FGM w/ Cavs) moved past Cedi Osman (628 3FGM) for 6th on the Cavaliers all-time three-pointers made list. He also became the first player in Cavs history to have multiple seasons with 200+ 3-pointers made.
- ✓ Recorded his third double-double of the season with a game-high 31 points, 10 rebounds, a team-high six assists and two steals in 36 minutes on Feb. 4 vs. BOS. It was his 3rd career game with at least 30 PTS, 10 REB and 5 AST.
- ✓ Recorded a season-high tying 37 PTS on 12-23 (.522) shooting from the field, including 7-15 (.467) shooting from the three-point line, 7 AST, 3 REB and 3 STL in 33 MIN on Jan. 24 at PHI.
- ✓ Tallied a game-high 36 PTS, 8 REB, a team-high 7 AST and 1 STL in 34 MIN on Jan 18 at MIN. **It was just the 2nd time in his career with at least 36 PTS, 8 REB and 7 AST** (71 PTS, 8 REB, 11 AST on Jan. 2, 2023 vs. CHI).
- ✓ Finished with a game-high 35 points, including a perfect 8-8 shooting from the free throw line, nine rebounds, three assists and two steals in 31 minutes on Jan. 14th at IND. He scored 19 of his points in the 1st quarter on 7-9 (.778) shooting from the field, marking his highest scoring quarter of the season.
- ✓ Finished with 35 points, including 6-11 (.545) shooting from the three point line, 7 rebounds, three assists, two steals and one block in 35 minutes on Dec. 1 vs. BOS. Mitchell scored 20 PTS in the fourth quarter alone on a perfect 6-6 shooting from the field, including 4-4 shooting from the 3-point line.
- ✓ Recorded a game-high 37 points on 12-23 (.522) shooting from the field, including 7-13 (.538) shooting from the three-point line, seven rebounds, four assists, one steal and one block in 34 minutes on Nov. 15 vs. CHI. Mitchell scored 18 of his points in the 4th quarter, marking his highest scoring 4th quarter of the season.
- ✓ Finished with 23 PTS, a career-high tying 13 REB, a team-high 9 AST and 2 STL in 34 MIN on Nov. 13 at PHI. He became the 4th player in Cavs history to record at least 23 PTS, 13 REB, 9 AST and 2 STL (LeBron James, Campy Russell and Ricky Rubio).
- ✓ Contributed a season-high 36 PTS, including 7-16 (.437) shooting from the 3-point line, 8 REB, 2 AST and 4 STL in 35 MIN on Nov. 11 at CHI.
- ✓ Recorded a season-high tying 30 PTS, including 4-8 (.500) shooting from the 3-point line, 4 AST and 3 REB in 35 MIN on Nov. 2 at MIL. **Mitchell hit the game-winning mid-range jumper with 00.3 seconds left on the clock to give the Cavs the 114-113 win over the Bucks.**
- ✓ Finished with 30 PTS on 11-18 (.611) shooting from the field, including 6-11 (.545) shooting from the 3-point line, 5 AST and 4 REB in 29 MIN at WAS.

PLAYOFF CAREER:

Has played in 54 career playoff games (all starts) with Cleveland and Utah, holding averages of 28.1 points, 5.4 rebounds, 4.7 assists and 1.30 steals...during the **2024 Playoffs** saw action in 10 games, averaging 29.6 points, 5.4 rebounds, 4.7 assists and 1.30 steals in 38.2 minutes. He scored 20+ PTS on eight occasions, 30+ PTS five times and one 50 point games. Mitchell recorded 50 points on 22-36 (.611) shooting from the field, four rebounds, four assists and one block in 42 minutes on May 3rd at Orlando. It was his third career 50-point game in the postseason...During the **2023 Playoffs**, saw action in five games, averaging 23.2 points, 7.2 assists, 5.0 rebounds and 2.00 steals in 41.4 minutes...recorded a playoff career-high 13 assists on April 18 vs. NYK...tallied a 2023 playoff high 38 points, eight assists, five rebounds, three steals and one block in Game 1 on April 15 vs. NYK...**2022 Playoffs**, saw action in six games, averaging 25.5 points, 5.7 rebounds and 4.3 assists in 38.2 minutes per game...in the **2021 Playoffs**, played in 10 postseason games, averaging 32.3 points, 4.2 rebounds and a playoff career-high 5.5 assists...Shot 44.7 percent from the field, 43.5 percent from the three-point line and 82.9 percent from the charity stripe...recorded his 4th career 40-pt playoff game in Game 1 vs. the Clippers, tying Karl Malone for the most 40-pt playoff games in Jazz history; accomplished this feat in 28 career playoff games, Malone's came in his 149th playoff game for the Jazz...was the first Jazz player since Malone in 1988 to posted back-to-back playoff games with 35+ points, 45 points in Games 1 vs. the Clippers and 37 in Game 2...Scored 30-or-more points in six consecutive games...during the **2020 Playoffs**, set a Jazz franchise record, averaging 36.3 points, 5.0 boards, 4.9 assists and 1.0 steals in seven games (all starts)...Scored 57 points against Denver on 8/17, the third-highest outing in NBA history...Scored 51 points vs. Denver on 8/23...in the **2019 Playoffs**, saw action in five games (all starts), owning averages of 21.4 points, 5.0 rebounds, 3.2 assists and 1.6 steals...during the **2018 Playoffs**, appeared in 11 games (all starts) averaging 24.4 points, 5.9 rebounds, 4.2 assists and 1.5 steals in 37.4 minutes per game...recorded two double-doubles...tallied 200 career playoff points, becoming the fourth rookie in NBA history to reach 200+ points in eight or fewer playoff games (Kareem Abdul-Jabbar, Wilt Chamberlain, Elgin Baylor)...scored 33 points against the Thunder (4/23), the first rookie to score 30-plus points in a playoff game since Brandon Jennings in 2010.

	2024-25 HIGHS	CAREER HIGHS	POSTSEASON HIGHS
Points	41 at BOS 2/28/25	71 vs. CHI 1/2/23	57 at DEN 8/17/20
Field Goals Made	14 at MIA 1/29/25	22 vs. CHI 1/2/23	22 at ORL 5/3/24
Field Goals Attempted	29 at BOS 11/19/24	36 at SAS 3/23/18	36 at ORL 5/3/24
Three Point Field Goals Made	7 3 times	9 vs. CHI 3/16/22	9 2 times
Three Point FG Attempted	16 at CHI 11/11/24	18 at UTA 1/10/23	16 vs. NYK 4/15/23
Free Throws Made	13 at CHI 3/4/25	20 vs. CHI 1/2/23	17 vs. DEN 8/23/20
Free Throws Attempted	18 at CHA 3/7/25	25 vs. CHI 1/2/23	18 vs. DEN 8/23/20
Offensive Rebounds	3 5 times	5 3 times	3 vs. HOU 4/22/19
Defensive Rebounds	11 2 times	12 at MIA 12/8/23	9 2 times
Total Rebounds	13 at PHI 11/13/24	13 2 times	11 vs. OKC 4/21/18
Assists	14 vs. SAS 3/27/25	14 vs. SAS 3/27/25	13 vs. NYK 4/18/23
Steals	4 4 times	5 4 times	4 vs. HOU 5/6/18
Blocks	3 vs. NYK 4/2/25	3 2 times	1 18 times
Minutes Played	40 at BOS 11/19/24	50 vs. CHI 1/2/23	45 vs. ORL 5/5/24



Donovan Mitchell - NBA Regular Season Statistics

SEASON	TEAM	GP	GS	MIN	FG	FGA	FG%	3PM	3PA	3P%	FT	FTA	FT%	OR	DR	TOT	A	ST	TO	BS	PTS	PPG
2017-18	UTA	79	71	2,638	595	1,362	.437	187	550	.340	239	297	.805	52	244	296	291	118	215	27	1,616	20.5
2018-19	UTA	77	77	2,598	661	1,530	.432	188	519	.362	319	396	.806	59	257	316	322	106	218	31	1,829	23.8
2019-20	UTA	69	69	2,364	602	1,342	.449	173	473	.366	278	322	.863	53	251	304	294	70	184	14	1,655	24.0
2020-21	UTA	53	53	1,771	478	1,091	.438	178	461	.386	267	316	.845	50	185	235	277	52	147	15	1,401	26.4
2021-22	UTA	67	67	2,266	617	1,376	.448	232	654	.355	267	313	.853	55	227	282	358	99	200	12	1,733	25.9
2022-23	CLE	68	68	2,432	679	1,402	.484	245	635	.386	319	368	.867	63	226	289	301	99	180	27	1,922	28.3
2023-24	CLE	55	55	1,943	503	1,089	.462	182	494	.368	275	318	.865	46	234	280	333	101	154	30	1,463	26.6
2024-25	CLE	71	71	2,232	585	1,320	.443	233	633	.368	298	362	.823	57	265	322	354	95	149	17	1,701	24.0
TOTALS		539	531	18,244	4,720	10,512	.449	1,618	4,419	.366	2,262	2,692	.840	435	1,889	2,324	2,530	740	1,447	173	13,320	24.7
AVERAGE		--	--	33.8	8.8	19.5	--	3.0	8.2	--	4.2	5.0	--	0.8	3.5	4.3	4.7	1.4	2.7	0.3	24.7	--

Donovan Mitchell - NBA Postseason Statistics

SEASON	TEAM	GP	GS	MIN	FG	FGA	FG%	3PM	3PA	3P%	FT	FTA	FT%	OR	DR	TOT	A	ST	TO	BS	PTS	PPG
2017-18	UTA	11	11	411	102	243	.420	25	80	.313	39	43	.907	9	56	65	46	16	32	4	268	24.4
2018-19	UTA	5	5	193	36	112	.321	11	43	.256	24	33	.727	7	18	25	16	8	21	1	107	21.4
2019-20	UTA	7	7	264	83	157	.529	33	64	.516	55	58	.948	6	29	35	34	7	29	2	254	36.3
2020-21	UTA	10	10	346	105	235	.447	50	115	.435	63	76	.829	3	39	42	55	11	28	2	323	32.3
2021-22	UTA	6	6	229	53	133	.398	10	48	.208	37	42	.881	6	20	26	34	4	16	3	153	25.5
2022-23	CLE	5	5	207	45	104	.433	13	45	.289	13	18	.722	3	22	25	36	10	19	3	116	23.2
2023-24	CLE	10	10	382	107	225	.476	29	82	.354	53	65	.815	6	48	54	47	13	28	3	296	29.6
TOTALS		54	54	2,032	531	1,209	.439	171	477	.358	284	335	.848	40	232	272	268	69	173	18	1,517	28.1
AVERAGE		--	--	37.6	9.8	22.4	--	3.2	8.8	--	5.3	6.2	--	0.7	4.3	5.0	5.0	1.3	3.2	0.3	28.1	--





EVAN MOBLEY

FORWARD/CENTER 4

4th Season in the NBA

Height: 7'0

Weight: 215

Birthdate: 06/18/01 (23)

Previous: USC



LET EM KNOW.



2024-25 SEASON:

Appeared in 71 games this season (all starts) for Cleveland, his most games played in a season in his career.

- ✓ Averaged a career-high 18.5 points, 9.3 rebounds, 3.2 assists, 0.86 steals and 1.59 blocks in 30.5 minutes per game.
- ✓ His 37 double-doubles on the season was a career-high.
- ✓ Scored 10+ PTS 63 times, 20+ PTS 34 times, 30+ PTS four times and 40+ PTS on one occasion.
- ✓ Had nine games on the season with 20+ PTS, 10+ REB and 5+ AST.
- ✓ Finished with a career-high 85 made three-pointers during the season, 62 more than his previous high of 23 in 2021-22.
- ✓ Recorded his 35th double-double of the season with 26 PTS on 10-13 (.769) shooting from the field and 4-6 (.667) shooting from the 3-point line, 12 REB, 5 AST, 3 BLK and 1 STL in 37 MIN on April 4 at SAS. He became just the 3rd NBA player in the last 40 years to tally at least 25+ PTS 12+ REB 3+ BLK and .750+ FG%, He joined Kevin Durant (1/18/17) and Christian Wood (3/18/22) to accomplish this feat.
- ✓ Tallied his 31st DBL-DBL of the season with a game-high 31 PTS on 13-18 (.722) shooting from the field, including 4-5 (.800) shooting from the 3-point line, a team-high 10 REB, 2 AST and 1 STL in 32 MIN on March 19th at Sacramento.
- ✓ Finished with his 26th double-double of the season with 25 PTS, a game-high 13 REB, a career-high tying 8 AST and 3 BLK in 36 MIN on Feb. 23 vs. MEM. **It was his 1st career game with 25+ PTS, 10+ REB and 8+ AST and he is the 2nd player in Cavaliers history to record 25+ PTS, 13+ REB, 8+ AST and 3+ BLK (LeBron James - 3 times) in a game**
- ✓ Recorded a team-high 28 points on 12-19 (.632) shooting from the field, 10 rebounds, six assists, a season-high tying four blocks and two steals in 32 minutes on Feb. 10 vs. MIN. He was the youngest player (age 23) in Cavs history to record those numbers.
- ✓ Finished with 30 PTS on 10-16 (.625) shooting from the field, including 3-5 (.600) shooting from the 3-point line, 9 REB, a season-high tying 7 AST and 4 BLK in 34 MIN on Feb. 5 at DET. **Mobley became the 8th player in NBA history to record 30+ PTS, 9+ REB, 7+ AST and 3+ 3FGM in a game and first Cavaliers player to have those numbers.**
- ✓ Contributed his 15th double-double of the season with 21 PTS on 8-13 (.615) shooting from the field, 10 REB, 7 AST, 1 STL and 1 BLK in 35 MIN on Jan. 8th vs. OKC.
- ✓ Recorded 34 points on 14-21 (.667) shooting from the field, 10 rebounds, four assists and two blocks in 30 minutes on Jan. 3rd at DAL. It was his 3rd career game with 30+ points and 10+ rebounds. He was the 2nd player age 23 or younger in NBA history to record 30+ PTS 10+ REB, 4+ AST and 2+ BLK in 30 or fewer minutes (Karl-Anthony Towns, 2 times).
- ✓ Finished with 22 points on 10-14 (.714) shooting from the field, 13 rebounds, seven assists, two steals and one block in 30 minutes. He was the first Cavaliers player in team history to record those numbers on .700+ FG%. It was his 6th career game with 20+ PTS, 10+ REB and 5+ AST.
- ✓ Recorded his 11th DBL-DBL of the season with a CAREER-HIGH 41 PTS on 16-23 (.696) shooting from the field, including 6-8 (.750) shooting from the 3-point line, 10 REB and 3 BLK in 34 MIN on Dec. 7 at CHA. It was his first career 40-point game and **he was just the 4th player in NBA history to record those numbers in a game (Vince Carter, Kevin Durant, James Harden). He scored 23 of his PTS in the 1st quarter while shooting a perfect 5-5 from the 3-point line. He was the first player to have 23+ PTS on 5-5 or better shooting from the 3-point line in an opening quarter since Stephen Curry on Oct. 21, 2021 vs. LAC (25 PTS, 5-5 3FG in 1st Q). His 23 first quarter PTS were also T-3rd most points in an opening quarter in Cavaliers team history (Kevin Love, 34 PTS and LeBron James, 24 PTS).**
- ✓ Chipped in 24 points, 12 rebounds, three assists and one steal in 37 minutes on Nov. 29 at ATL. It was his 9th double-double of the season.
- ✓ Recorded 22 points, 11 rebounds, six assists, one steal and one bloc in 38 minutes on Nov. 19th at Boston. It was his 4th career game with 20+ PTS, 10+ REB and 5+ AST.
- ✓ Tallied 23 PTS on 10-11 (.909) shooting from the field, a season-high 16 REB, 4 STL and 1 BLK in 35 MIN on Nov. 9 vs. BKN. Mobley is the only NBA player to record those numbers in a single game since 1973-74 (when steals became official).
- ✓ Recorded 25 PTS on 9-14 (.643) shooting from the field, 9 REB, 3 AST, 2 STL and 3 BLK in 27 MIN on Oct. 23 at TOR. It was his 5th career game with at least 25 PTS and 3 BLK.
- ✓ Finished with 25 PTS on 12-16 (.750) shooting from the field and 5 REB in 19 MIN on Oct. 30 vs. LAL. He scored 17 of his points in the 4th quarter, marking his highest scoring quarter of his career.

PLAYOFF CAREER:

Has played in 17 postseason games in his NBA career with the Cavaliers...During the **2024 Playoffs**, averaged 16.0 points, 9.3 rebounds, 2.3 assists and 2.17 blocks in 35.2 minutes. Recorded 33 points on 15-24 (.625) shooting from the field, seven rebounds, four assists and two blocks on May 15, 2024 at BOS. During the **2023 Playoffs**, appeared in five games (all starts) with the Cavaliers, averaging 9.8 points, 10.0 rebounds, 2.0 assists and 1.20 blocks in 37.6 minutes...recorded two double-doubles during the postseason (13 PTS, 13 REB on April 18 vs. NYK and 10 PTS, 10 REB on April 21 at NYK).

	2024-25 HIGHS	CAREER HIGHS	POSTSEASON HIGHS
Points	41 at CHA 12/7/24	41 at CHA 12/7/24	33 at BOS 5/15/24
Field Goals Made	16 at CHA 12/7/24	19 vs. MIL 1/21/23	15 at BOS 5/15/24
Field Goals Attempted	23 at CHA 12/7/24	27 vs. MIL 1/21/23	24 at BOS 5/15/24
Three Point Field Goals Made	6 at CHA 12/7/24	6 at CHA 12/7/24	2 vs. ORL 4/20/24
Three Point FG Attempted	8 2 times	8 2 times	4 2 times
Free Throws Made	9 2 times	9 3 times	6 vs. ORL 4/22/24
Free Throws Attempted	14 at NYK 4/11/25	14 at NYK 4/11/25	9 vs. ORL 4/22/24
Offensive Rebounds	6 2 times	8 at GSW 11/11/22	5 3 times
Defensive Rebounds	13 vs. BKN 11/9/24	14 vs. ATL 11/28/23	11 2 times
Total Rebounds	16 vs. BKN 11/9/24	19 vs. ATL 11/28/23	16 vs. ORL 5/5/24
Assists	8 vs. MEM 2/23/25	8 2 times	5 at BOS 5/9/24
Steals	4 3 times	5 at IND 3/8/22	2 3 times
Blocks	4 4 times	8 at DET 11/4/22	5 2 times
Minutes Played	38 at BOS 11/19/24	45 vs. CHA 11/18/22	43 at BOS 5/15/24



Evan Mobley - NBA Regular Season Statistics

SEASON	TEAM	GP	GS	MIN	FG	FGA	FG%	3PM	3PA	3P%	FT	FTA	FT%	OR	DR	TOT	A	ST	TO	BS	PTS	PPG
2021-22	CLE	69	69	2,331	422	830	.508	23	92	.250	167	252	.663	143	427	570	174	56	133	115	1,034	15.0
2022-23	CLE	79	79	2,715	525	947	.554	22	102	.216	205	304	.674	187	524	711	224	60	146	119	1,277	16.2
2023-24	CLE	50	50	1,532	320	552	.580	22	59	.373	123	171	.719	111	357	468	160	45	90	72	785	15.7
2024-25	CLE	71	71	2,167	505	906	.557	85	230	.370	221	305	.725	164	495	659	226	61	145	113	1,316	18.5
TOTALS		269	269	8,745	1,772	3,235	.548	152	483	.315	716	1,032	.694	605	1,803	2,408	784	222	514	419	4,412	16.4
AVERAGE		--	--	32.5	6.6	12.0	--	0.6	1.8	--	2.7	3.8	--	2.2	6.7	9.0	2.9	0.8	1.9	1.6	16.4	--

Evan Mobley - NBA Postseason Statistics

SEASON	TEAM	GP	GS	MIN	FG	FGA	FG%	3PM	3PA	3P%	FT	FTA	FT%	OR	DR	TOT	A	ST	TO	BS	PTS	PPG
2022-23	CLE	5	5	188	22	48	.458	0	1	.000	5	8	.625	15	35	50	10	3	12	6	49	9.8
2023-24	CLE	12	12	422	81	146	.555	5	18	.278	25	36	.694	30	81	111	28	10	22	26	192	16.0
TOTALS		17	17	610	103	194	.531	5	19	.263	30	44	.682	45	116	161	38	13	34	32	241	14.2
AVERAGE		--	--	35.9	6.1	11.4	--	0.3	1.1	--	1.8	2.6	--	2.6	6.8	9.5	2.2	0.8	2.0	1.9	14.2	--





CHUMA OKEKE
FORWARD 18

5th Season in the NBA

Height: 6'7
Weight: 229
Birthdate: 08/18/98 (26)
Previous: Auburn



LET EM KNOW.



2024-25 SEASON:

Appeared in nine games for the Philadelphia 76ers and Cleveland Cavaliers.
Signed with Cleveland on April 5th, 2025.
Recorded a double-double with 14 PTS on 5-6 (.833) shooting from the field, including 4-5 (.800) shooting from the 3-point line, 15 REB, 2 AST and 1 BLK in 37 MIN on March 19 at OKC.

PLAYOFF CAREER:

Has appeared in six postseason games in his career, including one game with the Celtics in 2020 and five games with the Bulls in 2022.

	2024-25 HIGHS	CAREER HIGHS	POSTSEASON HIGHS
Points	14 at OKC 3/19/25	26 vs. HOU 2/25/22	3 2 times
Field Goals Made	5 at OKC 3/19/25	9 2 times	1 2 times
Field Goals Attempted	9 at NOP 3/24/25	17 2 times	2 vs. CLE 4/25/24
Three Point Field Goals Made	4 at OKC 3/19/25	6 at PHI 1/19/22	1 vs. CLE 4/27/24
Three Point FG Attempted	6 at NOP 3/24/25	12 vs. MIA 4/10/22	1 2 times
Free Throws Made	2 at NOP 3/24/25	5 vs. GSW 11/3/22	1 vs. CLE 4/25/24
Free Throws Attempted	3 at NOP 3/24/25	6 2 times	1 vs. CLE 4/25/24
Offensive Rebounds	7 at OKC 3/19/25	7 at OKC 3/19/25	--
Defensive Rebounds	8 at OKC 3/19/25	10 at CHA 1/14/22	--
Total Rebounds	15 at OKC 3/19/25	15 at OKC 3/19/25	--
Assists	4 at NOP 3/24/25	7 vs. IND 4/9/21	1 vs. CLE 4/25/24
Steals	2 at SAS 3/21/25	6 2 times	--
Blocks	1 4 times	3 4 times	--
Minutes Played	37 at OKC 3/19/25	39 at DEN 4/4/21	6 vs. CLE 4/25/24

Chuma Okeke - NBA Regular Season Statistics

SEASON	TEAM	GP	GS	MIN	FG	FGA	FG%	3PM	3PA	3P%	FT	FTA	FT%	OR	DR	TOT	A	ST	TO	BS	PTS	PPG
2020-21	ORL	45	19	1,133	135	324	.417	49	141	.348	30	40	.750	42	139	181	101	48	38	22	349	7.8
2021-22	ORL	70	20	1,749	216	575	.376	118	371	.318	55	65	.846	47	300	347	118	97	57	42	605	8.6
2022-23	ORL	27	8	518	43	122	.352	26	86	.302	16	21	.762	26	70	96	37	19	17	11	128	4.7
2023-24	ORL	47	8	432	40	112	.357	23	82	.280	4	7	.571	18	62	80	20	9	16	7	107	2.3
2024-25	PHI	7	3	171	18	33	.545	10	22	.455	2	3	.667	20	23	43	13	5	3	3	48	6.9
2024-25	CLE	2	0	25	2	7	.286	1	6	.167	0	0	.000	1	3	4	2	0	0	1	5	2.5
2024-25	TOT	9	3	196	20	40	.500	11	28	.393	2	3	.667	21	26	47	15	5	3	4	53	5.9
TOTALS		198	58	4,028	454	1,173	.387	227	708	.321	107	136	.787	154	597	751	291	178	131	86	1,242	6.3
AVERAGE		--	--	20.3	2.3	5.9	--	1.1	3.6	--	0.5	0.7	--	0.8	3.0	3.8	1.5	0.9	0.7	0.4	6.3	--

Chuma Okeke - NBA Postseason Statistics

SEASON	TEAM	GP	GS	MIN	FG	FGA	FG%	3PM	3PA	3P%	FT	FTA	FT%	OR	DR	TOT	A	ST	TO	BS	PTS	PPG
2023-24	ORL	2	0	10	2	3	.667	1	2	.500	1	1	1.000	0	0	0	1	0	0	0	6	3.0
TOTALS		2	0	10	2	3	.667	1	2	.500	1	1	1.000	0	0	0	1	0	0	0	6	3.0
AVERAGE		--	--	4.9	1.0	1.5	--	0.5	1.0	--	0.5	0.5	--	0.0	0.0	0.0	0.5	0.0	0.0	0.0	3.0	--



ISAAC OKORO

GUARD 35

5th Season in the NBA

Height: 6'5

Weight: 225

Birthdate: 01/26/01 (24)

Previous: Auburn



LET EM KNOW.

PLAYOFFS 25
PHANTOM FIREWORK



2024-25 SEASON:

Appeared in 55 games (22 starts) with Cleveland.

- Averaged 6.1 points and 2.4 rebounds in 19.1 minutes.
- Scored 10+ points in 10 games during the season.
- Finished with 16 PTS, including 4-6 shooting from the 3-point line, 4 AST and 1 BLK in 27 MIN on Nov. 8 vs. GSW.
- Recorded 15 points on 6-9 (.667) shooting from the field, including a perfect 3-3 shooting from the 3-point line, five rebounds and one steal.

PLAYOFF CAREER:

During the **2024 Playoffs**, appeared in 12 games (seven starts) with Cleveland, averaging 5.5 points and 1.8 rebounds in 21.9 minutes...recorded a playoff career-high 12 points on 5-6 shooting (.833), one rebound and one steal in 21 minutes on May 9 at BOS...during the **2023 Playoffs**, appeared in five games (two starts) with Cleveland, averaging 6.4 points and 1.4 rebounds in 15.0 minutes...recorded a playoff career-high 10 points on 4-5 shooting (.800), two assists and two steals in 20 minutes on April 26 vs. NYK.

	2024-25 HIGHS	CAREER HIGHS	POSTSEASON HIGHS
Points	16 vs. GSW 11/8/24	32 vs. PHX 5/4/21	12 at BOS 5/9/24
Field Goals Made	6 2 times	10 vs. PHX 5/4/21	5 at BOS 5/9/24
Field Goals Attempted	11 at IND 4/10/25	20 vs. IND 5/10/21	11 at BOS 5/7/24
Three Point Field Goals Made	4 vs. GSW 11/8/24	4 9 times	3 at BOS 5/7/24
Three Point FG Attempted	8 at OKC 1/16/25	11 vs. OKC 2/21/21	8 at BOS 5/7/24
Free Throws Made	5 at DET 3/28/25	11 vs. LAC 3/14/22	4 vs. NYK 4/15/23
Free Throws Attempted	8 at DET 3/28/25	13 vs. LAC 3/14/22	4 vs. NYK 4/15/23
Offensive Rebounds	3 2 times	5 at PHI 2/27/21	2 2 times
Defensive Rebounds	6 at MIL 11/2/24	8 2 times	3 vs. ORL 4/30/24
Total Rebounds	8 at MIL 11/2/24	10 vs. IND 5/10/21	4 vs. ORL 4/30/24
Assists	4 2 times	7 vs. MIL 1/17/24	2 5 times
Steals	2 6 times	4 5 times	4 vs. ORL 4/22/24
Blocks	2 2 times	3 3 times	2 2 times
Minutes Played	33 vs. BKN 3/11/25	47 vs. PHX 5/4/21	33 vs. ORL 5/5/24

Isaac Okoro - NBA Regular Season Statistics

SEASON	TEAM	GP	GS	MIN	FG	FGA	FG%	3PM	3PA	3P%	FT	FTA	FT%	OR	DR	TOT	A	ST	TO	BS	PTS	PPG
2020-21	CLE	67	67	2,173	235	559	.420	62	214	.290	114	157	.726	68	138	206	128	62	86	24	646	9.6
2021-22	CLE	67	61	1,981	207	431	.480	55	157	.350	119	155	.768	72	129	201	121	56	58	22	588	8.8
2022-23	CLE	76	46	1,652	175	354	.494	62	171	.363	78	103	.757	52	135	187	87	56	42	30	490	6.4
2023-24	CLE	69	42	1,887	235	480	.490	84	215	.391	93	137	.679	67	139	206	132	57	54	34	647	9.4
2024-25	CLE	55	22	1,053	124	267	.464	56	151	.371	33	46	.717	49	81	130	68	32	23	16	337	6.1
TOTALS		334	238	8,747	976	2,091	.467	319	908	.351	437	598	.731	308	622	930	536	263	263	126	2,708	8.1
AVERAGE		--	--	26.2	2.9	6.3	--	1.0	2.7	--	1.3	1.8	--	0.9	1.9	2.8	1.6	0.8	0.8	0.4	8.1	--

Isaac Okoro - NBA Postseason Statistics

SEASON	TEAM	GP	GS	MIN	FG	FGA	FG%	3PM	3PA	3P%	FT	FTA	FT%	OR	DR	TOT	A	ST	TO	BS	PTS	PPG
2022-23	CLE	5	2	75	11	23	.478	4	13	.308	6	6	1.000	3	4	7	4	2	4	2	32	6.4
2023-24	CLE	12	7	263	25	70	.357	9	35	.257	7	9	.778	5	16	21	13	11	11	4	66	5.5
TOTALS		17	9	337	36	93	.387	13	48	.271	13	15	.867	8	20	28	17	13	15	6	98	5.8
AVERAGE		--	--	19.8	2.1	5.5	--	0.8	2.8	--	0.8	0.9	--	0.5	1.2	1.6	1.0	0.8	0.9	0.4	5.8	--



CRAIG PORTER JR.

GUARD 9

2nd Season in the NBA

Height: 6'2

Weight: 185

Birthdate: 02/26/00 (25)

Previous: Wichita State



LET EM KNOW.

PLAYOFFS 25
PHANTOM FIREWORKS



2024-25 SEASON:

Appeared in 51 games with Cleveland. Averaged 3.7 points and scored in double figures on six occasions during the season.

- Tallied a season-high 20 points, five assists, five rebounds and two blocked shots in 43 minutes on April 13th vs. IND.
- Contributed 16 PTS, 3 REB and 3 AST in 29 MIN on April 10 at IND.
- Recorded a season-high 16 PTS on 6-7 (.857) shooting from the field, including 3-4 shooting from the three point line in 16 minutes off the bench on Feb. 5th at Detroit.
- Finished with 15 points on 6-8 (.750) shooting from the field, including a perfect 3-3 shooting from the three point line, three rebounds and three assists in 25 minutes off the bench on Nov. 19th at Boston.

PLAYOFF CAREER:

- Has not appeared in a postseason game in his NBA career.

	2024-25 HIGHS	CAREER HIGHS	POSTSEASON HIGHS
Points	20 vs. IND 4/13/25	21 vs. DEN 11/19/23	--
Field Goals Made	7 2 times	8 at CHI 12/23/23	--
Field Goals Attempted	19 vs. IND 4/13/25	19 vs. IND 4/13/25	--
Three Point Field Goals Made	4 vs. IND 4/13/25	4 vs. IND 4/13/25	--
Three Point FG Attempted	9 vs. IND 4/13/25	9 vs. IND 4/13/25	--
Free Throws Made	3 2 times	7 vs. DEN 11/19/23	--
Free Throws Attempted	4 vs. IND 4/13/25	7 vs. DEN 11/19/23	--
Offensive Rebounds	3 2 times	4 at DAL 12/27/23	--
Defensive Rebounds	4 vs. IND 4/13/25	8 at DAL 12/27/23	--
Total Rebounds	6 vs. NYK 2/21/25	12 at DAL 12/27/23	--
Assists	7 vs. NOP 11/20/24	11 vs. NOP 12/21/23	--
Steals	3 2 times	3 3 times	--
Blocks	2 4 times	3 vs. UTA 12/20/23	--
Minutes Played	43 vs. IND 4/13/25	43 vs. IND 4/13/25	--

Craig Porter Jr. - NBA Regular Season Statistics

SEASON	TEAM	GP	GS	MIN	FG	FGA	FG%	3PM	3PA	3P%	FT	FTA	FT%	OR	DR	TOT	A	ST	TO	BS	PTS	PPG
2023-24	CLE	51	6	649	116	228	.509	12	34	.353	41	56	.732	21	88	109	118	21	45	15	285	5.6
2024-25	CLE	51	1	513	72	140	.514	21	48	.438	23	32	.719	19	48	67	71	17	38	15	188	3.7
TOTALS		102	7	1,163	188	368	.511	33	82	.402	64	88	.727	40	136	176	189	38	83	30	473	4.6
AVERAGE		--	--	11.4	1.8	3.6	--	0.3	0.8	--	0.6	0.9	--	0.4	1.3	1.7	1.9	0.4	0.8	0.3	4.6	--



MAX STRUS

GUARD/FORWARD 1

6th Season in the NBA

Height: 6'5

Weight: 215

Birthdate: 03/28/96 (29)

Previous: DePaul



LET EM KNOW.

PLAYOFFS 25
PHANTOM FIREWORK



2024-25 SEASON:

Appeared in 50 games (37 starts) with Cleveland.

- Averaged 9.4 points, 4.3 rebounds and 3.2 assists in 25.5 minutes.
- Scored 10+ points in 23 games and 20+ points on one occasion.
- Finished the season as the only player in the Eastern Conference to average 20.0+ PPG, 6.0+ RPG, 1.0 SPG and .400+ 3FG%.
- Recorded a season-high 24 PTS on 8-12 (.667) shooting from the field, including 5-8 (.625) shooting from the 3-point line and 4 REB in 26 minutes on March 18 at L.A. Clippers.
- Chipped in 13 points, including 4-7 (.571) shooting from the 3-point line, four rebounds, four assists, one steal and one block in 22 minutes off the bench on Jan. 14 at IND.
- Recorded a season-high 17 PTS, including 5-6 (.833) shooting from the 3-point line, 5 AST and 3 REB in 26 MIN off the bench on Jan. 8 vs. OKC. It was his highest career FG% in a game with 6+ FGM
- Contributed a season-high 15 PTS, including 4-8 (.500) shooting from the three-point line, 4 AST, 3 REB and 2 BLK in 27 MIN off the bench on Dec. 31 at LAL
- Made his season debut on Dec. 20 vs. MIL after missing the first 27 games of the season due to injury. Recorded 9 PTS on three made three-pointers in 19 MIN off the bench.

PLAYOFF CAREER:

Has appeared in 55 career playoff games (53 starts) with Miami and Cleveland...holds playoff career averages of 9.5 points, 4.0 rebounds and 1.9 assists in 29.2 minutes...during the **2024 Playoffs**, started all 12 games for the Cavs, averaging 9.5 points, 5.3 rebounds and 2.9 assists in 36.2 minutes...during the **2023 playoffs**, started all 23 games for the Heat in route to an NBA Finals appearance, averaging 9.3 points, 3.6 rebounds and 1.4 assists in 28.2 minutes...during the 2021-22 postseason, started in all 18 of the Heat's postseason games in route to an Eastern Conference Finals appearance, averaging a playoff career-highs in points (10.9 PPG), rebounds (4.1 RPG) assists (2.1 APG) and minutes (29.1 MPG). During the 2020-21 postseason, appeared in two games for the Heat.

	2024-25 HIGHS	CAREER HIGHS	POSTSEASON HIGHS
Points	24 at LAC 3/18/25	32 at ORL 12/17/21	20 2 times
Field Goals Made	8 at LAC 3/18/25	11 at ORL 12/17/21	7 4 times
Field Goals Attempted	15 2 times	24 at WAS 11/18/22	16 at ATL 4/24/22
Three Point Field Goals Made	5 6 times	9 at BOS 1/31/22	5 2 times
Three Point FG Attempted	12 at NYK 4/11/25	17 2 times	14 at ATL 4/24/22
Free Throws Made	4 vs. BKN 3/11/25	6 2 times	5 vs. NYK 5/12/23
Free Throws Attempted	4 vs. BKN 3/11/25	8 at DET 12/19/21	6 vs. NYK 5/12/23
Offensive Rebounds	4 2 times	5 vs. OKC 1/10/23	3 2 times
Defensive Rebounds	8 vs. HOU 1/25/25	12 at BKN 10/25/23	9 2 times
Total Rebounds	9 2 times	12 2 times	11 at PHI 5/12/22
Assists	8 vs. NYK 2/21/25	11 vs. CHA 4/14/24	9 at BOS 5/15/24
Steals	3 at MIA 1/29/25	4 2 times	3 at PHI 5/6/22
Blocks	2 3 times	2 11 times	2 2 times
Minutes Played	36 vs. POR 3/2/25	45 at WAS 11/18/22	45 at BOS 5/15/24

Max Strus - NBA Regular Season Statistics

SEASON	TEAM	GP	GS	MIN	FG	FGA	FG%	3PM	3PA	3P%	FT	FTA	FT%	OR	DR	TOT	A	ST	TO	BS	PTS	PPG
2019-20	CHI	2	0	6	2	3	.667	0	1	.000	1	1	1.000	1	0	1	0	0	0	0	5	2.5
2020-21	MIA	39	0	507	85	187	.455	50	148	.338	16	24	.667	5	36	41	24	11	8	2	236	6.1
2021-22	MIA	68	16	1,587	249	564	.441	181	442	.410	42	53	.792	24	178	202	92	28	57	16	721	10.6
2022-23	MIA	80	33	2,272	324	790	.410	197	563	.350	78	89	.876	49	209	258	171	42	70	12	923	11.5
2023-24	CLE	70	70	2,239	304	728	.418	168	479	.351	77	97	.794	66	272	338	283	64	112	29	853	12.2
2024-25	CLE	50	37	1,273	165	373	.442	113	293	.386	28	34	.824	53	164	217	158	26	54	12	471	9.4
TOTALS		309	156	7,884	1,129	2,645	.427	709	1,926	.368	242	298	.812	198	859	1,057	728	171	301	71	3,209	10.4
AVERAGE		--	--	25.5	3.7	8.6	--	2.3	6.2	--	0.8	1.0	--	0.6	2.8	3.4	2.4	0.6	1.0	0.2	10.4	--

Max Strus - NBA Postseason Statistics

SEASON	TEAM	GP	GS	MIN	FG	FGA	FG%	3PM	3PA	3P%	FT	FTA	FT%	OR	DR	TOT	A	ST	TO	BS	PTS	PPG
2020-21	MIA	2	0	6	0	1	.000	0	0	.000	0	0	.000	0	0	0	0	0	0	0	0	0.0
2021-22	MIA	18	18	523	68	182	.374	47	142	.331	13	18	.722	15	58	73	38	14	20	8	196	10.9
2022-23	MIA	23	23	647	76	189	.402	43	135	.319	20	25	.800	14	69	83	33	8	6	7	215	9.3
2023-24	CLE	12	12	433	42	103	.408	25	72	.347	5	5	1.000	8	56	64	35	9	15	0	114	9.5
TOTALS		55	53	1,609	186	475	.392	115	349	.330	38	48	.792	37	183	220	106	31	41	15	525	9.5
AVERAGE		--	--	29.3	3.4	8.6	--	2.1	6.3	--	0.7	0.9	--	0.7	3.3	4.0	1.9	0.6	0.7	0.3	9.5	--



TRISTAN THOMPSON

FORWARD/CENTER 13

14th Season in the NBA

Height: 6'9

Weight: 250

Birthdate: 03/13/91 (34)

Previous: Texas



LET EM KNOW.

PLAYOFFS 25
PHANTOM FIREWORK



2024-25 SEASON:

Appeared in 40 games for Cleveland this past season.

- Contributed three points, a season-high 20 rebounds, two blocks and one steal in 43 minutes on April 13th vs. Indiana. It was his sixth career game with at least 20 rebounds.
- Finished with 7 PTS and a season-high 12 REB in 20 MIN on April 10 at IND.
- Played 26 MIN in the win vs. PHX on Jan. 20, grabbing a season-high 10 REB, dishing out 3 AST, and recording 1 STL and 1 BLK for Cleveland.

PLAYOFF CAREER:

In 104 career postseason games (70 starts) with Cleveland, Boston, Chicago and L.A. Lakers, holds averages of 6.5 points on .557 shooting from the field and 7.2 rebounds in 25.2 minutes...appeared in 10 postseason games during the **2024 Playoffs**...played in six postseason games with the Lakers during the **2023 Playoffs**...scored five points, four rebounds and two assists in May 4 at GSW...during the **2022 Playoffs**, appeared in five games with the Chicago Bulls...during the **2021 Playoffs**, appeared in five games (five starts) with the Boston Celtics, averaging 10.4 points, 9.8 rebounds, 1.0 assists and 1.20 blocks in 26.4 minutes....Thompson is the Cavs' all-time postseason leader in offensive rebounds with 287...ranks 2nd in Cavaliers postseason history in total rebounds (666)...during the Cavs' fourth straight NBA Finals appearance in the **2018 Playoffs**, played in 19 games (11 starts)...averaged 6.2 points on a playoff career-high .590 shooting from the field and 5.9 rebounds in 21.9 minutes per game...had three double-doubles, which includes a 14-point, 12-rebound (9 offensive) performance in Game 1 of the Second Round at Toronto on May 1...played and started in all 18 games during Cleveland's run to the NBA Finals in the **2017 Playoffs**...averaged 9.2 points on a postseason career-best .587 shooting, to go along with 8.3 rebounds in 31.2 minutes...pulled down double digit rebounds in eight games...recorded 69 offensive rebounds during the postseason, which was the most in the NBA...in the First Round against Indiana, pulled down double digit boards in all four games to average a team-high 11.0 rebounds in the series...averaged 8.8 points and 10.3 rebounds in 34.3 minutes in the Eastern Conference Semifinals against Toronto...averaged 11.6 points on .739 (17-23) shooting and 7.2 rebounds in 33.6 minutes in the Eastern Conference Finals versus Boston...scored a postseason career-high 20 points on a perfect 7-7 shooting from the field, while adding nine rebounds, two assists and two steals in 34 minutes in Game 1 of the Eastern Conference Finals against Boston on May 17, becoming the first player in Cavaliers history to make at least seven field goals without a miss in a playoff game...poured in 18 points, including a playoff career-best 12-15 (.800) mark on free throws, to go along with 13 rebounds (playoff career-high tying seven offensive) and a block in 42 minutes in Game 3 of the Eastern Conference Finals on May 21 against Boston...started in all 21 games during Cleveland's championship run in the **2016 Playoffs**...averaged 6.7 points on .527 shooting and 9.0 rebounds (4.1 offensive) in 29.6 minutes...pulled down a playoff career-high nine offensive rebounds at Atlanta on May 6...in the Conference Semifinals against Atlanta, averaged 6.3 points, 11.0 rebounds (6.0 offensive) and a team-high 1.3 blocks in 29.3 minutes...in the Eastern Conference Finals versus Toronto, averaged 4.7 points and 8.5 rebounds in 27.7 minutes...during the 2016 NBA Finals, had three double-doubles and averaged 10.3 points on .636 (28-44) shooting from the field and 10.1 rebounds in 32.3 minutes...had a 2016 playoff-high 15 points on a perfect 6-6 from the field, a 2016 playoff-high 16 rebounds (playoff career-high 14 defensive) and a playoff career-high three assists in 43 minutes during Game 6 of the NBA Finals versus Golden State on June 16...made his postseason debut in the **2015 Playoffs**, playing in all 20 games (15 starts) during Cleveland's NBA Finals run...averaged 9.6 points on .558 shooting, 10.8 rebounds and 1.2 blocks in 36.4 minutes per game...as a starter, posted nine double-doubles and averaged 10.6 points on .549 shooting, 12.1 rebounds and 1.3 blocks in 39.2 minutes...in the Eastern Conference Semifinals against Chicago, averaged 9.3 points, a team-high 11.2 rebounds and 1.5 blocks in 37.0 minutes per game...in the Game 6 victory against Chicago on May 14, tallied 13 points, 17 rebounds (six offensive) and two blocks in 40 minutes of work; became just the third Cavs player to put up at least 13 points, 17 rebounds and two blocks in a playoff game in team history (Brad Daugherty on 5/9/93 vs. NJ and Zydrunas Ilgauskas on 4/30/07 vs. WAS)...during the Eastern Conference Finals against Atlanta, averaged 11.8 points on .643 shooting, 11.0 rebounds and 1.8 blocks in 39.3 minutes...pulled down 16 rebounds (five offensive) and added seven points and two blocks in 41 minutes at Atlanta in Game 2 of the Eastern Conference Finals on May 22... during the 2015 NBA Finals against Golden State, averaged 13.0 rebounds to go along with 10.0 points and 1.0 block in 41.2 minutes per game...grabbed double-digit rebounds in all six Finals games, posting four double-doubles...tallied a then playoff career-best 19 points on 6-11 (.545) shooting, 10 rebounds, two steals and two blocks in 40 minutes at Golden State in Game 5 of the NBA Finals on June 14.

	2024-25 HIGHS	CAREER HIGHS	POSTSEASON HIGHS
Points	8 vs. NOP 11/20/24	35 at DET 1/9/20	20 at BOS 5/17/17
Field Goals Made	4 vs. NOP 11/20/24	15 at DET 1/9/20	8 vs. BKN 5/28/21
Field Goals Attempted	8 at IND 4/10/25	20 at DET 1/9/20	13 vs. BKN 5/28/21
Three Point Field Goals Made	--	3 vs. ATL 2/12/20	--
Three Point FG Attempted	1 3 times	3 2 times	1 at BOS 5/23/18
Free Throws Made	2 vs. MIL 12/20/24	9 3 times	12 vs. BOS 5/21/17
Free Throws Attempted	6 vs. IND 4/13/25	13 at BKN 1/6/17	15 vs. BOS 5/21/17
Offensive Rebounds	4 at IND 4/10/25	12 at CHI 10/31/14	9 3 times
Defensive Rebounds	18 vs. IND 4/13/25	18 vs. IND 4/13/25	14 vs. GSW 6/16/16
Total Rebounds	20 vs. IND 4/13/25	22 vs. NYK 1/20/20	17 at CHI 5/14/15
Assists	3 3 times	6 vs. CHI 1/25/20	5 vs. GSW 6/9/17
Steals	1 2 times	4 6 times	2 6 times
Blocks	2 2 times	5 vs. CHI 10/30/19	4 at BKN 6/1/21
Minutes Played	43 vs. IND 4/13/25	48 vs. PHI 11/9/13	47 at GSW 6/4/15



Tristan Thompson - NBA Regular Season Statistics

SEASON	TEAM	GP	GS	MIN	FG	FGA	FG%	3PM	3PA	3P%	FT	FTA	FT%	OR	DR	TOT	A	ST	TO	BS	PTS	PPG
2011-12	CLE	60	25	1,424	194	442	.439	0	2	.000	106	192	.552	187	202	389	27	27	81	62	494	8.2
2012-13	CLE	82	82	2,564	390	799	.488	0	3	.000	177	291	.608	306	467	773	108	60	123	71	957	11.7
2013-14	CLE	82	82	2,594	363	761	.477	0	1	.000	235	339	.693	269	485	754	72	42	108	35	961	11.7
2014-15	CLE	82	15	2,194	267	488	.547	0	0	.000	159	248	.641	274	383	657	39	34	83	61	693	8.5
2015-16	CLE	82	34	2,269	247	420	.588	0	0	.000	149	242	.616	268	470	738	62	38	61	51	643	7.8
2016-17	CLE	78	78	2,336	262	437	.600	0	3	.000	106	213	.498	286	429	715	77	39	64	84	630	8.1
2017-18	CLE	53	22	1,072	132	235	.562	0	0	.000	43	79	.544	126	226	352	33	16	36	17	307	5.8
2018-19	CLE	43	40	1,198	201	380	.529	0	0	.000	68	106	.642	173	265	438	86	28	59	16	470	10.9
2019-20	CLE	57	51	1,722	288	562	.512	9	23	.391	99	161	.615	226	351	577	120	33	103	50	684	12.0
2020-21	BOS	54	43	1,287	169	326	.518	0	3	.000	71	120	.592	169	270	439	67	24	62	33	409	7.6
2021-22	SAC	30	3	455	76	151	.503	1	1	1.000	32	60	.533	72	89	161	18	11	29	12	185	6.2
Went from SAC to IND.																						
2021-22	IND	4	0	66	13	24	.542	0	0	.000	3	8	.375	7	11	18	2	0	4	2	29	7.3
Went from IND to CHI.																						
2021-22	CHI	23	3	376	52	92	.565	0	2	.000	26	48	.542	41	68	109	14	12	12	7	130	5.7
2021-22	TOT	57	6	894	141	267	.528	1	3	.333	61	116	.526	120	168	288	34	23	45	21	344	6.0
2022-23	LAL	0	0	0	0	0	0	0	0	0	0	0	0	0	0	0	0	0	0	0	0	0.0
2023-24	CLE	49	0	549	73	120	.608	0	1	.000	15	52	.288	73	101	174	51	12	29	14	161	3.3
2024-25	CLE	40	0	328	31	71	.437	0	3	.000	7	30	.233	32	102	134	24	2	14	11	69	1.7
TOTALS		819	478	20,433	2,758	5,308	.520	10	42	.238	1,296	2,189	.592	2,509	3,919	6,428	800	378	868	526	6,822	8.3
AVERAGE		--	--	24.9	3.4	6.5	--	0.0	0.1	--	1.6	2.7	--	3.1	4.8	7.8	1.0	0.5	1.1	0.6	8.3	--

Tristan Thompson - NBA Postseason Statistics

SEASON	TEAM	GP	GS	MIN	FG	FGA	FG%	3PM	3PA	3P%	FT	FTA	FT%	OR	DR	TOT	A	ST	TO	BS	PTS	PPG
2014-15	CLE	20	15	727	72	129	.558	0	0	.000	48	82	.585	88	128	216	9	5	15	24	192	9.6
2015-16	CLE	21	21	622	49	93	.527	0	0	.000	42	73	.575	86	102	188	15	8	17	18	140	6.7
2016-17	CLE	18	18	562	54	92	.587	0	0	.000	40	60	.667	69	81	150	26	9	21	13	148	8.2
2017-18	CLE	19	11	416	49	83	.590	0	1	.000	20	27	.741	44	68	112	11	2	11	8	118	6.2
2020-21	BOS	5	5	132	20	34	.588	0	0	.000	12	17	.706	29	20	49	5	4	5	6	52	10.4
2021-22	CHI	5	0	38	2	5	.400	0	0	.000	0	0	.000	2	6	8	2	1	5	0	4	0.8
2022-23	LAL	6	0	32	5	11	.455	0	0	.000	1	5	.200	4	6	10	2	0	1	0	11	1.8
2023-24	CLE	10	0	87	7	16	.438	0	0	.000	1	2	.500	10	10	20	10	1	2	5	15	1.5
TOTALS		104	70	2,616	258	463	.557	0	1	.000	164	266	.617	332	421	753	80	30	77	74	680	6.5
AVERAGE		--	--	25.2	2.5	4.5	--	0.0	0.0	--	1.6	2.6	--	3.2	4.0	7.2	0.8	0.3	0.7	0.7	6.5	--





NAE'QWAN TOMLIN

FORWARD 30

Rookie

Height: 6'8

Weight: 205

Birthdate: 12/10/00 (24)

Previous: Memphis



LET EM KNOW.



2024-25 SEASON:

Appeared in five games for Cleveland this season.

- Recorded his first career double-double with a career-high 24 points, a career-high 12 rebounds, two assists and one block in 46 minutes.
- Scored his first career NBA basket on Feb. 20 at Brooklyn.
- Cleveland Charge Notes:** Appeared in 47 regular season games in the NBA G League for the Cleveland Charge, averaging 17.3 points, 7.3 rebounds, 1.9 assists, 1.50 blocks and 0.90 steals in 29.6 minutes.

PLAYOFF CAREER:

Has not appeared in a playoff game.

	2024-25 HIGHS	CAREER HIGHS	POSTSEASON HIGHS
Points	24 vs. IND 4/13/25	24 vs. IND 4/13/25	--
Field Goals Made	8 vs. IND 4/13/25	8 vs. IND 4/13/25	--
Field Goals Attempted	21 vs. IND 4/13/25	21 vs. IND 4/13/25	--
Three Point Field Goals Made	2 vs. IND 4/13/25	2 vs. IND 4/13/25	--
Three Point FG Attempted	8 vs. IND 4/13/25	8 vs. IND 4/13/25	--
Free Throws Made	6 vs. IND 4/13/25	6 vs. IND 4/13/25	--
Free Throws Attempted	8 vs. IND 4/13/25	8 vs. IND 4/13/25	--
Offensive Rebounds	6 vs. IND 4/13/25	6 vs. IND 4/13/25	--
Defensive Rebounds	6 vs. IND 4/13/25	6 vs. IND 4/13/25	--
Total Rebounds	12 vs. IND 4/13/25	12 vs. IND 4/13/25	--
Assists	2 vs. IND 4/13/25	2 vs. IND 4/13/25	--
Steals	--	--	--
Blocks	1 vs. IND 4/13/25	1 vs. IND 4/13/25	--
Minutes Played	47 vs. IND 4/13/25	47 vs. IND 4/13/25	--

Nae'Qwan Tomlin - NBA Regular Season Statistics

SEASON	TEAM	GP	GS	MIN	FG	FGA	FG%	3PM	3PA	3P%	FT	FTA	FT%	OR	DR	TOT	A	ST	TO	BS	PTS	PPG
2024-25	CLE	5	1	63	13	32	.406	2	10	.200	8	11	.727	9	12	21	2	0	2	1	36	7.2
TOTALS		5	1	63	13	32	.406	2	10	.200	8	11	.727	9	12	21	2	0	2	1	36	7.2
AVERAGE		--	--	12.7	2.6	6.4	--	0.4	2.0	--	1.6	2.2	--	1.8	2.4	4.2	0.4	0.0	0.4	0.2	7.2	--



LUKE TRAVERS

FORWARD 33

Rookie

Height: 6'7

Weight: 208

Birthdate: 09/03/01 (23)

Previous: Australia



LET EM KNOW.



2024-25 SEASON:

Appeared in 12 games for the Cavaliers this season.

- 🏀 Scored his first career NBA basket on November 1st, 2024 vs. Orlando.
- 🏀 Played in 21 regular season games in the NBA G League for the Cleveland Charge, averaging 17.0 points, 9.9 rebounds, 7.0 assists, 1.5 steals and 1.2 blocks in 34.0 minutes.

	2024-25 HIGHS	CAREER HIGHS	POSTSEASON HIGHS
Points	4 3 times	4 3 times	--
Field Goals Made	2 2 times	2 2 times	--
Field Goals Attempted	9 vs. IND 4/13/25	9 vs. IND 4/13/25	--
Three Point Field Goals Made	--	--	--
Three Point FG Attempted	5 vs. IND 4/13/25	5 vs. IND 4/13/25	--
Free Throws Made	2 vs. ORL 11/1/24	2 vs. ORL 11/1/24	--
Free Throws Attempted	2 vs. ORL 11/1/24	2 vs. ORL 11/1/24	--
Offensive Rebounds	3 vs. IND 4/13/25	3 vs. IND 4/13/25	--
Defensive Rebounds	5 vs. IND 4/13/25	5 vs. IND 4/13/25	--
Total Rebounds	8 vs. IND 4/13/25	8 vs. IND 4/13/25	--
Assists	3 vs. NOP 11/20/24	3 vs. NOP 11/20/24	--
Steals	1 vs. NOP 11/20/24	1 vs. NOP 11/20/24	--
Blocks	1 vs. ORL 11/1/24	1 vs. ORL 11/1/24	--
Minutes Played	30 vs. NOP 11/20/24	30 vs. NOP 11/20/24	--

Luke Travers - NBA Regular Season Statistics

SEASON	TEAM	GP	GS	MIN	FG	FGA	FG%	3PM	3PA	3P%	FT	FTA	FT%	OR	DR	TOT	A	ST	TO	BS	PTS	PPG
2024-25	CLE	12	0	88	5	20	.250	0	9	.000	2	2	1.000	8	12	20	8	1	8	1	12	1.0
TOTALS		12	0	88	5	20	.250	0	9	.000	2	2	1.000	8	12	20	8	1	8	1	12	1.0
AVERAGE		--	--	7.3	0.4	1.7	--	0.0	0.8	--	0.2	0.2	--	0.7	1.0	1.7	0.7	0.1	0.7	0.1	1.0	--





JAYLON TYSON
GUARD 24

Rookie

Height: 6'6

Weight: 218

Birthdate: 12/02/02 (22)

Previous: California



LET EM KNOW.



2024-25 SEASON:

Appeared in 47 games (three starts) for Cleveland, averaging 3.6 points and 2.0 rebounds in 9.6 minutes. Scored in double figures four times during the season.

- 🏆 Finished with a career-high 31 points, seven rebounds, four assists, three steals and one block in 46 minutes on April 13 vs. IND.
- 🏆 Recorded 15 points on 6-9 (.667) shooting from the field, five rebounds and one block in 17 minutes off the bench on Jan. 30 vs. ATL.
- 🏆 Contributed 10 PTS on 3-4 (.750) shooting from the field, 5 REB, 2 AST and 1 STL in 15 MIN off the bench on Jan. 20 vs. PHX.
- 🏆 Recorded his first career double-double with 16 points on 7-12 (.583) shooting from the field, a career-high and game-high tying 11 rebounds, a career-high seven assists and two steals in 37 minutes of play in his first career NBA start on Nov. 20 vs. NOP. With his first career NBA start, Tyson became the first Cavs rookie to tally at least 16 points, 11 rebounds, seven assists and 2 steals in a single game since Brad Daugherty on 4/7/87 (20 PTS, 11 REB, 7 AST, 2 STL vs. Boston).

PLAYOFF CAREER:

Has not appeared in a playoff game.

	2024-25 HIGHS	CAREER HIGHS	POSTSEASON HIGHS
Points	31 vs. IND 4/13/25	31 vs. IND 4/13/25	--
Field Goals Made	12 vs. IND 4/13/25	12 vs. IND 4/13/25	--
Field Goals Attempted	25 vs. IND 4/13/25	25 vs. IND 4/13/25	--
Three Point Field Goals Made	4 vs. IND 4/13/25	4 vs. IND 4/13/25	--
Three Point FG Attempted	12 vs. IND 4/13/25	12 vs. IND 4/13/25	--
Free Throws Made	3 2 times	3 2 times	--
Free Throws Attempted	4 vs. IND 4/13/25	4 vs. IND 4/13/25	--
Offensive Rebounds	5 vs. NOP 11/20/24	5 vs. NOP 11/20/24	--
Defensive Rebounds	6 vs. NOP 11/20/24	6 vs. NOP 11/20/24	--
Total Rebounds	11 vs. NOP 11/20/24	11 vs. NOP 11/20/24	--
Assists	7 vs. NOP 11/20/24	7 vs. NOP 11/20/24	--
Steals	3 vs. IND 4/13/25	3 vs. IND 4/13/25	--
Blocks	1 3 times	1 3 times	--
Minutes Played	46 vs. IND 4/13/25	46 vs. IND 4/13/25	--

Jaylon Tyson - NBA Regular Season Statistics

SEASON	TEAM	GP	GS	MIN	FG	FGA	FG%	3PM	3PA	3P%	FT	FTA	FT%	OR	DR	TOT	A	ST	TO	BS	PTS	PPG
2024-25	CLE	47	3	453	64	149	.430	20	58	.345	19	24	.792	37	59	96	44	13	26	3	167	3.6
TOTALS		47	3	453	64	149	.430	20	58	.345	19	24	.792	37	59	96	44	13	26	3	167	3.6
AVERAGE		--	--	9.6	1.4	3.2	--	0.4	1.2	--	0.4	0.5	--	0.8	1.3	2.0	0.9	0.3	0.6	0.1	3.6	--



DEAN WADE
FORWARD 32

6th Season in the NBA

Height: 6'9

Weight: 219

Birthdate: 11/20/96 (28)

Previous: Kansas State



LET EM KNOW.



2024-25 SEASON:

Appeared in 59 games (30 starts) this season for Cleveland.

- Averaged 5.4 points and 4.2 rebounds in 21.2 minutes.
- Scored 10+ points in nine games this season.
- Finished with his third career double-double with 10 PTS, a career-high 13 REB, 1 STL and 2 BLK in 25 MIN on Dec. 30 at Golden State.
- Recorded 19 PTS on 7-9 (.778) shooting from the field, including 5-7 (.714) shooting from the 3-point line, 5 REB and 2 STL in 27 MIN. It was the 8th time in his career with 5+ 3FGM

PLAYOFF CAREER:

Appeared in three games during the 2024 Playoffs (all against Boston in the Eastern Conference Semi-Finals)...during the 2023 Playoffs, appeared in two games with Cleveland.

	2024-25 HIGHS	CAREER HIGHS	POSTSEASON HIGHS
Points	19 vs. DET 10/25/24	23 vs. BOS 3/5/24	5 vs. BOS 5/11/24
Field Goals Made	7 vs. DET 10/25/24	8 3 times	2 vs. BOS 5/11/24
Field Goals Attempted	9 vs. DET 10/25/24	14 2 times	6 vs. BOS 5/11/24
Three Point Field Goals Made	5 vs. DET 10/25/24	6 4 times	1 3 times
Three Point FG Attempted	7 7 times	11 vs. PHI 4/1/21	4 2 times
Free Throws Made	2 5 times	4 3 times	2 vs. NYK 4/15/23
Free Throws Attempted	3 2 times	5 4 times	2 vs. NYK 4/15/23
Offensive Rebounds	5 vs. WAS 12/13/24	5 2 times	1 vs. BOS 5/11/24
Defensive Rebounds	10 at GSW 12/30/24	10 4 times	2 3 times
Total Rebounds	13 at GSW 12/30/24	13 at GSW 12/30/24	3 vs. BOS 5/11/24
Assists	5 at DEN 12/27/24	5 2 times	3 vs. BOS 5/11/24
Steals	3 4 times	3 18 times	1 vs. BOS 5/13/24
Blocks	2 6 times	3 2 times	1 2 times
Minutes Played	31 at HOU 1/22/25	40 vs. GSW 11/18/21	25 vs. BOS 5/13/24

Dean Wade - NBA Regular Season Statistics

SEASON	TEAM	GP	GS	MIN	FG	FGA	FG%	3PM	3PA	3P%	FT	FTA	FT%	OR	DR	TOT	A	ST	TO	BS	PTS	PPG
2019-20	CLE	12	0	71	9	13	.692	2	4	.500	0	1	.000	3	16	19	2	2	3	4	20	1.7
2020-21	CLE	63	19	1,212	134	311	.431	78	213	.366	30	39	.769	38	177	215	74	35	30	21	376	6.0
2021-22	CLE	51	28	980	99	217	.456	51	142	.359	20	30	.667	31	119	150	52	29	16	7	269	5.3
2022-23	CLE	44	13	891	73	177	.412	45	127	.354	15	23	.652	20	130	150	37	28	17	21	206	4.7
2023-24	CLE	54	32	1,108	96	232	.414	79	202	.391	20	26	.769	37	181	218	43	40	20	25	291	5.4
2024-25	CLE	59	30	1,252	112	271	.413	80	222	.360	16	30	.533	51	198	249	76	42	22	20	320	5.4
TOTALS		283	122	5,515	523	1,221	.428	335	910	.368	101	149	.678	180	821	1,001	284	176	108	98	1,482	5.2
AVERAGE		--	--	19.5	1.8	4.3	--	1.2	3.2	--	0.4	0.5	--	0.6	2.9	3.5	1.0	0.6	0.4	0.3	5.2	--

Dean Wade - NBA Postseason Statistics

SEASON	TEAM	GP	GS	MIN	FG	FGA	FG%	3PM	3PA	3P%	FT	FTA	FT%	OR	DR	TOT	A	ST	TO	BS	PTS	PPG
2022-23	CLE	2	0	11	0	1	.000	0	1	.000	2	2	1.000	0	3	3	0	0	0	0	2	1.0
2023-24	CLE	3	1	63	4	13	.308	3	10	.300	0	0	.000	1	5	6	5	1	2	2	11	3.7
TOTALS		5	1	74	4	14	.286	3	11	.273	2	2	1.000	1	8	9	5	1	2	2	13	2.6
AVERAGE		--	--	14.8	0.8	2.8	--	0.6	2.2	--	0.4	0.4	--	0.2	1.6	1.8	1.0	0.2	0.4	0.4	2.6	--



2024-25

SEASON IN REVIEW



2024-25 SEASON NOTES

HISTORICAL YEAR: The Cavs finished with the **NBA'S 2ND-BEST RECORD AT 64-18** (2nd-most wins in team history), including **34-7 at Rocket Arena, Cleveland**, who passed last season's win total by 16 victories (48 wins in 2023-24), started the campaign with a franchise-best 15-0 record, breaking the previous mark of 8-0 set in 1976-77. They were also just the **4th team in NBA history to start a season 15-0** and **1 OF 28 TEAMS IN LEAGUE HISTORY TO WIN 64+ GAMES**.

MOST WINS IN CAVS HISTORY		2024-25 SEASON		
THIS YEAR MARKED THE 2 ND MOST WINS IN TEAM HISTORY		NBA'S BEST RECORDS		
CAVS YEAR	WINS	OVERALL RECORD	HOME RECORD	ROAD RECORD
2008-09	66	1. OKC: 68-14	1. OKC: 35-6	1. BOS: 33-8
2024-25	64	2. CLE: 64-18	2. CLE: 34-7	2. OKC: 32-8
2009-10	61	3. BOS: 61-21	3. LAL: 31-10	3. CLE: 30-11
		Based on Win %		
60+ WINS: THIS IS THE 3 RD TIME IN TEAM HISTORY WITH 60+ WINS IN A SEASON (66 in '08-09 and 21 in '09-10).				
ROAD WARRIORS: THE CAVS SET A NEW FRANCHISE RECORD WITH 30 ROAD WINS (PREV. 27, 2008-09).				

BEST IN THE EAST: After a win over Chicago on April 8, the Cavs clinched the No. 1 seed in the Eastern Conference for **4th time in franchise history** (2008-09, 2009-10, 2015-16).

CENTRAL CROWN: After a win over Brooklyn on March 11, the Cavs clinched the Central Division title for just the **8th time in franchise history** (75-76, 08-09, 09-10, 14-15, 15-16, 16-17, 17-18, 24-25).

PLAYOFF BOUND: The Cavs clinched their **3rd straight playoff berth** (25th in franchise history) on March 5.

THE CAVS **WON A FRANCHISE-RECORD 16 STRAIGHT GAMES FROM FEB. 5-MARCH 14**, THE LONGEST IN CAVS HISTORY AND BY ANY NBA TEAM THIS SEASON

LONGEST WIN STREAKS IN THE NBA THIS SEASON		15-0 STARTS IN NBA HISTORY		CAVS LONGEST WIN STREAKS AT ANY POINT OF A SEASON	
2024-25 SEASON		THE ONLY NBA TEAMS TO START 15-0		FRANCHISE BEST WIN STREAKS	
NBA TEAM	WIN STREAK	NBA TEAM / YEAR	RECORD START	DATE	WIN STREAK
1. CLE	16 (2/5-3/14)	GSW '15-16	24-0	2/5/25 – 3/14/25	16
2t. CLE	15 (10/23-11/17)	CLE '24-25	15-0	10/23/24 – 11/17/24	15
2t. OKC	15 (12/3-1/5/17)	HOU '93-94	15-0	11/11/17 – 12/6/17	13
4. CLE	12 (12/13-1/9)	WSC '48-49	15-0	1/16/10 – 2/11/10	13
				3/7/09 – 3/31/09	13
<p>THREE 12+ GAME WIN STREAKS: CLEVELAND IS JUST THE 2ND TEAM IN NBA HISTORY TO HAVE 3 SEPARATE 12+ GAME WIN STREAKS IN A SINGLE SEASON (2006-07 DALLAS MAVERICKS).</p> <p>RECORD STREAKS: THE TOP 2 LONGEST WIN STREAKS IN FRANCHISE HISTORY HAVE OCCURRED THIS SEASON.</p> <p>TWO 15+ GAME WIN STREAKS: CLEVELAND IS JUST THE 6TH TEAM IN NBA HISTORY TO HAVE MULTIPLE 15+ GAME WIN STREAKS IN A SINGLE SEASON: 2006-07 PHX, 1999-00 LAL, 1996-96 UTA, 1970-71 MIL, 1946-47 WAS Capitols.</p>					



BY THE NUMBERS:

The Cavs set historical marks and ranked in the Top 10 in numerous categories this season.

121.9

The Cavs' PPG this season,
1ST IN THE NBA,
& A NEW
FRANCHISE RECORD
(114.1 PPG in '79-80)

.491

The Cavs' FG% this season,
2ND IN THE NBA
& 3RD-BEST IN
FRANCHISE HISTORY
(.502 FG% in '88-89)

.383

The Cavs' 3FG% this season,
2ND IN THE NBA
& 4TH-BEST IN
FRANCHISE HISTORY
(.407 3FG% in '89-90)

15.9

The Cavs' 3FGM per game this season,
2ND IN THE NBA
& A NEW
FRANCHISE RECORD
(13.5 3FGM/Game in '23-24)

+9.5

Cavs' PPG differential,
2ND IN THE NBA
& A NEW
FRANCHISE RECORD
(+8.9 in '08-09)

121.0

Cavs' OFFENSIVE RATING,
1ST IN THE NBA
& A NEW
FRANCHISE RECORD

111.8

Cavs' DEFENSIVE RATING,
8TH IN THE NBA

2.13

Cavs' AST to TOV ratio,
5TH IN THE NBA

28.1

Cavs' APG this season,
9TH IN THE NBA
& 2ND-BEST IN
FRANCHISE HISTORY
(28.6 in '92-93)

45

Cavs' 120-Point Games,
3RD IN THE NBA
& A NEW
FRANCHISE RECORD
(24 in '79-80 & '16-17)

20

Cavs' 130-Point Games,
T-3RD IN THE NBA
& A NEW
FRANCHISE RECORD
(5 in '16-17 & '17-18)

4

Cavs' 140-Point Games,
7TH IN THE NBA
& A NEW
FRANCHISE RECORD
(2 in '79-80 and '91-92)

FROM DEEEEEEP: CLEVELAND SET A **FRANCHISE RECORD FOR THREE-POINTERS IN A SINGLE SEASON WITH 1,303 (PREV. MARK WAS 1,130 IN 2023-24).**

- **100 OF THEM:** THE CAVS HAD 5 PLAYERS WITH 100+ 3FG THIS SEASON (MITCHELL, GARLAND, MERRILL, JEROME, STRUS).
- **200 3FG DUO:** DONOVAN MITCHELL AND DARIUS GARLAND ARE THE **1ST TEAMMATES IN FRANCHISE HISTORY TO EACH MAKE 200+ 3FG.**

MORE ON THE DEFENSE: THE CAVS ALLOWED OPPONENTS TO SHOOT JUST **.454 FROM THE FIELD, THE 3RD-BEST MARK IN THE NBA.**



CAVS TAKE OVER THE BAY: NBA ALL-STAR 2025 RECAP



ATKINSON'S TEAM WINS NEW NBA ALL-STAR TOURNEY (FEB. 16): Cavaliers Head Coach Kenny Atkinson, the head coach of Shaq's OGs at NBA All-Star 2025, went on to win the new All-Star tournament with wins over Chuck's Global Stars (featured Donovan Mitchell) and the Rising Stars (coached by Cavs assistant Jordan Ott). Darius Garland and Evan Mobley played on Kenny's Young Stars at the event.

- COACH ATKINSON IN CHARGE:** For Kenny Atkinson, it was his first time in his career that he has been honored with coaching the NBA All-Star Game. It was also the fourth time in franchise history that a Cavs head coach had been selected to coach in the NBA All-Star Game (Tyronn Lue in 2016, Mike Brown in 2009 and Lenny Wilkins in 1989).
- THREE ALL-STARS:** NBA All-Star 2025 marked just the fourth time in franchise history that the Cavaliers had three NBA All-Star selections (1989, 1993 and 2017) and just the second instance in team history where three All-Star players were accompanied by their head coach (1989, HC Lenny Wilkens, Mark Price, Brad Daugherty and Larry Nance Sr.). No other team had three All-Stars this year.
- MITCHELL THE STARTER:** It was the sixth NBA All-Star selection (2020-2025) for Donovan Mitchell in his career, including his second time being selected as a starter (2023, 2025). Mitchell joined LeBron James (10 times) and Kyrie Irving (two times) as the third Cavaliers player in franchise history to be selected as an All-Star Game starter on multiple occasions.
- GARLAND AND MOBLEY NAMED RESERVES:** It marked Darius Garland's second NBA All-Star selection with his first being at 2022 NBA All-Star Weekend in Cleveland and Mobley made his first All-Star appearance.

SKILLS CHALLENGE TITLE (FEB. 15): Team Cavaliers (Evan Mobley and Donovan Mitchell) took home the 2025 Kia Skills Challenge crown, becoming the first non-home team to win the Challenge since it was moved to a team event in 2022. Mobley, who also won the Skills Challenge in 2022, became the fourth NBA player to win the event twice (Dwyane Wade, Steve Nash, Damian Lillard).

DG THE THREE-POINT FINALIST (FEB. 15): Darius Garland participated in the 2025 Starry 3-Point Contest and advanced to the Final Round after his score of 24 in the opening round in which he paid homage to his father, Winston Garland. Garland donned a black Cavs' No. 22 jersey that had his father's name on the back. Winston also played for the Golden State Warriors, where NBA All-Star 2025 was held, from 1987-1990.

CAVS ASSISTANT COACHES LED TEAM C TO RISING STARS CROWN (FEB. 14): In the 2025 Castrol Rising Stars event, Cavs Assistant Coach Jordan Ott, who was the head coach of Team C (Chris Mullin), along with additional members of the Cavs coaching staff, led them to a win over Team G League in the final round to claim the Rising Stars title. With the win, Team C advanced to the NBA All-Star Game mini-tournament.





130+ POINTS: The Cavs scored **130+ PTS in 20 games this season**, breaking the **FRANCHISE RECORD** for 130+ PT games in a single season (previous record was 5 times in '16-17 & '17-18). **Cleveland has also broke the team record for most 120+ PT games in a season with 45** (prev. record was 24 in '79-80 & '16-17).

140+ POINTS: The Cavs scored **140+ PTS in a franchise single-season record 4 games this season**, surpassing the previous mark of 2 times in 1979-80 and 1991-92.

BIG 149, MOST POINTS IN REGULATION: In Cleveland's road win at Denver on Dec. 27, the Cavs scored their **MOST POINTS IN A ROAD GAME EVER**, as well as their **MOST POINTS IN REGULATION EVER!**

MOST POINTS SCORED IN REGULATION	MOST POINTS SCORED IN ANY GAME
CAVS HISTORY	CAVS HISTORY
149 at DEN (12/27/24)	154 vs. LAL (4 OT, 1/29/80)
148 vs. MIA (12/17/91)	149 at DEN (Reg, 12/27/24)
144 vs. DAL (2/2/25)	148 vs. MIA (Reg, 12/17/91)
144 vs. CHI (11/15/24)	147 vs. BKN (2 OT, 1/20/21)
144 vs. TOR (12/26/21)	145 vs. CHI (OT, 1/2/23)

HOW ABOUT 144 POINTS, INCLUDING 50 IN A QUARTER AND 91 IN A HALF: In Cleveland's victory against Dallas on Feb. 2, the Cavs rang up **144 points**, which was tied for their 3rd-most ever in a regulation game. The Cavs also set franchise records for points in a quarter (**50 in the 1st Q**), points in a half (**91 in the 1st H**), biggest halftime lead (**+45, 91-46**) and three-pointers made for a game (26).

MOST POINTS IN A QUARTER	MOST POINTS IN A HALF
CAVS HISTORY	CAVS HISTORY
50 (1st Q, 2/2/25 vs. DAL)	91 (1st H, 2/2/25 vs. DAL)
49 (1st Q, 11/15/24 vs. CHI)	83 (1st H, 11/8/24 vs. GSW)
47 (1 st Q, 3/31/23 vs. NYK)	83 (2 nd H, 1/2/23 vs. CHI)
47 (4th Q, 1/25/24 vs. HOU)	81 (1 st H, 11/23/16 vs. POR)
46 (6 Times)	81 (1 st H, 12/11/21 vs. SAC)

LARGEST HALFTIME LEADS IN CAVS HISTORY	
DATE / OPPONENT	HALFTIME LEAD
2/2/25 vs. DAL	+45 (91-46)*
11/9/24 vs. GSW	+41 (83-42)*
1/23/2015 vs CHA	+35 (75-40)
11/25/2016 vs DAL	+34 (72-38)
11/26/2008 vs OKC	+34 (66-32)
<i>*This Season</i>	

MOST 3FGM IN A GAME IN CAVS HISTORY	
DATE / OPPONENT	3FGM
2/2/25 vs. DAL	26*
1/24/25 at PHI	25*
3/3/17 vs. ATL	25
4 Times	23
<i>*This Season</i>	



SAM MERRILL MADE A CAREER-HIGH 9 3FG VS. DALLAS ON FEB. 2, THE MOST EVER BY A CAVS BENCH PLAYER.



WILD, WILD WEST: The Cavs went **23-7** against the West this season, including winning their first **11 meetings**, which was the team's best EVER start vs. the West (previous mark of 5-0 in 2009-10. Cleveland also tied their best EVER win streak against the West (also had **11 straight wins** over the West in 2008-09 from 11/3/08 to 1/16/09). Their 23 wins are tied for the 4th most in team history.

WINNING BY 10+: The Cavs won **41** games by at least 10 points this season (T-2nd-most in NBA), including a franchise-record 10 consecutive games by double-digits from Dec. 13-Jan. 5. Their 10 straight wins by double figures also tied the NBA single season record, done 3 other times (Rockets in 2008, Nets in 2004, Washington Capitols in 1946).

MOST WINS BY 10+ PTS THIS SEASON

NBA TEAM	DOUBLE-DIGIT WINS
1. OKC	54
2t. CLE	41
2t. BOS	41
The Cavs won 18 games by 20+ PTS, a new franchise single season record.	

20 THREES: The Cavs made **20+ 3FG** 11 times this season, the most in team history (prev. 9 times in 2023-24), including a stretch of 4 consecutive games for the 1st time ever (Dec. 20-27) and a **FRANCHISE SINGLE GAME RECORD 26 3FG** vs. Dallas on Feb. 2.

COACH KENNY'S 64 WINS: After becoming the **FIRST HEAD COACH IN NBA HISTORY** with an undefeated record through his first 15 games with a new team, **KENNY ATKINSON** is the 5th coach ever to win 64+ games in his first season with a new team. He joins Bill Sharman (69 W, LAL 1971-72), Phil Jackson (67 W, LAL 1999-00), Steve Kerr (67 W, GSW in 2014-15), and Flip Saunders (64 W, DET in 2005-06) to accomplish this feat.

2X COACH OF THE MONTH: Kenny Atkinson has been named the **NBA Eastern Conference Coach of the Month TWICE** this season (Oct./Nov. & Dec.). He is just the 2nd coach in Cavs history to win the award in consecutive months (Mike Brown in Mar./Apr. 2009) and just the 5th Cavs coach to win the award multiple times.

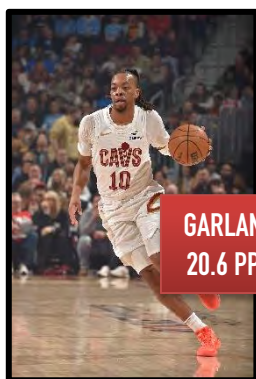
CAVALIERS COACHES TO WIN NBA COACH OF THE MONTH

CAVS COACH	CAVS COACH
George Karl (Feb. '85)	David Blatt (2 Times)
Lenny Wilkens (3 Times)	Tyrone Lue (Oct/Nov '16)
Mike Fratello (2 Times)	J.B. Bickerstaff (Jan. '22)
Mike Brown (5 Times)	KENNY ATKINSON (2 Times)

BALANCE ATTACK: The Cavs had 6 players averaging 12.0+ PPG this season.



MITCHELL
24.0 PPG




GARLAND
20.6 PPG



MOBLEY
18.5 PPG



ALLEN
13.6 PPG



JEROME
12.5 PPG



HUNTER
17.0 PPG

NBA'S HIGHEST SCORING BACKCOURTS (PPG)

TEAM/BACKCOURT

44.7 – OKC
Gilgeous-Alexander (32.7)
Aaron Wiggins (12.0)

44.6 - CLE
MITCHELL (24.0)
GARLAND (20.6)

14.3 PPG WITH CAVS





EAST
PLAYER OF THE MONTH
(FEB.), TWO-TIME
PLAYER OF THE WEEK &
NBA ALL-STAR STARTER

ALL-NBA
FIRST TEAM?



26.2

Mitchell's PPG since joining the Cavs in 2022-23, the **2ND-HIGHEST CAREER PPG IN FRANCHISE HISTORY**, behind only LeBron James (27.2).

GETTING IT DON: DONOVAN MITCHELL, a **2025 NBA ALL-STAR STARTER**, averaged a team-high 24.0 PPG (16th-best in NBA), 4.5 RPG, 5.0 APG and 1.34 SPG (23rd in NBA) in 31.4 MPG this season. Mitchell has scored 20+ points in 48 games, including 19 games of 30+ PTS, and has a career-high tying 6 double-doubles.

AWARD SEASON: This year, DONOVAN MITCHELL was named the **EASTERN CONFERENCE PLAYER OF THE MONTH** (Feb.) and **PLAYER OF THE WEEK TWICE** (Oct. 28-Nov. 3 and Oct. 27-Feb. 2). Mitchell and LeBron James are the only players to win Player of the Month honors in franchise history.

MOST PLAYER OF THE WEEK AWARDS IN CAVS HISTORY

PLAYER	PLAYER OF THE WEEK AWARDS
1. LeBron James	42
2. DONOVAN MITCHELL	5
3. Kyrie Irving	4

SPIDA ALREADY HAS THE 2ND-MOST 40-POINT GAMES IN CAVALIERS HISTORY

PLAYER	40-PT GAMES
1. LeBron James	51
2. DONOVAN MITCHELL	19
3. Kyrie Irving	11

SPIDA HAS THE 5TH-MOST 3FGM SINCE ENTERING THE NBA IN 2017-18

PLAYER	3FGM
1. Stephen Curry	2,141
2. Buddy Hield	1,979
3. James Harden	1,793
4. Damian Lillard	1,762
5. DONOVAN MITCHELL	1,618
*Mitchell made 233 3FG this season (12 th in NBA)	

CLIMBING UP THE 30-POINT LADDER:

After a 35-PT night in Chicago on Nov. 11, **DONOVAN MITCHELL** passed Kyrie Irving (54) for the **3rd-most 30-point games in Cavs history**. He later passed World B. Free for 2nd all-time after his 35-point performance in a win over Boston on Dec. 1.

SPIDA ALREADY HAS THE 2ND-MOST 30-POINT GAMES IN CAVS HISTORY

CAVALIER (TOTAL GAMES PLAYED AS A CAV)	30-PT GAMES
1. LeBron James (849 GP)	324
2. DONOVAN MITCHELL (194 GP)	71
3. World B. Free (275 GP)	58
4. Kyrie Irving (381 GP)	54
5. Mike Mitchell (271 GP)	41

PERFECT 4TH OVER BOSTON: During Cleveland's come-from-behind win over Boston on Dec. 1, **DONOVAN MITCHELL** finished with a game-high 35 PTS, 7 REB, 3 AST, 2 STL and 1 BLK. He scored **20 of his points in the 4th quarter**, shooting a perfect 6-6 FG, 4-4 3FG and 4-4 FT, to go along with 5 REB. Since 2002-03, the only other NBA player to record 20+ PTS on perfect shooting and 5+ REB in a 4th quarter is teammate Dean Wade, who also did it vs. Boston on 3/5/24.

GAME WINNER: During a 30-PT effort at Milwaukee on Nov. 2, **DONOVAN MITCHELL** made the game-winning basket, a 19-ft jump shot with 0.3 seconds remaining, that gave Cleveland a 114-113 victory.



DG THE PG: **2025 NBA ALL-STAR** DARIUS GARLAND averaged 20.6 PPG on .472 FG%, .401 3FG% and .878 FT% (17th in NBA), 6.7 APG (12th in NBA) and 1.21 SPG in 30.7 MPG this season. He topped 20+ PTS on 40 occasions, 30+ PTS 5 times, 40+ points once and has 7 double-doubles this season.



TALLIED 103 POINTS
& .534 FG% IN CLUTCH
SITUATIONS

**CLUTCH
PLAYER
OF THE YEAR?**

2

Players in the entire NBA to average 20.0+ PPG, 6.0+ APG, and .400+ 3FG% this season. (DARIUS GARLAND, Nikola Jokic).

THE ONLY NBA PLAYERS THIS SEASON
WITH 20.0+ PPG, 6.0+ APG, .400+ 3FG%

NBA PLAYER

DARIUS GARLAND (CLE)

Nikola Jokic (DEN)

*Garland also made 212 3FG this season, the 3rd-most in Cavs history.

C ANOTHER PLAYER OF THE WEEK: DARIUS GARLAND won the PLAYER OF THE WEEK AWARD TWICE THIS SEASON (week ending Nov. 10 and Jan. 12). With 3 such awards for his career, he is now the 4th player in Cavs history to win the award 3+ times (LeBron James-42, Donovan Mitchell-5, Kyrie Irving-4). Garland and Mitchell won the award in consecutive weeks this year, just the 2nd teammates in Cavs history to accomplish that feat.

CAVALIERS TEAMMATES TO WIN PLAYER OF THE WEEK
IN CONSECUTIVE WEEKS

CAVS TEAMMATES (WEEK ENDING)

DONOVAN MITCHELL (11/3/24) & DARIUS GARLAND (11/10/24)

LeBron James (1/25/15) & Kyrie Irving (2/1/15)


C DG AT MSG: In Cleveland's road win in New York (10/28), DARIUS GARLAND became just the 3rd player in Cavs history to record 34+ PTS, 5+ 3FG, 2+ STL and 2+ BLK in a single game, joining LeBron James (11/21/07, 12/19/17) and Larry Hughes (12/11/07).

C DG'S BUZZER BEATER: DARIUS GARLAND made the game-winning shot, a 31-foot three-pointer, as time expired that gave the Cavs a 118-115 victory at Detroit on Feb. 5. It was his first game-winning shot at the buzzer of his NBA career and the first by any Cavalier since Max Strus's 59-foot buzzer beater on Feb. 27, 2024 vs. Dallas.

C 40-PIECE: After his season-high 40-PT, 9-AST night in the win over Toronto on Jan. 9, Garland now has 5 career 40-PT games, the 4th-most in Cavaliers history.

THE ONLY PLAYERS IN CAVS HISTORY WITH 5+ 40-PT GAMES

PLAYER	40-PT GAMES
LeBron James	51
DONOVAN MITCHELL	19
Kyrie Irving	11
DARIUS GARLAND	5



**DG'S BUZZER BEATER
FEB. 5, 2025 AT DET**



CLUTCH PERFORMER

DATE & OPPONENT	GARLAND'S 4Q POINTS	CLUTCH BASKETS	GAME RESULT
10-28 at NYK	15	10 PTS IN FINAL 4:27	W, 110-104
11-4 vs. MIL	12	12 PTS IN FINAL 5:51 & GO-AHEAD 3FG W/45 SECONDS TO GO	W, 116-114
11-9 vs. BKN	8	8 PTS IN FINAL 4:08	W, 105-100
12-1 vs. BOS	4	4 PTS IN FINAL 16 SECONDS	W, 115-111
1-9 vs. TOR	14	3FG TO PUT CAVS UP 129-124 WITH 40 SECONDS LEFT	W, 132-126
1-14 at IND	13	PUT THE CAVS UP 9 WITH HIS 3FG AT 4:48 MARK OF 4Q	W, 127-117
1-18 at MIN	11	9 PTS IN FINAL 5:41	W, 124-117
2-5 at DET	18	11 PTS IN FINAL 3 MINUTES & GAME-WINNING 3FG AT BUZZER	W, 118-115
3-7 at CHA	6	6 PTS IN FINAL 3:01	W, 118-117
3-11 vs. BKN	18	LAYUP WITH 52 SECONDS LEFT TO GIVE CAVS 103-99 LEAD	W, 109-104
3-30 vs. LAC	9	9 PTS IN FINAL 6:18	W, 127-122
4-11 at NYK	13	PERFECT 6-6 FG IN 4Q TO HELP OVERCOME 23-PT DEFICIT	W, 108-102
GARLAND WAS NBA-BEST +85 IN THE CLUTCH & LED CAVS TO 25 WINS IN CLUTCH SITUATIONS (T-2 ND -MOST IN NBA)			



THE EVAN EFFECT: This season, **2025 NBA ALL-STAR** EVAN MOBLEY averaged a CAREER HIGH 18.5 PPG (.557 FG%-12th in NBA, .370 3FG%, .725 FT%), 9.3 RPG (14th in NBA), 3.2 APG, 0.86 SPG and 1.59 BPG (5th-best in NBA) in 30.5 MPG. He also notched a career-high 37 double-doubles (13th in NBA) and 21 games of 20+ PTS/10+ REB.

NBA'S ONLY PLAYER TO
AVERAGE
1.5+ BPG AND 2.0 OR
FEWER FOULS IN '24-25

DPOY?

NBA LEADERS IN PLUS/MINUS

PLAYER

1. Shai Gilgeous-Alexander (OKC): +918
2. Nikola Jokic (DEN): +594
3. Isaiah Joe (OKC): +550
4. Luguentz Dort (OKC): +549
5. EVAN MOBLEY (CLE): +546

34

Games Mobley recorded at
least 2 BLK this season.



1 OF 3: EVAN MOBLEY was 1 of only 3 players this season to average at least 18.0 PPG, 9.0 RPG and 1.50 BPG. He is the **ONLY ONE** below shooting .370+ on 3FG%.

THE ONLY NBA PLAYERS AVERAGING
18.0+ PPG, 9.0+ RPG & 1.50+ BPG IN 2024-25

PLAYER

EVAN MOBLEY (CLE)

Anthony Davis (DAL)
Victor Wembanyama (SAS)

2X DPOM

Mobley has been named the Eastern Conference
Defensive Player of the Month **TWICE** this season (Dec. &
Feb.), the **FIRST** NBA player to do so.

MAJOR NUMBERS: In a win over Brooklyn on Nov. 9, EVAN MOBLEY became the 1st player since 1973-74 (when steals were introduced) to accumulate at least 23 PTS, 16 REB, 4 STL and shoot .909 FG% (10-11 FG) in a single game.

4 FOR 41: At Charlotte on Dec. 7, EVAN MOBLEY erupted for a career-best 41 PTS (23 in 1Q), a career-high 6 3FG, 10 REB and 3 BLK, becoming just the 4th player in NBA history to reach those numbers. He also scored 23 of his 41 PTS in the opening period, his most ever in a quarter and tied for the 3rd-most in the opening period by a Cavs player in franchise history.

MOBLEY'S MONSTER 41-PT NIGHT

(12/7 AT CHARLOTTE)

THE ONLY PLAYERS IN NBA HISTORY WITH
41+ PTS, 6+ 3FG, 10+ REB & 3+ BLK

MOST POINTS SCORED IN AN OPENING QUARTER
IN CAVS HISTORY

NBA PLAYER / DATE

STAT LINE

1. Vince Carter (2/7/05)	43 PTS, 7 3FG, 14 REB, 3 BLK
2. Vince Carter (4/7/07)	46 PTS, 7 3FG, 16 REB, 3 BLK
3. Kevin Durant (12/8/08)	41 PTS, 6 3FG, 10 REB, 3 BLK
4. James Harden (12/28/19)	44 PTS, 6 3FG, 10 REB, 3 BLK
5. EVAN MOBLEY (12/7/24)	41 PTS, 6 3FG, 10 REB, 3 BLK

**Mobley is THE ONLY PLAYER IN CAVS HISTORY TO POST
THESE NUMBERS IN A SINGLE GAME*

CAVS PLAYER

1ST Q PTS / DATE

1. Kevin Love (11/23/16)	34
2. LeBron James (4/11/08)	24
3t. LeBron James (2/6/10)	23
3t. LeBron James (1/31/10)	23
3t. Donovan Mitchell (3/31/23)	23
3t. EVAN MOBLEY (12/7/24)	23

**Mobley shot 9-10 FG and 5-5 3FG in the 1Q*



MR. ACCURACY: JARRETT ALLEN shot over .600 FG% for the 6th consecutive season, as he averaged 13.6 PPG on a CAREER-HIGH and FRANCHISE-RECORD .706 FG% (BEST in NBA), 9.7 RPG (11th in NBA), 0.94 SPG and 0.89 BPG in 28.0 MPG. He also had a team-high 40 double-doubles, the 10th-most in the NBA.

CONTESTED THE
3RD-MOST SHOTS
IN THE NBA (766)

**NBA ALL-
DEFENSIVE
TEAM?**

NBA LEADERS IN FG% (2024-25)

PLAYER	FG%
1. JARRETT ALLEN (CLE)	.706
2. Jalen Duren (DET)	.692
3. Rudy Gobert (MIN)	.669
4. Ivica Zubac (LAC)	.628

BEST FG% IN A SINGLE SEASON (CAVS HISTORY)

PLAYER (MINIMUM 100 FGM IN A SEASON)	FG%
1. JARRETT ALLEN (2024-25)	.706
2. Jarrett Allen (2021-22)	.677
3. Jarrett Allen (2022-23)	.644
4. Jarrett Allen (2023-24)	.634
5. Jarrett Allen (2020-21)	.609
6. Tyrone Hill (1996-97)	.600

20

Rebounds that Allen grabbed at Brooklyn on Feb. 20, a season high and his 7th time in his career he's recorded that many boards.



HISTORIC 5 GAMES: In the Cavs' first 5 games of the season, JARRETT ALLEN averaged 17.8 PPG on .791 (34-43) shooting from the field. He became the **FIRST PLAYER IN IN THE SHOT CLOCK ERA to make 34+ field goals on .790+ FG% in the first 5 games of a season.**

FRO REAL: In a win at Brooklyn on Feb. 20, JARRETT ALLEN (16 PTS, 20 REB, 8-9 FG, .889 FG%) became the 1st player in Cavs history to post 16+ PTS, 20+ REB and a .889 FG% in a single game. Allen also became the **only player NBA-ABA merger to have a 20-rebound double-double while playing 25 minutes or less.**

LIKE WILT: After wins at Chicago on March 4 (25 PTS, 17 REB, 10-11 FG) and San Antonio on March 27 (29 PTS, 15 REB, 10-11 FG), JARRETT ALLEN now has **4 career games with 25+ PTS, 15+ REB and .900+ FG%.** Allen and Wilt Chamberlain (12) are the only players in NBA history to have 4+ career games with 25+ PTS, 15+ REB and .900+ FG%.



BENCH MARKS: The Cavaliers' bench averaged 39.7 PPG, the 8th-most in the NBA. Cleveland's reserves also ranked in the Top 10 in FG% (9th, .459), 3FG% (4th, .380), APG (6th, 9.6) and SPG (9th, 3.24), while setting an NBA bench record with 545 three-pointers.

MOST 3FGM AMONG NBA BENCHES ('24-25)

TEAM	3FGM OFF BENCH
1. CLEVELAND	545
2. Atlanta	516
3. Memphis	500

HIGHEST 3FG% AMONG NBA BENCHES ('24-25)

TEAM	3FG% OFF BENCH
1. Milwaukee	.397
2. Memphis	.391
3. Boston	.385
4. CLEVELAND	.380



545

3FGM by the Cavaliers' bench this season,
**THE MOST THREE-POINTERS MADE
BY ANY BENCH IN NBA HISTORY!**



SIXTH MEN OF THE YEAR: The Cavaliers have two candidates for the NBA's Sixth Man of the Year in **TY JEROME** (NEAR 50-40-90 CLUB & RANKED IN NBA'S TOP 25 IN FG%, 3FG% and FT%) and **DE'ANDRE HUNTER** (TOP BENCH SCORER IN THE NBA).

**JEROME AND
HUNTER FOR
SIXTH
MAN OF
THE YEAR**

POINTS PER GAME LEADERS IN GAMES OFF BENCH

PLAYER	PPG
1. DE'ANDRE HUNTER (CLE)	16.9
2. Malik Beasley (DET)	15.3
3. Payton Pritchard (BOS)	14.0
*Ty Jerome ranked 8 th in PPG among bench players	

FG% LEADERS IN GAMES OFF BENCH

PLAYER	FG%
1. Jonas Valanciunas (SAC)	.581
2. Obi Toppin (IND)	.531
3. T.J. McConnell (IND)	.519
4. TY JEROME (CLE)	.512

FITTING IN NICELY: After joining the Cavs at the trade deadline, **DE'ANDRE HUNTER** shot **.426 (60-141)** from beyond the arc, while also averaging **14.3 PPG (.485 FG%)** and **4.2 RPG** in **25.0 MPG (27 games)**.

TY CLOSE TO 50-40-90:

TY JEROME averaged a **CAREER-HIGH 12.5 PPG** while shooting **.516 FG% (25th in NBA)**, **.439 3FG% (4th in NBA)** and **.872 FT% (23rd in NBA)** this season. He fell just shy of the 50-40-90 club but was the **NBA's only player this season with 50-40-87 spits**.



- **UNDER 20 MINUTES:** NO OTHER PLAYER IN THE ENTIRE NBA averaged 12.0+ PPG in under 20.0 MPG. Jerome averaged **12.5 PPG IN JUST 19.9 MPG**.

- **MOST IMPROVED?:** **TY JEROME** averaged **CAREER-HIGHS** in PPG, SPG, FG% and 3FG% and was **THE ONLY RESERVE IN THE NBA** averaging **10.0+ PPG, 3.0+ APG, .500+ FG% & .400+ 3FG% (minimum 25 games off bench)**.

- **3-PT PERFECTION:** During a career-high 33-PT effort at Philadelphia on Jan. 24, **TY JEROME** shot a perfect 8-8 3FG. Jerome became just the **11TH PLAYER IN NBA HISTORY** and the **FIRST PLAYER IN FRANCHISE HISTORY** to finish 8-8 or better from beyond the arc in a single game. Jerome is also just the **2ND PLAYER IN LEAGUE HISTORY** to finish 8-8 from three off the bench (Sam Perkins, 1/15/97).

- **A BIT OF EVERYTHING:** During Cleveland's win over Portland on March 2, **TY JEROME** tallied **25 PTS, 5 REB, 6 AST** and a **CAREER-HIGH 6 STL**, becoming the **2ND player in NBA history to put up those numbers off the bench**. He joined Golden State's Gus Williams (27 PTS, 5 REB, 7 AST, 7 STL) on Dec. 7, 1975 vs. Seattle.





STATISTICAL LEADERS AMONG THE TOP 8 BENCH SCORERS IN THE NBA

^Stats based off their averages in games played off the bench

	DE'ANDRE HUNTER CAVALIERS	Malik Beasley Pistons	Payton Pritchard Celtics	Naz Reid T-Wolves	Keldon Johnson Spurs	Caris LeVert Hawks	Scout Henderson Blazers	TY JEROME CAVALIERS
PPG	16.9	15.3	14.0	13.1	12.7	12.4	12.1	12.0
RPG	3.7	2.5	3.8	5.2	4.8	3.2	3.0	2.5
APG	1.5	1.5	3.3	2.0	1.6	3.4	4.8	3.3
SPG	0.75	0.95	0.88	0.73	0.64	0.92	1.02	1.16
FG%	.475	.422	.472	.478	.482	.476	.407	.512
3FG%	.395	.419	.411	.396	.318	.379	.335	**421
FT%	.833	.618	.841	.767	.773	.706	.763	.866
LEAST MPG	26.8	26.4	28.1	25.4	23.9	24.8	26.0	*19.6

JEROME LED 5 OF THE CATEGORIES ABOVE WHILE HUNTER WAS THE NBA'S NO. 1 BENCH SCORER

*Jerome became **1 OF 2 PLAYERS IN NBA HISTORY (MIN. 40 GAMES) TO AVERAGE 12.0+ POINTS PER GAME AND 1.0+ STEALS PER GAME IN LESS THAN 20.0 MINUTES PER GAME** (Quintin Dailey in 1987-88). He had the **HIGHEST** scoring average in the NBA of any player playing fewer than 20 minutes per game.

**Jerome shot .439 3FG% this season overall, which is the highest 3FG% this season among any of the other 7 players listed above.

JERSEY NUMBERS: Here's a breakdown of the Cavaliers' 2024-25 record by jersey.

Association: 31-7

Icon: 14-2

Statement: 14-8

City: 5-1



RECENT TRANSACTIONS:

4/5/25 – The Cavaliers signed forward Chuma Okeke.

3/2/25 – The Cavaliers signed forward Nae'Qwan Tomlin to a Two-Way Contract. The Cavaliers also waived forward JT Thor.

2/23/25 – The Cavaliers signed guard/forward Javonte Green.

2/20/25 – The Cavaliers signed forward Nae'Qwan Tomlin to a 10-day contract.

2/7/25 – The Cleveland Cavaliers acquired forward De'Andre Hunter in a trade with the Atlanta Hawks. As part of the trade, the Cavaliers sent three second round picks, two pick swaps and forward Georges Niang and guard Caris LeVert to Atlanta.

10/19/24 – The Cavaliers waived Pete Nance, Jules Bernard, Zhaire Smith, and Jacob Gilyard.

9/17/24 – The Cavaliers signed guard/forward Isaac Okoro to a multi-year contract.

9/9/24 – The Cavaliers signed forward JT Thor to a Two-Way contract; The Cavaliers also re-signed center Tristan Thompson.

9/5/24 – The Cavaliers finalized their coaching staff for the 2024-25 season and named Johnnie Bryant as Associate Head Coach and Jordan Ott, Mike Gerrity, DeMarre Carroll, Trevor Hendry, Omar Cook, Bryan Tibaldi and Nate Reinking as Assistant Coaches on Head Coach Kenny Atkinson's staff.

8/28/24 – The Cavaliers signed forward Luke Travers to a Two-Way contract.

8/2/24 – The Cavaliers signed center Jarrett Allen to a multi-year contract extension.

7/22/24 – The Cavaliers signed forward/center Evan Mobley to a multi-year contract extension.

7/7/24 – The Cavaliers signed guard Donovan Mitchell to a multi-year contract extension.

7/3/24 – The Cavaliers signed their 2024 NBA Draft pick, guard Jaylon Tyson.

6/28/24 – The Cavaliers hired Kenny Atkinson as Head Coach.

6/27/24 – The Cavaliers selected guard Jaylon Tyson from University of California with the 20th overall pick in the 2024 NBA Draft.





CAVALIERS KEY DATES

October 23 – Cleveland defeated Toronto 136-106 (+30) in its season opener, marking the Cavs 2nd-largest margin of victory in a regular season opener in team history (won 133-93 at CHA to start the 1988-89 season). The Cavs 136 points were also the most the team has ever scored in a season opener and the most points the Cavs have ever scored in a game in Toronto in team history.

October 26 – Donovan Mitchell finished with a game-high 30 points, including 6-11 (.545) shooting from the 3-point line, five assists, four rebounds, and a game-high four steals in 29 minutes. It was his first career game in the NBA with at least 30 points and four steals in less than 30 minutes of play.

Jarrett Allen recorded 23 points on a perfect 10-10 shooting from the field, five rebounds, one steal and two blocks in 25 minutes of play. Allen shot 20-24 (.833) from the field in the Cavaliers first three games of the season.

October 28 – Darius Garland recorded a game-high 34 points on 12-19 (.632) shooting from the field, including 5-8 (.625) shooting from the 3-point line, three assists, three rebounds, two steals and two blocks in 33 minutes in New York. It was his first 30-point game at Madison Square Garden in his career.



He scored 15 of his points in the 4th quarter on 5-7 (.714) shooting from the field and 3-4 (.750) shooting from the 3-point line.

With his 26th point of the game, Garland passed Jim Chones (5,729 PTS) for 15th on the Cavaliers all-time scoring list.

October 30 – The Cavs were 5-0 to start the season, marking the 3rd time in team history the Cavs have started a season 5-0 or better (8-0 to start the 1976-77 season and 6-0 to start the 2016-17 season).

November 1 – With Cleveland's win over Orlando, Cavs head coach Kenny Atkinson became the 8th coach in NBA history to win his first 6 games to begin a season in the first year coaching a new team. It was also the best start by a new Cavs coach in team history.

The 2024-25 Cavaliers were just the 2nd team in NBA history to start a season 6-0 with every player on the roster averaging less than 30 minutes per game (1978-79 Seattle Supersonics) [via Elias Sports].

November 2 – Donovan Mitchell hit the game-winning mid-range jumper with 00.3 seconds left on the clock to give the Cavs the 114-113 win over the Bucks. It was his first career game-winning shot with less than a second remaining in the 4th quarter or overtime.

The Cavaliers were 7-0 to start the season, marking the 2nd time in team history the Cavs have started a season 7-0 or better (8-0 to start the 1976-77 season).

November 4 – Darius Garland recorded a game-high 39 points on 15-22 (.682) shooting from the field, including 7-11 (.636) shooting from the three-point line, a game-high eight assists and two rebounds in 35 minutes vs Milwaukee. Garland scored 22 of his 39 points in the 1st half, marking his 2nd-highest scoring opening half of his career (25 PTS in 1st half vs. PHX on 3/11/24). He became just the 5th player in Cavaliers history to record at least 39 points, eight assists and seven 3FGM, joining LeBron James (3 times), Mo Williams, Kyrie Irving and Donovan Mitchell.

The Cavaliers were 8-0 to start the season, tying the best start in franchise history (8-0 to start the 1976-77 season).

November 6 – The Cavaliers were 9-0 to start the season which is the best start to a season in franchise history (previous best was 8-0 to start the 1976-77 season).

Cleveland was also the second team in NBA history to start 9-0 and score 110+ pts in each game (1960-61 phi).

Cavs head coach Kenny Atkinson became the 1st head coach in NBA history to win his first nine games to begin a season in the 1st year coaching a new team.

November 8 – The Cavs were an NBA-best 10-0 to start the season which was the best start to a season in franchise history. Cleveland defeated Golden State 136-117 (+19) and outscored the Warriors 83-42 (+41) in the 1st half, which tied the Cavs record for most points in any half in team history (83 PTS in 2nd half on Jan. 2, 2023 vs. CHI). Cleveland's

41-point halftime lead was the largest lead at the break in franchise history. Cleveland made 14 triples in the 1st half, tying the 2nd-most triples in a half in team history.

Cavs head coach Kenny Atkinson remained as the only head coach in NBA history to win his first 10 games to begin a season in the 1st year coaching a new team.

With his third assist of the game against Golden State, Garland (2,119 AST) passed Kyrie Irving and Fouts Walker (2,115 AST) for 5th on the Cavs all-time assists list.

November 9 – Cleveland defeated Brooklyn on Saturday night 105-100 and trailed by as many as 14 points, which was their second largest come from behind victory of the season.

Evan Mobley finished with his third double-double of the season with 23 points on 10-11 (.909) shooting from the field, a season-high 16 rebounds, four steals and one block in 35 minutes in Saturday's win. He was the only NBA player to record those numbers in a single game since 1973-74 (when steals became official).

November 11 – The Cavs were an NBA-best 12-0 to start the season, becoming the 8th team in NBA history to start a season 12-0.

Cleveland defeated Chicago 119-113, making them 6-0 on the road. It was the 8th time in team history the Cavs have won 6-straight road games and the first time to win 6-straight road games to start a season.

With his lone 3-pointer of the game, Darius Garland (724 3FGM) passed Kyrie Irving (723 3FGM) for 4th on the Cavaliers all-time 3-pointers made list. Garland was also named the Eastern Conference Player of the Week for Week 3 (games played Monday, November 4, through Sunday, November 10), averaging 25.0 PPG and 7.3 APG during that week.

November 13 – The Cavs were an NBA-best 13-0 to start the season, becoming the 6th team in NBA history to start a season 13-0.

Cleveland defeated Philadelphia 114-106, making them 7-0 on the road this season.

Cavs head coach Kenny Atkinson tied the longest winning streak in NBA history (13 games) to begin a career with a team at any point of a season (Lawrence Frank - 13-0 from Jan. 27-Feb. 24, 2004 with NJN).

November 15 – The Cavs defeated the Bulls 144-126 and extended their record to 14-0 to start the season, securing the 4th-best start to a season in NBA history.

Cleveland's 144 points against Chicago tied the 2nd-most points scored in regulation in franchise history which was kicked off by 49 points in the 1st quarter, the most points in any quarter in team history.



Cavs head coach Kenny Atkinson became the ONLY coach in NBA history to win the first 14 games to start a tenure with a franchise.

Jarrett Allen played his 500th career NBA game in the win.

November 17 – The Cavs were an NBA-best 15-0 to start the season, marking the longest winning streak in Cavaliers team history. The Cavs also secured the 2nd best start to a season in NBA history.

Cavs head coach Kenny Atkinson remained the only coach in NBA history to win the first 15 games to start a tenure with a franchise.

November 20 – Ty Jerome finished with 29 points on 10-19 (.526) shooting from the field, including 7-12 (.583) shooting from the 3-point line and 3 rebounds in 29 minutes vs. New Orleans. He scored 27 of his points in the first half, including all seven of his three-pointers, becoming just the fourth Cavalier in team history with 7+ triples in a single half (Kevin Love, C. J miles and JR smith).

Jaylon Tyson became the first Cavs rookie to tally at least 16 points, 11 rebounds, seven assists and two steals in a single game since Brad Daugherty on April 7th, 1987 (20 PTS, 11 REB, 7 AST, 2 STL vs. Boston).



November 27 – Jarrett Allen passed Tyrone Hill (2,785 REB) for 12th on the Cavs all-time total rebounds list.

December 1 – Donovan Mitchell finished with a game-high 35 points, including 6-11 (.545) shooting from the 3-point line, seven rebounds, three assists, two steals and one block in 35 minutes vs. Boston. Mitchell scored 20 points in the 4th quarter alone on a perfect 6-6 shooting and 4-4 shooting from the 3-point line, helping the Cavs overcome a 12-point 4th quarter deficit.

December 5 – Through 23 games, Cleveland made 358 three-pointers (12th-most through 23 games in NBA history) and were the second team in NBA history to make 350+ 3-pointers on .405+ 3FG% in the first 23 games of a season (2020-21 Utah Jazz w/ Donovan Mitchell made 394 3FG on .407 3FG% in first 23 games).

December 8 – Evan Mobley recorded his 11th double-double of the season with a career-high 41 points on 16-23 (.696) shooting from the field, including 6-8 (.750) shooting from the 3-point line, 10 rebounds and three blocks in 34 minutes at Charlotte.

It was Mobley's first career 40-point game of his career and he was just the fourth player in NBA history to record those numbers in a game (Vince Carter, Kevin Durant, James Harden).

Mobley's six three-pointers were his career-high for three-pointers made, surpassing his previous high of three three-pointers made. He scored 23 of his points in the 1st quarter while shooting a perfect 5-5 from the three-point line. He was also the first player to have 23+ points on 5-5 or better shooting from the three-point line in an opening quarter since Stephen Curry on October 21, 2021 vs. the Clippers (25 pts, 5-5 3FGM in 1st q). His 23 first quarter points were also the 3rd most points in an opening quarter in Cavaliers team history (Kevin Love, 34 points and LeBron James, 24 pts).

December 21 – The Cavs made 19+ three-pointers in three-straight games for the first time in team history.

Evan Mobley contributed his 12th double-double of the season with 22 points on 10-14 (.714) shooting from the field, a game-high 13 rebounds, a game-high seven assist, two steals and one block in 30 minutes vs. Philadelphia. Mobley was the first player in Cavaliers history with those numbers on .700+ FG% in a game and it was also his 6th career game with at least 20 points, 10 rebounds and five assists.

December 23 – Cleveland shot 20-46 (.435) from the three-point line in the win over Utah marking the third straight game that the Cavs have made 20+ three-pointers (1st time in Cavs history with 3-straight games of 20+ three-pointers).

With his 6th assist of the game in the win against Utah, Darius Garland (2,238 AST) passed Terrell Brandon (2,235 AST) for fourth on the Cavaliers all-time assists list.

December 27 – The Cavs took down the Nuggets 149-135 (+14), marking the 2nd-most points scored by the Cavs in team history and most ever by Cleveland in a road game.

149 points was the most points allowed by the Nuggets at home since 1991. Cleveland shot 23-48 (.479) from the three-point line, marking the 4th-straight game that the Cavs had made 20+ three-pointers, becoming just the second team in NBA history to do that (2023-24 Boston Celtics).

December 31 – Cavaliers head coach Kenny Atkinson was named Eastern Conference Coach of the Month for December, his second time winning the honor this season.

Jarrett Allen contributed his 19th double-double of the season with a season-high 27 points on 12-14 (.857) shooting from the field, 14 rebounds, three blocks and one steal in 31 min at the Lakers. He was just the third player in Cavaliers history to record 27 or more points and 14 or more rebounds on .857+ FG% (Brad Daugherty and Melvin Turpin).



With his third 3-pointer of the game at L.A. Lakers., Donovan Mitchell (553 3FGM w/ Cavs) passed Wesley Person (550 3FGM w/ Cavs) for 9th on the Cavs all-time 3-pointers made list.

January 5 – The Cavs secured their 10th-straight win (all by 10+ PTS) and had won 14 of their last 15 games through January 5th. It was the first time in Cavs history with 10-straight wins by 10+ points and it tied the NBA record for most consecutive wins by 10+ points.

January 8 – Cleveland entered the game with a 10-game winning streak, facing Oklahoma City who was on a 15-game winning streak. It was the 3rd time in NBA history that two teams entered a game with double-digit winning streaks (1999-00 - POR, W11 vs. LAL W11 and 1994-95 - SEA, W10 vs. UTA, W10 - via Elias).

Cleveland snapped the Thunder 15-game winning streak, marking the longest single-season win streak the Cavs have snapped in franchise history.

Jarrett Allen finished with his team-leading 21st double-double of the season with 25 points on 9-11 (.818) shooting from the field, 11 rebounds, six assists, three assists and one block in 32 minutes vs Oklahoma City. He was just the 10th player in NBA history with those numbers on .800+ FG%.

Evan Mobley contributed his 15th double-double of the season with 21 points on 8-13 (.615) shooting from the field, 10 rebounds, seven assists, one steal and one block in 35 minutes vs. Oklahoma City. It was his third career game with 20+ points, 10+ rebounds and 7+ assists.

Mobley and Allen became the first pair of Cavs teammates with 20+ points, 10+ rebounds and 5+ assists since LeBron James and Dwyane Wade on Nov. 17, 2017.

Ty Jerome chipped in 15 points on 6-7 (.857) shooting from the field, two rebounds and two steals in 12 minutes off the vs Oklahoma City. Jerome is just the second Cavalier in team history to score 15+ points in 12 or fewer minutes (Stewart Granger, 16 points in 10 min on march 7th, 1984).

January 9 – The won their 12th-straight game, which was the fourth longest winning streak in the NBA this season. The Cavs became just the 7th team in NBA history to start a season 33-4 or better.

Darius Garland finished with a season-high 40 points on 14-22 (.636) shooting from the field, including 4-7 (.571) shooting from the 3-point line, a game-high nine assists, two rebounds and two steals in 36 minutes vs. Toronto. It was his 5th career 40-point game and second career game with at least 40 points and nine assists.

January 16 – With his fourth assist against the Thunder, Darius Garland (2,317 AST) passed John Bagley (2,311 AST) for 3rd on the Cavs all-time assists list.

January 18 – Donovan Mitchell recorded a game-high 36 points, eight rebounds, a team-high seven assists and one steal in 34 minutes at Minnesota. It was just the second time in his career with at least 36 points, eight rebounds and seven assists (71 points, eight rebounds, 11 assists on Jan. 2, 2023 vs. Chicago). He is 1 of 4 Cavaliers players in team history with two or more games with 36+ points, 8+ rebounds and 7+ assists (LeBron James - 36 times, Campy Russell - 2 times and Ricky Davis - 2 times).

Darius Garland finished with 29 points, including 5-10 (.500) shooting from the 3-point line and a perfect 8-8 shooting from the free throw line, six assists and five rebounds in 33 minutes at Minnesota. In the win, Garland became the fourth player in Cavs history to make 800 career three-pointers.

January 20 – With his first three-pointer of the game vs. Phoenix, Darius Garland (805 3FGM) passed Mark Price (802 3FGM) for 3rd on the Cavaliers all-time 3-pointers made list.

January 22 – Jarrett Allen contributed his team-leading 24th double-double of the season with 17 points on 7-11 (.636) shooting from the field, a game-high 13 rebounds, three assist, three blocks and two steals in 32 min at Houston. It was the 2nd game of his career with at least 17 points, 13 rebounds, three blocks and two steals and his 3rd game of the season with at least three blocked shots.

January 23 – Mitchell was named an NBA All-Star Starter for the second time in his career. It was his 6th career selection to the NBA All-Star game.





January 30 – Prior to Cleveland's game against Atlanta, Garland was named an NBA All-Star for the second time in his career (2022) and Mobley was named as an NBA All-Star for the first time in his career. Cleveland was the only team in the NBA to have at least three All-Star selections.

February 2 – Cleveland improved to an NBA-best 40-9 record this season with a 144-101 win vs. Dallas. Cleveland was the first team in the NBA this season to reach 40 wins

The Cavs 50 first quarter points against Dallas was the most points in any quarter in Cavs history. Cleveland also shot 26-45 (.578) from the 3-point line in the win, which was the most 3-pointers made in a game in team history. Cleveland's 91 points in the 1st half was also the most points in any half for the Cavs in team history. Cleveland led 91-46 going into halftime, marking the Cavs largest 1st half lead in franchise history. The Cavs 144 points in the win was T-6th most points in a game in Cavs history.

Sam Merrill recorded a career-high tying 27 points, including 9-13 (.692) shooting from the 3-point line in 23 minutes off the bench vs. DAL. His nine made 3-pointers were his career-high for three-pointers made and he became the fourth Cavalier in team history (1st off the bench) to make nine or more three-pointers in a game. It was the second time he scored 20+ points in a game this season.



Evan Mobley recorded his 22nd double-double of the season (4th-straight) with a game-high 22 points on 8-12 (.667) shooting from the field, a game-high 11 rebounds, three assists and four blocks in 24 minutes vs. DAL. He became the 7th player in NBA history to record 22+ points, 11+ rebounds and 4+ blocks in 25 or fewer minutes.

February 4 – Donovan Mitchell finished with his 3rd double-double of the season with a game-high 31 points, 10 rebounds, six assists and two steals in 36 minutes vs. Boston. It was his 3rd career game with 30+ points, 10+ rebounds and 5+ assists

February 5 – Darius Garland hit a game winning 31-foot 3-pointer as time expired to help give the Cavs a 118-115 win over Detroit. It was Garland's first career game-winning shot with time expiring.

Evan Mobley recorded 30 points on 10-16 (.625) shooting from the field, including 3-5 (.600) shooting from the 3-point line, nine rebounds, a season-high tying seven assists and four blocks in 34 minutes at Detroit. Mobley was the 8th player in NBA history to record 30+ points, 9+ rebounds, 7+ assists and 3+ 3FGM in a game and first Cavaliers player to have those numbers.

February 10 – Evan Mobley recorded his 23rd double-double of the season with a team-high 28 points on 12-19 (.632) shooting from the field, 10 rebounds, six assists, a season-high tying four blocks and two steals in 32 minutes vs. Minnesota. Mobley is the youngest Cavalier in team history (age 23) to finish with those numbers in a game.

February 14-16 – Cavaliers Head Coach Kenny Atkinson, the head coach of Shaq's OGs at NBA All-Star 2025, went on to win the new All-Star tournament with wins over Chuck's Global Stars (featured Donovan Mitchell) and the Rising Stars (coached by Cavs assistant Jordan Ott). Darius Garland and Evan Mobley played on Kenny's Young Stars.



For Kenny Atkinson, it was his first time in his career that he has been honored with coaching the NBA All-Star Game. It was also the fourth time in franchise history that a Cavs head coach had been selected to coach in the NBA All Star Game (Tyronn Lue in 2016, Mike Brown in 2009 and Lenny Wilkens in 1989).

NBA All-Star 2025 marked just the fourth time in franchise history that the Cavaliers had three NBA All-Star selections (1989, 1993 and 2017) and just the second instance in team history where three All-Star players were accompanied by their head coach (1989, HC Lenny Wilkens, Mark Price, Brad Daugherty and Larry Nance Sr.). No other team had three All-Stars this year in San Francisco.

It was the sixth NBA All-Star selection (2020-2025) for Donovan Mitchell in his career, including his second time being selected as a starter (2023, 2025). Mitchell joined LeBron James (10 times) and Kyrie Irving (two times) as the third Cavaliers player in franchise history to be selected as an All-Star Game starter on multiple occasions.

It marked Darius Garland's second NBA All-Star selection with his first being at 2022 NBA All-Star Weekend in Cleveland and Mobley made his first All-Star appearance.

Team Cavaliers (Evan Mobley and Donovan Mitchell) took home the 2025 Kia Skills Challenge crown, becoming the first non-home team to win the Challenge since it was moved to a team event in 2022. Mobley, who also won the Skills Challenge in 2022, became the fourth NBA player to win the event twice (Dwyane Wade, Steve Nash, Damian Lillard).

Darius Garland participated in the 2025 Starry 3-Point Contest and advanced to the Final Round after his score of 24 in the opening round in which he paid homage to his father, Winston Garland. Garland donned a black Cavs' No. 22 jersey that had his father's name on the back. Winston also played for the Golden State Warriors, where NBA All-Star 2025 was held, from 1987-1990.



February 21 – Donovan Mitchell finished with a game-high 27 points on 10-15 (.667) shooting from the field including 5-7 (.714) shooting from the 3-point line, three rebounds, five assists, one steal and one block in 26 minutes vs. New York. He scored 24 points on 9-11 (.818) shooting from the field and 4-5 (.800) shooting from the 3-point line in the 1st half, marking the 4th time in his career with 24+ points on .800+ FG% in any half.

Craig Porter Jr. contributed 13 points on 5-6 (.833) shooting from the field, six rebounds and three assists in 12 minutes vs. New York. Porter Jr. was the fourth player in NBA history to record 13+ points, 6+ rebounds and 3+ assists in a game in 12 or fewer minutes and the first player in NBA history with those numbers on .800+ FG% in 12 minutes or fewer.

February 23 – Evan Mobley recorded his 26th double-double of the season with 25 points, a game-high 13 rebounds, a career-high tying eight assists and three blocks in 36 minutes vs. Memphis. It was his 1st career game with 25+ points, 10+ rebounds and 8+ assists and he was the 2nd player in Cavaliers history to record 25+ points, 13+ rebounds, 8+ assists and 3+ blocks (LeBron James - 3 times) in a game.

Ty Jerome led all bench players with 26 points on 9-16 (.563) shooting from the field, five rebounds, four assists and one steal in 23 minutes off the bench vs. Memphis. He scored 15 of his points in the 4th Q, his most points in a 4th Q in his career. It was also the 4th time in his career with at least 26 points in a game (all 4 games were this season).

February 25 – Cleveland's 40-point win in Orlando tied its largest road win in franchise history and it was their fewest points allowed in a game since Nov. 12, 2021 (78 PTS allowed vs. Detroit).

February 28 – Cleveland improved to an NBA-best 49-10 record with a 123-116 win in Boston, overcoming a 22-point deficit to even the season series 2-2 with Boston. It was the largest come-from-behind win of the season for Cleveland.

With his 5th three-pointer in the game, Donovan Mitchell (629 3FGM w/ Cavs) moved past Cedi Osman (628 3FGM) for 6th on the Cavaliers all-time three-pointers made list. He was also the first player in Cavs history to have multiple seasons with 200+ 3-pointers made (245 3FGM in 2022-23).



March 2 – Cleveland improved to an NBA-best 50-10 record with a 133-129 win vs. Portland, overcoming an 18-point deficit. It was the first time the Cavs have won back-to-back games after trailing by 18+ PTS since 1997-98 (overcame a 22-point deficit at BOS on Feb. 28).

Ty Jerome finished with 25 points, five rebounds, six assists and a career-high six steals in 36 minutes off the bench vs. Portland. He became just the 2nd player in NBA history to put up those numbers off the bench, joining Golden State's Gus Williams (27 PTS, 5 REB, 7 AST, 7 STL) on Dec. 7, 1975 vs. SEA.

March 4 – With his 22nd point of the game, Donovan Mitchell reached 13,000 points for his NBA career.

Jarrett Allen recorded his team leading 34th DBL-DBL of the season with 25 points on 10-11 (.909) shooting from the field, a game-high 17 rebounds, three assists and two steals in 30 minutes at Chicago. Allen joined Wilt Chamberlain (12) as the only players in NBA history to have 3+ games in their career with 25+ points, 15+ rebounds and .900+ FG%



March 5 - Cleveland improved to an NBA-best 52-10 record with a 112-107 win over the Heat. The win also clinched a playoff appearance for Cleveland, the 25th playoff appearance in franchise history.



March 9 – with the win over the Bucks, Kenny Atkinson surpassed David Blatt for most wins as a head coach in the first year with the franchise.

With his lone three-pointer of the game in the win at Milwaukee, Darius Garland (175 3FGM) reached a new career-high for 3FGM in a season which was also the 9th-most three-pointers made in a single season in Cavs team history.

March 14 - Cleveland won their 16th straight game. It is the longest winning streak in the NBA and longest in franchise history. Cleveland improved to an NBA-best 56-10 with the 133-124 win in Memphis, tying their 2nd-most road wins in a single season in team history (26).

March 16 - Evan Mobley entering this game had recorded a block in 15-straight games since Feb. 5th, his longest block streak of his career.

March 19 – Evan Mobley tallied his 31st DBL-DBL of the season with a game-high 31 points on 13-18 (.722) shooting from the field, including 4-5 (.800) shooting from the 3-point line, a team-high 10 rebounds, two assists and one steal in 32 minutes at Sacramento. It was his 4th career game with at least 30 points and 10 rebounds and his 3rd career game with at least 4 triples made.

March 21 - With their 11th 3-pointer made on Friday night in Phoenix, the Cavs (1,118 3FGM this season) made their 1,109th triple of the season, marking the most 3-pointers made in a single season in Cavs franchise history.

March 28 – Jarrett Allen recorded his team leading 38th DBL-DBL of the season (9th in the NBA) with a season-high 29 points (19 PTS in the 4th quarter, 6-6 FG) on 10-11 (.909) shooting from the field, a game-high 16 rebounds, one steal and one block in 30 minutes vs. San Antonio. It was his fourth career game with at least 25 PTS, 15 REB and .900+ FG%, joining Wilt Chamberlain as the only players in NBA history to do that four or more times.

Donovan Mitchell finished with 25 points, a career-high 14 assists, eight rebounds, one steal and one block vs. San Antonio. He was just the fourth Cavs player in the last 40 years to record 25+ points, 14+ assists and 8+ rebounds in a game (LeBron James, Larry Nance Sr., Andre Miller).

March 30 – Jarrett Allen finished with his team-leading 39th DBL-DBL of the season (9th in the NBA) with a team-high 25 points on 11-12 (.917) shooting from the field, 12 rebounds, three assists and two steals in 31 minutes against the Clippers. It was Allen's 4th career game with at least 11 FGM on .900+ FG%, tying the 3rd-most games in NBA history with 11+ FGM on .900+ FG%.

April 2 – Jarrett Allen recorded 21 points on 10-11 (.909) shooting from the field, eight rebounds, one steal and one block in 32 minutes vs. New York. He was the first player in Cavs history and 7th NBA player all-time to have back-to-back games with 10+ FGM and .900+ FG%.

Garland and Mitchell became the first pair of teammates in Cavs history to each have 200+ 3FGM in the same season.

April 4 - Evan Mobley recorded his 35th double-double of the season with 26 points on 10-13 (.769) shooting from the field and 4-6 (.667) shooting from the 3-point line, 12 rebounds, five assists, three blocks and one steal in 37 minutes at San Antonio. He became the 3rd NBA player in the last 40 years to tally at least 25 points, 12 rebounds, three blocks, 4 3FGM and .750 FG% in a game, joining Kevin Durant (1/18/17) and Christian Wood (3/18/22).



April 8 – With their 135-113 win over Chicago, the Cavs clinched the No. 1 seed in the Eastern Conference for the 4th time in team history (2015-16, 2009-10, 2008-09).

April 11 - Kenny Atkinson became the 5th head coach in NBA history to win at least 64 games in the 1st season as a head coach with a new team (most since Steve Kerr in 2014-15 | 67-15 w/ GSW).

April 11 – Darius Garland finished with his 7th double-double of the season with a team-high 26 points on 10-17 (.588) shooting from the field, a game-high 13 assists, two rebounds and two steals in 33 minutes at New York. He scored 13 of his points in the 4th quarter on a perfect 6-6 shooting from the field, marking his 10th time this season scoring at least 10 points in the 4th quarter. It was the first time in his career shooting perfect on 6+ FGA in a single quarter

April 13 - The Cleveland Cavaliers ended the 2024-25 regular season with a 64-18 record which is the best record in the Eastern Conference and the second most wins in a season in Cavaliers history. Cleveland went 34-6 during the regular season at Rocket Arena, marking the sixth-most home wins in a single-season in Cavaliers history and most since 2015-16 (33 home wins).

Kenny Atkinson is the 5th coach in NBA history with 64 wins in his first season as head coach with a new team.

With 18 three-pointers against the Pacers, Cleveland made 10+ 3-pointers in a franchise-best 87 straight games since April 6, 2024, which is the longest active streak in the NBA and ties the 2nd-longest streak of 10+ 3-pointers made in NBA history (most in 97 – HOU from 12/13/18 to 1/18/20).

Jarrett Allen played in all 82 games on the season, marking the first time in his career he didn't miss a game in a season.





2024-25 TRANSACTIONS

- **4/5/25** – The Cavaliers signed forward Chuma Okeke.
- **3/2/25** – The Cavaliers signed forward Nae’Qwan Tomlin to a Two-Way Contract. The Cavaliers also waived forward JT Thor.
- **2/23/25** – The Cavaliers signed guard/forward Javonte Green.
- **2/20/25** – The Cavaliers signed forward Nae’Qwan Tomlin to a 10-day contract.
- **2/7/25** – The Cleveland Cavaliers acquired forward De’Andre Hunter in a trade with the Atlanta Hawks. As part of the trade, the Cavaliers sent three second round picks, two pick swaps and forward Georges Niang and guard Caris LeVert to Atlanta.
- **10/19/24** – The Cavaliers waived Pete Nance, Jules Bernard, Zhaire Smith, and Jacob Gilyard.
- **9/17/24** – The Cavaliers signed guard/forward Isaac Okoro to a multi-year contract.
- **9/9/24** – The Cavaliers signed forward JT Thor to a Two-Way contract; The Cavaliers also re-signed center Tristan Thompson.
- **9/5/24** – The Cavaliers finalized their coaching staff for the 2024-25 season and named Johnnie Bryant as Associate Head Coach and Jordan Ott, Mike Gerrity, DeMarre Carroll, Trevor Hendry, Omar Cook, Bryan Tibaldi and Nate Reinking as Assistant Coaches on Head Coach Kenny Atkinson’s staff.
- **8/28/24** – The Cavaliers signed forward Luke Travers to a Two-Way contract.
- **8/2/24** – The Cavaliers signed center Jarrett Allen to a multi-year contract extension.
- **7/22/24** – The Cavaliers signed forward/center Evan Mobley to a multi-year contract extension.
- **7/7/24** – The Cavaliers signed guard Donovan Mitchell to a multi-year contract extension.
- **7/3/24** – The Cavaliers signed their 2024 NBA Draft pick, guard Jaylon Tyson.
- **6/28/24** – The Cavaliers hired Kenny Atkinson as Head Coach.
- **6/27/24** – The Cavaliers selected guard Jaylon Tyson from University of California with the 20th overall pick in the 2024 NBA Draft.



2024-25

SEASON STATISTICS



CAVALIERS OVERALL STATISTICS (64-18)

PLAYER				-FIELD GOALS-			-3-POINT FG--			-FREE THROWS-			--REBOUNDS--									PTS	AVG
	G	GS	MIN	FG	FGA	PCT	FG	FGA	PCT	FT	FTA	PCT	OFF	DEF	TOT	AST	PF	DQ	STL	TO	BLK		
Mitchell	71	71	2232	585	1320	.443	233	633	.368	298	362	.823	57	265	322	354	140	0	95	149	17	1701	24.0
Garland	75	75	2301	554	1174	.472	212	529	.401	224	255	.878	47	167	214	506	143	0	91	189	11	1544	20.6
Mobley	71	71	2167	505	906	.557	85	230	.370	221	305	.725	164	495	659	226	141	2	61	145	113	1316	18.5
Hunter (TOT)	64	9	1740	358	762	.470	157	388	.405	215	254	.846	44	214	258	92	155	0	50	82	13	1088	17.0
Hunter (CLE)	27	5	676	131	270	.485	60	141	.426	64	78	.821	17	96	113	35	67	0	19	23	8	386	14.3
Allen	82	82	2296	452	640	.706	0	5	.000	199	277	.718	216	582	798	158	127	0	77	97	73	1103	13.5
Jerome	70	3	1393	319	618	.516	111	253	.439	129	148	.872	50	123	173	237	102	0	78	92	3	878	12.5
LeVert	38	3	904	135	298	.453	60	148	.405	58	83	.699	22	85	107	140	48	0	33	51	19	388	10.2
Strus	50	37	1273	165	373	.442	113	293	.386	28	34	.824	53	164	217	158	104	1	26	54	12	471	9.4
Niang	51	1	1053	166	348	.477	90	225	.400	23	29	.793	34	155	189	67	129	0	17	48	7	445	8.7
Tomlin	5	1	63	13	32	.406	2	10	.200	8	11	.727	9	12	21	2	9	1	0	2	1	36	7.2
Merrill	71	4	1401	172	424	.406	137	368	.372	28	29	.966	38	119	157	108	124	0	53	35	14	509	7.2
Okoro	55	22	1053	124	267	.464	56	151	.371	33	46	.717	49	81	130	68	104	0	32	23	16	337	6.1
Okeke (TOT)	9	3	197	20	40	.500	11	28	.393	2	3	.667	21	26	47	15	5	0	5	3	4	53	5.9
Okeke (CLE)	2	0	25	2	7	.286	1	6	.167	0	0	---	1	3	4	2	0	0	0	0	1	5	2.5
Wade	59	30	1252	112	271	.413	80	222	.360	16	30	.533	51	198	249	76	101	0	42	22	20	320	5.4
Green (TOT)	68	19	1258	123	287	.429	46	141	.326	55	76	.724	59	159	218	56	98	0	65	32	31	347	5.1
Green (CLE)	18	1	166	23	63	.365	8	33	.242	5	10	.500	10	30	40	11	21	0	10	4	1	59	3.3
Bates	10	0	75	13	38	.342	11	30	.367	0	0	---	0	7	7	8	4	0	1	2	1	37	3.7
Porter Jr.	51	1	513	72	140	.514	21	48	.438	23	32	.719	19	48	67	71	25	0	17	38	15	188	3.7
Tyson	47	3	453	64	149	.430	20	58	.345	19	24	.792	37	59	96	44	50	0	13	26	3	167	3.6
Thor	9	0	42	9	15	.600	3	6	.500	7	8	.875	3	3	6	1	6	0	2	6	3	28	3.1
Thompson	40	0	328	31	71	.437	0	3	.000	7	30	.233	32	102	134	24	36	0	2	14	11	69	1.7
Travers	12	0	88	5	20	.250	0	9	.000	2	2	1.000	8	12	20	8	6	0	1	8	1	12	1.0
CAVALIERS	82	-19755	3652	7444	.4911303	3401	.383	1392	1793	.776	917	2806	3723	2304	1487	4	670	1082	350	9999	121.9		
OPPONENTS	82	-19755	3382	7454	.4541104	3075	.359	1349	1732	.779	947	2624	3571	2101	1553	11	641	1189	361	9217	112.4		

PLAYER	-- SINGLE-GAME HIGHS --							----- AVERAGE PER GAME -----							-CAREER HIGHS (C=SET, T=TIED THIS SEASON)-						
	MIN	REB	AST	ST	TO	BL	PTS	MIN	REB	AST	STL	TO	BLK	PTS	FG	FGA	FT	FTA	REB	AST	PTS
Mitchell	40	13	14	4	5	3	41	31.4	4.5	5.0	1.34	2.1	0.24	24.0	22	36	20	25	13T	14C	71
Garland	39	7	14	4	6	2	40	30.7	2.9	6.7	1.21	2.5	0.15	20.6	16	31	15	16	10	19	51
Mobley	38	16	8	4	6	4	41	30.5	9.3	3.2	0.86	2.0	1.59	18.5	19	27	9T	14C	19	8T	41C
Hunter (TOT)	39	11	5	4	4	2	35	27.2	4.0	1.4	0.78	1.3	0.20	17.0	13	23	12C	14	13	5T	35C
Hunter (CLE)	32	11	4	3	3	2	32	25.1	4.2	1.3	0.70	0.9	0.30	14.3							
Allen	37	20	6	5	4	4	29	28.0	9.7	1.9	0.94	1.2	0.89	13.5	15	20	15	21	24	8	33
Jerome	36	6	8	6	4	1	33	19.9	2.5	3.4	1.11	1.3	0.04	12.5	11C	22	9C	9C	8	8T	33C
LeVert	36	7	8	3	5	2	22	23.8	2.8	3.7	0.87	1.3	0.50	10.2	19	30	13	18	14	15	51
Strus	36	9	8	3	5	2	24	25.5	4.3	3.2	0.52	1.1	0.24	9.4	11	24	6	8	12	11	32
Niang	31	10	5	1	4	1	21	20.7	3.7	1.3	0.33	0.9	0.14	8.7	13	21	4T	5	10T	6	33
Tomlin	47	12	2	0	1	1	24	12.7	4.2	0.4	0.00	0.4	0.20	7.2	8C	21C	6C	8C	12C	2C	24C
Merrill	30	7	6	4	3	2	27	19.7	2.2	1.5	0.75	0.5	0.20	7.2	9T	16	4C	4C	9	9	27T
Okoro	33	8	4	2	2	2	16	19.1	2.4	1.2	0.58	0.4	0.29	6.1	10	20	11	13	10	7	32
Okeke (TOT)	37	15	4	2	2	1	14	21.9	5.2	1.7	0.56	0.3	0.44	5.9	9	17	5	6	15C	7	26
Okeke (CLE)	22	4	2	0	0	1	3	12.6	2.0	1.0	0.00	0.0	0.50	2.5							
Wade	31	13	5	3	2	2	19	21.2	4.2	1.3	0.71	0.4	0.34	5.4	8	14	4	5	13C	5T	23
Green (TOT)	34	7	6	5	2	3	15	18.5	3.2	0.8	0.96	0.5	0.46	5.1	10	17	7	8	13	6C	25
Green (CLE)	22	6	2	2	1	1	11	9.2	2.2	0.6	0.56	0.2	0.06	3.3							
Bates	42	6	2	1	2	1	25	7.5	0.7	0.8	0.10	0.2	0.10	3.7	9C	19C	1	2	6T	3	25C
Porter Jr.	43	6	7	3	7	2	20	10.1	1.3	1.4	0.33	0.7	0.29	3.7	8	19C	7	7	12	11	21
Tyson	46	11	7	3	5	1	31	9.6	2.0	0.9	0.28	0.6	0.06	3.6	12C	25C	3C	4C	11C	7C	31C
Thor	13	2	1	2	2	1	12	4.7	0.7	0.1	0.22	0.7	0.33	3.1	8	12	4T	4T	9	4	20
Thompson	43	20	3	1	3	2	8	8.2	3.4	0.6	0.05	0.4	0.28	1.7	15	20	9	13	22	6	35
Travers	30	8	3	1	3	1	4	7.3	1.7	0.7	0.08	0.7	0.08	1.0	2C	9C	2C	2C	8C	3C	4C
CAVALIERS	58	65	40	14	24	10	149	240.9	45.4	28.1	8.17	13.2	4.27	121.9	65	142	51	59	69	45	154
OPPONENTS	58	61	39	15	22	11	135	240.9	43.5	25.6	7.82	14.5	4.40	112.4	65	123	46	59	80	48	153



CAVALIERS HOME STATISTICS (34-7)

				-FIELD GOALS-			-3-POINT FG--			-FREE THROWS-			--REBOUNDS--										
PLAYER	G	GS	MIN	FG	FGA	PCT	FG	FGA	PCT	FT	FTA	PCT	OFF	DEF	TOT	AST	PF	DQ	STL	TO	BLK	PTS	AVG
Mitchell	35	35	1097	288	626	.460	120	301	.399	120	149	.805	24	136	160	182	79	0	48	71	12	816	23.3
Garland	38	38	1162	282	586	.481	118	273	.432	124	136	.912	24	82	106	253	72	0	43	95	1	806	21.2
Mobley	35	35	1074	246	449	.548	36	109	.330	106	153	.693	77	250	327	126	59	1	39	73	57	634	18.1
Hunter (TOT)	27	6	743	154	336	.458	67	174	.385	100	112	.893	15	93	108	43	68	0	21	35	6	475	17.6
Hunter (CLE)	11	3	279	56	121	.463	23	63	.365	30	36	.833	9	32	41	15	31	0	12	11	4	165	15.0
Allen	41	41	1160	237	331	.716	0	3	.000	116	161	.720	120	302	422	85	58	0	35	49	36	590	14.4
Jerome	34	2	701	164	315	.521	55	132	.417	62	71	.873	26	57	83	107	44	0	45	43	1	445	13.1
LeVert	20	1	484	75	165	.455	32	86	.372	30	45	.667	13	48	61	82	28	0	17	30	7	212	10.6
Tomlin	3	1	56	11	28	.393	2	10	.200	7	9	.778	9	9	18	2	8	1	0	2	1	31	10.3
Strus	23	17	592	77	164	.470	51	129	.395	12	16	.750	22	83	105	80	53	1	10	30	4	217	9.4
Niang	28	1	575	92	196	.469	57	133	.429	12	14	.857	11	88	99	31	83	0	8	31	5	253	9.0
Merrill	35	1	705	85	221	.385	66	190	.347	10	10	1.000	19	71	90	62	60	0	31	17	6	246	7.0
Okoro	28	14	544	68	145	.469	29	81	.358	7	14	.500	27	41	68	39	48	0	16	9	10	172	6.1
Wade	27	12	548	50	120	.417	36	99	.364	6	14	.429	19	87	106	30	43	0	22	12	4	142	5.3
Green (TOT)	31	10	591	58	124	.468	21	55	.382	24	28	.857	22	76	98	24	48	0	43	14	12	161	5.2
Green (CLE)	6	1	49	7	23	.304	2	10	.200	0	0	---	4	7	11	3	6	0	6	0	1	16	2.7
Tyson	23	2	251	45	94	.479	13	37	.351	12	15	.800	20	34	54	27	27	0	9	14	2	115	5.0
Bates	7	0	65	12	33	.364	10	26	.385	0	0	---	0	7	7	6	2	0	0	2	1	34	4.9
Porter Jr.	24	1	237	27	60	.450	10	26	.385	5	9	.556	7	22	29	30	10	0	7	23	6	69	2.9
Thor	5	0	27	5	8	.625	2	4	.500	2	2	1.000	0	2	2	1	4	0	2	5	2	14	2.8
Okeke	2	0	25	2	7	.286	1	6	.167	0	0	---	1	3	4	2	0	0	0	0	1	5	2.5
Thompson	21	0	204	15	37	.405	0	3	.000	5	22	.227	15	70	85	13	29	0	2	9	8	35	1.7
Travers	9	0	80	5	17	.294	0	9	.000	2	2	1.000	5	10	15	8	6	0	1	7	1	12	1.3
CAVALIERS	41	-	9915	1849	3746	.494	663	1730	.383	668	878	.761	452	1441	1893	1184	750	3	353	561	170	5029	122.7
OPPONENTS	41	-	9915	1671	3701	.451	532	1517	.351	682	888	.768	453	1332	1785	1039	765	5	343	622	172	4556	111.1

	-- SINGLE-GAME HIGHS --							----- AVERAGE PER GAME -----							-CAREER HIGHS (C=SET, T=TIED THIS SEASON)-						
PLAYER	MIN	REB	AST	ST	TO	BL	PTS	MIN	REB	AST	STL	TO	BLK	PTS	FG	FGA	FT	FTA	REB	AST	PTS
Mitchell	37	12	14	4	5	3	37	31.4	4.6	5.2	1.37	2.0	0.34	23.3	7.0	8.00	3.50	2.10	3.10	0.53	35.7
Garland	39	6	12	4	5	1	40	30.6	2.8	6.7	1.13	2.5	0.03	21.2	4.4	10.50	3.00	1.78	3.90	0.04	33.3
Mobley	37	16	8	4	5	4	28	30.7	9.3	3.6	1.11	2.1	1.63	18.1	14.6	5.60	2.60	1.74	3.30	2.55	28.3
Hunter (TOT)	39	10	5	3	4	2	32	27.5	4.0	1.6	0.78	1.3	0.22	17.6	7.0	2.80	4.40	1.36	2.30	0.39	30.7
Hunter (CLE)	32	8	4	3	3	2	32	25.4	3.7	1.4	1.09	1.0	0.36	15.0	7.1	2.60	5.30	2.06	1.90	0.69	28.4
Allen	37	18	6	3	4	3	29	28.3	10.3	2.1	0.85	1.2	0.88	14.4	17.5	3.50	2.40	1.45	2.00	1.49	24.4
Jerome	36	6	8	6	3	1	29	20.6	2.4	3.1	1.32	1.3	0.03	13.1	5.7	7.30	3.00	3.08	2.90	0.07	30.5
LeVert	36	7	8	3	5	2	22	24.2	3.1	4.1	0.85	1.5	0.35	10.6	6.0	8.10	2.80	1.69	3.00	0.69	21.0
Tomlin	47	12	2	0	1	1	24	18.8	6.0	0.7	0.00	0.7	0.33	10.3	15.4	1.70	6.90	0.00	1.70	0.86	26.6
Strus	36	9	8	2	3	1	18	25.7	4.6	3.5	0.43	1.3	0.17	9.4	8.5	6.50	4.30	0.81	2.40	0.32	17.6
Niang	29	8	3	1	4	1	21	20.5	3.5	1.1	0.29	1.1	0.18	9.0	8.3	2.60	6.90	0.67	2.60	0.42	21.1
Merrill	29	6	6	3	2	1	27	20.1	2.6	1.8	0.89	0.5	0.17	7.0	6.1	4.20	4.10	2.11	1.20	0.41	16.7
Okoro	33	6	4	2	2	2	16	19.4	2.4	1.4	0.57	0.3	0.36	6.1	6.0	3.40	4.20	1.41	0.80	0.88	15.2
Wade	29	9	2	3	2	2	19	20.3	3.9	1.1	0.81	0.4	0.15	5.3	9.3	2.60	3.80	1.93	1.10	0.35	12.4
Green (TOT)	34	7	4	5	2	1	15	19.0	3.2	0.8	1.39	0.5	0.39	5.2	8.0	1.90	3.90	3.49	1.10	0.97	13.1
Green (CLE)	20	5	2	2	0	1	8	8.1	1.8	0.5	1.00	0.0	0.17	2.7	10.8	2.90	5.90	5.88	0.00	0.98	15.7
Tyson	46	11	7	3	5	1	31	10.9	2.3	1.2	0.39	0.6	0.09	5.0	10.3	5.20	5.20	1.72	2.70	0.38	22.0
Bates	42	6	2	0	2	1	25	9.3	1.0	0.9	0.00	0.3	0.14	4.9	5.2	4.40	1.50	0.00	1.50	0.74	25.1
Porter Jr.	43	6	7	2	7	2	20	9.9	1.2	1.3	0.29	1.0	0.25	2.9	5.9	6.10	2.00	1.42	4.70	1.22	14.0
Thor	13	2	1	2	2	1	12	5.5	0.4	0.2	0.40	1.0	0.40	2.8	3.6	1.80	7.10	3.56	8.90	3.56	24.9
Okeke	22	4	2	0	0	1	3	12.6	2.0	1.0	0.00	0.0	0.50	2.5	7.7	3.80	0.00	0.00	0.00	1.92	9.6
Thompson	43	20	3	1	3	2	8	9.7	4.0	0.6	0.10	0.4	0.38	1.7	20.0	3.10	6.80	0.47	2.10	1.88	8.2
Travers	30	8	3	1	3	1	4	8.8	1.7	0.9	0.11	0.8	0.11	1.3	9.0	4.80	3.60	0.60	4.20	0.60	7.2
CAVALIERS	58	65	39	14	22	9	144	241.8	46.2	28.9	8.61	13.7	4.15	122.7	45.8	28.70	18.20	8.54	13.60	4.11	121.7
OPPONENTS	58	61	39	15	22	10	135	241.8	43.5	25.3	8.37	15.2	4.20	111.1	43.2	25.10	18.50	8.30	15.10	4.16	110.3



CAVALIERS ROAD STATISTICS (30-11)

				-FIELD GOALS-			-3-POINT FG--			-FREE THROWS-			--REBOUNDS--													
PLAYER	G	GS	MIN	FG	FGA	PCT	FG	FGA	PCT	FT	FTA	PCT	OFF	DEF	TOT	AST	PF	DQ	STL	TO	BLK	PTS	AVG			
Mitchell	36	36	1135	297	694	.428	113	332	.340	178	213	.836	33	129	162	172	61	0	47	78	5	885	24.6			
Garland	37	37	1139	272	588	.463	94	256	.367	100	119	.840	23	85	108	253	71	0	48	94	10	738	19.9			
Mobley	36	36	1093	259	457	.567	49	121	.405	115	152	.757	87	245	332	100	82	1	22	72	56	682	18.9			
Hunter (TOT)	36	3	968	199	410	.485	87	208	.418	113	138	.819	28	115	143	46	85	0	29	45	7	598	16.6			
Hunter (CLE)	16	2	397	75	149	.503	37	78	.474	34	42	.810	8	64	72	20	36	0	7	12	4	221	13.8			
Allen	41	41	1136	215	309	.696	0	2	.000	83	116	.716	96	280	376	73	69	0	42	48	37	513	12.5			
Jerome	36	1	692	155	303	.512	56	121	.463	67	77	.870	24	66	90	130	58	0	33	49	2	433	12.0			
LeVert	18	2	420	60	133	.451	28	62	.452	28	38	.737	9	37	46	58	20	0	16	21	12	176	9.8			
Strus	27	20	681	88	209	.421	62	164	.378	16	18	.889	31	81	112	78	51	0	16	24	8	254	9.4			
Niang	23	0	478	74	152	.487	33	92	.359	11	15	.733	23	67	90	36	46	0	9	17	2	192	8.3			
Merrill	36	3	696	87	203	.429	71	178	.399	18	19	.947	19	48	67	46	64	0	22	18	8	263	7.3			
Okoro	27	8	509	56	122	.459	27	70	.386	26	32	.813	22	40	62	29	56	0	16	14	6	165	6.1			
Wade	32	18	704	62	151	.411	44	123	.358	10	16	.625	32	111	143	46	58	0	20	10	16	178	5.6			
Green (TOT)	37	9	667	65	163	.399	25	86	.291	31	48	.646	37	83	120	32	50	0	22	18	19	186	5.0			
Green (CLE)	12	0	117	16	40	.400	6	23	.261	5	10	.500	6	23	29	8	15	0	4	4	0	43	3.6			
Porter Jr.	27	0	276	45	80	.563	11	22	.500	18	23	.783	12	26	38	41	15	0	10	15	9	119	4.4			
Thor	4	0	15	4	7	.571	1	2	.500	5	6	.833	3	1	4	0	2	0	0	1	1	14	3.5			
Tomlin	2	0	7	2	4	.500	0	0	---	1	2	.500	0	3	3	0	1	0	0	0	0	5	2.5			
Tyson	24	1	202	19	55	.345	7	21	.333	7	9	.778	17	25	42	17	23	0	4	12	1	52	2.2			
Thompson	19	0	124	16	34	.471	0	0	---	2	8	.250	17	32	49	11	7	0	0	5	3	34	1.8			
Bates	3	0	10	1	5	.200	1	4	.250	0	0	---	0	0	0	2	2	0	1	0	0	3	1.0			
Travers	3	0	8	0	3	.000	0	0	---	0	0	---	3	2	5	0	0	0	0	1	0	0	0.0			
CAVALIERS	41	-	9840	1803	3698	.488	640	1671	.383	724	915	.791	465	1365	1830	1120	737	1	317	521	180	4970	121.2			
OPPONENTS	41	-	9840	1711	3753	.456	572	1558	.367	667	844	.790	494	1292	1786	1062	788	6	298	567	189	4661	113.7			

PLAYER	-- SINGLE-GAME HIGHS --							----- AVERAGE PER GAME -----							-CAREER HIGHS (C=SET, T=TIED THIS SEASON) -						
	MIN	REB	AST	ST	TO	BL	PTS	MIN	REB	AST	STL	TO	BLK	PTS	FG	FGA	FT	FTA	REB	AST	PTS
Mitchell	40	13	11	4	5	1	41	31.5	4.5	4.8	1.31	2.2	0.14	24.6	6.9	7.30	2.60	1.99	3.30	0.21	37.4
Garland	37	7	14	4	6	2	34	30.8	2.9	6.8	1.30	2.5	0.27	19.9	4.6	10.70	3.00	2.02	4.00	0.42	31.1
Mobley	38	15	7	3	6	4	41	30.4	9.2	2.8	0.61	2.0	1.56	18.9	14.6	4.40	3.60	0.97	3.20	2.46	30.0
Hunter (TOT)	36	11	4	4	4	1	35	26.9	4.0	1.3	0.81	1.3	0.19	16.6	7.1	2.30	4.20	1.44	2.20	0.35	29.7
Hunter (CLE)	32	11	4	2	3	1	23	24.8	4.5	1.3	0.44	0.8	0.25	13.8	8.7	2.40	4.40	0.85	1.50	0.48	26.7
Allen	36	20	6	5	4	4	27	27.7	9.2	1.8	1.02	1.2	0.90	12.5	15.9	3.10	2.90	1.77	2.00	1.56	21.7
Jerome	33	6	7	3	4	1	33	19.2	2.5	3.6	0.92	1.4	0.06	12.0	6.2	9.00	4.00	2.29	3.40	0.14	30.0
LeVert	29	6	7	2	3	2	19	23.3	2.6	3.2	0.89	1.2	0.67	9.8	5.3	6.60	2.30	1.83	2.40	1.37	20.1
Strus	35	9	7	3	5	2	24	25.2	4.1	2.9	0.59	0.9	0.30	9.4	7.9	5.50	3.60	1.13	1.70	0.56	17.9
Niang	31	10	5	1	3	1	17	20.8	3.9	1.6	0.39	0.7	0.09	8.3	9.0	3.60	4.60	0.90	1.70	0.20	19.3
Merrill	30	7	5	4	3	2	17	19.3	1.9	1.3	0.61	0.5	0.22	7.3	4.6	3.20	4.40	1.52	1.20	0.55	18.1
Okoro	31	8	3	2	2	2	15	18.9	2.3	1.1	0.59	0.5	0.22	6.1	5.8	2.70	5.30	1.51	1.30	0.57	15.6
Wade	31	13	5	3	2	2	12	22.0	4.5	1.4	0.63	0.3	0.50	5.6	9.8	3.10	4.00	1.36	0.70	1.09	12.1
Green (TOT)	30	7	6	4	2	3	14	18.0	3.2	0.9	0.59	0.5	0.51	5.0	8.6	2.30	3.60	1.58	1.30	1.37	13.4
Green (CLE)	22	6	2	1	1	0	11	9.8	2.4	0.7	0.33	0.3	0.00	3.6	11.9	3.30	6.20	1.64	1.60	0.00	17.6
Porter Jr.	28	5	5	3	4	2	16	10.2	1.4	1.5	0.37	0.6	0.33	4.4	6.6	7.10	2.60	1.74	2.60	1.57	20.7
Thor	5	2	0	0	1	1	5	3.8	1.0	0.0	0.00	0.3	0.25	3.5	12.8	0.00	6.40	0.00	3.20	3.20	44.8
Tomlin	4	2	0	0	0	0	3	3.5	1.5	0.0	0.00	0.0	0.00	2.5	20.6	0.00	6.90	0.00	0.00	0.00	34.3
Tyson	30	6	4	1	2	1	8	8.4	1.8	0.7	0.17	0.5	0.04	2.2	10.0	4.00	5.50	0.95	2.90	0.24	12.4
Thompson	20	12	3	0	2	1	7	6.5	2.6	0.6	0.00	0.3	0.16	1.8	19.0	4.30	2.70	0.00	1.90	1.16	13.2
Bates	5	0	2	1	0	0	3	3.3	0.0	0.7	0.33	0.0	0.00	1.0	0.0	9.60	9.60	4.80	0.00	0.00	14.4
Travers	4	3	0	0	1	0	0	2.8	1.7	0.0	0.00	0.3	0.00	0.0	30.0	0.00	0.00	0.00	6.00	0.00	0.0
CAVALIERS	58	54	40	14	24	10	149	240.0	44.6	27.3	7.73	12.7	4.39	121.2	44.6	27.30	18.00	7.73	12.70	4.39	121.2
OPPONENTS	58	55	39	13	22	11	135	240.0	43.6	25.9	7.27	13.8	4.61	113.7	43.6	25.90	19.20	7.27	13.80	4.61	113.7



2024-25 SINGLE GAME HIGHS

PLAYER	MINUTES	FIELD GOALS	FREE THROWS	----- REBOUNDS -----			ASSISTS	STEALS	TURNOVERS	BLOCKED SHOTS	POINTS
JARRETT ALLEN	37 NOV. 15 vs Chi.	12 DEC. 31 at LA-L	9 (3) MAR. 27 vs S.A.	7 (2) FEB. 20 at Bkn.	14 (3) MAR. 4 at Chi.	20 FEB. 20 at Bkn.	6 (4) FEB. 5 at Det.	5C MAR. 7 at Cha.	4 (2) APR. 6 vs Sac.	4 OCT. 23 at Tor.	29 MAR. 27 vs S.A.
EMONI BATES	42C APR. 13 vs Ind.	9C APR. 13 vs Ind.	0	0	6C APR. 13 vs Ind.	6T APR. 13 vs Ind.	2 (3) APR. 13 vs Ind.	1T FEB. 12 at Tor.	2 APR. 13 vs Ind.	1T APR. 13 vs Ind.	25C APR. 13 vs Ind.
DARIUS GARLAND	39 MAR. 2 vs Port.	15 NOV. 4 vs Milw.	9 (3) MAR. 7 at Cha.	3 (2) APR. 2 vs N.Y.	7 MAR. 23 at Utah	7 MAR. 23 at Utah	14 DEC. 31 at LA-L	4 (4) MAR. 14 at Mem.	6 DEC. 16 at Bkn.	2T OCT. 28 at N.Y.	40 JAN. 9 vs Tor.
JAVONTE GREEN N.O.-Clev.	34 FEB. 13 vs Sac.	6 NOV. 22 vs G.S.	6 JAN. 31 vs Bos.	4 DEC. 2 at Atl.	7 FEB. 13 vs Sac.	7 (5) FEB. 13 vs Sac.	6C JAN. 10 at Phil.	5C FEB. 13 vs Sac.	2 (4) JAN. 24 at Mem.	3T JAN. 10 at Phil.	15 NOV. 22 vs G.S.
JAVONTE GREEN Clev.	22 APR. 10 at Ind.	4 (2) APR. 13 vs Ind.	2 MAR. 14 at Mem.	3 MAR. 21 at Phoe.	5 MAR. 4 at Chi.	6 MAR. 4 at Chi.	2 (4) APR. 13 vs Ind.	2 (2) APR. 13 vs Ind.	1 (4) APR. 10 at Ind.	1 APR. 13 vs Ind.	11 MAR. 4 at Chi.
DE'ANDRE HUNTER Atl.-Clev.	39 FEB. 5 vs S.A.	12 JAN. 27 at Minn.	12C JAN. 30 at Clev.	4C FEB. 1 at Ind.	10 APR. 10 at Ind.	11 APR. 10 at Ind.	5T FEB. 5 vs S.A.	4 NOV. 20 at G.S.	4 (2) JAN. 30 at Clev.	2 APR. 6 vs Sac.	35C JAN. 27 at Minn.
DE'ANDRE HUNTER Clev.	32 APR. 10 at Ind.	9 APR. 10 at Ind.	11T MAR. 2 vs Port.	3T MAR. 16 vs Orl.	10 APR. 10 at Ind.	11 APR. 10 at Ind.	4 (2) APR. 8 vs Chi.	3 APR. 8 vs Chi.	3 (2) APR. 10 at Ind.	2 APR. 6 vs Sac.	32 MAR. 2 vs Port.
TY JEROME	36 MAR. 2 vs Port.	11C JAN. 24 at Phil.	9C MAR. 4 at Chi.	3 DEC. 7 at Cha.	6 NOV. 1 vs Orl.	6 (2) DEC. 31 at LA-L	8T NOV. 17 vs Cha.	6C MAR. 2 vs Port.	4 FEB. 5 at Det.	1 (3) APR. 10 at Ind.	33C JAN. 24 at Phil.
CARIS LEVERT	36 JAN. 9 vs Tor.	8 OCT. 23 at Tor.	8 DEC. 13 vs Wash.	4 JAN. 14 at Ind.	6 DEC. 1 vs Bos.	7 NOV. 8 vs G.S.	8 NOV. 15 vs Chi.	3 (2) NOV. 8 vs G.S.	5 DEC. 1 vs Bos.	2 (4) JAN. 14 at Ind.	22 NOV. 15 vs Chi.
SAM MERRILL	30 MAR. 25 at Port.	9T FEB. 2 vs Dall.	4C DEC. 16 at Bkn.	3T JAN. 22 at Hou.	6 MAR. 11 vs Bkn.	7 MAR. 21 at Phoe.	6 DEC. 3 vs Wash.	4C MAR. 21 at Phoe.	3T APR. 4 at S.A.	2C (2) MAR. 4 at Chi.	27T FEB. 2 vs Dall.
DONOVAN MITCHELL	40 NOV. 19 at Bos.	14 JAN. 29 at Miami	13 MAR. 4 at Chi.	3 (5) MAR. 27 vs S.A.	11 (2) MAR. 30 vs LA-C	13T NOV. 13 at Phil.	14C MAR. 27 vs S.A.	4 (4) MAR. 30 vs LA-C	5 (4) MAR. 5 vs Miami	3T APR. 2 vs N.Y.	41 FEB. 28 at Bos.
EVAN MOBLEY	38 NOV. 19 at Bos.	16 DEC. 7 at Cha.	9T (2) APR. 11 at N.Y.	6 (2) APR. 8 vs Chi.	13 NOV. 9 vs Bkn.	16 NOV. 9 vs Bkn.	8T FEB. 23 vs Mem.	4 (3) NOV. 27 vs Atl.	6T DEC. 30 at G.S.	4 (4) MAR. 25 at Port.	41C DEC. 7 at Cha.
GEORGES NANG	31 DEC. 8 at Miami	7 (2) JAN. 25 vs Hou.	4T JAN. 30 vs Atl.	4C DEC. 16 at Bkn.	8 NOV. 15 vs Chi.	10T JAN. 18 at Minn.	5 DEC. 30 at G.S.	1 (17) JAN. 29 at Miami	4T NOV. 17 vs Cha.	1 (7) FEB. 2 vs Dall.	21 JAN. 25 vs Hou.
CHUMA OKEKE Phil.-Clev.	37 MAR. 19 at OKC.	5 MAR. 19 at OKC.	2 MAR. 24 at N.O.	7C MAR. 19 at OKC.	8 MAR. 19 at OKC.	15C MAR. 19 at OKC.	4 MAR. 24 at N.O.	2 MAR. 21 at S.A.	2 MAR. 23 at Atl.	1 (4) APR. 13 vs Ind.	14 MAR. 19 at OKC.
CHUMA OKEKE Clev.	22 APR. 13 vs Ind.	1 (2) APR. 13 vs Ind.	0	1 APR. 13 vs Ind.	3 APR. 13 vs Ind.	4 APR. 13 vs Ind.	2 APR. 13 vs Ind.	0	0	1 APR. 13 vs Ind.	3 APR. 13 vs Ind.
ISAAC OKORO	33 MAR. 11 vs Bkn.	6 (2) APR. 11 at N.Y.	5 MAR. 28 at Det.	3 (2) MAR. 11 vs Bkn.	6 NOV. 2 at Milw.	8 NOV. 2 at Milw.	4 (2) NOV. 24 vs Tor.	2 (6) APR. 6 vs Sac.	2 (5) MAR. 18 at LA-C	2 (2) DEC. 1 vs Bos.	16 NOV. 8 vs G.S.
CRAIG PORTER	43C APR. 13 vs Ind.	7 (2) APR. 13 vs Ind.	3 (2) APR. 11 at N.Y.	3 (2) APR. 11 at N.Y.	4 APR. 13 vs Ind.	6 FEB. 21 vs N.Y.	7 NOV. 20 vs N.O.	3T (2) MAR. 28 at Det.	7C APR. 13 vs Ind.	2 (4) APR. 13 vs Ind.	20 APR. 13 vs Ind.
MAX STRUS	36 MAR. 2 vs Port.	8 MAR. 18 at LA-C	4 MAR. 11 vs Bkn.	4 (2) MAR. 9 at Milw.	8 JAN. 25 vs Hou.	9 (2) MAR. 9 at Milw.	8 FEB. 21 vs N.Y.	3 JAN. 29 at Miami	5T APR. 11 at N.Y.	2T (3) APR. 11 at N.Y.	24 MAR. 18 at LA-C
TRISTAN THOMPSON	43 APR. 13 vs Ind.	4 NOV. 20 vs N.O.	2 DEC. 20 vs Milw.	4 APR. 10 at Ind.	18C APR. 13 vs Ind.	20 APR. 13 vs Ind.	3 (3) FEB. 2 vs Dall.	1 (2) APR. 13 vs Ind.	3 APR. 13 vs Ind.	2 (2) APR. 13 vs Ind.	8 NOV. 20 vs N.O.
JT THOR	13 NOV. 20 vs N.O.	4 NOV. 20 vs N.O.	4T DEC. 16 at Bkn.	2 JAN. 3 at Dall.	2 NOV. 20 vs N.O.	2 (2) JAN. 3 at Dall.	1 JAN. 20 vs Phoe.	2 NOV. 20 vs N.O.	2 (2) JAN. 20 vs Phoe.	1 (3) DEC. 16 at Bkn.	12 NOV. 20 vs N.O.
NAE'QWAN TOMLIN	47C APR. 13 vs Ind.	8C APR. 13 vs Ind.	6C APR. 13 vs Ind.	6C APR. 13 vs Ind.	6C APR. 13 vs Ind.	12C APR. 13 vs Ind.	2C APR. 13 vs Ind.	0	1C (2) APR. 13 vs Ind.	1C APR. 13 vs Ind.	24C APR. 13 vs Ind.



2024-25 SINGLE GAME HIGHS (CONTINUED)

PLAYER	MINUTES	FIELD GOALS	FREE THROWS	----- REBOUNDS -----			ASSISTS	STEALS	TURNOVERS	BLOCKED SHOTS	POINTS
LUKE TRAVERS	30C	2C(2)	2C	3C	5C	8C	3C	1C	3C	1C	4C(3)
	NOV. 20 vs N.O.	APR. 13 vs Ind.	NOV. 1 vs Orl.	APR. 13 vs Ind.	APR. 13 vs Ind.	APR. 13 vs Ind.	NOV. 20 vs N.O.	NOV. 20 vs N.O.	APR. 13 vs Ind.	NOV. 1 vs Orl.	APR. 13 vs Ind.
JAYLON TYSON	46C	12C	3C(2)	5C	6C	11C	7C	3C	5C	1C(3)	31C
	APR. 13 vs Ind.	APR. 13 vs Ind.	APR. 13 vs Ind.	NOV. 20 vs N.O.	NOV. 20 vs N.O.	NOV. 20 vs N.O.	NOV. 20 vs N.O.	APR. 13 vs Ind.	APR. 13 vs Ind.	APR. 13 vs Ind.	APR. 13 vs Ind.
DEAN WADE	31	7	2 (5)	5T	10T	13C	5T	3T(4)	2T(3)	2 (6)	19
	JAN. 22 at Hou.	OCT. 25 vs Det.	MAR. 28 at Det.	DEC. 13 vs Wash.	DEC. 30 at G.S.	DEC. 30 at G.S.	DEC. 27 at Den.	MAR. 16 vs Orl.	MAR. 4 at Chi.	MAR. 25 at Port.	OCT. 25 vs Det.
CAVALIERS High Games	290	56 (2)	43	22	48	65	40	14 (3)	24	10 (2)	149
	APR. 13 vs Ind.	FEB. 21 vs N.Y.	MAR. 7 at Cha.	FEB. 23 vs Mem.	FEB. 2 vs Dall.	APR. 13 vs Ind.	DEC. 27 at Den.	DEC. 16 at Bkn.	FEB. 5 at Det.	NOV. 6 at N.O.	DEC. 27 at Den.
CAVALIERS Low Games	240	32	5 (2)	3	19	29	16 (2)	2	7 (4)	0	93
	APR. 11 at N.Y.	MAR. 7 at Cha.	JAN. 29 at Miami	FEB. 2 vs Dall.	MAR. 18 at LA-C	MAR. 18 at LA-C	MAR. 28 at Det.	JAN. 16 at OKC.	MAR. 23 at Utah		JAN. 12 vs Ind.
OPPONENTS High Games	290	53 (3)	32	21	47	61	39 (2)	15	22 (3)	11	135 (3)
	APR. 13 vs Ind.	JAN. 16 at OKC.	JAN. 25 vs Hou.	JAN. 3 at Dall.	APR. 13 vs Ind.	APR. 13 vs Ind.	DEC. 27 at Den.	APR. 13 vs Ind.	JAN. 22 at Hou.	APR. 10 at Ind.	JAN. 25 vs Hou.
OPPONENTS Low Games	240	32 (2)	6	1	23 (3)	32	13	3 (5)	7 (2)	0	82
	APR. 11 at N.Y.	MAR. 23 at Utah	JAN. 9 vs Tor.	JAN. 20 vs Phoe.	FEB. 25 at Orl.	FEB. 21 vs N.Y.	DEC. 21 vs Phil.	APR. 10 at Ind.	MAR. 4 at Chi.		FEB. 25 at Orl.

"C" indicates a new career-high, "T" a tied career-high.
Numbers in parentheses indicate the number of games in which a player or team has reached a given total (if more than one).





	CLEVELAND CAVALIERS		OPPONENTS	
Points	41	Donovan Mitchell at BOS 02/28/2025	46	Miles Bridges at CHA 03/07/2025
Points in a Quarter	41	Evan Mobley at CHA 12/07/2024	46	Jayson Tatum at BOS 02/28/2025
Points in a Half	23	Evan Mobley (1st) at CHA 12/07/2024	21	Cade Cunningham (4th) at DET 02/05/2025
Field Goals	30	Donovan Mitchell (2nd) vs. BOS 12/01/2024	30	Cade Cunningham (2nd) at DET 02/05/2025
Field Goal Attempts	16	Evan Mobley at CHA 12/07/2024	19	Jayson Tatum at BOS 02/28/2025
Field Goal Percentage	29	Donovan Mitchell at BOS 11/19/2024	37	Jayson Tatum at BOS 02/28/2025
3-PT Field Goal	1,000	Jarrett Allen (10-10) at WAS 10/26/2024	1,000	Bogdan Bogdanovic (8-8) at LAC 03/18/2025
3-PT FG Attempts	9	Sam Merrill vs. DAL 02/02/2025	10	Damian Lillard at MIL 11/02/2024
3-PT FG Percentage	16	Donovan Mitchell at CHI 11/11/2024	17	Jordan Poole at WAS 02/07/2025
Free Throws	1,000	Ty Jerome (8-8) at PHI 01/24/2025	1,000	Jose Alvarado (7-7) at NOP 11/06/2024
Free Throw Attempts	13	Donovan Mitchell at CHI 03/04/2025	13	Deni Avdija vs. POR 03/02/2025
Free Throw Percentage	18	Donovan Mitchell at CHA 03/07/2025	14	Jonathan Kuminga at GSW 12/30/2024
	1,000	Donovan Mitchell (9-9) at SAC 03/19/2025	1,000	Deni Avdija (13-13) vs. POR 03/02/2025
	1,000	Darius Garland (9-9) at CHA 03/07/2025	1,000	Cade Cunningham (13-13) at DET 02/05/2025
	1,000	Ty Jerome (9-9) at CHI 03/04/2025		
	1,000	Darius Garland (9-9) vs. CHA 11/17/2024		
Offensive Rebounds	7	Jarrett Allen at BKN 02/20/2025	9	Amen Thompson at HOU 01/22/2025
Defensive Rebounds	7	Jarrett Allen vs. OKC 01/08/2025		
Total Rebounds	18	Tristan Thompson vs. IND 04/13/2025	17	Nikola Jokic vs. DEN 12/05/2024
	20	Tristan Thompson vs. IND 04/13/2025	20	Ivica Zubac at LAC 03/18/2025
	20	Jarrett Allen at BKN 02/20/2025	20	Nikola Jokic vs. DEN 12/05/2024
Assists	14	Donovan Mitchell vs. SAS 03/27/2025	22	Trae Young vs. ATL 11/27/2024
	14	Darius Garland at LAL 12/31/2024		
Steals	6	Ty Jerome vs. POR 03/02/2025	4	Quenton Jackson vs. IND 04/13/2025
			4	Jevon Carter vs. CHI 04/08/2025
			4	Keon Ellis vs. SAC 04/06/2025
			4	Devin Vassell at SAS 04/04/2025
			4	Kawhi Leonard at LAC 03/18/2025
			4	Jaren Jackson Jr. at MEM 03/14/2025
			4	Toumani Camara vs. POR 03/02/2025
			4	Jaden McDaniels vs. MIN 02/10/2025
			4	Cade Cunningham at DET 02/05/2025
			4	Amen Thompson at HOU 01/22/2025
Blocks	4	Evan Mobley at POR 03/25/2025	5	Tony Bradley vs. IND 04/13/2025
	4	Evan Mobley vs. MIN 02/10/2025		
	4	Evan Mobley at DET 02/05/2025		
	4	Evan Mobley vs. DAL 02/02/2025		
	4	Jarrett Allen at TOR 10/23/2024		
Minutes	46:45	Nae'Qwan Tomlin vs. IND 04/13/2025	44:05	Oso Ighodaro at PHX 03/21/2025
Points in Paint	24	Jarrett Allen at LAL 12/31/2024	28	Giannis Antetokounmpo at MIL 11/02/2024
	24	Evan Mobley vs. LAL 10/30/2024		
Second Chance Points	12	Jarrett Allen vs. OKC 01/08/2025	12	Miles Bridges at CHA 03/07/2025
Fast Break Points	13	Donovan Mitchell at CHI 11/11/2024	15	LeBron James vs. LAL 10/30/2024

CAVALIERS HIGHS	CAVALIERS LOWS	CATEGORY	OPPONENTS HIGHS	OPPONENTS LOWS
149 at DEN 12/27/2024	93 vs. IND 01/12/2025	Points	135 (3) vs. HOU 01/25/2025	82 at ORL 02/25/2025
50 vs. DAL 02/02/2025	14 at OKC 01/16/2025	Points/1st Qtr.	39 (3) at NYK 04/11/2025	12 vs. MIN 02/10/2025
44 vs. GSW 11/08/2024	17 (2) at PHX 03/21/2025	Points/2nd Qtr.	43 at OKC 01/16/2025	11 at GSW 12/30/2024
91 vs. DAL 02/02/2025	42 vs. POR 03/02/2025	Points/1st Half	75 at OKC 01/16/2025	38 at GSW 12/30/2024
41 vs. OKC 01/08/2025	13 vs. BKN 11/09/2024	Points/3rd Qtr.	44 at OKC 01/16/2025	18 vs. NOP 11/20/2024
47 vs. HOU 01/25/2025	17 at LAC 03/18/2025	Points/4th Qtr.	38 (2) vs. IND 04/13/2025	15 (3) at HOU 01/22/2025
82 at CHI 03/04/2025	40 vs. IND 01/12/2025	Points/2nd Half	76 at SAC 03/19/2025	39 at ORL 02/25/2025
56 (2) vs. NYK 02/21/2025	32 at CHA 03/07/2025	Field Goals	53 (3) at OKC 01/16/2025	32 (2) at UTA 03/23/2025
115 vs. IND 04/13/2025	74 vs. BKN 11/09/2024	Field Goal Attempts	119 vs. IND 04/13/2025	76 vs. BKN 11/09/2024
.609 vs. NYK 02/21/2025	.383 vs. IND 04/13/2025	Field Goal Percentage	.596 vs. TOR 01/09/2025	.333 at GSW 12/30/2024
26 vs. DAL 02/02/2025	10 (5) vs. SAC 04/06/2025	3-PT Field Goal	22 at BOS 11/19/2024	4 vs. WAS 12/03/2024
60 vs. IND 04/13/2025	27 at POR 03/25/2025	3-PT FG Attempts	53 at OKC 01/16/2025	24 vs. DEN 12/05/2024
.594 at ORL 02/25/2025	.229 at UTA 03/23/2025	3-PT FG Percentage	.538 at PHI 01/24/2025	.154 vs. WAS 12/03/2024
43 at CHA 03/07/2025	5 (2) at MIA 01/29/2025	Free Throws	32 vs. HOU 01/25/2025	6 vs. TOR 01/09/2025
51 at CHA 03/07/2025	6 at MIA 01/29/2025	Free Throw Attempts	45 vs. HOU 01/25/2025	8 at PHX 03/21/2025
.964 vs. CHA 11/17/2024	.533 vs. PHI 12/21/2024	Free Throw Percentage	1,000 at PHX 03/21/2025	.462 vs. TOR 01/09/2025
22 vs. MEM 02/23/2025	3 vs. DAL 02/02/2025	Offensive Rebounds	21 at DAL 01/03/2025	1 vs. PHX 01/20/2025
48 vs. DAL 02/02/2025	19 at LAC 03/18/2025	Defensive Rebounds	47 vs. IND 04/13/2025	23 (3) at ORL 02/25/2025
65 vs. IND 04/13/2025	29 at LAC 03/18/2025	Total Rebounds	61 vs. IND 04/13/2025	32 vs. NYK 02/21/2025
40 at DEN 12/27/2024	16 (2) at DET 03/28/2025	Assists	39 (2) at DEN 12/27/2024	13 vs. PHI 12/21/2024
14 (3) at BKN 12/16/2024	2 at OKC 01/16/2025	Steals	15 vs. IND 04/13/2025	3 (5) at IND 04/10/2025
21 (82) vs. HOU 01/25/2025	21 (82) vs. HOU 01/25/2025	Team Fouls	22 (82) at CHA 03/07/2025	22 (82) at CHA 03/07/2025
30 vs. HOU 01/25/2025	10 (2) vs. BKN 03/11/2025	Personal Fouls	33 at CHA 03/07/2025	5 at MIA 01/29/2025
23 at DET 02/05/2025	6 at UTA 03/23/2025	Turnovers	22 (2) at HOU 01/22/2025	6 at OKC 01/16/2025
10 (2) at NOP 11/06/2024	0 (3) at LAC 03/18/2025	Blocks	11 at IND 04/10/2025	0 vs. LAL 10/30/2024
68 (5) vs. SAC 04/06/2025	34 (2) vs. PHX 01/20/2025	Points in Paint	76 (2) vs. IND 04/13/2025	24 vs. BOS 12/01/2024
31 vs. MEM 02/23/2025	0 vs. DAL 02/02/2025	Second Chance Points	27 vs. UTA 12/23/2024	4 (2) vs. PHX 01/20/2025
33 vs. DAL 02/02/2025	3 vs. IND 01/12/2025	Fast Break Points	28 (2) vs. DEN 12/05/2024	3 vs. BOS 12/01/2024
53 vs. DAL 02/02/2025	2 (2) vs. BOS 02/04/2025	Biggest Lead	42 at OKC 01/16/2025	0 (10) at SAS 04/04/2025
70 (2) vs. NYK 02/21/2025	18 at NYK 10/28/2024	Bench Points	86 vs. IND 04/13/2025	6 at BOS 02/28/2025
35 at CHI 11/11/2024	7 at OKC 01/16/2025	Points Off Turnovers	37 vs. SAC 04/06/2025	5 (2) at UTA 03/23/2025



PLAYER	MIN	FG	ATT	3FG	ATT	FT	FTA	OR	DR	TOT	AST	PF	PFD	STL	TO	BLK	PTS
Jarrett Allen	36.6 Nov. 15 vs. CHI	12 Dec. 31 at LAL	15 Nov. 15 vs. CHI	--	1(5) Apr. 13 vs. IND	9(3) Mar. 27 vs. SAS	11(2) Mar. 27 vs. SAS	7(2) Feb. 20 at BKN	14(3) Mar. 4 at CHI	20 Feb. 20 at BKN	6(4) Feb. 5 at DET	5(2) Dec. 30 at GSW	9 Mar. 11 vs. BKN	5C Mar. 7 at CHA	4(2) Apr. 6 vs. SAC	4 Oct. 23 at TOR	29 Mar. 27 vs. SAS
Emoni Bates	41.8C Apr. 13 vs. IND	9C Apr. 13 vs. IND	19C Apr. 13 vs. IND	7C Apr. 13 vs. IND	15C Apr. 13 vs. IND	--	--	--	6C Apr. 13 vs. IND	6C Apr. 13 vs. IND	2(3) Apr. 13 vs. IND	2C(2) Apr. 13 vs. IND	--	1C Feb. 12 at TOR	2 Apr. 13 vs. IND	1C Apr. 13 vs. IND	25C Apr. 13 vs. IND
Darius Garland	39.1 Mar. 2 vs. POR	15 Nov. 4 vs. MIL	24 Mar. 11 vs. BKN	7 Nov. 4 vs. MIL	11(7) Mar. 28 at DET	9(3) Mar. 7 at CHA	10 Dec. 13 vs. WAS	3(2) Apr. 2 vs. NYK	7 Mar. 23 at UTA	7 Mar. 23 at UTA	14 Dec. 31 at LAL	5(2) Mar. 7 at CHA	7(2) Jan. 18 at MIN	4(4) Mar. 14 at MEM	6 Dec. 16 at BKN	2C Oct. 28 at NYK	40 Jan. 9 vs. TOR
Javonte Green	21.7 Apr. 10 at IND	4(2) Apr. 13 vs. IND	12 Apr. 13 vs. IND	2(2) Mar. 14 at MEM	8 Mar. 14 at MEM	2 Mar. 14 at MEM	3 Mar. 4 at CHI	3 Mar. 21 at PHX	5 Mar. 4 at CHI	6 Mar. 4 at CHI	2(4) Apr. 13 vs. IND	5 Apr. 13 vs. IND	3 Mar. 14 at MEM	2(2) Apr. 13 vs. IND	1(4) Apr. 10 at IND	1 Apr. 13 vs. IND	11 Mar. 4 at CHI
De'Andre Hunter	31.6 Apr. 10 at IND	9 Apr. 10 at IND	19 Apr. 10 at IND	5 Mar. 2 vs. POR	9(2) Mar. 2 vs. POR	11 Mar. 2 vs. POR	12 Mar. 2 vs. POR	3 Mar. 16 vs. ORL	10 Apr. 10 at IND	11 Apr. 10 at IND	4(2) Apr. 8 vs. CHI	5(2) Mar. 14 at MEM	6 Mar. 2 vs. POR	3 Apr. 8 vs. CHI	3(2) Apr. 10 at IND	2 Apr. 6 vs. SAC	32 Mar. 2 vs. POR
Ty Jerome	35.5 Mar. 2 vs. POR	11C Jan. 24 at PHI	19 Nov. 20 vs. NOP	8C Jan. 24 at PHI	12C Nov. 20 vs. NOP	9C Mar. 4 at CHI	9C Mar. 4 at CHI	3 Dec. 7 at CHA	6 Nov. 1 vs. ORL	6(2) Dec. 31 at LAL	8C Nov. 17 vs. CHA	4(3) Feb. 23 vs. MEM	5C(5) Mar. 4 at CHI	6C Mar. 2 vs. POR	4 Feb. 5 at DET	1(3) Apr. 10 at IND	33C Jan. 24 at PHI
Caris LeVert	36.4 Jan. 9 vs. TOR	8 Oct. 23 at TOR	15 Jan. 3 at DAL	6 Dec. 16 at BKN	9(2) Jan. 9 vs. TOR	8 Dec. 13 vs. WAS	12 Dec. 13 vs. WAS	4 Jan. 14 at IND	6 Dec. 1 vs. BOS	7 Nov. 8 vs. GSW	8 Nov. 15 vs. CHI	5 Nov. 17 vs. CHA	7(2) Dec. 13 vs. WAS	3(2) Nov. 8 vs. GSW	5 Dec. 1 vs. BOS	2(4) Jan. 14 at IND	22 Nov. 15 vs. CHI
Sam Merrill	29.6 Mar. 25 at POR	9C Feb. 2 vs. DAL	14 Feb. 2 vs. DAL	9C Feb. 2 vs. DAL	13 Feb. 2 vs. DAL	4C Dec. 16 at BKN	4C Dec. 16 at BKN	3C Jan. 22 at HOU	6 Mar. 11 vs. BKN	7 Mar. 21 at PHX	6 Dec. 3 vs. WAS	4C(7) Feb. 23 vs. MEM	3(4) Jan. 24 at PHI	4C Mar. 21 at PHX	3C Apr. 4 at SAS	2C(2) Mar. 4 at CHI	27C Feb. 2 vs. DAL
Donovan Mitchell	40.2 Nov. 19 at BOS	14 Jan. 29 at MIA	29 Nov. 19 at BOS	7(3) Jan. 24 at PHI	16 Nov. 11 at CHI	13 Mar. 4 at CHI	18 Mar. 7 at CHA	3(5) Mar. 27 vs. SAS	11(2) Mar. 30 vs. LAC	13C Nov. 13 at PHI	14C Mar. 27 vs. SAS	5C(3) Mar. 28 at DET	11 Mar. 28 at DET	4(4) Mar. 30 vs. LAC	5(4) Mar. 5 vs. MIA	3C Apr. 2 vs. NYK	41 Feb. 28 at BOS
Evan Mobley	38.0 Nov. 19 at BOS	16 Dec. 7 at CHA	23 Dec. 7 at CHA	6C Dec. 7 at CHA	8C(2) Feb. 23 vs. MEM	9C(2) Apr. 11 at NYK	14C Apr. 11 at NYK	6(2) Apr. 8 vs. CHI	13 Nov. 9 vs. BKN	16 Nov. 9 vs. BKN	8C Feb. 23 vs. MEM	6C(2) Mar. 2 vs. POR	8(2) Mar. 2 vs. POR	4(3) Nov. 27 vs. ATL	6C Dec. 30 at GSW	4(4) Mar. 25 at POR	41C Dec. 7 at CHA
Georges Niang	31.5 Dec. 8 at MIA	7(2) Jan. 25 vs. HOU	14 Nov. 20 vs. NOP	6(2) Jan. 25 vs. HOU	12 Nov. 20 vs. NOP	4T Jan. 30 vs. ATL	4(2) Feb. 4 vs. BOS	4C Dec. 16 at BKN	8 Nov. 15 vs. CHI	10C Jan. 18 at MIN	5 Dec. 30 at GSW	5(6) Feb. 4 vs. BOS	3(4) Feb. 4 vs. BOS	1(17) Jan. 29 at MIA	4C Nov. 17 vs. CHA	1(7) Feb. 2 vs. DAL	21 Jan. 25 vs. HOU
Chuma Okeke	21.9 Apr. 13 vs. IND	1(2) Apr. 13 vs. IND	5 Apr. 13 vs. IND	1 Apr. 13 vs. IND	5 Apr. 13 vs. IND	--	--	1 Apr. 13 vs. IND	3 Apr. 13 vs. IND	4 Apr. 13 vs. IND	2 Apr. 13 vs. IND	--	--	--	--	1 Apr. 13 vs. IND	3 Apr. 13 vs. IND
Isaac Okoro	32.7 Mar. 11 vs. BKN	6(2) Apr. 11 at NYK	11 Apr. 10 at IND	4C Nov. 8 vs. GSW	8 Jan. 16 at OKC	5 Mar. 28 at DET	8 Mar. 28 at DET	3(2) Mar. 11 vs. BKN	6 Nov. 2 at MIL	8 Nov. 2 at MIL	4(2) Nov. 24 vs. TOR	5(2) Nov. 2 at MIL	4 Mar. 28 at DET	2(6) Apr. 6 vs. SAC	2(5) Mar. 18 at LAC	2(2) Dec. 1 vs. BOS	16 Nov. 8 vs. GSW
Craig Porter Jr.	42.8C Apr. 13 vs. IND	7(2) Apr. 13 vs. IND	19C Apr. 13 vs. IND	4C Apr. 13 vs. IND	9C Apr. 13 vs. IND	3(2) Apr. 11 at NYK	4 Apr. 13 vs. IND	3(2) Apr. 11 at NYK	4 Apr. 13 vs. IND	6 Feb. 21 vs. NYK	7 Nov. 20 vs. NOP	2(7) Apr. 13 vs. IND	2(5) Apr. 13 vs. IND	3C(2) Mar. 28 at DET	7C Apr. 13 vs. IND	2(4) Apr. 13 vs. IND	20 Apr. 13 vs. IND
Max Strus	36.4 Mar. 2 vs. POR	8 Mar. 18 at LAC	15(2) Apr. 11 at NYK	5(6) Apr. 11 at NYK	12 Apr. 11 at NYK	4 Mar. 11 vs. BKN	4 Mar. 11 vs. BKN	4(2) Mar. 9 at MIL	8 Jan. 25 vs. HOU	9(2) Mar. 9 at MIL	8 Feb. 21 vs. NYK	6C Feb. 4 vs. BOS	4(2) Mar. 18 at LAC	3 Jan. 29 at MIA	5C Apr. 11 at NYK	2C(3) Apr. 11 at NYK	24 Mar. 18 at LAC
Tristan Thompson	42.7 Apr. 13 vs. IND	4 Nov. 20 vs. NOP	8 Apr. 10 at IND	--	1(3) Feb. 2 vs. DAL	2 Dec. 20 vs. MIL	6 Apr. 13 vs. IND	4 Apr. 10 at IND	18C Apr. 13 vs. IND	20 Apr. 13 vs. IND	3(3) Feb. 2 vs. DAL	4(3) Feb. 2 vs. DAL	4 Apr. 13 vs. IND	1(2) Apr. 13 vs. IND	3 Apr. 13 vs. IND	2(2) Apr. 13 vs. IND	8 Nov. 20 vs. NOP
JT Thor	12.8 Nov. 20 vs. NOP	4 Nov. 20 vs. NOP	4 Nov. 20 vs. NOP	2 Nov. 20 vs. NOP	2 Nov. 20 vs. NOP	4C Dec. 16 at BKN	4T Dec. 16 at BKN	2 Jan. 3 at DAL	2 Nov. 20 vs. NOP	2(2) Jan. 3 at DAL	1 Jan. 20 vs. PHX	2(3) Jan. 20 vs. PHX	2 Dec. 16 at BKN	2 Nov. 20 vs. NOP	2(2) Jan. 20 vs. PHX	1(3) Dec. 16 at BKN	12 Nov. 20 vs. NOP
Nae'Qwan Tomlin	46.8C Apr. 13 vs. IND	8C Apr. 13 vs. IND	21C Apr. 13 vs. IND	2C Apr. 13 vs. IND	8C Apr. 13 vs. IND	6C Apr. 13 vs. IND	8C Apr. 13 vs. IND	6C Apr. 13 vs. IND	6C Apr. 13 vs. IND	12C Apr. 13 vs. IND	2C Apr. 13 vs. IND	6C Apr. 13 vs. IND	6C Apr. 13 vs. IND	--	1C(2) Apr. 13 vs. IND	1C Apr. 13 vs. IND	24C Apr. 13 vs. IND
Luke Travers	30.2C Nov. 20 vs. NOP	2C(2) Apr. 13 vs. IND	9C Apr. 13 vs. IND	--	5C Apr. 13 vs. IND	2C Nov. 1 vs. ORL	2C Nov. 1 vs. ORL	3C Apr. 13 vs. IND	5C Apr. 13 vs. IND	8C Apr. 13 vs. IND	3C Nov. 20 vs. NOP	3C Nov. 4 vs. MIL	1C Nov. 1 vs. ORL	1C Nov. 20 vs. NOP	3C Apr. 13 vs. IND	1C Nov. 1 vs. ORL	4C(3) Apr. 13 vs. IND
Jaylon Tyson	46.0C Apr. 13 vs. IND	12C Apr. 13 vs. IND	25C Apr. 13 vs. IND	4C Apr. 13 vs. IND	12C Apr. 13 vs. IND	3C(2) Apr. 13 vs. IND	4C Apr. 13 vs. IND	5C Nov. 20 vs. NOP	6C Nov. 20 vs. NOP	11C Nov. 20 vs. NOP	7C Nov. 20 vs. NOP	5C(2) Feb. 10 vs. MIN	6C Apr. 13 vs. IND	3C Apr. 13 vs. IND	5C Apr. 13 vs. IND	1C(3) Apr. 13 vs. IND	31C Apr. 13 vs. IND
Dean Wade	30.6 Jan. 22 at HOU	7 Oct. 25 vs. DET	9 Oct. 25 vs. DET	5 Oct. 25 vs. DET	7(7) Mar. 4 at CHI	2(5) Mar. 28 at DET	3(2) Mar. 28 at DET	5C Dec. 13 vs. WAS	10C Dec. 30 at GSW	13C Dec. 30 at GSW	5C Dec. 27 at DEN	5(3) Jan. 22 at HOU	3C Mar. 28 at DET	3C(4) Mar. 16 vs. ORL	2C(3) Mar. 4 at CHI	2(6) Mar. 25 at POR	19 Oct. 25 vs. DET
Cavaliers High Games	290.0 Apr. 13 vs. IND	56(2) Feb. 21 vs. NYK	115 Apr. 13 vs. IND	26 Feb. 2 vs. DAL	60 Apr. 13 vs. IND	43 Mar. 7 at CHA	51 Mar. 7 at CHA	22 Feb. 23 vs. MEM	48 Feb. 2 vs. DAL	82 Apr. 13 vs. IND	40 Dec. 27 at DEN	30 Jan. 25 vs. HOU	33 Mar. 7 at CHA	14(3) Dec. 16 at BKN	23 Feb. 5 at DET	10(2) Nov. 6 at NOP	149 Dec. 27 at DEN
Cavaliers Low Games	240.0(80) Apr. 11 at NYK	32 Mar. 7 at CHA	74 Nov. 9 vs. BKN	10(5) Apr. 6 vs. SAC	27 Mar. 25 at POR	5(2) Jan. 29 at MIA	6 Jan. 29 at MIA	3 Feb. 2 vs. DAL	19 Mar. 18 at LAC	38 Dec. 8 at MIA	16(2) Mar. 28 at DET	10(2) Mar. 11 vs. BKN	5 Jan. 29 at MIA	2 Jan. 16 at OKC	6 Mar. 23 at UTA	1(8) Mar. 19 at SAC	93 Jan. 12 vs. IND
Opponents High Games	290.0 Apr. 13 vs. IND	53(3) Jan. 16 at OKC	119 Apr. 13 vs. IND	22 Nov. 19 at BOS	53 Jan. 16 at OKC	32 Jan. 25 vs. HOU	45 Jan. 25 vs. HOU	21 Jan. 3 at DAL	47 Apr. 13 vs. IND	72 Apr. 13 vs. IND	39(2) Dec. 27 at DEN	33 Mar. 7 at CHA	30 Jan. 25 vs. HOU	15 Apr. 13 vs. IND	22(2) Jan. 22 at HOU	11 Apr. 10 at IND	135(3) Jan. 25 vs. HOU
Opponents Low Games	240.0(80) Apr. 11 at NYK	32(2) Mar. 23 at UTA	76 Nov. 9 vs. BKN	4 Dec. 3 vs. WAS	24 Dec. 5 vs. DEN	6 Jan. 9 vs. TOR	8 Mar. 21 at PHX	1 Jan. 20 vs. PHX	23(3) Feb. 25 at ORL	41 Nov. 6 at NOP	13 Dec. 21 vs. PHI	5 Jan. 29 at MIA	10(2) Mar. 11 vs. BKN	3(5) Apr. 10 at IND	6 Jan. 16 at OKC	1(3) Mar. 19 at SAC	82 Feb. 25 at ORL

"C" INDICATES A NEW CAREER-HIGH, "T" A TIED CAREER-HIGH.

NUMBERS IN PARENTHESES INDICATE THE NUMBER OF GAMES IN WHICH A PLAYER OR TEAM HAS REACHED A GIVEN TOTAL (IF MORE THAN ONE).



DATE	OPPONENT	W/L	CAVALIERS										OPPONENTS									
			BENCH PTS	AVG	INTHE PAINT	AVG	SECOND CHANCE	AVG	FAST BREAK	AVG	POINTS OFFTO	AVG	BENCH PTS	AVG	INTHE PAINT	AVG	SECOND CHANCE	AVG	FAST BREAK	AVG	POINTS OFFTO	AVG
10/23	at Toronto	W	64	64.0	68	68.0	12	12.0	16	16.0	30	30.0	59	59.0	38	38.0	22	22.0	13	13.0	16	16.0
10/25	Detroit	W	29	46.5	44	56.0	6	9.0	15	15.5	32	31.0	22	40.5	34	36.0	7	14.5	14	13.5	25	20.5
10/26	at Washington	W	44	45.7	50	54.0	16	11.3	23	18.0	19	27.0	43	41.3	40	37.3	19	16.0	12	13.0	15	18.7
10/28	at New York	W	18	38.8	52	53.5	10	11.0	17	17.8	14	23.8	20	36.0	54	41.5	20	17.0	10	12.3	13	17.3
10/30	LA Lakers	W	45	40.0	68	56.4	11	11.0	26	19.4	31	25.2	37	36.2	56	44.4	4	14.4	26	15.0	12	16.2
11/1	Orlando	W	52	42.0	46	54.7	7	10.3	20	19.5	23	24.8	36	36.2	56	46.3	14	14.3	21	16.0	17	16.3
11/2	at Milwaukee	W	36	41.1	50	54.0	13	10.7	13	18.6	15	23.4	13	32.9	44	46.0	13	14.1	12	15.4	12	15.7
11/4	Milwaukee	W	27	39.4	52	53.8	12	10.9	16	18.3	24	23.5	37	33.4	38	45.0	8	13.4	6	14.3	19	16.1
11/6	at New Orleans	W	50	40.6	64	54.9	15	11.3	26	19.1	13	22.3	22	32.1	50	45.6	13	13.3	14	14.2	19	16.4
11/8	Golden State	W	45	41.0	42	53.6	14	11.6	14	18.6	15	21.6	77	36.6	60	47.0	9	12.9	19	14.7	32	18.0
11/9	Brooklyn	W	33	40.3	56	53.8	8	11.3	16	18.4	26	22.0	13	34.5	30	45.5	11	12.7	7	14.0	18	18.0
11/11	at Chicago	W	39	40.2	56	54.0	13	11.4	18	18.3	35	23.1	16	32.9	46	45.5	15	12.9	18	14.3	11	17.4
11/13	at Philadelphia	W	32	39.5	44	53.2	13	11.5	4	17.2	15	22.5	24	32.2	42	45.2	13	12.9	12	14.2	14	17.2
11/15	Chicago	W	36	39.3	52	53.1	10	11.4	14	17.0	22	22.4	42	32.9	40	44.9	12	12.9	11	13.9	14	16.9
11/17	Charlotte	W	29	38.6	60	53.6	14	11.6	14	16.8	12	21.7	19	32.0	42	44.7	17	13.1	21	14.4	28	17.7
11/19	at Boston	L	36	38.4	60	54.0	17	11.9	14	16.6	20	21.6	20	31.3	36	44.1	10	12.9	6	13.9	8	17.1
11/20	New Orleans	W	48	39.0	58	54.2	21	12.5	14	16.5	13	21.1	45	32.1	54	44.7	21	13.4	14	13.9	11	16.7
11/24	Toronto	W	33	38.7	64	54.8	11	12.4	22	16.8	15	20.8	35	32.2	42	44.6	11	13.3	24	14.4	16	16.7
11/27	Atlanta	L	28	38.1	52	54.6	14	12.5	22	17.1	28	21.2	62	33.8	50	44.8	17	13.5	28	15.2	13	16.5
11/29	at Atlanta	L	28	37.6	50	54.4	10	12.4	14	16.9	21	21.2	50	34.6	52	45.2	15	13.6	10	14.9	22	16.8
12/1	Boston	W	35	37.5	40	53.7	8	12.1	7	16.4	14	20.8	32	34.5	24	44.2	13	13.5	3	14.3	18	16.8
12/3	Washington	W	48	38.0	50	53.5	8	12.0	9	16.1	25	21.0	39	34.7	46	44.3	7	13.2	16	14.4	6	16.3
12/5	Denver	W	43	38.2	40	53.0	14	12.0	12	15.9	23	21.1	16	33.9	76	45.7	13	13.2	28	15.0	13	16.2
12/7	at Charlotte	W	21	37.5	48	52.8	12	12.0	4	15.4	21	21.1	44	34.3	42	45.5	10	13.1	27	15.5	16	16.2
12/8	at Miami	L	57	38.2	50	52.6	10	12.0	12	15.3	13	20.8	31	34.2	50	45.7	19	13.3	10	15.3	15	16.1
12/13	Washington	W	35	38.1	34	51.9	17	12.2	15	15.3	26	21.0	29	34.0	52	45.9	13	13.3	22	15.5	10	15.9
12/16	at Brooklyn	W	56	38.8	38	51.4	24	12.6	21	15.5	34	21.4	46	34.4	36	45.6	11	13.2	16	15.6	22	16.1
12/20	Milwaukee	W	41	38.9	40	51.0	12	12.6	7	15.2	22	21.5	53	35.1	48	45.6	9	13.1	10	15.4	19	16.2
12/21	Philadelphia	W	47	39.1	50	51.0	12	12.6	23	15.4	16	21.3	45	35.4	36	45.3	7	12.9	12	15.2	13	16.1
12/23	Utah	W	30	38.8	42	50.7	17	12.7	21	15.6	17	21.1	32	35.3	28	44.7	27	13.3	5	14.9	9	15.9
12/27	at Denver	W	32	38.6	50	50.6	9	12.6	19	15.7	23	21.2	36	35.3	68	45.5	6	13.1	23	15.2	13	15.8
12/30	at Golden State	W	36	38.5	42	50.4	10	12.5	28	16.1	16	21.0	43	35.6	48	45.6	8	12.9	15	15.2	5	15.4
12/31	at LA Lakers	W	32	38.3	52	50.4	24	12.8	14	16.1	10	20.7	12	34.8	62	46.1	12	12.9	20	15.3	21	15.6
1/3	at Dallas	W	48	38.6	68	50.9	15	12.9	13	16.0	23	20.8	56	35.5	58	46.4	20	13.1	18	15.4	9	15.4
1/5	Charlotte	W	29	38.3	48	50.9	7	12.7	13	15.9	14	20.6	35	35.5	38	46.2	11	13.1	13	15.3	13	15.3
1/8	Oklahoma City	W	43	38.5	60	51.1	24	13.1	17	15.9	19	20.5	26	35.2	54	46.4	20	13.3	20	15.4	21	15.5
1/9	Toronto	W	30	38.2	54	51.2	17	13.2	10	15.8	18	20.5	44	35.4	64	46.9	8	13.1	19	15.5	15	15.5
1/12	Indiana	L	24	37.9	40	50.9	10	13.1	3	15.4	13	20.3	42	35.6	48	46.9	11	13.1	15	15.5	20	15.6
1/14	at Indiana	W	30	37.7	52	50.9	14	13.1	8	15.2	17	20.2	41	35.7	54	47.1	14	13.1	26	15.8	24	15.8
1/16	at Oklahoma City	L	62	38.3	54	51.0	14	13.1	8	15.1	7	19.9	42	35.9	54	47.3	12	13.1	21	15.9	30	16.2
1/18	at Minnesota	W	35	38.2	42	50.8	14	13.1	19	15.1	13	19.7	30	35.8	50	47.3	14	13.1	15	15.9	13	16.1
1/20	Phoenix	W	40	38.2	34	50.4	23	13.4	8	15.0	15	19.6	33	35.7	34	47.0	4	12.9	9	15.7	7	15.9
1/22	at Houston	L	33	38.1	52	50.4	25	13.7	14	15.0	33	19.9	35	35.7	46	47.0	24	13.1	23	15.9	15	15.9
1/24	at Philadelphia	L	50	38.4	36	50.1	26	13.9	9	14.8	16	19.8	24	35.4	42	46.9	12	13.1	15	15.9	19	15.9
1/25	Houston	L	30	38.2	56	50.2	19	14.0	16	14.8	15	19.7	27	35.2	56	47.1	18	13.2	8	15.7	10	15.8
1/27	Detroit	W	31	38.0	44	50.1	18	14.1	7	14.7	14	19.6	47	35.5	46	47.0	13	13.2	10	15.6	11	15.7
1/29	at Miami	W	46	38.2	68	50.5	20	14.3	14	14.7	22	19.6	33	35.4	38	46.9	10	13.1	6	15.4	12	15.6
1/30	Atlanta	W	51	38.5	66	50.8	16	14.3	20	14.8	16	19.5	41	35.5	54	47.0	11	13.1	17	15.4	15	15.6
2/2	Dallas	W	70	39.1	54	50.9	0	14.0	33	15.1	10	19.3	58	36.0	50	47.1	14	13.1	11	15.3	14	15.6
2/4	Boston	L	23	38.8	38	50.6	16	14.0	5	14.9	19	19.3	29	35.9	42	47.0	13	13.1	9	15.2	13	15.5
2/5	at Detroit	W	42	38.9	50	50.6	14	14.0	13	14.9	17	19.3	29	35.7	50	47.0	17	13.2	22	15.3	28	15.8
2/7	at Washington	W	22	38.5	58	50.7	19	14.1	13	14.9	22	19.3	21	35.4	52	47.1	23	13.4	15	15.3	14	15.7
2/10	Minnesota	W	34	38.5	56	50.8	13	14.1	11	14.8	15	19.3	25	35.2	48	47.1	14	13.4	16	15.3	16	15.7
2/12	at Toronto	W	56	38.8	60</																	



CAVALIERS RECORD WHEN...	OVERALL	HOME	ROAD
Outrebounding opponent	35-6	18-2	17-4
Outrebounded by opponent	24-12	13-5	11-7
Tied in Rebounding	5-0	3-0	2-0
Shooting better than opponent	52-1	28-0	24-1
Shooting worse than opponent	12-16	6-7	6-9
Shooting same than opponent	0-1	0-0	0-1
More FTM than opponent	34-5	14-2	20-3
Less FTM than opponent	25-13	16-5	9-8
Same FTM than opponent	5-0	4-0	1-0
More 3FGM than opponent	46-4	24-2	22-2
Less 3FGM than opponent	11-12	5-4	6-8
Same 3FGM than opponent	7-2	5-1	2-1
More assists than opponent	49-5	27-2	22-3
Less assists than opponent	12-11	7-4	5-7
Same assists than opponent	3-2	0-1	3-1
More turnovers than opponent	23-8	7-4	16-4
Less turnovers than opponent	33-9	21-2	12-7
Same turnovers than opponent	8-1	6-1	2-0
Bench outscores opponent bench	45-8	22-2	23-6
Opponent bench outscores CLE	19-10	12-5	7-5
Bench scoring equal	0-0	0-0	0-0
Scoring less than 80 points	0-0	0-0	0-0
Scoring between 80-89 points	0-0	0-0	0-0
Scoring between 90-99 points	0-1	0-1	0-0
Scoring between 100-109	3-4	2-2	1-2
Scoring 110 or more points	61-13	32-4	29-9
Opponent scores less than 80	0-0	0-0	0-0
Opponent scores between 80-89	2-0	1-0	1-0
Opponent scores between 90-99	6-0	3-0	3-0
Opponent scores between 100-109	23-3	14-2	9-1
Opponent scores 110 or more	33-15	16-5	17-10

NUMBER OF TIMES RECORDING	POINTS			REB	AST	BLK	STL	DD	TD
	10+	20+	30+	10+	10+	3+	3+	DD	TD
Jarrett Allen	61	15	--	47	--	4	7	40	--
Emoni Bates	1	1	--	--	--	--	--	--	--
Darius Garland	71	40	5	--	7	--	9	7	--
Javonte Green	2	--	--	--	--	--	--	--	--
De'Andre Hunter	22	2	1	1	--	--	1	1	--
Ty Jerome	43	13	1	--	--	--	8	--	--
Caris LeVert	20	2	--	--	--	--	2	--	--
Sam Merrill	17	2	--	--	--	--	5	--	--
Donovan Mitchell	69	48	19	4	2	1	9	6	--
Evan Mobley	63	34	4	38	--	18	7	37	--
Georges Niang	19	2	--	1	--	--	--	1	--
Chuma Okeke	--	--	--	--	--	--	--	--	--
Isaac Okoro	10	--	--	--	--	--	--	--	--
Craig Porter Jr.	6	1	--	--	--	--	2	--	--
Max Strus	23	1	--	--	--	--	1	--	--
Tristan Thompson	--	--	--	3	--	--	--	--	--
JT Thor	1	--	--	--	--	--	--	--	--
Nae'Qwan Tomlin	1	1	--	1	--	--	--	1	--
Luke Travers	--	--	--	--	--	--	--	--	--
Jaylon Tyson	4	1	1	1	--	--	1	1	--
Dean Wade	9	--	--	1	--	--	4	1	--

NUMBER OF TIMES LEADING TEAM IN... (INCLUDES TIES)						
	PTS	REB	AST	BLK	STL	MIN
Jarrett Allen	5	42	1	30	14	13
Emoni Bates	--	--	--	3	--	--
Darius Garland	25	--	51	6	21	15
Javonte Green	--	--	--	1	--	--
De'Andre Hunter	1	--	1	5	5	1
Ty Jerome	5	--	8	5	19	1
Caris LeVert	--	--	5	10	6	1
Sam Merrill	1	--	1	10	11	--
Donovan Mitchell	33	2	21	8	27	33
Evan Mobley	11	34	6	49	12	25
Georges Niang	--	2	--	5	1	--
Chuma Okeke	--	--	--	--	--	--
Isaac Okoro	--	--	--	9	5	--
Craig Porter Jr.	--	--	4	7	4	--
Max Strus	2	2	4	5	2	1
Tristan Thompson	--	3	--	8	--	--
JT Thor	--	--	--	3	1	--
Nae'Qwan Tomlin	--	--	--	1	--	1
Luke Travers	--	--	--	4	--	--
Jaylon Tyson	1	1	1	4	2	1
Dean Wade	1	2	--	10	10	1

STARTING LINEUPS

LAST USED	GAME	FORWARD	FORWARD	CENTER	GUARD	GUARD	RECORD
11/15	vs. Bulls	Isaac Okoro	Georges Niang	Jarrett Allen	Donovan Mitchell	Darius Garland	1-0
11/17	vs. Hornets	Isaac Okoro	Evan Mobley	Jarrett Allen	Ty Jerome	Darius Garland	1-0
11/20	vs. Pelicans	Jaylon Tyson	Evan Mobley	Jarrett Allen	Donovan Mitchell	Ty Jerome	1-0
12/13	vs. Wizards	Isaac Okoro	Dean Wade	Jarrett Allen	Donovan Mitchell	Darius Garland	1-0
12/23	vs. Jazz	Sam Merrill	Evan Mobley	Jarrett Allen	Donovan Mitchell	Darius Garland	1-1
1/9	vs. Raptors	Dean Wade	Evan Mobley	Jarrett Allen	Caris LeVert	Darius Garland	1-0
1/16	at Thunder	Dean Wade	Evan Mobley	Jarrett Allen	Donovan Mitchell	Darius Garland	17-3
1/18	at Timberwolves	Caris LeVert	Dean Wade	Jarrett Allen	Donovan Mitchell	Darius Garland	1-0
1/29	at Heat	Jaylon Tyson	Evan Mobley	Jarrett Allen	Max Strus	Donovan Mitchell	1-0
2/5	at Pistons	Max Strus	Evan Mobley	Jarrett Allen	Caris LeVert	Darius Garland	1-0
2/10	vs. Timberwolves	De'Andre Hunter	Evan Mobley	Jarrett Allen	Donovan Mitchell	Darius Garland	1-0
2/25	at Magic	Max Strus	Evan Mobley	Jarrett Allen	Isaac Okoro	Donovan Mitchell	2-0
3/2	vs. Trail Blazers	De'Andre Hunter	Evan Mobley	Jarrett Allen	Max Strus	Darius Garland	1-0
3/16	vs. Magic	Max Strus	De'Andre Hunter	Jarrett Allen	Donovan Mitchell	Darius Garland	1-1
3/19	at Kings	Dean Wade	Evan Mobley	Jarrett Allen	Max Strus	Donovan Mitchell	0-1
3/25	at Trail Blazers	Max Strus	Evan Mobley	Jarrett Allen	Sam Merrill	Darius Garland	1-0
3/27	vs. Spurs	Max Strus	Dean Wade	Jarrett Allen	Donovan Mitchell	Darius Garland	2-2
3/28	at Pistons	Isaac Okoro	Evan Mobley	Jarrett Allen	Donovan Mitchell	Darius Garland	11-3
4/6	vs. Kings	Max Strus	Evan Mobley	Jarrett Allen	Donovan Mitchell	Darius Garland	15-5
4/8	vs. Bulls	Isaac Okoro	Evan Mobley	Jarrett Allen	Max Strus	Darius Garland	3-0
4/10	at Pacers	De'Andre Hunter	Dean Wade	Jarrett Allen	Sam Merrill	Ty Jerome	0-1
4/11	at Knicks	Evan Mobley	Dean Wade	Jarrett Allen	Darius Garland	Max Strus	1-0
4/13	vs. Pacers	Jaylon Tyson	Nae'Qwan Tomlin	Jarrett Allen	Javonte Green	Craig Porter Jr.	0-1



GAMES MISSED DUE TO INJURIES/SUSPENSIONS			
NAME	INJURY/ILLNESS	DATES OUT	GAMES MISSED
Darius Garland	Left Groin; Soreness	11/20	1
	DND - Rest	1/29	1
	Left Hip; Contusion	2/23 through 2/25/25	2
	Inactive - Rest	3/19	1
	Left Great Toe; Sprain	4/10	1
De'Andre Hunter	Left Great Toe; Injury Management	4/13	1
	Illness	3/11 through 3/14/25	2
	Inactive - Rest	4/11 through 4/13/25	2
Ty Jerome	Illness	12/3; 1/12 through 1/14/25	3
	Right Calf; Soreness	2/12	1
	Inactive - Rest	3/11	1
	Left Knee; Soreness	3/27	1
	Left Knee; Tendinitis	3/30 through 4/4/25	3
Caris LeVert	Left Knee; Injury Management	4/11 through 4/13/25	2
	Right Knee; Soreness	11/2 through 11/4/24	2
	Left Knee; Inflammation	11/19 through 11/24/24	3
	Left Knee; Injury Management	11/27	1
	Right Wrist; Soreness	1/20	1
Sam Merrill	Right Wrist; Sprain	1/22 through 1/30/25	6
	Left Ankle; Soreness	11/13 through 11/15/24	2
	Left Ankle; Inflammation	11/17	1
	Left Ankle; Injury Management	11/20	1
	Right Ankle; Sprain	1/3 through 1/8/25	3
Donovan Mitchell	Illness	1/29	1
	NWT - Personal	2/7	1
	Inactive - Rest	4/11 through 4/13/25	2
	Inactive - Rest	11/17; 1/9; 3/2	3
	Right Shoulder; Contusion	2/5	1
Evan Mobley	Left Groin; Soreness	3/11 through 3/14/25	2
	Left Groin; Injury Management	3/25	1
	Left Ankle; Sprain	4/8 through 4/13/25	4
	Illness	11/15	1
	Left Ankle; Sprain	12/13 through 12/16/24	2
Isaac Okoro	Right Calf; Soreness	1/18	1
	Right Calf; Strain	1/20 through 1/24/25	3
	Inactive - Rest	3/4; 3/27; 4/10	3
	Right Foot; Contusion	3/16	1
	Low Back; Soreness	4/13	1
Craig Porter Jr.	Left Ankle; Strain	11/19 through 11/20/24	2
	Left Knee; Contusion	12/7 through 12/8/24	2
	Right Shoulder; AC Joint Sprain	12/20/24 through 1/5/25; 1/18 through 2/12/25	22
	DND - Rest	4/13	1
Max Strus	Right Thumb; Sprain	10/28 through 11/1/24	3
	Illness	12/5 through 12/8/24; 2/2; 4/8	5
	Inactive - G League On Assignment	12/13; 12/27	2
	Left Ankle; Sprain	12/16	1
Jaylon Tyson	Right Ankle; Sprain	10/23 through 12/16/24	27
	Right Ankle; Injury Management	12/21	1
	Right Ankle; Soreness	2/10	1
	Right Knee; Contusion	4/10	1
Dean Wade	Right Knee; Injury Management	4/13	1
	Left Hip; Tightness	11/1	1
	Left Hip; Sprain	11/2 through 11/4/24	2
	Illness	12/16	1
Dean Wade	Left Knee; Soreness	3/21 through 3/23/25	2
	Left Knee; Bone Bruise	3/25 through 3/27/25; 3/30	3
	Illness	11/4 through 11/6/24; 4/2 through 4/4/25	4
	Left Ankle; Sprain	11/19 through 12/3/24	7
Dean Wade	Right Knee; Soreness	12/23 through 12/27/24; 1/25	3
	Right Knee; Sprain	1/27	1
	Right Knee; Bone Bruise	1/29 through 2/20/25	9
	DND - Rest	4/13	1
TOTAL GAMES MISSED			172



BY CAVALIERS

AN INDIVIDUAL...

BY OPPONENT

31 PTS, Jaylon Tyson: (CLE L, 118-126 (2OT)) vs. Indiana, 04/13/25	Scored 30+ points	37 PTS, Zach LaVine: (CLE L, 113-120) vs. Sacramento, 04/06/25
41 PTS, Donovan Mitchell: (CLE W, 123-116) @ Boston, 02/28/25	Scored 40+ points	42 PTS, Kevin Durant: (CLE L, 112-123) @ Phoenix, 03/21/25
71 PTS, Donovan Mitchell: (CLE W, 145-134 (OT)) vs. Chicago, 01/02/23	Scored 50+ points	50 PTS, Damian Lillard: (CLE W, 119-113) @ Portland, 01/12/23
20 REB, Tristan Thompson: (CLE L, 118-126 (2OT)) vs. Indiana, 04/13/25	Had 15+ Rebounds	20 REB, Ivica Zubac: (CLE L, 119-132) @ LA Clippers, 03/18/25
20 REB, Tristan Thompson: (CLE L, 118-126 (2OT)) vs. Indiana, 04/13/25	Had 20+ Rebounds	20 REB, Ivica Zubac: (CLE L, 119-132) @ LA Clippers, 03/18/25
25 REB, Anderson Varejão: (CLE W, 87-81 (OT)) vs. Orlando, 01/02/14	Had 25+ Rebounds	26 REB, Andre Drummond: (CLE L, 123-132 (2OT)) @ Chicago, 02/28/24
15 AST, Caris LeVert: (CLE L, 123-132 (2OT)) @ Chicago, 02/28/24	Had 15+ assists	22 AST, Trae Young: (CLE L, 124-135) vs. Atlanta, 11/27/24
22 AST, Andre Miller: (CLE L, 91-94) vs. Philadelphia, 12/15/01	Had 20+ assists	22 AST, Trae Young: (CLE L, 124-135) vs. Atlanta, 11/27/24
5 BLK, Evan Mobley: (CLE W, 114-105) @ Washington, 02/25/24	Had 5+ Blocks	5 BLK, Tony Bradley: (CLE L, 118-126 (2OT)) vs. Indiana, 04/13/25
11 BLK, Larry Nance: (CLE W, 104-96) vs. New York, 01/07/89	Had 10+ Blocks	10 BLK, Calvin Booth: (CLE W, 104-96) @ Oklahoma City, 01/13/04
5 STL, Jarrett Allen: (CLE W, 118-117) @ Charlotte, 03/07/25	Had 5+ Steals	5 STL, Bam Adebayo: (CLE L, 84-121) @ Miami, 03/24/24
12 FGM, Jaylon Tyson: (CLE L, 118-126 (2OT)) vs. Indiana, 04/13/25	Made 10+ Field Goals	15 FGM/11 FGM/10 FGM, Zach LaVine/Domantas Sabonis/DeMar DeRozan: (CLE L, 113-120) vs. Sacramento, 04/06/25
16 FGM, Evan Mobley: (CLE W, 116-102) @ Charlotte, 12/07/24	Made 15+ Field Goals	15 FGM, Zach LaVine: (CLE L, 113-120) vs. Sacramento, 04/06/25
22 FGM, Donovan Mitchell: (CLE W, 145-134 (OT)) vs. Chicago, 01/02/23	Made 20+ Field Goals	21 FGM, Jamal Murray: (CLE L, 103-120) vs. Denver, 02/19/21
7 3FGM, Emoni Bates: (CLE L, 118-126 (2OT)) vs. Indiana, 04/13/25	Made 7+ 3-Pointers	7 3FGM, Zach LaVine: (CLE L, 113-120) vs. Sacramento, 04/06/25
15 3FGM/12 3FGM, Emoni Bates/Jaylon Tyson: (CLE L, 118-126 (2OT)) vs. Indiana, 04/13/25	10+ 3-Pointer Attempts	11 3FGM, Landry Shamet: (CLE W, 108-102) @ New York, 04/11/25
15 FTM, Jarrett Allen: (CLE W, 113-104 (OT)) vs. Minnesota, 03/08/24	Made 15+ Free Throws	16 FTM, Paul George: (CLE L, 118-120) @ LA Clippers, 04/07/24
20 FTM, Donovan Mitchell: (CLE W, 145-134 (OT)) vs. Chicago, 01/02/23	Made 20+ Free Throws	23 FTM, Dwyane Wade: (CLE L, 89-92) @ Miami, 02/01/07
5 FB, Donovan Mitchell: (CLE W, 124-117) @ Minnesota, 01/18/25	Made 5+ Fast Breaks	7 FB, Ja Morant: (CLE W, 133-124) @ Memphis, 03/14/25
* Never Has Happened *	10+ Fast Break Attempts	* Never Has Happened *
7 TO/5 TO, Craig Porter Jr./Jaylon Tyson: (CLE L, 118-126 (2OT)) vs. Indiana, 04/13/25	5+ Turnovers	5 TO, Zach Collins: (CLE W, 135-113) vs. Chicago, 04/08/25
11 FD, Donovan Mitchell: (CLE L, 122-133) @ Detroit, 03/28/25	10+ Fouls Drawn	11 FD, Deni Avdija: (CLE W, 133-129 (OT)) vs. Portland, 03/02/25
209.1 OR, Dean Wade: (CLE L, 106-112) vs. Boston, 03/04/20	200+ Offensive Rating	218.0 OR, Tony Bradley: (CLE L, 113-126) vs. Utah, 03/02/20
* Never Has Happened *	200+ Defensive Rating	* Never Has Happened *
10 FGM/10 FGM, Jarrett Allen/Donovan Mitchell: (CLE W, 124-105) vs. New York, 04/02/25	Two Players with 10+ Field Goals Made	15 FGM/11 FGM/10 FGM, Zach LaVine/Domantas Sabonis/DeMar DeRozan: (CLE L, 113-120) vs. Sacramento, 04/06/25
5 3FGM/5 3FGM, Max Strus/Darius Garland: (CLE W, 134-124) @ Washington, 02/07/25	Two Players with 5+ 3-Pointers Made	6 3FGM/5 3FGM, Fred VanVleet/Jalen Green: (CLE L, 131-135) vs. Houston, 01/25/25
14 PTS, 10 REB, 11 AST, Max Strus: (CLE L, 110-120) vs. Charlotte, 04/14/24	Had a triple-double	30 PTS, 12 REB, 10 AST, Deni Avdija: (CLE W, 133-129 (OT)) vs. Portland, 03/02/25
25 PTS, 20 REB, Jarrett Allen: (CLE L, 104-107) vs. Miami, 03/20/24	Had a 20/20 game	28 PTS, 20 REB, Ivica Zubac: (CLE L, 119-132) @ LA Clippers, 03/18/25
1st period, Donovan Mitchell: (CLE W, 112-107) vs. Miami, 03/05/25	Had a four-point play	2nd period, James Harden: (CLE W, 127-122) vs. LA Clippers, 03/30/25

A TEAM...

135 PTS, (CLE W, 135-113) vs. Chicago, 04/08/25	Scored 120+ points	126 PTS, (CLE L, 118-126 (2OT)) vs. Indiana, 04/13/25
135 PTS, (CLE W, 135-113) vs. Chicago, 04/08/25	Scored 130+ points	133 PTS, (CLE L, 122-133) @ Detroit, 03/28/25
142 PTS, (CLE W, 142-105) vs. New York, 02/21/25	Scored 140+ points	141 PTS, (CLE L, 105-141) vs. Portland, 05/05/21
154 PTS, (CLE W, 154-153 (4OT)) vs. LA Lakers, 01/29/80	Scored 150+ points	153 PTS, (CLE W, 154-153 (4OT)) vs. LA Lakers, 01/29/80
.609 (56-92), (CLE W, 142-105) vs. New York, 02/21/25	Shot .600+ from the field	.616 (53-86), (CLE L, 115-135) vs. Toronto, 04/10/21
22 PTS, (CLE W, 135-113) vs. Chicago, 04/08/25	Won by 20+ points	20 PTS, (CLE L, 114-134) @ Oklahoma City, 01/16/25
40 PTS, (CLE W, 122-82) @ Orlando, 02/25/25	Won by 30+ points	37 PTS, (CLE L, 84-121) @ Miami, 03/24/24
43 PTS, (CLE W, 110-67) vs. Philadelphia, 01/15/94	Won by 40+ points	41 PTS, (CLE L, 92-133) vs. LA Clippers, 02/09/20
68 PTS, (CLE W, 148-80) vs. Miami, 12/17/91	Won by 50+ points	55 PTS, (CLE L, 57-112) @ LA Lakers, 01/11/11
82 REB, (CLE L, 118-126 (2OT)) vs. Indiana, 04/13/25	Had 60+ rebounds	72 REB, (CLE L, 118-126 (2OT)) vs. Indiana, 04/13/25
35 AST, (CLE W, 135-113) vs. Chicago, 04/08/25	Had 35+ assists	35 AST, (CLE W, 129-122) vs. Oklahoma City, 01/08/25
40 AST, (CLE W, 149-135) @ Denver, 12/27/24	Had 40+ assists	43 AST, (CLE L, 94-141) @ Philadelphia, 12/07/19



51 FGM, (CLE W, 135-113) vs. Chicago, 04/08/25	Made 50+ field goals	53 FGM, (CLE L, 114-134) @ Oklahoma City, 01/16/25
25 3FGM, (CLE W, 135-113) vs. Chicago, 04/08/25	Made 20+ 3-pointers	21 3FGM, (CLE L, 129-132) @ Philadelphia, 01/24/25
43 FTM, (CLE W, 118-117) @ Charlotte, 03/07/25	Made 35+ free throws	35 FTM, (CLE L, 108-112) vs. Philadelphia, 04/03/22
1st OT, (CLE W, 133-129 (OT)) vs. Portland, 03/02/25	Overtime Win	1st OT, (CLE L, 118-126 (2OT)) vs. Indiana, 04/13/25
2nd OT, (CLE W, 132-122 (2OT)) vs. Charlotte, 11/18/22	Double-Overtime Win	2nd OT, (CLE L, 118-126 (2OT)) vs. Indiana, 04/13/25
* Never Has Happened *	Triple-Overtime Win	3rd OT, (CLE L, 139-148 (3OT)) vs. Brooklyn, 02/13/19
4th OT, (CLE W, 154-153 (4OT)) vs. LA Lakers, 01/29/80	Quadruple-Overtime Win	4th OT, (CLE L, 129-131 (4OT)) vs. Portland, 10/18/74

THE CAVALIERS (SINGLE-SEASON)...

2/5/2025 — 3/14/2025 (16)	Won 5 straight	--
2/5/2025 — 3/14/2025 (16)	Won 10 straight	--
2/10/2025 — 3/11/2025 (6)	Won 5 straight at home	--
12/1/2024 — 1/9/2025 (10)	Won 10 straight at home	--
1/19/2015 — 4/5/2015 (18)	Won 15 straight at home	--
1/29/2025 — 3/14/2025 (11)	Won 5 straight on road	--
1/29/2025 — 3/14/2025 (11)	Won 10 straight on road	--
* Never Has Happened *	Won 15 straight on road	--
11/7/2022 — 11/16/2022 (5)	Lost 5 straight	--
4/23/2021 — 5/10/2021 (11)	Lost 10 straight	--
4/28/2021 — 5/10/2021 (7)	Lost 5 straight at home	--
4/3/2024 — 5/7/2024 (7)	Lost 5 straight on road	--





DATE	OPPONENT	H-R	W-L	SCORE CLE-OPP	HOME RECORD	ROAD RECORD	TOTAL RECORD	CAVALIERS HI SCORER	PT	CAVALIERS HI REBR	RB	CAVALIERS HI ASSISTS	AST	OPPONENT HI SCORER	PT	ATTEND
10/23/2024	at Raptors	R	W	136-106	0-0	1-0	1-0	E. Mobley	25	E. Mobley	9	D. Garland/T. Jerome	6	C. Boucher	18	19,800
10/25/2024	Pistons	H	W	113-101	1-0	1-0	2-0	D. Mitchell/D. Wade	19	J. Allen	11	D. Garland	6	C. Cunningham	33	19,432
10/26/2024	at Wizards	R	W	135-116	1-0	2-0	3-0	D. Mitchell	30	E. Mobley	13	D. Mitchell/D. Garland	5	B. Coulibaly	23	15,156
10/28/2024	at Knicks	R	W	110-104	1-0	3-0	4-0	D. Garland	34	J. Allen	15	D. Mitchell	5	J. Brunson	21	19,812
10/30/2024	Lakers	H	W	134-110	2-0	3-0	5-0	E. Mobley	25	J. Allen	17	D. Garland	10	L. James	26	19,432
11/01/2024	Magic	H	W	120-109	3-0	3-0	6-0	D. Garland	25	E. Mobley	12	C. LeVert	7	J. Suggs	28	19,432
11/02/2024	at Bucks	R	W	114-113	3-0	4-0	7-0	D. Mitchell	30	J. Allen	12	D. Garland	10	D. Lillard	41	17,341
11/04/2024	Bucks	H	W	116-114	4-0	4-0	8-0	D. Garland	39	J. Allen	15	D. Garland	8	D. Lillard	36	19,432
11/06/2024	at Pelicans	R	W	131-122	4-0	5-0	9-0	D. Mitchell	29	J. Allen	14	D. Garland	9	Z. Williamson	29	15,694
11/08/2024	Warriors	H	W	136-117	5-0	5-0	10-0	D. Garland	27	J. Allen	12	D. Garland	6	J. Kuminga	21	19,432
11/09/2024	Nets	H	W	105-100	6-0	5-0	11-0	E. Mobley	23	E. Mobley	16	C. LeVert/D. Garland	6	C. Johnson	23	19,432
11/11/2024	at Bulls	R	W	119-113	6-0	6-0	12-0	D. Mitchell	36	E. Mobley	11	T. Jerome	6	Z. LaVine	26	20,560
11/13/2024	at 76ers	R	W	114-106	6-0	7-0	13-0	D. Garland	25	D. Mitchell	13	D. Mitchell	9	J. McCain	34	19,777
11/15/2024	Bulls	H	W	144-126	7-0	7-0	14-0	D. Mitchell	37	J. Allen	10	D. Garland	9	C. White	29	19,432
11/17/2024	Hornets	H	W	128-114	8-0	7-0	15-0	D. Garland	25	J. Allen	15	D. Garland	12	L. Ball	31	19,432
11/19/2024	at Celtics	R	L	117-120	8-0	7-1	15-1	D. Mitchell	35	E. Mobley/J. Allen	11	D. Garland	7	J. Tatum	33	19,156
11/20/2024	Pelicans	H	W	128-100	9-0	7-1	16-1	T. Jerome	29	J. Allen/J. Tyson	11	J. Tyson/C. Porter Jr.	7	A. Reeves	34	19,432
11/24/2024	Raptors	H	W	122-108	10-0	7-1	17-1	D. Mitchell/T. Jerome	26	J. Allen	13	T. Jerome/D. Garland	6	S. Barnes/G. Dick	18	19,432
11/27/2024	Hawks	H	L	124-135	10-1	7-1	17-2	D. Mitchell	30	E. Mobley	12	D. Mitchell/D. Garland	7	D. Hunter	26	19,432
11/29/2024	at Hawks	R	L	101-117	10-1	7-2	17-3	D. Garland	29	E. Mobley	12	D. Mitchell	6	D. Hunter	23	17,881
12/01/2024	Celtics	H	W	115-111	11-1	7-2	18-3	D. Mitchell	35	J. Allen/E. Mobley	10	D. Garland	8	J. Tatum	33	19,432
12/03/2024	Wizards	H	W	118-87	12-1	7-2	19-3	E. Mobley/D. Mitchell	19	E. Mobley	10	D. Mitchell	7	B. Carrington/J. Valanciunas/J. Poole	13	19,432
12/05/2024	Nuggets	H	W	126-114	13-1	7-2	20-3	D. Mitchell	28	J. Allen	15	J. Allen/D. Mitchell/C. LeVert	6	N. Jokic	27	19,432
12/07/2024	at Hornets	R	W	116-102	13-1	8-2	21-3	E. Mobley	41	J. Allen/E. Mobley	10	D. Mitchell	8	B. Miller	25	18,832
12/08/2024	at Heat	R	L	113-122	13-1	8-3	21-4	D. Garland	23	D. Wade	8	T. Jerome	6	T. Herro	34	19,600
12/13/2024	Wizards	H	W	115-105	14-1	8-3	22-4	D. Garland	24	J. Allen	11	D. Garland	8	B. Coulibaly	27	19,432
12/16/2024	at Nets	R	W	130-101	14-1	9-3	23-4	E. Mobley	21	G. Niang	9	T. Jerome/D. Garland	6	C. Johnson	22	16,588
12/20/2024	Bucks	H	W	124-101	15-1	9-3	24-4	D. Mitchell	27	J. Allen	10	D. Mitchell	6	G. Antetokounmpo	33	19,432
12/21/2024	76ers	H	W	126-99	16-1	9-3	25-4	D. Garland	26	E. Mobley	13	E. Mobley	7	T. Maxey	27	19,432
12/23/2024	Jazz	H	W	124-113	17-1	9-3	26-4	D. Garland	23	E. Mobley	10	D. Garland	8	J. Clarkson	27	19,432
12/27/2024	at Nuggets	R	W	149-135	17-1	10-3	27-4	D. Mitchell	33	J. Allen	10	D. Garland	7	N. Jokic/J. Murray	27	19,952
12/30/2024	at Warriors	R	W	113-95	17-1	11-3	28-4	D. Garland	25	D. Wade	13	D. Garland	8	M. Moody	19	18,064
12/31/2024	at Lakers	R	W	122-110	17-1	12-3	29-4	J. Allen	27	J. Allen	14	D. Garland	14	A. Reaves	35	18,997
01/03/2025	at Mavericks	R	W	134-122	17-1	13-3	30-4	E. Mobley	34	E. Mobley	10	D. Garland	9	Q. Grimes	26	20,231
01/05/2025	Hornets	H	W	115-105	18-1	13-3	31-4	D. Garland	25	J. Allen	11	C. LeVert	6	L. Ball/B. Miller	24	19,432
01/08/2025	Thunder	H	W	129-122	19-1	13-3	32-4	J. Allen	25	J. Allen	11	E. Mobley/D. Garland	7	S. Gilgeous-Alexander	31	19,432
01/09/2025	Raptors	H	W	132-126	20-1	13-3	33-4	D. Garland	40	J. Allen	15	D. Garland	9	S. Barnes	24	19,432
01/12/2025	Pacers	H	L	93-108	20-2	13-3	33-5	D. Garland	20	E. Mobley	12	D. Garland	7	A. Nembhard	19	19,432
01/14/2025	at Pacers	R	W	127-117	20-2	14-3	34-5	D. Mitchell	35	E. Mobley	13	C. LeVert/D. Garland	7	P. Siakam	23	16,035
01/16/2025	at Thunder	R	L	114-134	20-2	14-4	34-6	D. Garland	20	J. Allen/T. Thompson	7	D. Garland	9	S. Gilgeous-Alexander	40	18,203
01/18/2025	at Timberwolves	R	W	124-117	20-2	15-4	35-6	D. Mitchell	36	G. Niang	10	D. Mitchell	7	A. Edwards	28	18,978
01/20/2025	Suns	H	W	118-92	21-2	15-4	36-6	D. Mitchell	33	J. Allen	11	D. Garland	7	K. Durant	23	19,432
01/22/2025	at Rockets	R	L	108-109	21-2	15-5	36-7	D. Garland	26	J. Allen	13	D. Garland/M. Strus	5	F. VanVleet	26	16,719
01/24/2025	at 76ers	R	L	129-132	21-2	15-6	36-8	D. Mitchell	37	J. Allen	10	D. Mitchell/D. Garland	7	P. George	30	19,760
01/25/2025	Rockets	H	L	131-135	21-3	15-6	36-9	D. Garland	39	M. Strus	9	D. Garland	9	J. Green/A. Sengun	26	19,432
01/27/2025	Pistons	H	W	110-91	22-3	15-6	37-9	D. Garland	22	E. Mobley	14	D. Garland	7	C. Cunningham	22	19,432
01/29/2025	at Heat	R	W	126-106	22-3	16-6	38-9	D. Mitchell	34	E. Mobley	15	T. Jerome	7	T. Herro/T. Rozier III	22	19,600
01/30/2025	Hawks	H	W	137-115	23-3	16-6	39-9	D. Garland	26	J. Allen	15	D. Garland	7	Z. Risacher	30	19,432
02/02/2025	Mavericks	H	W	144-101	24-3	16-6	40-9	S. Merrill	27	E. Mobley	11	D. Garland	10	J. Hardy	21	19,432
02/04/2025	Celtics	H	L	105-112	24-4	16-6	40-10	D. Mitchell	31	J. Allen	18	D. Mitchell	6	J. Tatum	22	19,432
02/05/2025	at Pistons	R	W	118-115	24-4	17-6	41-10	E. Mobley	30	J. Allen	13	E. Mobley	7	C. Cunningham	38	18,734
02/07/2025	at Wizards	R	W	134-124	24-4	18-6	42-10	D. Mitchell	33	J. Allen	12	D. Mitchell/D. Garland/C. Porter Jr.	5	J. Poole	45	20,385
02/10/2025	Timberwolves	H	W	128-107	25-4	18-6	43-10	E. Mobley	28	J. Allen	13	D. Mitchell	8	A. Edwards	44	19,432
02/12/2025	at Raptors	R	W	131-108	25-4	19-6	44-10	D. Mitchell	21	E. Mobley	15	D. Mitchell	8	R. Barrett	27	16,549
02/20/2025	at Nets	R	W	110-97	25-4	20-6	45-10	D. Mitchell	26	J. Allen	20	D. Garland	9	C. Johnson	18	17,926
02/21/2025	Knicks	H	W	142-105	26-4	20-6	46-10	D. Mitchell	27	E. Mobley	8	M. Strus	8	J. Brunson	26	19,432
02/23/2025	Grizzlies	H	W	129-123	27-4	20-6	47-10	D. Mitchell	33	E. Mobley	13	E. Mobley	8	J. Jackson Jr.	22	19,432
02/25/2025	at Magic	R	W	122-82	27-4	21-6	48-10	T. Jerome	20	E. Mobley	8	C. Porter Jr./D. Mitchell	5	P. Banchemo	26	18,846
02/28/2025	at Celtics	R	W	123-116	27-4	22-6	49-10	D. Mitchell	41	E. Mobley	12	D. Garland	7	J. Tatum	46	19,156
03/02/2025	Trail Blazers	H	W	133-129	28-4	22-6	50-10	D. Hunter	32	J. Allen	10	D. Garland	7	D. Avdija	30	19,432
03/04/2025	at Bulls	R	W	139-117	28-4	23-6	51-10	D. Mitchell	28	J. Allen	17	D. Garland	7	C. White	25	20,943
03/05/2025	Heat	H	W	112-107	29-4	23-6	52-10	D. Mitchell	26	E. Mobley	13	D. Garland	10	B. Adebayo	34	19,432
03/07/2025	at Hornets	R	W	118-117	29-4	24-6	53-10	D. Mitchell	24	J. Allen	11	E. Mobley/D. Hunter	4	M. Bridges	46	19,296
03/09/2025	at Bucks	R	W	112-100	29-4	25-6	54-10	M. Strus	17	M. Strus	9	D. Mitchell	6	G. Antetokounmpo	30	17,355
03/11/2025	Nets	H	W	109-104	30-4	25-6	55-10	D. Garland	30	J. Allen	13	D. Garland	8	C. Thomas	27	19,432
03/14/2025	at Grizzlies	R	W	133-124	30-4	26-6	56-10	E. Mobley	22	E. Mobley	11	D. Garland	9	J. Morant	44	17,051
03/16/2025	Magic	H	L	103-108	30-5	26-6	56-11	D. Mitchell	23	J. Allen	12	M. Strus/D. Mitchell	5	P. Banchemo	24	19,432
03/18/2025	at Clippers	R	L	119-132	30-5	26-7	56-12	M. Strus	24	J. Allen	8	D. Mitchell	11	K. Leonard	33	17,927
03/19/2025	at Kings	R	L	119-123	30-5	26-8	56-13	E. Mobley	31	E. Mobley	10	T. Jerome	6	D. DeRozan	27	15,919
03/21/2025	at Suns	R	L	112-123	30-5	26-9	56-14	D. Garland	18	E. Mobley	12	D. Garland	6	K. Durant	42	17,071
03/23/2025	at Jazz	R	W	120-91	30-5	27-9	57-14	J. Allen	18	E. Mobley	11	S. Merrill	5	K. Filipowski	18	18,175
03/25/2025	at Trail Blazers	R	W	122-111	30-5	28-9	58-14	D. Garland	27	E. Mobley	12	D. Garland	8	D. Clingan/S. Sharpe/S. Henderson	18	19,335
03/27/2025	Spurs	H	W	124-116	31-5	28-9	59-14	J. Allen	29	J. Allen	15	D. Mitchell	14	D. Vassell/S. Castle	22	19,432
03/28/2025	at Pistons	R	L	122-133	31-5	28-10	59-15	D. Mitchell	38	E. Mobley	6	D. Garland	6	T. Hardaway Jr.	32	20,062
03/30/2025	Clippers	H	W	127-122	32-5	28-10	60-15	J. Allen	25	D. Mitchell/J. Allen	12	D. Garland/D. Mitchell	7	N. Powell	34	19,432
04/02/2025	Knicks	H	W	124-105	33-5	28-10	61-15	D. Mitchell	27	J. Allen	8	D. Garland	6	K. Towns	25	19,432
04/04/2025	at Spurs	R	W	114-113	33-5	29-10	62-15	D. Mitchell	26	E. Mobley	12	D. Garland/D. Mitchell	7	D. Vassell	24	17,819
04/06/2025	Kings	H	L	113-120	33-6	29-10	62-16	T. Jerome	20	E. Mobley	9	D. Garland/M. Strus	7	Z. LaVine	37	19,432
04/08/2025	Bulls	H	W	135-113	34-6	29-10	63-16	D. Garland	28	E. Mobley	12	E. Mobley	7	P. Williams	21	19,432
04/10/2025	at Pacers	R	L	112-114	34-6	29-11	63-17	T. Jerome	24	T. Thompson	12	T. Jerome	6	T. Haliburton	23	17,020
04/11/2025	at Knicks	R	W	108-102	34-6	30-11	64-17	D. Garland	26	J. Allen	13	D. Garland	13	J. Brunson	27	19,812
04/13/2025	Pacers	H	L	118-126	34-7	30-11	64-18	J. Tyson	31	T. Thompson	20	C. Porter Jr.	5	Q. Jackson	21	19,432



2024-25 REGULAR SEASON GAME-BY-GAME STATS

DATE	GAME	W/L	FG	FGA	PCT	3FG	3FGA	PCT	FT	FTA	PCT	OR	DR	REB	AST	PF	ST	TO	BS	PTS
10/23	Cavaliers	W	51	87	0.586	14	30	0.467	20	26	0.769	8	28	36	29	22	10	13	9	136
19,800	at Raptors		36	86	0.419	12	31	0.387	22	29	0.759	14	24	38	25	24	8	19	6	106
10/25	Cavaliers	W	42	82	0.512	13	34	0.382	16	23	0.696	5	34	39	28	15	13	13	4	113
19,432	vs. Pistons		38	81	0.469	13	32	0.406	12	17	0.706	8	34	42	25	22	3	22	5	101
10/26	Cavaliers	W	47	88	0.534	18	39	0.462	23	34	0.676	11	37	48	27	27	13	17	10	135
15,156	at Wizards		37	96	0.385	15	43	0.349	27	32	0.844	18	28	46	25	25	6	15	9	116
10/28	Cavaliers	W	39	82	0.476	12	36	0.333	20	24	0.833	9	32	41	21	20	10	14	5	110
19,812	at Knicks		40	90	0.444	9	28	0.321	15	18	0.833	13	30	43	22	21	8	16	3	104
10/30	Cavaliers	W	56	97	0.577	17	41	0.415	5	8	0.625	6	30	36	37	26	14	12	2	134
19,432	vs. Lakers		38	77	0.494	6	28	0.214	28	33	0.848	5	32	37	21	7	6	21	0	110
11/1	Cavaliers	W	44	87	0.506	15	38	0.395	17	20	0.850	7	42	49	25	21	6	13	4	120
19,432	vs. Magic		41	90	0.456	11	33	0.333	16	24	0.667	7	32	39	26	17	10	14	4	109
11/2	Cavaliers	W	44	91	0.484	15	38	0.395	11	15	0.733	10	35	45	31	20	3	7	2	114
17,341	at Bucks		43	89	0.483	18	39	0.462	9	15	0.600	10	35	45	24	23	3	13	3	113
11/4	Cavaliers	W	46	91	0.505	17	37	0.459	7	13	0.538	5	34	39	28	15	10	10	4	116
19,432	vs. Bucks		42	86	0.488	17	35	0.486	13	15	0.867	7	42	49	21	15	6	15	6	114
11/6	Cavaliers	W	52	96	0.542	17	35	0.486	10	13	0.769	12	34	46	33	21	6	13	10	131
15,694	at Pelicans		42	88	0.477	13	27	0.481	25	28	0.893	8	25	33	21	14	8	10	8	122
11/8	Cavaliers	W	46	85	0.541	20	42	0.476	24	28	0.857	9	34	43	33	12	7	20	7	136
19,432	vs. Warriors		47	98	0.480	13	42	0.310	10	14	0.714	11	29	40	32	24	14	17	4	117
11/9	Cavaliers	W	40	74	0.541	10	28	0.357	15	19	0.789	4	29	33	24	18	12	16	5	105
19,432	vs. Nets		34	76	0.447	15	43	0.349	17	18	0.944	10	26	36	21	14	4	20	2	100
11/11	Cavaliers	W	43	97	0.443	15	45	0.333	18	24	0.750	12	31	43	26	13	14	9	3	119
20,560	at Bulls		43	87	0.494	14	38	0.368	13	16	0.813	8	43	51	26	17	7	21	5	113
11/13	Cavaliers	W	42	85	0.494	16	40	0.400	14	17	0.824	9	37	46	25	14	8	11	1	114
19,777	at 76ers		41	92	0.446	14	43	0.326	10	11	0.909	12	33	45	24	13	8	12	2	106
11/15	Cavaliers	W	51	93	0.548	21	43	0.488	21	24	0.875	4	36	40	33	16	11	13	6	144
19,432	vs. Bulls		45	88	0.511	20	42	0.476	16	20	0.800	3	33	36	32	20	7	17	4	126
11/17	Cavaliers	W	44	77	0.571	13	30	0.433	27	28	0.964	9	39	48	26	15	3	20	4	128
19,432	vs. Hornets		42	103	0.408	20	52	0.385	10	12	0.833	17	23	40	34	23	12	10	6	114
11/19	Cavaliers	L	46	93	0.495	10	29	0.345	15	17	0.882	12	29	41	30	15	4	7	3	117
19,156	at Celtics		44	86	0.512	22	41	0.537	10	14	0.714	9	33	42	32	19	4	13	4	120
11/20	Cavaliers	W	49	93	0.527	18	42	0.429	12	14	0.857	16	36	52	29	16	10	14	9	128
19,432	vs. Pelicans		39	92	0.424	8	31	0.258	14	22	0.636	16	24	40	23	11	9	11	3	100
11/24	Cavaliers	W	48	97	0.495	16	41	0.390	10	14	0.714	14	35	49	27	21	11	14	4	122
19,432	vs. Raptors		37	92	0.402	12	39	0.308	22	34	0.647	19	36	55	22	18	9	16	5	108
11/27	Cavaliers	L	44	95	0.463	15	48	0.313	21	28	0.750	12	32	44	31	21	11	13	5	124
19,432	vs. Hawks		46	97	0.474	20	42	0.476	23	25	0.920	14	37	51	39	21	6	15	6	135
11/29	Cavaliers	L	38	93	0.409	11	38	0.289	14	17	0.824	11	29	40	21	22	9	13	0	101
17,881	at Hawks		44	85	0.518	14	34	0.412	15	18	0.833	10	43	53	33	20	9	21	5	117
12/1	Cavaliers	W	39	80	0.488	17	36	0.472	20	25	0.800	6	38	44	22	20	5	18	7	115
19,432	vs. Celtics		38	95	0.400	17	49	0.347	18	19	0.947	10	36	46	17	19	11	11	6	111
12/3	Cavaliers	W	43	89	0.483	16	46	0.348	16	25	0.640	7	38	45	31	20	11	11	4	118
19,432	vs. Wizards		32	83	0.386	4	26	0.154	19	25	0.760	13	39	52	18	21	4	21	8	87
12/5	Cavaliers	W	47	94	0.500	22	48	0.458	10	16	0.625	9	38	47	32	17	9	17	3	126
19,432	vs. Nuggets		46	96	0.479	6	24	0.250	16	22	0.727	9	40	49	25	13	12	16	5	114
12/7	Cavaliers	W	42	84	0.500	14	38	0.368	18	24	0.750	14	33	47	28	20	6	12	6	116
18,832	at Hornets		37	86	0.430	11	39	0.282	17	19	0.895	10	27	37	21	27	6	11	5	102
12/8	Cavaliers	L	41	86	0.477	14	33	0.424	17	18	0.944	5	31	36	25	18	5	9	1	113
19,600	at Heat		41	86	0.477	16	37	0.432	24	26	0.923	10	37	47	27	15	4	12	4	122
12/13	Cavaliers	W	36	91	0.396	15	50	0.300	28	40	0.700	16	34	50	27	14	10	11	5	115
19,432	vs. Wizards		41	86	0.477	14	40	0.350	9	11	0.818	6	38	44	24	28	7	18	7	105
12/16	Cavaliers	W	43	81	0.531	19	47	0.404	25	29	0.862	12	30	42	33	19	14	17	6	130
16,588	at Nets		34	81	0.420	14	34	0.412	19	24	0.792	9	26	35	25	28	11	22	2	101
12/20	Cavaliers	W	46	91	0.505	20	47	0.426	12	14	0.857	9	39	48	30	10	11	18	0	124
19,432	vs. Bucks		40	85	0.471	10	27	0.370	11	18	0.611	10	35	45	23	17	14	20	4	101
12/21	Cavaliers	W	48	90	0.533	22	43	0.512	8	15	0.533	13	36	49	31	18	8	13	1	126
19,432	vs. 76ers		34	85	0.400	11	34	0.324	20	27	0.741	11	30	41	13	16	7	13	3	99
12/23	Cavaliers	W	43	91	0.473	20	46	0.435	18	23	0.783	10	30	40	33	23	10	9	3	124
19,432	vs. Jazz		38	92	0.413	19	44	0.432	18	26	0.692	18	33	51	27	20	6	17	5	113
12/27	Cavaliers	W	54	96	0.563	23	48	0.479	18	22	0.818	9	29	38	40	17	10	11	7	149
19,952	at Nuggets		53	94	0.564	15	31	0.484	14	18	0.778	8	30	38	39	20	8	13	3	135
12/30	Cavaliers	W	44	96	0.458	18	47	0.383	7	10	0.700	11	43	54	25	25	10	16	6	113
18,064	at Warriors		33	99	0.333	9	38	0.237	20	26	0.769	14	41	55	20	14	5	15	8	95
12/31	Cavaliers	W	45	93	0.484	18	46	0.391	14	17	0.824	10	38	48	32	15	5	11	8	122
18,997	at Lakers		42	95	0.442	9	35	0.257	17	19	0.895	8	35	43	26	12	7	9	3	110
1/3	Cavaliers	W	52	98	0.531	15	40	0.375	15	20	0.750	10	36	46	38	20	5	8	7	134
20,231	at Mavericks		43	100	0.430	12	44	0.273	24	30	0.800	21	32	53	29	17	3	12	4	122
1/5	Cavaliers	W	44	92	0.478	15	43	0.349	12	16	0.750	9	32	41	29	17	5	12	5	115
19,432	vs. Hornets		38	91	0.418	15	42	0.357	14	19	0.737	13	35	48	19	18	9	16	4	105



DATE	GAME	W/L	FG	FGA	PCT	3FG	3FGA	PCT	FT	FTA	PCT	OR	DR	REB	AST	PF	ST	TO	BS	PTS
1/8	Cavaliers	W	47	90	0.522	15	36	0.417	20	27	0.741	12	28	40	36	20	7	15	2	129
19,432	vs. Thunder		48	90	0.533	11	31	0.355	15	17	0.882	9	29	38	35	24	9	13	5	122
1/9	Cavaliers	W	47	89	0.528	18	45	0.400	20	25	0.800	16	26	42	31	11	8	11	3	132
19,432	vs. Raptors		53	89	0.596	14	31	0.452	6	13	0.462	9	28	37	34	17	9	13	2	126
1/12	Cavaliers	L	33	83	0.398	11	41	0.268	16	18	0.889	6	38	44	24	18	4	13	5	93
19,432	vs. Pacers		43	92	0.467	11	35	0.314	11	18	0.611	9	41	50	30	22	11	12	7	108
1/14	Cavaliers	W	43	89	0.483	15	44	0.341	26	31	0.839	14	35	49	25	18	8	15	6	127
16,035	at Pacers		44	91	0.484	12	28	0.429	17	22	0.773	9	28	37	30	18	10	14	3	117
1/16	Cavaliers	L	42	90	0.467	13	42	0.310	17	21	0.810	11	38	49	32	11	2	21	5	114
18,203	at Thunder		53	105	0.505	18	53	0.340	10	11	0.909	8	31	39	25	20	12	7	5	134
1/18	Cavaliers	W	42	92	0.457	17	48	0.354	23	25	0.920	13	34	47	27	18	4	8	1	124
18,978	at Timberwolves		43	90	0.478	15	38	0.395	16	19	0.842	9	33	42	27	19	4	8	4	117
1/20	Cavaliers	W	41	95	0.432	19	46	0.413	17	23	0.739	15	35	50	27	18	10	9	1	118
19,432	vs. Suns		36	77	0.468	10	26	0.385	10	13	0.769	1	33	34	22	20	3	17	5	92
1/22	Cavaliers	L	41	97	0.423	13	41	0.317	13	19	0.684	20	25	45	25	18	12	13	5	108
16,719	at Rockets		40	91	0.440	15	34	0.441	14	20	0.700	20	33	53	25	20	8	22	5	109
1/24	Cavaliers	L	45	90	0.500	25	52	0.481	14	19	0.737	10	27	37	30	20	10	16	5	129
19,760	at 76ers		44	87	0.506	21	39	0.538	23	27	0.852	16	27	43	23	16	9	18	6	132
1/25	Cavaliers	L	47	91	0.516	17	39	0.436	20	26	0.769	10	30	40	28	30	4	11	5	131
19,432	vs. Rockets		45	82	0.549	13	28	0.464	32	45	0.711	14	31	45	26	23	5	11	4	135
1/27	Cavaliers	W	40	91	0.440	12	44	0.273	18	23	0.783	12	41	53	28	13	5	10	4	110
19,432	vs. Pistons		37	96	0.385	10	36	0.278	7	11	0.636	12	33	45	24	17	6	10	4	91
1/29	Cavaliers	W	54	100	0.540	13	42	0.310	5	6	0.833	13	34	47	29	17	10	7	2	126
19,600	at Heat		39	83	0.470	15	43	0.349	13	15	0.867	6	29	35	27	5	4	14	4	106
1/30	Cavaliers	W	53	91	0.582	13	39	0.333	18	20	0.900	10	39	49	34	19	9	12	3	137
19,432	vs. Hawks		41	90	0.456	13	39	0.333	20	27	0.741	10	26	36	28	18	10	11	1	115
2/2	Cavaliers	W	53	93	0.570	26	45	0.578	12	16	0.750	3	48	51	39	17	7	9	8	144
19,432	vs. Mavericks		40	103	0.388	9	43	0.209	12	15	0.800	10	35	45	22	11	6	9	3	101
2/4	Cavaliers	L	36	91	0.396	11	39	0.282	22	26	0.846	14	37	51	18	23	6	13	1	105
19,432	vs. Celtics		40	98	0.408	17	48	0.354	15	18	0.833	15	38	53	26	21	10	12	6	112
2/5	Cavaliers	W	41	85	0.482	16	38	0.421	20	24	0.833	11	35	46	28	22	6	24	7	118
18,734	at Pistons		39	98	0.398	12	37	0.324	25	28	0.893	17	28	45	22	21	13	12	5	115
2/7	Cavaliers	W	48	94	0.511	16	38	0.421	22	24	0.917	15	31	46	32	20	9	14	3	134
20,385	at Wizards		46	94	0.489	16	44	0.364	16	25	0.640	16	24	40	25	17	8	15	2	124
2/10	Cavaliers	W	48	94	0.511	17	43	0.395	15	20	0.750	14	35	49	27	24	10	17	5	128
19,432	vs. Timberwolves		36	90	0.400	12	39	0.308	23	30	0.767	15	26	41	17	19	10	16	6	107
2/12	Cavaliers	W	48	99	0.485	18	53	0.340	17	20	0.850	13	40	53	34	19	11	13	4	131
16,549	at Raptors		42	91	0.462	10	29	0.345	14	21	0.667	9	30	39	26	14	7	15	5	108
2/20	Cavaliers	W	40	94	0.426	11	39	0.282	19	27	0.704	17	35	52	19	20	8	17	5	110
17,926	at Nets		38	95	0.400	10	38	0.263	11	19	0.579	14	31	45	25	23	7	16	10	97
2/21	Cavaliers	W	56	92	0.609	19	37	0.514	11	15	0.733	11	36	47	38	15	12	15	2	142
19,432	vs. Knicks		42	89	0.472	10	28	0.357	11	18	0.611	9	23	32	25	12	8	17	3	105
2/23	Cavaliers	W	46	99	0.465	13	47	0.277	24	35	0.686	22	35	57	25	25	5	14	5	129
19,432	vs. Grizzlies		42	92	0.457	15	39	0.385	24	31	0.774	12	25	37	28	26	8	14	5	123
2/25	Cavaliers	W	45	80	0.563	19	32	0.594	13	16	0.813	9	38	47	25	13	5	12	5	122
18,846	at Magic		33	90	0.367	5	28	0.179	11	14	0.786	12	23	35	21	14	7	12	8	82
2/28	Cavaliers	W	45	94	0.479	17	39	0.436	16	19	0.842	14	30	44	23	14	4	8	3	123
19,156	at Celtics		43	89	0.483	17	39	0.436	13	17	0.765	14	26	40	20	19	5	11	5	116
3/2	Cavaliers	W	42	97	0.433	19	46	0.413	30	35	0.857	13	34	47	27	27	12	15	5	133
19,432	vs. Trail Blazers		42	96	0.438	14	40	0.350	31	35	0.886	13	33	46	25	26	8	20	1	129
3/4	Cavaliers	W	46	98	0.469	17	48	0.354	30	33	0.909	11	42	53	27	14	4	9	4	139
20,943	at Bulls		47	106	0.443	11	44	0.250	12	17	0.706	10	40	50	32	21	6	7	6	117
3/5	Cavaliers	W	41	87	0.471	14	40	0.350	16	22	0.727	10	37	47	26	19	7	13	4	112
19,432	vs. Heat		36	83	0.434	13	36	0.361	22	25	0.880	9	33	42	29	19	7	14	2	107
3/7	Cavaliers	W	32	76	0.421	11	34	0.324	43	51	0.843	9	36	45	16	19	7	14	4	118
19,296	at Hornets		44	92	0.478	13	37	0.351	16	21	0.762	10	33	43	29	33	7	12	3	117
3/9	Cavaliers	W	39	88	0.443	19	47	0.404	15	19	0.789	13	31	44	25	15	11	15	2	112
17,355	at Bucks		39	91	0.429	9	31	0.290	13	18	0.722	15	35	50	17	15	9	18	2	100
3/11	Cavaliers	W	39	89	0.438	10	42	0.238	21	25	0.840	12	36	48	23	10	7	15	4	109
19,432	vs. Nets		39	84	0.464	16	44	0.364	10	14	0.714	8	30	38	31	21	9	15	3	104
3/14	Cavaliers	W	44	88	0.500	19	51	0.373	26	33	0.788	8	35	43	32	17	9	16	4	133
17,051	at Grizzlies		48	97	0.495	11	36	0.306	17	21	0.810	10	35	45	25	25	11	14	3	124
3/16	Cavaliers	L	40	96	0.417	10	40	0.250	13	20	0.650	16	32	48	21	22	7	14	1	103
19,432	vs. Magic		34	81	0.420	13	31	0.419	27	34	0.794	13	34	47	21	20	11	18	3	108
3/18	Cavaliers	L	44	90	0.489	14	41	0.341	17	26	0.654	10	19	29	29	21	6	9	0	119
17,927	at Clippers		46	84	0.548	16	35	0.457	24	28	0.857	14	35	49	28	26	7	13	5	132
3/19	Cavaliers	L	46	84	0.548	13	34	0.382	14	18	0.778	8	29	37	24	14	7	12	1	119
15,919	at Kings		46	91	0.505	16	35	0.457	15	16	0.938	14	27	41	28	20	9	13	1	123
3/21	Cavaliers	L	42	94	0.447	17	45	0.378	11	14	0.786	16	28	44	24	12	11	11	5	112
17,071	at Suns		48	92	0.522	19	42	0.452	8	8	1.000	12	34	46	33	16	6	15	3	123



DATE	GAME	W/L	FG	FGA	PCT	3FG	3FGA	PCT	FT	FTA	PCT	OR	DR	REB	AST	PF	ST	TO	BS	PTS
3/23	Cavaliers	W	44	96	0.458	11	48	0.229	21	31	0.677	14	37	51	28	16	9	7	7	120
18,175	at Jazz		32	89	0.360	16	50	0.320	11	18	0.611	13	39	52	25	24	4	21	5	91
3/25	Cavaliers	W	48	88	0.545	12	27	0.444	14	17	0.824	9	32	41	28	18	4	14	6	122
19,335	at Trail Blazers		40	100	0.400	17	52	0.327	14	22	0.636	19	26	45	28	15	9	10	3	111
3/27	Cavaliers	W	46	99	0.465	17	48	0.354	15	18	0.833	14	42	56	33	14	7	14	5	124
19,432	vs. Spurs		43	106	0.406	14	43	0.326	16	21	0.762	19	31	50	27	20	10	10	3	116
3/28	Cavaliers	L	39	84	0.464	15	40	0.375	29	38	0.763	11	30	41	16	27	9	15	3	122
20,062	at Pistons		44	92	0.478	15	34	0.441	30	35	0.857	16	27	43	25	29	8	13	5	133
3/30	Cavaliers	W	47	93	0.505	15	45	0.333	18	23	0.783	10	35	45	33	17	11	10	3	127
19,432	vs. Clippers		45	93	0.484	16	41	0.390	16	22	0.727	10	34	44	25	17	6	14	4	122
4/2	Cavaliers	W	50	94	0.532	12	37	0.324	12	14	0.857	15	29	44	23	18	8	13	5	124
19,432	vs. Knicks		40	90	0.444	11	36	0.306	14	17	0.824	15	24	39	24	19	7	16	2	105
4/4	Cavaliers	W	41	87	0.471	22	51	0.431	10	14	0.714	7	37	44	31	13	6	17	4	114
17,819	at Spurs		41	94	0.436	16	48	0.333	15	19	0.789	9	35	44	27	15	9	12	4	113
4/6	Cavaliers	L	46	88	0.523	10	38	0.263	11	19	0.579	13	26	39	31	17	11	16	5	113
19,432	vs. Kings		44	82	0.537	14	33	0.424	18	22	0.818	8	31	39	25	14	10	17	3	120
4/8	Cavaliers	W	51	100	0.510	25	50	0.500	8	13	0.615	16	29	45	35	15	13	13	3	135
19,432	vs. Bulls		41	86	0.477	15	43	0.349	16	19	0.842	12	33	45	26	15	9	20	3	113
4/10	Cavaliers	L	43	98	0.439	17	37	0.459	9	13	0.692	11	39	50	24	16	6	11	3	112
17,020	at Pacers		43	93	0.462	14	41	0.341	14	20	0.700	10	36	46	28	16	3	10	11	114
4/11	Cavaliers	W	38	77	0.494	11	31	0.355	21	30	0.700	13	36	49	23	17	7	15	2	108
19,812	at Knicks		36	88	0.409	16	41	0.390	14	20	0.700	10	25	35	22	18	11	11	2	102
4/13	Cavaliers	L	44	115	0.383	18	60	0.300	12	22	0.545	18	47	65	21	23	6	22	9	118
19,432	vs. Pacers		48	119	0.403	10	42	0.238	20	22	0.909	14	47	61	27	20	15	13	10	126
	TOTALS	82	3,652	7,444	0.491	1,303	3,401	0.383	1,392	1,793	0.776	917	2,806	3,723	2,304	1,487	670	1,082	350	9,999
	OPPONENTS	82	3,382	7,454	0.454	1,104	3,075	0.359	1,349	1,732	0.779	947	2,624	3,571	2,101	1,553	641	1,189	361	9,217





DATE	OPPONENT	W/L	FG	FGA	PCT	3FG	3FGA	PCT	FT	FTA	PCT	OR	DR	REB	AST	PF	ST	TO	BS	PTS
10/23	at Toronto	W	51	87	0.586	14	30	0.467	20	26	0.769	8	28	36	29	22	10	13	9	136
10/25	Detroit	W	42	82	0.512	13	34	0.382	16	23	0.696	5	34	39	28	15	13	13	4	113
10/26	at Washington	W	47	88	0.534	18	39	0.462	23	34	0.676	11	37	48	27	27	13	17	10	135
10/28	at New York	W	39	82	0.476	12	36	0.333	20	24	0.833	9	32	41	21	20	10	14	5	110
10/30	LA Lakers	W	56	97	0.577	17	41	0.415	5	8	0.625	6	30	36	37	26	14	12	2	134
11/1	Orlando	W	44	87	0.506	15	38	0.395	17	20	0.850	7	42	49	25	21	6	13	4	120
11/2	at Milwaukee	W	44	91	0.484	15	38	0.395	11	15	0.733	10	35	45	31	20	3	7	2	114
11/4	Milwaukee	W	46	91	0.505	17	37	0.459	7	13	0.538	5	34	39	28	15	10	10	4	116
11/6	at New Orleans	W	52	96	0.542	17	35	0.486	10	13	0.769	12	34	46	33	21	6	13	10	131
11/8	Golden State	W	46	85	0.541	20	42	0.476	24	28	0.857	9	34	43	33	12	7	20	7	136
11/9	Brooklyn	W	40	74	0.541	10	28	0.357	15	19	0.789	4	29	33	24	18	12	16	5	105
11/11	at Chicago	W	43	97	0.443	15	45	0.333	18	24	0.750	12	31	43	26	13	14	9	3	119
11/13	at Philadelphia	W	42	85	0.494	16	40	0.400	14	17	0.824	9	37	46	25	14	8	11	1	114
11/15	Chicago	W	51	93	0.548	21	43	0.488	21	24	0.875	4	36	40	33	16	11	13	6	144
11/17	Charlotte	W	44	77	0.571	13	30	0.433	27	28	0.964	9	39	48	26	15	3	20	4	128
11/19	at Boston	L	46	93	0.495	10	29	0.345	15	17	0.882	12	29	41	30	15	4	7	3	117
11/20	New Orleans	W	49	93	0.527	18	42	0.429	12	14	0.857	16	36	52	29	16	10	14	9	128
11/24	Toronto	W	48	97	0.495	16	41	0.390	10	14	0.714	14	35	49	27	21	11	14	4	122
11/27	Atlanta	L	44	95	0.463	15	48	0.313	21	28	0.750	12	32	44	31	21	11	13	5	124
11/29	at Atlanta	L	38	93	0.409	11	38	0.289	14	17	0.824	11	29	40	21	22	9	13	0	101
12/1	Boston	W	39	80	0.488	17	36	0.472	20	25	0.800	6	38	44	22	20	5	18	7	115
12/3	Washington	W	43	89	0.483	16	46	0.348	16	25	0.640	7	38	45	31	20	11	11	4	118
12/5	Denver	W	47	94	0.500	22	48	0.458	10	16	0.625	9	38	47	32	17	9	17	3	126
12/7	at Charlotte	W	42	84	0.500	14	38	0.368	18	24	0.750	14	33	47	28	20	6	12	6	116
12/8	at Miami	L	41	86	0.477	14	33	0.424	17	18	0.944	5	31	36	25	18	5	9	1	113
12/13	Washington	W	36	91	0.396	15	50	0.300	28	40	0.700	16	34	50	27	14	10	11	5	115
12/16	at Brooklyn	W	43	81	0.531	19	47	0.404	25	29	0.862	12	30	42	33	19	14	17	6	130
12/20	Milwaukee	W	46	91	0.505	20	47	0.426	12	14	0.857	9	39	48	30	10	11	18	0	124
12/21	Philadelphia	W	48	90	0.533	22	43	0.512	8	15	0.533	13	36	49	31	18	8	13	1	126
12/23	Utah	W	43	91	0.473	20	46	0.435	18	23	0.783	10	30	40	33	23	10	9	3	124
12/27	at Denver	W	54	96	0.563	23	48	0.479	18	22	0.818	9	29	38	40	17	10	11	7	149
12/30	at Golden State	W	44	96	0.458	18	47	0.383	7	10	0.700	11	43	54	25	25	10	16	6	113
12/31	at LA Lakers	W	45	93	0.484	18	46	0.391	14	17	0.824	10	38	48	32	15	5	11	8	122
1/3	at Dallas	W	52	98	0.531	15	40	0.375	15	20	0.750	10	36	46	38	20	5	8	7	134
1/5	Charlotte	W	44	92	0.478	15	43	0.349	12	16	0.750	9	32	41	29	17	5	12	5	115
1/8	Oklahoma City	W	47	90	0.522	15	36	0.417	20	27	0.741	12	28	40	36	20	7	15	2	129
1/9	Toronto	W	47	89	0.528	18	45	0.400	20	25	0.800	16	26	42	31	11	8	11	3	132
1/12	Indiana	L	33	83	0.398	11	41	0.268	16	18	0.889	6	38	44	24	18	4	13	5	93
1/14	at Indiana	W	43	89	0.483	15	44	0.341	26	31	0.839	14	35	49	25	18	8	15	6	127
1/16	at Oklahoma City	L	42	90	0.467	13	42	0.310	17	21	0.810	11	38	49	32	11	2	21	5	114
1/18	at Minnesota	W	42	92	0.457	17	48	0.354	23	25	0.920	13	34	47	27	18	4	8	1	124
1/20	Phoenix	W	41	95	0.432	19	46	0.413	17	23	0.739	15	35	50	27	18	10	9	1	118
1/22	at Houston	L	41	97	0.423	13	41	0.317	13	19	0.684	20	25	45	25	18	12	13	5	108
1/24	at Philadelphia	L	45	90	0.500	25	52	0.481	14	19	0.737	10	27	37	30	20	10	16	5	129
1/25	Houston	L	47	91	0.516	17	39	0.436	20	26	0.769	10	30	40	28	30	4	11	5	131
1/27	Detroit	W	40	91	0.440	12	44	0.273	18	23	0.783	12	41	53	28	13	5	10	4	110
1/29	at Miami	W	54	100	0.540	13	42	0.310	5	6	0.833	13	34	47	29	17	10	7	2	126
1/30	Atlanta	W	53	91	0.582	13	39	0.333	18	20	0.900	10	39	49	34	19	9	12	3	137
2/2	Dallas	W	53	93	0.570	26	45	0.578	12	16	0.750	3	48	51	39	17	7	9	8	144
2/4	Boston	L	36	91	0.396	11	39	0.282	22	26	0.846	14	37	51	18	23	6	13	1	105
2/5	at Detroit	W	41	85	0.482	16	38	0.421	20	24	0.833	11	35	46	28	22	6	24	7	118
2/7	at Washington	W	48	94	0.511	16	38	0.421	22	24	0.917	15	31	46	32	20	9	14	3	134
2/10	Minnesota	W	48	94	0.511	17	43	0.395	15	20	0.750	14	35	49	27	24	10	17	5	128
2/12	at Toronto	W	48	99	0.485	18	53	0.340	17	20	0.850	13	40	53	34	19	11	13	4	131
2/20	at Brooklyn	W	40	94	0.426	11	39	0.282	19	27	0.704	17	35	52	19	20	8	17	5	110
2/21	New York	W	56	92	0.609	19	37	0.514	11	15	0.733	11	36	47	38	15	12	15	2	142
2/23	Memphis	W	46	99	0.465	13	47	0.277	24	35	0.686	22	35	57	25	25	5	14	5	129
2/25	at Orlando	W	45	80	0.563	19	32	0.594	13	16	0.813	9	38	47	25	13	5	12	5	122
2/28	at Boston	W	45	94	0.479	17	39	0.436	16	19	0.842	14	30	44	23	14	4	8	3	123
3/2	Portland	W	42	97	0.433	19	46	0.413	30	35	0.857	13	34	47	27	27	12	15	5	133
3/4	at Chicago	W	46	98	0.469	17	48	0.354	30	33	0.909	11	42	53	27	14	4	9	4	139
3/5	Miami	W	41	87	0.471	14	40	0.350	16	22	0.727	10	37	47	26	19	7	13	4	112
3/7	at Charlotte	W	32	76	0.421	11	34	0.324	43	51	0.843	9	36	45	16	19	7	14	4	118
3/9	at Milwaukee	W	39	88	0.443	19	47	0.404	15	19	0.789	13	31	44	25	15	11	15	2	112
3/11	Brooklyn	W	39	89	0.438	10	42	0.238	21	25	0.840	12	36	48	23	10	7	15	4	109
3/14	at Memphis	W	44	88	0.500	19	51	0.373	26	33	0.788	8	35	43	32	17	9	16	4	133
3/16	Orlando	L	40	96	0.417	10	40	0.250	13	20	0.650	16	32	48	21	22	7	14	1	103
3/18	at LA Clippers	L	44	90	0.489	14	41	0.341	17	26	0.654	10	19	29	29	21	6	9	0	119
3/19	at Sacramento	L	46	84	0.548	13	34	0.382	14	18	0.778	8	29	37	24	14	7	12	1	119
3/21	at Phoenix	L	42	94	0.447	17	45	0.378	11	14	0.786	16	28	44	24	12	11	11	5	112
3/23	at Utah	W	44	96	0.458	11	48	0.229	21	31	0.677	14	37	51	28	16	9	7	7	120
3/25	at Portland	W	48	88	0.545	12	27	0.444	14	17	0.824	9	32	41	28	18	4	14	6	122
3/27	San Antonio	W	46	99	0.465	17	48	0.354	15	18	0.833	14	42	56	33	14	7	14	5	124
3/28	at Detroit	L	39	84	0.464	15	40	0.375	29	38	0.763	11	30	41	16	27	9	15	3	122
3/30	LA Clippers	W	47	93	0.505	15	45	0.333	18	23	0.783	10	35	45	33	17	11	10	3	127
4/2	New York	W	50	94	0.532	12														



CAVALIERS ONE GAME

MOST POINTS

Game		
154	vs. L.A. Lakers (4 OT)	Jan. 29, 1980
149	@ Denver (Reg)	Dec. 27, 2024
148	vs. Miami (Reg)	Dec. 17, 1991
147	vs. Brooklyn (2 OT)	Jan. 20, 2021
Half		
91	vs. Dallas (1st H)	Feb. 2, 2025
83	@ Indiana (2nd H)	Jan. 15, 1993
83	vs. Chicago (2nd H)	Jan. 2, 2023
81	vs. Sacramento (1st H)	Dec. 11, 2021
Quarter		
50	vs. Dallas (1st Q)	Feb. 2, 2025
49	vs. Chicago (1st Q)	Nov. 15, 2024
47	vs. Houston (4th Q)	Jan. 25, 2025
Overtime		
27	vs. Charlotte (2OT)	Nov. 18, 2022
Road Game		
149	@ Denver (Reg)	Dec. 27, 2024

FIELD GOALS MADE

Game		
65	vs. L.A. Lakers (4 OT)	Jan. 29, 1980
61	vs. Detroit (Reg)	Oct. 16, 1979
Half		
36	vs. Detroit (1st H)	Oct. 16, 1979

FIELD GOALS ATTEMPTED

Game		
142	vs. L.A. Lakers (4 OT)	Jan. 29, 1980
123	vs. Boston (Reg)	Nov. 21, 1971
123	vs. Philadelphia (Reg)	March 15, 1977
Half		
63	vs. Milwaukee (2nd H)	Jan. 24, 1976
63	vs. Detroit (1st H)	Dec. 25, 1979

FIELD GOAL PERCENTAGE

Game		
68.5	vs. New Jersey	April 10, 1988

3-PT. FIELD GOALS MADE

Game		
26	vs. Dallas	Feb. 2, 2025
Half		
16	vs. Portland (1st H)	Nov. 23, 2016
16	vs. Dallas (1st H)	Feb. 2, 2025
Quarter		
11	vs. L.A. Clippers (1st Q)	Jan. 31, 2010

3-PT. FIELD GOALS ATTEMPTED

Game		
60	vs. Indiana	April 13, 2025
Half		
30	vs. Chicago (2nd H)	Jan. 15, 2024
30	at Philadelphia (2nd H)	Jan. 24, 2025
30	at San Antonio (1st H)	April 4, 2025
30	vs. Indiana (2nd H)	April 13, 2025

MOST 3-PT. FIELD GOALS MADE WITHOUT A MISS

Game		
6	@ Utah	Jan. 24, 1985
Half		
9	vs. Detroit (2nd H)	Nov. 21, 2001
Quarter		
9	vs. Atlanta	Nov. 15, 2014

MOST 3-POINT FIELD GOALS MADE TO START A GAME WITHOUT A MISS

11	vs. Atlanta	Nov. 15, 2014
----	-------------	---------------

FREE THROWS MADE

Game		
51	@ Atlanta	April 6, 1987
Half		
32	@ Atlanta (2nd H)	April 6, 1987

FREE THROWS ATTEMPTED

Game		
59	@ Atlanta	April 6, 1987
Half		
39	vs. Washington (2nd H)	Feb. 1, 2000

MOST FREE THROWS MADE WITHOUT A MISS

Game		
22	@ Chicago	Dec. 17, 1987

TOTAL REBOUNDS

Game		
69	vs. Philadelphia (@ Pitt. - 2 OT)	Jan. 12, 1973
68	vs. Golden State	Jan. 23, 1989
Half		
41	vs. Atlanta (2nd H)	March 22, 1992

OFFENSIVE REBOUNDS

Game		
29	vs. L.A. Lakers (4 OT)	Jan. 29, 1980
28	vs. Philadelphia (Reg)	March 17, 1974
28	@ New York (Reg)	Jan. 1, 1977
28	vs. Detroit (Reg)	Dec. 25, 1979
Half		
19	@ New York (2nd H)	Jan. 1, 1977
Quarter		
16	@ Milwaukee (4th Q)	April 16, 1994

DEFENSIVE REBOUNDS

Game		
52	@ Indiana	Jan. 29, 2010
Half		
29	@ Indiana	Jan. 29, 2010

ASSISTS

Game		
46	vs. Denver	March 8, 1993
Half		
26	vs. Detroit (1st H)	April 9, 2014
25	vs. New Jersey (1st H)	Feb. 22, 1989
25	vs. Charlotte (2nd H)	April 9, 1992

PERSONAL FOULS

Game		
43	vs. Atlanta	Dec. 11, 1999
Half		
28	vs. Detroit (2nd H)	April 18, 1982

STEALS

Game		
20	vs. L.A. Clippers	Feb. 5, 1990
Half		
13	@ Portland (2nd H)	March 4, 1975
13	vs. New Jersey (1st H)	Feb. 13, 1986
13	vs. Atlanta (2nd H)	April 4, 1989
13	vs. L.A. Clippers (2nd H)	Feb. 5, 1990

BLOCKED SHOTS

Game		
21	vs. New York	Jan. 7, 1989
Half		
13	vs. New York (2nd H)	Jan. 7, 1989

TURNOVERS

Game		
32	vs. Boston	Nov. 29, 1997
Half		
23	@ Seattle (2nd H)	Jan. 16, 2005



FAST BREAK POINTS

Game		
40	@ Philadelphia	Nov. 5, 2016

BENCH POINTS

Game		
86	vs. Miami	Dec. 17, 1991

OPPONENTS ONE GAME

MOST POINTS

Game		
153	vs. L.A. Lakers (4 OT)	Jan. 29, 1980
148	vs. Philadelphia (Reg)	Jan. 2, 1972
148	vs. Oklahoma City (Reg)	Jan. 20, 2018
Half		
87	vs. Toronto (1st H)	April 10, 2021
82	@ Miami (1st H)	Feb. 22, 2020
81	@ New Orleans (2nd H)	Jan. 9, 2019
81	@ L.A. Lakers (2nd H)	Jan. 13, 2020
81	@ Atlanta (1st H)	Feb. 24, 2023
Quarter		
53	vs. Milwaukee (4th Q)	Nov. 12, 1991

FIELD GOALS MADE

Game		
65	@ L.A. Lakers	Nov. 11, 1979
Half		
35	@ Chicago (2nd H)	March 28, 1992

FIELD GOALS ATTEMPTED

Game		
122	vs. L.A. Lakers (4 OT)	Jan. 29, 1980
119	vs. Indiana (2 OT)	April 13, 2025
118	@ Detroit (Reg)	Oct. 30, 1984
Half		
65	@ Detroit (1st H)	Oct. 30, 1984

FIELD GOAL PERCENTAGE

Game		
67.5	@ New Orleans	March 24, 1979

3-PT. FIELD GOALS MADE

Game		
23	vs. Golden State	Jan. 20, 2023
Half		
14	@ Houston (1st H)	Jan. 11, 2019
14	vs. Golden State	Jan. 20, 2023
14	@ Boston (1st H)	Nov. 19, 2024
14	@ Boston (1st H)	Feb. 28, 2025

3-PT. FIELD GOALS ATTEMPTED

Game		
53	@ Oklahoma City (Reg)	Jan. 16, 2025
Half		
34	at Oklahoma City (2nd H)	Jan. 16, 2025

FREE THROWS MADE

Game		
46	@ San Diego	Oct. 22, 1970
46	vs. Atlanta	Feb. 5, 1998
Half		
31	vs. Boston (2nd H)	Oct. 13, 1979

FREE THROWS ATTEMPTED

Game		
57	@ Atlanta	Jan. 10, 1987
Half		
38	vs. Boston (2nd H)	Oct. 13, 1979

TOTAL REBOUNDS

Game		
80	@ San Francisco	Nov. 10, 1970

Half		
45	@ San Francisco	Nov. 10, 1970

OFFENSIVE REBOUNDS

Game		
31	@ Atlanta	Jan. 7, 1975
31	@ New Jersey	Nov. 14, 1989
Half		
20	@ Atlanta (2nd H)	Feb. 4, 1975
20	@ Seattle (1st H)	Nov. 17, 1976
20	@ New Jersey (2nd H)	Nov. 14, 1989

DEFENSIVE REBOUNDS

Game		
56	@ Portland (4 OT)	Oct. 18, 1974
53	@ Portland (Reg)	Nov. 19, 1977
Half		
29	@ Portland (1st H)	Nov. 19, 1977

ASSISTS

Game		
48	vs. Detroit	March 28, 1973
Half		
25	@ New York (2nd H)	Nov. 24, 1979
25	@ L.A. Lakers (1st H)	March 9, 1985
25	@ Phoenix (1st H)	Jan. 11, 2007
25	@ Philadelphia (1st H)	Dec. 7, 2019

PERSONAL FOULS

Game		
41	vs. New York	Nov. 25, 1987
Half		
25	vs. Utah (2nd H)	Nov. 10, 2015

STEALS

Game		
21	@ Houston	Nov. 16, 1986
Half		
13	@ New Jersey (2nd H)	Nov. 22, 2002
13	vs. Indiana (1st H)	March 3, 2021

BLOCKED SHOTS

Game		
17	@ Washington	Feb. 5, 1987
Half		
13	@ San Antonio (2nd H)	Dec. 4, 1980
13	vs. Chicago (2nd H)	Jan. 20, 2012

TURNOVERS

Game		
37	@ Phoenix	Nov. 9, 1979
Half		
23	vs. L.A. Lakers (1st H)	Jan. 29, 1980

ROCKET ARENA

MOST POINTS

Game		
148	Oklahoma City @ Cleveland (Reg)	Jan. 20, 2018
148	Brooklyn @ Cleveland (3 OT)	Feb. 13, 2019
Half		
87	Toronto @ Cleveland (1st H)	April 10, 2021
81	Cleveland vs. Portland (1st H)	Nov. 23, 2016
76	Cleveland vs. Atlanta (1st H)	Dec. 11, 1999
76	Washington @ Cleveland (2nd H)	Jan. 24, 2005
Quarter		
47	Cleveland vs. New York (1st Q)	March 31, 2023
47	Toronto @ Cleveland (1st Q)	April 10, 2021



FIELD GOALS MADE

Game		
58	Oklahoma City @ Cleveland (Reg)	Jan. 20, 2018
54	Minnesota @ Cleveland (OT)	Feb. 7, 2018
53	Cleveland vs. Detroit (Reg)	April 9, 2014
Half		
32	Toronto @ Cleveland (1st H)	April 10, 2021
32	Toronto @ Cleveland (1st H)	March 21, 2018
30	Cleveland vs. Chicago (1st H)	April 6, 2002
30	Cleveland vs. Detroit (1st H)	April 9, 2014
30	Oklahoma City @ Cleveland (2nd H)	Jan. 20, 2018

FIELD GOALS ATTEMPTED

Game		
120	Cleveland vs. Brooklyn (3 OT)	Feb. 13, 2019
113	Brooklyn @ Cleveland (3OT)	Feb. 13, 2019
109	Cleveland vs. Memphis (2 OT)	Nov. 29, 2003
103	Cleveland vs. Seattle (Reg)	Nov. 11, 1999
Half		
56	Cleveland vs. Seattle (1st H)	Nov. 11, 1999
56	Cleveland vs. Chicago (1st H)	April 6, 2002
56	Cleveland vs. L.A. Clippers (1st H)	Feb. 9, 2020

3-PT. FIELD GOALS MADE

Game		
23	Cleveland vs. Golden State (Reg)	Oct. 30, 2022
22	Charlotte @ Cleveland (Reg)	April 9, 2019
21	Cleveland vs. Minnesota (OT)	Feb. 7, 2018
Half		
16	Cleveland vs. Portland (1st H)	Nov. 23, 2016
13	Cleveland vs. L.A. Clippers (1st H)	Jan. 31, 2010
13	Cleveland vs. Atlanta (1st H)	Nov. 15, 2014
13	Cleveland vs. Atlanta (1st H)	Dec. 12, 2017
13	Utah @ Cleveland (2nd H)	March 2, 2020
Quarter		
11	Cleveland vs. L.A. Clippers (1st Q)	Jan. 31, 2010

3-PT. FIELD GOALS ATTEMPTED

Game		
51	Houston @ Cleveland (Reg)	Feb. 3, 2018
Half		
29	Houston @ Cleveland (2nd H)	Feb. 3, 2018

FREE THROWS MADE

Game		
46	Atlanta @ Cleveland (Reg)	Feb. 5, 1998
Half		
30	Atlanta @ Cleveland (2nd H)	Feb. 5, 1998

FREE THROWS ATTEMPTED

Game		
55	Atlanta @ Cleveland (Reg)	Dec. 11, 1999
Half		
39	Cleveland vs. Washington (2nd H)	Feb. 1, 2000

TOTAL REBOUNDS

Game		
65	Cleveland vs. New York (OT)	April 12, 2003
64	Cleveland vs. Dallas (Reg)	April 3, 2005
Half		
37	Cleveland vs. Utah (2nd H)	March 17, 2007
37	Cleveland vs. Brooklyn (1st H)	Oct. 24, 2018

OFFENSIVE REBOUNDS

Game		
27	Cleveland vs. L.A. Lakers (Reg)	Feb. 5, 2014
Half		
17	Orlando @ Cleveland (2nd H)	April 10, 2001
17	Cleveland vs. Atlanta (1st H)	March 5, 2003

DEFENSIVE REBOUNDS

Game		
50	Cleveland vs. Indiana (Reg)	Dec. 9, 2006
Half		
27	Cleveland vs. Indiana (2nd H)	Dec. 9, 2006
27	Cleveland vs. Portland (1st H)	Jan. 23, 2019
27	L.A. Clippers @ Cleveland (1st H)	Feb. 9, 2020

ASSISTS

Game		
41	Cleveland vs. Detroit	Apr. 9, 2014
Half		
26	Cleveland vs. Detroit (1st H)	Apr. 9, 2014
24	Cleveland vs. Denver (2nd H)	March 21, 2016

STEALS

Game		
18	Cleveland vs. New York (Reg)	Dec. 3, 2008
18	Indiana at Cleveland (Reg)	March 3, 2021
Half		
13	Indiana at Cleveland (1st H)	March 3, 2021
12	Cleveland vs. Boston (1st H)	April 14, 1998

BLOCKED SHOTS

Game		
17	Cleveland vs. Philadelphia (Reg)	Nov. 15, 2003
Half		
13	Cleveland vs. Chicago (2nd H)	Jan. 20, 2012

TURNOVERS

Game		
32	Cleveland vs. Boston (Reg)	Nov. 29, 1997
Half		
19	Cleveland vs. Boston (2nd H)	Nov. 29, 1997



CAVALIERS ONE GAME

MOST POINTS

Game		
71	Donovan Mitchell vs. Chicago	Jan. 2, 2023
57	LeBron James @ Washington	Nov. 3, 2017
57	Kyrie Irving @ San Antonio (OT)	March 12, 2015
Half		
42	Donovan Mitchell vs. Chicago (2nd H)	Jan. 2, 2023
35	LeBron James vs. New York (1st H)	Feb. 6, 2010
35	Kyrie Irving @ New Orleans (2nd H)	Jan. 23, 2017
Quarter		
34	Kevin Love vs. Portland (1st Q)	Nov. 23, 2016
27	Darius Garland vs. Minnesota (4th Q)	Nov. 13, 2022
24	LeBron James @ Toronto (4th Q)	Jan. 6, 2008
24	LeBron James @ Chicago (1st Q)	Apr. 11, 2008
24	LeBron James @ Milwaukee (3rd Q)	Feb. 20, 2009
24	Donovan Mitchell vs. Chicago (3rd Q)	Jan. 2, 2023

MOST MINUTES

Game		
59	Mike Mitchell vs. L.A. Lakers	Jan. 29, 1980

FIELD GOALS MADE

Game		
23	LeBron James @ Washington	Nov. 3, 2017
22	Donovan Mitchell vs. Chicago	Jan. 2, 2023
20	Walt Wesley vs. Cincinnati	Feb. 19, 1971
20	Mike Mitchell @ Houston	Feb. 8, 1980
20	Kyrie Irving @ San Antonio	March 12, 2015
Half		
14	Mike Mitchell @ Houston (2nd H)	Feb. 8, 1980
14	LeBron James @ Washington (2nd H)	Nov. 3, 2017
Quarter		
11	Kevin Love vs. Portland (1st Q)	Nov. 23, 2016

FIELD GOALS ATTEMPTED

Game		
36	Mike Mitchell @ Houston	Feb. 8, 1980
36	Mike Mitchell @ New Jersey	Feb. 18, 1981
36	LeBron James @ Toronto	March 20, 2005
36	Kyrie Irving vs. Portland	Jan. 28, 2015
Half		
23	Mike Mitchell @ Houston (2nd H)	Feb. 8, 1980

3-PT. FIELD GOALS MADE

Game		
11	Kyrie Irving vs. Portland	Jan. 28, 2015
10	C.J. Miles vs. Philadelphia	Jan. 7, 2014
10	Darius Garland vs. Minnesota	Nov. 13, 2022
Half		
8	C.J. Miles vs. Philadelphia (1st H)	Jan. 7, 2014
8	Kevin Love vs. Portland (1st H)	Nov. 23, 2016
7	J.R. Smith @ Milwaukee (1st H)	April 5, 2016
7	Ty Jerome vs. New Orleans (1st H)	Nov. 20, 2024
Quarter		
8	Kevin Love vs. Portland (1st Q)	Nov. 23, 2016

3-PT. FIELD GOALS ATTEMPTED

Game		
19	Kyrie Irving vs. Portland	Jan. 28, 2015
Half		
11	Kyrie Irving vs. Portland (2nd H)	Jan. 28, 2015
11	Kevin Love vs. Portland (1st H)	Nov. 23, 2016

FREE THROWS MADE

Game		
24	LeBron James @ Miami	March 12, 2006
Half		
16	LeBron James @ Miami (2nd H)	March 12, 2006
Quarter		
13	Shawn Kemp vs. New York (1st Q)	Nov. 6, 1999

FREE THROWS ATTEMPTED

Game		
28	LeBron James @ Miami	March 12, 2006
Half		
19	LeBron James vs. Boston (2nd H)	Nov. 11, 2006

MOST FREE THROWS MADE WITHOUT A MISS

Game		
18	Mark Price vs. Charlotte	April 9, 1989

TOTAL REBOUNDS

Game		
25	Rick Roberson @ Houston	March 4, 1972
25	Anderson Varejao vs. Orlando (OT)	Jan. 2, 2014
Half		
16	Elmore Smith vs. Washington (1st H)	Feb. 2, 1978
16	Zydrunas Ilgauskas @ Utah (1st H)	Jan. 12, 1998
16	Anderson Varejao vs. Orlando (2nd H)	Jan. 2, 2014
16	Anderson Varejao vs. Dallas (2nd H)	Jan. 20, 2014
16	Kevin Love vs. Chicago (1st H)	Jan. 30, 2019

OFFENSIVE REBOUNDS

Game		
12	Michael Cage @ Atlanta	April 16, 1996
12	Zydrunas Ilgauskas vs. Atlanta	Feb. 16, 2005
12	Zydrunas Ilgauskas vs. Philadelphia	Nov. 25, 2006
12	Anderson Varejao vs. Washington	Oct. 30, 2012
12	Tristan Thompson @ Chicago	Oct. 31, 2014
Half		
10	Michael Cage @ Atlanta (1st H)	April 16, 1996
10	Zydrunas Ilgauskas vs. Philadelphia (1st H)	Nov. 25, 2006
Quarter		
8	Chris Mills @ Milwaukee (4th Q)	April 16, 1994

DEFENSIVE REBOUNDS

Game		
21	Elmore Smith vs. Washington	Feb. 2, 1978
21	Cliff Robinson @ Washington	Jan. 20, 1983
Half		
15	Elmore Smith vs. Washington (1st H)	Feb. 2, 1978
15	Kevin Love vs. Chicago (1st H)	Jan. 30, 2019

ASSISTS

Game		
27	Geoff Huston vs. Golden State	Jan. 27, 1982
Half		
15	Geoff Huston vs. Golden State (2nd H)	Jan. 27, 1982
Quarter		
10	Mark Price @ Atlanta (1st Q)	Nov. 13, 1990
10	Mark Price vs. San Antonio (1st Q)	March 23, 1993

STEALS

Game		
10	Ron Harper vs. Philadelphia	March 10, 1987
Half		
6	Foots Walker @ New York (2nd H)	Oct. 25, 1977
6	Ron Harper @ Philadelphia (2nd H)	Dec. 17, 1986
6	Craig Ehlo vs. Denver (2nd H)	Dec. 4, 1990
6	Brevin Knight vs. Philadelphia (2nd H)	Jan. 24, 1998
6	Wesley Person @ Detroit (2nd H)	April 1, 1998
6	Andre Miller vs. Philadelphia (2nd H)	Dec. 15, 2001



BLOCKED SHOTS

Game		
11	Larry Nance vs. New York	Jan. 7, 1989
Half		
7	Larry Nance vs. New York (2nd H)	Jan. 7, 1989
7	Larry Nance vs. Charlotte (2nd H)	Dec. 21, 1991
7	Larry Nance @ Boston (2nd H)	Jan. 3, 1992
7	Larry Nance @ New Jersey (1st H)	April 10, 1992
7	Larry Nance @ Philadelphia (1st H)	March 26, 1993
Quarter		
7	Larry Nance vs. Charlotte (3rd Q)	Dec. 21, 1991

TURNOVERS

Game		
11	Ron Harper @ Chicago	Feb. 22, 1987
11	Zydrunas Ilgauskas vs. Denver	Dec. 14, 2002
11	LeBron James vs. Indiana	Jan. 26, 2018
Half		
9	LeBron James @ New Orleans (2nd H)	March 28, 2005

MOST CONSECUTIVE SHOTS MADE

Game		
15	Phil Hubbard vs. L.A. Lakers	Dec. 4, 1984

MOST POINTS SCORED BETWEEN MISS

Game		
37	Phil Hubbard vs. L.A. Lakers	Dec. 4, 1984

OPPONENTS ONE GAME

MOST POINTS

Game		
69	Michael Jordan vs. Chicago (OT)	March 28, 1990
55	James Harden vs. Houston	Dec. 11, 2019
54	Michael Jordan @ Chicago	Nov. 3, 1989
54	Allen Iverson vs. Philadelphia	Jan. 6, 2001
Half		
39	Allen Iverson vs. Philadelphia (2nd H)	April 12, 1997
Quarter		
30	Vernon Maxwell @ Houston (4th Q)	Jan. 26, 1991

FIELD GOALS MADE

Game		
23	Kareem Abdul-Jabbar vs. Milwaukee	Feb. 9, 1972
23	Michael Jordan vs. Chicago (OT)	March 28, 1990
Half		
14	Bob McAdoo vs. Buffalo (2nd H)	Nov. 20, 1975

FIELD GOALS ATTEMPTED

Game		
37	Michael Jordan vs. Chicago (OT)	March 28, 1990
Half		
23	Terry Rozier vs. Charlotte (2nd H)	Dec. 18, 2019

3-PT. FIELD GOALS MADE

Game		
10	James Harden vs. Houston	Dec. 11, 2019
10	Terry Rozier vs. Charlotte	Dec. 23, 2020
9	Robert Horry vs. Houston	Feb. 22, 1996
9	Stephen Curry vs. Golden State	Dec. 5, 2018
9	Stephen Curry @ Golden State	April 5, 2019
Half		
8	Tracy McGrady vs. Orlando (1st H)	Jan. 26, 2004
8	Terry Rozier vs. Charlotte (2nd H)	Dec. 23, 2020

3-PT. FIELD GOALS ATTEMPTED

Game		
18	James Harden vs. Houston	Dec. 11, 2019
17	Ray Allen vs. Milwaukee (2 OT)	Dec. 9, 2002
Half		
13	Terry Rozier vs. Charlotte (2nd H)	Dec. 23, 2020
11	Mookie Blaylock @ Atlanta (2nd H)	March 1, 1996
11	James Harden @ Houston (1st H)	Jan. 11, 2019

FREE THROWS MADE

Game		
23	Kobe Bryant vs. L.A. Lakers	Jan. 30, 2001
23	Dwyane Wade @ Miami	Feb. 1, 2007
Half		
16	Kobe Bryant vs. L.A. Lakers (2nd H)	Jan. 30, 2001
16	Dwyane Wade @ Miami (2nd H)	Feb. 1, 2007

FREE THROWS ATTEMPTED

Game		
26	Kobe Bryant vs. L.A. Lakers	Jan. 30, 2001
Half		
19	Kobe Bryant vs. L.A. Lakers (2nd H)	Jan. 30, 2001

ASSISTS

Game		
22	Magic Johnson @ L.A. Lakers	Nov. 17, 1983
22	John Stockton @ Utah (OT)	Dec. 11, 1989
Half		
16	Magic Johnson @ L.A. Lakers (2nd H)	Nov. 17, 1983

TOTAL REBOUNDS

Game		
35	Charles Oakley @ Chicago	April 22, 1988
Half		
21	Charles Oakley @ Chicago (2nd H)	April 22, 1988

OFFENSIVE REBOUNDS

Game		
16	Charles Oakley @ Chicago	April 22, 1988
16	Andray Blatche @ Washington	April 1, 2011
Half		
11	Andray Blatche @ Washington (1st H)	April 1, 2011

DEFENSIVE REBOUNDS

Game		
21	Swen Nater @ Buffalo	March 10, 1978
Half		
14	Swen Nater @ Buffalo (1st H)	March 10, 1978

STEALS

Game		
10	T.J. McConnell vs. Indiana	March 3, 2021
8	Larry Steele @ Portland	Feb. 16, 1974
8	Don Buse @ Indiana	Dec. 3, 1976
8	Mike Bratz @ Phoenix	Feb. 11, 1979
8	Rick Barry vs. Houston	April 1, 1979
8	Michael Jordan @ Chicago	Feb. 22, 1987
8	Hakeem Olajuwon vs. Houston	Nov. 19, 1987
8	Speedy Claxton @ Atlanta	Dec. 27, 2006
8	Tony Allen @ Memphis	April 23, 2012
Half		
9	T.J. McConnell vs. Indiana (1st H)	March 3, 2021

BLOCKED SHOTS

Game		
12	Manute Bol @ Washington	Feb. 5, 1987
Half		
8	Tree Rollins @ Atlanta (1st H)	March 29, 1983
8	Manute Bol @ Washington (2nd H)	Feb. 5, 1987



TURNOVERS

Game		
12	Dwyane Wade @ Miami	Feb. 1, 2007
Half		
7	Magic Johnson @ L.A. Lakers (2nd H)	Nov. 11, 1979
7	Dwyane Wade @ Miami (1st H)	Feb. 1, 2007
7	Devin Booker vs. Phoenix (2nd H)	Feb. 21, 2019

ROCKET ARENA

MOST POINTS

Game		
71	Donovan Mitchell, vs. Chicago	Jan. 2, 2023
55	Kyrie Irving, Cleveland vs. Portland	Jan. 28, 2015
55	James Harden, Houston vs. Cleveland	Dec. 11, 2019
Half		
42	Donovan Mitchell, vs. Chicago	Jan. 2, 2023
Quarter		
34	Kevin Love, Cleveland vs. Por. (1st Q)	Nov. 23, 2016

FIELD GOALS MADE

Game		
22	Donovan Mitchell, vs. Chicago	Jan. 2, 2023
20	Allen Iverson, Philadelphia @ Cleveland	Jan. 6, 2001
20	James Harden, Houston vs. Cleveland	Dec. 11, 2019
Half		
13	Donovan Mitchell, vs. Chicago (2nd H)	Jan. 2, 2023
13	Allen Iverson, Philadelphia @ Cle. (2nd H)	April 12, 1997
13	Kurt Thomas, New York @ Cle. (2nd H)	March 17, 2002
13	LeBron James, New York @ Cleveland (1st H)	Feb. 6, 2010
Quarter		
11	Kevin Love, Cleveland vs. Por. (1st Q)	Nov. 23, 2016

FIELD GOALS ATTEMPTED

Game		
36	Kyrie Irving, Cleveland vs. Portland	Jan. 28, 2015
36	Dwyane Wade, Miami @ Cleveland	April 1, 2006
Half		
20	Kyrie Irving, Cleveland vs. Portland	Jan. 28, 2015
20	LeBron James, Cleveland vs. Phoenix (2nd H)	Jan. 29, 2006
20	Dwyane Wade, Miami @ Cleveland (2nd H)	April 1, 2006
Quarter		
15	Dwyane Wade, Miami @ Cleveland (4th Q)	April 1, 2006

3-PT. FIELD GOALS MADE

Game		
11	Kyrie Irving, Cleveland vs. Portland	Jan. 28, 2015
Half		
8	Tracy McGrady, Orlando vs. Cle. (1st H)	Jan. 26, 2004
8	C.J. Miles, Cle. vs. Philadelphia (1st H)	Jan. 7, 2014
8	Kevin Love, Cleveland vs. Por. (1st H)	Nov. 23, 2016
8	Terry Rozier, Charlotte vs. Cle (2nd H)	Dec. 23, 2020
Quarter		
8	Kevin Love, Cleveland vs. Por. (1st Q)	Nov. 23, 2016

3-PT. FIELD GOALS ATTEMPTED

Game		
19	Kyrie Irving, Cleveland vs. Portland	Jan. 28, 2015
Half		
14	Terry Rozier, Charlotte vs. Cleveland (2nd H)	Dec. 18, 2019
Quarter		
10	Kevin Love, Cleveland vs. Por. (1st Q)	Nov. 23, 2016

FREE THROWS MADE

Game		
23	Kobe Bryant, L.A. Lakers @ Cleveland	Jan. 30, 2001
Half		
16	Kobe Bryant, L.A. Lakers @ Cle. (2nd H)	Jan. 30, 2001
Quarter		
13	Shawn Kemp, Cleveland vs. N.Y. (1st Q)	Nov. 6, 1999

FREE THROWS ATTEMPTED

Game		
26	Kobe Bryant, L.A. Lakers @ Cleveland	Jan. 30, 2001
Half		
19	Kobe Bryant, L.A. Lakers @ Cle. (2nd H)	Jan. 30, 2001
19	LeBron James, Cleveland vs. Bos. (2nd H)	Nov. 11, 2006
Quarter		
14	Shawn Kemp, Cleveland vs. N.Y. (1st Q)	Nov. 6, 1999
14	Andre Drummond, Detroit @ Cleveland (4th Q)	April 10, 2013

TOTAL REBOUNDS

Game		
25	Anderson Varejao, Cleveland vs. Orlando (OT)	Jan. 2, 2014
23	Kris Humphries, New Jersey @ Cleveland	March 23, 2011
23	Anderson Varejao, Cleveland vs. Washington	Oct. 30, 2012
Half		
16	Anderson Varejao, Cleveland vs. Dallas (2nd H)	Jan. 20, 2014
16	Anderson Varejao, Cleveland vs. Orl. (2nd H)	Jan. 2, 2014
16	Kevin Love, Cleveland vs. Chicago (1st H)	Oct. 30, 2019
Quarter		
12	Charles Hayes, Houston @ Cleveland (1st Q)	Feb. 23, 2011
12	Anderson Varejao, Cleveland vs. Wash. (3rd Q)	Oct. 30, 2012

OFFENSIVE REBOUNDS

Game		
13	Charles Hayes, Houston @ Cleveland	Feb. 23, 2011
Half		
10	Zydrunas Ilgauskas, Cleveland vs. Phil. (1st H)	Nov. 25, 2006
Quarter		
9	Charles Hayes, Houston @ Cle. (1st Q)	Feb. 23, 2011

DEFENSIVE REBOUNDS

Game		
19	Drew Gooden, Cleveland vs. Phoenix	Nov. 10, 2004
18	Kevin Love, Cleveland vs. Charlotte	Dec. 15, 2014
Half		
15	Kevin Love, Cleveland vs. Chicago (1st H)	Oct. 30, 2019
Quarter		
9	Tyrone Hill, Cleveland vs. L.A.L. (1st Q)	Nov. 5, 2002
9	LeBron James, Cleveland vs. N.Y. (3rd Q)	April 14, 2005
9	Kevin Love, Cleveland vs. Chicago (1st Q)	Oct. 30, 2019

ASSISTS

Game		
22	Andre Miller, Cleveland vs. Philadelphia	Dec. 15, 2001
Half		
12	Andre Miller, Cleveland vs. Phil. (2nd H)	Dec. 15, 2001
12	LeBron James, Cle. vs. Portland (1st H)	Nov. 23, 2016
Quarter		
9	Andre Miller, Cleveland vs. Chi. (1st Q)	Dec. 18, 2001

STEALS

Game		
10	T.J. McConnell, Indiana @ Cleveland	March 3, 2021
9	Andre Miller, Cleveland vs. Philadelphia	Dec. 15, 2001
Half		
9	T.J. McConnell, Indiana @ Cleveland (1st H)	March 3, 2021
6	Brevin Knight, Cleveland vs. Phil. (2nd H)	Jan. 24, 1998
6	Andre Miller, Cleveland vs. Phil. (2nd H)	Dec. 15, 2001
Quarter		
5	Brevin Knight, Cleveland vs. Phil. (3rd Q)	Jan. 24, 1998
5	Bob Sura, Cleveland vs. Wash. (3rd Q)	Feb. 1, 2000
5	Andre Miller, Cleveland vs. Phil. (4th Q)	Dec. 15, 2001
5	Aaron McKie, Philadelphia @ Cle. (3rd Q)	Nov. 29, 2002



BLOCKED SHOTS

Game		
10	Dikembe Mutombo, Denver @ Cleveland	April 2, 1995
Half		
6	Hakeem Olajuwon, Houston @ Cleveland (1st H)	Nov. 8, 1994
6	Dikembe Mutombo, Denver @ Cleveland (2nd H)	April 2, 1995
6	Shawn Bradley, New Jersey @ Cle. (1st H)	Feb. 24, 1996
6	Theo Ratliff, Philadelphia @ Cle. (1st H)	Dec. 2, 2000
Quarter		
4	on 15 occasions	

RECORDS & STREAKS

WINS - LOSSES

Biggest Win	148-80	(68) vs. Miami, Dec. 17, 1991
Biggest Win (Road)	133-93	(40) @ Charlotte, Nov. 4, 1988
	122-82	(40) @ Orlando, Feb. 25, 2025
Biggest Win (Rocket Arena)	144-101	(43) vs. Dallas, Feb. 2, 2025
Biggest Loss	57-112	(55) @ Los Angeles Lakers, Jan. 11, 2011
Biggest Loss (Home)	92-133	(41) vs. Los Angeles Clippers, Feb. 9, 2020
Most Games Won	66	2008-09
Most Games Lost	67	1970-71, 1981-82
Highest Win %	.805	2008-09
Lowest Win %	.183	1970-71, 1981-82
Most Wins at Home	39	2008-09
Most Losses at Home	32	1981-82
Most Wins on Road	30	2024-25
Most Losses on Road	38	2002-03
Longest Winning Streak	16	Feb. 5, 2025 - March 14, 2025
	15	Oct. 23, 2024 - Nov. 17, 2024
Longest Losing Streak	26	Dec. 20, 2010 - Feb. 9, 2011
Longest Winning Streak (Home)	23	Oct. 30, 2008 - Feb. 3, 2009
Longest Losing Streak (Home)	12	Jan. 2, 2020 - Feb. 9, 2020
Longest Winning Streak (Road)	11	Jan. 29, 2025 - March 14, 2025
Longest Losing Streak (Road)	21	Jan. 13, 2003 - April 14, 2003
Longest Winning Streak (start of season)	15	Oct. 23, 2024 - Nov. 17, 2024
Longest Losing Streak (start of season)	15	Oct. 14, 1970 - Nov. 10, 1970
Longest Winning Streak (start of season at Home)	23	Oct. 30, 2008 - Feb. 3, 2009

PTS - FGM - 3FGM

Most Games w/ 100 Points	81	2024-25
Least Games w/ 100 Points	4	1998-99
Most Consecutive 100-Point Games	44	Jan. 14, 2025 - April 13, 2025
Most Consecutive 110-Point Games	17	Dec. 1, 2024 - Jan. 9, 2025
Most Consecutive 120-Point Games	6	March 23, 2025 - April 2, 2025
		Feb. 21, 2025 - March 4, 2025
Most Consecutive 130-Point Games	2	Feb. 6-8, 2017
	2	Nov. 6-8, 2024
	2	Jan. 30-Feb. 2, 2025
	2	March 2-4, 2025
Most Consecutive Below 100-Point Games	24	March 28 - May 5, 1999
Most Points in Losing Game	139	vs. Brooklyn, Feb. 13, 2019 (3 OT)
Least Field Goals Made in Game	20	vs. Orlando, Nov. 3, 2001
Lowest Field Goal % in Game	.238	@ San Francisco, Nov. 10, 1970
Least Points in Game	57	(55) @ Los Angeles Lakers, Jan. 11, 2011
Least Points in Quarter	4	vs. Boston, Nov. 28, 2000 (2nd Q)
Least Points in Half	23	@ Indiana, Dec. 12, 2012 (2nd H)
Least Points in Winning Game	71	vs. Charlotte, Dec. 5, 2000
Longest Game	4 OT	@ Portland, Oct. 18, 1974
		vs. L.A. Lakers, Jan. 29, 1980
Most Players 1,000-Point Season	5	1975-76
Most Games w/ 10 Three-Pointers	82	2024-25
Most Consecutive Games of 10+ Three-Pointers	87	April 6, 2024 - April 13, 2025
Most Consecutive Games of 15+ Three-Pointers	12	Dec. 13, 2024 - Jan. 9, 2025
Most Consecutive Games of 20+ Three-Pointers	4	Dec. 20-27, 2024

INDIVIDUAL STREAKS

Most Consecutive Games with 20+ Points	49	LeBron James (Dec. 14, 2007 - March 26, 2008)
Most Consecutive Games with 30+ Points	10	LeBron James (March 22, 2006 - April 10, 2006)
Most Consecutive Games with 40+ Points	4	Donovan Mitchell (March 28 - April 4, 2023)
Most Consecutive Games with 10+ Rebounds	19	Rick Roberson (March 18, 1972 - Nov. 28, 1972)
Most Consecutive Games with 10+ Assists	9	Geoff Huston (Jan. 27, 1982 - Feb. 13, 1982)
Most Consecutive Games Played	447	Tristan Thompson (Feb. 10, 2012 - April 4, 2017)
Most Consecutive FTs Made Without Missing	77	Mark Price (Feb. 5, 1993 - April 2, 1993)
Most Consecutive FTs Made Without Missing 100 (at Home)		Mark Price (April 5, 1992 - Feb. 5, 1993)
Most Consecutive Games w/ a 3FGM	82	Donovan Mitchell (Jan. 22, 2024 - March 5, 2025)

OPPONENTS

Most Games w/ 100 Points	78	1970-71
Least Games w/ 100 Points	8	1998-99
Most Consecutive 100-Point Games	58	Jan. 23 - April 8, 1979 (37)
		Oct. 12 - Nov. 21, 1979 (21)
Most Consecutive Below 100-Point Games	16	Nov. 26, 2008 - Dec. 28, 2008
Most Consecutive Below 70-Point Games	2	Jan. 23-26, 1995
Most Points in Losing Game	153	vs. L.A. Lakers, Jan. 29, 1980 (4 OT)
	135	@ Denver, Dec. 27, 2024 (Reg)
Least Field Goals Made in Game	20	vs. Atlanta, April 10, 1999
Lowest Field Goal % in Game	280	vs. Portland, Jan. 22, 2001
Least Points in Game	57	@ Orlando, Dec. 4, 1996
Least Points in Quarter	7	@ New Jersey, Feb. 18, 1995 (3rd Q)
Least Points in Half	24	vs. Portland, Jan. 22, 2001 (1st H)



THE CAVS WON THEIR FRANCHISE-RECORD 16TH STRAIGHT GAME AFTER A 133-124 VICTORY OVER MEMPHIS ON MARCH 14, 2025



2024-25 NBA
LEAGUE STATISTICS



EASTERN CONFERENCE

	CONF	GAMES	W-L	PCT	GB	CONF	DIV	HOME	AWAY	L10	STRK	LEAGUE	DIV
Cleveland Cavaliers	1	82	64-18	.780	0	41-11	12-4	34-7	30-11	6-4	L1	2	1
Boston Celtics	2	82	61-21	.744	3.0	39-13	14-2	28-13	33-8	8-2	W2	3	1
New York Knicks	3	82	51-31	.622	13.0	34-18	12-4	27-14	24-17	6-4	W1	5	2
Indiana Pacers	4	82	50-32	.610	14.0	29-22	10-6	29-11	20-20	8-2	W1	9	2
Milwaukee Bucks	5	82	48-34	.585	16.0	31-21	9-7	27-14	20-20	8-2	W8	12	3
Detroit Pistons	6	82	44-38	.537	20.0	29-23	5-11	22-19	22-19	4-6	L2	14	4
Orlando Magic	7	82	41-41	.500	23.0	31-21	12-4	22-19	19-22	7-3	L1	15	1
Atlanta Hawks	8	82	40-42	.488	24.0	30-22	10-6	21-19	19-22	5-5	W3	16	2
Chicago Bulls	9	82	39-43	.476	25.0	28-24	4-12	18-23	21-20	7-3	W3	18	5
Miami Heat	10	82	37-45	.451	27.0	24-28	10-6	19-22	17-23	6-4	L1	20	3
Toronto Raptors	11	82	30-52	.366	34.0	21-31	8-8	18-23	12-29	5-5	L2	24	3
Brooklyn Nets	12	82	26-56	.317	38.0	14-37	3-13	12-29	14-27	3-7	L3	25	4
Philadelphia 76ers	13	82	24-58	.293	40.0	15-37	3-13	12-29	12-29	1-9	L2	26	5
Charlotte Hornets	14	82	19-63	.232	45.0	10-42	1-15	12-29	7-34	1-9	L7	28	4
Washington Wizards	15	82	18-64	.220	46.0	13-39	7-9	8-32	10-31	2-8	W1	29	5

WESTERN CONFERENCE

	CONF	GAMES	W-L	PCT	GB	CONF	DIV	HOME	AWAY	L10	STRK	LEAGUE	DIV
Oklahoma City Thunder	1	82	68-14	.829	0	39-13	12-4	35-6	32-8	8-2	W4	1	1
Houston Rockets	2	82	52-30	.634	16.0	31-21	13-3	29-12	23-17	6-4	L3	4	1
Los Angeles Lakers	3	82	50-32	.610	18.0	36-16	12-4	31-10	19-22	6-4	L1	8	1
Denver Nuggets	4	82	50-32	.610	18.0	32-20	8-8	26-15	24-17	5-5	W3	6	2
LA Clippers	5	82	50-32	.610	18.0	29-23	9-7	30-11	20-21	9-1	W8	7	2
Minnesota Timberwolves	6	82	49-33	.598	19.0	33-19	11-5	25-16	24-17	8-2	W3	10	3
Golden State Warriors	7	82	48-34	.585	20.0	29-23	5-11	24-17	24-17	7-3	L1	11	3
Memphis Grizzlies	8	82	48-34	.585	20.0	27-24	11-5	26-15	22-19	4-6	W1	13	2
Sacramento Kings	9	82	40-42	.488	28.0	26-26	5-11	20-21	20-21	5-5	W1	17	4
Dallas Mavericks	10	82	39-43	.476	29.0	23-29	8-8	22-18	17-25	4-6	L1	19	3
Phoenix Suns	11	82	36-46	.439	32.0	22-30	9-7	24-17	12-29	1-9	L1	21	5
Portland Trail Blazers	12	82	36-46	.439	32.0	19-33	6-10	22-19	14-27	4-6	W1	22	4
San Antonio Spurs	13	82	34-48	.415	34.0	22-30	5-11	20-20	13-27	3-7	W1	23	4
New Orleans Pelicans	14	82	21-61	.256	47.0	13-38	3-13	14-27	7-34	2-8	L7	27	5
Utah Jazz	15	82	17-65	.207	51.0	8-44	3-13	10-31	7-34	1-9	L2	30	5



EASTERN CONFERENCE

CENTRAL

	DIV	GAMES	W-L	PCT	GB	CONF	DIV	HOME	AWAY	L10	STRK	LEAGUE	CONF
Cleveland Cavaliers	1	82	64-18	.780	0	41-11	12-4	34-7	30-11	6-4	L1	2	1
Indiana Pacers	2	82	50-32	.610	14.0	29-22	10-6	29-11	20-20	8-2	W1	9	4
Milwaukee Bucks	3	82	48-34	.585	16.0	31-21	9-7	27-14	20-20	8-2	W8	12	5
Detroit Pistons	4	82	44-38	.537	20.0	29-23	5-11	22-19	22-19	4-6	L2	14	6
Chicago Bulls	5	82	39-43	.476	25.0	28-24	4-12	18-23	21-20	7-3	W3	18	9

ATLANTIC

	DIV	GAMES	W-L	PCT	GB	CONF	DIV	HOME	AWAY	L10	STRK	LEAGUE	CONF
Boston Celtics	1	82	61-21	.744	3.0	39-13	14-2	28-13	33-8	8-2	W2	3	2
New York Knicks	2	82	51-31	.622	13.0	34-18	12-4	27-14	24-17	6-4	W1	5	3
Toronto Raptors	3	82	30-52	.366	34.0	21-31	8-8	18-23	12-29	5-5	L2	24	11
Brooklyn Nets	4	82	26-56	.317	38.0	14-37	3-13	12-29	14-27	3-7	L3	25	12
Philadelphia 76ers	5	82	24-58	.293	40.0	15-37	3-13	12-29	12-29	1-9	L2	26	13

SOUTHEAST

	DIV	GAMES	W-L	PCT	GB	CONF	DIV	HOME	AWAY	L10	STRK	LEAGUE	CONF
Orlando Magic	1	82	41-41	.500	23.0	31-21	12-4	22-19	19-22	7-3	L1	15	7
Atlanta Hawks	2	82	40-42	.488	24.0	30-22	10-6	21-19	19-22	5-5	W3	16	8
Miami Heat	3	82	37-45	.451	27.0	24-28	10-6	19-22	17-23	6-4	L1	20	10
Charlotte Hornets	4	82	19-63	.232	45.0	10-42	1-15	12-29	7-34	1-9	L7	28	14
Washington Wizards	5	82	18-64	.220	46.0	13-39	7-9	8-32	10-31	2-8	W1	29	15

WESTERN CONFERENCE

NORTHWEST

	DIV	GAMES	W-L	PCT	GB	CONF	DIV	HOME	AWAY	L10	STRK	LEAGUE	CONF
Oklahoma City Thunder	1	82	68-14	.829	0	39-13	12-4	35-6	32-8	8-2	W4	1	1
Denver Nuggets	2	82	50-32	.610	18.0	32-20	8-8	26-15	24-17	5-5	W3	6	4
Minnesota Timberwolves	3	82	49-33	.598	19.0	33-19	11-5	25-16	24-17	8-2	W3	10	6
Portland Trail Blazers	4	82	36-46	.439	32.0	19-33	6-10	22-19	14-27	4-6	W1	22	12
Utah Jazz	5	82	17-65	.207	51.0	8-44	3-13	10-31	7-34	1-9	L2	30	15

SOUTHWEST

	DIV	GAMES	W-L	PCT	GB	CONF	DIV	HOME	AWAY	L10	STRK	LEAGUE	CONF
Houston Rockets	1	82	52-30	.634	16.0	31-21	13-3	29-12	23-17	6-4	L3	4	2
Memphis Grizzlies	2	82	48-34	.585	20.0	27-24	11-5	26-15	22-19	4-6	W1	13	8
Dallas Mavericks	3	82	39-43	.476	29.0	23-29	8-8	22-18	17-25	4-6	L1	19	10
San Antonio Spurs	4	82	34-48	.415	34.0	22-30	5-11	20-20	13-27	3-7	W1	23	13
New Orleans Pelicans	5	82	21-61	.256	47.0	13-38	3-13	14-27	7-34	2-8	L7	27	14

PACIFIC

	DIV	GAMES	W-L	PCT	GB	CONF	DIV	HOME	AWAY	L10	STRK	LEAGUE	CONF
Los Angeles Lakers	1	82	50-32	.610	18.0	36-16	12-4	31-10	19-22	6-4	L1	8	3
LA Clippers	2	82	50-32	.610	18.0	29-23	9-7	30-11	20-21	9-1	W8	7	5
Golden State Warriors	3	82	48-34	.585	20.0	29-23	5-11	24-17	24-17	7-3	L1	11	7
Sacramento Kings	4	82	40-42	.488	28.0	26-26	5-11	20-21	20-21	5-5	W1	17	9
Phoenix Suns	5	82	36-46	.439	32.0	22-30	9-7	24-17	12-29	1-9	L1	21	11

INDIVIDUAL LEAGUE LEADERS (2024-25)



2024-25 2025 PLAYOFF GUIDE

POINTS PER GAME							REBOUNDS PER GAME							ASSISTS PER GAME							
	TEAM	G	FG	FT	PTS	AVG		TEAM	G	OFF	DEF	TOT	AVG		TEAM	G	AST	AVG			
1	S. Gilgeous-Alexander	OKC	76	860	601	2,484	32.684	1	D. Sabonis	SAC	70	267	705	972	13.886	1	T. Young	ATL	76	880	11.579
2	G. Antetokounmpo	MIL	67	793	436	2,036	30.388	2	K. Towns	NYK	72	212	708	920	12.778	2	N. Jokic	DEN	70	716	10.229
3	N. Jokic	DEN	70	786	361	2,071	29.586	3	N. Jokic	DEN	70	200	692	892	12.743	3	T. Haliburton	IND	73	673	9.219
4	A. Edwards	MIN	79	721	415	2,177	27.557	4	I. Zubac	LAC	80	300	710	1,010	12.625	4	C. Cunningham	DET	70	638	9.114
5	J. Tatum	BOS	72	662	358	1,932	26.833	5	W. Kessler	UTA	58	266	441	707	12.190	5	J. Harden	LAC	79	687	8.696
6	K. Durant	PHX	62	592	303	1,647	26.565	6	G. Antetokounmpo	MIL	67	147	651	798	11.910	6	L. James	LAL	70	575	8.214
7	C. Cunningham	DET	70	684	313	1,830	26.143	7	R. Gobert	MIN	72	265	520	785	10.903	7	C. Paul	SAS	82	605	7.378
8	J. Brunson	NYK	65	585	368	1,690	26.000	8	J. Duren	DET	78	277	530	807	10.346	8	J. Brunson	NYK	65	475	7.308
9	D. Booker	PHX	75	654	432	1,923	25.640	9	A. Sengun	HOU	76	262	524	786	10.342	9	J. Giddey	CHI	70	503	7.186
10	D. Lillard	MIL	58	444	362	1,447	24.948	10	N. Vucetic	CHI	73	178	557	735	10.069	10	D. Lillard	MIL	58	470	7.100
11	Stephen Curry	GSW	70	564	279	1,718	24.543	11	J. Allen	CLE	82	216	582	798	9.732	11	D. Book	PHX	75	529	7.053
12	K. Towns	NYK	72	639	339	1,759	24.431	12	B. Adebayo	MIA	78	185	564	749	9.603	12	D. Garland	CLE	75	506	6.747
13	L. James	LAL	70	651	259	1,710	24.429	13	J. Hart	NYK	77	161	576	737	9.571	13	G. Antetokounmpo	MIL	67	433	6.463
14	T. Young	ATL	76	566	491	1,841	24.224	14	E. Mobley	CLE	71	164	495	659	9.282	14	S. Gilgeous-Alexander	OKC	76	486	6.395
15	F. Wagner	ORL	60	537	271	1,449	24.150	15	O. Okongwu	ATL	74	220	440	660	8.919	15	D. Fox	SAC, SAS	62	392	6.323
16	Donovan Mitchell	CLE	71	585	298	1,701	23.958	16	J. Tatum	BOS	72	48	575	623	8.653	16	I. Collier	UTA	71	446	6.282
17	T. Herro	MIA	77	651	287	1,840	23.896	17	Z. Edey	MEM	66	232	316	548	8.303	17	R. Westbrook	DEN	75	457	6.093
18	D. Fox	SAC, SAS	62	539	263	1,459	23.532	18	Y. Misi	NOP	73	255	346	601	8.233	18	D. Sabonis	SAC	70	423	6.043
19	Z. LaVine	CHI, SAC	74	625	235	1,724	23.297	19	Amen Thompson	HOU	69	192	372	564	8.174	19	J. Murray	DEN	67	403	6.015
20	J. Harden	LAC	79	531	505	1,802	22.810	20	J. Giddey	CHI	70	127	439	566	8.086	20	Stephen Curry	GSW	70	421	6.014
21	D. DeRozan	SAC	77	624	378	1,710	22.208	21	D. Clingan	POR	67	217	310	527	7.866	21	J. Tatum	BOS	72	431	5.980
22	J. Brown	BOS	63	518	246	1,398	22.191	22	L. James	LAL	70	72	474	546	7.800	22	J. Hart	NYK	73	423	5.833
23	J. Jackson Jr.	MEM	74	592	311	1,641	22.176	23	J. Valanciunas	WAS, SAC	81	190	437	627	7.741	23	S. Barnes	TOR	65	378	5.815
24	N. Powell	LAC	60	457	213	1,306	21.767	24	S. Barnes	TOR	65	109	393	502	7.723	24	A. Reeves	LAL	73	421	5.767
25	J. Williams	OKC	69	565	236	1,490	21.594	25	Miles Bridges	CHA	64	72	409	481	7.516	25	D. Green	GSW	68	383	5.632
26	J. Murray	DEN	67	531	218	1,436	21.433	26	K. Ware	MIA	64	116	357	473	7.391	26	K. George	UTA	67	377	5.627
27	R. Barrett	TOR	58	460	196	1,223	21.086	27	N. Claxton	BKN	70	157	358	515	7.357	27	M. Monk	SAC	65	362	5.569
28	J. Green	HOU	82	608	273	1,723	21.012	28	D. Avdija	POR	72	110	412	522	7.250	28	F. VanVleet	HOU	60	333	5.550
29	D. Garland	CLE	75	554	224	1,544	20.587	29	W. Carter Jr.	ORL	68	151	341	492	7.235	29	T. Herro	MIA	77	424	5.507
30	J. Poole	WAS	68	457	242	1,391	20.456	30	J. Randle	MIN	69	144	343	487	7.058	30	R. Barrett	TOR	58	314	5.414
31	C. White	CHI	74	508	277	1,509	20.392	31	M. Porter Jr.	DEN	77	138	402	540	7.013	31	D. Schröder	BKN, GSW, DET	75	404	5.387
32	Miles Bridges	CHA	64	469	221	1,300	20.313	32	P. Siakam	IND	78	133	407	540	6.923	32	D. Bane	MEM	69	369	5.298
33	P. Siakam	IND	78	613	226	1,578	20.231	33	K. Murray	SAC	76	146	361	507	6.671	33	T. Jones	PHX	81	429	5.236
34	A. Reeves	LAL	73	477	321	1,475	20.206	34	G. Bitadze	ORL	70	167	296	463	6.614	34	J. Williams	OKC	70	354	5.049
35	S. Barnes	TOR	65	474	228	1,252	19.262	35	M. Turner	IND	72	90	381	471	6.542	35	D. Russell	LAL, BKN	58	297	5.121
36	A. Simons	POR	70	479	175	1,348	19.257	36	A. Sarr	WAS	67	124	311	435	6.493	36	S. Henderson	POR	66	335	5.076
37	D. Bane	MEM	69	493	177	1,327	19.232	37	S. Aldama	MEM	65	94	322	416	6.400	37	A. Nemhard	IND	65	326	5.015
38	D. Sabonis	SAC	70	527	218	1,337	19.100	38	R. Barrett	TOR	58	61	305	366	6.310	38	Donovan Mitchell	CLE	71	354	4.986
39	A. Sengun	HOU	76	567	296	1,451	19.092	39	M. Diabate	CHA	71	187	251	438	6.169	39	DaVion Mitchell	TOR, MIA	74	363	4.905
40	J. Randle	MIN	69	455	270	1,288	18.667	40	A. Horford	BOS	60	79	290	369	6.150	40	A. Sengun	HOU	76	372	4.895

FIELD GOAL PCT.						3-PT FG PCT.						FREE THROW PCT.								
	TEAM	G	FG	FGA	PCT		TEAM	G	3FG	3GA	PCT		TEAM	G	FT	FTA	PCT			
1	J. Allen	CLE	82	452	640	70.625	1	Seth Curry	CHA	68	83	182	45.604	1	Stephen Curry	GSW	70	279	299	93.311
2	J. Duren	DET	78	378	546	69.231	2	Z. LaVine	CHI, SAC	74	239	536	44.590	2	D. Lillard	MIL	58	362	393	92.112
3	R. Gobert	MIN	72	341	510	66.863	3	T. Prince	MIL	80	147	335	43.881	3	K. Irving	DAL	50	196	214	91.589
4	I. Zubac	LAC	80	592	942	62.845	4	T. Jerome	CLE	70	111	253	43.874	4	C. White	CHI	74	277	307	90.228
5	J. Poeltl	TOR	57	363	579	62.694	5	V. Krcjic	ATL	57	90	206	43.689	5	A. Simons	POR	70	175	194	90.206
6	G. Antetokounmpo	MIL	67	793	1319	60.121	6	N. Batum	LAC	78	88	203	43.350	6	S. Gilgeous-Alexander	OKC	76	601	669	89.836
7	D. Sabonis	SAC	70	527	893	59.015	7	H. Barnes	SAS	82	156	360	43.333	7	D. Booker	PHX	75	432	483	89.441
8	C. Braun	DEN	79	476	821	57.978	8	K. Ellis	SAC	80	139	321	43.302	8	D. Bane	MEM	69	177	198	89.394
9	N. Jokic	DEN	70	786	1364	57.625	9	L. Kennard	MEM	65	113	261	43.295	9	C. Johnson	BKN	57	201	225	89.333
10	O. Okongwu	ATL	74	388	684	56.725	10	A. Nesmith	IND	45	84	195	43.077	10	T. Murphy III	NOP	53	204	230	88.696
11	N. Claxton	BKN	70	320	568	56.338	11	K. Durant	PHX	62	160	372	43.011	11	J. Murray	DEN	67	218	246	88.618
12	E. Mobley	CLE	71	505	906	55.740	12	G. Allen	PHX	63	147	344	42.733	12	J. Poole	WAS	68	242	274	88.321
13	Amen Thompson	HOU	69	388	697	55.667	13	A. Green	MIL	73	155	363	42.700	13	J. Embiid	PHI	19	149	169	88.166
14	J. Valanciunas	WAS, SAC	81	345	627	55.024	14	A. Burks	MIA	49	88	207	42.512	14	C. Thomas	BKN	25	133	151	88.079
15	N. Vucevic	CHI	73	550	1038	52.987	15	B. Sensabaugh	UTA	71	157	372	42.204	15	T. Maxey	PHI	52	254	289	87.889
16	O. Toppin	IND	79	317	599	52.922	16	K. Towns	NYK	72	142	338	42.012	16	J. Valanciunas	WAS, SAC	81	145	165	87.879
17	K. Durant	PHX	62	592	1124	52.669	17	N. Powell	LAC	60	179	428	41.822	17	D. Garland	CLE	75	224	255	87.843
18	D. Jones Jr.	LAC	77	310	589	52.632	18	N. Jokic	DEN	70	138	331	41.692	18	T. Herro	MIA	77	287	327	87.768
19	K. Towns	NYK	72	639	1215	52.593	19	M. Beasley	DET	82	319	766	41.645	19	A. Reeves	LAL	73	321	366	87.705
20	J. Hart	NYK	77	404	770	52.468	20	S. Hauser	BOS	71	166	399	41.604	20	L. Markkanen	UTA	47	162	185	87.568
21	S. Gilgeous-Alexander	OKC	76	860	1656	51.932	21	G. Trent Jr.	MIL	74	180	433	41.570	21	T. Young	ATL	76	491	561	87.522
22	T. McConnell	IND	79	324	624	51.923	22	T. Jones	PHX	81	166	401	41.397	22	J. Harden	LAC	79	505	578	87.370
23	P. Siakam	IND	78	613	1182	51.861	23	R. Hachimura	LAL	59	102	247	41.296	23	T. Jerome	CLE	70	129	148	87.162
24	A. Davis	LAL, DAL	51	470	910	51.648	24	I. Joe	OKC	74	192	466	41.202	24	F. Wagner	ORL	60	271	311	87.138
25	T. Jerome	CLE	70	319	618	51.618	25	K. Porzingis	BOS	42	103	250	41.200	25	Miles Bridges	CHA	64	221	254	87.008
26	L. James	LAL	70	651	1270	51.260	26	L. Dort	OKC	71	170	413	41.162	26	M. Monk	SAC	65	154	178	86.517
27	Z. LaVine	CHI, SAC	74	625	1223	51.104	27	D. Finney-Smith	BKN, LAL	63	129	314	41.083	27	C. Sexton	UTA	63	217	251	86.454
28	B. Lopez	MIL	80	394	774	50.904	28	M. Conley	MIN	71	127	310	40.968	28	T. Harris	DET	73	143	166	86.145
29	N. Marshall	DAL	69	362	712	50.843	29	A. Coffey	LAC	72	101	247	40.891	29	G. Dick	TOR	54	133	155	85.806
30	H. Barnes	SAS	82	347	683	50.805	30	P. Pritchard	BOS	80	255	626	40.735	30	D. DeRozan	SAC	77	378	441	85.714
31	J. Butler	MIA, GSW	55	301	597	50.419	31	C. Sexton	UTA	63	110	271	40.590	31	M. Christie	LAL, DAL	78	130	152	85.526
32	M. Porter Jr.	DEN	77	528	1048	50.382	32	R. O'Neale	PHX	75	179	441	40.590	32	T. Haliburton	IND	73	189	222	85.135
33	Mikal Bridges	NYK	82	592	1183	50.042	33	G. Niang	CLE, ATL	79	166	409	40.587	33	J. Grant	POR	47	141	166	84.940
34	K. Leonard	LAC	37	310	623	49.759	34	J. Battle	TOR	59	105	259	40.541	34	J. Collins	UTA	40	139	164	84.756
35	B. Beal	PHX	53	345	694	49.712	35	D. Hunter	ATL, CLE	64	157	388	40.464	35	D. Hunter	ATL, CLE	64	215	254	84.646
36	A. Sengun	HOU	76	567	1143	49.606	36	N. Vucevic	CHI	73	129	321	40.187	36	C. Cunningham	DET	70	313	370	84.595
37	D. Daniels	ATL	76	455	923	49.296	37	K. Irving	DAL	50	144	359	40.111	37	L. Ball	CHA	47	193	229	84.279
38	J. Jackson Jr.	MEM	74	592	1213	48.805	38	D. Garland	CLE	75	212	529	40.076	38	J. Butler	MIA, GSW	55	330	392	84.184
39	Aaron Wiggins	OKC	76	355	728	48.764	39	O. Aghaji	TOR	64	101	253	39.921	39	K. Durant	PHX	62	303	361	83.934
40	J. Brunson	NYK	65	585	1200	48.750	40	Davion Mitchell	TOR, MIA	74	84	211	39.810	40	D. White	BOS	76	135	161	83.851



POINTS PER GAME							REBOUNDS PER GAME							ASSISTS PER GAME								
		TEAM	G	FG	FT	PTS	AVG			TEAM	G	OFF	DEF	TOT	AVG			TEAM	G	AST	AVG	
1	S. Castle	SAS	81	423	249	1,190	14.69	1	Z. Edey	MEM	66	232	316	548	8.303	1	I. Collier	UTA	71	446	6.282	
2	A. Sarr	WAS	67	326	112	869	12.97	2	Y. Missi	NOP	73	255	346	601	8.233	2	B. Carrington	WAS	82	364	4.439	
3	Z. Risacher	ATL	75	357	106	942	12.56	3	D. Clingan	POR	67	217	310	527	7.866	3	J. Shead	TOR	75	316	4.213	
4	J. Wells	MEM	79	287	111	823	10.41	4	K. Ware	MIA	64	116	357	473	7.391	4	S. Castle	SAS	81	332	4.099	
5	J. Edwards	PHI	44	172	32	445	10.11	5	A. Sarr	WAS	67	124	311	435	6.493	5	K. Simpson	CHA	36	112	3.111	
6	B. Carrington	WAS	82	300	69	807	9.842	6	K. Filipowski	UTA	72	112	328	440	6.111	6	A. Johnson	MIL, WAS	29	76	2.621	
7	K. Filipowski	UTA	72	260	93	690	9.583	7	K. Matkovic	NOP	42	64	145	209	4.976	7	K. George	WAS	68	169	2.485	
8	K. Ware	MIA	64	257	46	595	9.297	8	J. Mogbo	TOR	63	109	202	311	4.937	8	A. Sarr	WAS	67	161	2.403	
9	Z. Edey	MEM	66	251	90	610	9.242	9	T. Salaun	CHA	60	70	210	280	4.667	9	J. Mogbo	TOR	63	146	2.318	
10	Y. Missi	NOP	73	269	127	665	9.110	10	A. Bona	PHI	58	92	153	245	4.224	10	R. Dillingham	MIN	49	98	2.000	
11	D. Knecht	LAL	78	257	64	706	9.051	11	K. George	WAS	68	49	236	285	4.191	11	K. Filipowski	UTA	72	140	1.944	
12	K. George	WAS	68	203	70	590	8.677	12	B. Carrington	WAS	82	33	308	341	4.159	12	A. Mitchell	OKC	36	64	1.778	
13	I. Collier	UTA	71	234	105	615	8.662	13	S. Castle	SAS	81	89	208	297	3.667	13	R. Beekman	GSW, BKN	36	63	1.750	
14	J. Walter	TOR	52	159	86	449	8.635	14	O. Igodaro	PHX	61	66	156	222	3.639	14	J. Wells	MEM	79	135	1.709	
15	M. Buzelis	CHI	80	252	88	688	8.600	15	P. Dunn	PHX	74	92	175	267	3.608	15	T. Kolek	NYK	41	70	1.707	
16	Q. Post	GSW	42	123	21	340	8.095	16	Z. Risacher	ATL	75	86	182	268	3.573	16	J. Edwards	PHI	44	69	1.568	
17	K. Simpson	NOP	36	104	41	282	7.833	17	Q. Post	GSW	42	35	113	148	3.524	17	J. Walter	TOR	52	81	1.558	
18	K. Matkovic	CHI	42	135	34	325	7.738	18	M. Buzelis	CHI	80	55	223	278	3.475	18	T. da Silva	ORL	74	113	1.527	
19	A. Johnson	MIL, WAS	29	82	32	220	7.586	19	J. Wells	MEM	79	87	181	268	3.392	19	R. Sheppard	HOU	52	75	1.432	
20	T. da Silva	ORL	74	199	55	533	7.203	20	J. Edwards	PHI	44	46	102	148	3.364	20	Y. Missi	NOP	73	99	1.366	
21	J. Shead	TOR	75	204	53	533	7.107	21	T. da Silva	ORL	74	73	172	245	3.311	21	Q. Post	GSW	42	56	1.333	
22	J. Battle	TOR	59	149	16	419	7.102	22	I. Collier	UTA	71	32	203	235	3.310	22	T. Salaun	CHA	60	74	1.233	
23	A. Reeves	NOP	44	113	28	305	6.932	23	J. Walter	TOR	52	59	101	160	3.077	23	Z. Risacher	ATL	75	92	1.227	
24	R. Dunn	PHX	74	205	19	511	6.905	24	K. Simpson	CHA	36	39	70	109	3.028	24	P. Larsson	MIA	55	65	1.182	
25	D. Clingan	POR	67	180	62	436	6.508	25	D. Knecht	LAL	78	37	179	216	2.769	25	C. Williams	UTA	50	59	1.180	
26	A. Mitchell	OKC	36	91	29	234	6.500	26	R. Holland II	DET	81	40	178	218	2.691	26	O. Igodaro	PHX	61	71	1.164	
27	R. Holland II	DET	81	197	92	522	6.444	27	J. Battle	TOR	59	37	121	158	2.678	27	D. Clingan	POR	67	77	1.149	
28	J. Mogbo	TOR	63	156	60	389	6.175	28	C. Williams	UTA	50	27	86	113	2.260	28	D. Carter	SAC	36	41	1.139	
29	T. Salaun	CHA	60	114	67	353	5.883	29	D. Jones	OKC	36	54	30	91	121	2.241	29	K. Matkovic	NOP	42	46	1.095
30	A. Bona	PHI	58	135	67	337	5.810	30	D. Carter	SAC	36	19	57	76	2.111	30	D. Jones	OKC	36	58	1.074	
31	C. Williams	UTA	50	83	29	230	4.600	31	B. Scheierman	BOS	31	19	46	65	2.097	31	B. Scheierman	BOS	31	33	1.065	
32	P. Larsson	MIA	55	89	41	251	4.564	32	J. Tyson	CLE	47	37	59	96	2.043	32	R. Holland II	DET	81	82	1.012	
33	R. Dillingham	MIN	49	93	8	219	4.469	33	A. Johnson	MIL, WAS	29	8	51	59	2.035	33	T. Shannon Jr.	MIN	32	32	1.000	
34	R. Sheppard	HOU	52	84	13	229	4.404	34	A. Mitchell	OKC	36	18	50	68	1.889	34	M. Buzelis	CHI	80	79	0.988	
35	T. Shannon Jr.	MIN	32	55	17	138	4.313	35	B. Carlson	OKC	32	17	37	54	1.688	35	Z. Edey	MEM	66	65	0.985	
36	O. Igodaro	PHX	61	113	29	255	4.180	36	P. Larsson	MIA	55	28	64	92	1.673	36	K. Ware	MIA	64	60	0.936	
37	D. Carter	SAC	36	47	26	138	3.833	37	J. Shead	TOR	75	30	85	115	1.533	37	J. Tyson	CLE	47	44	0.936	
38	B. Carlson	OKC	32	43	14	122	3.813	38	R. Sheppard	HOU	52	16	62	78	1.500	38	T. Sheppard	TOR	59	53	0.898	
39	B. Scheierman	BOS	31	39	9	113	3.645	39	T. Shannon Jr.	MIN	32	10	37	47	1.469	39	A. Reeves	NOP	44	39	0.886	
40	J. Tyson	CLE	47	64	19	167	3.553	40	A. Reeves	NOP	44	18	45	63	1.432	40	D. Knecht	LAL	78	66	0.846	

FIELD GOAL PCT.						3-PT FG PCT.						FREE THROW PCT.								
		TEAM	G	FG	FGA	PCT			TEAM	G	3FG	3GA	PCT			TEAM	G	FT	FTA	PCT
1	Z. Edey	MEM	66	251	433	57.968	1	Q. Post	GSW	42	73	179	40.782	1	J. Wells	MEM	79	111	135	82.222
2	K. Ware	MIA	64	257	464	55.388	2	J. Battle	TOR	59	105	259	40.541	2	M. Buzelis	CHI	80	88	108	81.481
3	Y. Missi	NOP	73	269	492	54.675	3	A. Reeves	NOP	44	51	129	39.535	3	B. Carrington	WAS	82	69	85	81.176
4	D. Clingan	POR	67	180	334	53.892	4	J. McCain	PHI	23	51	133	38.346	4	J. Walter	TOR	52	66	83	79.518
5	K. Filipowski	UTA	72	260	518	50.193	5	D. Knecht	LAL	78	128	340	37.647	5	D. Knecht	LAL	78	64	84	76.190
6	R. Holland II	DET	81	197	416	47.356	6	J. Edwards	PHI	44	69	190	36.316	6	R. Holland II	DET	81	92	122	75.410
7	D. Knecht	LAL	78	257	557	46.140	7	M. Buzelis	CHI	80	96	266	36.090	7	K. George	WAS	68	70	93	75.269
8	Z. Risacher	ATL	75	357	779	45.828	8	Z. Risacher	ATL	75	122	344	35.465	8	S. Castle	SAS	81	249	344	72.384
9	J. Edwards	PHI	44	172	378	45.503	9	J. Wells	MEM	79	138	392	35.204	9	T. Salaun	CHA	60	67	94	71.277
10	M. Buzelis	CHI	80	252	555	45.405	10	K. Filipowski	UTA	72	77	220	35.000	10	Z. Risacher	ATL	75	106	149	71.141
11	J. Mogbo	TOR	63	156	356	43.820	11	J. Walter	TOR	52	65	186	34.946	11	Z. Edey	MEM	66	90	127	70.866
12	R. Dunn	PHX	74	205	477	42.977	12	B. Carrington	WAS	82	138	407	33.907	12	I. Collier	UTA	71	105	154	68.182
13	S. Castle	SAS	81	423	988	42.814	13	R. Sheppard	HOU	52	48	142	33.803	13	A. Sarr	WAS	67	112	165	67.879
14	J. Wells	MEM	79	287	676	42.456	14	T. da Silva	ORL	74	80	239	33.473	14	A. Bona	PHI	58	67	100	67.000
15	I. Collier	UTA	71	234	555	42.162	15	J. Shead	TOR	75	72	223	32.287	15	K. Filipowski	UTA	72	93	143	65.035
16	T. da Silva	ORL	74	199	483	41.201	16	K. George	WAS	68	114	354	32.203	16	Y. Missi	NOP	73	127	204	62.255
17	J. Shead	TOR	75	204	504	40.476	17	R. Dunn	PHX	74	82	264	31.061	17	D. Clingan	POR	67	62	104	59.615
18	J. Walter	TOR	52	159	393	40.458	18	A. Sarr	WAS	67	105	341	30.792	--	--	--	--	--	--	
19	B. Carrington	WAS	82	300	748	40.107	19	S. Castle	SAS	81	95	333	28.529	--	--	--	--	--	--	
20	A. Sarr	WAS	67	326	828	39.372	20	T. Salaun	CHA	60	58	205	28.293	--	--	--	--	--	--	
21	K. George	WAS	68	203	546	37.179	21	I. Collier	UTA	71	42	169	24.852	--	--	--	--	--	--	

STEALS PER GAME					BLOCKS PER GAME					MINUTES PER GAME							
		TEAM	G	STL	AVG			TEAM	G	BLK	AVG			TEAM	G	MIN	AVG
1	J. Edwards	PHI	44	45	1.023	1	D. Clingan	POR	67	110	1.642	1	B. Carrington	WAS	82	2,458	29.974
2	K. George	WAS	68	68	1.000	2	A. Sarr	WAS	67	101	1.508	2	A. Sarr	WAS	67	1,814	27.078
3	K. Simpson	CHA	36	34	0.944	3	Y. Missi	NOP	73	98	1.343	3	Y. Missi	NOP	73	1,956	26.793
4	I. Collier	UTA	71	66	0.930	4	Z. Edey	MEM	66	85	1.288	4	S. Castle	SAS	81	2,162	26.692
5	R. Beekman	GSW, BKN	36	33	0.917	5	A. Bona	PHI	58	69	1.190	5	K. George	WAS	68	1,802	26.502
6	S. Castle	SAS	81	74	0.914	6	K. Ware	MIA	64	71	1.109	6	J. Edwards	PHI	44	1,155	26.244
7	J. Mogbo	TOR	63	55	0.873	7	K. Matkovic	UTA	72	41	0.976	7	I. Collier	UTA	71	1,839	25.903
8	J. Walter	TOR	52	43	0.827	8	M. Buzelis	CHI	80	75	0.939	8	J. Wells	MEM	79	2,043	25.865
9	J. Shead	TOR	75	58	0.773	9	K. George	WAS	68	50	0.735	9	Z. Risacher	ATL	75	1,843	24.579
10	A. Mitchell	OKC	36	25	0.694	10	B. Carlson	OKC	32	21	0.656	10	K. Simpson	CHA	36	842	23.391
11	Z. Risacher	ATL	75	52	0.693	11	R. Dunn	PHX	74	40	0.541	11	K. Ware	MIA	64	1,422	22.226
12	R. Sheppard	HOU	52	35	0.673	12	J. Mogbo	TOR	63	34	0.540	12	A. Johnson	ML, WAS	29	638	22.014
13	K. Filipowski	UTA	72	48	0.667	13	Z. Risacher	ATL	75	37	0.493	13	T. da Silva	ORL	74	1,629	22.208
14	B. Carrington	WAS	82	559	0.54	14	O. Igodaro	PHX	61	29	0.475	14	Z. Edey	MEM	66	1,416	21.616
15	A. Sarr	WAS	67	44	0.657	15	Q. Post	GSW	42	18	0.429	15	J. Walter	TOR	52	1,103	21.236
16	K. Ware	MIA	64	39	0.609	16	J. Edwards	PHI	44	16	0.364	16	C. Williams	UTA	50	1,060	21.192
17	R. Holland II	DET	81	49	0.605	17	R. Sheppard	HOU	52	17	0.327	17	K. Filipowski	UTA	72	1,522	21.133
18	R. Dunn	PHX	74	44	0.595	18	C. Williams	UTA	50	16	0.320	18	T. Salaun	CHA	60	1,244	20.740
19	D. Carter	SAC	36	21	0.583	19	K. Filipowski	UTA	72	22	0.306	19	J. Mogbo	TOR	63	1,286	20.407
20	P. Larsson	MIA	55	32	0.582	20	S. Castle	SAS	81	22	0.272	20	D. Clingan	POR	67	1,324	19.757
21	J. Wells	MEM	79	44	0.557	21	B. Carrington	WAS	82	21	0.256	21	J. Shead	TOR	75	1,467	19.558
22	B. Scheierman	BOS	31	17	0.548	22	I. Jones	OKC	36	10	0.250	22	D. Knecht	PHL	74	1,552	19.404
23	Z. Edey	MEM	66	36	0.546	23	T. da Silva	ORL	74	18	0.243	23	R. Dunn	PHX	74	1,410	19.057
24	K. Matkovic	NOP	42	22	0.524	24	T. Salaun	CHA	60	14	0.233	24	M. Buzelis	CHI	80	1,511	18.891
25	D. Clingan	POR	67	34	0.508	25	I. Collier	UTA	71	16	0.225	25	K. Matkovic	NOP	42	791	18.824
26	Y. Missi	NOP	73	37	0.507	26	J. Furphy	IND	50	11	0.220	26	J. Battie	TOR	59	1,042	17.655
27	T. Salaun	CHA	60	29	0.483	27	R. Holland II	DET	81	17	0.210	27	O. Igodaro	PHX	61	1,045	17.139
28	A. Reeves	NOP	44	21	0.477	28	J. Walter	TOR	52	10	0.192	28	A. Mitchell	OKC	36	597	16.581
29	C. Williams	UTA	50	460	0.29	29	J. Battie	OKC	36	10	0.279	29	Q. Post	GSW	42	686	16.377
30	O. Igodaro	PHX	61	28	0.459	30	K. Simpson	CHA	36	6	0.167	30	R. Holland II	DET	81	1,266	15.634
31	A. Bona	PHI	58	26	0.448	31	T. Shannon Jr.	MIA	32	5	0.156	31	A. Bona	PHI	58	905	15.597
32	T. da Silva	ORL	74	33	0.446	32	J. Shead	TOR	75	10	0.133	32	A. Reeves	NOP	44	660	14.990
33	A. Johnson	ML, WAS	29	12	0.414	33	P. Larsson	MIA	55	7	0.127	33	P. Larsson	MIA	55	782	14.217
34	R. Dillingham	MIN	49	20	0.408	34	D. Carter	SAC	36	4	0.111	34	R. Beekman	GSW, BKN	36	469	13.036
35	Q. Post	GSW	42	16	0.381	35	A. Mitchell	OKC	36	4	0.111	35	R. Sheppard	HOU	52	654	12.584
36	M. Buzelis	CHI	80	363	0.381	36	A. Johnson	ML, WAS	29	3	0.103	36	B. Scheierman	BOS	31	12,384	12.383
37	J. Furphy	IND	50	18	0.360	37	D. Knecht	LAL	36	8	0.219	37	D. Carter	SAC	36	396	10.998
38	D. Knecht	LAL	78	24	0.308	38	J. Wells	MEM	79	8	0.101	38	T. Shannon Jr.	MIN	32	339	10.589
39	D. Jones	OKC	54	16	0.296	39	T. Kolek	NYK	41	4	0.098	39	R. Dillingham	MIN	49	516	10.531
40	T. Kolek	NYK	41	12	0.293	40	A. Reeves	NOP	44	4	0.091	40	D. Jones	OKC	54	552	10.213



NATIONAL BASKETBALL ASSOCIATION

	PPG	FGM/G	FG%	3FGM/G	3FG%	FT%	ORPG	DRPG	RPG	APG	SPG	TOV/G	BPG	PF/G
Atlanta Hawks	5	6	14	14	18	18	9	23	14	2	2	26	12	9
Boston Celtics	8	16	19	*1	9 T	6	10	7	8	16	29	2	5	29
Brooklyn Nets	29	30	29	13	25	11	18	29	29	24	20	23	26	3
Charlotte Hornets	30	28	30	18	28	14	6	16	9	26	26	25	21	15
Chicago Bulls	6	8	15	3	11 T	3	25	*1	3	5	24	20	18	24 T
Cleveland Cavaliers	*1	4	2	2	2	17	13	5	6	9	14	3 T	27	20
Dallas Mavericks	15	13	10	26	15	24	24	17	23	22	21	13	7	23
Denver Nuggets	3	*1	*1	28	5	23	12	3	4	*1	17	17	15	24 T
Detroit Pistons	12	10	13	20	17	20	11	12	13	15	19	21	9	4
Golden State Warriors	17	21	25	4	16	25	5	19	7	4	4	14	17	8
Houston Rockets	13 T	11	21	22	21	30	*1	8	*1	28	10	11	13	11
Indiana Pacers	7	5	3	16	9 T	9	29	22	28	3	9	3 T	6	16
LA Clippers	20	17	6	25	7	7	23	10	17	23	3	22	20	17
Los Angeles Lakers	19	20	9	15	14	13	27	20	26	18	22	12	22	26
Memphis Grizzlies	2	2	8	11	13	12	3	4	2	8	7	28	3	2
Miami Heat	24	24	18	12	11 T	8	26	9	21	14	15	8	30	30
Milwaukee Bucks	11	12	4	8	*1	28	30	2	22	21	27	7	19	22
Minnesota Timberwolves	13 T	19	16	5	4	10	15	13	15	17	18	18	14	19
New Orleans Pelicans	25	22	24	27	24	27	7	26	20	19	8	19	10	18
New York Knicks	9	7	5	24	8	5	19	25	24	11	13	5	29	27
Oklahoma City Thunder	4	3	7	6	6	*1	20	6	11	12	*1	*1	2	6
Orlando Magic	28	29	27	30	30	19	14	28	27	30	6	16	*1	5
Philadelphia 76ers	26	26	23	21	27	15	22	30	30	29	5	9	23	12
Phoenix Suns	18	18	11	7	3	2	28	18	25	10	28	15	16	21
Portland Trail Blazers	22	23	26	19	26	26	2	27	12	27	11	29	8	10
Sacramento Kings	10	9	12	23	19	4	16	14	16	13	25	6	25	14
San Antonio Spurs	16	14	17	9	20	21 T	17	21	19	6	12	10	4	28
Toronto Raptors	23	15	20	29	23	29	4	24	10	7	16	24	28	*1
Utah Jazz	21	25	22	10	22	21 T	8	11	5	20	30	30	24	13
Washington Wizards	27	27	28	17	29	16	21	15	18	25	23	27	11	7

* = NBA leader | T = Tied for position



	POINTS PER GAME		FIELD GOAL PERCENTAGE		TURNOVERS PER GAME		REBOUND PERCENTAGE			BELOW 100 PTS.		OVERTIME GAMES		DECIDED 3 PTS. OR LESS		DECIDED 10 PTS. OR MORE	
	OWN	OPP	OWN	OPP	OWN	OPP	OFF	DEF	TOT.	OWN	OPP.	W	L	W	L	W	L
Atlanta	118.2	119.3	.472	.481	15.5	16.0	.263	.760	.740	7	2	2	2	8	6	20	21
Boston	116.3	107.2	.462	.450	11.9	12.8	.257	.760	.763	7	20	4	2	8	3	41	7
Brooklyn	105.1	112.2	.437	.480	15.2	15.0	.245	.750	.715	25	10	0	4	8	7	7	32
Charlotte	105.1	114.2	.430	.467	15.5	13.3	.265	.745	.729	23	11	1	2	8	7	5	39
Chicago	117.8	119.4	.470	.467	14.7	12.6	.223	.766	.779	7	5	2	1	6	4	23	26
Cleveland	121.9	112.4	.491	.454	13.2	14.5	.259	.748	.769	1	8	1	1	5	4	41	7
Dallas	114.2	115.4	.479	.469	14.0	13.2	.233	.731	.746	11	11	0	2	5	8	17	24
Denver	120.8	116.9	.506	.466	14.3	13.0	.267	.746	.783	4	5	5	1	8	6	31	17
Detroit	115.5	113.6	.476	.461	14.9	15.1	.262	.760	.766	8	13	2	3	8	6	23	17
Golden State	113.8	110.5	.451	.465	14.0	15.7	.273	.756	.734	15	13	1	1	6	6	26	15
Houston	114.3	109.8	.455	.459	13.9	14.3	.317	.762	.747	12	16	3	1	8	5	26	12
Indiana	117.4	115.1	.488	.474	13.2	15.0	.213	.745	.752	5	10	5	1	6	2	25	17
LA Clippers	112.9	108.2	.482	.461	14.9	15.0	.244	.775	.786	12	20	3	2	5	7	32	13
LA Lakers	113.4	112.2	.479	.463	14.0	13.7	.233	.745	.767	8	13	1	1	4	6	22	21
Memphis	121.7	116.9	.479	.456	15.7	15.1	.287	.749	.757	1	7	1	0	9	6	31	15
Miami	110.6	110.0	.465	.466	13.6	13.8	.223	.758	.764	16	17	3	5	3	11	22	18
Milwaukee	115.5	113.0	.486	.457	13.4	12.9	.193	.762	.793	6	5	3	0	5	9	25	19
Minnesota	114.3	109.3	.468	.460	14.5	14.7	.258	.751	.762	4	19	3	2	11	11	31	9
New Orleans	109.8	119.3	.452	.483	14.6	14.0	.263	.727	.705	17	5	2	1	3	8	6	38
New York	115.8	111.7	.486	.474	13.3	14.5	.260	.745	.753	8	16	6	2	7	3	31	19
Oklahoma City	120.5	107.6	.482	.436	11.7	17.0	.242	.746	.762	3	19	0	1	1	4	54	5
Orlando	105.4	105.5	.445	.468	14.2	16.2	.253	.770	.731	28	21	0	1	4	7	22	20
Philadelphia	109.6	115.8	.454	.488	13.6	16.0	.234	.718	.689	13	7	2	3	4	4	10	35
Phoenix	113.6	116.6	.478	.473	14.1	12.2	.226	.741	.760	10	8	2	4	7	5	13	26
Portland	110.9	113.9	.450	.471	16.0	15.5	.292	.725	.706	15	10	1	3	7	4	19	30
Sacramento	115.7	115.3	.478	.474	13.3	13.9	.254	.769	.767	7	9	3	4	4	9	22	19
San Antonio	113.9	116.7	.465	.474	13.9	13.7	.243	.730	.729	9	7	1	1	7	7	17	32
Toronto	110.9	115.2	.458	.466	15.3	15.1	.273	.739	.722	11	11	1	4	7	9	16	28
Utah	111.9	121.2	.454	.480	17.2	11.8	.269	.741	.746	10	5	2	3	5	8	8	37
Washington	108.0	120.4	.439	.471	15.6	13.3	.227	.719	.716	21	1	0	2	7	2	5	53
2,460 GAMES	113.8		.467		14.3		.252	.748		324	324	60		184		671	



TEAM	AST	TO	RATIO	TEAM	STEALS	TO	RATIO
Oklahoma City Thunder	2202	904	2.44	Oklahoma City Thunder	847	904	0.94
Indiana Pacers	2398	1001	2.40	Philadelphia 76ers	752	1053	0.71
Boston Celtics	2144	931	2.30	Golden State Warriors	771	1082	0.71
Denver Nuggets	2542	1111	2.29	Indiana Pacers	694	1001	0.69
New York Knicks	2254	999	2.26	LA Clippers	773	1133	0.68
Cleveland Cavaliers	2304	1028	2.24	Orlando Magic	729	1073	0.68
Golden State Warriors	2386	1082	2.21	New York Knicks	671	999	0.67
San Antonio Spurs	2348	1087	2.16	Atlanta Hawks	798	1205	0.66
Phoenix Suns	2277	1086	2.10	Cleveland Cavaliers	670	1028	0.65
Sacramento Kings	2169	1036	2.09	Miami Heat	668	1036	0.64
Miami Heat	2166	1036	2.09	Houston Rockets	689	1069	0.64
Chicago Bulls	2383	1143	2.08	Boston Celtics	589	931	0.63
Atlanta Hawks	2426	1205	2.01	San Antonio Spurs	674	1087	0.62
Milwaukee Bucks	2090	1048	1.99	New Orleans Pelicans	701	1143	0.61
Los Angeles Lakers	2131	1076	1.98	Sacramento Kings	620	1036	0.60
Toronto Raptors	2340	1204	1.94	Memphis Grizzlies	726	1227	0.59
Minnesota Timberwolves	2142	1127	1.90	Denver Nuggets	656	1111	0.59
Memphis Grizzlies	2330	1227	1.90	Los Angeles Lakers	633	1076	0.59
Dallas Mavericks	2070	1091	1.90	Dallas Mavericks	636	1091	0.58
Detroit Pistons	2165	1155	1.87	Minnesota Timberwolves	654	1127	0.58
New Orleans Pelicans	2119	1143	1.85	Milwaukee Bucks	601	1048	0.57
LA Clippers	2064	1133	1.82	Detroit Pistons	652	1155	0.56
Brooklyn Nets	2063	1138	1.81	Brooklyn Nets	639	1138	0.56
Philadelphia 76ers	1901	1053	1.81	Toronto Raptors	664	1204	0.55
Houston Rockets	1914	1069	1.79	Portland Trail Blazers	678	1240	0.55
Orlando Magic	1887	1073	1.76	Phoenix Suns	593	1086	0.55
Washington Wizards	2058	1223	1.68	Chicago Bulls	621	1143	0.54
Charlotte Hornets	1994	1219	1.64	Washington Wizards	623	1223	0.51
Portland Trail Blazers	1952	1240	1.57	Charlotte Hornets	607	1219	0.50
Utah Jazz	2093	1350	1.55	Utah Jazz	555	1350	0.41



PLAYERS

Points	61	Nikola Jokic, DEN vs. MIN 04/01/2025
Points in a Quarter	25	Franz Wagner, ORL (4th) vs. DET 01/25/2025
	25	Karl-Anthony Towns, NYK (4th) at CHI 01/04/2025
	25	Giannis Antetokounmpo, MIL (3rd) vs. CHI 11/20/2024
Points in a Half	42	Jalen Brunson, NYK (2nd) at WAS 12/28/2024
Field Goals	22	Nikola Jokic, DEN at WAS 12/07/2024
	22	De'Aaron Fox, SAC vs. MIN 11/15/2024
Field Goal Attempts	39	Nikola Jokic, DEN at WAS 12/07/2024
Field Goal Percentage	1.000	Ivica Zubac, LAC (11-11) vs. DAL 04/05/2025
3-PT Field Goal	12	Stephen Curry, GSW at MEM 04/01/2025
	12	Stephen Curry, GSW at ORL 02/27/2025
3-PT FG Attempts	20	Stephen Curry, GSW at MEM 04/01/2025
	20	Stephen Curry, GSW at LAL 02/06/2025
	20	Jordan Poole, WAS vs. DEN 12/07/2024
	20	LaMelo Ball, CHA vs. MIA 11/27/2024
3-PT FG Percentage	1.000	Ty Jerome, CLE (8-8) at PHI 01/24/2025
	1.000	Stephen Curry, GSW (8-8) vs. PHI 01/02/2025
Free Throws	21	Trae Young, ATL vs. CHA 03/12/2025
Free Throw Attempts	26	Giannis Antetokounmpo, MIL vs. ATL 12/04/2024
Free Throw Percentage	1.000	Trae Young, ATL (21-21) vs. CHA 03/12/2025
Offensive Rebounds	13	Walker Kessler, UTA at TOR 03/07/2025
	13	Domantas Sabonis, SAC at NOP 02/13/2025
Defensive Rebounds	23	Victor Wembanyama, SAS vs. DEN 01/04/2025
Total Rebounds	28	Domantas Sabonis, SAC at NOP 02/13/2025
	28	Domantas Sabonis, SAC at BOS 01/10/2025
Assists	22	Nikola Jokic, DEN vs. PHX 03/07/2025
	22	Trae Young, ATL at CLE 11/27/2024
Steals	8	Josh Giddey, CHI at LAL 03/22/2025
	8	Kelly Oubre Jr., PHI at POR 12/30/2024
	8	Dyson Daniels, ATL vs. MIN 12/23/2024
Blocks	10	Victor Wembanyama, SAS vs. POR 12/21/2024
Minutes	53:10	Christian Braun, DEN vs. MIN 04/01/2025
Points in Paint	34	Zion Williamson, NOP at LAL 03/04/2025
Second Chance Points	18	Onyeka Okongwu, ATL at ORL 04/08/2025
Fast Break Points	18	Christian Braun, DEN at UTA 12/30/2024

HIGHS

IND, 162 at WAS 03/27/2025
CLE, 50 vs. DAL 02/02/2025
BOS, 51 vs. LAC 11/25/2024
CLE, 91 vs. DAL 02/02/2025
MIN, 52 at MEM 04/10/2025
ATL, 50 vs. CHI 12/26/2024
ATL, 88 vs. CHI 12/26/2024

DEN, 60 vs. POR 02/10/2025
IND, 119 at CLE 04/13/2025
MIL, .689 vs. PHX 04/01/2025

BOS, 29 vs. NYK 10/22/2024
UTA, 63 (2) vs. OKC 04/11/2025
MIA, .680 vs. GSW 03/25/2025

CLE, 43 at CHA 03/07/2025
PHI, 53 at TOR 10/25/2024
SAC, 1.000 (52) vs. PHX 04/13/2025

TOR, 28 vs. WAS 03/10/2025
NOP, 52 (2) vs. SAS 02/23/2025
TOR, 73 vs. WAS 03/10/2025

IND, 48 at WAS 03/27/2025
ATL, 22 at TOR 12/29/2024
CLE, 34 (1230) vs. HOU 01/25/2025
MEM, 35 at UTA 10/23/2024
TOR, 31 vs. ATL 12/29/2024
DAL, 18 vs. HOU 02/08/2025

DEN, 88 vs. POR 02/10/2025
GSW, 36 (2) at NOP 03/28/2025
LAC, 46 vs. ATL 01/04/2025
LAC, 64 vs. BKN 01/15/2025
DET, 99 at MIL 04/13/2025
OKC, 45 vs. UTA 12/03/2024

CATEGORY

Points
Points/1st Qtr.
Points/2nd Qtr.
Points/1st Half
Points/3rd Qtr.
Points/4th Qtr.
Points/2nd Half

Field Goals
Field Goal Attempts
Field Goal Percentage

3-PT Field Goal
3-PT FG Attempts
3-PT FG Percentage

Free Throws
Free Throw Attempts
Free Throw Percentage

Offensive Rebounds
Defensive Rebounds
Total Rebounds

Assists
Steals
Team Fouls
Personal Fouls
Turnovers
Blocks

Points in Paint
Second Chance Points
Fast Break Points
Biggest Lead
Bench Points
Points Off Turnovers

LOWS

BKN, 67 at LAC 01/15/2025
NOP, 10 at NYK 12/01/2024
HOU, 10 at SAS 10/26/2024
NOP, 28 at NYK 12/01/2024
ATL, 8 vs. LAC 03/14/2025
MIA, 8 (2) at OKC 02/12/2025
BOS, 27 at OKC 01/05/2025

PHX, 22 at OKC 11/15/2024
ORL, 67 vs. TOR 03/02/2025
PHX, .293 at OKC 11/15/2024

SAC, 3 (2) vs. LAC 11/08/2024
MIL, 12 vs. ORL 01/15/2025
POR, .095 vs. MEM 11/10/2024

PHX, 3 (6) at SAC 04/13/2025
SAC, 3 vs. PHX 04/13/2025
TOR, .333 at NOP 11/27/2024

PHX, 1 at CLE 01/20/2025
PHI, 16 vs. DEN 01/31/2025
UTA, 23 vs. MIN 01/30/2025

HOU, 9 vs. BOS 01/03/2025
DET, 1 (9) vs. MIL 04/11/2025
CLE, 34 (1230) vs. HOU 01/25/2025
MIA, 5 vs. CLE 01/29/2025
BOS, 3 (3) at MIN 01/02/2025
NOP, 0 (34) at MIL 04/10/2025

MIL, 18 at MIA 11/26/2024
UTA, 0 (6) vs. MEM 03/25/2025
HOU, 0 (4) vs. DEN 03/23/2025
NOP, 0 (149) vs. OKC 04/13/2025
DEN, 3 (2) vs. POR 02/12/2025
GSW, 0 vs. IND 12/23/2024





HEAD-TO-HEAD WIN GRID (2024-25)

ATL	BKN	CHI	DAL	DET	HOU	LAC	MEM	MIL	NO	OKC	PHI	POR	SA	UTA								
BOS	CHA	CLE	DEN	GS	IND	LAL	MIA	MIN	NY	ORL	PHO	SAC	TOR	WAS	W	L	PCT	GB	LAST-10	STREAK		

ATLANTIC DIVISION

BOS	1	--	4	4	3	2	1	2	3	1	1	1	2	1	1	3	3	2	2	4	0	1	3	2	2	1	2	3	2	4	61	21	.744	-	8-2	Won	2
NY	3	0	4	2	1	0	1	2	1	0	1	2	0	0	2	3	3	1	2	--	0	3	4	2	2	2	1	4	1	4	51	31	.622	10	6-4	Won	1
TOR	2	1	3	2	0	0	0	0	1	0	2	1	0	0	1	0	1	2	0	0	3	4	1	0	1	0	--	2	3	30	52	.366	31	5-5	Lost	2	
BKN	1	0	--	3	1	0	1	0	0	1	2	1	0	1	2	1	3	0	2	0	0	0	2	1	1	1	0	1	0	1	26	56	.317	35	3-7	Lost	3
PHI	0	1	2	4	2	1	2	0	1	1	0	1	0	1	0	0	0	0	0	0	0	1	--	0	1	1	1	0	2	2	24	58	.293	37	1-9	Lost	2

CENTRAL DIVISION

CLE	1	2	4	4	4	--	2	2	3	2	0	1	1	2	2	2	4	2	2	4	1	2	2	1	2	0	2	4	2	4	64	18	.780	-	6-4	Lost	1
IND	1	2	3	1	3	3	2	1	3	2	1	--	2	0	1	2	1	2	2	1	0	1	3	2	1	2	1	1	2	4	50	32	.610	14	8-2	Won	1
MIL	2	0	1	2	2	0	2	1	4	0	1	3	1	2	0	4	--	2	2	0	0	3	4	1	0	2	1	3	2	3	48	34	.585	16	8-2	Won	8
DET	3	1	3	2	3	1	1	0	--	0	1	1	1	2	0	3	0	1	2	3	0	1	2	1	2	1	2	4	1	2	44	38	.537	20	4-6	Lost	2
CHI	2	1	2	3	--	0	0	2	1	0	0	1	1	2	1	3	2	0	0	2	0	2	2	0	1	1	2	4	1	3	39	43	.476	25	7-3	Won	3

SOUTHEAST DIVISION

ORL	2	2	4	4	1	1	0	0	2	0	0	3	0	2	0	2	1	0	2	1	0	--	3	2	0	2	2	1	0	4	41	41	.500	-	7-3	Lost	1
ATL	--	2	2	4	2	2	0	0	1	1	0	2	0	1	1	2	3	1	2	2	0	2	3	1	0	1	0	1	2	2	40	42	.488	1	5-5	Won	3
MIA	2	1	2	3	0	1	1	0	1	2	1	2	0	1	0	--	0	1	2	0	0	2	4	1	1	0	2	3	1	3	37	45	.451	4	6-4	Lost	1
CHA	0	0	1	--	1	0	1	0	2	0	1	2	0	1	0	1	1	0	1	1	0	0	0	1	0	0	2	1	2	0	19	63	.232	22	1-9	Lost	7
WAS	2	0	2	4	1	0	0	2	1	0	0	0	0	0	0	0	1	0	1	0	0	0	1	0	0	1	0	1	1	--	18	64	.220	23	2-8	Won	1

SOUTHWEST DIVISION

HOU	2	1	0	1	2	2	3	1	1	2	--	1	3	1	3	1	1	2	4	1	2	2	2	3	2	0	3	2	2	2	52	30	.634	-	6-4	Lost	3
MEM	1	1	1	2	1	0	3	1	2	1	1	1	0	1	--	2	2	2	4	0	0	2	2	4	2	1	3	2	4	2	48	34	.585	4	4-6	Won	1
DAL	2	1	1	1	2	0	--	1	1	2	1	0	1	1	1	1	0	1	3	1	3	2	0	1	3	0	3	2	2	2	39	43	.476	13	4-6	Lost	1
SA	2	0	2	0	0	0	1	2	0	2	1	1	1	1	1	0	1	1	2	1	1	0	1	1	3	2	--	2	3	2	34	48	.415	18	3-7	Won	1
NO	0	0	0	1	2	0	1	1	0	0	0	1	1	0	0	0	0	1	--	0	0	0	2	2	1	1	2	0	3	2	21	61	.256	31	2-8	Lost	7

NORTHWEST DIVISION

OKC	2	2	2	2	2	1	1	2	2	1	3	2	4	2	4	2	2	2	4	2	--	2	2	3	4	3	2	2	4	2	68	14	.829	-	8-2	Won	4
DEN	2	0	2	2	0	0	3	--	2	2	2	1	2	2	2	2	1	0	3	0	2	2	2	3	2	4	1	2	4	0	50	32	.610	18	5-5	Won	3
MIN	1	0	2	2	2	0	2	4	1	1	2	0	3	2	1	1	0	--	2	1	2	2	2	4	2	2	3	1	3	1	49	33	.598	19	8-2	Won	3
POR	2	0	1	2	1	0	1	2	0	0	1	1	1	1	1	1	2	2	3	0	0	2	1	2	--	2	1	2	2	2	36	46	.439	32	4-6	Won	1
UTA	0	0	2	0	1	0	1	0	1	1	1	0	0	1	0	1	0	1	0	1	0	2	0	0	2	0	1	0	--	1	17	65	.207	51	1-9	Lost	2

PACIFIC DIVISION

LAC	2	0	2	2	1	1	3	2	1	4	1	0	--	1	3	2	1	0	2	2	0	2	2	0	2	4	3	1	4	2	50	32	.610	-	9-1	Won	8
LAL	1	1	1	1	0	0	2	2	0	3	2	2	3	--	3	1	0	2	3	2	1	0	1	2	3	4	3	2	3	2	50	32	.610	-	6-4	Lost	1
GS	1	1	1	2	2	0	2	1	2	--	3	0	0	1	3	0	2	3	4	2	2	2	1	2	3	2	1	1	2	2	48	34	.585	2	7-3	Lost	1
SAC	1	1	1	2	1	2	3	0	1	2	3	0	0	0	2	2	0	2	3	0	0	0	1	3	2	--	2	1	4	1	40	42	.488	10	5-5	Won	1
PHO	1	0	1	1	2	1	3	1	1	2	0	0	4	2	0	1	1	0	1	0	0	0	2	--	2	1	2	1	4	2	36	46	.439	14	1-9	Lost	1





2024-25

BOX SCORES

GAME 1

GAME 2

NATIONAL BASKETBALL ASSOCIATION										OFFICIAL SCORER'S REPORT FINAL BOX										
Wednesday, October 23, 2024 Scotiabank Arena, Toronto, ON										Game Duration: 2:18										
Officials: #8 Marc Davis, #4 Sean Wright, #94 JD Ralls										Attendance: 19800 (Sellout)										
VISITOR: Cleveland Cavaliers (1-0)																				
	POS	MIN	FG	FGA	3P	3PA	FT	FTA	OR	DR	TOT	A	PF	ST	TO	BS	+/-	PTS		
32	Dean Wade	F	19:42	2	5	1	3	0	0	1	7	8	1	3	2	0	0	8	5	
4	Evan Mobley	F	26:57	9	14	1	2	6	6	4	5	9	3	2	2	1	3	31	25	
31	Jarrett Allen	C	26:05	5	7	0	0	4	5	2	5	7	1	1	1	4	8	14	8	
45	Donovan Mitchell	G	27:40	7	14	2	5	5	7	0	2	2	3	3	2	3	2	1	31	21
10	Darius Garland	G	22:42	3	12	1	6	0	0	0	1	1	6	4	0	2	0	1	7	7
3	Caris LeVert		20:38	8	9	2	2	1	2	0	1	1	4	1	0	0	0	19	19	
5	Sam Merrill		16:04	2	4	1	3	2	2	0	0	0	1	4	0	0	0	13	7	
20	Georges Niang		18:33	4	5	3	4	0	0	0	1	1	0	1	0	1	0	14	11	
35	Isaac Okoro		19:02	1	2	0	0	1	2	0	2	2	1	0	1	1	9	3	3	
2	Ty Jerome		18:57	6	7	2	2	0	0	1	1	2	6	1	2	2	0	16	14	
9	Craig Porter Jr.		08:30	2	5	0	2	0	0	0	0	0	1	0	0	0	0	-1	4	4
13	Tristan Thompson		08:30	1	2	0	0	0	0	0	1	1	0	0	0	0	0	-1	2	2
24	Jaylon Tyson		06:40	1	1	1	1	2	0	2	2	2	1	2	0	2	0	2	4	4
			240:00	51	87	14	30	20	26	8	28	36	29	22	10	12	9	30	136	
				58.6%			46.7%		76.9%											
HOME: TORONTO RAPTORS (0-1)																				
	POS	MIN	FG	FGA	3P	3PA	FT	FTA	OR	DR	TOT	A	PF	ST	TO	BS	+/-	PTS		
4	Scottie Barnes	F	25:51	3	14	0	2	3	4	3	6	5	0	2	0	-33	9			
30	Ochai Agbaji	F	25:15	1	1	0	0	1	2	4	2	6	1	2	1	0	-18	3		
19	Jakob Poeltl	C	26:09	2	6	0	0	2	4	3	6	9	2	4	0	5	-13	6		
1	Graydon Dick	G	29:16	5	13	2	6	4	4	1	1	2	1	0	0	2	-9	16		
5	Immanuel Quickley	G	14:14	4	9	2	4	3	4	0	2	2	4	2	1	2	0	-2	13	
25	Chris Boucher		19:59	5	9	4	5	4	6	1	1	2	1	1	1	1	-17	18		
45	Davion Mitchell		24:33	4	10	0	3	2	0	0	0	3	0	2	5	0	-20	8		
23	Jamal Shad		18:43	3	7	1	4	3	3	0	1	4	2	1	2	1	-21	10		
24	Bruno Fernando		15:25	3	6	0	0	0	0	2	5	7	1	4	0	1	0	-10	6	
2	Jonathan Mogbo		11:13	2	4	1	2	2	0	0	0	0	1	1	0	0	-4	7		
77	Jamison Battle		16:22	2	4	2	4	0	0	0	2	2	1	1	0	0	1	6		
7	Garrett Temple		08:30	1	2	0	1	0	0	0	0	0	2	2	1	0	0	-1	2	
22	Ulrich Chomche		04:30	1	1	0	0	0	0	1	1	0	0	0	0	0	-1	2		
			240:00	36	86	12	31	22	29	14	24	38	25	24	9	18	6	-30	106	
				41.9%			38.7%		75.9%											
SCORE BY PERIOD										1 2 3 4 FINAL										
Cavaliers										33 36 36 31 136										
RAPTORS										27 30 27 106										
Inactive: Cavaliers - Bates (G League - Two-Way), Strus (Injury/Illness - Right Ankle; Sprain), Thor (G League - Two-Way), Travers (G League - Two-Way)																				
Inactive: Raptors - Barrett (Injury/Illness - Right Shoulder; AC Joint; Sprain), Brown (Injury/Illness - Right Knee; Arthroscopic Surgical Procedure), Carton (G League - Two-Way), Olynyk (Injury/Illness - Back; Lumbar; Strain), Walter (Injury/Illness - Right Shoulder; AC Joint; Sprain)																				
Points in the Paint: Cavaliers 68 (45/23), RAPTORS 36 (19/16)																				
2nd Chance Points: Cavaliers 12 (5/7), RAPTORS 22 (8/11)																				
Fast Break Points: Cavaliers 16 (7/16), RAPTORS 13 (4/10)																				
MIN - Minutes played; FG/A - Field Goals Made/Attempted; FG% - Field Goal Percentage; 3P/A - Three-point Field Goals Made/Attempted; 3P% - Three-point Field Goal Percentage; FTM/A - Free Throws Made/Attempted; FT% - Free Throw Percentage; OR - Offensive Rebounds; DR - Defensive Rebounds; TOT - Total Rebounds; A - Assists; PF - Personal Fouls; ST - Steals; TO - Turnovers; BS - Blocks; PTS - Points; TM REB - Team Rebounds; TOT TO - Total Turnovers; DNP - Did Not Play; DND - Did Not Dress; NWT - Not With Team; +/- = Plus/Minus; FLGx - Flagrant Foul Type x (x=1-2)																				
Copyright (c) 2024-2025 NBA Properties, Inc. All Rights Reserved																				

Copyright (c) 2024-2025 NBA Properties, INC. All Rights Reserved.

GAME 3

GAME 4

NATIONAL BASKETBALL ASSOCIATION										OFFICIAL SCORER'S REPORT FINAL BOX									
Saturday, October 26, 2024 Capital One Arena, Washington, DC										Game Duration: 2:23 Attendance: 15156									
VISITOR: Cleveland Cavaliers (3-0)																			
	POS	MIN	FG	FGA	3P	3PA	FT	FTA	OR	DR	TOT	A	PF	ST	TO	BS	+/-	PTS	
32 Dean Wade	F	18:45	4	13	0	2	5	7	1	12	13	4	4	0	2	2	14	13	
4 Evan Mobley	C	25:04	10	10	0	0	3	4	1	4	5	1	1	0	2	13	23	30	
31 Jarrett Allen	G	29:18	11	18	6	11	2	3	1	3	4	5	1	4	5	0	18	30	
45 Donovan Mitchell	G	23:57	9	11	4	5	1	1	0	2	2	5	4	2	4	0	17	23	
10 Darius Garland																			
3 Caris LeVert		19:11	3	4	2	2	2	2	0	0	0	4	1	0	0	2	6	10	
5 Sam Merrill		19:35	3	8	3	7	2	2	1	1	2	1	2	1	1	0	12	11	
20 Georges Niang		21:14	1	7	1	6	0	0	3	3	6	1	2	1	0	0	7	3	
35 Isaac Okoro		18:54	0	4	0	1	3	5	3	2	5	1	2	2	1	2	4	3	
2 Ty Jerome		15:10	4	6	1	5	1	1	2	3	1	1	0	1	0	-4	14		
24 Jaylon Tyson		07:53	1	3	1	1	0	0	0	1	1	0	5	0	1	0	-3	3	
13 Tristan Thompson		05:19	0	0	0	0	0	0	4	0	1	1	0	1	0	1	0	-3	0
9 Craig Porter Jr.		03:22	0	0	0	0	0	0	0	2	2	1	0	0	0	2	-1	0	
240:00		47	88	18	39	23	34	11	37	48	27	27	13	16	10	19	135		
			53.4%			46.2%			67.6%										
HOME: WASHINGTON WIZARDS (0-2)																			
	POS	MIN	FG	FGA	3P	3PA	FT	FTA	OR	DR	TOT	A	PF	ST	TO	BS	+/-	PTS	
0 Blai Coulibaly	F	35:10	9	18	4	9	1	1	3	3	6	1	2	0	3	0	-15	23	
33 Kyle Kuzma	F	24:17	3	16	0	4	8	10	3	5	8	3	0	0	1	0	-17	14	
20 Alexandre Sarr	C	24:59	4	10	2	6	2	2	2	4	6	1	3	1	0	2	-18	12	
13 Jordan Poole	G	23:45	4	9	4	7	2	2	0	1	1	6	2	3	1	0	-17	14	
8 Carlton Carrington	G	25:17	2	8	2	4	4	4	0	2	2	4	5	2	4	0	-15	10	
17 Jonas Valanciunas	C	21:07	4	7	0	0	2	2	4	4	8	0	1	1	1	3	0	-9	10
24 Corey Kiser	F	20:23	4	9	2	6	0	0	0	0	1	1	2	2	0	1	0	-10	10
18 Kyshawn George	B	26:33	0	7	0	4	0	2	4	2	2	4	5	0	2	4	-2	2	
4 Jared Butler	F	11:11	3	4	1	1	2	2	0	1	1	3	2	1	0	1	1	8	
24 Marvin Bagley III	F	09:46	2	5	2	5	2	5	3	6	6	1	1	2	1	2	2	12	
1 Johnny Davis	F	06:13	1	3	0	0	0	0	1	0	1	1	2	0	0	0	2	2	
17 Patrick Baldwin Jr.	F	05:19	1	2	0	0	0	0	0	2	2	0	0	0	0	1	3	2	
7 Anthony Gill	DNP - Coach's Decision																		
22 Richaun Holmes	DNP - Coach's Decision																		
240:00		37	96	15	43	27	32	18	28	46	25	25	6	15	9	19	116		
			38.5%			34.9%			84.4%										
SCORE BY PERIOD																			
		1	2	3	4	FINAL													
Cavaliers		28	31	38	38														
WIZARDS		25	28	28	35	116													
Inactive: Cavaliers - Bates (G League - Two-Way), Strus (Injury/Illness - Right Ankle Sprain), Thor (G League - Two-Way), Travers (G League - Two-Way), Wade (G League - Two-Way), Wiggins (G League - Two-Way)																			
Points in the Paint: Cavaliers 20 (25/44), WIZARDS 40 (20/46)																			
Minutes Played: Cavaliers 19 (0:12), WIZARDS 19 (0:16)																			
Fast Break Points: Cavaliers 25 (6/13), WIZARDS 12 (6/11)																			
MM - Minutes played; FGMA - Field Goals Made/Attempted; FGA - Field Goal Percentage; 3PMA - Three-point Field Goals Made/Attempted; 3PA - Three-point Field Goal Percentage; FTM - Free Throws Made/Attempted; FT% - Free Throw Percentage; OR - Offensive Rebounds; DR - Defensive Rebounds; TOT - Total Rebounds; A - Assists; PF - Personal Fouls; ST - Steals; TO - Turnovers; BS - Blocks; PTS - Points; TM REB - Team Rebounds; TOT - Total Turnovers; DNP - Did Not Play; DND - Did Not Dress; NWT - Not With Team; 4+ - Plus/Minus; FGA - Flagrant Fouls Type 1 (and 2)																			

GAME 5

GAME 6

NATIONAL BASKETBALL ASSOCIATION										OFFICIAL SCORER'S REPORT FINAL BOX									
Wednesday, October 30, 2024 Rocket Mortgage FieldHouse, Cleveland, OH																			
Officials: #19 James Capers, #12 CJ Washington, #98 Sha'Rae Mitchell										Game Duration: 2:07 Attendance: 19432 (Sellout)									
VISITOR: Los Angeles Lakers (3-2)																			
	POS	MIN	FG	FGA	3P	3PA	FT	FTA	OR	DR	TOT	A	PF	ST	TO	BS	+/-	PTS	
28 Rui Hachimura	F	28:17	4	6	0	1	0	0	0	5	5	2	1	1	2	0	-11	8	
23 LeBron James	F	28:58	9	13	1	3	7	1	5	8	3	2	0	6	0	-17	26		
3 Anthony Davis	C	31:20	9	17	0	1	4	8	1	12	13	2	1	2	4	0	-18	22	
15 Austin Reaves	G	27:50	2	6	1	4	2	2	0	2	2	3	0	0	4	0	-14	7	
1 D'Angelo Russell	G	24:08	2	7	0	3	6	6	1	2	3	5	0	0	0	0	-8	10	
12 Max Christie		27:16	1	6	1	5	3	4	0	1	1	1	0	1	0	0	-19	6	
7 Gabe Vincent		16:09	2	5	1	3	0	0	0	0	0	0	0	0	1	0	-10	5	
11 Jaxson Hayes		19:04	2	2	0	0	2	2	1	3	2	2	1	1	0	0	-11	6	
4 Dalton Knecht		22:29	6	12	2	7	4	4	0	3	3	1	1	0	1	0	-11	18	
5 Cam Reddish		09:13	0	1	0	0	0	0	0	1	1	0	0	0	1	0	0	0	
9 Bronny James		05:16	1	2	0	1	0	0	0	0	0	2	0	1	0	0	-2	2	
35 Christian Wood																			
DND - Injury/Illness - Left Knee; Surgery Recovery																			
240:00										38 77 16 28 28 33 5 32 37 21 7 6 20 0 -24 110									
49.4%										21.4% 64.8%									
HOME: CLEVELAND CAVALIERS (5-0)																			
	POS	MIN	FG	FGA	3P	3PA	FT	FTA	OR	DR	TOT	A	PF	ST	TO	BS	+/-	PTS	
32 Dean Wade	F	26:27	3	7	2	6	0	2	0	3	3	2	2	3	1	0	11	8	
4 Evan Mobley	F	18:45	12	16	0	0	1	1	1	4	5	0	5	0	3	0	13	25	
31 Jarrett Allen	C	30:40	9	12	0	0	2	2	3	14	17	1	0	0	0	2	14	20	
45 Donovan Mitchell	G	30:27	10	20	4	10	0	0	1	2	3	7	3	3	2	0	5	24	
10 Darius Garland	G	22:11	5	14	2	7	0	0	0	0	0	10	3	2	2	0	16	12	
3 Chris LeVert		21:50	6	8	4	6	0	0	0	0	0	6	2	1	1	0	20	16	
5 Sam Merrill		21:16	1	4	1	4	0	0	0	0	0	3	2	2	0	0	25	3	
20 Georges Niang		21:33	2	4	1	3	0	0	1	1	2	2	3	1	2	0	13	5	
35 Isaac Okoro		19:59	1	3	1	2	0	0	0	0	0	5	1	0	0	4	3		
2 Ty Jerome		16:20	5	7	2	3	2	2	0	2	2	4	1	1	0	0	-5	14	
13 Tristan Thompson		05:16	2	2	0	0	1	0	0	3	3	1	0	0	1	0	2	4	
24 Jaylon Tyson		05:16	0	0	0	0	0	0	0	1	1	1	0	0	0	0	2	0	
240:00										56 97 17 41 5 8 6 30 36 37 26 14 12 2 24 134									
57.7%										41.5% 62.5%									
TM REB: 9										TOT TO: 12 (12 PTS)									
SCORE BY PERIOD										1 2 3 4 FINAL									
Lakers										23 25 31 31 110									
CAVALIERS										42 25 32 35 134									
Inactive: Lakers - Hood-Schifino (G League - On Assignment), Koloko (G League - Two-Way), Lewis (G League - On Assignment), Olivari (G League - Two-Way), Trease (G League - Two-Way), Vasilevich (Injury/Illness - Right Foot; Surgery Recovery)																			
Inactive: Cavaliers - Bates (G League - Two-Way), Porter Jr. (Injury/Illness - Right Thumb; Sprain), Strus (Injury/Illness - Right Ankle; Sprain), Thor (G League - Two-Way), Tavares (G League - Two-Way)																			
Points in the Paint: Lakers 56 (34/47), CAVALIERS 56 (34/47)										Biggest Lead: Lakers 4, CAVALIERS 28									
2nd Chance Points: Lakers 4 (2/5), CAVALIERS 11 (6/7)										Lead Changes: 7									
Fast Break Points: Lakers 28 (9/11), CAVALIERS 26 (11/15)										Times Tied: 0									
MIN - Minutes played; FGMA - Field Goals Made/Attempted; FGA - Field Goal Percentage; FGMA - Three-point Field Goals Made/Attempted; 3PA - Three-point Field Goal Percentage; FTMA - Free Throws Made/Attempted; FTA - Free Throw Percentage; OR - Offensive Rebounds; DR - Defensive Rebounds; TOT - Total Rebounds; A - Assists; PF - Personal Fouls; ST - Steals; TO - Turnovers; BS - Blocks; PTS - Points; TM REB - Team Rebounds; TOT TO - Total Turnovers; DNP - Did Not Play; DND - Did Not Dress; NWT - Not With Team; +/- = Plus/Minus; FLGX - Flagrant Foul Type x (x=1-2)																			
Flagrant Fouls																			
Lakers (1): 1053 4th Drive-FLG1																			
CAVALIERS (0): NONE																			
MEMO: Jarrett Allen has season high in rebounds.																			

COPYRIGHT © 2024-2025 NBA Properties, INC. All Rights Reserved

Copyright (c) 2024-2025 NBA Properties, Inc. All Rights Reserved.

NATIONAL BASKETBALL ASSOCIATION

OFFICIAL SCORER'S REPORT
FINAL BOX

Friday, November 1, 2024 Rocket Mortgage FieldHouse, Cleveland, OH

Officials: #39 Tyler Ford, #26 Pat Fraher, #82 Suyash Mehta

Game Duration: 2:20
Attendance: 19432 (Sellout)

VISITOR: Orlando Magic (3-3)

POS	MIN	FG	FGA	3P	3PA	FT	FTA	OR	DR	TOT	A	PF	ST	TO	BS	+/-	PTS	
3 Kentavious Caldwell-Pope	F	27:30	2	3	1	2	2	2	0	1	1	1	3	1	0	0	-13	7
22 Franz Wagner	F	30:04	8	19	0	2	1	3	2	6	8	6	3	1	4	0	-11	17
21 Moritz Wagner	C	27:34	5	9	0	2	4	7	0	5	5	0	0	2	2	0	-14	14
0 Anthony Black	G	27:30	3	8	1	3	0	0	0	2	2	6	2	0	0	0	-13	7
4 Jalen Suggs	G	36:33	10	20	1	7	0	7	8	1	7	8	7	2	3	1	-8	28
23 Tristan da Silva		20:08	6	8	3	3	2	3	2	3	5	2	3	0	0	0	2	17
50 Cole Anthony		08:04	1	4	0	0	0	1	0	1	1	2	1	0	1	0	1	2
14 Gary Harris		20:19	0	4	0	2	0	0	0	1	1	0	1	1	1	0	-3	0
1 Jonathan Isaac		16:35	2	6	1	4	0	0	0	2	2	4	0	1	2	1	-10	5
13 Jett Howard		17:27	3	7	3	6	0	0	0	3	3	0	0	0	0	0	9	9
2 Caleb Houstan		04:08	0	1	0	1	0	0	0	0	0	0	0	0	0	0	7	0
10 Cory Joseph		04:08	1	1	1	1	0	0	0	1	1	2	0	0	0	1	7	3
DND - Injury/Illness - Left Foot; Tendon Strain																		
DND - Injury/Illness - Right Knee; Tendinitis																		
240:00 41 90 11 33 16 24 7 32 39 26 17 10 14 4 -11 109																		
45.6% 33.3% 66.7%																		

HOME: CLEVELAND CAVALIERS (6-0)

POS	MIN	FG	FGA	3P	3PA	FT	FTA	OR	DR	TOT	A	PF	ST	TO	BS	+/-	PTS						
32 Dean Wade	F	24:22	1	3	1	2	2	3	1	2	3	2	1	0	0	0	4	5					
4 Evan Mobley	F	29:45	6	11	1	3	1	1	1	11	12	3	1	1	3	1	9	14					
31 Jarrett Allen	C	28:28	1	3	0	0	0	2	9	11	1	2	1	2	1	2	12	2					
45 Donovan Mitchell	G	22:04	9	15	2	5	2	2	3	3	3	1	5	0	1	5	22	28					
10 Darius Garland	G	28:33	8	16	3	9	6	6	1	2	3	4	5	1	3	1	10	25					
3 Chris LeVert		22:20	5	12	2	7	1	2	0	3	3	7	2	0	2	0	18	13					
5 Sam Merrill		20:04	2	3	2	3	0	0	0	2	2	1	3	0	0	0	5	6					
20 Georges Niang		16:07	3	5	1	2	0	0	0	3	3	2	2	0	1	0	10	7					
35 Isaiah Hartnett		19:21	3	7	2	4	1	0	1	0	1	0	1	0	0	0	-7	9					
2 Ty Jerome		21:00	3	9	1	3	2	2	0	6	6	2	0	2	0	0	3	9					
13 Tristan Thompson		03:58	2	2	0	0	0	0	0	0	0	0	0	0	0	0	-5	4					
33 Luke Travers		03:58	1	1	0	0	2	2	1	1	2	2	0	0	0	1	-5	4					
240:00 44 87 15 38 17 20 7 42 49 25 21 6 12 4 -11 120																							
				50.6%				39.5%				85%				TM REB: 4				TOT TO: 13 (17 PTS)			

SCORE BY PERIOD

	1	2	3	4	FINAL
Orlando Magic	26	34	31	10	101
Cleveland Cavaliers	34	29	32	25	120

Inactive: Magic - Banchero (Injury/Illness - Right Ankle; Tear), McClung (G League - Two-Way), Queen (G League - Two-Way)

Inactive: Cavaliers - Bates (G League - Two-Way), Porter Jr. (Injury/Illness - Right Thigh; Sprain), Stue (Injury/Illness - Right Ankle; Sprain), Thor (G League - Two-Way), Tyson (Injury/Illness - Left Hip; Tightness)

Points in the Paint: Magic 56 (29/52), CAVALIERS 46 (23/48)

2nd Chance Points: Magic 14 (5/7), CAVALIERS 7 (3/7)

Fast Break Points: Magic 21 (6/15), CAVALIERS 26 (9/7)

Biggest Lead: Magic 0, CAVALIERS 22

Lead Changes: 0

Times Tied: 1

MIN - Minutes played; FGA - Field Goals Made/Attempted; FG% - Field Goal Percentage; 3PA - Three-Point Field Goals Made/Attempted; 3P% - Three-Point Percentage; FTA - Free Throws Made/Attempted; FT% - Free Throw Percentage; OR - Offensive Rebounds; DR - Defensive Rebounds; TOT - Total Rebounds; A - Assists; PF - Personal Fouls; ST - Steals; TO - Turnovers; BB - Blocks; PTS - Team Rebounds; TM REB - Total Turnovers; DNP - Did Not Play; DND - Did Not Dress; NWI - Not With Team; +/- = Plus/Minus; FLOG - Fagant foul (Foul x=1-2)

MEMO: Career high in points for Jalen Suggs

Copyright (c) 2024-2025 NBA Properties, Inc. All Rights Reserved

GAME 9

NATIONAL BASKETBALL ASSOCIATION										OFFICIAL SCORER'S REPORT FINAL BOX											
Wednesday, November 6, 2024 Smoothie King Center, New Orleans, LA																					
Officials: #58 Josh Tiven, #52 Scott Twardoski, #73 Intae Hwang										Game Duration: 2:11 Attendance: 15694											
VISITOR: Cleveland Cavaliers (9-0)																					
POS	MIN	FG	FGA	3P	3PA	FT	FTA	OR	DR	TOT	A	PF	ST	TO	BS	+/-	PTS				
35 Isaac Okoro	F 23:52	3	3	1	1	0	0	1	3	4	3	0	0	0	0	6	7				
4 Evan Mobley	F 28:31	7	16	0	1	1	3	5	4	9	3	6	0	1	3	-7	15				
31 Jarrett Allen	C 34:48	7	10	0	0	2	2	2	12	14	2	5	1	0	2	24	16				
45 Donovan Mitchell	G 33:43	10	20	3	9	6	6	0	4	4	3	1	2	1	4	29					
10 Darius Garland	G 29:58	5	10	4	6	0	0	0	1	1	9	2	1	3	1	14	14				
20 Georges Niang	21:08	4	8	1	5	0	0	0	2	2	2	2	0	0	0	1	-7	9			
3 Caris LeVert	27:47	7	13	2	4	0	0	2	4	6	6	0	1	1	0	6	16				
5 Sam Merrill	19:12	3	6	3	6	0	0	1	1	2	0	3	0	2	0	0	9				
2 Ty Jerome	15:48	4	7	2	2	1	2	1	2	3	5	1	2	1	0	1	11				
9 Craig Porter Jr.	05:13	2	3	1	1	0	0	0	1	1	0	1	0	1	2	4	5				
13 Tristan Thompson	DNP - Coach's Decision																				
15 JT Thor	DNP - Coach's Decision																				
33 Luke Travers	DNP - Coach's Decision																				
24 Jaylon Tyson	DNP - Coach's Decision																				
240:00		52	96	17	35	10	13	12	34	46	33	21	6	11	10	9	131				
		54.2%		48.6%		78.9%				TM REB: 9		TOT TO: 13 (19 PTS)									
HOME: NEW ORLEANS PELICANS (3-6)																					
POS	MIN	FG	FGA	3P	3PA	FT	FTA	OR	DR	TOT	A	PF	ST	TO	BS	+/-	PTS				
14 Brandon Ingram	F 38:42	9	20	2	8	0	0	0	5	5	5	2	1	2	1	-17	20				
1 Zion Williamson	F 29:12	9	18	0	0	11	13	2	6	8	4	3	1	4	1	-3	29				
21 Yves Missi	C 18:47	4	8	0	0	2	3	3	1	4	0	1	0	1	3	-2	10				
11 Brandon Boston Jr.	G 38:23	4	11	2	5	4	4	2	0	2	5	1	0	0	1	-3	14				
15 Jose Alvarado	G 35:19	10	14	7	7	0	0	0	2	2	5	4	3	1	0	1	27				
50 Jeremiah Robinson-Earl	25:33	1	3	0	1	2	2	1	4	5	1	1	0	0	1	-7	4				
4 Javonte Green	29:36	4	6	1	2	2	2	0	3	3	0	1	3	0	0	1	11				
24 Jordan Hawkins	18:31	1	7	1	4	4	4	0	4	4	1	0	0	1	1	-10	7				
10 Daniel Theis	05:50	0	1	0	0	0	0	0	0	0	1	0	0	0	0	-5	0				
8 Jamal Cain	00:07	0	0	0	0	0	0	0	0	0	0	0	0	0	0	0	0				
55 Trey Jemison III	DNP - Coach's Decision																				
20 Jaylen Nowell	DNP - Coach's Decision																				
12 Antonio Reeves	DNP - Coach's Decision																				
240:00		42	88	13	27	25	28	8	25	33	21	14	8	9	8	-9	122				
		47.7%		48.1%		89.3%				TM REB: 8		TOT TO: 10 (13 PTS)									
SCORE BY PERIOD										1	2	3	4	FINAL							
Cavaliers										29	30	40	32	131							
PELICANS										34	25	29	34	122							
Inactive: Cavaliers - Bates (G League - Two-Way), Strus (Injury/Illness - Right Ankle; Sprain), Wade (Injury/Illness - Illness; Illness)																					
Inactive: Pelicans - Jones (Injury/Illness - Right Shoulder; Strain), Melton (G League - On Assignment), McCollum (Injury/Illness - Right Adductor; Strain), Murphy III (Injury/Illness - Right Hamstring; Strain), Murray (Injury/Illness - Left Hand; Fracture)																					
Points in the Paint: Cavaliers 64 (32/32), PELICANS 56 (28/27)																					
2nd Chance Points: Cavaliers 15 (7/13), PELICANS 13 (5/11)																					
Fast Break Points: Cavaliers 26 (10/12), PELICANS 14 (6/7)																					
MIN - Minutes played; FGA-A = Field Goals Made/Attempted; FG% = Field Goal Percentage; 3PA-A = Three-point Field Goals Made/Attempted; 3P% = Three-point Field Goal Percentage; FTA-A = Free Throws Made/Attempted; FT% = Free Throw Percentage; OR = Offensive Rebounds; DR = Defensive Rebounds; TOT = Total Rebounds; A = Assists; PF = Personal Fouls; ST = Steals; TO = Turnovers; BS = Blocks; PTS = Points; TM REB = Team Rebounds; TOT TO = Total Turnovers; DNP = Did Not Play; DND = Did Not Dress; NWT = Not With Team; +/- = Plus/Minus; FLG+ = Flagrant Foul Type (+/-12)																					
Copyright (c) 2024-2025 NBA Properties, INC. All Rights Reserved																					

GAME 10

<

GAME 14

NATIONAL BASKETBALL ASSOCIATION

OFFICIAL SCORER'S REPORT
FINAL BOX

Friday, November 24, 2024 Rocket Mortgage FieldHouse, Cleveland, OH

Game Duration: 2:11
Attendance: 19432 (Sellout)

Officials: #15 Zach Zarba, #32 Marat Kogut, #78 Evan Scott

VISITOR: Chicago Bulls (5-8)

	POS	MIN	FG	FGA	3P	3PA	FT	FTA	OR	DR	TOT	A	Pf	ST	TO	Bs	+/-	PTS	
8 Zach LaVine	F	37:08	4	16	0	3	0	0	0	4	4	9	5	0	1	1	-5	8	
44 Patrick Williams	F	34:21	5	7	4	5	3	4	1	2	3	9	1	1	3	1	-4	17	
9 Nikola Vucevic	C	32:59	11	16	2	4	1	1	0	8	8	2	1	0	2	0	-13	25	
0 Coby White	G	29:53	8	15	6	11	7	7	0	1	1	3	3	2	4	0	-11	29	
3 Josh Giddey	G	15:11	2	9	1	5	0	0	0	3	3	1	4	1	0	0	-27	5	
11 Ayo Dosunmu		26:13	6	9	2	3	1	2	1	4	5	4	5	1	2	1	-17	15	
7 Jalen Smith		14:08	2	3	0	1	2	2	0	3	3	1	0	0	0	0	0	6	
15 Julian Phillips		21:09	1	5	1	5	1	2	0	6	6	1	1	1	0	-6	4		
25 Dalen Terry		18:15	2	4	1	2	1	2	1	0	1	2	0	1	4	0	-6	6	
14 Matas Buzelis		08:26	3	3	3	3	0	0	0	2	2	0	0	0	0	1	8	9	
22 Talen Horton-Tucker		00:46	0	0	0	0	0	0	0	0	0	0	0	0	0	0	-3	0	
27 Chris Duarte		06:46	1	1	0	0	0	0	0	0	0	0	0	0	0	0	-3	2	
32 E.J. Liddell		00:46	0	0	0	0	0	0	0	0	0	0	0	0	0	0	-3	0	
5 Jevon Carter		DNP - Coach's Decision																	
13 Torrey Craig		DNP - Coach's Decision																	
240:00			45	88	20	42	16	20	3	33	36	32	20	7	17	4	-18	126	
			51.1%			47.6%			80%			TM REB: 9			TOT TO: 17 (22 PTS)				

HOME: CLEVELAND CAVALIERS (14-0)

	POS	MIN	FG	FGA	3P	3PA	FT	FTA	OR	DR	TOT	A	Pf	ST	TO	Bs	+/-	PTS	
35 Isaac Okoro	F	26:04	2	4	0	2	0	0	0	1	1	3	2	2	0	1	3	4	
20 Georges Niang	F	24:52	5	8	4	7	0	0	0	8	8	0	3	1	1	0	7	14	
31 Jarrett Allen	C	36:33	11	15	0	0	2	2	1	9	10	3	0	3	2	2	9	24	
45 Donovan Mitchell	G	34:06	12	23	7	13	6	7	0	7	7	4	2	1	1	2	11	37	
10 Darius Garland	G	34:09	9	18	4	7	7	7	0	3	3	9	2	1	5	0	18	29	
12 Dean Wade		28:50	1	5	1	5	2	2	1	2	3	1	3	1	1	1	20	5	
3 Chris LeVert		26:04	7	10	4	5	4	5	1	2	3	8	2	0	2	0	18	22	
2 Ty Jerome		19:13	3	8	1	4	0	0	1	3	4	4	2	0	0	0	11	7	
31 Jarrion Thompson		04:32	1	1	0	0	0	0	1	0	0	0	1	0	1	0	-2	2	
9 Craig Porter Jr.		05:37	0	1	0	0	0	0	0	1	1	1	0	0	0	0	-5	0	
15 JT Thor		DNP - Coach's Decision																	
31 Luke Travers		DNP - Coach's Decision																	
24 Jaylon Tyson		DNP - Coach's Decision																	
240:00			51	93	21	43	21	24	4	36	40	33	16	11	13	6	18	144	
			54.8%			48.8%			87.5%			TM REB: 7			TOT TO: 13 (14 PTS)				

SCORE BY PERIOD

	1	2	3	4	FINAL
Bulls	34	39	29	24	126
CAVALIERS	49	28	30	37	144

Inactive: Bulls (Injury/Illness - Right Wrist: Sprain), Benigno (G League - Two-Way), Steward (G League - Two-Way)

Inactive: Cavaliers - Bates (G League - Two-Way), Merrill (Injury/Illness - Left Ankle: Soreness), Mobley (Injury/Illness - Itiness: Itiness), Strus (Injury/Illness - Itiness: Itiness)

Points in the Paint: Bulls 40 (20/34), CAVALIERS 22 (26/40)

2nd Quarter: Bulls 12 (6/8), CAVALIERS 10 (5/8)

Fast Break Points: Bulls 11 (5/13), CAVALIERS 14 (5/9)

Biggest Lead: Bulls 19, CAVALIERS 19

Lead Changes: 4

Times Tied: 2

Copyright (c) 2024-2025 NBA Properties, Inc. All Rights Reserved

GAME 16

</

GAME 21

NATIONAL BASKETBALL ASSOCIATION										OFFICIAL SCORER'S REPORT FINAL BOX										
Sunday, December 1, 2024 Rocket Mortgage FieldHouse, Cleveland, OH										Game Duration: 2:16										
Officials: #14 Ed Malloy, #68 Jacyn Goble, #11 Derrick Collins										Attendance: 19432 (Sellout)										
VISITOR: Boston Celtics (16-4)																				
	POS	MIN	FG	FGA	3P	3PA	FT	FTA	OR	DR	TOT	A	PF	ST	TO	BS	+/-	PTS		
0 Jayson Tatum	F	37:48	12	27	4	9	5	5	0	8	8	4	2	1	2	1	1	33		
42 Al Horford	F	30:20	3	10	2	9	0	0	2	3	5	1	1	1	0	1	6	8		
8 Kristaps Porzingis	C	32:02	7	17	3	7	4	4	1	7	8	2	2	3	0	0	-5	21		
30 Sam Hauser	G	36:05	5	8	3	6	0	0	2	3	5	2	6	3	1	0	3	13		
4 Jrue Holiday	G	33:53	2	9	0	3	0	0	2	1	3	5	1	2	3	0	-11	4		
11 Payton Pritchard		36:07	7	16	3	10	7	8	1	6	7	3	2	0	1	1	-11	24		
40 Luke Kornet		08:41	0	2	0	0	0	0	0	5	5	0	0	0	0	3	1	0		
13 Drew Peterson		24:57	2	6	2	5	2	2	1	3	4	0	4	1	1	0	0	8		
44 Jaden Springer		00:07	0	0	0	0	0	0	1	0	1	0	1	0	0	0	-4	0		
20 JD Davison	DNP - Coach's Decision																			
88 Neemias Queta	DNP - Coach's Decision																			
55 Baylor Scheierman	DNP - Coach's Decision																			
26 Xavier Tillman	DNP - Coach's Decision																			
27 Jordan Walsh	DNP - Coach's Decision																			
		240:00	38	95	17	49	18	19	10	36	46	17	19	11	8	6	-4	111		
				40%		34.7%		94.7%				TM REB: 5				TOT TO: 11 (14 PTS)				
HOME: CLEVELAND CAVALIERS (18-3)																				
	POS	MIN	FG	FGA	3P	3PA	FT	FTA	OR	DR	TOT	A	PF	ST	TO	BS	+/-	PTS		
35 Isaac Okoro	F	24:01	2	2	2	2	2	0	0	1	1	2	2	4	0	0	2	-9	6	
4 Evan Mobley	F	35:22	4	13	0	2	1	2	1	9	10	4	3	1	5	3	7	9		
31 Jarrett Allen	C	31:43	4	6	0	0	0	1	2	8	10	0	2	1	1	0	-6	8		
45 Donovan Mitchell	G	35:22	12	21	6	11	5	8	1	6	7	3	3	2	3	1	7	35		
10 Darius Garland	G	32:20	5	12	4	6	8	8	0	5	5	8	4	0	0	0	0	22		
3 Chris LeVert		23:25	6	11	1	4	0	0	0	6	6	1	1	1	5	0	4	13		
5 Sam Merrill		20:41	1	5	1	5	0	0	0	1	1	2	0	0	1	1	16	3		
20 Georges Niang		21:54	4	6	3	3	2	2	1	1	2	1	0	0	1	0	8	13		
2 Ty Jerome		11:15	1	4	0	3	4	4	0	0	0	1	1	0	1	0	-4	6		
24 Jaylon Tyson		03:57	0	0	0	0	0	0	0	1	1	0	2	0	0	0	-3	0		
9 Craig Porter Jr.	DNP - Coach's Decision																			
13 Tristan Thompson	DNP - Coach's Decision																			
		240:00	39	80	17	36	20	25	6	38	44	22	20	5	17	7	4	115		
				48.8%		47.2%		80%				TM REB: 9				TOT TO: 18 (18 PTS)				
SCORE BY PERIOD																				
		1	2	3	4	FINAL														
		Celtics	24	25	35	27	111													
		CAVALIERS	28	23	21	43	115													
Inactive: Celtics - Brown (Injury/Illness - Illness: Non-Covid), Watson (G League - Two-Way), White (Injury/Illness - Right Foot: Sprain)																				
Inactive: Cavaliers - Bates (G League - Two-Way), Strus (Injury/Illness - Right Ankle: Sprain), Thor (G League - Two-Way), Travers (G League - Two-Way), Wade (Injury/Illness - Left Ankle: Sprain)																				
Points in the Paint: Celtics 24 (12/8), CAVALIERS 40 (20/36)																				
2nd Chance Points: Celtics 13 (5/10), CAVALIERS 8 (4/7)																				
Fast Break Points: Celtics 3 (1/7), CAVALIERS 7 (3/8)																				
MEMO: Kristaps Porzingis ties season high in points																				

Copyright (c) 2024-2025 NBA Properties, Inc. All Rights Reserved

Copyright (c) 2024-2025 NBA Properties, Inc. All Rights Reserved.

GAME 22

NATIONAL BASKETBALL ASSOCIATION										OFFICIAL SCORER'S REPORT FINAL BOX									
Tuesday, December 3, 2024 Rocket Mortgage FieldHouse, Cleveland, OH										Game Duration: 2:09 Attendance: 19432 (Sellout)									
Officials: #4 Sean Wright, #37 Eric Dalen, #94 JD Ralls																			
VISITOR: Washington Wizards (2-17)																			
	POS	MIN	FG	FGA	3P	3PA	FT	FTA	OR	DR	TOT	A	PF	ST	TO	BS	+/-	PTS	
0 Bilal Coulibaly	F	31:07	1	7	0	1	4	5	2	5	7	4	2	1	0	0	-23	6	
20 Alexandre Sarr	F	27:14	4	10	1	4	1	2	3	6	9	2	3	1	4	2	-19	10	
17 Jonas Valanciunas	C	16:55	5	9	0	0	3	4	4	7	11	0	0	1	1	1	-13	13	
15 Malcolm Brogdon	G	21:32	2	9	0	3	2	2	2	0	2	1	2	0	1	0	-13	6	
13 Jordan Poole	G	24:10	4	11	1	4	4	6	0	1	1	4	4	0	5	0	-25	13	
18 Kyshawn George		11:21	0	2	0	2	0	0	1	5	6	2	1	0	0	1	-5	0	
8 Carlton Carrington		35:40	5	12	2	6	1	1	0	7	7	2	3	0	5	0	-20	13	
24 Corey Kispert		09:02	1	4	0	1	2	2	0	2	2	2	1	0	0	1	3	4	
35 Marvin Bagley III		02:25	0	0	0	0	0	0	0	0	0	0	1	0	1	0	-8	0	
1 Johnny Davis		10:54	1	3	0	2	0	0	0	2	2	0	0	0	0	0	-14	2	
4 Jared Butler		16:42	5	9	0	2	0	0	0	0	0	1	1	0	0	0	-3	10	
16 Anthony Gill		18:24	2	3	0	1	0	1	0	2	2	0	1	0	0	0	-11	4	
22 Richaun Holmes		12:34	2	4	0	2	2	1	2	3	3	0	0	0	2	2	-4	6	
		240:00	32	83	4	26	19	25	13	39	52	18	21	4	20	8	-31	87	
										TM REB:	6								
HOME: CLEVELAND CAVALIERS (19-3)																			
	POS	MIN	FG	FGA	3P	3PA	FT	FTA	OR	DR	TOT	A	PF	ST	TO	BS	+/-	PTS	
35 Isaac Okoro	F	30:18	3	8	2	5	1	1	2	3	5	3	2	1	1	1	22	9	
4 Evan Mobley	F	31:02	6	12	1	2	6	8	1	9	10	2	2	0	2	2	23	19	
31 Jarrett Allen	C	24:47	5	6	0	1	1	2	1	2	3	1	2	2	2	0	17	11	
45 Donovan Mitchell	G	27:59	6	15	4	8	3	3	5	5	7	2	3	1	0	0	27	19	
10 Darius Garland	G	16:41	4	7	2	5	2	2	0	0	0	0	3	1	2	0	16	12	
3 Chris LeVert		24:20	3	9	1	4	3	7	0	2	2	3	0	1	2	0	4	10	
20 Georges Niang		26:04	6	9	2	5	0	0	0	6	6	6	1	5	0	0	17	14	
5 Sam Merrill		23:04	5	10	4	9	0	0	1	2	3	6	3	2	0	1	16	14	
32 Dean Wade		18:42	0	5	0	5	0	2	0	0	6	6	1	1	1	0	0	1	
2 Ty Jerome		05:41	1	1	0	0	0	0	0	0	0	2	0	0	0	0	4	2	
13 Tristan Thompson		05:41	3	4	0	1	0	1	2	3	1	0	1	0	1	0	4	6	
24 Jaylon Tyson		05:41	1	3	0	1	0	0	1	1	2	1	0	0	0	0	4	2	
		240:00	43	89	16	46	16	25	7	38	45	31	20	11	11	4	31	118	
SCORE BY PERIOD										FINAL									
		1	2	3	4	FINAL													
Wizards		20	25	26	20	87													
CAVALIERS		35	25	26	32	118													
Inactive: Wizards - Satwain Jr. (Injury/Illness - Right Ankle; Soreness), Bey (Injury/Illness - Left Knee; ACL surgery), Champagnie @, Kuzma (Injury/Illness - Left Rib; Rib sprain), Vukcevic (Injury/Illness - Left Knee; Knee contusion)																			
Inactive: Cavaliers - Bates (G League - Two-Way), Jerome (Injury/Illness - Illness; Illness), Strus (Injury/Illness - Right Ankle; Sprain), Thor (G League - Two-Way), Travers (G League - Two-Way)																			
Points in the Paint: Wizards 46 (23/44), CAVALIERS 50 (25/40)																			
2nd Chance Points: Wizards 7 (1/10), CAVALIERS 6 (6/7)																			
Fast Break Points: Wizards 16 (6/10), CAVALIERS 9 (4/9)																			
Technical Fouls - Non-Unsportsmanlike																			
Wizards (0); NONE																			
CAVALIERS (1); Mitchell 6:39 4th (Defensive Three Seconds)																			

Copyright (c) 2024-2025 NBA Properties, Inc. All Rights Reserved

GAME 25

NATIONAL BASKETBALL ASSOCIATION										OFFICIAL SCORER'S REPORT FINAL BOX										
Sunday, December 8, 2024 Kaseya Center, Miami, FL										Game Duration: 2:11										
Officials: #27 Mitchell Ervin, #33 Sean Corbin, #78 Evan Scott										Attendance: 19600 (Sellout)										
VISITOR: Cleveland Cavaliers (21-4)																				
POS	MIN	FG	FGA	3P	3PA	FT	FTA	OR	DR	TOT	A	PF	ST	TO	BS	+/-	PTS			
32 Dean Wade	F	29:05	3	7	3	7	2	1	7	8	0	1	1	0	1	-9	11			
4 Evan Mobley	F	11:46	2	4	0	1	0	0	3	3	0	0	1	1	0	-11	4			
31 Jarrett Allen	C	28:38	3	7	0	0	0	0	0	7	7	1	2	0	1	0	-11	6		
45 Donovan Mitchell	G	30:50	5	16	1	5	1	1	0	1	1	5	1	2	3	0	-16	12		
10 Darius Garland	G	32:23	9	19	2	6	3	4	0	5	5	5	1	0	2	0	-11	23		
3 Caris LeVert		28:55	5	7	2	2	1	1	0	2	2	4	4	0	0	0	-4	13		
20 Georges Niang		31:28	5	7	3	4	2	2	2	4	6	2	2	1	1	0	-11	15		
5 Sam Merrill		20:41	3	6	2	5	2	2	0	0	0	2	4	0	1	0	-5	10		
2 Ty Jerome		21:17	4	11	0	2	6	6	2	2	4	6	3	0	0	0	-4	14		
15 JT Thor		01:39	2	2	1	1	0	0	0	0	0	0	0	0	0	0	5	5		
24 Jaylon Tyson		01:39	0	0	0	0	0	0	0	0	0	0	0	0	0	0	5	0		
33 Luke Travers		01:39	0	0	0	0	0	0	0	0	0	0	0	0	0	0	5	0		
13 Tristan Thompson		DNP - Coach's Decision																		
		240:00	41	86	14	33	17	18	5	31	36	25	18	5	9	1	-9	113		
			47.7%		42.4%		94.4%			TM REB: 2							TOT TO: 9 (15 PTS)			
HOME: MIAMI HEAT (12-10)																				
POS	MIN	FG	FGA	3P	3PA	FT	FTA	OR	DR	TOT	A	PF	ST	TO	BS	+/-	PTS			
22 Jimmy Butler	F	35:16	6	12	0	2	6	8	1	2	3	5	0	2	1	0	10	18		
24 Haywood Highsmith	F	23:31	0	2	0	2	0	0	0	5	5	1	3	0	2	0	9	0		
13 Bam Adebayo	C	36:02	7	14	2	4	0	0	0	1	12	13	6	2	0	1	20	16		
55 Duncan Robinson	G	27:48	7	11	4	6	5	5	0	3	3	1	2	1	1	0	11	23		
14 Tyler Herro	G	35:52	10	19	5	9	9	9	2	4	6	7	2	0	2	0	5	34		
42 Kevin Love		04:50	0	1	0	1	0	0	0	0	0	0	0	0	0	0	-11	0		
12 Dru Smith		25:38	4	9	3	6	0	0	3	1	4	2	2	0	2	0	-2	11		
11 Jaime Jaquez Jr.		15:57	1	4	0	2	2	2	1	2	3	2	2	1	2	0	-7	4		
2 Terry Rozier		27:58	6	14	2	5	0	0	2	7	9	3	1	0	1	0	10	14		
31 Thomas Bryant		07:08	0	0	0	0	2	2	0	1	1	1	0	1	0	2	0	2		
18 Alec Burks		DNP - Coach's Decision																		
16 Keshad Johnson		DNP - Coach's Decision																		
5 Nikola Jovic		DNP - Coach's Decision																		
9 Pelle Larsson		DND - Injury/Illness - Right Ankle; Sprain																		
0 Josh Richardson		DNP - Coach's Decision																		
		240:00	41	86	16	37	24	26	10	37	47	27	15	4	11	4	9	122		
			47.7%		43.2%		92.3%			TM REB: 8							TOT TO: 12 (13 PTS)			
SCORE BY PERIOD										1	2	3	4	FINAL						
Cavaliers										25	26	29	33	113						
HEAT										21	38	31	32	122						
Inactive: Cavaliers - Bates (G League - Two-Way), Ware (G League - On Assignment), Porter Jr. (Injury/Illness - Illness; Illness), Strus (Injury/Illness - Right Ankle; Sprain)																				
2nd Chance Points: Cavaliers 10 (4/6), HEAT 19 (9/9)																				
Biggest Lead: Cavaliers 6, HEAT 15																				
Lead Changes: 4																				
Times Tied: 8																				

Copyright (c) 2024-2025 NBA Properties, Inc. All Rights Reserved

Copyright (c) 2024-2025 NBA Properties, Inc. All Rights Reserved.

GAME 26

NATIONAL BASKETBALL ASSOCIATION

Friday, December 13, 2024 Rocket Mortgage FieldHouse, Cleveland, OH
Officials: #26 Pat Fraher, #9 Natalie Sago, #17 Jonathan Sterling

Game Duration: 2:15
Attendance: 19432 (Sellout)

24 Score by Period

Wizards 25 29 26 25 105
CAVALIERS 25 32 30 28 115

Inactive: Wizards - Baldwin Jr. (G League - On Assignment), Bey (Injury/Illness - Left Knee: ACL Surgery), Bragdon (Injury/Illness - Left Hamstring: Inflammation), George (Injury/Illness - Left Ankle: Sprain), Kuzma (Injury/Illness - Left Rib: Sprain), Vukovic (Inflammation - Back: Medley (Injury/Illness - Left Rib: Sprain), Porter Jr. (G League - On Assignment), Staus (Injury/Illness - Right Ankle: Sprain), Travels.

First Break Points: Wizards 52 (5th), CAVALIERS 34 (17th)
Fast Break Points: Wizards 22 (9th), CAVALIERS 17 (9th)
Technical fouls - Individual
Wizards (1): Poole 2:01 2nd
CAVALIERS (0): NONE
Flagrant Fouls
Wizards (1): Poole 3rd Pone-FLG1
CAVALIERS (0): NONE
MEMO: Bilal Coulibaly ties career high in points

24 Visitor: Washington Wizards (3-20)

240:00 41 86 14 40 9 11 6 38 44 24 28 7 17 7 -10 105
47.7% 35% 81.8% TM REB: 12 TOT TO: 18 (26 PTS)

24 Home: CLEVELAND CAVALIERS (22-4)

240:00 36 91 15 50 28 40 16 34 50 27 14 10 11 5 10 115
39.6% 30% 70% TM REB: 12 TOT TO: 11 (PTS)

24 Score by Period

Wizards 25 29 26 25 105
CAVALIERS 25 32 30 28 115

Inactive: Wizards - Baldwin Jr. (G League - On Assignment), Bey (Injury/Illness - Left Knee: ACL Surgery), Bragdon (Injury/Illness - Left Hamstring: Inflammation), George (Injury/Illness - Left Ankle: Sprain), Kuzma (Injury/Illness - Left Rib: Sprain), Vukovic (Inflammation - Back: Medley (Injury/Illness - Left Rib: Sprain), Porter Jr. (G League - On Assignment), Staus (Injury/Illness - Right Ankle: Sprain), Travels.

First Break Points: Wizards 52 (5th), CAVALIERS 34 (17th)
Fast Break Points: Wizards 22 (9th), CAVALIERS 17 (9th)
Technical fouls - Individual
Wizards (1): Poole 2:01 2nd
CAVALIERS (0): NONE
Flagrant Fouls
Wizards (1): Poole 3rd Pone-FLG1
CAVALIERS (0): NONE
MEMO: Bilal Coulibaly ties career high in points

Copyright (c) 2024-2025 NBA Properties, Inc. All Rights Reserved

GAME 29

NATIONAL BASKETBALL ASSOCIATION										OFFICIAL SCORER'S REPORT FINAL BOX									
Saturday, December 21, 2024 Rocket Mortgage FieldHouse, Cleveland, OH																			
Officials: #25 Tony Brothers, #77 Karl Lane, #11 Derrick Collins										Game Duration: 2:06 Attendance: 19432 (Sellout)									
VISITOR: Philadelphia 76ers (9-17)																			
	POS	MIN	FG	FGA	3P	3PA	FT	FTA	OR	DR	TOT	A	PF	ST	TO	BS	+/-	PTS	
8 Paul George	F	27:11	4	12	1	4	2	2	1	4	5	1	1	1	3	0	-7	11	
1 KJ Martin	F	27:07	3	5	1	3	0	0	1	6	7	1	4	0	2	0	-6	7	
5 Andre Drummond	C	14:24	0	3	0	0	0	0	2	6	8	0	4	0	1	1	-11	0	
9 Kelly Oubre Jr.	G	27:17	3	11	1	5	2	5	2	3	5	0	1	1	1	1	-34	9	
0 Tyrese Maxey	G	33:00	8	21	5	10	6	8	0	1	1	3	0	1	1	0	-24	27	
16 Caleb Martin		28:58	3	10	0	3	2	4	2	1	3	3	4	1	1	0	-10	8	
28 Guerschon Yabusele		22:42	3	5	1	3	0	0	0	3	3	1	1	2	3	0	-14	7	
14 Ricky Council IV		21:28	2	7	1	3	6	6	2	3	5	0	0	1	1	0	-10	11	
7 Kyle Lowry		04:34	0	1	0	1	0	0	0	1	1	2	0	0	0	0	-2	0	
23 Eric Gordon		09:40	3	4	1	2	0	0	0	0	0	0	0	0	0	0	-9	7	
30 Adem Bona		11:39	1	1	0	0	1	1	1	2	3	1	1	0	0	0	-4	3	
11 Jeff Dowtin Jr.		12:00	4	5	0	0	1	1	0	0	0	1	0	0	0	0	-4	9	
00 Reggie Jackson		DNP - Coach's Decision																	
240:00		34	85	11	34	20	27	11	34	41	13	16	7	13	3	-27	99		
			40%			32.4%				74.1%									
HOME: CLEVELAND CAVALIERS (25-4)																			
	POS	MIN	FG	FGA	3P	3PA	FT	FTA	OR	DR	TOT	A	PF	ST	TO	BS	+/-	PTS	
32 Dean Wade	F	24:52	2	3	2	3	0	0	0	4	4	2	1	2	0	0	15	6	
4 Evan Mobley	F	30:11	10	14	1	2	1	5	3	10	13	7	1	2	1	1	10	22	
31 Jarrett Allen	C	24:47	2	5	0	0	2	3	1	5	6	2	1	1	2	0	7	6	
45 Donovan Mitchell	G	27:54	7	16	4	10	1	1	0	4	4	5	0	2	4	0	8	33	
10 Darius Garland	G	25:55	9	11	6	7	2	2	1	4	5	4	2	1	2	0	7	26	
3 Caris LeVert		21:56	5	11	2	6	0	0	0	1	1	3	1	2	3	0	36	12	
5 Sam Merrill		08:24	0	2	0	2	0	0	0	1	0	1	0	1	0	0	6	0	
20 Georges Niang		27:22	5	9	3	5	0	0	0	1	4	5	2	5	0	0	18	13	
2 Ty Jerome		23:57	4	11	3	7	0	0	2	2	4	4	2	0	1	0	20	11	
24 Jaylon Tyson		14:12	3	5	1	1	1	2	1	3	1	2	0	0	0	0	16	8	
9 Craig Porter Jr.		05:15	1	3	0	0	0	0	0	1	0	1	1	0	0	0	-4	2	
13 Tristan Thompson		05:15	0	0	0	0	0	1	2	1	1	2	0	1	0	0	-4	1	
240:00		48	90	22	43	8	15	13	36	49	31	18	8	13	1	27	126		
			53.3%			51.2%				53.3%									
SCORE BY PERIOD										FINAL									
		1	2	3	4														
		76ers	30	25	21	23													
		CAVALIERS	30	36	33	27													
Inactive: 76ers - Edwards (G League - Two-Way), Embiid (Rest), McCain (Injury/Illness - Left Knee; Meniscus Surgery), Nance (G League - Two-Way)																			
Inactive: Cavaliers - Bates (G League - Two-Way), Okoro (Injury/Illness - Right Shoulder; AC Joint Sprain), Strus (Injury/Illness - Right Ankle; Injury Management), Thor (G League - Two-Way), Travers (Injury/Illness - Right Ankle; Injury Management)																			
Points in the Paint: 76ers 38 (19/37), CAVALIERS 50 (25/24)																			
2nd Chance Points: 76ers 7 (5/10), CAVALIERS 12 (9/10)																			
Fast Break Points: 76ers 12 (6/6), CAVALIERS 23 (9/14)																			
Technical fouls - Non-Unsportsmanlike																			
76ers (0); NONE																			
CAVALIERS (1): Niang 0:05 1st (Defensive Three Seconds)																			
MEMO: Evan Mobley sets season high in assists																			

Copyright (c) 2024-2025 NBA Properties, Inc. All Rights Reserved

Copyright (c) 2024-2025 NBA Properties, INC. All Rights Reserved.

GAME 30

NATIONAL BASKETBALL ASSOCIATION

OFFICIAL SCORER'S REPORT

FINAL BOX

Monday, December 23, 2024 Rocket Mortgage FieldHouse, Cleveland, OH

Officials: #46 Ben Taylor, #3 Nick Buchert, #95 Tyler Ricks

Game Duration: 2:09
Attendance: 19432 (Sellout)

VISITOR: Utah Jazz (7-21)

	POS	MIN	FG	FGA	3P	3PA	FT	FTA	OR	DR	TOT	A	PF	ST	TO	BS	+/-	PTS	
23 Lauri Markkanen	F	31:58	7	21	6	14	6	7	3	4	7	1	2	0	1	0	-15	26	
25 Micah Potter	F	26:12	4	7	3	6	0	0	2	5	7	2	1	1	1	1	-8	11	
24 Walker Kessler	C	38:27	4	6	0	1	1	6	8	16	3	1	0	0	0	3	-15	9	
19 Svi Mykhailiuk	G	25:23	4	10	2	5	1	2	0	3	3	3	0	1	2	0	-16	11	
2 Collin Sexton	G	36:20	10	22	4	10	0	0	1	2	3	5	3	1	4	0	-13	24	
00 Jordan Clarkson		33:29	7	17	3	5	10	11	0	6	6	5	5	2	4	1	4	27	
13 Isiah Collier		13:38	0	1	0	0	0	0	1	0	1	4	2	0	1	0	3	0	
28 Bryce Sensabaugh		10:50	1	4	1	1	0	0	1	2	3	2	2	1	0	0	6	2	
22 Kyle Filipowski		09:33	0	2	0	0	0	0	1	3	4	2	2	0	1	0	4	0	
33 Johnny Juzang		14:10	1	2	1	2	0	0	0	1	0	1	0	2	0	2	0	-5	
15 Drew Eubanks		DNP - Coach's Decision																	
8 Patty Mills		DNP - Coach's Decision																	
5 Cody Williams		DNP - Coach's Decision																	
		240:00	38	92	19	44	18	26	18	33	51	27	20	6	16	5	-11	113	
			41.3%			43.2%				69.2%									
			TM REB: 15										TOT TO: 17 (17 PTS)						

HOME: CLEVELAND CAVALIERS (26-4)

	POS	MIN	FG	FGA	3P	3PA	FT	FTA	OR	DR	TOT	A	PF	ST	TO	BS	+/-	PTS	
5 Sam Merrill	F	23:58	6	12	6	11	2	2	1	0	1	4	2	3	1	0	2	20	
4 Evan Mobley	F	33:42	9	17	3	5	1	2	2	8	10	4	2	1	2	3	17	22	
31 Jarrett Allen	C	26:54	2	6	0	0	3	4	2	4	6	2	1	0	1	0	10	7	
45 Donovan Mitchell	G	33:42	7	15	4	8	4	5	0	3	3	7	2	3	1	0	17	22	
10 Darius Garland	G	32:41	8	14	3	6	4	5	1	2	3	8	1	1	2	0	21	23	
1 Max Strus		21:45	1	3	0	2	0	0	2	4	6	2	3	0	0	0	-4	2	
3 Caris LeVert		23:56	3	6	1	3	4	5	1	2	3	1	3	0	0	0	6	11	
20 Georges Niang		21:15	3	8	2	6	0	0	0	1	6	7	3	4	1	2	0	-1	
2 Ty Jerome		13:54	2	7	1	5	0	0	0	0	0	0	2	3	0	0	-7		
24 Jaylon Tyson		08:13	2	3	0	0	0	0	0	1	1	0	2	1	0	0	-6		
9 Craig Porter Jr.		DNP - Coach's Decision																	
13 Tristan Thompson		DNP - Coach's Decision																	
15 JT Thor		DNP - Coach's Decision																	
		240:00	45	91	20	46	18	23	10	30	40	33	23	10	9	3	11	124	
			47.3%			43.5%				78.3%									
			TM REB: 9										TOT TO: 9 (9 PTS)						

SCORE BY PERIOD

	1	2	3	4	FINAL
Utah Jazz	27	29	32	25	113
Cleveland Cavaliers	29	31	39	25	124

Inactive: Jazz - Collins (Injury/Illness - Left Hip; Contusion) | George (Injury/Illness - Left Ankle; Sprain), Hendricks (Injury/Illness - Right Fibula; Fracture).

Inactive: Cavaliers - Bates (G League - Two-Way), Okoro (Injury/Illness - Right Shoulder; AC Joint Sprain), Travers (G League - Two-Way), Wade

Points in the Paint: Jazz 28 (14/32), CAVALIERS 42 (21/41)

2nd Chance Points: Jazz 27 (9/18), CAVALIERS 17 (7/11)

Fast Break Points: Jazz 5 (0/5), CAVALIERS 21 (9/17)

Technical Fouls - Individual

Jazz (0); NONE

CAVALIERS (1) Season 740 4th

MEMO: Sam Merrill sets season high in points

MEMO: Jordan Clarkson sets season high in points

Biggest Lead: Jazz 4, CAVALIERS 17

Time Changed: 15

Times Tied: 8

Copyright (c) 2024-2025 NBA Properties, Inc. All Rights Reserved

GAME 37

NATIONAL BASKETBALL ASSOCIATION										OFFICIAL SCORER'S REPORT FINAL BOX															
Thursday, January 9, 2025 Rocket Mortgage FieldHouse, Cleveland, OH																									
Officials: #58 Josh Tiven, #68 Jacyn Goble, #61 Simone Jelks										Game Duration: 2:08 Attendance: 19432 (Sellout)															
VISITOR: Toronto Raptors (8-30)																									
	POS	MIN	FG	FGA	3P	3PA	FT	FTA	OR	DR	TOT	A	PF	ST	TO	BS	+/-	PTS							
9 RJ Barrett	F	37:50	8	15	2	6	2	3	0	5	5	5	2	2	4	0	-15	20							
4 Scottie Barnes	F	37:49	11	20	0	2	2	4	2	8	10	8	3	3	0	0	-7	24							
19 Jakob Poeltl	C	33:48	8	10	0	0	1	4	3	4	7	6	2	3	0	1	0	17							
1 Grady Dick	G	21:20	5	9	1	3	0	0	0	0	1	1	2	0	1	0	0	-1	11						
5 Immanuel Quickley	G	30:20	4	10	2	6	0	0	0	0	0	7	3	0	2	0	-13	10							
23 Jamal Shead		14:36	6	7	3	3	0	0	0	0	0	3	1	0	1	0	4	15							
25 Chris Boucher		26:42	9	14	5	8	0	0	3	9	12	0	1	1	0	1	10	23							
14 Ja'Kobe Walter		15:24	1	2	1	2	1	2	0	0	0	1	2	0	0	0	5	4							
41 Kelly Olynyk		06:23	0	0	0	0	0	0	0	0	0	1	1	0	1	0	0	0							
45 Davion Mitchell		15:48	1	2	0	1	0	0	1	1	2	2	0	0	0	0	-13	2							
11 Bruce Brown	DNP - Injury/Illness - Left Knee; Injury Management																								
17 Garrett Temple	DNP - Coach's Decision																								
240:00										58.6%	45.2%	46.2%	28	37	19	12	5	6	126						
										TM REB: 10															
										TOT TO: 13 (16 PTS)															
HOME: CLEVELAND CAVALIERS (33-4)																									
	POS	MIN	FG	FGA	3P	3PA	FT	FTA	OR	DR	TOT	A	PF	ST	TO	BS	+/-	PTS							
32 Dean Wade	F	28:39	2	6	1	5	0	0	1	4	5	2	1	1	1	0	12	5							
4 Evan Mobley	F	32:13	7	11	3	5	4	6	4	7	11	6	1	1	2	0	-1	21							
31 Jarrett Allen	C	28:30	8	9	0	0	2	4	6	9	15	3	1	1	0	2	8	18							
3 Caris LeVert	G	36:26	6	12	4	9	2	2	1	2	3	5	1	0	1	1	1	18							
10 Darius Garland	G	35:57	14	22	4	7	7	8	9	0	2	2	9	0	2	3	0	18	40						
1 Max Strus		24:56	4	7	4	7	0	0	1	1	2	3	0	1	2	0	-2	12							
2 Ty Jerome		20:07	2	5	0	1	4	4	2	0	2	1	0	2	1	0	-12	8							
20 Georges Niang		13:26	3	8	2	5	0	0	0	0	0	1	2	0	1	0	-13	8							
35 Isaac Okoro		07:32	0	5	0	4	0	0	0	1	1	2	1	0	0	0	6	0							
5 Sam Merrill		12:34	1	4	0	2	0	0	0	0	0	4	0	0	0	0	13	2							
21 Emoni Bates	DNP - Coach's Decision																								
9 Craig Porter Jr.	DNP - Coach's Decision																								
13 Tristan Thompson	DNP - Coach's Decision																								
15 JT Thor	DNP - Coach's Decision																								
24 Jaylon Tyson	DNP - Coach's Decision																								
240:00										47	89	18	45	20	25	16	26	42	31	11	8	11	3	6	132
										52.8%															
										40%															
										80%															
										TM REB: 1															
										TOT TO: 11 (15 PTS)															
SCORE BY PERIOD																									
	1	2	3	4	FINAL																				
Raptors	33	28	42	23	126																				
CAVALIERS	27	34	37	34	132																				
Inactive: Raptors - Aghaji (Injury/Illness - Left Hip; Pointer), Battle (G League - Two-Way), Chomche (G League - Two-Way), Lawson (G League - Two-Way), Mogbo (G League - On Assignment), Omoyemi (G League - On Assignment)																									
Inactive: Cavaliers - Mitchell (Rest), Travers (G League - Two-Way)																									
Points in the Paint: Raptors 64 (32/46), CAVALIERS 54 (27/46)																									
2nd Chance Points: Raptors 8 (4/9), CAVALIERS 17 (7/14)																									
Fast Break Points: Raptors 19 (8/16), CAVALIERS 10 (4/7)																									
Technical fouls - Individual																									
Raptors (1): Barrett 2; 10 2nd																									
CAVALIERS (0): NONE																									
MEMO: Darius Garland sets season high in points																									
MEMO: Chris Boucher sets season high in rebounds																									

Copyright (c) 2024-2025 NBA Properties, Inc. All Rights Reserved

Copyright (c) 2024-2025 NBA Properties, INC. All Rights Reserved.

GAME 38

NATIONAL BASKETBALL ASSOCIATION										OFFICIAL SCORER'S REPORT FINAL BOX															
Sunday, January 12, 2025 Rocket Mortgage FieldHouse, Cleveland, OH																									
Officials: #48 Scott Foster, #28 Mousa Dagher, #63 Derek Richardson										Game Duration: 2:08 Attendance: 19432 (Sellout)															
VISITOR: Indiana Pacers (22-18)																									
	POS	MIN	FG	FGA	3P	3PA	FT	FTA	OR	DR	TOT	A	PF	ST	TO	BS	+/-	PTS							
00 Bennedit Mathurin	F	33:07	5	15	2	7	0	2	0	3	3	3	3	0	1	1	14	12							
43 Pascal Siakam	F	31:03	8	21	0	5	2	2	3	6	9	2	1	1	1	2	6	18							
33 Myles Turner	C	28:38	5	10	2	6	3	5	3	7	10	1	4	0	0	0	3	15							
2 Andrew Nembhard	G	28:10	7	11	2	4	3	4	0	2	2	4	2	2	3	0	-4	19							
0 Tyrese Haliburton	G	18:30	1	5	0	2	0	0	0	1	1	5	0	1	1	1	-14	2							
1 Obi Toppin		17:32	5	10	1	4	1	2	0	2	2	1	1	3	1	0	10	12							
26 Ben Sheppard		22:15	2	4	1	2	0	0	0	2	2	3	4	2	1	0	11	5							
9 T.J. McConnell		17:07	2	6	0	1	2	2	0	4	4	8	2	0	2	0	18	6							
3 Thomas Bryant		19:22	5	5	1	1	0	1	1	2	3	1	1	0	0	2	12	11							
5 Jarace Walker		21:32	3	5	2	3	0	0	0	2	10	12	2	3	2	0	1	21	8						
12 Johnny Furphy		02:44	0	0	0	0	0	0	0	2	2	0	1	0	0	0	-2	0							
16 James Johnson	DNP - Coach's Decision																								
23 Aaron Nesmith	DND - Injury/Illness - Left Ankle; Sprain																								
										240:00	43	92	11	35	11	18	9	41	50	30	22	10	7	15	108
										46.7%			31.4%			61.1%			TM REB: 11			TOT TO: 12 (13 PTS)			
HOME: CLEVELAND CAVALIERS (33-5)																									
	POS	MIN	FG	FGA	3P	3PA	FT	FTA	OR	DR	TOT	A	PF	ST	TO	BS	+/-	PTS							
32 Dean Wade	F	20:49	1	5	1	5	0	0	1	8	9	1	2	1	0	0	-7	3							
4 Evan Mobley	F	30:50	6	10	1	2	3	3	0	12	12	1	1	0	0	1	-3	16							
31 Jarrett Allen	C	25:23	3	6	0	0	5	6	3	6	9	3	1	0	1	1	-8	11							
45 Donovan Mitchell	G	30:50	7	17	3	7	2	2	1	3	1	2	2	3	0	0	-3	19							
10 Darius Garland	G	29:01	7	16	3	9	3	3	0	1	1	7	3	0	4	0	-3	20							
1 Max Strus		22:57	1	6	1	5	0	0	0	4	4	1	2	0	2	0	-23	3							
3 Caris LeVert		22:27	0	3	0	2	2	2	0	0	4	4	2	0	0	1	-19	2							
20 Georges Niang		19:35	3	6	1	4	0	0	0	0	0	0	2	2	1	2	-12	7							
35 Isaac Okoro		18:09	1	5	0	2	1	2	0	0	0	2	2	0	0	0	-1	3							
5 Sam Merrill		11:47	1	5	1	5	0	0	0	2	2	5	1	0	0	0	6	3							
9 Craig Porter Jr.		02:44	1	1	0	0	0	0	0	0	0	0	0	0	0	0	2	2							
13 Tristan Thompson		02:44	2	2	0	0	0	0	0	0	0	0	0	0	0	0	2	2							
24 Jaelen Tyson		02:44	0	1	0	1	0	0	0	0	0	0	0	0	0	0	2	0							
										240:00	33	83	11	41	18	6	38	44	24	18	4	13	5	-15	93
										39.8%			26.8%			88.9%			TM REB: 3			TOT TO: 13 (20 PTS)			
SCORE BY PERIOD										1	2	3	4	FINAL											
Pacers										21	19	37	31	108											
CAVALIERS										19	34	18	22	93											
Inactive: Pacers - Dennis (G League - Two-Way), Freeman (G League - Two-Way), Jackson (Injury/Illness - Right Achilles Tendon); Teart, Jackson (G League - Two-Way), Wisniewski (Injury/Illness - Left Achilles Tendon)																									
Inactive: Cavaliers - Bates (G League - Two-Way), Jerome (Injury/Illness - Illness); Biles, Thro (G League - Two-Way), Travers (G League - Two-Way)																									
Points in the Paint: Pacers 48 (20%), CAVALIERS 40 (20%)																									
2nd Chance Points: Pacers 11 (49%), CAVALIERS 10 (35%)																									
Fast Break Points: Pacers 15 (61%), CAVALIERS 3 (16%)																									
Technical Fouls - Individual																									
Pacers (0): NONE																									
CAVALIERS (1): Atkinson 0:13 3rd																									
MEMO: Jarace Walker sets career high in rebounds																									

Copyright (c) 2024-2025 NBA Properties, Inc. All Rights Reserved

GAME 41

NATIONAL BASKETBALL ASSOCIATION												OFFICIAL SCORER'S REPORT FINAL BOX											
Saturday, January 18, 2025 Target Center, Minneapolis, MN												Game Duration: 2:16 Attendance: 18978 (Sellout)											
Officials: #14 Ed Malloy, #12 CJ Washington, #87 Danielle Scott																							
VISITOR: Cleveland Cavaliers (35-6)																							
	POS	MIN	FG	FGA	3P	3PA	FT	FTA	OR	DR	TOT	A	PF	ST	TO	BS	+/-	PTS					
3 Caris LeVert	F	25:14	1	6	0	3	0	0	1	3	4	3	2	0	1	0	-5	2					
32 Dean Wade	F	27:07	3	8	2	7	0	0	2	3	5	2	5	1	0	0	-16	8					
31 Jarrett Allen	C	35:42	6	9	0	0	2	2	1	3	4	1	3	0	1	1	16	14					
45 Donovan Mitchell	C	33:36	12	27	4	15	8	9	2	6	8	7	2	1	3	0	10	36					
10 Darius Garland	G	33:12	8	19	5	10	8	8	2	3	5	6	1	0	1	0	-14	29					
20 Georges Niang		29:04	5	7	3	4	2	2	3	7	10	1	3	1	0	0	9	15					
1 Max Strus		27:42	2	7	1	5	0	0	2	4	6	3	0	0	0	0	6	5					
2 Ty Jerome		21:44	5	7	2	2	3	4	0	4	4	4	1	1	1	0	28	15					
5 Sam Merrill		06:39	0	2	0	2	0	0	0	0	1	1	0	1	0	0	1	0					
9 Craig Porter Jr.	DNP - Coach's Decision																						
13 Tristan Thompson	DNP - Coach's Decision																						
15 JT Thor	DNP - Coach's Decision																						
24 Jaylon Tyson	DNP - Coach's Decision																						
		240:00	42	92	17	48	23	25	13	34	47	27	18	4	7	1	7	124					
					45.7%			35.4%			92%			TM REB: 6		TOT TO: 8 (13 PTS)							
HOME: MINNESOTA TIMBERWOLVES (22-20)																							
	POS	MIN	FG	FGA	3P	3PA	FT	FTA	OR	DR	TOT	A	PF	ST	TO	BS	+/-	PTS					
3 Jaden McDaniels	F	37:52	6	9	1	2	0	0	1	4	5	2	3	0	0	1	14	13					
30 Julius Randle	F	38:14	7	12	1	5	0	5	7	3	11	14	9	1	3	0	0	20					
27 Rudy Gobert	C	31:18	6	7	0	0	5	6	2	10	12	1	1	0	0	0	1	17					
5 Anthony Edwards	G	41:02	9	22	4	9	6	6	0	3	3	5	2	1	2	1	-2	28					
10 Mike Conley	G	22:36	3	7	3	6	0	0	1	2	3	3	1	0	1	0	-5	9					
11 Naz Reid		26:28	6	12	4	8	0	0	0	2	2	4	3	2	0	2	-15	16					
9 Nickell Alexander-Walker		15:49	1	10	0	4	0	0	2	1	3	1	1	0	0	0	-15	2					
4 Rob Dillingham		17:58	5	10	2	4	0	0	0	0	0	2	6	0	1	0	3	12					
7 Joe Ingles		08:43	0	1	0	0	0	0	0	0	0	1	0	0	0	0	-16	0					
22 Jaylen Clark	DNP - Coach's Decision																						
55 Luka Garza	DNP - Coach's Decision																						
33 Leonard Miller	DNP - Coach's Decision																						
8 Josh Minott	DNP - Coach's Decision																						
		240:00	43	90	15	38	16	19	9	33	42	27	19	4	7	4	-7	117					
					47.8%			39.5%			84.2%			TM REB: 7		TOT TO: 8 (13 PTS)							
SCORE BY PERIOD												1	2	3	4	FINAL							
Cavaliers												29	31	29	35	124							
Timberwolves												32	28	19	38	117							
Inactive: Cavaliers - Bates (G League - Two-Way), Mobley (Injury/Illness - Right Calf; Soreness), Okoro (Injury/Illness - Right Shoulder; AC Joint Sprain), Travers (G League - Two-Way)																							
Inactive: Timberwolves - DiVincenzo (Injury/Illness - Left Great Toe; Sprain), Edwards (G League - Two-Way), Newton (G League - Two-Way), Shannon Jr. (Injury/Illness - Right Mid-foot; Sprain)																							
Points in the Paint: Cavaliers 42 (21/27), TIMBERWOLVES 59 (25/42)																							
2nd Chance Points: Cavaliers 14 (5/19), TIMBERWOLVES 14 (5/19)																							
Fast Break Points: Cavaliers 19 (9/12), TIMBERWOLVES 15 (5/9)																							
Biggest Lead: Cavaliers 20, TIMBERWOLVES 11																							
Lead Changes: 10																							
Times Tied: 8																							

Copyright (c) 2024-2025 NBA Properties, Inc. All Rights Reserved

GAME 43

NATIONAL BASKETBALL ASSOCIATION												OFFICIAL SCORER'S REPORT FINAL BOX											
Wednesday, January 22, 2025 Toyota Center, Houston, TX												Game Duration: 2:16 Attendance: 16719											
Officials: #60 James Williams, #3 Nick Buchert, #67 Brandon Adair																							
VISITOR: Cleveland Cavaliers (36-7)																							
POS	MIN	FG	FGA	3P	3PA	FT	FTA	OR	DR	TOT	A	PF	ST	TO	BS	+/-	PTS						
1 Max Strus	F 22:46	2	6	1	3	0	0	1	0	1	5	2	1	1	0	0	5						
32 Dean Wade	F 30:36	3	8	2	7	0	0	2	6	8	3	5	2	0	1	10	8						
31 Jarrett Allen	C 32:11	7	11	0	0	3	3	5	8	13	3	3	2	3	3	2	17						
45 Donovan Mitchell	G 35:03	7	21	1	8	4	5	2	1	3	3	2	1	1	1	19	19						
10 Darius Garland	G 33:17	10	21	3	6	3	8	1	1	2	5	0	3	3	0	-7	26						
2 Ty Jerome	24:49	6	12	3	7	3	3	2	2	4	0	0	3	3	0	2	18						
20 Georges Niang	20:24	3	7	2	4	0	0	2	3	5	0	2	0	1	0	-12	8						
5 Sam Merrill	22:52	3	9	1	6	0	0	3	2	5	3	2	0	1	0	0	7						
13 Tristan Thompson	12:59	0	1	0	0	0	0	2	1	3	3	2	0	0	0	-5	0						
24 Jaylon Tyson	05:03	0	2	0	0																		

GAME 46

GAME 48

NATIONAL BASKETBALL ASSOCIATION

OFFICIAL SCORER'S REPORT

Thursday, January 30, 2025 Rocket Mortgage FieldHouse, Cleveland, OH

FINAL BOX

Officials: #58 Josh Tiven, #45 Brian Forte, #56 John Conley

Game Duration: 2:11

Attendance: 19432 (Sellout)

VISITOR: Atlanta Hawks (22-26)

	POS	MIN	FG	FGA	3P	3PA	FT	FTA	OR	DR	TOT	A	PF	ST	TO	BS	+	-	PTS
10 Zacharie Risacher	F	25:32	11	14	5	6	3	8	0	1	1	1	1	2	0	0	-	30	4
18 Mouhamed Guehi	F	15:32	4	7	0	2	0	1	0	2	2	1	2	3	0	1	-	8	1
17 Onyeka Okongwu	C	28:08	6	11	1	2	1	2	4	3	7	4	2	1	2	0	-	14	8
5 Dyson Daniels	G	30:29	3	8	1	1	0	0	1	6	7	5	1	1	1	0	-	11	7
11 Trae Young	G	31:51	5	16	2	8	3	4	0	1	1	10	1	1	2	0	-	19	15
2 Keaton Wallace		16:09	1	5	0	4	0	0	0	0	0	3	2	1	1	0	-	13	2
12 De'Andre Hunter		30:39	6	13	1	7	12	12	3	5	5	2	2	1	4	0	-	17	25
22 Larry Nance Jr.		15:09	0	5	0	2	0	0	1	4	5	2	0	0	0	0	-	16	0
27 Vit Krejci		20:49	2	3	1	2	1	2	1	0	1	0	6	0	1	0	-	22	6
24 Garrison Mathews		17:23	2	5	2	5	0	0	1	4	5	0	1	0	0	0	-	4	6
0 Dominick Barlow		04:43	1	2	0	0	0	0	0	2	2	0	0	0	0	0	-	1	2
8 David Roddy		03:42	0	1	0	0	0	0	0	0	0	0	0	0	0	0	-	0	2
		24:00	41	90	13	39	20	27	10	26	36	28	18	10	11	1	-	22	115
			45.6%		33.3%		74.1%			TM REB:	7								(16 PTS)

HOME: CLEVELAND CAVALIERS (39-9)

	POS	MIN	FG	FGA	3P	3PA	FT	FTA	OR	DR	TOT	A	PF	ST	TO	BS	+	-	PTS
1 Max Strus	F	20:35	4	5	3	4	0	0	1	4	5	1	1	3	0	0	9	11	
4 Evan Mobley	F	27:07	7	12	0	2	2	2	8	10	4	0	1	1	1	1	19	16	
31 Jarrett Allen	C	30:33	3	3	0	0	3	4	12	15	2	1	0	0	0	5	9		
45 Donovan Mitchell	G	27:21	8	16	4	10	4	5	0	1	1	6	1	1	1	0	17	24	
10 Darius Garland	G	30:19	11	20	2	6	2	2	0	2	2	7	4	2	3	0	7	26	
2 Ty Jerome		26:04	9	11	1	2	1	1	0	2	2	6	1	2	1	0	21	20	
20 Georges Niang		17:53	2	6	2	6	4	4	1	2	3	0	4	0	0	0	25	10	
5 Sam Merrill		23:43	2	6	0	4	0	0	2	1	3	4	3	2	1	1	11	4	
24 Jaylen Tynan		16:45	6	9	1	3	2	2	1	4	5	0	3	0	0	1	-	15	
9 Craig Porter Jr.		08:34	1	1	0	0	0	0	0	0	0	1	1	0	1	0	-	3	2
13 Tristan Thompson		03:42	0	0	0	0	0	0	0	0	3	3	0	0	0	0	0	2	0
15 JT Thor		03:42	0	1	0	1	0	0	0	0	0	0	0	0	0	0	2	0	
21 Emoni Bates		03:42	0	1	0	1	0	0	0	0	0	1	0	0	0	0	2	0	
		24:00	53	91	13	39	18	20	10	39	49	34	9	9	11	3	22	137	
			58.2%		33.3%		90%			TM REB:	4								(12 PTS)

SCORE BY PERIOD

1	2	3	4	FINAL	
Hawks	29	34	21	31	115
Cavaliers	39	32	39	27	137

Inactive: Hawks - Bogdanovic (Not With Team), Burkin (Injury/Illness - Right Shoulder; Surgery), Capela (Injury/Illness - Back; Spasms), Johnson (Injury/Illness - Left Shoulder; Torn Labrum), Ploeden (G League - Two-Way), Zeller (Not With Team)

Inactive: Cavaliers - LeVert (Injury/Illness - Right Wrist; Sprain), Okoro (Injury/Illness - Right Shoulder; AC Joint Sprain), Travers (G League - Two-Way), Wade (Injury/Illness - Right Knee; Bone Bruise)

Points in the Paint: Hawks 54 (27/46), CAVALIERS 66 (33/42)

2nd Chance Points: Hawks 11 (4/10), CAVALIERS 16 (6/7)

Fast Break Points: Hawks 17 (7/9), CAVALIERS 20 (6/12)

Biggest Lead: Hawks 5, CAVALIERS 29

Lead Changes: 3

Times Tied: 3

Copyright © 2024-2025 NBA Properties, Inc. All Rights Reserved

GAME 49

NATIONAL BASKETBALL ASSOCIATION										OFFICIAL SCORER'S REPORT FINAL BOX									
Sunday, February 2, 2025 Rocket Mortgage FieldHouse, Cleveland, OH																			
Officials: #77 Karl Lane, #64 Justin Van Duyn, #41 Nate Green																			
										Game Duration: 1:59 Attendance: 19432 (Sellout)									
VISITOR: Dallas Mavericks (26-24)																			
POS	MIN	FG	FGA	3P	3PA	FT	FTA	OR	DR	TOT	A	PF	ST	TO	BS	+/-	PTS		
31 Klay Thompson	F 17:37	1	10	0	6	0	0	2	3	5	3	3	0	1	0	-24	2		
8 Olivier-Maxence Prosper	F 30:49	4	15	0	6	2	2	1	5	6	4	0	2	1	0	-25	10		
50 Kylor Kelley	C 34:05	5	6	0	0	2	2	3	8	11	1	2	0	1	1	-21	12		
26 Spencer Dinwiddie	C 23:58	2	6	0	2	1	2	0	1	1	2	0	1	0	1	-31	5		
0 Dante Exum	G 21:01	5	14	1	3	3	4	1	1	2	3	0	2	1	0	-35	14		
20 Kessler Edwards	21:35	3	5	2	3	0	0	1	6	7	1	1	0	0	1	-7	8		
5 Quentin Grimes	23:41	5	14	1	7	0	0	1	2	3	3	1	0	0	1	-26	11		
13 Najl Marshall	21:55	5	10	0	1	2	2	1	5	6	2	1	0	1	0	-19	12		
1 Jaden Hardy	27:01	8	19	3	12	2	2	0	3	3	2	3	0	2	0	-15	21		
10 Brandon Williams	18:18	2	4	2	3	0	0	0	1	1	1	0	1	1	0	-12	6		
21 Daniel Gafford	DND - Injury/Illness - Left Ankle; Soreness																		
25 P.J. Washington	DND - Injury/Illness - Right Knee; Soreness																		
240:00 40 103 9 43 12 15 10 35 45										22 11 6 9 3 -43 101									
38.8% 20.9% 80%										TM REB: 10 TOT TO: 9 (10 PTS)									
HOME: CLEVELAND CAVALIERS (40-9)																			
POS	MIN	FG	FGA	3P	3PA	FT	FTA	OR	DR	TOT	A	PF	ST	TO	BS	+/-	PTS		
1 Max Strus	F 19:27	3	5	2	4	1	2	0	3	3	4	1	1	0	1	29	9		
4 Evan Mobley	F 23:40	8	12	2	3	4	5	0	11	11	3	2	0	0	4	47	22		
31 Jarrett Allen	C 19:53	6	8	0	1	2	2	0	9	9	0	0	0	0	2	22	14		
45 Donovan Mitchell	G 23:40	4	9	2	5	2	2	0	6	6	6	2	0	2	0	47	12		
10 Darius Garland	G 23:24	6	8	3	4	2	2	0	3	3	10	2	2	2	0	32	17		
2 Ty Jerome	26:38	5	12	2	4	0	0	0	1	2	3	5	2	3	2	0	12		
3 Caris LeVert	23:19	4	8	2	4	0	0	0	0	0	5	1	1	0	0	26	10		
20 Georges Niang	22:06	5	7	3	5	0	0	0	2	2	1	3	0	1	1	7	13		
5 Sam Merrill	22:48	9	14	9	13	0	0	0	0	1	1	0	0	0	1	0	1		
24 Jaylon Tyson	18:05	3	7	1	1	1	1	1	3	4	2	0	0	0	0	-2	8		
13 Tristan Thompson	17:00	0	3	0	1	0	1	1	8	9	3	4	0	0	0	-6	0		
240:00 53 93 26 45 12 16 3 48 51										39 17 7 8 43 144									
57% 57.8% 75%										TM REB: 4 TOT TO: 9 (14 PTS)									
SCORE BY PERIOD 1 2 3 4 FINAL																			
Mavericks 19 27 29 26 101																			
CAVALIERS 50 41 28 25 144																			
Inactive: Mavericks - Christie (Trade Pending), Davis (Trade Pending), Irving (Injury/Illness - Right Shoulder; Soreness), Lively II (Injury/Illness - Right Ankle; Stress Fracture), Powell (Injury/Illness - Right Hip; Strain)																			
Inactive: Cavaliers - Bates (I), Okoro (Injury/Illness - Right Shoulder; AC Joint Sprain), Porter Jr. (Injury/Illness - Illness; Illness), Thor (G League - Two-Way), Travers (G League - Two-Way), Wade (Injury/Illness - Right Knee; Bone Bruise)																			
Points in the Paint: Mavericks 50 (25/50), CAVALIERS 54 (27/45)																			
2nd Chance Points: Mavericks 14 (7/14), CAVALIERS 0 (0/1)																			
Fast Break Points: Mavericks 11 (4/9), CAVALIERS 33 (13/18)																			
MEMO: Tristan Thompson sets season high in rebounds																			
MEMO: Sam Merrill ties career high in points																			
MEMO: Kylor Kelley set his career high in rebounds with 10																			
MEMO: Cleveland Cavaliers set franchise record for points in a half with 91.																			
Copyright (c) 2024-2025 NBA Properties, INC. All Rights Reserved.																			

GAME 50

NATIONAL BASKETBALL ASSOCIATION										OFFICIAL SCORER'S REPORT FINAL BOX									
Tuesday, February 4, 2025 Rocket Mortgage FieldHouse, Cleveland, OH																			
Officials: #48 Scott Foster, #50 Gediminas Petraitis, #12 CJ Washington										Game Duration: 2:26 Attendance: 19432 (Sellout)									
VISITOR: Boston Celtics (36-15)																			
	POS	MIN	FG	FGA	3P	3PA	FT	FTA	OR	DR	TOT	A	PF	ST	TO	BS	+/-	PTS	
7 Jaylen Brown	F	28:19	7	12	0	0	2	2	2	7	9	6	5	0	5	0	-9	16	
0 Jayson Tatum	F	34:58	7	23	3	11	5	6	0	4	7	0	2	1	2	1	22		
8 Kristaps Porzingis	C	34:39	7	20	1	6	4	1	6	7	2	4	2	2	2	-2	19		
9 Derrick White	G	35:07	7	14	6	12	0	2	2	3	5	0	2	0	1	0	-11	20	
4 Jrue Holiday	G	26:15	1	6	0	2	4	4	0	6	6	1	3	2	1	0	-10	6	
42 Al Horford		26:32	5	12	3	9	0	0	3	7	10	2	3	0	1	1	19	13	
11 Payton Pritchard		28:49	3	7	3	7	0	0	3	3	6	3	2	1	2	0	19	9	
40 Luke Kornet		12:28	2	2	0	0	0	0	3	0	3	3	2	1	0	0	10	4	
30 Sam Hauser		12:53	1	2	1	1	0	0	1	2	3	0	2	0	0	0	18	3	
13 Drew Peterson	DNP - Coach's Decision																		
88 Neemias Queta	DNP - Coach's Decision																		
55 Baylor Scheierman	DNP - Coach's Decision																		
44 Jaden Springer	DNP - Coach's Decision																		
26 Xavier Tillman	DNP - Coach's Decision																		
27 Jordan Walsh	DNP - Coach's Decision																		
240:00 40 96 17 48 15 18 15 38 53 26 21 10 12 6 7 112																			
40.8%										35.4%									
83.3%										TM REB: 11									
TOT TO: 12 (19 PTS)																			
HOME: CLEVELAND CAVALIERS (40-10)																			
	POS	MIN	FG	FGA	3P	3PA	FT	FTA	OR	DR	TOT	A	PF	ST	TO	BS	+/-	PTS	
1 Max Strus	F	28:45	1	4	0	2	0	0	0	6	6	1	6	1	1	0	5	2	
4 Evan Mobley	F	27:52	3	14	0	0	5	5	2	3	2	0	1	0	0	0	-9	7	
31 Jarrett Allen	C	32:31	6	11	0	0	5	5	6	12	18	2	0	1	1	8	17		
45 Donovan Mitchell	G	36:09	12	25	4	14	3	3	1	9	10	6	2	2	5	0	-5	31	
10 Darius Garland	G	34:01	8	20	3	8	6	8	0	1	1	3	4	2	3	0	6	25	
3 Caris LeVert		16:36	0	5	0	3	0	0	2	1	3	3	0	0	2	0	-23	0	
20 Georges Niang		25:08	1	3	1	3	3	4	0	2	2	0	5	0	0	0	-13	6	
2 Ty Jerome		15:19	2	4	0	0	1	1	1	3	4	0	1	0	0	0	-11	5	
5 Sam Merrill		23:39	3	5	3	5	3	3	1	1	2	1	1	0	0	0	7	12	
21 Emoni Bates	DNP - Coach's Decision																		
9 Craig Porter Jr	DNP - Coach's Decision																		
13 Tristan Thompson	DNP - Coach's Decision																		
24 Jaylen Tyson	DNP - Coach's Decision																		
240:00 36 91 11 39 22 26 14 37 51 18 23 6 13 1 7 105																			
39.6%										28.2%									
84.6%										TM REB: 5									
TOT TO: 13 (13 PTS)																			
SCORE BY PERIOD										1 2 3 4 FINAL									
Inactive: Celtics 28 26 33 25 112										Celtics									
CAVALIERS 15 29 31 30 105										CAVALIERS									
Inactive: Celtics - Devonon (G League - Two-Way), Watson (G League - Two-Way)																			
Inactive: Cavaliers - Oloro (Injury/Illness - Right Shoulder, AC Joint Sprain), Thor (G League - Two-Way), Travers (G League - Two-Way), Wade (Injury/Illness - Right Knee; Bone Bruise)																			
Points in the Paint: Celtics 12 (17/26), CAVALIERS 38 (19/41)																			
2nd Chance Points: Celtics 13 (6/17), CAVALIERS 8 (6/12)																			
Fast Break Points: Celtics 5 (2/6), CAVALIERS 5 (2/10)																			
Technical Fouls - Individual																			
Celtics (1): Brown 6-3rd																			
CAVALIERS (0): NONE																			
MEMO: Al Horford ties season high in rebounds																			
MEMO: Jarrett Allen sets season high in rebounds																			

Copyright (c) 2024-2025 NBA Properties, Inc. All Rights Reserved

GAME 53

NATIONAL BASKETBALL ASSOCIATION										OFFICIAL SCORER'S REPORT FINAL BOX									
Monday, February 10, 2025 Rocket Mortgage FieldHouse, Cleveland, OH																			
Officials: #10 John Goble, #29 Mark Lindsay, #87 Danielle Scott										Game Duration: 2:13 Attendance: 19432 (Sellout)									
VISITOR: Minnesota Timberwolves (30-24)																			
	POS	MIN	FG	FGA	3P	3PA	FT	FTA	OR	DR	TOT	A	PF	ST	TO	BS	+/-	PTS	
3 Jaden McDaniels	F	32:04	4	8	2	4	0	0	1	2	3	1	5	4	1	0	-12	10	
11 Naz Reid	F	35:16	4	12	1	6	1	2	2	4	6	4	3	0	1	2	-9	10	
27 Rudy Gobert	C	26:47	1	6	0	0	4	5	6	2	8	1	0	0	2	2	-6	12	
5 Anthony Edwards	G	36:30	13	28	8	15	10	13	0	6	6	1	0	1	7	0	-12	44	
9 Nickell Alexander-Walker	G	26:17	2	6	0	4	2	2	2	4	6	2	3	0	1	1	-33	6	
4 Rob Dillingham		22:41	5	14	1	3	2	2	0	2	2	3	1	2	1	0	-16	13	
22 Jaylen Clark		14:30	2	4	0	0	0	0	0	0	0	0	2	1	0	0	-22	4	
00 Terrence Shannon Jr.		13:20	1	4	0	2	0	0	0	2	2	1	1	1	1	0	-6	2	
7 Joe Ingles		15:04	0	1	0	1	0	0	0	1	1	2	0	1	1	0	2	0	
55 Luka Garza		03:16	0	1	0	1	0	2	0	0	0	0	0	0	0	0	-6	0	
8 Josh Minott		04:45	0	1	0	1	2	2	2	1	3	1	0	0	0	0	5	2	
13 Tristan Newton		04:45	0	1	0	0	0	0	2	1	3	1	1	1	0	0	5	0	
33 Leonard Miller		04:45	1	4	0	2	2	2	0	1	1	0	0	0	0	1	5	4	
		240:00	36	90	12	39	23	30	15	26	41	17	19	10	16	6	-21	107	
			40%		30.8%		76.7%				TM REB: 15							TOT TO: 16 (15 PTS)	
HOME: CLEVELAND CAVALIERS (43-10)																			
	POS	MIN	FG	FGA	3P	3PA	FT	FTA	OR	DR	TOT	A	PF	ST	TO	BS	+/-	PTS	
12 De'Andre Hunter	F	22:57	3	7	3	4	3	4	0	1	1	0	5	1	0	0	0	12	
4 Evan Mobley	F	31:36	12	19	1	4	3	5	4	6	10	6	3	2	1	4	15	28	
31 Jarrett Allen	C	26:50	6	8	0	0	2	2	4	9	13	3	3	1	1	0	21	14	
45 Donovan Mitchell	G	32:21	10	14	2	5	1	3	0	3	8	1	2	2	0	15	25		
10 Darius Garland	G	26:52	6	14	4	6	1	1	0	1	1	3	1	0	4	0	21	17	
2 Ty Jerome		24:12	4	8	2	6	5	5	1	1	2	4	0	1	1	0	14	15	
5 Sam Merrill		28:47	3	8	3	8	0	0	1	5	6	0	4	2	1	0	18	9	
24 Jaylon Tyson		13:59	2	4	1	1	0	0	3	2	5	1	5	0	2	0	16	5	
33 Luke Travers		06:25	0	1	0	1	0	0	1	0	1	0	1	0	2	0	-3	0	
9 Craig Porter Jr.		9	16:33	1	6	0	4	0	0	2	1	0	1	2	0	0	-2	2	
13 Tristan Thompson		04:45	0	0	0	0	0	0	0	5	5	1	1	0	0	1	-5	0	
21 Emoni Bates		04:45	1	5	1	4	0	0	0	0	0	0	0	0	0	0	-5	3	
		240:00	48	94	17	43	15	20	14	35	49	27	24	10	16	5	21	128	
			51.1%		39.8%		75%				TM REB: 7							TOT TO: 17 (16 PTS)	
SCORE BY PERIOD										FINAL									
		1	2	3	4														
Timberwolves		12	32	34	29														
CAVALIERS		30	36	38	24														
Inactive: Timberwolves - Conley (Injury/Illness - Right Index Finger; Sprain), DeVincenzo (Injury/Illness - Left Great Toe; Sprain), Edwards, Randle (Injury/Illness - Right Groin; Strain)																			
Inactive: Cavaliers - Okoro (Injury/Illness - Right Shoulder; AC Joint Sprain), Sturs (Injury/Illness - Right Ankle; Soreness), Thor (G League - Two-Way), Wade (Injury/Illness - Right Knee; Bone Bruise)																			
Points in the Paint: Timberwolves 48 (24/23), CAVALIERS 56 (28/46)										Biggest Lead: Timberwolves 0, CAVALIERS 26									
2nd Chance Points: Timberwolves 14 (4/13), CAVALIERS 13 (5/14)										Lead Changes: 0									
Fast Break Points: Timberwolves 16 (7/10), CAVALIERS 11 (4/9)										Times Tied: 0									
Technical fouls - Individual																			
Timberwolves (1): Edwards 12:00 3rd																			
CAVALIERS (0): NONE																			
Technical fouls - Non-Unsportsmanlike																			
Timberwolves (0): NONE																			
CAVALIERS (1): Team 12:00 4th (Delay)																			
Flagrant Fouls																			
Timberwolves (1): 4:17 3rd McDaniels-FLG1																			
CAVALIERS (0): NONE																			

Copright (c) 2024-2025 NBA Properties, Inc. All Rights Reserved

Copyright (c) 2024-2025 NBA Properties, INC. All Rights Reserved

GAME 54

NATIONAL BASKETBALL ASSOCIATION

OFFICIAL SCORER'S REPORT

FINAL BOX

Wednesday, February 12, 2025 Scotiabank Arena, Toronto, ON

Officials: #8 Marc Davis, #9 Natalie Sago, #86 Brandon Schwab

Game Duration: 2:05

Attendance: 16549

VISITOR: Cleveland Cavaliers (44-10)

	POS	MIN	FG	FGA	3P	3PA	FT	FTA	OR	DR	TOT	A	PF	ST	TO	BS	+/-	PTS
1 Max Strus	F	26:02	4	11	4	10	2	2	0	5	5	6	1	1	1	0	33	14
4 Evan Mobley	F	27:32	6	11	0	1	0	2	4	11	15	5	5	0	2	2	20	12
31 Jarrett Allen	C	28:11	5	6	0	1	3	3	2	8	10	3	2	1	2	2	28	13
45 Donovan Mitchell	G	29:16	6	16	2	9	7	8	3	3	6	5	2	0	2	0	16	21
10 Darius Garland	G	27:25	7	15	1	8	0	0	1	2	8	1	3	1	0	0	26	15
5 Sam Merrill		26:07	6	13	4	10	0	0	0	2	2	0	1	2	0	0	-2	16
12 De'Andre Hunter		26:58	6	12	4	9	2	2	0	5	5	0	4	1	1	0	4	18
24 Jaylon Tyson		17:07	3	3	2	2	0	0	0	0	0	0	1	1	0	2	-7	8
9 Craig Porter Jr.		20:52	2	5	0	2	3	3	1	3	4	5	2	2	1	0	0	7
13 Tristan Thompson		03:30	2	4	0	0	0	0	0	0	1	1	1	0	0	0	-1	4
21 Emoni Bates		03:30	1	2	1	1	0	0	0	0	0	0	0	0	1	0	0	-1
33 Luke Travers		03:30	0	1	0	0	0	0	2	1	3	0	0	0	1	0	-1	0
		240:00	48	99	18	53	17	20	13	40	53	34	19	11	13	4	23	131
			48.5%			34%		85%			TM REB: 11							TOT TO: 13 (9 PTS)

HOME: TORONTO RAPTORS (17-38)

	POS	MIN	FG	FGA	3P	3PA	FT	FTA	OR	DR	TOT	A	PF	ST	TO	BS	+/-	PTS
9 RJ Barrett	F	28:18	11	18	2	5	3	7	0	4	4	4	3	3	1	0	-8	27
4 Scottie Barnes	F	33:29	7	15	0	2	3	2	9	11	7	1	1	4	3	0	-32	16
2 Jonathan Mobgo	C	28:36	2	6	1	1	3	4	2	3	5	4	2	0	2	0	-17	8
1 Grady Dick	G	25:19	1	7	0	3	0	0	0	2	2	1	1	1	0	0	-31	2
5 Immanuel Quickley	G	29:54	5	11	2	6	3	3	0	2	2	3	1	0	3	0	-12	15
30 Ochai Agbaji		25:07	5	11	2	4	3	4	1	2	3	0	1	0	0	0	-1	15
23 Jamal Shread		18:06	1	5	0	1	0	0	0	0	2	2	1	1	2	0	-11	2
14 Jae Khe Walter		21:46	3	4	0	0	0	0	1	3	4	2	2	1	2	0	3	6
21 Orlando Robinson		18:20	3	6	0	1	0	0	2	2	4	2	1	0	1	0	-4	6
17 Jamelle Bastien		11:05	4	8	3	6	0	0	1	3	4	1	1	0	0	1	2	11
25 Chris Boucher		DNP - Coach's Decision																
17 Garrett Temple		DNP - Coach's Decision																
		240:00	42	91	10	29	14	21	9	30	39	26	14	7	15	5	-23	108
			46.2%			34.5%		66.7%			TM REB: 11							TOT TO: 15 (28 PTS)

SCORE BY PERIOD

	1	2	3	4	FINAL
Cavaliers	41	27	32	31	131
Raptors	17	26	35	30	108

Inactive: Cavaliers - Jerome (injury/illness - Right Calf Soreness), Okoro (injury/illness - Right Shoulder, AC Joint Sprain), Thor (G League - Two-Way, Wade (injury/illness - Right Knee, Bone Bruise)

Hg: Pointers: Tucker (Not With Team)

Biggest Lead: Cavaliers 39, RAPTORS 1

2nd Chance Points: Cavaliers 15 (6/15), RAPTORS 60 (30/7)

Lead Changes: 2

Fast Break Points: Cavaliers 15 (6/15), RAPTORS 22 (6/14)

Times Tied: 2

Technical fouls - Individual

Cavaliers (0): NONE

RAPTORS (1): Barnes 1:43 1st

Technical fouls - Non-Imports/unsanitike

Cavaliers (1): Mobley 6:53 3rd (Defensive Three Seconds)

Raptors (0): NONE

Copyright (c) 2024-2025 NBA Properties, Inc. All Rights Reserved

GAME 62

NATIONAL BASKETBALL ASSOCIATION

Wednesday, March 5, 2025 Rocket Arena, Cleveland, OH

Officials: #15 Zach Zarba, #54 RJ Acosta, #17 Jonathan Sterling

Game Duration: 2:19

Attendance: 19432 (Sellout)

VISITOR: Miami Heat (25-32)

	POS	MIN	FG	FGA	3P	3PA	FT	FTA	OR	DR	TOT	A	PF	ST	TO	BS	+/-	PTS	
18 Alec Burks	F	25:08	2	8	1	5	0	1	0	5	5	2	0	0	0	0	0	9	5
42 Jaxson Hayes	F	16:20	3	8	1	4	3	4	3	3	6	1	2	1	1	2	-3	10	
13 Bam Adebayo	C	37:33	11	18	3	5	9	9	2	10	12	5	1	2	2	0	-1	34	
2 Terry Rozier	G	40:17	3	14	1	8	5	5	0	1	1	2	1	1	4	0	-3	12	
45 Davion Mitchell	G	26:18	3	5	1	1	2	2	0	1	1	7	3	1	2	0	5	9	
24 Haywood Highsmith		27:25	5	9	1	3	2	2	0	3	3	2	5	2	0	0	-13	13	
15 Duncan Robinson		28:59	5	10	4	8	0	0	3	3	3	2	3	0	3	0	-13	14	
20 Kyle Anderson		25:52	3	8	0	0	1	2	4	7	11	7	2	0	1	0	5	7	
9 Pelle Larsson		12:07	1	3	1	2	0	0	0	0	0	1	2	0	0	0	-11	3	
8 Josh Christopher	DNP - Coach's Decision																		
14 Tyler Herro	NWT - Not With Team																		
16 Keshad Johnson	DNP - Coach's Decision																		
4 Isaiah Stevens	DNP - Coach's Decision																		
240:00 36 83 13 36 22 25 9 33 42 29 17 13 5 -5 107 43.4% 36.1% 88% TM REB: 5 TOT TO: 14 (20 PTS)																			

HOME: CLEVELAND CAVALIERS (52-10)

	POS	MIN	FG	FGA	3P	3PA	FT	FTA	OR	DR	TOT	A	PF	ST	TO	BS	+/-	PTS	
1 Max Strus	F	26:00	4	8	3	7	0	0	0	2	2	2	3	1	0	0	0	5	11
4 Evan Mobley	F	35:31	7	10	0	0	2	7	4	8	13	3	0	0	3	1	12	16	
31 Jarrett Allen	C	25:27	2	6	0	0	0	0	0	8	8	1	2	0	1	2	-12	4	
45 Donovan Mitchell	G	35:40	8	17	4	11	6	7	1	6	7	5	2	2	5	0	-3	26	
10 Darius Garland	G	31:52	5	12	3	9	2	2	1	3	2	10	1	1	2	0	2	15	
2 Ty Jerome		24:22	4	12	2	5	2	2	1	4	5	1	0	1	1	0	1	12	
12 De'Aundre Hunter		24:08	6	12	0	4	4	2	3	5	2	3	0	0	1	0	1	18	
5 Sam Merrill		15:55	1	3	1	2	0	0	0	2	2	0	2	1	0	0	3	3	
32 Dean Wade		11:02	1	2	0	0	0	0	0	0	0	1	2	0	1	0	-2	2	
8 Javonte Green		10:03	3	5	1	2	0	0	1	1	2	1	1	1	0	0	1	7	
9 Craig Porter Jr.	DNP - Coach's Decision																		
13 Tristan Thompson	DNP - Coach's Decision																		
24 Jaylen Tyson	DNP - Coach's Decision																		
240:00 41 87 14 40 16 22 10 37 47 26 19 7 13 4 5 112 47.1% 35% 72.7% TM REB: 8 TOT TO: 13 (16 PTS)																			

SORE BY PERIOD

	1	2	3	4	FINAL
Heat	32	27	23	25	107
Cavaliers	36	27	23	26	112

Inactive: Heat - Jaquez Jr. (Injury/Illness - Right Ankle: Sprain), Jovic (Injury/Illness - Right Hand: Broken), Smith (Injury/Illness - Left Achilles: Surgery).
Were (Injury/Illness - Left Knee: Sprain), Wiggins (Injury/Illness - Right Ankle: Sprain)
Inactive: Cavaliers - Bates (G League - Two-Way), Tomlin (G League - Two-Way), Travers (G League - Two-Way)
In the Paint: Heat 45 (20/45), CAVALIERS 45 (22/45)
2nd Chance Points: Heat 12 (3/8), CAVALIERS 15 (5/9)
Fast Break Points: Heat 13 (4/6), CAVALIERS 16 (7/11)
MEMO: Kyle Anderson sits season high in assists.
MEMO: Bam Adebayo sets season high in points.
MEMO: Kyle Anderson ties season high in rebounds.

Copyright (c) 2024-2025 NBA Properties, Inc. All Rights Reserved

GAME 64

NATIONAL BASKETBALL ASSOCIATION

OFFICIAL SCORER'S REPORT

FINAL BOX

Sunday, March 9, 2025 Fiserv Forum, Milwaukee, WI

Officials: #8 Marc Davis, #32 Marat Kogut, #41 Nate Green

Game Duration: 2:12

Attendance: 17355 (Sellout)

VISITOR: Cleveland Cavaliers (54-11)

POS	MIN	FG	FGA	3P	3PA	FT	FTA	OR	DR	TOT	A	PF	ST	BS	+/-	PTS		
1 Max Strus	F 22:15	6	11	5	9	0	0	4	5	9	2	1	2	1	0	17		
4 Evan Mobley	F 28:19	5	10	2	4	1	2	2	5	7	2	1	3	3	1	3		
31 Jarrett Allen	C 30:28	5	6	0	0	1	2	2	4	6	3	3	1	1	1	9		
45 Donovan Mitchell	G 29:53	4	15	1	7	6	7	1	4	5	6	0	1	4	0	2		
10 Darius Garland	G 28:36	4	13	1	8	4	4	1	4	5	5	2	0	3	0	11		
2 Ty Jerome	18:23	3	9	1	3	2	2	0	1	1	1	3	1	0	0	7		
12 De'Andre Hunter	18:40	2	6	1	4	1	2	1	2	3	2	1	0	0	0	-2		
5 Sam Merrill	19:56	3	6	3	5	0	0	0	2	2	1	1	0	0	0	7		
32 Dean Wade	15:13	3	3	3	3	0	0	0	3	3	1	1	1	0	0	23		
35 Isaac Okoro	16:05	2	3	1	2	0	0	1	0	1	1	0	1	0	1	11		
8 Javonte Green	03:03	1	2	1	2	0	0	0	0	0	0	0	0	0	0	-7		
9 Cade Porter Jr.	03:03	0	0	0	0	0	0	0	0	0	0	0	0	1	0	-7		
13 Tristan Thompson	03:03	1	3	0	0	0	0	1	1	2	0	0	0	0	0	-7		
24 Jaylen Tyson	03:03	0	1	0	0	0	0	0	0	0	1	0	0	0	0	-7		
24:00										39	88	19	47	15	11	15	12	112
										44.3%	40.7%	48.7%	78.9%	TM REB: 8	TOT TO: 15 (14 PTS)			

HOME: MILWAUKEE BUCKS (36-27)

POS	MIN	FG	FGA	3P	3PA	FT	FTA	OR	DR	TOT	A	PF	ST	BS	+/-	PTS			
18 Kyle Kuzma	F 31:59	6	13	2	5	0	0	0	6	6	1	1	1	4	0	-12			
11 Giannis Antetokounmpo	F 33:40	13	24	0	0	4	8	4	5	9	3	1	2	4	0	-13			
31 Brook Lopez	C 29:58	2	5	1	4	2	2	4	5	9	0	4	0	3	2	-6			
12 Taurean Prince	G 28:46	2	7	2	6	0	0	0	2	2	3	2	1	2	0	-17			
0 Damian Lillard	G 34:48	8	19	1	7	5	6	1	4	5	4	2	2	2	0	-8			
20 AJ Green	19:35	1	3	0	2	0	0	0	3	3	0	2	0	1	0	-8			
5 Gary Trent Jr.	19:51	1	9	1	4	2	2	1	0	1	1	0	1	0	0	-7			
00 Jericho Sims	18:02	0	1	0	0	0	0	4	6	10	3	0	1	0	0	-6			
3 Kevin Porter Jr.	10:09	1	3	0	0	0	0	0	2	2	2	1	0	2	0	-11			
7 Chris Livingston	03:03	1	1	0	0	0	0	0	0	0	0	1	0	0	0	7			
13 Ryan Rollins	03:03	4	5	2	3	0	0	0	1	1	0	0	0	0	0	7			
21 Tyler Smith	03:03	0	1	0	0	0	0	0	0	0	0	0	0	0	0	7			
44 Andre Jackson Jr.	03:03	0	0	0	0	0	0	1	1	2	1	0	0	0	0	7			
24:00										39	91	9	31	13	18	15	35	50	17
										42.9%	29%	72.2%	TM REB: 8	TOT TO: 16 (17 PTS)					

SCORE BY PERIOD

1	2	3	4	FINAL
Cavaliers	34	28	22	112
Bucks	32	20	25	100

Inactive: Cavaliers - Bates (G League - Two-Way), Tomlin (G League - Two-Way), Travers (G League - Two-Way)

Inactive: Bucks - Boyce, Connaughton (Injury/Illness - Left calf; Strain), Nance (Injury/Illness - Left Ankle, Sprain), Portis (League Suspension), Umude

Point Guard: The Paint, Cavaliers 36 (18/33), BUCKS 46 (23/43)

Biggest Lead: Cavaliers 16, BUCKS 1

2nd Chance Points: Cavaliers 17 (12), BUCKS 16 (6/15)

Lead Changes: 2

Fast Break Points: Cavaliers 16 (6/9), BUCKS 3 (3/9)

Times Tied: 3

Technical Fouls - Non-Unsportsmanlike

Cavaliers (1): Allen 6:47 2nd (Defensive Three Seconds)

BUCKS (0): NONE

Copyright (c) 2024-2025 NBA Properties, Inc. All Rights Reserved

GAME 65

NATIONAL BASKETBALL ASSOCIATION										OFFICIAL SCORER'S REPORT FINAL BOX										
Tuesday, March 11, 2025 Rocket Arena, Cleveland, OH										Game Duration: 2:13 Attendance: 19432 (Sellout)										
Officials: #16 David Guthrie, #34 Kevin Cutler, #44 Brett Nansel																				
VISITOR: Brooklyn Nets (22-43)																				
POS	MIN	FG	FGA	3P	3PA	FT	FTA	OR	DR	TOT	A	PF	ST	TO	BS	+/-	PTS			
2 Cameron Johnson	F	28:28	6	10	3	7	2	2	2	3	5	5	4	2	2	1	-2	17		
8 Ziaire Williams	F	30:23	5	11	4	9	0	0	0	6	6	3	6	1	0	0	-13	14		
33 Nic Claxton	C	28:53	4	8	0	1	1	2	0	4	4	4	3	0	1	2	-3	9		
24 Cam Thomas	G	31:40	10	22	4	11	3	3	0	1	1	3	0	0	1	0	-6	27		
45 Keon Johnson	G	28:52	0	4	0	3	1	2	1	6	7	2	1	1	4	0	-4	1		
9 Trendon Watford		19:32	1	3	0	0	0	0	1	4	5	6	3	1	3	0	-3	2		
13 Tyrese Martin		21:05	2	8	1	4	0	0	1	1	2	2	2	1	0	0	-2	5		
20 Day Ron Sharpe		19:07	4	6	0	0	0	0	2	5	7	2	0	1	1	0	-2	8		
21 Noah Clowney		17:04	4	7	3	6	1	2	1	0	1	1	0	0	0	0	7	12		
22 Jalen Wilson		14:56	3	5	1	3	2	3	0	0	0	3	2	2	0	0	3	9		
DNP - Coach's Decision																				
DNP - Injury/Illness - Right Ankle: Injury Management																				
1 D'Angelo Russell		24:00	39	84	16	44	10	14	8	30	38	31	21	9	12	3	-5	104		
			46.8%		36.4%		71.4%				TM REB: 4							TOT TO: 15 (17 PTS)		
HOME: CLEVELAND CAVALIERS (55-10)																				
POS	MIN	FG	FGA	3P	3PA	FT	FTA	OR	DR	TOT	A	PF	ST	TO	BS	+/-	PTS			
35 Isaac Okoro	F	32:44	3	10	0	5	0	2	3	2	5	0	4	2	1	0	7	6		
4 Evan Mobley	F	34:19	9	13	1	3	2	2	2	7	9	6	1	0	4	1	2	21		
31 Jarrett Allen	C	34:04	7	12	0	0	9	11	6	7	13	1	1	0	1	3	9	23		
1 Max Strus	G	30:47	2	10	2	9	4	4	0	5	5	4	1	0	2	0	-8	10		
10 Darius Garland	G	36:26	11	24	3	11	5	5	0	4	4	8	0	4	3	0	12	30		
5 Sam Merrill		26:45	2	7	1	6	1	1	0	6	6	0	2	0	1	0	9	6		
32 Dean Wade		24:09	1	4	1	4	0	0	0	1	1	1	1	1	1	0	8	3		
9 Craig Porter Jr.		14:18	3	6	1	3	0	0	0	1	3	4	0	0	1	0	-6	7		
8 Javonte Green		06:28	1	3	1	1	0	0	0	1	1	0	0	0	0	0	-8	3		
13 Tristan Thompson	DNP - Coach's Decision										DNP - Coach's Decision									
33 Luke Travers	DNP - Coach's Decision										DNP - Coach's Decision									
24 Jaylon Tyson		24:00	39	89	10	42	21	25	12	36	48	23	10	7	14	4	5	109		
			43.8%		23.8%		84%				TM REB: 13							TOT TO: 15 (13 PTS)		
SCORE BY PERIOD										SCORE BY PERIOD										
	1	2	3	4	FINAL															
Nets					29	34	23	18	104	Cavaliers					36	39	37	21	133	
CAVALIERS 26 24 28 31 109										GRIZZLIES 29 29 34 32 124										
Inactive: Nets - Beekman (L: Etienne (G League - Two-Way), Evuomwan (G League - Two-Way), Melton (Injury/Illness - Left Knee; ACL Tear), Whitehead (G League - On Assignment)										Inactive: Cavaliers - Bates (G League - Two-Way), Hunter (Injury/Illness - Illness; Illness), Jerome (Rest), Mitchell (Injury/Illness - Left Groin; Soreness), Tomlin (G League - Two-Way)										
Points in the Paint: Nets 32 (16/30), CAVALIERS 52 (26/43)										Points in the Paint: Cavaliers 44 (22/32), GRIZZLIES 66 (33/54)										
2nd Chance Points: Nets 6 (3/8), CAVALIERS 15 (8/14)										2nd Chance Points: Cavaliers 9 (3/9), GRIZZLIES 11 (6/10)										
Fast Break Points: Nets 18 (8/12), CAVALIERS 15 (8/14)										Fast Break Points: Cavaliers 18 (8/10), GRIZZLIES 25 (12/17)										
Technical Fouls - Non-Unsportsmanlike										Technical Fouls - Individual										
Nets (0): NONE										Cavaliers (0): NONE										
CAVALIERS (1): Mobley 1:20 1st (Defensive Three Seconds)										Flagrant Fouls										
										Cavaliers (0): NONE										
										GRIZZLIES (1): 7:17 2nd Jackson Jr.-FLG1										
Copyright (c) 2024-2025 NBA Properties, INC. All Rights Reserved.										Copyright (c) 2024-2025 NBA Properties, INC. All Rights Reserved.										

GAME 66

NATIONAL BASKETBALL ASSOCIATION										OFFICIAL SCORER'S REPORT FINAL BOX									
Friday, March 14, 2025 FedExForum, Memphis, TN										Game Duration: 2:19 Attendance: 17051									
Officials: #74 Curtis Blair, #71 Rodney Mott, #53 Matt Kallio																			
VISITOR: Cleveland Cavaliers (56-10)																			
POS	MIN	FG	FGA	3P	3PA	FT	FTA	OR	DR	TOT	A	PF	ST	TO	BS	+/-	PTS		
35 Isaac Okoro	F	20:48	3	4	1	2	0	0	1	2	3	2	2	0	2	0	7	7	
4 Evan Mobley	F	31:38	9	16	3	6	1	2	2	9	11	3	0	1	2	2	16	22	
31 Jarrett Allen	C	35:22	6	7	0	0	4	8	0	6	6	6	3	3	1	2	10	16	
1 Max Strus	G	22:06	2	4	2	4	3	3	0	4	4	5	0	1	0	0	7	9	
10 Darius Garland	G	29:48	7	17	3	11	3	3	0	2	2	9	1	4	3	0	17	20	
12 De'Andre Hunter		22:47	4	6	3	5	7	8	0	5	5	1	5	1	1	0	11	18	
2 Ty Jerome		16:35	4	8	1	4	3	3	0	2	2	5	3	0	3	0	5	12	
5 Sam Merrill		21:55	5	7	4	5	0	0	1	0	1	2	1	0	2	0	13	14	
32 Dean Wade		22:38	1	4	0	3	0	0	1	3	4	0	0	0	0	0	-1	2	
8 Javonte Green		14:26	3	10	2	8	2	2	2	2	4	2	2	1	0	0	-7	10	
9 Craig Porter Jr.		03:59	0	1	0	0	1	2	0	0	0	0	0	0	0	0	-11	1	
13 Tristan Thompson		03:59	0	0	0	0	0	0	0	0	0	0	0	0	0	0	-11	0	
24 Jaylon Tyson		03:59	0	4	0	3	2	2	1	0	1	0	0	0	0	0	-11	2	
		240:00	44	88	19	51	26	33	8	35	43	32	17	9	15	4	9	133	
			50%		37.3%		78.8%				TM REB: 9							TOT TO: 16 (12 PTS)	
HOME: MEMPHIS GRIZZLIES (42-25)																			
POS	MIN	FG	FGA	3P	3PA	FT	FTA	OR	DR	TOT	A	PF	ST	TO	BS	+/-	PTS		
0 Jaylen Wells	F	16:39	3	5	0	1	1	1	0	0	0	0	1	0	1	0	-4	7	
13 Jaren Jackson Jr.	F	28:27	4	10	3	5	2	2	0	3	3	0	5	4	0	2	-21	13	
14 Zach Edey	C	10:48	2	4	0	0	2	2	3	0	3	1	2	0	1	0	-16	6	
22 Desmond Bane	G	36:25	5	16	2	9	0	1	3	6	3	4	0	2	0	-24	12		
12 Ja Morant	G	35:22	17	22	1	4	9	10	0	8	8	7	3	1	2	0	-6	44	
5 Vince Williams Jr.		17:44	1	2	1	1	0	0	0	3	3	2	2	0	1	0	4	3	
1 Scotty Pippen Jr.		22:12	3	6	2	4	0	0	0	3	3	6	1	3	0	1	-3	8	
15 Brandon Clarke		19:25	5	7	0	0	3	5	1	4	5	1	3	1	1	0	-6	13	
10 Luke Kennard		15:22	0	5	0	4	0	0	1	0	1	0	1	1	3	0	-16	0	
45 G.J. Jackson		14:01	2	9	0	2	0	2	4	6	1	0	0	0	0	0	-1	4	
30 Jay Huff		03:40	1	1	0	0	0	0	0	0	0	0	0	0	1	0	1	2	
8 Lamar Stevens		15:12	3	4	1	2	0	0	0	5	5	1	0	0	0	0	8	7	
24 Cam Spencer		06:41	1	4	1	4	0	0	0	0	0	2	2	0	0	0	15	3	
35 Marvin Bagley III		03:59	0	1	0	0	0	0	0	1	1	0	0	0	0	0	11	0	
46 John Konchar		03:59	1	1	0	0	0	0	0	1	1	1	0	0	0	0	11	2	
		240:00	48	97	11	36	17	21	10	35	45	25	11	14	3	-9	124		
			49.5%		30.6%		81%				TM REB: 7							TOT TO: 14 (14 PTS)	
SCORE BY PERIOD																			
	1	2	3	4	FINAL														
Cavaliers	36	39	37	21	133														
GRIZZLIES	29	29	34	32	124														
Inactive: Cavaliers - Bates (G League - Two-Way), Mitchell (injury/illness - Left Groin; Soreness), Tomin (G League - Two-Way), Travers (G League - Two-Way); Grizzlies - Adams (injury/illness - Right calf; Strain), Kawamura (G League - Two-Way), Pulin (injury/illness - Right Patellar; Tendon Surgery Recovery)																			
Points in the Paint: Cavaliers 44 (22/22), GRIZZLIES 66 (33/54)																			
2nd Chance Points: Cavaliers 6 (3/9), GRIZZLIES 11 (4/10)																			
Fast Break Points: Cavaliers 18 (6/10), GRIZZLIES 32 (12/17)																			
Technical Fouls - Individual																			
Cavaliers (1): Alphonso 6:58 1st																			
GRIZZLIES (0): NONE																			
Flagrant Fouls																			
Cavaliers (0): NONE																			
GRIZZLIES (1): 7:17 2nd Jackson Jr.-FLG1																			
Copyright (c) 2024-2025 NBA Properties, Inc. All Rights Reserved																			

GAME 69

NATIONAL BASKETBALL ASSOCIATION										OFFICIAL SCORER'S REPORT FINAL BOX									
Wednesday, March 19, 2025 Golden 1 Center, Sacramento, CA																			
Officials: #60 James Williams, #26 Pat Fraher, #41 Nate Green										Game Duration: 2:10 Attendance: 15919									
VISITOR: Cleveland Cavaliers (56-13)																			
	POS	MIN	FG	FGA	3P	3PA	FT	FTA	OR	DR	TOT	A	PF	ST	TO	BS	+/-	PTS	
32 Dean Wade	F	23:00	4	8	4	6	0	0	1	6	7	1	2	0	0	0	0	17	12
4 Evan Mobley	F	31:34	13	18	4	5	1	1	3	7	10	2	2	1	2	0	3	31	31
31 Jarrett Allen	C	29:45	4	5	0	0	2	4	1	4	5	2	1	1	2	0	3	10	10
1 Max Strus	C	29:38	5	10	1	5	1	2	1	3	4	2	3	1	1	0	-4	12	12
45 Donovan Mitchell	G	33:18	8	17	1	6	9	9	0	5	5	4	2	1	3	0	-1	26	26
2 Ty Jerome		26:24	7	15	0	5	0	0	1	0	1	6	1	1	2	0	-10	14	14
12 DeAndre Hunter		30:42	3	8	2	5	0	0	0	4	4	3	1	1	0	0	-12	8	8
5 Sam Merrill		12:25	0	0	0	0	0	0	1	0	1	4	0	0	1	0	-14	0	0
35 Isaac Okoro		15:37	2	3	1	2	0	0	0	0	0	0	1	1	1	1	-6	5	5
9 Craig Porter Jr.		07:37	0	0	0	0	1	2	0	0	0	0	0	1	0	0	0	4	1
8 Javonte Green	DNP - Coach's Decision																		
13 Tristan Thompson	DNP - Coach's Decision																		
24 Jaylon Tyson	DNP - Coach's Decision																		
		240:00	46	84	13	34	14	18	8	29	37	24	14	7	12	1	-4	119	119
			54.8%		38.2%		77.8%			TM REB: 5								TOT TO: 123 (23 PTS)	
HOME: SACRAMENTO KINGS (35-33)																			
	POS	MIN	FG	FGA	3P	3PA	FT	FTA	OR	DR	TOT	A	PF	ST	TO	BS	+/-	PTS	
16 DeMar DeRozan	F	36:29	10	19	2	5	5	6	0	1	1	4	3	1	1	0	1	27	27
13 Keegan Murray	F	36:31	5	11	3	7	0	0	0	4	4	3	3	0	1	0	-15	13	13
17 Jonas Valanciunas	C	24:56	5	11	0	1	2	2	5	8	13	2	4	0	2	0	-17	12	12
23 Keon Ellis	G	29:58	4	5	3	4	2	2	2	2	4	2	3	1	1	0	4	13	13
0 Malik Monk	G	39:27	8	16	4	7	2	2	3	3	6	8	1	2	3	1	-6	22	22
22 Devin Carter		30:47	6	11	2	6	2	2	1	4	5	3	2	3	1	0	7	16	16
41 Trey Lyles		30:10	5	9	1	4	2	2	5	7	5	2	1	1	0	0	10	13	13
20 Markelle Fultz		07:19	2	6	1	1	0	0	0	0	0	0	1	0	1	0	6	5	5
3 Isaac Jones		04:23	1	1	0	0	0	0	1	0	1	0	0	0	1	0	0	2	2
99 Joe Crowder	DNP - Coach's Decision																		
7 Doug McDermott	DNP - Coach's Decision																		
32 Terry Taylor	DNP - Coach's Decision																		
		240:00	46	91	16	35	15	16	14	27	41	28	20	9	11	1	4	123	123
			50.5%		45.7%		83.8%			TM REB: 5								TOT TO: 151 (15 PTS)	
SCORE BY PERIOD										FINAL									
		1	2	3	4	FINAL													
Cavaliers		22	34	32	31	119													
KINGS		15	32	43	33	123													
Inactive: Cavaliers - Bates (G League - Two-Way), Garland (Rest), Tomlin (G League - Two-Way), Travers (G League - Two-Way)																			
Inactive: Kings - Crawford (G League - Two-Way), Jones (G League - Two-Way), LaRavia (Injury/Illness - N/A; Illness), LaVine (Personal), Sabonis (Injury/Illness - Right Ankle; Sprain)																			
Points in the Paint: Cavaliers 60 (30/45), KINGS 48 (24/40)																			
2nd Chance Points: Cavaliers 12 (6/15), KINGS 16 (7/19)																			
Fast Break Points: Cavaliers 8 (3/5), KINGS 16 (7/9)																			
Technical fouls - Individual																			
Cavaliers (1): Strus 6:30 1st																			
KINGS (0): NONE																			

Copyright (c) 2024-2025 NBA Properties, Inc. All Rights Reserved

Copyright (c) 2024-2025 NBA Properties, INC. All Rights Reserved

GAME 70

NATIONAL BASKETBALL ASSOCIATION

Friday, March 21, 2025 PHX Arena, Phoenix, AZ

Officials: #15 Zach Zarba, #54 Ray Acosta, #79 John Conley

OFFICIAL SCORER'S REPORT

FINAL BOX

Game Duration: 1:57

Attendance: 17071 (Sellout)

VISITOR: Cleveland Cavaliers (56-14)

POS	MIN	FG	FGA	3P	3PA	FT	FTA	OR	DR	TOT	A	PF	ST	TO	BS	+/-	PTS	
1 Max Strus	F	23:29	3	5	3	4	0	0	3	1	4	1	4	1	1	0	-9	9
4 Evan Mobley	F	30:46	7	14	2	4	0	2	4	8	12	5	0	1	1	2	-9	16
31 Jarrett Allen	C	22:28	3	4	0	0	0	0	2	4	6	1	0	0	1	2	-9	6
45 Donovan Mitchell	G	30:43	2	18	0	8	3	4	0	4	4	3	0	2	0	0	-9	7
10 Darius Garland	G	36:56	8	16	2	5	0	0	0	5	5	6	2	0	5	0	-4	18
2 Ty Jerome		19:03	5	8	2	5	4	4	1	0	1	5	1	2	2	1	-9	16
12 DeAndre Hunter		22:02	6	8	3	5	2	2	0	1	1	1	2	0	0	0	3	17
5 Sam Merrill		17:46	2	7	0	4	0	0	2	5	7	0	0	4	1	0	2	4
32 Dean Wade		15:58	2	3	2	3	0	0	0	0	0	0	0	0	0	0	-14	6
35 Isaac Okoro		13:48	3	6	2	5	2	2	1	0	1	1	1	0	0	0	5	10
8 Javonte Green		07:01	1	5	1	2	0	0	3	0	3	1	2	1	0	0	-2	3
9 Craig Porter Jr.	DNP - Coach's Decision																	
13 Tristan Thompson	DNP - Coach's Decision																	
240:00 42 94 17 45 11 14 16 28 44 24 12 11 11 5 -11 112																		
44.7% 37.8% 78.6% TM REB: 1 TOT TO: 11 (20 PTS)																		

HOME: PHOENIX SUNS (34-37)

POS	MIN	FG	FGA	3P	3PA	FT	FTA	OR	DR	TOT	A	PF	ST	TO	BS	+/-	PTS	
0 Ryan Dunn	F	26:20	4	9	2	5	0	0	3	6	9	1	1	1	0	1	7	10
35 Kevin Durant	F	38:31	17	29	4	9	4	4	0	6	6	8	1	0	3	1	7	42
4 Oso Iglohodaro	C	44:05	3	7	0	0	0	0	5	8	13	4	2	0	3	0	15	6
1 Devin Booker	G	38:55	7	17	1	4	2	2	0	2	2	10	4	1	0	1	13	17
12 Collin Gillespie	G	23:53	5	6	3	3	0	0	0	2	2	4	1	1	1	0	11	13
00 Royce O'Neele		21:24	5	8	5	8	0	0	1	4	5	2	3	0	3	0	-1	15
17 Cody Martin		22:22	1	5	0	4	2	2	4	6	1	3	2	2	1	-1	4	
21 Tyus Jones		24:30	6	11	4	9	0	0	1	2	3	3	1	2	0	0	4	16
11 Bol Bol	DNP - Coach's Decision																	
10 Damion Lee	DNP - Coach's Decision																	
23 Monte Morris	DNP - Coach's Decision																	
240:00 52 92 19 42 8 8 12 34 46 33 16 6 13 3 11 123																		
49.2% 45.2% 100% TM REB: 8 TOT TO: 15 (24 PTS)																		

SCORE BY PERIOD

	1	2	3	4	FINAL
Cavaliers	34	17	28	33	112
SUNS	35	27	36	25	123

Inactive: Cavaliers - Bates, Tomlin, Travers, Tyson (Injury/Illness - Left Knee: Soreness)

Inactive: Suns - Allen, Beal, Bridges, Micic, Plumlee, Richards, Washington Jr.

Points in the Paint: Cavaliers 48 (24/40), SUNS 46 (23/40)

2nd Chance Points: Cavaliers 18 (7/14), SUNS 18 (7/13)

Fast Break Points: Cavaliers 17 (7/15), SUNS 11 (4/6)

Biggest Lead: Cavaliers 4, SUNS 21

Lead Changes: 5

Times Tied: 1

Copyright (c) 2024-2025 NBA Properties, Inc. All Rights Reserved

GAME 73

NATIONAL BASKETBALL ASSOCIATION										OFFICIAL SCORER'S REPORT FINAL BOX									
Thursday, March 27, 2025 Rocket Arena, Cleveland, OH																			
Officials: #46 Ben Taylor, #36 Brent Barnaky, #67 Brandon Adair										Game Duration: 2:18 Attendance: 19432 (Sellout)									
VISITOR: San Antonio Spurs (31-41)																			
	POS	MIN	FG	FGA	3P	3PA	FT	FTA	OR	DR	TOT	A	PF	ST	TO	BS	+/-	PTS	
24 Devin Vassell	F	36:43	7	15	4	10	4	4	0	3	3	4	5	1	2	0	-6	22	
40 Harrison Barnes	F	27:14	4	8	1	3	1	1	1	1	2	2	0	2	0	0	-6	10	
18 Bismack Biyombo	C	15:10	4	5	1	5	0	0	2	4	6	1	1	1	0	2	5	8	
5 Stephen Castle	G	31:53	9	23	2	5	2	6	7	4	11	8	4	1	3	0	-1	22	
3 Chris Paul	G	33:09	2	10	1	4	0	0	0	0	4	4	5	2	2	1	0	4	5
0 Keldon Johnson 27:25 7 16 1 5 2 2 4 6 10 0 4 2 1 2 1 0 0 17																			
30 Julian Champagne 24:27 4 13 3 9 5 5 2 5 7 1 0 0 1 0 0 1 0 -6 16																			
10 Jeremy Sochan 22:47 5 12 1 3 2 3 1 4 5 2 3 0 1 1 1 -12 13																			
14 Blake Wesley 14:11 1 1 1 1 0 0 0 0 0 1 1 0 1 0 -19 3																			
54 Sandro Mamukelashvili 07:01 0 3 0 3 0 0 2 0 2 3 0 1 0 0 1 0 1 0																			
22 Malaki Branham DNP - Coach's Decision																			
11 Jordan McLaughlin DNP - Coach's Decision																			
240:00 43 106 14 43 16 21 19 31 50 27 20 10 3 -8 116																			
40.6% 32.6% 76.2% TM REB: 7 TOT TO: 10 (12 PTS)																			
HOME: CLEVELAND CAVALIERS (59-14)																			
	POS	MIN	FG	FGA	3P	3PA	FT	FTA	OR	DR	TOT	A	PF	ST	TO	BS	+/-	PTS	
1 Max Strus	F	28:43	7	10	4	7	0	0	1	3	4	4	3	0	2	0	-2	18	
32 Dean Wade	F	24:36	1	5	1	5	0	0	1	2	3	0	0	0	0	0	-6	3	
31 Jarrett Allen	C	30:00	10	11	0	0	9	11	3	12	15	0	1	1	2	1	1	29	
45 Donovan Mitchell	G	35:15	8	18	4	9	5	5	3	5	8	14	1	1	1	1	6	25	
10 Darius Garland	G	30:00	4	15	2	7	0	0	2	2	4	9	1	2	4	0	1	10	
5 Sam Merrill 24:14 5 13 3 9 0 0 0 2 2 2 3 0 1 1 1 6 13																			
12 DeAndre Hunter 31:08 6 15 1 7 1 2 0 7 7 2 3 2 3 1 9 14																			
35 Isaac Okoro 19:17 4 7 1 2 0 0 0 4 4 1 1 0 0 0 10 9																			
8 Javonte Green 08:34 1 4 1 2 0 0 2 3 5 1 0 1 0 0 15 3																			
13 Tristan Thompson 08:13 0 1 0 0 0 0 2 2 4 0 1 0 0 1 0 0 0																			
9 Craig Porter Jr. DNP - Coach's Decision																			
240:00 46 99 17 48 15 18 14 42 56 33 14 7 13 5 8 124																			
46.5% 35.4% 83.3% TM REB: 11 TOT TO: 14 (13 PTS)																			
SCORE BY PERIOD 1 2 3 4 FINAL																			
Spurs 24 25 34 33 116																			
CAVALIERS 30 24 32 38 124																			
Inactive: Spurs - Basseley (Injury/Illness - Left Knee; Acute-on-chronic), Duke Jr. (G League - Two-Way), Fox (Injury/Illness - Left Fifth Finger; Extensor Tendon Surgery), Ingram (G League - Two-Way), Minix (G League - Two-Way), Wentenayana (Injury/Illness - Right Shoulder; Deep Vein Thrombosis)																			
Inactive: Cavaliers - Bates (G League - Two-Way), Jerome (Injury/Illness - Left Knee; Soreness), Mobley (Rest), Tomlin (G League - Two-Way), Travers (G League - Two-Way), Tyson (Injury/Illness - Left Knee; Sprain)																			
Points in the Paint: Spurs 52 (26/56), CAVALIERS 56 (29/47)																			
2nd Chance Points: Spurs 18 (8/11), CAVALIERS 14 (6/14)																			
Fast Break Points: Spurs 18 (8/15), CAVALIERS 21 (8/12)																			
Flagrant Fouls: None																			
Spurs (0): NONE																			
CAVALIERS (2): 3:08 3rd Hunter-FLG1, 9:36 4th Thompson-FLG2																			
Ejections: None																			
Spurs (0): NONE																			
CAVALIERS (1): Thompson 9:36 4th																			
MEMO: Jarrett Allen sets season high in points																			
MEMO: Stephen Castle sets career high in rebounds																			
MEMO: Donovan Mitchell sets career high in assists																			

GAME 74

NATIONAL BASKETBALL ASSOCIATION										OFFICIAL SCORER'S REPORT FINAL BOX									
Friday, March 28, 2025 Little Caesars Arena, Detroit, MI																			
Officials: #24 Kevin Scott, #3 Nick Buchert, #56 John Conley										Game Duration: 2:29 Attendance: 20062 (Sellout)									
VISITOR: Cleveland Cavaliers (59-15)																			
	POS	MIN	FG	FGA	3P	3PA	FT	FTA	OR	DR	TOT	A	PF	ST	TO	BS	+/-	PTS	
35 Isaac Okoro	F	24:47	1	2	0	1	5	8	1	2	3	0	4	0	0	0	-9	7	
4 Evan Mobley	F	32:34	3	10	2	6	1	2	0	6	6	4	1	0	3	2	-23	9	
31 Jarrett Allen	C	19:17	4	7	0	0	0	0	2	2	4	0	0	0	0	1	-13	8	
45 Donovan Mitchell	G	35:40	12	24	3	8	11	13	2	3	5	5	1	3	0	0	-16	38	
10 Darius Garland	G	34:29	7	17	5	11	2	2	1	4	5	6	3	1	4	0	-8	21	
5 Sam Merrill		20:26	2	5	2	5	0	0	1	3	4	0	3	3	0	0	-3	6	
12 DeAndre Hunter		19:30	3	7	0	2	5	6	1	2	3	0	3	1	2	0	-6	11	
32 Dean Wade		18:35	3	5	2	4	2	3	1	1	2	1	2	0	1	0	8	10	
8 Javonte Green		12:38	0	1	0	1	2	0	4	4	0	4	0	1	0	1	1	1	
9 Craig Porter Jr.		20:53	3	5	1	2	2	2	2	3	5	2	2	3	0	0	2	9	
13 Tristan Thompson		01:11	1	1	0	0	0	0	0	0	0	0	0	0	0	0	2	2	
		240:00	39	84	15	40	29	38	11	30	41	16	27	9	14	3	-11	122	
				46.4%		37.5%		76.3%			TM REB: 15	TOT TO: 15 (17 PTS)							
HOME: DETROIT PISTONS (42-32)																			
	POS	MIN	FG	FGA	3P	3PA	FT	FTA	OR	DR	TOT	A	PF	ST	TO	BS	+/-	PTS	
8 Tim Hardaway Jr.	F	33:09	10	18	7	11	5	5	0	1	1	3	3	0	0	1	0	14	32
9 Ausran Thompson	F	31:39	8	18	0	2	2	2	3	7	10	2	2	2	2	4	15	18	
0 Jalen Duren	C	27:28	6	9	0	0	4	6	6	7	13	0	4	1	0	1	15	16	
5 Malik Beasley	G	36:18	4	10	3	5	8	8	3	1	4	4	4	1	1	0	7	19	
17 Dennis Schroder	G	39:12	5	14	1	5	6	7	2	5	7	10	5	1	2	0	16	17	
25 Marcus Sasser		18:53	1	9	1	5	1	2	0	1	1	4	1	1	2	0	-3	4	
19 Simone Fontecchio		13:49	1	3	1	3	0	0	1	1	0	4	0	2	0	0	1	3	
28 Isaiah Stewart		20:32	5	6	0	0	4	5	1	3	4	1	5	0	2	0	-4	14	
00 Ronald Holland II		19:00	4	5	2	3	0	0	0	2	2	1	1	0	3	0	-6	10	
12 Tobias Harris	DND - Injury/Illness - Right Achilles; Tendinopathy																		
24 Dennis Jenkins	DNP - Coach's Decision																		
34 Bobi Klintman	DNP - Coach's Decision																		
7 Paul Reed	DNP - Coach's Decision																		
43 Lindy Waters III	DNP - Coach's Decision																		
		240:00	44	92	15	34	30	35	16	27	43	25	29	8	13	5	11	133	
				47.8%		44.1%		85.7%			TM REB: 8	TOT TO: 13 (14 PTS)							
SCORE BY PERIOD										1	2	3	4	FINAL					
Cavaliers										26	31	32	25	39	122				
PISTONS										26	31	32	38	32	133				
Inactive: Cavaliers - Bates, Jerome, Strus, Tomlin, Travers, Tyson																			
Inactive: Pistons - Cunningham, Harter Jr., Ivey, Smith																			
Points in the Paint: Cavaliers 41 (22/40), PISTONS 36 (30/46)																			
2nd Chance Points: Cavaliers 16 (8/15), PISTONS 24 (8/16)																			
Fast Break Points: Cavaliers 6 (2/6), PISTONS 25 (10/15)																			
Technical Fouls - Individual																			
Cavaliers (1): Atkinson 0:30 2nd																			
PISTONS (6): NONE																			

GAME 78

<

GAME 80

NATIONAL BASKETBALL ASSOCIATION

OFFICIAL SCORER'S REPORT

Thursday, April 10, 2025 Gainbridge Fieldhouse, Indianapolis, IN

Officials: #74 Curtis Blair, #50 Gediminas Petraitis, #43 Matt Myers

Game Duration: 22:41

Attendance: 17020

VISITOR: Cleveland Cavaliers (31-17)

POS	MIN	FG	FGA	3P	3PA	FT	FTA	OR	DR	TOT	A	PF	ST	TO	BS	+/-	PTS	
12 De'Aundre Hunter	F	31:38	9	19	3	7	2	2	1	10	11	2	3	2	3	1	18	23
32 F	29:11	3	7	2	2	5	0	0	0	4	4	4	1	2	1	0	6	8
31 Jarrett Allen	C	15:54	1	4	0	0	1	2	3	7	10	1	0	0	0	0	-3	3
5 Sam Merrill	G	28:57	5	9	5	8	0	0	0	3	3	4	3	1	0	1	-2	15
2 Ty Jerome	G	25:43	9	16	4	6	2	2	1	1	2	6	1	0	2	1	13	24
9 Craig Porter Jr.		27:34	7	17	1	4	1	2	2	1	3	3	0	0	4	0	-13	16
35 Isaac Okoro		31:05	5	11	2	6	1	1	0	2	2	2	4	0	0	0	-1	13
8 Javonte Green		21:40	1	3	0	1	1	2	0	0	2	2	2	1	1	0	-14	3
13 Tristan Thompson		19:59	3	8	0	0	1	2	4	8	12	0	2	0	0	0	-5	7
24 Jaylon Tyson		08:19	0	4	0	0	0	0	0	0	1	1	0	0	0	0	-9	0
21 Enroni Bates	DNP - Coach's Decision																	
18 Chuma Okeke	DNP - Coach's Decision																	
30 Nae'Owan Tomlin	DNP - Coach's Decision																	
33 Luke Travers	DNP - Coach's Decision																	
240:00	43	96	17	37		9	13		11	39	50	24	16	6	11	3	-2	112
	43.9%	45.9%		69.2%						TM REB: 12								TOT TO: 11 (14 PTS)

HOME: INDIANA PACERS (49-31)

POS	MIN	FG	FGA	3P	3PA	FT	FTA	OR	DR	TOT <th>A</th> <th>PF</th> <th>ST<th>TO</th><th>BS</th><th>+/-</th><th>PTS</th></th>	A	PF	ST <th>TO</th> <th>BS</th> <th>+/-</th> <th>PTS</th>	TO	BS	+/-	PTS		
23 Aaron Nesmith	F	30:19	7	14	5	5	6	1	5	6	1	3	0	0	0	4	22		
34 Pascal Siakam	F	33:02	4	10	1	2	1	3	1	7	8	2	1	0	2	1	4	10	
33 Miles Turner	C	31:15	4	9	1	4	4	5	2	5	7	1	4	0	2	4	9	13	
2 Andrew Nembhard	D	28:17	1	8	0	3	0	0	0	1	1	7	3	2	0	0	6	2	
0 Tyrese Haliburton	G	35:53	8	16	4	11	3	4	1	7	8	10	0	2	3	15	23		
00 Bennedict Mathurin		23:41	6	14	1	5	0	0	1	2	3	1	2	1	0	0	-8	13	
1 Oso Toppin		19:25	4	7	1	4	2	1	3	4	2	3	4	0	0	2	-3	10	
9 T.J. McConnell		15:40	3	6	0	1	0	0	0	2	1	3	4	1	0	0	1	-2	6
3 Thomas Bryant		08:06	0	2	0	1	0	0	0	1	2	3	0	0	0	0	-7	0	
5 Jerace Martin		14:42	6	7	3	4	0	0	0	3	3	0	1	0	2	0	-8	15	
13 Tony Bradley	DNP - Coach's Decision																		
10 Ray Dennis	DNP - Coach's Decision																		
8 Enrique Freeman	DNP - Coach's Decision																		
12 Johnny Furphy	DNP - Coach's Decision																		
16 James Johnson	DNP - Coach's Decision																		
240:00	43	93	141	14	20	10	36	46	28	16	3	9	11	2	1	114			
	46.2%	34.1%		70%						TM REB: 7								TOT TO: 10 (16 PTS)	

SCORE BY PERIOD

	1	2	3	4	FINAL
Cavaliers	23	33	26	30	112
Pacers	28	24	29	33	114

Inactive: Cavaliers - Garland (Injury/Illness - Left Great Toe; Sprain), Mitchell (Injury/Illness - Left Ankle; Sprain), Mobley (Rest), Strus (Injury/Illness - Right Knee; Contusion)

Inactive: Pacers - Garland (Injury/Illness - Right Achilles Tendon; Tear), Jackson (G League - Two-Way), Sheppard (Injury/Illness - Left Great Toe; Sprain)

Points in the Paint: Cavaliers 44 (22/49), PACERS 42 (21/38)

Biggest Lead: Cavaliers 11, PACERS 7

2nd Chance Points: Cavaliers 15 (8/31), PACERS 8 (5/12)

Lead Changes: 10

Fast Break Points: Cavaliers 6 (2/7), PACERS 23 (9/32)

Lead Changes Times Tied: 6

Technical Fouls - Individuals

Cavaliers (0): Anderson 0:58 3rd, Anderson 0:58 3rd

PACERS (0): NONE

Technical Fouls - Non-Unsportsmanlike

Cavaliers (1): Tyson 2:05 3rd (Defensive Three Seconds)

PACERS (0): NONE

Ejections

Cavaliers (1): Anderson 0:58 3rd

PACERS (0): NONE

Copyright (c) 2024-2025 NBA Properties, Inc. All Rights Reserved

GAME 81

NATIONAL BASKETBALL ASSOCIATION										OFFICIAL SCORER'S REPORT FINAL BOX										
Friday, April 11, 2025 Madison Square Garden, New York, NY										Game Duration: 2:18 Attendance: 19812 (Sellout)										
Officials: #60 James Williams, #32 Marat Kogut, #44 Brett Nansel																				
VISITOR: Cleveland Cavaliers (64-17)																				
POS	MIN	FG	FGA	3P	3PA	FT	FTA	OR	DR	TOT	A	PF	ST	TO	BS	+/-	PTS			
4 Evan Mobley	F 35:09	3	10	1	5	9	14	4	6	10	2	2	1	2	0	-5	16			
32 Dean Wade	F 26:43	0	2	0	1	1	2	0	2	2	0	2	0	1	0	2	1			
31 Jarrett Allen	C 32:50	4	6	0	0	3	4	3	10	13	2	1	1	1	0	21	11			
10 Darius Garland	C 32:50	10	17	1	5	5	7	0	2	2	13	1	2	3	0	21	26			
1 Max Strus	G 34:50	7	15	5	12	0	0	0	5	5	3	2	0	5	2	-4	19			
9 Craig Porter Jr.	21:10	4	5	0	0	3	3	3	2	5	1	2	1	2	0	-13	11			
35 Isaac Okoro	27:25	6	9	3	3	0	0	2	3	5	1	4	1	0	0	9	15			
24 Jaylon Tyson	21:48	3	9	1	3	0	0	1	4	5	1	3	1	1	0	3	7			
8 Javonte Green	07:15	1	4	0	2	0	0	0	2	2	0	0	0	0	0	-4	2			
21 Emoni Bates	DNP - Coach's Decision																			
18 Chuma Okeke	DNP - Coach's Decision																			
13 Tristan Thompson	DNP - Coach's Decision																			
30 Nae'Qwan Tomlin	DNP - Coach's Decision																			
33 Luke Travers	DNP - Coach's Decision																			
240:00		38	77	11	31	21	30	13	36	49	23	17	7	15	2	6	108			
						49.4%		35.5%		70%		TM REB: 9						TOT TO: 15 (15 PTS)		
HOME: NEW YORK KNICKS (50-31)																				
POS	MIN	FG	FGA	3P	3PA	FT	FTA	OR	DR	TOT	A	PF	ST	TO	BS	+/-	PTS			
8 OG Anunoby	F 34:47	6	18	2	9	1	2	0	4	4	4	3	2	1	0	-2	15			
3 Josh Hart	F 34:29	3	6	2	3	0	0	2	9	11	5	4	1	2	0	-16	8			
23 Mitchell Robinson	C 32:48	3	4	0	0	2	4	5	2	7	2	3	2	0	1	-3	8			
25 Mikal Bridges	G 36:24	6	13	1	5	4	5	2	0	2	8	2	1	0	0	-14	17			
11 Jalen Brunson	G 36:17	9	17	3	7	6	7	0	1	1	2	1	1	3	0	-6	27			
2 Miles McBride	17:33	4	8	3	5	1	2	0	1	1	1	3	1	0	0	13	12			
1 Cameron Payne	11:43	0	5	0	1	0	0	0	0	0	0	0	0	1	1	0	0			
44 Landry Shamet	20:47	5	12	5	11	0	0	1	2	3	0	0	0	0	0	1	15			
5 Precious Achiuwa	15:12	0	5	0	0	0	0	0	6	6	0	2	2	1	1	-9	0			
4 Pacome Dadiet	DNP - Coach's Decision																			
13 Tyler Kolek	DNP - Coach's Decision																			
9 Kevin McCullar Jr.	DNP - Coach's Decision																			
17 P.J. Tucker	DNP - Coach's Decision																			
21 Anton Watson	DNP - Coach's Decision																			
0 Delon Wright	DNP - Coach's Decision																			
240:00		36	88	16	41	14	20	10	25	35	22	18	11	8	2	-6	102			
						40.9%		39%		70%		TM REB: 13						TOT TO: 11 (16 PTS)		
SCORE BY PERIOD																				
	1	2	3	4	FINAL															
Cavaliers	24	26	28	30	108															
Kniks	39	23	24	16	102															
Inactive: Cavaliers - Hunter (Rest), Jerome (Injury/Illness - Left Knee; Injury Management), Merrill (Rest), Mitchell (Injury/Illness - Left Ankle; Sprain)																				
Inactive: Knicks - Beauchamp (G League - Two-Way), Hukporti (Injury/Illness - Left Knee; Meniscus Surgery), Towns (Injury/Illness - Left Knee; Patellofemoral Syndrome)																				
Points in the Paint: Cavaliers 52 (26/43), KNICKS 34 (17/34)										Biggest Lead: Cavaliers 6, KNICKS 23										
2nd Chance Points: Cavaliers 7 (3/11), KNICKS 16 (8/13)										Lead Changes: 8										
Fast Break Points: Cavaliers 19 (8/9), KNICKS 20 (8/11)										Times Tied: 4										
Technical fouls - Individual																				
Cavaliers (1): Garland 10:20 3rd																				
KNICKS (1): Brunson 10:31 3rd																				

Copyright (c) 2024-2025 NBA Properties, Inc. All Rights Reserved

Copyright (c) 2024-2025 NBA Properties, INC. All Rights Reserved.

GAME 82

NATIONAL BASKETBALL ASSOCIATION

OFFICIAL SCORER'S REPORT

FINAL BOX

Sunday, April 13, 2025 Rocket Arena, Cleveland, OH

Officials: #19 James Capers, #26 Pat Fraher, #83 Andy Nagy

Game Duration: 2:48

Attendance: 19432 (Sellout)

VISITOR: Indiana Pacers (50-32)

POS	MIN	FG	FGA	3P	3PA	FT	FTA	OR	DR	TOT	A	PF	ST	TO	BS	+/-	PTS		
5 Jarace Walker	F 31:07	5	13	1	5	0	0	0	8	8	5	1	2	0	0	-17	11		
1 Obi Toppin	F 12:15	3	6	1	3	0	0	1	2	3	0	1	2	2	0	-6	7		
33 Myles Turner	C 12:43	3	4	1	2	2	2	0	1	1	1	1	0	1	1	-9	9		
23 Aaron Nesmith	G 14:22	4	7	1	2	1	2	2	4	4	1	2	1	1	0	-11	10		
2 Andrew Nembhard	G 14:28	1	8	1	3	0	0	0	0	0	0	4	1	0	0	-8	3		
12 Johnny Furphy	41:26	5	16	1	7	4	4	2	7	9	5	5	1	3	1	12	15		
3 Thomas Bryant	17:59	3	6	1	4	0	0	1	2	3	0	0	0	0	0	-14	7		
9 T.J. McConnell	18:47	4	8	0	0	0	0	0	0	0	1	1	1	1	0	-24	8		
29 Quenton Jackson	39:53	7	16	0	4	7	7	1	5	6	2	2	4	1	0	22	21		
13 Tony Bradley	27:18	6	13	0	0	2	4	5	9	14	1	2	0	1	5	31	14		
8 Enrique Freeman	31:09	2	8	0	3	4	4	2	6	8	1	1	1	1	1	29	8		
10 RayJ Dennis	28:53	5	14	3	9	0	0	0	5	5	6	3	3	0	2	35	13		
16 James Johnson	DNP - Coach's Decision																		
290:00		48	119	10	42	20	22	14	47	61	27	20	15	13	10	8	128		
		40.3%		23.8%		90.9%				TM REB: 11								TOT TO: 13 (20 PTS)	

HOME: CLEVELAND CAVALIERS (64-18)

POS	MIN	FG	FGA	3P	3PA	FT	FTA	OR	DR	TOT	A	PF	ST	TO	BS	+/-	PTS		
24 Jaylon Tyson	F 35:00	25	34	12	13	4	4	3	4	7	4	3	3	5	1	0	31		
30 Nae'Owan Tomlin	F 46:45	8	21	2	8	6	8	6	6	12	2	6	0	1	1	9	24		
31 Jarrett Allen	C 00:41	0	1	0	1	0	0	0	0	0	1	1	0	0	0	2	0		
6 Javonte Green	G 19:47	4	12	0	5	0	0	2	1	3	2	5	2	0	1	-17	8		
9 Craig Porter Jr.	G 42:45	7	19	4	9	2	4	1	4	5	5	5	2	0	7	22	20		
13 Tristan Thompson	42:42	1	4	0	0	1	6	2	18	20	3	1	3	1	3	-25	3		
18 Chuma Okeke	21:51	1	5	1	5	0	0	1	3	4	2	0	0	0	1	2	3		
33 Luke Travers	27:40	2	9	0	5	0	0	3	5	8	2	1	0	3	0	-1	4		
21 Emori Bates	41:49	9	19	7	15	0	0	0	6	6	2	2	0	2	1	-22	25		
35 Isaac Okoro	DND - Rest																		
32 Dean Wade	DND - Rest																		
290:00		44	115	18	60	12	22	18	47	65	21	23	6	21	9	-8	118		
		38.3%				54.5%				TM REB: 17								TOT TO: 12 (20 PTS)	

Inactive: Pacers - Holliston (Injury/Illness) - Low Back (Injury Management), Jackson (Injury/Illness) - Right Achilles Tendon (Torn), Mathurin (Injury/Illness) - Left calf (Injury Management), Sheppard (Injury/Illness) - Left Great Toe (Sprain), Siakam (Injury/Illness) - Right Elbow (Injury Management)

Inactive: Cavaliers - Garland (Injury/Illness) - Left Great Toe (Injury Management), Hunter (Injury/Illness) - Right Knee (Injury Management), Merritt (Rest), Mitchell (Injury/Illness) - Left Ankle (Sprain), Mobley (Injury/Illness) - Low Back (Soreness), Strus (Injury/Illness) - Right Knee (Injury Management)

Points in the Paint: Pacers 76 (38/72), Cavaliers 48 (24/50)

2nd Chance Points: Pacers 15 (9/14), Cavaliers 17 (8/20)

Fast Break Points: Pacers 23 (11/21), Cavaliers 18 (9/15)

Biggest Lead: Pacers & CAVALIERS 27

Least Chased: Pacers

Times Tied: 5

MEMO: Tony Bradley sets season high in rebounds and career high in blocked shots

MEMO: Emori Bates sets career high in points

MEMO: Nae'Owan Tomlin sets career high in points and rebounds

MEMO: Craig Porter Jr sets Season High in Points

MEMO: Tristan Thompson sets season high in rebounds

MEMO: Jaylon Tyson sets career high in points

Copyright (c) 2024-2025 NBA Properties, Inc. All Rights Reserved



PLAYOFF HISTORY



1976 PLAYOFF RESULTS

Eastern Conference Semifinals

Date	Site	W/L	Cle	Was	Series	Attendance
April 13	Cleveland	L	95	100	0-1	19,974
April 15	Washington	W	80	79	1-1	17,988
April 17	Cleveland	W	88	76	2-1	21,061
April 21	Washington	L	98	109	2-2	17,542
April 22	Cleveland	W	92	91	3-2	21,312
April 26	Washington	L	98	102	OT 3-3	19,035
April 29	Cleveland	W	87	85	4-3	21,564*

Eastern Conference Finals

Date	Site	W/L	Cle	Bos	Series	Attendance
May 6	Boston	L	99	111	0-1	14,264
May 9	Boston	L	89	94	0-2	12,098
May 11	Cleveland	W	83	78	1-2	21,564*
May 14	Cleveland	W	106	87	2-2	21,564*
May 16	Boston	L	94	99	2-3	12,951
May 19	Cleveland	L	87	94	2-4	21,564*

* NBA Playoff Record at the time

PLAYER	G	MIN	Field Goals			Free Throws			Rebounds			AST	PF	DQ	STL	BLK	PTS	AVG	HI
			FGM	FGA	PCT	FTM	FTA	PCT	OFF	DEF	REB								
Chones	7	242	47	114	.412	11	18	.611	14	36	50	6	23	0	1	6	105	15.0	23
Clemons	13	503	73	184	.397	33	40	.825	23	48	71	61	34	0	8	3	179	13.8	18
Russell	13	328	65	161	.404	47	55	.855	25	46	71	14	51	0	8	7	177	13.6	22
B. Smith	13	379	71	164	.433	22	25	.880	11	32	43	30	41	1	11	3	164	12.6	27
Snyder	13	364	69	153	.451	18	22	.818	10	19	29	31	35	1	11	6	156	12.0	26
Carr	13	273	66	138	.478	22	36	.611	11	12	23	26	29	0	6	3	154	11.8	27
Brewer	13	489	44	101	.436	26	48	.542	40	100	140	37	34	0	13	12	114	8.8	15
Thurmond	13	375	37	79	.468	13	32	.406	38	79	117	28	52	2	6	29	87	6.7	13
Walker	13	125	11	27	.407	8	10	.800	5	11	16	23	17	0	7	1	30	2.3	8
Witte	7	28	6	11	.545	4	4	1.000	4	5	9	4	4	0	0	0	16	2.3	6
Lambert	6	34	5	13	.385	2	2	1.000	2	9	11	1	7	0	1	2	12	2.0	4
Garrett	4	5	0	0	---	2	4	.500	0	0	0	0	0	0	0	0	2	0.5	2
Cavaliers	13	3145	494	1145	.431	208	296	.703	183	397	580	261	327	4	72	72	1196	92.0	106
Opponents	13	3145	467	1073	.435	271	368	.736	165	434	599	223	316	6	79	67	1205	92.7	111

1977 PLAYOFF RESULTS

Eastern Conference First Round

Date	Site	W/L	Cle	Was	Series	Attendance
April 13	Washington	L	100	109	0-1	11,240
April 15	Cleveland	W	91	83	1-1	19,545
April 17	Washington	L	98	104	1-2	10,488

PLAYER	G	MIN	Field Goals			Free Throws			Rebounds			AST	PF	DQ	STL	BLK	PTS	AVG	HI
			FGM	FGA	PCT	FTM	FTA	PCT	OFF	DEF	REB								
Russell	3	100	21	54	.389	11	15	.733	10	16	26	10	10	0	3	1	53	17.7	22
Walker	3	95	18	37	.486	11	15	.733	4	8	12	20	12	0	4	1	47	15.7	20
E. Smith	3	56	18	33	.545	5	8	.625	6	18	24	1	10	0	5	3	41	13.7	20
Chones	3	99	16	27	.593	7	7	1.000	11	20	31	3	9	0	0	1	39	13.0	19
Brewer	3	113	11	27	.407	1	1	1.000	11	25	36	5	11	0	4	4	23	7.7	13
A. Carr	3	83	11	39	.282	1	3	.333	4	6	10	10	13	0	2	1	23	7.7	8
B. Smith	3	57	9	39	.231	3	3	1.000	3	5	8	4	5	0	3	1	21	7.0	10
Brokaw	3	44	9	19	.474	2	6	.333	3	1	4	12	7	0	2	1	20	6.7	12
Snyder	3	53	8	27	.296	2	5	.400	2	3	5	4	6	0	1	2	18	6.0	9
Lambert	3	19	2	4	.500	0	0	---	2	1	3	0	4	0	2	0	4	1.3	2
Thurmond	1	1	0	0	---	0	0	---	0	1	1	0	0	0	0	1	0	0.0	0
Cavaliers	3	720	123	306	.402	43	63	.683	56	104	160	69	87	0	26	16	289	96.3	100
Opponents	3	720	107	248	.431	82	106	.774	30	113	143	56	72	1	15	14	296	98.7	109

1978 PLAYOFF RESULTS

Eastern Conference First Round

Date	Site	W/L	Cle	NY	Series	Attendance
April 12	Cleveland	L	114	132	0-1	19,739
April 14	New York	L	107	109	0-2	18,965

PLAYER	G	MIN	Field Goals			Free Throws			Rebounds			AST	PF	DQ	STL	BLK	PTS	AVG	HI
			FGM	FGA	PCT	FTM	FTA	PCT	OFF	DEF	REB								
Russell	2	88	19	39	.487	17	21	.810	7	8	15	11	9	0	3	1	55	27.5	32
A. Carr	2	69	10	27	.370	15	16	.938	3	5	8	5	8	0	2	1	35	17.5	20
Furrow	2	50	13	27	.481	6	6	1.000	3	2	5	5	1	0	0	0	32	16.0	20
Chones	2	82	13	27	.481	4	8	.500	3	12	15	7	7	0	2	1	30	15.0	17
E. Smith	2	56	11	24	.458	3	6	.500	6	13	19	0	9	0	3	3	25	12.5	17
Walker	2	70	10	26	.385	5	5	1.000	5	2	7	10	7	0	3	2	25	12.5	16
B. Smith	2	34	8	13	.615	0	0	---	2	1	3	1	2	0	0	0	16	8.0	10
Lambert	2	19	1	3	.333	1	2	.500	2	6	8	0	3	0	0	0	3	1.5	3
Brewer	1	9	0	1	.000	0	2	.000	0	0	0	0	2	0	0	0	0	0.0	0
Snyder	1	3	0	0	---	0	0	---	0	0	0	0	0	0	0	0	0	0.0	0
Cavaliers	2	480	85	187	.455	51	66	.773	31	49	80	39	48	0	13	8	221	110.5	114
Opponents	2	480	101	180	.561	39	50	.780	28	58	86	62	58	0	10	11	241	120.5	132



1985 PLAYOFF RESULTS

Eastern Conference First Round

Date	Site	W/L	Cle	Bos	Series	Attendance
April 18	Boston	L	123	126	0-1	14,890
April 20	Boston	L	106	108	0-2	14,890
April 23	Cleveland	W	105	98	1-2	20,900
April 25	Cleveland	L	115	117	1-3	20,900

PLAYER	G	MIN	Field Goals			3-Point FG			Free Throws			Rebounds			AST	PF	DQ	STL	BLK	PTS	AVG	HI
			FGM	FGA	PCT	FGM	FGA	PCT	FTM	FTA	PCT	OFF	DEF	REB								
Free	4	150	41	93	.441	0	4	.000	23	25	.920	4	6	10	31	12	0	6	0	105	26.3	32
Hinson	4	120	26	48	.542	0	0	---	15	23	.652	10	20	30	3	18	1	3	9	67	16.8	24
Hubbard	4	101	24	45	.533	1	1	1.000	13	17	.765	11	9	20	3	16	0	3	0	62	15.5	23
Bagley	4	168	22	56	.393	0	3	.000	7	10	.700	1	15	16	40	7	0	10	0	51	12.8	22
Shelton	4	106	19	34	.559	0	0	---	8	10	.800	6	16	22	4	20	2	2	1	46	11.5	14
Davis	3	50	12	16	.750	0	1	.000	4	5	.800	1	5	6	15	5	0	5	0	28	9.3	15
Poquette	4	91	13	21	.619	0	0	---	4	5	.800	4	10	14	1	16	2	2	6	30	7.5	10
Jones	4	45	9	18	.500	0	1	.000	7	8	.875	2	6	8	3	6	0	2	0	25	6.3	14
Turpin	4	45	12	19	.632	0	0	---	1	2	.500	3	5	8	0	3	0	4	1	25	6.3	10
West	4	68	3	5	.600	0	0	---	2	5	.400	5	13	18	4	19	0	2	0	8	2.0	4
Williams	2	7	1	2	.500	0	0	---	0	0	---	0	0	0	1	1	0	0	0	2	1.0	2
Anderson	2	9	0	3	.000	0	0	---	0	0	---	1	2	3	0	0	0	0	0	0	0.0	0
Cavaliers	4	960	182	360	.506	1	10	.100	84	110	.764	48	107	155	105	123	5	39	17	449	112.3	123
Opponents	4	960	165	349	.473	3	18	.167	116	135	.859	56	108	164	97	98	2	25	15	449	112.3	126

1988 PLAYOFF RESULTS

Eastern Conference First Round

Date	Site	W/L	Cle	Chi	Series	Attendance
April 28	Chicago	L	93	104	0-1	18,676
May 1	Chicago	L	101	106	0-2	18,645
May 3	Cleveland	W	110	102	1-2	20,068
May 5	Cleveland	W	97	91	2-2	20,026
May 8	Chicago	L	101	107	2-3	18,008

PLAYER	G	MIN	Field Goals			3-Point FG			Free Throws			Rebounds			AST	PF	DQ	STL	BLK	PTS	AVG	HI
			FGM	FGA	PCT	FGM	FGA	PCT	FTM	FTA	PCT	OFF	DEF	REB								
Price	5	205	38	67	.567	5	12	.417	24	25	.960	3	15	18	38	11	1	3	0	105	21.0	31
Harper	4	134	30	63	.476	0	2	.000	11	16	.688	4	16	20	15	9	0	11	4	71	17.8	30
Nance	5	200	34	64	.531	0	0	---	16	18	.889	10	26	36	18	13	0	2	11	84	16.8	27
Daugherty	5	204	29	63	.460	0	0	---	21	31	.677	10	36	46	16	11	0	2	7	79	15.8	21
Sanders	5	134	28	52	.538	0	1	.000	8	10	.800	11	14	25	7	21	0	3	2	64	12.8	18
Williams	5	133	20	40	.500	0	0	---	6	13	.462	13	16	29	4	13	0	3	7	46	9.2	20
Ehlo	5	128	17	40	.425	0	8	.000	10	16	.625	3	15	18	17	14	0	5	0	44	8.8	21
Dudley	4	24	2	4	.500	0	0	---	1	2	.500	4	2	6	2	3	0	0	0	5	1.3	2
Curry	2	17	1	4	.250	0	1	.000	0	0	---	1	0	1	2	1	0	0	1	2	1.0	2
Hubbard	3	21	1	6	.167	0	0	---	0	1	.000	1	2	3	0	1	0	0	0	2	0.7	2
Cavaliers	5	1200	200	403	.496	5	24	.208	97	132	.735	60	142	202	119	97	1	29	32	502	100.4	110
Opponents	5	1200	210	453	.464	0	10	.000	90	104	.865	84	139	223	125	122	3	40	21	510	102.0	107

1989 PLAYOFF RESULTS

Eastern Conference First Round

Date	Site	W/L	Cle	Chi	Series	Attendance
April 28	Cleveland	L	88	95	0-1	19,312
April 30	Cleveland	W	96	88	1-1	20,273
May 3	Chicago	L	94	101	1-2	17,721
May 5	Chicago	W	108	105	OT 2-2	18,264
May 7	Cleveland	L	100	101	2-3	20,273

PLAYER	G	MIN	Field Goals			3-Point FG			Free Throws			Rebounds			AST	PF	DQ	STL	BLK	PTS	AVG	HI
			FGM	FGA	PCT	FGM	FGA	PCT	FTM	FTA	PCT	OFF	DEF	REB								
Harper	5	189	39	69	.565	0	2	.000	20	26	.769	7	14	21	20	20	1	11	4	98	19.6	31
Nance	5	195	38	69	.551	0	0	---	21	32	.656	16	23	39	16	12	0	3	12	97	19.4	27
Price	4	158	22	57	.386	6	16	.375	14	15	.933	4	9	13	22	3	0	3	0	64	16.0	24
Ehlo	4	97	17	39	.436	5	13	.385	9	11	.818	2	4	6	13	10	0	3	1	48	12.0	24
Daugherty	5	167	17	47	.362	0	1	.000	21	35	.600	12	34	46	12	18	0	6	5	55	11.0	17
Williams	5	161	21	45	.467	0	0	---	13	18	.722	7	27	34	10	12	0	2	7	55	11.0	22
Sanders	5	87	15	30	.500	0	0	---	3	5	.600	6	10	16	4	11	0	2	1	33	6.6	14
Valentine	5	80	7	20	.350	0	0	---	7	8	.875	3	4	7	16	7	0	5	0	21	4.2	8
Rollins	5	74	6	8	.750	0	0	---	3	5	.600	5	11	16	1	10	0	3	7	15	3.0	9
Dudley	1	4	0	1	.000	0	0	---	0	0	---	0	0	0	0	1	0	0	0	0	0.0	0
Hubbard	1	1	0	0	---	0	0	---	0	0	---	0	0	0	0	0	0	0	0	0	0.0	0
Keys	1	12	0	3	.000	0	1	.000	0	0	---	0	3	3	1	1	0	0	0	0	0.0	0
Cavaliers	5	1225	182	388	.469	11	33	.333	111	155	.716	62	139	201	115	105	1	38	37	486	97.2	108
Opponents	5	1225	188	414	.454	22	53	.415	92	124	.742	67	149	216	121	133	3	46	18	490	98.0	105



1990 PLAYOFF RESULTS

Eastern Conference First Round

Date	Site	W/L	Cle	Phi	Series	Attendance
April 26	Philadelphia	L	106	111	0-1	15,319
April 28	Philadelphia	L	101	107	0-2	18,168
May 1	Cleveland	W	122	95	1-2	16,317
May 3	Cleveland	W	108	96	2-2	17,106
May 5	Philadelphia	L	97	113	2-3	18,168

PLAYER	G	MIN	Field Goals			3-Point FG			Free Throws			Rebounds			AST	PF	DQ	STL	BLK	PTS	AVG	HI
			FGM	FGA	PCT	FGM	FGA	PCT	FTM	FTA	PCT	OFF	DEF	REB								
Daugherty	5	186	41	70	.586	0	0	---	32	46	.696	4	44	48	20	12	0	2	4	114	22.8	34
Price	5	192	32	61	.525	6	17	.353	30	30	1.000	0	14	14	44	9	0	9	1	100	20.0	27
Williams	5	174	39	70	.557	0	0	---	17	22	.773	14	32	46	11	23	1	2	5	95	19.0	23
Ehlo	5	196	26	62	.419	5	15	.333	12	19	.632	7	25	32	32	18	0	6	0	69	13.8	25
Nance	5	159	26	45	.578	0	0	---	9	12	.750	4	20	24	12	20	0	3	10	61	12.2	20
Bennett	5	135	23	47	.489	0	0	---	4	6	.667	14	7	21	5	11	0	3	1	50	10.0	22
Chievous	3	28	6	10	.600	0	0	---	7	9	.778	2	1	3	2	2	0	1	0	19	6.3	13
Morton	2	9	2	5	.400	0	0	---	2	2	1.000	0	0	0	0	1	0	0	0	6	3.0	6
Rollins	3	38	1	3	.333	0	0	---	6	8	.750	0	8	8	1	7	0	2	1	8	2.7	4
Kerr	5	73	4	14	.286	0	3	.000	0	0	---	1	5	6	10	6	0	4	0	8	1.6	4
Mokeski	3	10	1	2	.500	0	0	---	2	2	1.000	0	2	2	0	2	0	1	1	4	1.3	2
Cavaliers	5	1200	201	389	.517	11	35	.314	121	156	.776	46	158	204	137	111	1	33	23	534	106.8	122
Opponents	5	1200	194	420	.462	15	41	.366	119	154	.773	69	137	206	108	111	0	38	28	522	104.4	113

1992 PLAYOFF RESULTS

Eastern Conference First Round

Date	Site	W/L	Cle	NJ	Series	Attendance
April 23	Cleveland	W	120	113	1-0	16,512
April 25	Cleveland	W	118	96	2-0	20,273
April 28	New Jersey	L	104	109	2-1	15,258
April 30	New Jersey	W	98	89	3-1	13,071

Eastern Conference Semifinals

Date	Site	W/L	Cle	Bos	Series	Attendance
May 2	Cleveland	W	101	76	1-0	17,496
May 4	Cleveland	L	98	104	1-1	20,273
May 8	Boston	L	107	110	1-2	14,890
May 10	Boston	W	114	112	2-2	14,890
May 13	Cleveland	W	114	98	3-2	20,273
May 15	Boston	L	91	122	3-3	14,890
May 17	Cleveland	W	122	104	4-3	20,273

Eastern Conference Finals

Date	Site	W/L	Cle	Chi	Series	Attendance
May 19	Chicago	L	89	103	0-1	18,676
May 21	Chicago	W	107	81	1-1	18,676
May 23	Cleveland	L	96	105	1-2	20,273
May 25	Cleveland	W	99	85	2-2	20,273
May 27	Chicago	L	89	112	2-3	18,676
May 29	Cleveland	L	94	99	2-4	20,273

PLAYER	G	MIN	Field Goals			3-Point FG			Free Throws			Rebounds			AST	PF	DQ	STL	BLK	PTS	AVG	HI
			FGM	FGA	PCT	FGM	FGA	PCT	FTM	FTA	PCT	OFF	DEF	REB								
Daugherty	17	687	124	235	.528	0	1	.000	118	145	.814	37	137	174	58	47	0	11	17	366	21.5	40
Price	17	603	118	238	.496	25	69	.362	66	73	.904	10	32	42	128	34	0	24	4	327	19.2	35
Nance	17	681	124	251	.494	0	1	.000	58	70	.829	45	112	157	43	56	1	14	46	306	18.0	32
Williams	17	567	84	154	.545	0	0	---	87	109	.798	50	80	130	42	58	2	24	17	255	15.0	20
Ehlo	17	552	63	152	.414	21	51	.412	16	21	.762	22	55	77	77	40	0	21	5	163	9.6	21
Sanders	17	418	56	115	.487	1	3	.333	17	21	.810	20	35	55	37	62	0	15	12	130	7.6	17
Battle	15	202	34	82	.415	0	2	.000	21	23	.913	4	8	12	15	11	0	5	1	89	5.9	14
Brandon	12	157	22	55	.400	0	3	.000	3	4	.750	4	18	22	30	17	0	3	1	47	3.9	6
Kerr	12	149	18	41	.439	3	11	.273	5	5	1.000	1	5	6	10	12	0	5	0	44	3.7	9
Phills	5	12	4	9	.444	0	1	.000	3	4	---	2	4	6	5	1	0	1	0	11	2.2	4
Ferry	9	55	7	15	.467	1	3	.333	4	4	---	7	9	16	1	7	0	1	1	19	2.1	8
James	8	22	1	10	.100	0	3	.000	2	4	.500	1	1	2	2	2	0	1	0	4	0.5	4
Cavaliers	17	4105	655	1357	.483	51	148	.345	400	483	.828	203	496	699	448	347	3	125	104	1761	103.6	122
Opponents	17	4105	710	1496	.475	26	94	.277	272	361	.753	246	456	702	407	395	4	143	109	1718	101.1	122



1993 PLAYOFF RESULTS

Eastern Conference First Round

Date	Site	W/L	Cle	NJ	Series	Attendance
April 29	Cleveland	W	114	98	1-0	18,339
May 1	Cleveland	L	99	101	1-1	20,273
May 5	New Jersey	W	93	84	2-1	16,453
May 7	New Jersey	L	79	96	2-2	15,238
May 9	Cleveland	W	99	89	3-2	17,388

Eastern Conference Semifinals

Date	Site	W/L	Cle	Chi	Series	Attendance
May 11	Chicago	L	84	91	0-1	18,676
May 13	Chicago	L	85	104	0-2	18,676
May 15	Cleveland	L	90	96	0-3	20,273
May 17	Cleveland	L	101	103	0-4	20,273

PLAYER	G	MIN	Field Goals			3-Point FG			Free Throws			Rebounds			AST	PF	DQ	STL	BLK	PTS	AVG	HI
			FGM	FGA	PCT	FGM	FGA	PCT	FTM	FTA	PCT	OFF	DEF	REB								
Daugherty	9	356	64	115	.557	0	0	---	40	50	.800	26	79	105	31	25	1	6	7	168	18.7	29
Nance	9	329	61	108	.565	0	0	---	23	30	.767	35	39	74	21	33	1	8	14	145	16.1	24
Price	9	288	43	97	.443	8	26	.308	23	24	.958	1	18	19	55	13	0	15	0	117	13.0	18
Ehlo	9	289	38	91	.418	10	26	.385	12	15	.800	10	21	31	25	19	0	12	4	98	10.9	22
Wilkins	9	236	38	87	.437	4	12	.333	13	17	.765	6	10	16	24	16	0	9	2	93	10.3	22
Williams	9	237	30	75	.400	0	0	---	21	28	.750	12	29	41	17	26	1	5	14	81	9.0	16
Brandon	8	132	20	46	.435	2	5	.400	9	9	1.000	4	13	17	17	6	0	7	3	51	6.4	13
Sanders	8	145	20	48	.417	0	2	.000	6	10	.600	8	10	18	10	17	0	8	1	46	5.8	12
Ferry	8	118	13	34	.382	4	9	.444	9	10	.900	4	21	25	14	14	0	4	3	39	4.9	10
Phills	2	9	1	3	.333	0	0	---	2	2	1.000	0	0	0	0	0	0	0	0	4	2.0	4
Guidinger	4	15	1	3	.333	0	0	---	0	2	.000	1	0	1	0	1	0	0	1	2	0.5	2
Battle	1	6	0	1	.000	0	0	---	0	0	---	0	1	1	1	2	0	0	0	0	0.0	0
Cavaliers	9	2160	329	708	.465	28	80	.350	158	197	.802	107	241	348	215	172	3	74	49	844	93.8	114
Opponents	9	2160	349	717	.487	22	65	.338	142	184	.772	107	247	354	200	193	0	78	46	862	95.8	104

1994 PLAYOFF RESULTS

Eastern Conference First Round

Date	Site	W/L	Cle	Chi	Series	Attendance
April 29	Chicago	L	96	104	0-1	18,676
May 1	Chicago	L	96	105	0-2	18,676
May 3	Cleveland	L	92	95	OT 0-3	17,778

PLAYER	G	MIN	Field Goals			3-Point FG			Free Throws			Rebounds			AST	PF	DQ	STL	BLK	PTS	AVG	HI
			FGM	FGA	PCT	FGM	FGA	PCT	FTM	FTA	PCT	OFF	DEF	REB								
Wilkins	3	126	20	45	.444	7	16	.438	14	16	.875	3	10	13	10	6	0	3	0	61	20.3	28
Mills	3	112	19	38	.500	4	5	.800	9	11	.818	10	13	23	8	9	0	7	1	51	17.0	25
Price	3	102	15	43	.349	2	9	.222	13	14	.929	1	5	6	14	6	0	4	0	45	15.0	22
Hill	3	123	11	27	.407	0	0	---	20	37	.541	14	17	31	4	14	1	1	1	42	14.0	16
Brandon	3	56	12	19	.632	0	0	---	2	3	.667	1	3	4	5	1	0	1	0	26	8.7	11
Kempton	3	89	10	25	.400	0	0	---	6	6	1.000	10	6	16	8	9	0	3	0	26	8.7	16
Phills	3	68	9	24	.375	1	1	1.000	1	2	.500	5	9	14	7	11	0	2	0	20	6.7	11
Higgins	3	57	4	11	.364	2	7	.286	1	2	.500	2	2	4	4	10	0	1	1	11	3.7	5
Battle	1	8	1	1	1.000	0	0	---	0	0	---	0	2	2	0	0	0	0	0	2	2.0	2
Ferry	1	4	0	0	---	0	0	---	0	0	---	0	0	0	1	1	0	0	0	0	0.0	0
Cavaliers	3	745	101	233	.433	16	38	.421	66	91	.725	46	67	113	61	67	1	22	3	284	94.7	96
Opponents	3	745	115	228	.504	9	23	.391	65	86	.756	42	82	124	68	74	0	24	20	304	101.3	105

1995 PLAYOFF RESULTS

Eastern Conference First Round

Date	Site	W/L	Cle	NY	Series	Attendance
April 27	New York	L	79	103	0-1	19,763
April 29	New York	W	90	84	1-1	19,763
May 1	Cleveland	L	81	83	1-2	19,352
May 4	Cleveland	L	80	93	1-3	18,575

PLAYER	G	MIN	Field Goals			3-Point FG			Free Throws			Rebounds			AST	PF	DQ	STL	BLK	PTS	AVG	HI
			FGM	FGA	PCT	FGM	FGA	PCT	FTM	FTA	PCT	OFF	DEF	REB								
Price	4	143	12	40	.300	4	17	.235	32	33	.970	2	10	12	26	5	0	6	0	60	15.0	21
Phills	4	146	19	43	.442	4	7	.571	15	20	.750	3	9	12	6	8	0	9	0	57	14.3	21
Mills	4	139	20	37	.541	8	14	.571	5	5	1.000	2	14	16	11	18	1	3	2	53	13.3	21
Ferry	4	67	13	25	.520	8	15	.533	4	6	.667	0	3	3	6	9	0	2	0	38	9.5	20
Hill	4	139	9	29	.310	0	1	.000	16	25	.640	8	15	23	3	18	1	7	1	34	8.5	13
Williams	4	144	12	42	.286	0	1	.000	3	8	.375	3	22	25	11	11	0	9	3	27	6.8	10
Roberts	1	7	3	4	.750	0	0	---	0	2	.000	1	1	2	0	0	0	0	0	6	6.0	6
Campbell	4	37	6	14	.429	1	2	.500	10	12	.833	1	1	2	1	3	0	1	1	23	5.8	13
Cage	4	81	8	18	.444	0	1	.000	0	2	.000	8	10	18	3	9	0	2	4	16	4.0	8
Colter	4	43	5	10	.500	0	1	.000	2	4	.500	1	0	1	2	2	0	1	0	12	3.0	5
Battle	2	7	2	3	.667	0	1	.000	0	0	---	0	0	0	1	1	0	0	0	4	2.0	4
Dreiling	1	7	0	2	.000	0	0	---	0	0	---	0	1	1	0	2	0	0	0	0	0.0	0
Cavaliers	4	960	109	267	.408	25	60	.417	87	117	.744	29	86	115	70	86	2	40	11	330	82.5	90
Opponents	4	960	136	262	.519	26	67	.388	65	91	.714	35	121	156	95	105	0	27	27	363	90.8	103



1996 PLAYOFF RESULTS

Eastern Conference First Round

Date	Site	W/L	Cle	NY	Series	Attendance
April 25	Cleveland	L	83	106	0-1	16,419
April 27	Cleveland	L	80	84	0-2	17,232
May 1	New York	L	76	81	0-3	19,763

PLAYER	G	MIN	Field Goals			3-Point FG			Free Throws			Rebounds			AST	PF	DQ	STL	BLK	PTS	AVG	HI
			FGM	FGA	PCT	FGM	FGA	PCT	FTM	FTA	PCT	OFF	DEF	REB								
Brandon	3	125	21	47	.447	3	9	.333	13	15	.867	1	8	9	24	10	0	4	1	58	19.3	21
Majerle	3	91	16	36	.444	10	23	.435	8	9	.889	2	10	12	9	6	0	4	2	50	16.7	23
Ferry	3	117	14	41	.341	1	16	.063	0	0	---	1	14	15	9	13	1	3	2	29	9.7	12
Phills	3	96	13	35	.371	2	10	.200	1	4	.250	5	9	14	6	4	0	2	1	29	9.7	11
Hill	3	53	9	12	.750	0	0	---	7	9	.778	7	8	15	0	11	1	0	0	25	8.3	13
Mills	3	105	11	33	.333	0	5	.000	1	1	1.000	5	11	16	5	10	0	2	2	23	7.7	10
Cage	3	101	8	14	.571	0	0	---	3	5	.600	13	15	28	2	5	0	2	5	19	6.3	10
Sura	3	18	2	3	.667	0	0	---	0	0	---	0	1	1	3	4	0	1	0	4	1.3	4
Crotty	2	9	0	0	---	0	0	---	2	2	1.000	1	0	1	1	0	0	1	1	2	1.0	2
Amaechi	1	2	0	1	.000	0	0	---	0	0	---	0	0	0	0	0	0	0	0	0	0.0	0
Lang	1	2	0	0	---	0	0	---	0	0	---	0	0	0	0	0	0	0	0	0	0.0	0
Marshall	1	1	0	0	---	0	0	---	0	0	---	0	0	0	0	0	0	0	0	0	0.0	0
Cavaliers	3	720	94	222	.423	16	63	.254	35	45	.778	35	76	111	59	63	2	19	14	239	79.7	83
Opponents	3	720	100	201	.498	30	51	.588	41	66	.621	24	84	108	76	51	1	17	15	271	90.3	106

1998 PLAYOFF RESULTS

Eastern Conference First Round

Date	Site	W/L	Cle	Ind	Series	Attendance
April 23	Indiana	L	77	106	0-1	16,644
April 25	Indiana	L	86	92	0-2	16,617
April 27	Cleveland	W	86	77	1-2	17,495
April 30	Cleveland	L	74	80	1-3	18,188

PLAYER	G	MIN	Field Goals			3-Point FG			Free Throws			Rebounds			AST	PF	DQ	STL	BLK	PTS	AVG	HI
			FGM	FGA	PCT	FGM	FGA	PCT	FTM	FTA	PCT	OFF	DEF	REB								
Kemp	4	152	33	71	.465	0	0	---	38	45	.844	16	25	41	8	12	0	5	4	104	26.0	31
Ilgauskas	4	147	28	49	.571	0	0	---	13	25	.520	14	16	30	2	22	2	2	5	69	17.3	25
Anderson	4	103	10	22	.455	0	0	---	23	26	.885	0	9	9	11	10	0	5	1	43	10.8	18
Person	4	136	11	29	.379	7	19	.368	3	4	.750	2	7	9	10	5	0	3	0	32	8.0	15
Henderson	4	157	11	28	.393	0	1	.000	8	13	.615	4	13	17	11	14	0	6	0	30	7.5	9
Knight	4	132	6	21	.286	0	0	---	6	10	.600	0	16	16	23	16	1	10	1	18	4.5	11
Potapenko	4	70	6	15	.400	0	0	---	5	10	.500	3	8	11	3	8	0	2	0	17	4.3	8
Brooks	1	8	0	1	.000	0	0	---	2	2	1.000	0	0	0	2	1	0	0	0	2	2.0	2
Scott	1	3	1	2	.500	0	0	---	0	0	---	0	0	0	0	0	0	0	1	2	2.0	2
Thomas	1	11	0	1	.000	0	0	---	2	3	.667	1	0	1	0	2	0	0	0	2	2.0	2
Sura	3	31	1	5	.200	0	2	.000	2	3	.667	0	3	3	4	4	0	1	0	4	1.3	4
Ferry	3	10	0	2	.000	0	2	.000	0	0	---	0	1	1	0	1	0	0	0	0	0.0	0
Cavaliers	4	960	107	246	.435	7	24	.292	102	141	.723	40	98	138	74	95	3	34	12	323	80.8	86
Opponents	4	960	131	276	.475	22	59	.373	71	91	.780	34	92	126	90	111	3	36	31	355	88.8	106

2006 PLAYOFF RESULTS

Eastern Conference First Round

Date	Site	W/L	Cle	Was	Series	Attendance
April 22	Cleveland	W	97	86	1-0	20,562
April 25	Cleveland	L	84	89	1-1	20,562
April 28	Washington	W	97	96	2-1	20,173
April 30	Washington	L	96	106	2-2	20,173
May 3	Cleveland	W	121	120	3-2	20,562
May 5	Washington	W	114	113	4-2	20,173

Eastern Conference Semifinals

Date	Site	W/L	Cle	Det	Series	Attendance
May 7	Detroit	L	86	113	0-1	22,076
May 9	Detroit	L	91	97	0-2	22,076
May 13	Cleveland	W	86	77	1-2	20,562
May 15	Cleveland	W	74	72	2-2	20,562
May 17	Detroit	W	86	84	3-2	22,076
May 19	Cleveland	L	82	84	3-3	20,562
May 21	Detroit	L	61	79	3-4	22,076

PLAYER	G	MIN	Field Goals			3-Point FG			Free Throws			Rebounds			AST	PF	DQ	STL	BLK	PTS	AVG	HI
			FGM	FGA	PCT	FGM	FGA	PCT	FTM	FTA	PCT	OFF	DEF	REB								
James	13	604	146	307	.476	21	63	.333	87	118	.737	22	83	105	76	44	0	18	9	400	30.8	45
Hughes	9	336	36	113	.319	5	18	.278	23	31	.742	9	18	27	36	34	2	20	1	100	11.1	24
Ilgauskas	13	354	54	119	.454	0	0	---	27	36	.750	33	49	82	10	46	3	5	27	135	10.4	16
Marshall	13	345	45	104	.433	18	46	.391	15	17	.882	24	49	73	8	24	0	7	9	123	9.5	28
Gooden	13	282	45	85	.529	0	0	---	17	18	.944	31	67	98	8	40	1	3	2	107	8.2	24
Murray	13	399	37	112	.330	5	24	.208	26	32	.813	11	31	42	21	27	0	9	2	105	8.1	21
Varejao	13	238	31	50	.620	0	0	---	26	37	.703	18	40	58	3	50	2	9	2	88	6.8	16
Snow	13	408	32	76	.421	0	1	.000	22	29	.759	10	33	43	36	36	0	11	3	86	6.6	18
Jones	13	181	8	26	.308	5	18	.278	3	4	.750	2	14	16	12	17	0	2	0	24	1.8	8
Newble	5	11	3	3	1.000	1	1	1.000	0	0	---	1	1	2	0	1	0	1	0	7	1.4	7
Henderson	2	9	0	2	.000	0	0	---	0	0	---	1	1	2	0	1	0	0	0	0	0.0	0
Pavlovic	3	4	0	2	.000	0	1	.000	0	0	---	0	1	1	0	0	0	0	0	0	0.0	0
Cavaliers	13	3170	437	999	.437	55	172	.320	246	322	.764	162	387	549	210	320	8	85	55	1175	90.4	121
Opponents	13	3170	427	978	.437	84	232	.362	278	388	.718	150	366	516	225	273	5	87	70	1216	93.5	120



2007 PLAYOFF RESULTS

Eastern Conference First Round

Date	Site	W/L	Cle	Was	Series	Attendance
April 22	Cleveland	W	97	82	1-0	20,562
April 25	Cleveland	W	109	102	2-0	20,562
April 28	Washington	W	98	92	3-0	20,173
April 30	Washington	W	97	90	4-0	20,173

Eastern Conference Semifinals

Date	Site	W/L	Cle	NJ	Series	Attendance
May 6	Cleveland	W	81	77	1-0	20,562
May 8	Cleveland	W	102	92	2-0	20,562
May 12	New Jersey	L	85	96	2-1	20,032
May 14	New Jersey	W	87	85	3-1	20,032
May 16	Cleveland	L	72	83	3-2	20,562
May 18	New Jersey	W	88	72	4-2	20,032

Eastern Conference Finals

Date	Site	W/L	Cle	Det	Series	Attendance
May 21	Detroit	L	76	79	0-1	22,076
May 24	Detroit	L	76	79	0-2	22,076
May 27	Cleveland	W	88	82	1-2	20,562
May 29	Cleveland	W	91	87	2-2	20,562
May 31	Detroit	W	109	107 2OT	3-2	22,076
June 2	Cleveland	W	98	82	4-2	20,562

NBA Finals

Date	Site	W/L	Cle	SAS	Series	Attendance
June 7	San Antonio	L	76	85	0-1	18,797
June 10	San Antonio	L	92	103	0-2	18,797
June 12	Cleveland	L	72	75	0-3	20,562
June 14	Cleveland	L	82	83	0-4	20,562

PLAYER	G	MIN	Field Goals			3-Point FG			Free Throws			Rebounds			AST	PF	DQ	STL	BLK	PTS	AVG	HI
			FGM	FGA	PCT	FGM	FGA	PCT	FTM	FTA	PCT	OFF	DEF	REB								
James	20	893	166	399	.416	21	75	.280	148	196	.755	26	135	161	159	40	0	34	10	501	25.1	48
Ilgaukas	20	649	97	197	.492	0	0	---	57	68	.838	66	127	193	17	60	1	9	16	251	12.6	24
Gooden	20	605	99	201	.493	0	2	.000	30	39	.769	49	111	160	20	62	2	10	9	228	11.4	24
Hughes	18	639	69	199	.347	19	54	.352	47	63	.746	9	62	71	44	35	0	25	8	204	11.3	27
Pavlovic	20	616	72	189	.381	20	58	.345	19	36	.528	13	38	51	32	64	0	19	5	183	9.2	17
Gibson	20	402	50	116	.431	27	66	.409	38	43	.884	9	23	32	21	34	1	12	4	165	8.3	31
Varejao	20	447	46	90	.511	0	4	.000	27	48	.563	46	73	119	11	53	0	21	11	119	6.0	14
Marshall	19	204	23	69	.333	14	45	.311	7	11	.636	12	29	41	5	30	0	3	4	67	3.5	18
Da. Jones	11	139	8	26	.308	7	22	.318	3	3	1.000	1	8	9	11	10	0	0	0	26	2.4	9
Snow	19	244	12	38	.316	0	3	.000	8	14	.571	7	21	28	29	22	0	11	2	32	1.7	5
Brown	1	1	0	0	---	0	0	---	0	0	---	0	0	0	0	0	0	0	0	0	0.0	0
Newble	6	10	0	2	.000	0	2	.000	0	0	---	0	1	1	1	3	0	0	0	0	0.0	0
Pollard	3	3	0	0	---	0	0	---	0	0	---	0	0	0	0	1	0	0	0	0	0.0	0
Cavaliers	20	4850	642	1526	.421	108	331	.326	384	521	.737	238	628	866	350	414	4	144	69	1776	88.8	109
Opponents	20	4850	634	1492	.425	117	353	.331	348	479	.727	192	593	785	383	419	4	122	76	1733	86.7	107

2008 PLAYOFF RESULTS

Eastern Conference First Round

Date	Site	W/L	Cle	Was	Series	Attendance
April 19	Cleveland	W	93	86	1-0	20,562
April 21	Cleveland	W	116	86	2-0	20,562
April 24	Washington	L	72	108	2-1	20,173
April 27	Washington	W	100	97	3-1	20,173
April 30	Cleveland	L	87	88	3-2	20,562
May 2	Washington	W	105	88	4-2	20,173

Eastern Conference Semifinals

Date	Site	W/L	Cle	Bos	Series	Attendance
May 6	Boston	L	72	76	0-1	18,624
May 8	Boston	L	73	89	0-2	18,624
May 10	Cleveland	W	108	84	1-2	20,562
May 12	Cleveland	W	88	77	2-2	20,562
May 14	Boston	L	89	96	2-3	18,624
May 16	Cleveland	W	74	69	3-3	20,562
May 18	Boston	L	92	97	3-4	18,624

PLAYER	G	GS	MIN	Field Goals			3-Point FG			Free Throws			Rebounds												
				FG	FGA	PCT	FG	FGA	PCT	FT	FTA	PCT	OFF	DEF	TOT	AST	PF	DQ	STL	TO	BLK	PTS	AVG	HI	
James	13	13	552	113	275	.411	18	70	.257	122	167	.731	16	86	102	99	33	0	23	54	17	366	28.2	45	
Ilgaukas	13	13	393	67	140	.479	0	0	—	36	44	.818	33	65	98	21	35	0	5	21	14	170	13.1	22	
West	13	13	453	44	110	.400	18	42	.429	35	41	.854	8	35	43	54	40	0	15	32	6	141	10.8	21	
Szczerbiak	13	13	374	47	125	.376	20	62	.323	26	28	.929	4	19	23	19	32	0	2	10	1	140	10.8	26	
Gibson	11	0	284	35	78	.449	19	42	.452	10	14	.714	4	15	19	27	18	0	7	15	2	99	9.0	22	
Smith	13	0	263	36	74	.486	0	1	.000	14	22	.636	20	40	60	6	41	1	5	6	7	86	6.6	17	
D. Brown	8	0	92	9	34	.265	5	17	.294	10	15	.667	8	11	19	9	10	0	2	9	0	33	4.1	10	
Varejao	13	0	240	22	54	.407	0	0	—	9	21	.429	20	47	67	9	30	0	8	9	1	53	4.1	12	
Pavlovic	8	0	111	10	26	.385	4	9	.444	4	6	.667	6	4	10	1	17	0	2	2	0	28	3.5	7	
Wallace	13	13	304	17	33	.515	0	0	—	7	20	.350	32	52	84	15	26	0	8	7	14	41	3.2	9	
Da. Jones	5	0	26	2	10	.200	2	7	.286	0	0	—	0	0	0	1	1	0	0	1	0	6	1.2	3	
Thomas	3	0	8	1	2	.500	1	2	.500	0	0	—	0	1	1	1	0	0	1	0	0	3	1.0	3	
Dw. Jones	5	0	20	1	2	.500	0	0	—	1	2	.500	2	4	6	0	4	0	0	1	1	3	0.6	2	
Cavaliers	13	—	3120	404	963	.420	87	252	.345	274	380	.721	153	379	532	262	287	1	78	180	63	1169	89.9	116	
Opponents	13	—	3120	403	947	.426	65	219	.297	270	350	.771	125	372	497	230	305	2	89	171	55	1141	87.8	108	



2009 PLAYOFF RESULTS

Eastern Conference First Round

Date	Site	W/L	Cle	Det	Series	Attendance
April 18	Cleveland	W	102	84	1-0	20,562
April 21	Cleveland	W	94	82	2-0	20,562
April 24	Detroit	W	79	68	3-0	22,076
April 26	Detroit	W	99	78	4-0	22,076

Eastern Conference Semifinals

Date	Site	W/L	Cle	Atl	Series	Attendance
May 5	Cleveland	W	99	72	1-0	20,562
May 7	Cleveland	W	105	85	2-0	20,562
May 9	Atlanta	W	97	82	3-0	20,143
May 11	Atlanta	W	84	74	4-0	19,241

Eastern Conference Finals

Date	Site	W/L	Cle	Orl	Series	Attendance
May 20	Cleveland	L	106	107	0-1	20,562
May 22	Cleveland	W	96	95	1-1	20,562
May 24	Orlando	L	89	99	1-2	17,461
May 26	Orlando	L	114	116 OT	1-3	17,461
May 28	Cleveland	W	112	102	2-3	20,562
May 30	Orlando	L	90	103	2-4	17,461

PLAYER	G	GS	MIN	Field Goals			3-Point FG			Free Throws			Rebounds			AST	PF	DQ	STL	TO	BLK	PTS	AVG	HI
				FG	FGA	PCT	FG	FGA	PCT	FT	FTA	PCT	OFF	DEF	TOT									
James	14	14	580	159	312	.510	27	81	.333	149	199	.749	19	109	128	102	30	0	23	38	12	494	35.3	49
M. Williams	14	14	541	80	196	.408	35	94	.372	33	43	.767	9	36	45	58	43	0	10	30	1	228	16.3	24
West	14	14	591	73	157	.465	12	36	.333	35	42	.833	6	43	49	58	28	0	19	34	7	193	13.8	22
Ilgauskas	14	14	407	62	138	.449	2	13	.154	21	33	.636	27	82	109	17	47	2	5	9	13	147	10.5	16
Varejao	14	14	420	41	82	.500	0	0	—	15	22	.682	41	49	90	8	49	3	18	15	16	97	6.9	14
Smith	13	0	218	23	50	.460	3	5	.600	23	29	.793	10	38	48	3	25	0	6	7	7	72	5.5	19
Szczerbiak	12	0	154	16	36	.444	2	12	.167	9	11	.818	8	20	28	7	19	0	2	9	1	43	3.6	17
Gibson	14	0	172	13	40	.325	10	28	.357	11	11	1.000	1	6	7	6	18	0	1	7	3	47	3.4	11
Pavlovic	11	0	91	10	20	.500	2	8	.250	1	3	.333	1	14	15	4	9	0	4	3	0	23	2.1	9
Wallace	14	0	176	8	13	.615	0	0	—	0	6	.000	18	20	38	4	13	0	4	3	4	16	1.1	4
Kinsey	9	0	11	1	3	.333	0	0	—	2	2	1.000	1	1	2	0	2	0	1	1	0	4	0.4	2
Jackson	5	0	25	1	5	.200	0	0	—	0	2	.000	0	5	5	1	5	0	0	1	0	2	0.4	2
Cavaliers	14	—	3385	487	1052	.463	93	277	.336	299	403	.742	141	423	564	268	288	5	93	173	64	1366	97.6	114
Opponents	14	—	3385	454	1048	.433	98	268	.366	241	320	.753	117	369	486	250	317	3	87	170	46	1247	89.1	116

2010 PLAYOFF RESULTS

Eastern Conference First Round

Date	Site	W/L	Cle	Chi	Series	Attendance
April 17	Cleveland	W	96	83	1-0	20,562
April 19	Cleveland	W	112	102	2-0	20,562
April 22	Chicago	L	106	108	2-1	22,991
April 25	Chicago	W	121	98	3-1	23,058
April 27	Cleveland	W	96	94	4-1	20,562

Eastern Conference Semifinals

Date	Site	W/L	Cle	Bos	Series	Attendance
May 1	Cleveland	W	101	93	1-0	20,562
May 3	Cleveland	L	86	104	1-1	20,562
May 7	Boston	W	124	95	2-1	18,624
May 9	Boston	L	87	97	2-2	18,624
May 11	Cleveland	L	88	120	2-3	20,562
May 13	Boston	L	85	94	2-4	18,624

PLAYER	G	MIN	Field Goals			3-Point FG			Free Throws			Rebounds			AST	PF	DQ	STL	BLK	PTS	AVG	HI
			FGM	FGA	PCT	FGM	FGA	PCT	FTM	FTA	PCT	OFF	DEF	REB								
James	11	460	106	211	.502	20	50	.400	88	120	.733	15	87	102	84	23	0	19	20	320	29.1	40
Jamison	11	375	64	137	.467	10	39	.256	30	41	.732	16	65	81	14	38	0	7	11	168	15.3	25
M. Williams	11	411	52	127	.409	17	52	.327	37	46	.804	3	31	34	59	35	0	6	2	158	14.4	22
O'Neal	11	243	48	93	.516	0	0	—	31	47	.660	21	40	61	15	41	0	2	13	127	11.5	21
Parker	11	331	30	64	.469	20	44	.455	11	15	.733	1	25	26	14	16	0	9	3	91	8.3	14
West	11	269	28	67	.418	3	19	.158	15	16	.938	6	15	21	29	16	0	9	3	74	6.7	16
Varejao	11	255	20	48	.417	0	1	.000	23	31	.742	22	49	71	7	38	1	11	9	63	5.7	8
Hickson	11	79	14	22	.636	0	0	—	11	16	.688	1	8	9	1	9	0	0	0	39	3.5	13
Moon	11	113	14	24	.583	8	16	.500	2	3	.667	2	14	16	5	8	0	4	5	38	3.5	12
Ilgauskas	7	69	5	13	.385	0	0	—	2	3	.667	7	4	11	3	10	0	0	7	12	1.7	5
Powe	3	9	1	4	.250	0	0	—	3	4	.750	1	1	2	0	3	0	0	0	5	1.7	4
Gibson	5	23	2	7	.286	1	4	.250	2	2	1.000	0	3	3	1	3	0	0	0	7	1.4	3
J. Williams	3	4	0	2	.000	0	2	—	0	0	—	0	0	0	0	1	0	0	0	0	0.0	0
Cavaliers	11	2640	384	819	.469	79	227	.348	255	344	.741	95	342	437	232	241	1	67	73	1102	100.2	124
Opponents	11	2640	412	905	.455	47	152	.309	217	289	.751	110	334	444	233	270	3	75	46	1088	98.9	120



2015 PLAYOFF RESULTS

Eastern Conference First Round

Date	Site	W/L	Cle	Bos	Series	Attendance
April 19	Cleveland	W	113	100	1-0	20,562
April 21	Cleveland	W	99	91	2-0	20,562
April 23	Boston	W	103	95	3-0	18,624
April 26	Boston	W	101	93	4-0	18,624

Eastern Conference Semifinals

Date	Site	W/L	Cle	Chi	Series	Attendance
May 4	Cleveland	L	92	99	0-1	20,562
May 6	Cleveland	W	106	91	1-1	20,562
May 8	Chicago	L	96	99	1-2	22,246
May 10	Chicago	W	86	84	2-2	22,256
May 12	Cleveland	W	106	101	3-2	20,562
May 14	Chicago	W	94	73	4-2	22,695

Eastern Conference Finals

Date	Site	W/L	Cle	Atl	Series	Attendance
May 20	Atlanta	W	97	89	1-0	18,489
May 22	Atlanta	W	94	82	2-0	18,670
May 24	Cleveland	W	114	111 OT	3-0	20,562
May 26	Cleveland	W	118	88	4-0	20,562

NBA Finals

Date	Site	W/L	Cle	GS	Series	Attendance
June 4	Golden State	L	100	108 OT	0-1	19,596
June 7	Golden State	W	95	93 OT	1-1	19,596
June 9	Cleveland	W	96	91	2-1	20,562
June 11	Cleveland	L	82	103	2-2	20,562
June 14	Golden State	L	91	104	2-3	19,596
June 16	Cleveland	L	97	105	2-4	20,562

PLAYER	G	MIN	Field Goals			3-Point FG			Free Throws			Rebounds			AST	PF	DQ	STL	BLK	PTS	AVG	HI
			FGM	FGA	PCT	FGM	FGA	PCT	FTM	FTA	PCT	OFF	DEF	REB								
James	20	844	227	544	.417	25	110	.227	122	167	.731	37	189	226	169	58	0	33	21	601	30.1	44
Irving	13	464	81	185	.438	27	60	.450	58	69	.841	10	37	47	50	29	0	17	11	247	19.0	30
Love	4	107	17	41	.415	9	21	.429	14	19	.737	6	22	28	10	12	0	1	2	57	14.3	23
Smith	18	560	83	206	.403	51	142	.359	14	20	.700	9	76	85	22	54	1	17	10	231	12.8	28
Mozgov	20	529	74	148	.500	0	0	---	64	81	.790	57	89	146	13	57	1	8	36	212	10.6	28
Thompson	20	727	72	129	.558	0	0	---	48	82	.585	88	128	216	9	50	0	5	24	192	9.6	19
Shumpert	20	695	59	164	.360	33	93	.355	30	40	.750	23	75	98	23	50	1	25	16	181	9.1	22
Dellavedova	20	497	47	136	.346	24	76	.316	25	32	.781	10	31	41	53	52	1	9	0	143	7.2	20
Jones	20	311	26	75	.347	22	64	.344	13	14	.929	1	28	29	9	42	0	8	3	87	4.4	17
Harris	6	16	2	6	.333	1	3	.333	3	4	.750	0	1	1	1	1	0	0	0	8	1.3	7
Perkins	8	33	2	8	.250	0	0	---	6	10	.600	2	7	9	0	6	0	0	3	10	1.3	3
Miller	9	65	3	5	.600	3	5	.600	0	0	---	0	10	10	0	6	0	1	1	9	1.0	3
Marion	6	25	1	6	.167	0	0	---	0	0	---	2	4	6	1	1	0	2	0	2	0.3	2
Haywood	1	2	0	1	.000	0	0	---	0	0	---	0	0	0	0	0	0	0	0	0	0.0	0
Cavaliers	20	4875	694	1654	.420	195	574	.340	397	538	.738	245	697	942	360	418	4	126	127	1980	99.0	118
Opponents	20	4875	697	1662	.419	158	510	.310	348	457	.761	202	628	830	403	450	3	135	94	1900	95.0	111

2016 PLAYOFF RESULTS – NBA CHAMPIONS

Eastern Conference First Round

Date	Site	W/L	Cle	Det	Series	Attendance
April 17	Cleveland	W	106	101	1-0	20,562
April 20	Cleveland	W	107	90	2-0	20,562
April 22	Detroit	W	101	91	3-0	21,584
April 24	Detroit	W	100	98	4-0	21,584

Eastern Conference Semifinals

Date	Site	W/L	Cle	Atl	Series	Attendance
May 2	Cleveland	W	104	93	1-0	20,562
May 4	Cleveland	W	123	98	2-0	20,562
May 6	Atlanta	W	121	108	3-0	19,089
May 8	Atlanta	W	100	99	4-0	19,031

Eastern Conference Finals

Date	Site	W/L	Cle	Tor	Series	Attendance
May 17	Cleveland	W	115	84	1-0	20,562
May 19	Cleveland	W	108	89	2-0	20,562
May 21	Toronto	L	84	99	2-1	20,207
May 23	Toronto	L	99	105	2-2	20,367
May 25	Cleveland	W	116	78	3-2	20,562
May 27	Toronto	W	113	87	4-2	20,605

NBA Finals

Date	Site	W/L	Cle	GS	Series	Attendance
June 2	Golden State	L	89	104	0-1	19,596
June 5	Golden State	L	77	110	0-2	19,596
June 8	Cleveland	W	120	90	1-2	20,562
June 10	Cleveland	L	97	108	1-3	20,562
June 13	Golden State	W	112	97	2-3	19,596
June 16	Cleveland	W	115	101	3-3	20,562
June 19	Golden State	W	93	89	4-3	19,596

PLAYER	G	MIN	Field Goals			3-Point FG			Free Throws			Rebounds			AST	PF	DQ	STL	BLK	PTS	AVG	HI
			FGM	FGA	PCT	FGM	FGA	PCT	FTM	FTA	PCT	OFF	DEF	REB								
James	21	822	219	417	.525	32	94	.340	82	124	.661	42	158	200	160	54	0	49	27	552	26.3	41
Irving	21	774	201	423	.475	51	116	.440	77	88	.875	15	47	62	98	46	0	36	13	530	25.2	41
Love	20	613	92	239	.385	46	111	.414	63	75	.840	34	141	175	42	34	0	9	8	293	14.7	28
Smith	21	730	82	188	.436	65	151	.430	13	21	.619	7	60	67	29	55	0	26	5	242	11.5	23
Frye	17	237	41	69	.594	26	46	.565	6	7	.857	5	36	41	5	37	0	6	9	114	6.7	27
Thompson	21	622	49	93	.527	0	0	---	42	73	.575	86	102	188	15	55	0	8	18	140	6.7	15
Jefferson	21	381	44	84	.524	11	28	.393	15	20	.750	16	58	74	14	34	1	10	1	114	5.4	12
McRae	2	4	4	4	1.000	1	1	1.000	0	0	---	0	2	2	0	0	0	0	0	9	4.5	5
Dellavedova	20	241	26	74	.351	8	31	.258	18	24	.750	4	11	15	56	31	0	1	1	78	3.9	12
Shumpert	21	367	25	60	.417	13	34	.382	7	11	.636	10	37	47	17	36	0	10	3	70	3.3	10
Williams	13	68	8	28	.286	3	13	.231	1	2	.500	0	6	6	3	8	0	4	0	20	1.5	5
Mozgov	13	76	6	15	.400	0	0	---	3	4	.750	5	16	21	2	16	0	3	3	15	1.2	5
D. Jones	15	50	6	13	.462	1	3	.333	4	5	.800	0	7	7	2	3	0	1	1	17	1.1	5
J. Jones	12	55	2	10	.200	1	7	.143	1	4	.250	1	3	4	3	3	0	0	0	6	0.5	5
Cavaliers	21	5040	805	1717	.469	258	635	.406	332	458	.725	225	684	909	446	412	1	163	89	2200	104.8	123
Opponents	21	5040	742	1671	.444	220	623	.353	315	432	.729	182	616	798	432	441	1	132	94	2019	96.1	110



EASTERN CONFERENCE CHAMPIONS

2007 2015 2016 2017 2018



THE FIRST TITLE



2016 NBA FINALS | GAME SEVEN | TIME LEFT IN THE FOURTH QUARTER

01:50 **THE BLOCK** : **00:53** **THE SHOT** : **0:30.7** **THE STOP**

The Cavaliers won the 2016 NBA title after defeating the Golden State Warriors 4-3 and becoming the first team in Finals history to erase a 3-1 deficit. LeBron James earned Finals MVP honors and was the first-ever player to lead an entire playoff series in points (208), rebounds (79), assists (62), steals (18) and blocks (16).



2017 PLAYOFF RESULTS

Eastern Conference First Round

Date	Site	W/L	Cle	Ind	Series	Attendance
April 15	Cleveland	W	109	108	1-0	20,562
April 17	Cleveland	W	117	111	2-0	20,562
April 20	Indiana	W	119	114	3-0	17,923
April 23	Indiana	W	106	102	4-0	17,923

Eastern Conference Semifinals

Date	Site	W/L	Cle	Tor	Series	Attendance
May 1	Cleveland	W	116	105	1-0	20,562
May 3	Cleveland	W	125	103	2-0	20,562
May 5	Toronto	W	115	94	3-0	20,384
May 7	Toronto	W	109	102	4-0	20,307

Eastern Conference Finals

Date	Site	W/L	Cle	Bos	Series	Attendance
May 17	Boston	W	117	104	1-0	18,624
May 19	Boston	W	130	86	2-0	18,624
May 21	Cleveland	L	108	111	2-1	20,562
May 23	Cleveland	W	112	99	3-1	20,562
May 25	Boston	W	135	102	4-1	18,624

NBA Finals

Date	Site	W/L	Cle	GS	Series	Attendance
June 1	Golden State	L	91	113	0-1	19,596
June 4	Golden State	L	113	132	0-2	19,596
June 7	Cleveland	L	113	118	0-3	20,562
June 9	Cleveland	W	137	116	1-3	20,562
June 12	Golden State	L	120	129	1-4	19,596

PLAYER	G	MIN	Field Goals			3-Point FG			Free Throws			Rebounds			AST	PF	DQ	STL	BLK	PTS	AVG	HI
			FGM	FGA	PCT	FGM	FGA	PCT	FTM	FTA	PCT	OFF	DEF	REB								
James	18	744	217	384	.565	44	107	.411	113	162	.698	19	145	164	141	43	0	35	23	591	32.8	41
Irving	18	653	173	370	.468	44	118	.373	76	84	.905	13	38	51	95	38	0	23	8	466	25.9	42
Love	18	578	95	218	.436	50	111	.450	63	75	.840	36	155	191	30	46	0	21	16	303	16.8	32
Thompson	18	562	54	92	.587	0	0	---	40	60	.667	69	81	150	26	36	0	9	13	148	8.2	20
Smith	18	487	50	99	.505	40	80	.500	5	11	.455	5	37	42	13	41	0	13	6	145	8.1	25
Korver	18	325	34	80	.425	27	69	.391	10	10	1.000	2	28	30	13	22	0	7	5	105	5.8	18
Frye	12	154	31	60	.517	20	39	.513	6	7	.857	0	22	22	13	11	0	3	4	88	7.3	18
Deron Williams	18	262	28	64	.438	12	31	.387	10	11	.909	3	20	23	38	29	0	10	1	78	4.3	14
Shumpert	17	276	25	60	.417	10	26	.385	14	17	.824	6	41	47	16	32	0	10	3	74	4.4	14
Jefferson	14	179	16	38	.421	5	19	.263	18	28	.643	10	15	25	7	30	0	2	3	55	3.9	10
Derrick Williams	8	38	8	15	.533	3	5	.600	2	2	1.000	1	2	3	4	0	0	0	1	21	2.6	5
D. Jones	10	33	5	10	.500	1	2	.500	5	5	1.000	1	6	7	1	7	0	0	1	16	1.6	7
J. Jones	8	30	1	5	.200	0	3	.000	0	0	---	1	3	4	0	3	0	0	0	2	0.3	2
Cavaliers	18	4320	737	1495	.493	256	610	.420	362	472	.767	166	593	759	397	338	0	133	84	2092	116.2	137
Opponents	18	4320	724	1584	.457	202	557	.363	299	373	.802	186	538	724	455	401	2	134	68	1949	108.3	132



2018 PLAYOFF RESULTS

Eastern Conference First Round

Date	Site	W/L	Cle	Ind	Series	Attendance
April 15	Cleveland	L	80	98	0-1	20,562
April 18	Cleveland	W	100	97	1-1	20,562
April 20	Indiana	L	90	92	1-2	17,923
April 22	Indiana	W	104	100	2-2	17,923
April 25	Cleveland	W	98	95	3-2	20,562
April 27	Indiana	L	87	121	3-3	17,923
April 29	Cleveland	W	105	101	4-3	20,562

Eastern Conference Semifinals

Date	Site	W/L	Cle	Tor	Series	Attendance
May 1	Toronto	W	113	112 OT	1-0	19,954
May 3	Toronto	W	128	110	2-0	20,127
May 5	Cleveland	W	105	103	3-0	20,562
May 7	Cleveland	W	128	93	4-0	20,562

NBA Finals

Date	Site	W/L	Cle	GS	Series	Attendance
June 2	Golden State	L	114	124 OT	0-1	19,596
June 5	Golden State	L	103	122	0-2	19,596
June 8	Cleveland	L	102	110	0-3	20,562
June 19	Cleveland	L	85	108	0-4	20,562

Eastern Conference Finals

Date	Site	W/L	Cle	Bos	Series	Attendance
May 13	Boston	L	83	108	0-1	18,624
May 15	Boston	L	94	107	0-2	18,624
May 19	Cleveland	W	116	86	1-2	20,562
May 21	Cleveland	W	111	102	2-2	20,562
May 23	Boston	L	83	96	2-3	18,624
May 25	Cleveland	W	109	99	3-3	20,562
May 27	Boston	W	87	79	4-3	18,624

PLAYER	G	MIN	Field Goals			3-Point FG			Free Throws			Rebounds											
			FGM	FGA	PCT	FGM	FGA	PCT	FTM	FTA	PCT	OFF	DEF	REB	AST	PF	DQ	STL	BLK	PTS	AVG	HI	
James	22	922	275	510	.539	39	114	.342	159	213	.746	31	169	200	198	52	0	30	23	748	34.0	51	
Love	21	661	109	278	.392	36	106	.340	59	64	.922	49	166	215	34	58	0	15	8	313	14.9	32	
Hill	19	557	59	131	.450	16	51	.314	41	53	.774	13	28	41	42	52	1	100	8	175	9.2	29	
Smith	22	706	65	187	.348	44	120	.367	17	22	.773	10	50	60	25	54	0	21	4	191	8.7	28	
Korver	22	505	59	141	.418	45	109	.413	19	22	.864	6	46	52	19	44	0	9	9	182	8.3	23	
Green	22	523	58	142	.408	21	70	.300	33	46	.717	7	46	53	32	36	0	7	15	170	7.7	26	
Thompson	19	416	49	83	.590	0	1	.000	20	27	.741	44	68	112	11	26	0	2	8	118	6.2	20	
Hood	17	260	39	92	.424	4	24	.167	9	12	.750	7	24	31	18	30	0	5	5	91	5.4	18	
Nance	20	307	41	60	.683	0	1	.000	14	31	.452	35	55	90	18	35	0	16	14	96	4.8	10	
Clarkson	19	285	37	123	.301	11	46	.239	5	6	.833	9	23	32	13	21	0	8	3	90	4.7	12	
Calderon	13	104	9	26	.346	4	18	.222	2	2	1.000	2	9	11	9	15	0	5	0	24	1.8	25	
Zizic	8	23	5	10	.500	0	0	---	3	6	.500	1	5	6	1	2	0	0	1	13	1.6	4	
Osman	14	62	6	18	.333	1	7	.143	1	4	.250	1	6	7	3	5	0	3	0	14	1.0	5	
Cavaliers	22	5330	811	1801	.450	221	667	.331	382	508	.752	215	695	910	423	430	1	131	98	2225	101.1	137	
Opponents	22	5330	843	1805	.467	225	649	.347	352	454	.775	180	701	881	493	481	4	143	95	2263	102.9	132	



2023 PLAYOFF RESULTS

Eastern Conference First Round

Date	Site	W/L	Cle	Nyk	Series	Attendance
April 15	Cleveland	L	97	101	0-1	19,432
April 18	Cleveland	W	107	90	1-1	19,432
April 21	New York	L	79	99	1-2	19,812
April 23	New York	L	93	102	1-3	19,812
April 26	Cleveland	L	95	106	1-4	19,432

PLAYER	G	MIN	Field Goals			3-Point FG			Free Throws			Rebounds			AST	PF	DQ	STL	BLK	PTS	AVG	HI
			FGM	FGA	PCT	FGM	FGA	PCT	FTM	FTA	PCT	OFF	DEF	REB								
Mitchell	5	207	45	104	.433	13	45	.289	13	18	.722	3	22	25	36	14	0	10	3	116	23.2	38
Garland	5	189	35	80	.438	12	31	.387	21	25	.840	0	9	9	25	17	1	8	1	103	20.6	32
LeVert	5	170	27	63	.429	13	36	.361	8	13	.615	4	19	23	13	10	0	2	1	75	15.0	24
E. Mobley	5	188	22	48	.458	0	1	.000	5	8	.625	15	35	50	10	13	1	3	6	49	9.8	13
Allen	5	191	22	36	.611	0	0	.000	3	6	.500	15	22	37	12	10	0	4	5	47	9.4	14
Okoro	5	75	11	23	.478	4	13	.308	6	6	1.000	3	4	7	4	10	0	2	2	32	6.4	10
Osman	5	93	9	25	.360	6	20	.300	6	9	.667	1	14	15	5	12	0	2	1	30	6.0	10
Lopez	2	6	3	3	1.000	0	0	.000	2	2	.750	1	0	1	0	2	0	0	0	8	4.0	4
Stevens	2	9	1	2	.500	1	1	1.000	2	2	1.000	0	3	3	0	0	0	0	0	5	2.5	3
Wade	2	11	0	1	.000	0	1	.000	2	2	1.000	0	3	3	0	0	0	0	0	2	1.0	2
Green	4	40	1	5	.200	1	4	.250	0	0	.000	2	5	7	1	7	0	2	1	3	0.8	3
Neto	2	7	0	1	.000	0	1	.000	1	2	.500	0	0	0	1	2	0	0	0	1	0.5	1
Osman	14	62	6	18	.333	1	7	.143	1	4	.250	1	6	7	3	5	0	3	0	14	1.0	5
Rubio	3	17	0	1	.000	0	0	.000	0	0	.000	2	4	6	3	5	0	1	0	0	0.0	0
Cavaliers	5	1200	176	392	.449	50	153	.327	69	93	.742	46	140	186	110	102	2	34	20	471	94.2	107
Opponents	5	1200	180	419	.430	42	149	.282	96	127	.756	74	152	227	91	87	0	50	23	498	99.6	106

2024 PLAYOFF RESULTS

Eastern Conference First Round

Date	Site	W/L	Cle	Orl	Series	Attendance
April 20	Cleveland	W	97	83	1-0	19,432
April 22	Cleveland	W	96	86	2-0	19,432
April 25	Orlando	L	83	121	2-1	18,846
April 27	Orlando	L	89	112	2-2	18,993
April 30	Cleveland	W	104	103	3-2	19,432
May 3	Orlando	L	96	103	3-3	19,193
May 5	Cleveland	W	106	94	4-3	19,432

Eastern Conference Semifinals

Date	Site	W/L	Cle	Bos	Series	Attendance
April 15	Boston	L	95	120	0-1	19,156
April 18	Boston	W	118	94	1-1	19,156
April 21	Cleveland	L	93	106	1-2	19,432
April 23	Cleveland	L	102	109	1-3	19,432
April 26	Boston	L	98	113	1-4	19,156

PLAYER	G	MIN	Field Goals			3-Point FG			Free Throws			Rebounds			AST	PF	DQ	STL	BLK	PTS	AVG	HI
			FGM	FGA	PCT	FGM	FGA	PCT	FTM	FTA	PCT	OFF	DEF	REB								
Mitchell	10	382	107	225	.476	29	82	.354	53	65	.815	6	48	54	47	29	0	13	3	296	29.6	50
Allen	4	127	25	37	.676	0	0	.000	18	26	.692	15	40	55	5	8	0	5	4	68	17.0	21
E. Mobley	12	422	81	146	.555	5	18	.278	25	36	.694	39	81	111	28	34	0	10	26	192	16.0	33
Garland	12	432	73	171	.427	25	71	.352	17	21	.810	1	42	43	69	33	0	13	2	188	15.7	30
LeVert	11	278	44	102	.431	6	33	.182	17	26	.654	8	32	40	25	14	0	9	6	111	10.1	21
Strus	12	434	42	103	.408	25	72	.347	5	5	1.000	8	56	64	35	41	1	9	0	114	9.5	16
Morris	9	138	22	48	.458	9	23	.391	2	3	.667	2	23	25	3	8	0	4	0	55	6.1	25
Okoro	12	263	25	70	.357	9	35	.257	7	9	.778	5	16	21	13	30	0	11	4	66	5.5	12
Wade	3	63	4	13	.308	3	10	.300	0	0	.000	1	5	6	5	4	0	1	2	11	3.7	5
Merrill	10	125	10	29	.345	10	27	.370	3	3	1.000	2	10	12	9	9	0	0	0	33	3.3	9
Niang	10	121	9	41	.220	3	23	.130	7	8	.875	3	9	12	4	18	0	4	2	28	2.8	7
Thompson	10	87	7	16	.438	0	0	.000	1	2	.500	10	10	20	10	9	0	1	5	15	1.5	4
Jones	2	9	0	0	.000	0	0	.000	0	0	.000	1	1	2	2	0	0	0	1	0	0.0	0
Cavaliers	12	2880	449	1001	.449	124	394	.315	155	204	.760	92	373	465	255	237	1	80	55	1177	98.1	118
Opponents	12	2880	446	998	.447	142	423	.336	210	264	.795	133	403	536	248	220	2	78	60	1244	103.7	121



ALL-TIME CLEVELAND CAVALIERS PLAYOFF STATISTICS

PLAYER	G	MIN	Field Goals			3-Point FG			Free Throws			Rebounds					PF	DQ	STL	TO	BLK	PTS	AVG	HI
			FGM	FGA	PCT	FGM	FGA	PCT	FTM	FTA	PCT	OFF	DEF	REB	AST									
L. JAMES	152	6421	1628	3359	.485	247	764	.323	1070	1466	.730	227	1161	1388	1188	377	0	264	588	162	4573	30.1	51	
IRVING	52	1891	455	978	.465	122	294	.415	211	241	.876	38	122	160	243	113	0	76	116	32	1243	23.9	42	
LOVE	63	1958	313	776	.403	141	349	.404	199	233	.854	125	484	609	116	150	0	46	105	34	966	15.3	32	
PRICE	47	1691	280	603	.464	56	166	.337	202	214	.944	21	103	124	327	81	1	64	158	5	818	17.4	35	
J.R. SMITH	79	2483	280	680	.412	200	493	.406	49	74	.662	31	223	254	89	204	1	77	57	25	809	10.2	28	
ILGAUSKAS	71	2017	313	656	.477	2	13	.154	156	209	.746	180	343	523	70	220	8	26	97	82	784	11.0	25	
DAUGHERTY	41	1600	275	530	.519	0	2	.000	232	307	.756	89	330	419	137	113	1	27	98	40	782	19.1	40	
NANCE	41	1564	283	537	.527	0	1	.000	127	162	.784	110	220	330	110	134	2	30	59	93	693	16.9	32	
T.THOMPSON	88	2413	231	413	.559	0	1	.000	151	244	.619	297	389	686	71	176	0	25	66	68	613	7.7	20	
JOHN WILLIAMS	45	1416	206	426	.484	0	1	.000	147	198	.742	99	206	305	95	143	4	45	74	53	559	12.4	23	
EHLO	40	1262	161	384	.419	41	113	.363	59	82	.720	44	120	164	164	101	0	47	64	10	422	10.6	25	
VAREJAO	71	1600	160	324	.494	0	5	.000	100	159	.629	147	258	405	38	220	6	67	62	39	420	5.9	16	
MITCHELL	15	589	152	329	.462	42	127	.331	66	83	.795	9	70	79	83	43	0	23	47	6	412	27.5	50	
D. WEST	38	1312	145	334	.434	33	97	.340	85	99	.859	20	93	113	141	84	0	43	85	16	408	10.7	22	
M. WILLIAMS	38	1020	140	351	.399	55	159	.346	71	91	.780	12	73	85	120	86	0	20	63	3	406	10.7	24	
GOODEN	33	887	144	286	.503	0	2	.000	47	57	.825	80	178	258	28	102	3	13	45	11	335	10.2	24	
SHUMPERT	58	1338	109	284	.384	56	153	.366	51	68	.750	39	153	192	56	118	1	45	32	22	325	5.6	22	
GIBSON	50	881	100	241	.415	57	140	.407	61	70	.871	14	47	61	55	73	1	20	33	9	318	6.4	31	
HUGHES	27	975	105	312	.337	24	72	.333	70	94	.745	18	80	98	80	69	2	45	58	9	304	11.3	27	
GARLAND	17	620	108	251	.430	37	102	.363	38	46	.826	1	50	51	94	50	0	21	45	3	291	17.1	32	
KORVER	40	831	93	221	.421	72	178	.404	29	32	.906	8	74	82	32	66	0	16	21	14	287	7.2	19	
RUSSELL	18	516	105	254	.413	0	0	---	75	91	.824	42	70	112	35	70	0	14	10	9	285	15.8	32	
SANDERS	35	784	119	245	.486	1	6	.167	34	46	.739	45	69	114	58	111	0	28	47	16	273	7.8	18	
E. MOBLEY	17	610	103	194	.531	5	19	.263	30	44	.682	45	117	162	38	47	1	13	34	32	241	14.2	33	
PAVLOVIC	42	823	92	237	.388	26	76	.342	24	45	.533	20	57	77	37	90	0	25	41	5	234	5.6	17	
MOZGOV	33	604	80	163	.491	0	0	---	67	85	.788	62	105	167	15	73	1	11	45	39	227	6.9	28	
DELLAVEDOVA	40	738	73	210	.348	32	107	.299	43	56	.768	14	42	56	109	83	1	10	49	1	221	5.5	20	
A. CARR	18	425	87	204	.426	0	0	---	38	55	.691	18	23	41	41	50	0	10	4	5	212	11.8	27	
FRYE	29	391	72	129	.558	46	85	.541	12	14	.857	5	58	63	18	48	0	9	7	13	202	7.0	27	
B. SMITH	18	470	88	216	.407	0	0	---	25	28	.893	16	38	54	35	48	1	14	1	4	201	11.2	27	
DONYELL MARSHALL	32	550	68	173	.393	32	91	.352	22	28	.786	36	78	114	13	54	0	10	18	13	190	5.9	28	
LEVERT	16	448	71	165	.430	19	69	.275	25	39	.641	12	51	63	38	24	0	11	19	7	186	11.6	24	
SZCZERBIAK	25	528	63	161	.391	22	74	.297	35	39	.897	12	39	51	26	51	0	4	19	2	183	7.3	26	
BRANDON	26	470	75	167	.449	5	17	.294	27	31	.871	10	42	52	76	34	0	15	37	5	182	7.0	21	
CLEAMONS	13	503	73	184	.397	0	0	---	33	40	.825	23	48	71	61	34	0	8	0	3	179	13.8	18	
G. HILL	19	557	59	131	.450	16	51	.314	41	53	.774	13	28	41	42	52	1	10	22	8	175	9.2	20	
SNYDER	17	420	77	180	.428	0	0	---	20	27	.741	12	22	34	35	41	1	12	1	8	174	10.2	26	
CHONES	12	423	76	168	.452	0	0	---	22	33	.667	28	68	96	16	39	0	3	4	8	174	14.5	23	
HARPER	9	323	69	132	.523	0	4	.000	31	42	.738	11	30	41	35	29	1	22	18	8	169	18.8	31	
JEFFERSON	35	560	60	122	.492	16	47	.340	33	48	.688	26	73	99	21	64	1	12	21	4	169	4.8	12	
JAMISON	11	375	64	137	.467	10	39	.256	30	41	.732	16	65	81	14	38	0	7	18	11	168	15.3	25	
JOE SMITH	26	481	59	124	.476	3	6	.500	37	51	.725	30	78	108	9	66	1	11	13	14	158	6.1	19	
WILKINS	12	362	58	132	.439	11	28	.393	27	33	.818	9	20	29	34	22	0	12	14	2	154	12.8	28	
J. BREWER	17	611	55	129	.426	0	0	---	27	51	.529	51	125	176	42	47	0	17	0	16	137	8.1	15	
MILLS	10	356	50	108	.463	12	24	.500	15	17	.882	17	38	55	24	37	1	12	14	5	127	12.7	25	
O'NEAL	11	243	48	93	.516	0	0	---	31	47	.660	21	40	61	15	41	0	2	24	13	127	11.5	21	
FERRY	28	371	47	117	.402	14	45	.311	17	20	.850	12	48	60	31	45	1	10	14	6	125	4.5	20	
PHILLS	17	331	46	114	.404	7	19	.368	22	32	.688	15	31	46	24	24	0	14	22	1	121	7.1	21	
SNOW	32	652	44	114	.386	0	4	.000	30	43	.698	17	54	71	65	58	0	22	29	5	118	3.7	18	
ALLEN	9	318	47	73	.644	0	0	.000	21	32	.656	30	62	92	17	18	0	9	8	9	115	12.8	21	
STRUS	12	434	42	103	.408	25	72	.347	5	5	1.000	8	56	64	35	41	1	9	15	0	114	9.5	16	
MURRAY	13	399	37	112	.330	5	24	.208	26	32	.813	11	31	42	21	27	0	9	9	2	105	8.1	21	
FREE	4	150	41	93	.441	0	4	.000	23	25	.920	4	6	10	31	12	0	6	6	0	105	26.3	32	
KEMP	4	152	33	71	.465	0	0	---	38	45	.844	16	25	41	8	12	0	5	16	4	104	26.0	31	
WALKER	18	290	39	90	.433	0	0	---	24	30	.800	14	21	35	53	36	0	14	6	4	102	5.7	20	
HILL	10	315	29	68	.426	0	1	.000	43	71	.606	29	40	69	7	43	3	8	21	2	101	10.1	16	
OKORO	17	337	36																					



ALL-TIME CLEVELAND CAVALIERS PLAYOFF STATISTICS, cont.

PLAYER	G	MIN	Field Goals			3-Point FG			Free Throws			Rebounds							STL	TO	BLK	PTS	AVG	HI
			FGM	FGA	PCT	FGM	FGA	PCT	FTM	FTA	PCT	OFF	DEF	REB	AST	PF	DQ							
MAJERLE	3	91	16	36	.444	10	23	.435	8	9	.889	2	10	12	9	6	0	4	3	2	50	16.7	23	
SHELTON	4	106	19	34	.559	0	0	---	8	10	.800	6	16	22	4	20	2	2	6	1	46	11.5	14	
OSMAN	19	155	15	43	.349	7	27	.259	7	13	.538	2	20	22	8	17	0	5	5	1	44	2.3	10	
D. ANDERSON	4	103	10	22	.455	0	0	---	23	26	.885	0	9	9	11	10	0	5	12	1	43	10.8	18	
HICKSON	11	79	14	22	.636	0	0	---	11	16	.688	1	8	9	1	9	0	0	6	0	39	3.5	13	
MOON	11	113	14	24	.583	8	16	.500	2	3	.667	2	14	16	5	8	0	4	0	5	38	3.5	12	
CAGE	7	182	16	32	.500	0	1	.000	3	7	.429	21	25	46	5	14	0	4	1	9	35	5.0	10	
DAHNTAY JONES	25	83	11	34	.324	2	5	.400	9	10	.900	1	13	14	3	10	0	1	2	2	33	1.3	7	
MERRILL	10	125	10	29	.345	10	27	.370	3	3	1.00	2	10	12	9	9	0	0	0	0	33	3.3	9	
D. BROWN	8	92	9	34	.265	5	17	.294	10	15	.667	8	11	19	9	10	0	2	9	0	33	4.1	10	
FURLOW	2	50	13	27	.481	0	0	---	6	6	1.000	3	2	5	5	1	0	0	3	0	32	16.0	20	
PERSON	4	136	11	29	.379	7	19	.368	3	4	.750	2	7	9	10	5	0	3	1	0	32	8.0	15	
C. HENDERSON	4	157	11	28	.393	0	1	.000	8	13	.615	4	13	17	11	14	0	6	13	0	30	7.5	9	
POQUETTE	4	91	13	21	.619	0	0	---	4	5	.800	4	10	14	1	16	2	2	4	6	30	7.5	10	
J. DAVIS	3	50	12	16	.750	0	1	.000	4	5	.800	1	5	6	15	5	0	5	2	0	28	9.3	15	
NIANG	10	121	9	41	.220	3	23	.1300	7	8	.875	3	9	12	4	18	0	4	7	2	28	2.8	7	
KEMPTON	3	89	10	25	.400	0	0	---	6	6	1.000	10	6	16	8	9	0	3	4	0	26	8.7	16	
EDGAR JONES	4	45	9	18	.500	0	1	.000	7	8	.875	2	6	8	3	6	0	2	2	0	25	6.3	14	
TURPIN	4	45	12	19	.632	0	0	---	1	2	.500	3	5	8	0	3	0	4	5	1	25	6.3	10	
CALDERON	13	104	9	26	.346	4	18	.222	2	2	1.00	2	9	11	9	15	0	5	5	0	24	1.8	6	
ROLLINS	8	112	7	11	.636	0	0	---	9	13	.692	5	19	24	2	17	0	5	4	8	23	2.9	9	
CAMPBELL	4	37	6	14	.429	1	2	.500	10	12	.833	1	1	2	1	3	0	1	3	1	23	5.8	13	
DERRICK WILLIAMS	8	38	8	15	.533	3	5	.600	2	2	1.000	1	2	3	4	0	0	0	3	1	21	2.6	5	
VALENTINE	5	80	7	20	.350	0	0	---	7	8	.875	3	4	7	16	7	0	5	5	0	21	4.2	8	
BROKAW	3	44	9	19	.474	0	0	---	2	6	.333	3	1	4	12	7	0	2	0	1	20	6.7	12	
LAMBERT	11	72	8	20	.400	0	0	---	3	4	.750	6	16	22	1	14	0	3	0	2	19	1.7	4	
CHIEVOUS	3	28	6	10	.600	0	0	---	7	9	.778	2	1	3	2	2	0	1	3	0	19	6.3	13	
KNIGHT	4	132	6	21	.286	0	0	---	6	10	.600	0	16	16	23	16	1	10	8	1	18	4.5	11	
POTAPENKO	4	70	6	15	.400	0	0	---	5	10	.500	3	8	11	3	8	0	2	6	0	17	4.3	8	
WITTE	7	28	6	11	.545	0	0	---	4	4	1.000	4	5	9	4	4	0	0	0	0	16	2.3	6	
WADE	5	74	4	14	.286	3	11	.273	2	2	1.000	1	8	9	5	4	0	1	2	2	13	2.6	5	
ZIZIC	8	23	5	10	.500	0	0	---	3	6	.500	1	5	6	1	2	0	0	2	1	13	1.6	4	
COLTER	4	43	5	10	.500	0	1	.000	2	4	.500	1	0	1	2	2	0	1	0	0	12	3.0	5	
HIGGINS	3	57	4	11	.364	2	7	.286	1	2	.500	2	2	4	4	10	0	1	3	1	11	3.7	5	
PERKINS	8	33	2	8	.250	0	0	---	6	10	.600	2	7	9	0	6	0	0	4	3	10	1.3	3	
MCRAE	2	4	4	4	1.000	1	1	1.000	0	0	---	0	2	2	0	0	0	0	0	0	9	4.5	5	
M. MILLER	9	65	3	5	.600	3	5	.600	0	0	---	0	10	10	0	6	0	1	1	1	9	1.0	3	
LOPEZ	2	6	3	3	1.000	0	0	---	2	2	1.000	1	0	1	0	2	0	0	1	0	8	3.0	8	
J. HARRIS	6	16	2	6	.333	1	3	.333	3	4	.750	0	1	1	1	1	0	0	1	0	8	1.3	7	
SURA	6	49	3	8	.375	0	2	.000	2	3	.667	0	4	4	7	8	0	2	6	0	8	1.3	4	
M. WEST	4	68	3	5	.600	0	0	---	2	5	.400	5	13	18	4	19	0	2	5	0	8	2.0	4	
NEWBLE	11	21	3	5	.600	1	3	.333	0	0	---	1	2	3	1	4	0	1	1	0	7	0.6	7	
MORTON	2	9	2	5	.400	0	0	---	2	2	1.000	0	0	0	0	1	0	0	1	0	6	3.0	6	
ROBERTS	1	7	3	4	.750	0	0	---	0	2	.00	1	1	2	0	0	0	0	1	0	6	6.0	6	
STEVENS	2	9	1	2	.500	1	1	1.00	2	2	1.00	0	3	3	0	0	0	0	0	0	5	2.5	4	
DUDLEY	5	28	2	5	.400	0	0	---	1	2	.500	4	2	6	2	4	0	0	2	0	5	1.0	2	
POWE	3	9	1	4	.250	0	0	---	3	4	.750	1	1	2	0	3	0	0	1	0	5	1.7	4	
KINSEY	9	11	1	3	.333	0	0	---	2	2	1.00	1	1	2	0	2	0	1	1	0	4	0.4	2	
H. JAMES	8	22	1	10	.100	0	3	.000	2	4	.500	1	1	2	2	2	0	1	1	0	4	0.5	4	
MOKESKI	3	10	1	2	.500	0	0	---	2	2	1.000	0	2	2	0	2	0	1	0	1	4	1.3	2	
GREEN	4	40	1	5	.200	1	4	.250	0	0	---	2	5	7	1	7	0	2	2	1	3	0.8	3	
DW. JONES	5	20	1	2	.500	0	0	---	1	2	.500	2	4	6	0	4	0	0	1	1	3	0.6	2	
B. THOMAS	3	8	1	2	.500	1	2	.500	0	0	---	0	1	1	1	0	0	1	0	0	3	1.0	3	
BROOKS	1	8	0	1	.000	0	0	---	2	2	1.000	0	0	0	2	1	0	0	0	0	2	2.0	2	
CROTTY	2	9	0	0	---	0	0	---	2	2	1.000	1	0	1	1	0	0	1	1	1	2	1.0	2	
CURRY	2	17	1	4	.250	0	1	.000	0	0	---	1	0	1	2	1	0	0	0	1	2	1.0	2	
GARRETT	4	5	0	0	---	0	0	---	2	4	.500	0	0	0	0	0	0	0	0	0	2	0.5	2	
GUIDINGER	4	15	1	3	.333	0	0	---	0	2	.000	1	0	1	0	1	0	0	2	1	2	0.5	2	
D. JACKSON	5	25	1	5	.200	0	0	---	0	2	.00	0	5	5	1	5	0	0	1	0	2	0.4	2	
MARION	6	25	1	6	.167	0	0	---	0	0	---	2	4	6	1	1	0	2	0	0	2	0.3	2	
SCOTT	1	3	1	2	.500	0	0	---	0	0	---	0	0	0	0	0	0	0	1	1	2	2.0	2	
C. THOMAS	1	11	0	1	.000	0	0	---	2	3	.667	1	0	1	0	2	0	0	0	0	2	2.0	2	



Playoff Moments

A Miracle

The first playoff series in franchise history was a matchup against the Washington Bullets in 1976. The seven-game series was highlighted by three last-second game-winning shots by the Cavaliers, who went on to win 4-3 in the series that became known as the “Miracle of Richfield.”



To The Eastern Conference Finals

The Cavaliers advanced to their first Conference Finals since 1976 after defeating the Boston Celtics 4-3 in the 1992 NBA Playoffs. In Game 7 of their semifinals win, six players scored in double figures for the Cavs, who shot .590 from the field and finished with a franchise postseason-record 42 assists on 49 baskets.

What a Show

In Game 5 of the 2007 Eastern Conference Finals, one of the greatest playoff performances in NBA history was on display. In the last 16 minutes of a double-overtime 109-107 win, LeBron James scored 29 of Cleveland's 30 points, including the team's final 25 points. The Cavs would go on to close out the series in Game 6 in Cleveland and advance to their first-ever NBA Finals.



Finals in The Land

The Cavaliers played their first NBA Finals game in Cleveland on June 12, 2007 when they faced off against the San Antonio Spurs. This would be the first of five NBA Finals appearances for the Cavaliers.

41 APIECE

Trailing 3-1 in the 2016 NBA Finals, the Cavs avoided elimination by defeating the Golden State Warriors, 112-97, in Game 5. Kyrie Irving (41 pts, 17-24 FG, 5-7 3FG, 6 asts) and LeBron James (41 pts, 16-30 FG, 4-8 3FG, 16 rebs, 7 asts, 3 stls, 3 blks) came up huge as they became the first teammates in NBA Finals history to score 40 points apiece. The win was an historical moment for Cleveland, who ended up winning the next two games en route to their first-ever NBA championship.





Eastern Conference Finals Champions

2007 //



2015 //



2016 //



2017 //



2018 //





CAVALIERS ONE GAME

MOST POINTS

Game		
51	LeBron James @ Golden State (OT)	May 31, 2018
50	Donovan Mitchell @ Orlando	May 3, 2024
Half		
31	Donovan Mitchell @ Orlando (2nd H)	May 3, 2024
Quarter		
21	LeBron James vs. Golden State (1st H)	May 7, 2010
	Kyrie Irving vs. Boston (3rd Q)	May 23, 2017
	LeBron James @ Boston (1st Q)	May 15, 2018
Overtime		
10	LeBron James @ Orlando	May 15, 2018

FIELD GOALS MADE

Game		
22	Donovan Mitchell vs. Orlando	May 3, 2024
Half		
13	LeBron James @ Toronto (2nd H)	May 3, 2018
13	Donovan Mitchell @ Orlando (2nd H)	May 3, 2024
Quarter		
9	LeBron Jams vs. Indiana (1st Q)	April 18, 2018
	Kyrie Irving vs. Boston (3rd Q)	May 23, 2017
Overtime		
4	LeBron James @ Detroit (2nd OT)	May 31, 2007

FIELD GOALS ATTEMPTED

Game		
38	LeBron James @ Golden State (OT)	June 4, 2015
Half		
19	LeBron James @ Toronto (2nd H)	May 3, 2018
	LeBron James vs. Golden State (2nd H)	June 16, 2015

3-PT. FIELD GOALS MADE

Game		
8	Kevin Love @ Atlanta	May 8, 2016
	J.R. Smith @ Atlanta	May 20, 2015
Half		
7	Kevin Love vs. Boston (1st H)	May 21, 2017
Overtime		
2	LeBron James @ Orlando	May 26, 2009

3-PT. FIELD GOALS ATTEMPTED

Game		
15	J.R. Smith @ Toronto	May 21, 2016
	Kevin Love @ Atlanta	May 8, 2016
Half		
10	J.R. Smith @ Golden State (1st H)	June 14, 2015
	J.R. Smith vs. Atlanta (1st H)	May 4, 2016
	Kevin Love vs. Boston (1st H)	May 21, 2017
Overtime		
5	LeBron James @ Orlando	May 26, 2009

FREE THROWS MADE

Game		
18	LeBron James @ Orlando	May 24, 2009
Half		
13	Brad Daugherty vs. New Jersey (2nd H)	April 23, 1992
	LeBron James vs. Indiana (2nd H)	April 18, 2018
Quarter		
10	LeBron James vs. Detroit (4th Q)	May 19, 2006
Overtime		
5	LeBron James @ Detroit (1st OT)	May 31, 2007

FREE THROWS ATTEMPTED

Game		
24	LeBron James @ Orlando	May 24, 2009
Half		
16	LeBron James @ Orlando (2nd H)	May 24, 2009
Quarter		
12	LeBron James vs. Detroit (4th Q)	May 19, 2006
	LeBron James @ Orlando (4th Q)	May 24, 2009
Overtime		
6	LeBron James @ Detroit (1st OT)	May 31, 2007

REBOUNDS - TOTAL

Game		
21	Kevin Love @ Golden State	June 1, 2017
Half		
13	Brad Daugherty vs. Boston	May 2, 1992
	LeBron James @ Boston (2nd H)	May 13, 2010
	Jarrett Allen vs. Orlando	April 22, 2024
Overtime		
3	Sasha Pavlovic @ Detroit	May 31, 2010
	LeBron James @ Golden State	June 4, 2015
	Matthew Dellavedova @ Golden State	June 7, 2015

REBOUNDS - OFFENSIVE

Game		
10	Z. Ilgauskas vs. San Antonio	June 12, 2007
Half		
7	Tristan Thompson @ Atlanta	May 6, 2016
	Tristan Thompson vs. Golden State	June 8, 2016

REBOUNDS - DEFENSIVE

Game		
16	Brad Daugherty vs. New Jersey	May 9, 1993
	LeBron James @ Boston	May 13, 2010
	Kevin Love @ Golden State	June 1, 2017
Half		
12	LeBron James @ Boston (2nd H)	May 13, 2010
Overtime		
3	LeBron James @ Golden State	June 4, 2015

ASSISTS

Game		
18	Mark Price vs. Philadelphia	May 3, 1990
Half		
10	John Bagley vs. Boston (1st H)	April 23, 1985
	Mark Price vs. Philadelphia (1st H)	May 3, 1990
	Mark Price vs. New Jersey (1st H)	April 25, 1992
	Mark Price @ Boston (1st H)	May 10, 1992
	LeBron James @ Golden State (1st H)	June 4, 2017
Overtime		
2	LeBron James @ Toronto	May 1, 2018
	Foots Walker @ Washington	April 26, 1976
	Larry Nance @ Boston	May 10, 1992

STEALS

Game		
6	Ron Harper @ Chicago	May 8, 1988
	Mark Price vs. New Jersey	May 1, 1993
	John Williams @ New York	April 29, 1995
	Kevin Love vs. Golden State	June 7, 2017
Half		
4	on 12 occasions	
Overtime		
2	Iman Shumpert @ Golden State	June 7, 2015



BLOCKED SHOTS

Game		
6	Nate Thurmond vs. Boston Larry Nance vs. New Jersey Z. Ilgauskas @ Detroit	May 14, 1976 April 23, 1992 May 17, 2006
Half		
4	Tree Rollins @ Chicago (1st H) Larry Nance vs. Chicago (1st H) Z. Ilgauskas @ Detroit (1st H) Z. Ilgauskas vs. Boston (1st H) T. Mozgov vs. Boston (1st H)	May 3, 1989 May 23, 1992 May 17, 2006 May 11, 2010 April 21, 2015
Overtime		
1	on seven occasions	

HIGHEST FIELD GOAL PERCENTAGE (MIN. 10 MADE IN GAME)

Game		
91.7	Larry Nance vs. Chicago (11-12) Drew Gooden vs. Washington (11-12)	May 15, 1993 April 25, 2006
Half		
100.0	Foots Walker @ Washington (7-7) J.R. Smith vs. Toronto (6-6)	April 13, 1977 May 7, 2018

OPPONENTS ONE GAME

MOST POINTS

Game		
55	Michael Jordam @ Chicago	May 1, 1988
Half		
30	Michael Jordan @ Chicago (2nd H) Michael Jordan vs. Chicago (2nd H)	May 3, 1989 May 7, 1989
Quarter		
21	Paul George @ Indiana (2nd Q)	April 20, 2017
Overtime		
8	Gilbert Arenas vs. Washington	May 3, 2006

FIELD GOALS MADE

Game		
24	Michael Jordan @ Chicago	May 1, 1988
Half		
14	Michael Jordan @ Chicago (1st H)	May 1, 1988
Quarter		
9	Michael Jordan @ Chicago (3rd Q)	May 5, 1989
Overtime		
3	Gilbert Arenas vs. Washington	May 3, 2006

FIELD GOALS ATTEMPTED

Game		
45	Michael Jordan @ Chicago	May 1, 1988
Half		
25	Michael Jordan @ Chicago (1st H)	May 1, 1988

HIGHEST FIELD GOAL PERCENTAGE (MIN. 10 MADE IN GAME)

Game		
85.7	Chris Morris @ New Jersey (12-14)	April 28, 1992
Half		
100.0	Chris Morris @ New Jersey (8-8, 1st H)	April 28, 1992

3-PT. FIELD GOALS MADE

Game		
9	Stephen Curry @ Golden State	June 3, 2018
7	Derek Harper vs. New York Stephen Curry @ Golden State Stephen Curry vs. Golden State Stephen Curry @ Golden State	May 4, 1995 June 10, 2016 June 8, 2018 June 14, 2015
Half		
7	Marcus Smart vs. Boston	May 21, 2017
6	Stephen Curry vs. Golden State	June 9, 2015

3-PT. FIELD GOALS ATTEMPTED

Game		
17	Stephen Curry @ Golden State	June 3, 2018
15	Stephen Curry vs. Golden State Paul George @ Indiana	June 8, 2018 April 20, 2017
Half		
9	Stephen Curry vs. Golden State (2nd H) Stephen Curry @ Golden State (1st H) Stephen Curry vs. Golden State (2nd H)	June 13, 2016 June 3, 2018 June 8, 2018
Overtime		
2	on six occasions	

FREE THROWS MADE

Game		
22	Michael Jordan @ Chicago	May 5, 1989
Half		
13	Michael Jordan @ Chicago (1st H)	May 5, 1989
Quarter		
10	Gilbert Arenas vs. Washington (4th Q) Stephen Curry @ Golden State (1st Q)	April 22, 2006 June 4, 2017
Overtime		
5	Rasheed Wallace @ Detroit	May 31, 2007

FREE THROWS ATTEMPTED

Game		
27	Michael Jordan @ Chicago	May 5, 1989
Half		
16	Michael Jordan @ Chicago (1st H)	May 5, 1989
Quarter		
11	Gilbert Arenas vs. Washington (4th Q)	April 22, 2006
Overtime		
6	Rasheed Wallace @ Detroit	April 22, 2006

REBOUNDS - TOTAL

Game		
26	Bismack Biyombo @ Toronto	May 21, 2016
Half		
16	Bismack Biyombo @ Toronto	May 21, 2016
Overtime		
3	Scottie Pippen @ Chicago Jared Jeffries @ Washington	May 5, 1989 May 5, 2006

REBOUNDS - OFFENSIVE

Game		
11	Dave Cowens vs. Boston Charles Barkley @ Philadelphia	May 14, 1976 April 26, 1990
Half		
8	Dave Cowens vs. Boston (2nd H)	May 14, 1976

REBOUNDS - DEFENSIVE

Game		
19	Elvin Hayes vs. Washington	April 15, 1977
Half		
14	Elvin Hayes vs. Washington	April 15, 1977

ASSISTS

Game		
19	Rajon Rondo vs. Boston	May 3, 2010
Half		
12	Rajon Rondo vs. Boston	May 3, 2010
Overtime		
3	Draymond Green @ Golden State	May 31, 2018



STEALS

Game		
6	Thaddeus Young vs. Indiana	April 17, 2017
Half		
4	Jo Jo White @ Boston (2nd H)	May 6, 1976
	Michael Jordan vs. Chicago (1st H)	April 28, 1989
	Mookie Blaylock vs. Chicago (1st H)	April 30, 1992
	Jimmy Butler @ Chicago (1st H)	May 8, 2015
Overtime		
1	on nine occasions	

BLOCKED SHOTS

Game		
9	Derrick Coleman @ New Jersey	May 7, 1993
Half		
8	Derrick Coleman @ New Jersey	May 7, 1993
Overtime		
2	Luc Longley vs. Chicago	May 3, 1994

TURNOVERS

Game		
8	Jason Kidd vs. New Jersey	May 16, 2007
	Jason Kidd vs. New Jersey	May 8, 2007
	Scottie Pippen vs. Chicago	May 8, 2007
	Reggie Miller vs. Indiana	April 30, 1998
	Stephen Curry @ Golden State	June 4, 2017
Half		
6	Michael Jordan @ Chicago (2nd H)	May 8, 1988
	Reggie Miller vs. Indiana (2nd H)	April 30, 1998
	Stephen Curry @ Golden State (1st H)	June 4, 2017

ALL-TIME PLAYOFF LEADERS

GAMES PLAYED

Rank	Player	GP
1	LeBron James	152
2	Tristan Thompson	88
3	J.R. Smith	79
4	Zydrunas Ilgauskas	71
	Anderson Varejao	71
6	Kevin Love	63
7	Iman Shumpert	58
8	Kyrie Irving	52
9	Daniel Gibson	50
10	Mark Price	47

MINUTES PLAYED

Rank	Player	Minutes
1	LeBron James	6,421
2	J.R. Smith	2,483
3	Tristan Thompson	2,413
4	Zydrunas Ilgauskas	2,019
5	Kevin Love	1,958
6	Kyrie Irving	1,891
7	Mark Price	1,691
8	Brad Daugherty	1,600
	Anderson Varejao	
10	Larry Nance	1,564

POINTS SCORED

Rank	Player	Points
1	LeBron James	4573
2	Kyrie Irving	1243
3	Kevin Love	966
4	Mark Price	818
5	J.R. Smith	809
6	Zydrunas Ilgauskas	784
7	Brad Daugherty	782
8	Larry Nance	693
9	Tristan Thompson	613
10	John Williams	559

SCORING AVERAGE (MIN. 150 POINTS)

Rank	Player	PPG
1	LeBron James	30.1
2	Donovan Mitchell	27.5
3	Kyrie Irving	23.9
4	Brad Daugherty	19.1
5	Ron Harper	18.8
6	Mark Price	17.4
7	Darius Garland	17.1
8	Larry Nance	16.9
9	Campy Russell	15.8
10	Kevin Love	15.3

FIELD GOALS MADE

Rank	Player	FGM
1	LeBron James	1,628
2	Kyrie Irving	455
3	Zydrunas Ilgauskas	313
	Kevin Love	
5	Larry Nance	283
6	Mark Price	280
	J.R. Smith	
8	Brad Daugherty	275
9	Tristan Thompson	231
10	John Williams	206

FIELD GOALS ATTEMPTED

Rank	Player	FGA
1	LeBron James	3,359
2	Kyrie Irving	978
3	Kevin Love	776
4	J.R. Smith	680
5	Zydrunas Ilgauskas	656
6	Mark Price	603
7	Larry Nance	537
8	Brad Daugherty	530
9	John Williams	426
10	Tristan Thompson	413

FIELD GOAL PERCENTAGE (MIN. 50 FGM)

Rank	Player	FG%
1	Tristan Thompson	.559
2	Channing Frye	.558
3	Larry Nance	.527
4	Ron Harper	.523
5	Brad Daugherty	.519
6	Drew Gooden	.503
7	Anderson Varejao	.494
8	Richard Jefferson	.492
9	Timofey Mozgov	.491
10	Mike Sanders	.486

**3-PT. FIELD GOALS MADE (COMMENCING WITH 1979-80)**

Rank	Player	3PM
1	LeBron James	247
2	J.R. Smith	200
3	Kevin Love	141
4	Kyrie Irving	122
5	Kyle Korver	72
6	Daniel Gibson	57
7	Mark Price	56
	Iman Shumpert	
9	Mo Williams	55
10	Channing Frye	46

3-PT. FIELD GOALS ATTEMPTED (COMMENCING WITH 1979-80)

Rank	Player	3PA
1	LeBron James	764
2	J.R. Smith	493
3	Kevin Love	349
4	Kyrie Irving	294
5	Kyle Korver	178
6	Mark Price	166
7	Mo Williams	159
8	Iman Shumpert	153
9	Daniel Gibson	140
10	Donovan Mitchell	127

3-PT. FIELD GOAL PERCENTAGE (MIN. 5 3-PT. FGM)

Rank	Player	3P%
1	Channing Frye	.541
2	Chris Mills	.500
	Jamario Moon	
4	Anthony Parker	.455
5	Dan Majerle	.435
6	Kyrie Irving	.415
7	Daniel Gibson	.407
8	J.R. Smith	.406
9	Kyle Korver	.404
	Kyle Korver	

FREE THROWS MADE

Rank	Player	FTM
1	LeBron James	1,070
2	Brad Daugherty	232
3	Kyrie Irving	211
4	Mark Price	202
5	Kevin Love	199
6	Zydrunas Ilgauskas	156
7	Tristan Thompson	151
8	John Williams	147
9	Larry Nance	127
10	Anderson Varejao	100

FREE THROWS ATTEMPTED

Rank	Player	FTA
1	LeBron James	1,466
2	Brad Daugherty	307
3	Tristan Thompson	244
4	Kyrie Irving	241
5	Kevin Love	233
6	Mark Price	214
7	Zydrunas Ilgauskas	209
8	John Williams	198
9	Larry Nance	162
10	Anderson Varejao	159

FREE THROW PERCENTAGE

Rank	Player	FT%
1	Mark Price	.944
2	World B. Free	.920
3	John Battle	.913
4	Kyle Korver	.906
5	Wally Szczerbiak	.897
6	Bingo Smith	.893
7	Derek Anderson	.885
8	Kyrie Irving	.876
9	Daniel Gibson	.871
	Terrell Brandon	

TOTAL REBOUNDS

Rank	Player	Rebounds
1	LeBron James	1,388
2	Tristan Thompson	686
3	Kevin Love	609
4	Zydrunas Ilgauskas	523
5	Brad Daugherty	419
6	Anderson Varejao	405
7	Larry Nance	330
8	Hot Rod Williams	305
9	Drew Gooden	258
10	J.R. Smith	254

OFFENSIVE REBOUNDS

Rank	Player	Off. Rebounds
1	Tristan Thompson	297
2	LeBron James	227
3	Zydrunas Ilgauskas	180
4	Anderson Varejao	147
5	Kevin Love	125
6	Larry Nance	110
7	John Williams	99
8	Brad Daugherty	89
9	Drew Gooden	80
10	Timofey Mozgov	62

DEFENSIVE REBOUNDS

Rank	Player	Def. Rebounds
1	LeBron James	1,161
2	Kevin Love	484
3	Tristan Thompson	389
4	Zydrunas Ilgauskas	343
5	Brad Daugherty	330
6	Anderson Varejao	258
7	J.R. Smith	223
8	Larry Nance	220
9	John Williams	206
10	Drew Gooden	178

ASSISTS

Rank	Player	Assists
1	LeBron James	1,188
2	Mark Price	327
3	Kyrie Irving	243
4	Craig Ehlo	164
5	Delonte West	141
6	Brad Daugherty	137
7	Mo Williams	120
8	Kevin Love	116
9	Larry Nance	110
10	Matthew Dellavedova	109



STEALS

Rank	Player	Steals
1	LeBron James	264
2	J.R. Smith	77
3	Kyrie Irving	76
4	Anderson Varejao	67
5	Mark Price	64
6	Craig Ehlo	47
7	Kevin Love	46
8	John Williams	45
	Larry Hughes	
	Iman Shumpert	

BLOCKED SHOTS

Rank	Player	Blocks
1	LeBron James	162
2	Larry Nance	93
3	Zydrunas Ilgauskas	82
4	Tristan Thompson	68
5	John Williams	53
6	Brad Daugherty	40
7	Timofey Mozgov	39
	Anderson Varejao	39
9	Kevin Love	34
10	Kyrie Irving	32
	Evan Mobley	32

PERSONAL FOULS

Rank	Player	Fouls
1	LeBron James	377
2	Zydrunas Ilgauskas	220
	Anderson Varejao	
4	J.R. Smith	204
5	Tristan Thompson	176
6	Kevin Love	150
7	John Williams	143
8	Larry Nance	134
9	Iman Shumpert	118
10	Brad Daugherty	113
	Kyrie Irving	

CAVALIERS ONE GAME

MOST POINTS

Game		
137	vs. Golden State	June 9, 2017
Half		
86	vs. Golden State	June 9, 2017
Quarter		
49	vs. Golden State (1st Q)	June 9, 2017
Overtime		
14	vs. Washington	May 3, 2006
	@ Orlando	May 26, 2009

FIELD GOALS MADE

Game		
53	@ Boston	April 18, 1985
Half		
28	vs. Washington (2nd H)	April 13, 1977
	@ Boston (2nd H)	April 18, 1985
	vs. Golden State (1st H)	June 9, 2017
Quarter		
19	@ Washington (4th Q)	April 13, 1977
Overtime		
5	@ Washington	April 26, 1976
	@ Orlando	May 26, 2009

FIELD GOALS ATTEMPTED

Game		
113	@ Washington	April 13, 1977
Half		
61	@ Washington (2nd H)	April 13, 1977
Quarter		
34	@ Washington (4th Q)	April 13, 1977
Overtime		
9	on seven occasions	

HIGHEST FIELD GOAL PERCENTAGE

Game		
59.5	vs. Toronto (50-84)	May 7, 2018
	at Toronto (50-84)	May 3, 2018
	@ Boston (44-74)	May 7, 2010
	vs. Boston (44-74)	May 23, 2017

Half		
71.1	vs. Boston (27-38, 2nd H)	May 23, 2017
Quarter		
78.6	at Toronto (11-14, 4th Q)	May 5, 2017
Overtime		
66.7	vs. Washington (4-6)	May 3, 2006

3-PT. FIELD GOALS MADE

Game		
25	vs. Atlanta	May 4, 2016
Half		
18	vs. Atlanta (1st H)	May 4, 2016
Quarter		
10	vs. Atlanta (2nd Q)	May 4, 2016
Overtime		
2	vs. Atlanta	May 24, 2015

3-PT. FIELD GOALS ATTEMPTED

Game		
45	vs. Atlanta	May 4, 2016
	vs. Golden State	June 9, 2017
Half		
27	vs. Atlanta	May 4, 2016
Overtime		
5	@ Orlando	May 26, 2009

HIGHEST 3-PT. FIELD GOAL PERCENTAGE

Game		
70.0	vs. New Jersey (7-10)	April 29, 1993
Half		
100.0	@ New York (4-4, 1st H)	April 27, 1995
Overtime		
100.0	@ Chicago (1-1)	May 5, 1989



FREE THROWS MADE

Game		
39	vs. New Jersey	April 23, 1992
Half		
29	vs. New Jersey (2nd H)	April 23, 1992
Quarter		
21	vs. New Jersey (4th Q)	April 23, 1992
Overtime		
6	vs. Washington	May 3, 2006
	@ Orlando	May 26, 2009

FREE THROWS ATTEMPTED

Game		
46	vs. Detroit	June 2, 2007
Half		
32	vs. Indiana (2nd H)	April 23, 1992
Quarter		
22	vs. Golden State (1st Q)	June 9, 2017
Overtime		
7	vs. Washington	May 3, 2006

HIGHEST FREE THROW PERCENTAGE

Game		
96.3	vs. Indiana	April 25, 2018
95.8	@ Chicago	May 10, 2015
Half		
100.0	vs. New Jersey (16-16, 1st H)	April 25, 1992
Quarter		
100.0	vs. New Jersey (21-21, 4th Q)	April 25, 1992
Overtime		
100.0	vs. Chicago (1-1)	May 3, 1994
	@ Washington (1-1)	May 5, 2006

TOTAL REBOUNDS

Game		
59	@ Golden State	June 1, 2017
Half		
33	vs. Washington (2nd H)	April 25, 2007
	@ Washington (2nd H)	April 13, 1977
	@ New Jersey (2nd H)	April 30, 1992
Quarter		
24	vs. Washington (1st Q)	April 15, 1977
Overtime		
7	@ Golden State	June 7, 2015

OFFENSIVE REBOUNDS

Game		
24	@ Washington	April 13, 1977
	@ New Jersey	April 28, 1992
Half		
14	@ Washington (2nd H)	April 13, 1977
Overtime		
2	on three occasions	

DEFENSIVE REBOUNDS

Game		
44	@ Golden State	June 1, 2017
Half		
25	vs. Washington (2nd H)	April 25, 2007
Overtime		
5	@ Washington	May 5, 2006
	vs. Atlanta	May 24, 2015
	@ Golden State	June 7, 2015

ASSISTS

Game		
42	vs. Boston	May 17, 1992
Half		
22	vs. Boston (1st H)	May 17, 1992
Overtime		
3	@ Chicago	May 5, 1989
	vs. Atlanta	May 24, 2015

STEALS

Game		
15	@ Golden State	June 5, 2016
	@ Golden State	June 4, 2017
Half		
10	@ Golden State (1st H)	June 4, 2017
Overtime		
3	@ Golden State	June 7, 2015

BLOCKED SHOTS

Game		
13	@ Chicago	May 3, 1989
Half		
10	vs. Chicago (2nd H)	April 17, 2010
Overtime		
2	@ Detroit (2nd OT)	May 31, 2007

PERSONAL FOULS

Game		
40	vs. Boston	April 25, 1985
Half		
23	@ Orlando (2nd H)	May 24, 2009
Overtime		
6	@ Detroit (1st OT)	May 31, 2007

TURNOVERS

Game		
24	@ Boston	May 9, 1976
	@ New York	April 29, 1995
	@ Boston	May 13, 2010
Half		
16	@ New Jersey (1st H)	May 7, 1993
Quarter		
10	@ New Jersey (2nd Q)	May 7, 1993
	@ Golden State (2nd Q)	June 1, 2017
Overtime		
4	@ Orlando	May 5, 2006

OPPONENTS ONE GAME

MOST POINTS

Game		
132	vs. New York	April 12, 1978
	vs. New York	June 4, 2017
Half		
74	@ Indiana	April 20, 2017
Quarter		
43	@ Detroit (2nd Q)	May 7, 2006
Overtime		
17	@ Golden State	May 31, 2018

FIELD GOALS MADE

Game		
56	vs. New York	April 12, 1978
Half		
30	vs. New York (2nd H)	April 12, 1978
Quarter		
16	vs. New York (1st & 3rd Q)	April 12, 1978
	@ Chicago (1st Q)	May 3, 1989
	@ Golden State (1st Q)	June 1, 2017
Overtime		
5	@ Washington	April 26, 1976



FIELD GOALS ATTEMPTED

Game		
106	@ Chicago	May 1, 1988
	@ Golden State	June 1, 2017
Half		
61	@ Golden State (1st H)	June 1, 2017
Quarter		
32	@ Golden State (1st Q)	June 1, 2017
Overtime		
9	vs. Washington	June 1, 2017
	@ Washington	May 5, 2006
	vs. Atlanta	May 24, 2015
	@ Golden State	June 7, 2015

HIGHEST FIELD GOAL PERCENTAGE

Game		
63.0	@ New York (46-73)	April 27, 1995
Half		
71.4	@ New York (46-73)	April 27, 1995
Quarter		
81.3	@ New York (13-16, 3rd Q)	April 27, 1995
Overtime		
71.4	@ Washington (5-7)	April 26, 1976

3-PT. FIELD GOALS MADE

Game		
18	@ Golden State	June 4, 2017
Half		
12	vs. Golden State (1st H)	June 7, 2017

3-PT. FIELD GOALS ATTEMPTED

Game		
43	@ Golden State	June 13, 2016
	@ Golden State	June 4, 2017
Half		
24	@ Indiana	April 20, 2017
Overtime		
6	vs. Atlanta	May 24, 2015

HIGHEST 3-PT. FIELD GOAL PERCENTAGE

Game		
100.0	vs. Chicago (3-3)	May 23, 1992
Half		
100.0	vs. Chicago (4-4, 2nd H)	April 28, 1989

FREE THROWS MADE

Game		
39	vs. Boston	April 25, 1985
	@ Orlando	May 24, 2009
Half		
30	@ Orlando (2nd H)	May 24, 2009
Quarter		
19	@ Orlando (4th Q)	May 24, 2009
Overtime		
7	@ Detroit (1st OT)	May 31, 2007

FREE THROWS ATTEMPTED

Game		
51	@ Orlando	May 24, 2009
Half		
35	@ Orlando (2nd H)	May 24, 2009
Quarter		
23	@ Orlando (4th)	May 24, 2009
Overtime		
8	@ Detroit (1st OT)	May 31, 2007

TOTAL REBOUNDS

Game		
63	vs. Boston	May 11, 1976
Half		
33	vs. Washington (1st H)	April 13, 1976
	vs. Boston (1st H)	May 11, 1976
Quarter		
20	vs. Washington (2nd Q)	April 13, 1976
	vs. Boston (1st Q)	May 11, 1976
Overtime		
8	@ Chicago	May 5, 1989

OFFENSIVE REBOUNDS

Game		
24	@ Chicago	May 1, 1988
Half		
13	vs. Boston (1st H)	May 11, 1976
	@ Philadelphia (2nd H)	April 26, 1990
	@ Chicago (1st H)	May 21, 1992
	@ Philadelphia (2nd H)	April 26, 1990
	@ Chicago (1st H)	May 21, 1992

DEFENSIVE REBOUNDS

Game		
43	@ Golden State	June 4, 2017
Half		
24	@ San Antonio (1st H)	June 10, 2007

ASSISTS

Game		
41	@ Boston	May 15, 1992
Half		
21	@ Boston (1st H)	May 15, 1992
	vs. Cleveland	June 7, 2017
Overtime		
2	@ Chicago	May 5, 1989

STEALS

Game		
14	@ Indiana	April 17, 2017
Half		
9	@ Washington (1st H)	April 24, 2008
Overtime		
3	@ Golden State	June 4, 2015

BLOCKED SHOTS

Game		
14	@ New Jersey	May 7, 1993
Half		
11	@ New Jersey (2nd H)	May 7, 1993
Overtime		
3	@ Detroit (2nd OT)	May 31, 2007



PERSONAL FOULS

Game		
35	vs. Indiana	April 30, 1998
Half		
20	vs. Indiana (2nd H)	April 30, 1998
Overtime		
4	@ Chicago	May 5, 1989
	vs. Washington	May 3, 2006

TURNOVERS

Game		
26	@ Washington	April 15, 1977
	@ New York	April 29, 1995
Half		
15	@ Washington (1st H)	April 15, 1977
	@ New York (1st H)	April 29, 1995
Quarter		
10	vs. Washington (2nd Q)	April 15, 1976
Overtime		
4	@ Golden State	June 7, 2015





ALL-TIME PLAYOFF RECORDS

Team	Year	Home	Away	Total	Team	Year	Home	Away	Total	
ATLANTA	2009	2-0	2-0	4-0	INDIANA	1998	1-1	0-2	1-3	
	2015	2-0	2-0	4-0		2017	2-0	2-0	4-0	
	2016	2-0	2-0	4-0		2018	3-1	1-2	4-3	
	Total	6-0	6-0	12-0		Total	6-2	3-4	9-6	
	Pct.	1.000	1.000	1.000		Pct.	.750	.429	.600	
BOSTON	1976	2-1	0-3	2-4	NEW JERSEY	1992	2-0	1-1	3-1	
	1985	1-1	0-2	1-3		1993	2-1	1-1	3-2	
	1992	3-1	1-2	4-3		2007	2-1	2-1	4-2	
	2008	3-0	0-4	3-4		Total	6-2	4-3	10-5	
	2010	1-2	1-2	2-4		Pct.	.750	.571	.667	
	2015	2-0	2-0	4-0	NEW YORK	1978	0-1	0-1	0-2	
	2017	1-1	3-0	4-1		1995	0-2	1-1	1-3	
	2018	3-0	1-3	4-3		1996	0-2	0-1	0-3	
	2024	0-3	1-2	1-4		2023	1-2	0-2	1-4	
	Total	16-9	9-18	25-26		Total	1-7	1-5	2-12	
Pct.	.640	.333	.490	Pct.	.125	.166	.142			
CHICAGO	1988	2-0	0-3	2-3	ORLANDO	2009	2-1	0-3	2-4	
	1989	1-2	1-1	2-3		2024	4-0	0-3	4-3	
	1992	1-2	1-2	2-4		Total	6-1	0-6	6-7	
	1993	0-2	0-2	0-4		Pct.	.857	.000	.461	
	1994	0-1	0-2	0-3		PHILADELPHIA	1990	2-0	0-3	2-3
	2010	3-0	1-1	4-1	Pct.		1.000	.000	.400	
	2015	2-1	2-1	4-2	SAN ANTONIO		2007	0-2	0-2	0-4
	Total	9-8	5-12	14-20			Pct.	.000	.000	.000
	Pct.	.529	.294	.412		TORONTO	2016	3-0	1-2	4-2
DETROIT	2006	2-1	1-3	3-4			2017	2-0	2-0	4-0
	2007	3-0	1-2	4-2	2018		2-0	2-0	4-0	
	2009	2-0	2-0	4-0	Total		7-0	5-2	12-2	
	2016	2-0	2-0	4-0	Pct.		1.000	.714	.857	
	Total	9-1	6-5	15-6	WASHINGTON	1976	3-1	1-2	4-3	
Pct.	.900	.545	.714	1977		1-0	0-2	1-2		
GOLDEN STATE	2015	1-2	1-2	2-4		2006	2-1	2-1	4-2	
	2016	2-1	2-2	4-3		2007	2-0	2-0	4-0	
	2017	1-1	0-3	1-4		2008	2-1	2-1	4-2	
	2018	0-2	0-2	0-4		Total	10-3	7-6	17-9	
	Total	4-6	3-9	7-15		Pct.	.769	.538	.654	
Pct.	.400	.250	.318							



PLAYOFF OVERTIME GAMES

	Date	W/L	Cle	Opp
ATLANTA	5/24/2015 vs. Atlanta	W	114	111
BOSTON	5/10/1992 @ Boston	W	114	112
CHICAGO	5/5/1989 @ Chicago	W	108	105
	5/3/1994 @ Cleveland	L	92	95
DETROIT	5/31/2007 @ Detroit (2 OT)	W	109	107
GOLDEN STATE	6/4/2015 @ Golden State	L	100	108
	6/7/2015 @ Golden State	W	95	93
	5/31/2018 @ Golden State	L	114	124
ORLANDO	5/26/2009 @ Orlando	L	114	116
TORONTO	5/1/2018 @ Toronto	W	113	112
WASHINGTON	4/26/1976 @ Washington	L	98	102
	5/3/2006 @ Cleveland	W	121	120
	5/5/2006 @ Washington	W	114	113

CAVALIERS ALL-TIME PLAYOFF TOTALS

Year	Total	Home	Away	OT
1976	6-7	5-2	1-5	0-1
1977	1-2	1-0	0-2	0-0
1978	0-2	0-1	0-1	0-0
1985	1-3	1-1	0-2	0-0
1988	2-3	2-0	0-3	0-0
1989	2-3	1-2	1-1	1-0
1990	2-3	2-0	0-3	0-0
1992	9-8	6-3	3-5	1-0
1993	3-6	2-3	1-3	0-0
1994	0-3	0-1	0-2	0-1
1995	1-3	0-2	1-1	0-0
1996	0-3	0-2	0-1	0-0
1998	1-3	1-1	0-2	0-0
2006	7-6	4-2	3-4	2-0
2007	12-8	7-3	5-5	1-0
2008	7-6	5-1	2-5	0-0
2009	10-4	6-1	4-3	0-1
2010	6-5	4-2	2-3	0-0
2015	14-6	7-3	7-3	2-1
2016	16-5	9-1	7-4	0-0
2017	13-5	6-2	7-3	0-0
2018	12-10	8-3	4-7	1-1
2023	1-4	1-2	0-2	0-0
2024	5-7	4-2	1-5	0-0
24-Year Totals	131-115	82-40	49-75	8-5
Pct.	.532	.672	.395	.615

CAVALIERS ALL-TIME PLAY-IN TOURNAMENT RESULTS

2022 Play-IN Tournament Results (0-2)

Date	Opponent	W/L	Attendance
April 12	at BKN	L 108 115	17,732
April 15	vs. ATL	L 101 107	19,432





**2025 EASTERN
CONFERENCE PLAYOFF
& PLAY-IN TEAMS**



2. BOSTON CELTICS (61-21)

2024-25 REGULAR SEASON	PPG	OPP. PPG	FG%	3FG%	FT%	RPG	APG	SPG	TO	BPG
Cavaliers	121.9	112.4	.491	.383	.776	45.4	28.1	8.17	13.2	4.27
Celtics	116.3	107.2	.462	.368	.799	45.3	26.1	7.18	11.9	5.51



2024-25 REGULAR SEASON INDIVIDUAL BESTS				2024-25 REGULAR SEASON CELTICS BESTS				2024-25 REGULAR SEASON TEAM			
Points	41	Donovan Mitchell @ BOS 2/28/25		Points	46	Jayson Tatum @ BOS 2/28/25		Biggest Win	7	@ BOS 2/28/25	
Rebounds	18	Jarrett Allen vs. BOS 2/4/25		Rebounds	16	Jayson Tatum @ BOS 2/28/25		Biggest Loss	7	vs. BOS 2/4/25	
Assists	8	Darius Garland vs. BOS 12/1/24		Assists	9	Jayson Tatum @ BOS 2/28/25					

2024-25 REGULAR SEASON VS. CELTICS			2023-24 REGULAR SEASON VS. CELTICS			REGULAR SEASON SERIES HISTORY VS. CELTICS				
DATE	SITE	TIME/RESULT	DATE	SITE	RESULT		ALL-TIME	STREAKS	LAST WIN	LAST LOSS
11/19/24	Boston	L, 117-120	12/12/23	Boston	L, 113-120	Overall	89-141	Won 1	2/28/25	2/4/25
12/1/24	Cleveland	W, 115-111	12/14/23	Boston	L, 107-116	Home	61-56	Lost 1	12/1/24	2/4/25
2/4/25	Cleveland	L, 105-112	3/5/24	Cleveland	W, 105-104	Road	28-85	Won 1	2/28/25	11/19/24
2/28/25	Boston	W, 123-116								

CLE-BOS 2024-25 SEASON SERIES RECAP (TIED 2-2)

CAVALIERS 123, CELTICS 116 – FEBRUARY 28, 2025 – TD GARDEN – BOSTON, MA – GAME #59

TEAM	1	2	3	4	OT	FINAL	FG	FGA	FG%	3FG%	FT%	OR	DR	TR	A	PF	ST	TO	BS
CLE	26	38	31	28	-	123	45	94	.479	.436	.842	14	30	44	23	14	4	8	3
BOS	38	36	24	18	-	116	43	89	.483	.436	.765	14	26	40	20	19	5	11	5
TEAM	HIGH PTS		HIGH REB		HIGH AST		TEAM	HIGH PTS		HIGH REB		HIGH AST							
CLE	D. Mitchell: 41		E. Mobley: 12		D. Garland: 7		BOS	J. Tatum: 46		J. Tatum: 16		J. Tatum: 9							

CELTICS 112, CAVALIERS 105 – FEBRUARY 4, 2025 – ROCKET MORTGAGE FIELDHOUSE – CLEVELAND, OH – GAME #50

TEAM	1	2	3	4	OT	FINAL	FG	FGA	FG%	3FG%	FT%	OR	DR	TR	A	PF	ST	TO	BS
BOS	28	26	33	25	-	112	40	98	.408	.354	.833	15	38	53	26	21	10	12	6
CLE	15	29	31	30	-	105	36	91	.396	.282	.846	14	37	51	18	23	6	13	1
TEAM	HIGH PTS		HIGH REB		HIGH AST		TEAM	HIGH PTS		HIGH REB		HIGH AST							
CLE	D. Mitchell: 31		J. Allen: 18		D. Mitchell: 6		BOS	J. Tatum: 22		A. Horford: 10		J. Tatum: 7							

CAVALIERS 115, CELTICS 111 – DECEMBER 1, 2024 – ROCKET MORTGAGE FIELDHOUSE – CLEVELAND, OH – GAME #21

TEAM	1	2	3	4	OT	FINAL	FG	FGA	FG%	3FG%	FT%	OR	DR	TR	A	PF	ST	TO	BS
BOS	24	25	35	27	-	111	38	95	.400	.347	.947	10	36	46	17	19	11	11	6
CLE	28	23	21	43	-	115	39	80	.488	.472	.800	6	38	44	22	20	5	18	7
TEAM	HIGH PTS		HIGH REB		HIGH AST		TEAM	HIGH PTS		HIGH REB		HIGH AST							
CLE	D. Mitchell: 35		J. Allen/E. Mobley: 10		D. Garland: 8		BOS	J. Tatum: 33		K. Porzingis/J. Tatum: 8		J. Holiday: 5							

CELTICS 120, CAVALIERS 117 – NOVEMBER 19, 2024 – TD GARDEN – BOSTON, MA – GAME #16

TEAM	1	2	3	4	OT	FINAL	FG	FGA	FG%	3FG%	FT%	OR	DR	TR	A	PF	ST	TO	BS
CLE	20	28	40	29	-	117	46	93	.495	.345	.882	12	29	41	30	15	4	7	3
BOS	26	39	28	27	-	120	44	86	.512	.537	.714	9	33	42	32	19	4	13	4
TEAM	HIGH PTS		HIGH REB		HIGH AST		TEAM	HIGH PTS		HIGH REB		HIGH AST							
CLE	D. Mitchell: 35		J. Allen/E. Mobley: 11		D. Garland: 7		BOS	J. Tatum: 33		J. Tatum: 12		J. Brown: 8							

PLAYOFF HISTORY

The Cavs and Celtics have played each other in 9 playoff series (1976, 1985, 1992, 2008, 2010, 2015, 2017, 2018 and 2024).

Cleveland is 4-5 all-time in playoff series against Boston, winning 3 of the last 4 instances.

The Cavs are 25-26 (16-8 at home, 9-18 on the road) all-time in postseason games against the Celtics.



3. NEW YORK KNICKS (51-31)

2024-25 REGULAR SEASON	PPG	OPP. PPG	FG%	3FG%	FT%	RPG	APG	SPG	TO	BPG
Knicks	115.8	111.7	.486	.369	.800	42.6	27.5	8.18	13.3	3.95
Cavaliers	121.9	112.4	.491	.383	.776	45.4	28.1	8.17	13.2	4.27



2024-25 REGULAR SEASON INDIVIDUAL BESTS					2024-25 REGULAR SEASON KNICKS BESTS					2024-25 REGULAR SEASON TEAM				
Points	34	Darius Garland @ NYK	10/28/24		Points	27	Jalen Brunson @ NYK	4/11/25		Biggest Win	37	vs. NYK	2/21/25	
Rebounds	15	Jarrett Allen @ NYK	10/28/24		Rebounds	13	Karl-Anthony Towns vs. NYK	4/2/25, Josh Hart @ NYK	10/28/24	** No Biggest Loss **				
Assists	13	Darius Garland @ NYK	4/11/25		Assists	8	Mikal Bridges @ NYK	4/11/25						

2024-25 REGULAR SEASON VS. KNICKS			2023-24 REGULAR SEASON VS. KNICKS			REGULAR SEASON SERIES HISTORY VS. KNICKS				
DATE	SITE	TIME/RESULT	DATE	SITE	RESULT		ALL-TIME	STREAKS	LAST WIN	LAST LOSS
10/28/24	New York	W, 110-104	10/31/23	Cleveland	L, 91-109	Overall	109-121	Won 4	4/11/25	3/3/24
2/21/25	Cleveland	W, 142-105	11/1/23	New York	W, 95-89	Home	66-50	Won 2	4/2/25	3/3/24
4/2/25	Cleveland	W, 124-105	3/3/24	Cleveland	L, 98-107	Road	43-71	Won 3	4/11/25	1/24/23
4/11/25	New York	W, 108-102								

CLE-NYK 2024-25 SEASON SERIES RECAP (CAVS WON 4-0)

CAVALIERS 108, KNICKS 102 – APRIL 11, 2025 – MADISON SQUARE GARDEN – NEW YORK, NY – GAME #81

TEAM	1	2	3	4	OT	FINAL	FG	FGA	FG%	3FG%	FT%	OR	DR	TR	A	PF	ST	TO	BS
CLE	24	26	28	30	-	108	38	77	.494	.355	.700	13	36	49	23	17	7	15	2
NYK	39	23	24	16	-	102	36	88	.409	.390	.700	10	25	35	22	18	11	11	2
TEAM	HIGH PTS			HIGH REB			HIGH AST			TEAM	HIGH PTS			HIGH REB			HIGH AST		
CLE	D. Garland: 26			J. Allen: 13			D. Garland: 13			NYK	J. Brunson: 27			J. Hart: 11			M. Bridges: 8		

CAVALIERS 124, KNICKS 105 – APRIL 2, 2025 – ROCKET ARENA – CLEVELAND, OH – GAME #76

TEAM	1	2	3	4	OT	FINAL	FG	FGA	FG%	3FG%	FT%	OR	DR	TR	A	PF	ST	TO	BS	
NYK	34	26	25	20	-	105	40	90	.444	.306	.824	15	24	39	24	19	7	16	2	
CLE	28	25	38	33	-	124	50	94	.532	.324	.857	15	29	44	23	18	8	13	5	
TEAM	HIGH PTS			HIGH REB			HIGH AST			TEAM	HIGH PTS			HIGH REB			HIGH AST			
CLE	D. Mitchell: 27			J. Allen: 8			D. Garland: 6			NYK	K. Towns: 25			K. Towns: 13			O. Anunoby/D. Wright: 6			

CAVALIERS 142, KNICKS 105 – FEBRUARY 21, 2025 – ROCKET ARENA – CLEVELAND, OH – GAME #56

TEAM	1	2	3	4	OT	FINAL	FG	FGA	FG%	3FG%	FT%	OR	DR	TR	A	PF	ST	TO	BS
NYK	29	21	29	26	-	105	42	89	.472	.357	.611	9	23	32	25	12	8	17	3
CLE	41	36	33	32	-	142	56	92	.609	.514	.733	11	36	47	38	15	12	15	2
TEAM	HIGH PTS			HIGH REB			HIGH AST			TEAM	HIGH PTS			HIGH REB			HIGH AST		
CLE	D. Mitchell: 27			E. Mobley: 8			M. Strus: 8			NYK	J. Brunson: 26			P. Achiuwa: 10			M. Bridges: 5		

CAVALIERS 110, KNICKS 104 – OCTOBER 28, 2024 – MADISON SQUARE GARDEN – NEW YORK, NY – GAME #4

TEAM	1	2	3	4	OT	FINAL	FG	FGA	FG%	3FG%	FT%	OR	DR	TR	A	PF	ST	TO	BS
CLE	22	23	29	36	-	110	39	82	.476	.333	.833	9	32	41	21	20	10	14	5
NYK	18	34	26	26	-	104	40	90	.444	.321	.833	13	30	43	22	21	8	16	3
TEAM	HIGH PTS				HIGH REB		HIGH AST		TEAM	HIGH PTS				HIGH REB		HIGH AST			
CLE	D. Garland: 34				J. Allen: 15		D. Mitchell: 5		NYK	J. Brunson: 21				J. Hart: 13		J. Brunson: 7			

PLAYOFF HISTORY

The Cavs and Knicks have faced off in a playoff series 4 times (1978, 1995, 1996 and 2023). New York won all 4 meetings.

The Cavs are 2-12 (1-7 at home, 1-5 on the road) all-time in postseason games against the Knicks.



4. INDIANA PACERS (50-32)

2024-25 REGULAR SEASON	PPG	OPP. PPG	FG%	3FG%	FT%	RPG	APG	SPG	TO	BPG
Pacers	117.4	115.1	.488	.368	.789	41.8	29.2	8.46	13.2	5.46
Cavaliers	121.9	112.4	.491	.383	.776	45.4	28.1	8.17	13.2	4.27



2024-25 REGULAR SEASON INDIVIDUAL BESTS				2024-25 REGULAR SEASON PACERS BESTS				2024-25 REGULAR SEASON TEAM			
Points	35	Donovan Mitchell @ IND 1/14/25		Points	23	Tyrese Haliburton @ IND 4/10/25, Pascal Siakam @ IND 1/14/25		Biggest Win	10	@ IND 1/14/25	
Rebounds	20	Tristan Thompson vs. IND 4/13/25		Rebounds	14	Tony Bradley vs. IND 4/13/25		Biggest Loss	15	vs. IND 1/12/25	
Assists	7	Caris LeVert @ IND 1/14/25, Darius Garland @ IND 1/14/25, Darius Garland vs. IND 1/12/25		Assists	10	Tyrese Haliburton @ IND 4/10/25					

2024-25 REGULAR SEASON VS. PACERS					2023-24 REGULAR SEASON VS. PACERS					REGULAR SEASON SERIES HISTORY VS. PACERS				
DATE	SITE	TIME/RESULT			DATE	SITE	RESULT				ALL-TIME	STREAKS	LAST WIN	LAST LOSS
1/12/25	Cleveland	L, 93-108			10/28/23	Cleveland	L, 113-125			Overall	104-111	Lost 2	1/14/25	4/13/25
1/14/25	Indiana	W, 127-117			11/3/23	Indiana	L, 116-121			Home	66-44	Lost 2	4/12/24	4/13/25
4/10/25	Indiana	L, 112-114			3/18/24	Indiana	W, 108-103			Road	38-67	Lost 1	1/14/25	4/10/25
4/13/25	Cleveland	L, 118-126 (OT)			4/12/24	Cleveland	W, 129-120							

CLE-IND 2024-25 SEASON SERIES RECAP (PACERS WON 3-1)

PACERS 126, CAVALIERS 118 – APRIL 13, 2025 – ROCKET ARENA – CLEVELAND, OH – GAME #82

TEAM	1	2	3	4	OT	FINAL	FG	FGA	FG%	3FG%	FT%	OR	DR	TR	A	PF	ST	TO	BS
IND	26	18	23	38	4/17	126	48	119	.403	.238	.909	14	47	61	27	20	15	13	10
CLE	32	29	24	20	4/9	118	44	115	.383	.300	.545	18	47	65	21	23	6	22	9
TEAM	HIGH PTS		HIGH REB		HIGH AST		TEAM		HIGH PTS		HIGH REB		HIGH AST						
CLE	J. Tyson: 31		T. Thompson: 20		C. Porter Jr.: 5		IND		Q. Jackson: 21		T. Bradley: 14		R. Dennis: 6						

PACERS 114, CAVALIERS 112 – APRIL 10, 2025 – GAINBRIDGE FIELDHOUSE – INDIANAPOLIS, IN – GAME #80

TEAM	1	2	3	4	OT	FINAL	FG	FGA	FG%	3FG%	FT%	OR	DR	TR	A	PF	ST	TO	BS
CLE	23	33	26	30	-	112	43	98	.439	.459	.692	11	39	50	24	16	6	11	3
IND	28	24	29	33	-	114	43	93	.462	.341	.700	10	36	46	28	16	3	10	11
TEAM	HIGH PTS		HIGH REB		HIGH AST		TEAM		HIGH PTS		HIGH REB		HIGH AST						
CLE	T. Jerome: 24		T. Thompson: 12		T. Jerome: 6		IND		T. Haliburton: 23		T. Haliburton/P. Siakam: 8		T. Haliburton: 10						

CAVALIERS 127, PACERS 117 – JANUARY 14, 2025 – GAINBRIDGE FIELDHOUSE – INDIANAPOLIS, IN – GAME #39

TEAM	1	2	3	4	OT	FINAL	FG	FGA	FG%	3FG%	FT%	OR	DR	TR	A	PF	ST	TO	BS
CLE	37	25	38	27	-	127	43	89	.483	.341	.839	14	35	49	25	18	8	15	6
IND	30	31	28	28	-	117	44	91	.484	.429	.773	9	28	37	30	18	10	14	3
TEAM	HIGH PTS		HIGH REB		HIGH AST		TEAM	HIGH PTS		HIGH REB		HIGH AST							
CLE	D. Mitchell: 35		E. Mobley: 13		D. Garland/C. LeVert: 7		IND	P. Siakam: 23		P. Siakam: 7		A. Nembhard: 9							

PACERS 108, CAVALIERS 93 – JANUARY 12, 2025 – ROCKET MORTGAGE FIELDHOUSE – CLEVELAND, OH – GAME #38

TEAM	1	2	3	4	OT	FINAL	FG	FGA	FG%	3FG%	FT%	OR	DR	TR	A	PF	ST	TO	BS
IND	21	19	37	31	-	108	43	92	.467	.314	.611	9	41	50	30	22	11	12	7
CLE	19	34	18	22	-	93	33	83	.398	.268	.889	6	38	44	24	18	4	13	5
TEAM	HIGH PTS			HIGH REB			HIGH AST			TEAM	HIGH PTS			HIGH REB			HIGH AST		
CLE	D. Garland: 20			E. Mobley: 12			D. Garland: 7			IND	A. Nembhard: 19			J. Walker: 12			T. McConnell: 8		

PLAYOFF HISTORY

The Cavs and Pacers have faced off in a playoff series 3 times (1998, 2017 and 2018). Cleveland won 2 of the 3 meetings.

The Cavs are 9-6 (6-2 at home, 3-4 on the road) all-time in postseason games against the Pacers.



5. MILWAUKEE BUCKS (48-34)

2024-25 REGULAR SEASON	PPG	OPP. PPG	FG%	3FG%	FT%	RPG	APG	SPG	TO	BPG
Bucks	115.5	113.0	.486	.387	.750	43.4	25.5	7.33	13.4	4.68
Cavaliers	121.9	112.4	.491	.383	.776	45.4	28.1	8.17	13.2	4.27



2024-25 REGULAR SEASON INDIVIDUAL BESTS			2024-25 REGULAR SEASON BUCKS BESTS			2024-25 REGULAR SEASON TEAM		
Points	39	Darius Garland vs. MIL 11/4/24	Points	41	Damian Lillard @ MIL 11/2/24	Biggest Win	23	vs. MIL 12/20/24
Rebounds	15	Jarrett Allen vs. MIL 11/4/24	Rebounds	18	Bobby Portis vs. MIL 11/4/24	** No Biggest Loss **		
Assists	10	Darius Garland @ MIL 11/2/24	Assists	9	Damian Lillard @ MIL 11/2/24, Giannis Antetokounmpo @ MIL 11/2/24			

2024-25 REGULAR SEASON VS. BUCKS					2023-24 REGULAR SEASON VS. BUCKS					REGULAR SEASON SERIES HISTORY VS. BUCKS				
DATE	SITE	TIME/RESULT			DATE	SITE	RESULT				ALL-TIME	STREAKS	LAST WIN	LAST LOSS
11/2/24	Milwaukee	W, 114-113			12/29/23	Cleveland	L, 111-119			Overall	105-132	Won 5	3/9/25	1/24/24
11/4/24	Cleveland	W, 116-114			1/17/24	Cleveland	W, 135-95			Home	65-54	Won 3	12/20/24	12/29/23
12/20/24	Cleveland	W, 124-101			1/24/24	Milwaukee	L, 116-126			Road	40-78	Won 3	3/9/25	1/24/24
3/9/25	Milwaukee	W, 112-100			1/26/24	Milwaukee	W, 112-100							

CLE-MIL 2024-25 SEASON SERIES RECAP (CAVS WON 4-0)

CAVALIERS 112, BUCKS 100 – MARCH 9, 2025 – FISERV FORUM – MILWAUKEE, WI – GAME #64

TEAM	1	2	3	4	OT	FINAL	FG	FGA	FG%	3FG%	FT%	OR	DR	TR	A	PF	ST	TO	BS
CLE	34	28	22	28	-	112	39	88	.443	.404	.789	13	31	44	25	15	11	15	2
MIL	32	20	25	23	-	100	39	91	.429	.290	.722	15	35	50	17	15	9	18	2
TEAM	HIGH PTS			HIGH REB			HIGH AST			TEAM	HIGH PTS			HIGH REB			HIGH AST		
CLE	M. Strus: 17			M. Strus: 9			D. Mitchell: 6			MIL	G. Antetokounmpo: 30			J. Sims: 10			D. Lillard: 4		

CAVALIERS 124, BUCKS 101 – DECEMBER 20, 2024 – ROCKET MORTGAGE FIELDHOUSE – CLEVELAND, OH – GAME #28

TEAM	1	2	3	4	OT	FINAL	FG	FGA	FG%	3FG%	FT%	OR	DR	TR	A	PF	ST	TO	BS
MIL	20	31	25	25	-	101	40	85	.471	.370	.611	10	35	45	23	17	14	20	4
CLE	29	40	34	21	-	124	46	91	.505	.426	.857	9	39	48	30	10	11	18	0
TEAM	HIGH PTS		HIGH REB		HIGH AST		TEAM		HIGH PTS		HIGH REB		HIGH AST						
CLE	D. Mitchell: 27		J. Allen: 10		D. Mitchell: 6		MIL		G. Antetokounmpo: 33		G. Antetokounmpo: 14		A. Green: 4						

CAVALIERS 116, BUCKS 114 – NOVEMBER 4, 2024 – ROCKET MORTGAGE FIELDHOUSE – CLEVELAND, OH – GAME #8

TEAM	1	2	3	4	OT	FINAL	FG	FGA	FG%	3FG%	FT%	OR	DR	TR	A	PF	ST	TO	BS		
MIL	31	29	31	23	-	114	42	86	.488	.486	.867	7	42	49	21	15	6	15	6		
CLE	35	38	16	27	-	116	46	91	.505	.459	.538	5	34	39	28	15	10	10	4		
TEAM	HIGH PTS				HIGH REB		HIGH AST				TEAM	HIGH PTS				HIGH REB		HIGH AST			
CLE	D. Garland: 39				J. Allen: 15		D. Garland: 8				MIL	D. Lillard: 36				B. Portis: 18		D. Lillard: 7			

CAVALIERS 114, BUCKS 113 – NOVEMBER 2, 2024 – FISERV FORUM – MILWAUKEE, WI – GAME #7

TEAM	1	2	3	4	OT	FINAL	FG	FGA	FG%	3FG%	FT%	OR	DR	TR	A	PF	ST	TO	BS
CLE	30	31	26	27	-	114	44	91	.484	.395	.733	10	35	45	31	20	3	7	2
MIL	38	24	22	29	-	113	43	89	.483	.462	.600	10	35	45	24	23	3	13	3
TEAM	HIGH PTS			HIGH REB		HIGH AST		TEAM	HIGH PTS			HIGH REB			HIGH AST				
CLE	D. Mitchell: 30			J. Allen: 12		D. Garland: 10		MIL	D. Lillard: 41			G. Antetokounmpo: 16			G. Antetokounmpo/D. Lillard: 9				

PLAYOFF HISTORY

The Cavs and Bucks have never faced off in a playoff series.



6. DETROIT PISTONS (44-38)

2024-25 REGULAR SEASON	PPG	OPP. PPG	FG%	3FG%	FT%	RPG	APG	SPG	TO	BPG
Cavaliers	121.9	112.4	.491	.383	.776	45.4	28.1	8.17	13.2	4.27
Pistons	115.5	113.6	.476	.362	.774	44.8	26.4	7.95	14.9	5.26



2024-25 REGULAR SEASON INDIVIDUAL BESTS				2024-25 REGULAR SEASON PISTONS BESTS				2024-25 REGULAR SEASON TEAM			
Points	38	Donovan Mitchell @ DET 3/28/25		Points	38	Cade Cunningham @ DET 2/5/25		Biggest Win	19	vs. DET 1/27/25	
Rebounds	14	Evan Mobley vs. DET 1/27/25		Rebounds	16	Jalen Duren vs. DET 1/27/25		Biggest Loss	11	@ DET 3/28/25	
Assists	7	Evan Mobley @ DET 2/5/25, Darius Garland vs. DET 1/27/25		Assists	10	Dennis Schroder @ DET 3/28/25					

2024-25 REGULAR SEASON VS. PISTONS			2023-24 REGULAR SEASON VS. PISTONS			REGULAR SEASON SERIES HISTORY VS. PISTONS				
DATE	SITE	TIME/RESULT	DATE	SITE	RESULT		ALL-TIME	STREAKS	LAST WIN	LAST LOSS
10/25/24	Cleveland	W, 113-101	11/17/23	Cleveland	W, 108-100	Overall	108-133	Lost 1	2/5/25	3/28/25
1/27/25	Cleveland	W, 110-91	12/2/23	Detroit	W, 110-101	Home	67-53	Won 9	1/27/25	1/27/20
2/5/25	Detroit	W, 118-115	1/31/24	Cleveland	W, 128-121	Road	41-80	Lost 1	2/5/25	3/28/25
3/28/25	Detroit	L, 122-133	3/1/24	Detroit	W, 110-100					

CLE-DET 2024-25 SEASON SERIES RECAP (CAVS WON 3-1)

PISTONS 133, CAVALIERS 122 – MARCH 28, 2025 – LITTLE CAESARS ARENA – DETROIT, MI – GAME #74

TEAM	1	2	3	4	OT	FINAL	FG	FGA	FG%	3FG%	FT%	OR	DR	TR	A	PF	ST	TO	BS
CLE	26	32	25	39	-	122	39	84	.464	.375	.763	11	30	41	16	27	9	15	3
DET	31	32	38	32	-	133	44	92	.478	.441	.857	16	27	43	25	29	8	13	5
TEAM	HIGH PTS		HIGH REB		HIGH AST		TEAM		HIGH PTS		HIGH REB		HIGH AST						
CLE	D. Mitchell: 38		E. Mobley: 6		D. Garland: 6		DET		T. Hardaway Jr.: 32		J. Duren: 13		D. Schroder: 10						

CAVALIERS 118, PISTONS 115 – FEBRUARY 5, 2025 – LITTLE CAESARS ARENA – DETROIT, MI – GAME #51

TEAM	1	2	3	4	OT	FINAL	FG	FGA	FG%	3FG%	FT%	OR	DR	TR	A	PF	ST	TO	BS
CLE	34	31	21	32	-	118	41	85	.482	.421	.833	11	35	46	28	22	6	24	7
DET	26	30	27	32	-	115	39	98	.398	.324	.893	17	28	45	22	21	13	12	5
TEAM	HIGH PTS		HIGH REB		HIGH AST		TEAM		HIGH PTS		HIGH REB		HIGH AST						
CLE	E. Mobley: 30		J. Allen: 13		E. Mobley: 7		DET		C. Cunningham: 38		J. Duren: 10		C. Cunningham: 9						

CAVALIERS 110, PISTONS 91 – JANUARY 27, 2025 – ROCKET MORTGAGE FIELDHOUSE – CLEVELAND, OH – GAME #46

TEAM	1	2	3	4	OT	FINAL	FG	FGA	FG%	3FG%	FT%	OR	DR	TR	A	PF	ST	TO	BS
DET	23	22	22	24	-	91	37	96	.385	.278	.636	12	33	45	24	17	6	10	4
CLE	26	29	27	28	-	110	40	91	.440	.273	.783	12	41	53	28	13	5	10	4
TEAM	HIGH PTS		HIGH REB		HIGH AST		TEAM		HIGH PTS		HIGH REB		HIGH AST						
CLE	D. Garland: 22		E. Mobley: 14		D. Garland: 7		DET		C. Cunningham: 22		J. Duren: 16		C. Cunningham: 7						

CAVALIERS 113, PISTONS 101 – OCTOBER 25, 2024 – ROCKET MORTGAGE FIELDHOUSE – CLEVELAND, OH – GAME #2

TEAM	1	2	3	4	OT	FINAL	FG	FGA	FG%	3FG%	FT%	OR	DR	TR	A	PF	ST	TO	BS
DET	29	26	24	22	-	101	38	81	.469	.406	.706	8	34	42	25	22	3	22	5
CLE	28	37	26	22	-	113	42	82	.512	.382	.696	5	34	39	28	15	13	13	4
TEAM	HIGH PTS		HIGH REB		HIGH AST		TEAM		HIGH PTS		HIGH REB		HIGH AST						
CLE	D. Mitchell/D. Wade: 19		J. Allen: 11		D. Garland: 6		DET		C. Cunningham: 33		J. Duren/R. Holland II: 7		C. Cunningham: 6						

PLAYOFF HISTORY

The Cavs and Pistons have faced off in a playoff series 4 times (2006, 2007, 2009, 2016). Cleveland has won the last 3 series.

Cleveland is 15-6 all-time in postseason games against Detroit (9-1 at home, 6-5 on the road).



PLAY-IN TOURNAMENT: 7. ORLANDO MAGIC (41-41)

2024-25 REGULAR SEASON	PPG	OPP. PPG	FG%	3FG%	FT%	RPG	APG	SPG	TO	BPG
Magic	105.4	105.5	.445	.318	.775	41.8	23.0	8.89	14.2	5.95
Cavaliers	121.9	112.4	.491	.383	.776	45.4	28.1	8.17	13.2	4.27



2024-25 REGULAR SEASON INDIVIDUAL BESTS			2024-25 REGULAR SEASON MAGIC BESTS			2024-25 REGULAR SEASON TEAM		
Points	25	Darius Garland vs. ORL 11/1/24	Points	28	Jalen Suggs vs. ORL 11/1/24	Biggest Win	40	@ ORL 2/25/25
Rebounds	12	Jarrett Allen vs. ORL 3/16/25, Evan Mobley vs. ORL 11/1/24	Rebounds	14	Wendell Carter Jr. vs. ORL 3/16/25	Biggest Loss	5	vs. ORL 3/16/25
Assists	7	Caris LeVert vs. ORL 11/1/24	Assists	7	Paolo Banchero vs. ORL 3/16/25, Jalen Suggs vs. ORL 11/1/24			

2024-25 REGULAR SEASON VS. MAGIC			2023-24 REGULAR SEASON VS. MAGIC			REGULAR SEASON SERIES HISTORY VS. MAGIC				
DATE	SITE	TIME/RESULT	DATE	SITE	RESULT		ALL-TIME	STREAKS	LAST WIN	LAST LOSS
11/1/24	Cleveland	W, 120-109	12/6/23	Cleveland	W, 121-111	Overall	67-62	Lost 1	2/25/25	3/16/26
2/25/25	Orlando	W, 122-82	12/11/23	Orlando	L, 94-104	Home	40-24	Lost 1	11/1/24	3/16/25
3/16/25	Cleveland	L, 103-108	1/22/24	Orlando	W, 126-99	Road	27-38	Won 2	2/25/25	12/11/23
			2/22/24	Cleveland	L, 109-116					

CLE-ORL 2024-25 SEASON SERIES RECAP (CAVS WON 2-1)

MAGIC 108, CAVALIERS 103 – MARCH 16, 2025 – ROCKET ARENA – CLEVELAND, OH – GAME #67

TEAM	1	2	3	4	OT	FINAL	FG	FGA	FG%	3FG%	FT%	OR	DR	TR	A	PF	ST	TO	BS
ORL	25	22	35	26	-	108	34	81	.420	.419	.794	13	34	47	21	20	11	18	3
CLE	38	22	23	20	-	103	40	96	.417	.250	.650	16	32	48	21	22	7	14	1
TEAM	HIGH PTS		HIGH REB		HIGH AST		TEAM		HIGH PTS		HIGH REB		HIGH AST						
CLE	D. Mitchell: 23		J. Allen: 12		D. Mitchell/M. Strus: 5		ORL		P. Banchero: 24		W. Carter Jr.: 14		P. Banchero: 7						

CAVALIERS 122, MAGIC 82 – FEBRUARY 25, 2025 – KIA CENTER – ORLANDO, FL – GAME #58

TEAM	1	2	3	4	OT	FINAL	FG	FGA	FG%	3FG%	FT%	OR	DR	TR	A	PF	ST	TO	BS
CLE	34	23	35	30	-	122	45	80	.563	.594	.813	9	38	47	25	13	5	12	5
ORL	16	27	23	16	-	82	33	90	.367	.179	.786	12	23	35	21	14	7	12	8
TEAM	HIGH PTS		HIGH REB		HIGH AST		TEAM	HIGH PTS		HIGH REB		HIGH AST							
CLE	T. Jerome: 20		E. Mobley: 8		D. Mitchell/C. Porter Jr.: 5		ORL	P. Banchero: 26		W. Carter Jr.: 6		C. Anthony/P. Banchero/F. Wagner: 4							

CAVALIERS 120, MAGIC 109 – NOVEMBER 1, 2024 – ROCKET MORTGAGE FIELDHOUSE – CLEVELAND, OH – GAME #6

TEAM	1	2	3	4	OT	FINAL	FG	FGA	FG%	3FG%	FT%	OR	DR	TR	A	PF	ST	TO	BS	
ORL	16	28	34	31	-	109	41	90	.456	.333	.667	7	32	39	26	17	10	14	4	
CLE	34	29	32	25	-	120	44	87	.506	.395	.850	7	42	49	25	21	6	13	4	
TEAM	HIGH PTS					HIGH REB		HIGH AST		TEAM	HIGH PTS		HIGH REB					HIGH AST		
CLE	D. Garland: 25					E. Mobley: 12		C. LeVert: 7		ORL	J. Suggs: 28		J. Suggs/F. Wagner: 8					J. Suggs: 7		

PLAYOFF HISTORY

The Cavs and Magic have faced off in a playoff series 2 times (2009, 2024), splitting each series.

Cleveland is 6-7 all-time in postseason games against Orlando (6-1 at home, 0-6 on the road).



PLAY-IN TOURNAMENT: 8. ATLANTA HAWKS (40-42)

2024-25 REGULAR SEASON	PPG	OPP. PPG	FG%	3FG%	FT%	RPG	APG	SPG	TO	BPG
Cavaliers	121.9	112.4	.491	.383	.776	45.4	28.1	8.17	13.2	4.27
Hawks	118.2	119.3	.472	.358	.775	44.5	29.6	9.73	15.5	5.11



2024-25 REGULAR SEASON INDIVIDUAL BESTS				2024-25 REGULAR SEASON HAWKS BESTS				2024-25 REGULAR SEASON TEAM			
Points	30	Donovan Mitchell vs. ATL 11/27/24		Points	30	Zacharie Risacher vs. ATL 1/30/25		Biggest Win	22	vs. ATL 1/30/25	
Rebounds	15	Jarrett Allen vs. ATL 1/30/25		Rebounds	13	Clint Capela @ ATL 11/29/24		Biggest Loss	16	@ ATL 11/29/24	
Assists	7	Darius Garland vs. ATL 1/30/25, Donovan Mitchell vs. ATL 11/27/24, Darius Garland vs. ATL 11/27/24		Assists	22	Trae Young vs. ATL 11/27/24					

2024-25 REGULAR SEASON VS. HAWKS			2023-24 REGULAR SEASON VS. HAWKS			REGULAR SEASON SERIES HISTORY VS. HAWKS				
DATE	SITE	TIME/RESULT	DATE	SITE	RESULT		ALL-TIME	STREAKS	LAST WIN	LAST LOSS
11/27/24	Cleveland	L, 124-135	11/28/23	Cleveland	W, 128-105	Overall	114-132	Won 1	1/30/25	11/29/24
11/29/24	Atlanta	L, 101-117	12/16/23	Cleveland	W, 127-119	Home	73-53	Won 1	1/30/25	11/27/24
1/30/25	Cleveland	W, 137-115	1/20/24	Atlanta	W, 116-95	Road	41-79	Lost 2	1/20/24	11/29/24
			3/6/24	Atlanta	L, 101-112					

CLE-ATL 2024-25 SEASON SERIES RECAP (HAWKS WON 2-1)

CAVALIERS 137, HAWKS 115 – JANUARY 30, 2025 – ROCKET MORTGAGE FIELDHOUSE – CLEVELAND, OH – GAME #48

TEAM	1	2	3	4	OT	FINAL	FG	FGA	FG%	3FG%	FT%	OR	DR	TR	A	PF	ST	TO	BS
ATL	29	34	21	31	-	115	41	90	.456	.333	.741	10	26	36	28	18	10	11	1
CLE	39	32	39	27	-	137	53	91	.582	.333	.900	10	39	49	34	19	9	12	3
TEAM	HIGH PTS			HIGH REB			HIGH AST			TEAM	HIGH PTS			HIGH REB			HIGH AST		
CLE	D. Garland: 26			J. Allen: 15			D. Garland: 7			ATL	Z. Risacher: 30			D. Daniels/O. Okongwu: 7			T. Young: 10		

HAWKS 117, CAVALIERS 101 – NOVEMBER 29, 2024 – STATE FARM ARENA – ATLANTA, GA – GAME #20

TEAM	1	2	3	4	OT	FINAL	FG	FGA	FG%	3FG%	FT%	OR	DR	TR	A	PF	ST	TO	BS
CLE	27	23	23	28	-	101	38	93	.409	.289	.824	11	29	40	21	22	9	13	0
ATL	29	23	39	26	-	117	44	85	.518	.412	.833	10	43	53	33	20	9	21	5
TEAM	HIGH PTS			HIGH REB			HIGH AST			TEAM	HIGH PTS			HIGH REB			HIGH AST		
CLE	D. Garland: 29			E. Mobley: 12			D. Mitchell: 6			ATL	D. Hunter: 23			C. Capela: 13			T. Young: 11		

HAWKS 135, CAVALIERS 124 – NOVEMBER 27, 2024 – ROCKET MORTGAGE FIELDHOUSE – CLEVELAND, OH – GAME #19

TEAM	1	2	3	4	OT	FINAL	FG	FGA	FG%	3FG%	FT%	OR	DR	TR	A	PF	ST	TO	BS
ATL	35	26	37	37	-	135	46	97	.474	.476	.920	14	37	51	39	21	6	15	6
CLE	35	29	31	29	-	124	44	95	.463	.313	.750	12	32	44	31	21	11	13	5
TEAM	HIGH PTS		HIGH REB		HIGH AST		TEAM		HIGH PTS		HIGH REB		HIGH AST						
CLE	D. Mitchell: 30		E. Mobley: 12		D. Garland/D. Mitchell: 7		ATL		D. Hunter: 26		D. Daniels: 10		T. Young: 22						

HAWKS 112, CAVALIERS 101 – MARCH 6, 2024 – STATE FARM ARENA – ATLANTA, GA – GAME #62

TEAM	1	2	3	4	OT	FINAL	FG	FGA	FG%	3FG%	FT%	OR	DR	TR	A	PF	ST	TO	BS
CLE	28	21	40	12	-	101	39	89	.438	.227	.765	10	32	42	27	16	5	15	4
ATL	31	33	23	25	-	112	43	84	.512	.367	.750	8	34	42	27	17	7	11	3
TEAM	HIGH PTS		HIGH REB		HIGH AST		TEAM	HIGH PTS		HIGH REB		HIGH AST							
CLE	J. Allen: 18		J. Allen: 19		D. Garland/C. LeVert: 7		ATL	S. Bey/B. Bogdanovic: 23		B. Fernando: 10		D. Murray: 9							

PLAYOFF HISTORY

The Cavs and Hawks have faced off in a playoff series 3 times (2009, 2015 and 2016). Cleveland won all 3 meetings.

The Cavs are 12-0 (6-0 at home, 6-0 on the road) all-time in postseason games against the Hawks.



PLAY-IN TOURNAMENT: 9. CHICAGO BULLS (39-43)

2024-25 REGULAR SEASON	PPG	OPP. PPG	FG%	3FG%	FT%	RPG	APG	SPG	TO	BPG
Bulls	117.8	119.4	.470	.367	.809	45.9	29.1	7.57	14.7	4.71
Cavaliers	121.9	112.4	.491	.383	.776	45.4	28.1	8.17	13.2	4.27



2024-25 REGULAR SEASON INDIVIDUAL BESTS			2024-25 REGULAR SEASON BULLS BESTS			2024-25 REGULAR SEASON TEAM		
Points	37	Donovan Mitchell vs. CHI 11/15/24	Points	29	Coby White vs. CHI 11/15/24	Biggest Win	22	@ CHI 3/4/25, vs. CHI 4/8/25
Rebounds	17	Jarrett Allen @ CHI 3/4/25	Rebounds	13	Zach Collins vs. CHI 4/8/25	** No Biggest Loss **		
Assists	9	Darius Garland vs. CHI 11/15/24	Assists	9	Patrick Williams vs. CHI 11/15/24, Zach LaVine vs. CHI 11/15/24			

2024-25 REGULAR SEASON VS. BULLS			2023-24 REGULAR SEASON VS. BULLS			REGULAR SEASON SERIES HISTORY VS. BULLS				
DATE	SITE	TIME/RESULT	DATE	SITE	RESULT		ALL-TIME	STREAKS	LAST WIN	LAST LOSS
11/11/24	Chicago	W, 119-113	12/23/23	Chicago	W, 109-95	Overall	105-133	Won 4	4/8/25	2/28/24
11/15/24	Cleveland	W, 144-126	1/15/24	Cleveland	W, 109-91	Home	64-54	Won 6	4/8/25	3/26/22
3/4/25	Chicago	W, 139-117	2/14/24	Cleveland	W, 108-105	Road	41-79	Won 2	3/4/25	2/28/24
4/8/25	Cleveland	W, 135-113	2/28/24	Chicago	L, 123-132 (OT)					

CLE-CHI 2024-25 SEASON SERIES RECAP (CAVS WON 4-0)

CAVALIERS 135, BULLS 113 – APRIL 8, 2025 – ROCKET ARENA – CLEVELAND, OH – GAME #79

TEAM	1	2	3	4	OT	FINAL	FG	FGA	FG%	3FG%	FT%	OR	DR	TR	A	PF	ST	TO	BS
CHI	24	24	37	28	-	113	41	86	.477	.349	.842	12	33	45	26	15	9	20	3
CLE	25	43	30	37	-	135	51	100	.510	.500	.615	16	29	45	35	15	13	13	3
TEAM	HIGH PTS			HIGH REB			HIGH AST			TEAM	HIGH PTS			HIGH REB			HIGH AST		
CLE	D. Garland: 28			E. Mobley: 12			E. Mobley: 7			CHI	P. Williams: 21			Z. Collins: 13			M. Buzelis/P. Williams: 5		

CAVALIERS 139, BULLS 117 – MARCH 4, 2025 – UNITED CENTER – CHICAGO, IL – GAME #61

TEAM	1	2	3	4	OT	FINAL	FG	FGA	FG%	3FG%	FT%	OR	DR	TR	A	PF	ST	TO	BS
CLE	24	33	39	43	-	139	46	98	.469	.354	.909	11	42	53	27	14	4	9	4
CHI	29	29	36	23	-	117	47	106	.443	.250	.706	10	40	50	32	21	6	7	6
TEAM	HIGH PTS			HIGH REB			HIGH AST			TEAM	HIGH PTS			HIGH REB			HIGH AST		
CLE	D. Mitchell: 28			J. Allen: 17			D. Garland: 7			CHI	C. White: 25			Z. Collins: 12			T. Jones/C. White: 7		

CAVALIERS 144, BULLS 126 – NOVEMBER 15, 2024 – ROCKET MORTGAGE FIELDHOUSE – CLEVELAND, OH – GAME #14

TEAM	1	2	3	4	OT	FINAL	FG	FGA	FG%	3FG%	FT%	OR	DR	TR	A	PF	ST	TO	BS
CHI	34	39	29	24	-	126	45	88	.511	.476	.800	3	33	36	32	20	7	17	4
CLE	49	28	30	37	-	144	51	93	.548	.488	.875	4	36	40	33	16	11	13	6
TEAM	HIGH PTS			HIGH REB			HIGH AST			TEAM	HIGH PTS			HIGH REB			HIGH AST		
CLE	D. Mitchell: 37			J. Allen: 10			D. Garland: 9			CHI	C. White: 29			N. Vučević: 8			Z. LaVine/P. Williams: 9		

CAVALIERS 119, BULLS 113 – NOVEMBER 11, 2024 – UNITED CENTER – CHICAGO, IL – GAME #12

TEAM	1	2	3	4	OT	FINAL	FG	FGA	FG%	3FG%	FT%	OR	DR	TR	A	PF	ST	TO	BS
CLE	34	33	28	24	-	119	43	97	.443	.333	.750	12	31	43	26	13	14	9	3
CHI	35	31	26	21	-	113	43	87	.494	.368	.813	8	43	51	26	17	7	21	5
TEAM	HIGH PTS		HIGH REB		HIGH AST		TEAM	HIGH PTS		HIGH REB		HIGH AST							
CLE	D. Mitchell: 36		E. Mobley: 11		T. Jerome: 6		CHI	Z. LaVine: 26		P. Williams: 10		J. Giddey: 7							

PLAYOFF HISTORY


The Cavs and Bulls have faced off in a playoff series 7 times (1988, 1989, 1992, 1993, 1994, 2010 and 2015).

Cleveland lost the first 5 series but won each of the last two series.

The Cavs are 14-20 (9-8 at home, 5-12 on the road) all-time in postseason games against the Bulls.



PLAY-IN TOURNAMENT: 10. MIAMI HEAT (37-45)

2024-25 REGULAR SEASON											
	PPG	OPP. PPG	FG%	3FG%	FT%	RPG	APG	SPG	TO	BPG	
Cavaliers	121.9	112.4	.491	.383	.776	45.4	28.1	8.17	13.2	4.27	
Heat	110.6	110.0	.465	.367	.791	43.4	26.4	8.15	13.6	3.83	

2024-25 REGULAR SEASON INDIVIDUAL BESTS				2024-25 REGULAR SEASON HEAT BESTS				2024-25 REGULAR SEASON TEAM			
Points	34	Donovan Mitchell @ MIA 1/29/25		Points	34	Bam Adebayo vs. MIA 3/5/25, Tyler Herro @ MIA 12/8/24		Biggest Win	20	@ MIA 1/29/25	
Rebounds	15	Evan Mobley @ MIA 1/29/25		Rebounds	13	Bam Adebayo @ MIA 12/8/24		Biggest Loss	9	@ MIA 12/8/24	
Assists	10	Darius Garland vs. MIA 3/5/25		Assists	7	Davion Mitchell vs. MIA 3/5/25, Kyle Anderson vs. MIA 3/5/25, Tyler Herro @ MIA 12/8/24					

2024-25 REGULAR SEASON VS. HEAT			2023-24 REGULAR SEASON VS. HEAT			REGULAR SEASON SERIES HISTORY VS. HEAT				
DATE	SITE	TIME/RESULT	DATE	SITE	RESULT		ALL-TIME	STREAKS	LAST WIN	LAST LOSS
12/8/24	Miami	L, 113-122	11/22/23	Cleveland	L, 96-129	Overall	53-80	Won 2	3/5/25	12/8/24
1/29/25	Miami	W, 126-106	12/8/23	Miami	W, 111-99	Home	36-29	Won 1	3/5/25	3/20/24
3/5/25	Cleveland	W, 112-107	3/20/24	Cleveland	L, 104-107	Road	17-51	Won 1	12/8/24	12/8/24
			3/24/24	Miami	L, 84-121					

CLE-MIA 2024-25 SEASON SERIES RECAP (CAVS WON 2-1)

CAVALIERS 112, HEAT 107 – MARCH 5, 2025 – ROCKET ARENA – CLEVELAND, OH – GAME #62

TEAM	1	2	3	4	OT	FINAL	FG	FGA	FG%	3FG%	FT%	OR	DR	TR	A	PF	ST	TO	BS
MIA	32	27	23	25	-	107	36	83	.434	.361	.880	9	33	42	29	19	7	14	2
CLE	36	27	23	26	-	112	41	87	.471	.350	.727	10	37	47	26	19	7	13	4
TEAM	HIGH PTS		HIGH REB		HIGH AST		TEAM		HIGH PTS		HIGH REB		HIGH AST						
CLE	D. Mitchell: 26		E. Mobley: 13		D. Garland: 10		MIA		B. Adebayo: 34		B. Adebayo: 12		K. Anderson/D. Mitchell: 7						

CAVALIERS 126, HEAT 106 – JANUARY 29, 2025 – KASEYA CENTER – MIAMI, FL – GAME #47

TEAM	1	2	3	4	OT	FINAL	FG	FGA	FG%	3FG%	FT%	OR	DR	TR	A	PF	ST	TO	BS
CLE	31	28	35	32	-	126	54	100	.540	.310	.833	13	34	47	29	17	10	7	2
MIA	21	20	43	22	-	106	39	83	.470	.349	.867	6	29	35	27	5	4	14	4
TEAM	HIGH PTS		HIGH REB		HIGH AST		TEAM		HIGH PTS		HIGH REB		HIGH AST						
CLE	D. Mitchell: 34		E. Mobley: 15		T. Jerome: 7		MIA		T. Herro/T. Rozier: 22		B. Adebayo: 9		T. Herro: 6						

HEAT 122, CAVALIERS 113 – DECEMBER 8, 2024 – KASEYA CENTER – MIAMI, FL – GAME #25

TEAM	1	2	3	4	OT	FINAL	FG	FGA	FG%	3FG%	FT%	OR	DR	TR	A	PF	ST	TO	BS
CLE	25	26	29	33	-	113	41	86	.477	.424	.944	5	31	36	25	18	5	9	1
MIA	21	38	31	32	-	122	41	86	.477	.432	.923	10	37	47	27	15	4	12	4
TEAM	HIGH PTS		HIGH REB		HIGH AST		TEAM		HIGH PTS		HIGH REB		HIGH AST						
CLE	D. Garland: 23		D. Wade: 8		T. Jerome: 6		MIA		T. Herro: 34		B. Adebayo: 13		T. Herro: 7						

PLAYOFF HISTORY

The Cavs and Heat have never faced off in a playoff series.